

UNCLASSIFIED

AD NUMBER

AD008882

CLASSIFICATION CHANGES

TO: unclassified

FROM: confidential

LIMITATION CHANGES

TO:
Approved for public release; distribution is unlimited.

FROM:
Distribution authorized to DoD only; Test and Evaluation; MAR 1953. Other requests shall be referred to Picatinny Arsenal, Dover, NJ. Pre-dates formal DoD distribution statements. Treat as DoD only.

AUTHORITY

ARRADCOM ltr dtd 13 Feb 1980; DA Form 1575 dtd 25 May 1995

THIS PAGE IS UNCLASSIFIED

UNCLASSIFIED

AD _____

DEFENSE DOCUMENTATION CENTER

FOR

SCIENTIFIC AND TECHNICAL INFORMATION

CAMERON STATION ALEXANDRIA, VIRGINIA

DOWNGRADED AT 3 YEAR INTERVALS:
DECLASSIFIED AFTER 12 YEARS
DCD DIR 5200.10



UNCLASSIFIED

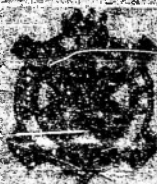
THIS REPORT HAS BEEN DECLASSIFIED
AND CLEARED FOR PUBLIC RELEASE.

DISTRIBUTION A
APPROVED FOR PUBLIC RELEASE;
DISTRIBUTION UNLIMITED.

~~CONFIDENTIAL~~
CONFIDENTIAL
SECURITY INFORMATION

AD NO. 8882
ASTM FULL COPY

PICATINNY ARSENAL
TECHNICAL DIVISION



TECHNICAL REPORT

SUBJECT: EXAMINATION OF UNFIRED 85 MM. API-T
COMPLETE ROUND OF SOVIET AMMUNITION.
MOD. UBZR-365 K FMAM-2313

PROJECT NO: T93-0035

REPORT NO. 1

PREPARED BY: A. B. SCHILLING

DATE: MARCH 1953

P. A. SERIAL NO: 1910

COPY NO. 45

~~CONFIDENTIAL~~
CONFIDENTIAL
SECURITY INFORMATION

CONFIDENTIAL
SECURITY INFORMATION

**EXAMINATION OF UNFIRED 85 MM, API-T COMPLETE
ROUND OF SOVIET AMMUNITION, MOD. UBZR-365K
FMAM 2313**

Project No TB3-0035

Report No 1

Picatinny Arsenal Serial No 1910

13 March 1953

Prepared by:

A. B. Schilling

CONFIDENTIAL
SECURITY INFORMATION

CONFIDENTIAL
SECURITY INFORMATION

Agency Performing Work: Picatinny Arsenal
Agency Authorizing Work: Chief of Ordnance-ORDTA
Project No TB3-0035 Report No 1
Priority: DOA 2A
Project Title: Evaluation of Foreign Materiel.

OBJECT

To conduct a technical examination, including preparation of photographs, dimensioned drawings, a complete round drawing, chemical analysis of explosive charges and metallurgical examination of the projectile and cartridge case.

SUMMARY

One loaded and fuze complete round of Soviet 85 mm, API-T Ammunition was received for technical examination. The round consists of a base fuze, uncapped armor-piercing projectile with tracer, assembled in a primed brass cartridge case. The projectile is loaded with a high explosive charge of RDX, aluminum and montan wax. The cartridge case contains the following components: an upper closing cup, cylindrical spacer, lower closing cup, coil of soft lead wire and a bagged propellant charge with igniter charge in a pocket pad forming the base of the bag. A short type Soviet standard KB-4 Primer is assembled in the center of the cartridge case head.

The propellant is in the form of multi-perforated cylindrical grains of average 0.2489 inch OD and 0.6306 inch length.

CONFIDENTIAL
SECURITY INFORMATION

CONFIDENTIAL
SECURITY INFORMATION

DISTRIBUTION OF PICATINNY ARSENAL TECHNICAL REPORT NO. 1910

(PROJECT NO. TB3-0035)

	<u>Copy No.</u>
Commanding Officer Picatinny Arsenal Dover, New Jersey ATTN: Technical Division Library	1-2
Chief of Ordnance Dept of the Army Washington 25, DC ATTN: ORDGU-IN (Collection & Dissemination Section) ORDTX-AR	3-32 33-34
Commanding General Aberdeen Proving Ground, Md ATTN: Technical Information Branch Bldg 313	35
Pres. Ordnance Dept Board Aberdeen Proving Ground, Md	36
Commandant, Ordnance School Aberdeen Proving Ground, Md ATTN: Library Branch	37
Commanding Officer Frankford Arsenal Philadelphia 37, Pa	38
Commanding Officer Watertown Arsenal Watertown, Mass	39
Chief, Bureau of Ordnance Dept of the Navy Washington 25, DC	40
Chief, Bureau of Ordnance Dept of the Navy Washington 25, DC ATTN: Re2e ATTN: Re3	41 42

CONFIDENTIAL
SECURITY INFORMATION

Copy No

Commander, Naval Ordnance Laboratory
White Oak
Silver Spring 19, Md
ATTN: Explosives Division

43

U. S. Army Liaison Office
Explosives Ordnance Disposal
U. S. Naval Powder Factory
Indian Head, Md

44

Director, Armed Services Tech Info Agency
Documents Service Center
U. S. Building
Dayton 2, Ohio
ATTN: DGS-SA

45-46

CONFIDENTIAL
SECURITY INFORMATION

INTRODUCTION:

In accordance with request from the Office, Chief of Ordnance, Ref A, one unfired complete round of fixed Soviet manufactured 85 mm API-T Ammunition was subjected to a technical examination.

The cartridge case was forwarded to Frankford Arsenal for a metallurgical examination and preparation of a dimensioned drawing. Following visual examination Frankford Arsenal reported (Incl 8) that the cartridge case of this round was similar to one previously examined. For Frankford Arsenal report number covering the metallurgical examination of the similar case see Ref C.

The AP projectile was forwarded to Watertown Arsenal for metallurgical examination and preparation of dimensioned drawing. Results of this examination are contained in Ref B. A general examination, including chemical analysis of explosives and preparation of drawings was made at Picatinny Arsenal. Results of these examinations are contained in this report.

DESCRIPTION:

1. Complete Round

a. General

The complete round was photographed as received and following disassembly into its principal components as shown on Photograph M-41739 (Incl 1). A complete round drawing showing the round in section, marking diagram and interpretation of markings was made (See Drawing P-85205, Incl 2). The fuze is dimensionally the same as the base fuze removed from other Soviet AP projectiles. Drawing P-83975 (Incl 3) shows a fuze of this type in section with its dimensioned details. The cartridge case is crimped to the projectile by a single 360° rolled crimp into a groove machined into the projectile body to the rear of the lower rotating band.

b. Propellant

The propellant powder consists of cylindrical, multiperforated grains contained in a cloth bag. The base of this bag is of double thickness of cloth forming a pad into which the igniter charge is loaded. The mouth of the bag is closed and tied with cotton string. After the charge bag is inserted into the cartridge case a coil of soft lead wire is placed over the tied bag mouth. The lead wire is presumably used as a decoppering agent to prevent fouling of the gun barrel with copper residue from the projectile rotating bands. Forward of the charge is a waxed pressed chipboard closing cup. Nested between the open end of this lower cup and the upper cup is a cylindrical paper spacer. This spacer serves to hold the propelling charge against the primer base. The parts referred to are shown in sequential order on Photograph M-41739 (Incl 1).

CONFIDENTIAL
SECURITY INFORMATION

c. Data

Weight of Complete Round	34.6 lb
Length of Complete Round	34.37 in
Diameter of Projectile Bourrelet	3.34 in
Diameter of Ejection flange	4.40 in

d. Marking

The markings on the Cartridge Case are black, located as shown on Drawing P-85205 (Incl 2). Translation of the legible marking is also shown on the same drawing. Stamped markings on the head are shown on Photograph M-41740 (Incl 5).

3. Projectile

a. General

The projectile consists of a steel body with two copper rotating bands pressed into knurled grooves or seats in the body. The base is of boattail design. Directly to the rear of the bourrelet is a deep, circumferential groove. It is presumed that the incorporation of a groove at this point on the projectile body may be for the purpose of controlling, to some extent, the fragmentation characteristics of the metal, particularly at striking angle of high obliquity. The body of the projectile is rough machined with the exception of the bourrelet which appears to have been ground. Traces of a thin coating of gray paint are present on the surface of the projectile body excepting the bourrelet which is unpainted. No provision is made on the body for a windshield, the design being of the monobloc type (without AP Cap). The explosive cavity is cylindrical, approximately 1 inch in diameter and 4 inches in depth. At the mouth of the explosive cavity threads are provided for assembly of the base fuze which incorporates, at its base, a tracer assembly.

A lead caulking ring seals the flange of the fuze against the shoulder of the cavity counterbore. Three paper washers and one cushion washer serve to fill the void between the fuze body and shell bursting charge.

Loading of the explosive charge, which consists of RDX, Aluminum and Montan wax, appears to have been by a pressing method.

Chemical analysis of the explosive charge is contained in the General Laboratory Report (Incl 7).

CONFIDENTIAL
SECURITY INFORMATION

b. Data

Weight of Projectile as fired	20.27 lb
Weight of Projectile Empty	19.84 lb
Length of Projectile	10.50 in
Diameter of Bourrelet	3.340 in
Type of Base	Boattail
Weight of Bursting Charge	.11 lb

4. Base Fuze

a. General

The fuze is shown assembled to the complete round on Drawing P-85205 (Incl 2) and in section on Drawing P-83975 (Incl 3). A comparatively small tubular booster assembly, on the forward end of the fuze, is imbedded in the bursting charge. On the rearward end is threaded a tracer assembly. Photograph M-38645 (Incl 4) shows a similar fuze, disassembled.

The fuze consists of a steel fuze body, fuze primer assembly, steel arming sleeve, steel firing pin, delay charge assembly, copper delay charge washer, fiber detonator cushion, detonator assembly, booster assembly and appended tracer assembly. This tracer is initiated by the propellant gases when the weapon is fired.

b. Data

Length of Fuze & Tracer	2.58 in
Weight of Fuze & Tracer	0.22 lb
Max diameter of flange	1.137 in
Length of thread	.40 in
Number of threads	5 full
Thread data (Metric) Major Dia -	24 mm, Pitch - 1.5 mm
Material of Body	Steel
Fuze Action	Short Delay Base Detonating, Impact

c. Functioning

Prior to firing, the fuze parts are as shown on Drawing P-83975 (Incl 3). When the round is fired, setback causes the ARMING SLEEVE to move rearward over the FUZE PRIMER ASSEMBLY, causing it to rest against the LEAD CUSHION. This action arms the fuze.

Upon impact with the target, the PRIMER ASSEMBLY moves forward impinging the PRIMER against the FIRING PIN. The flame from the PRIMER passes through to the DETONATOR initiating the DETONATOR CHARGE which, in turn, functions the BOOSTER.

7

CONFIDENTIAL
SECURITY INFORMATION

d. Method of Inerting

This fuze must be removed from the projectile, by unscrewing (LH Threads) in order to render inert.

The fuze BODY held firmly in a vise or by other means (Stillson or open end wrench) will permit unscrewing (RH Thread) of the BOOSTER ASSEMBLY. The FIRING PIN will then drop out freely, as will the ARMING SLEEVE and PRIMER ASSEMBLY.

5. Cartridge Case

a. General

The cartridge case is manufactured from brass and is of conventional design. In the base is a threaded hole located centrally for assembly of the primer. Results of a metallurgical examination and dimensioned drawing of a similar cartridge case are contained in Frankford Arsenal Ordnance Laboratory Report MR 466 (Ref C).

b. Data

Length of Cartridge Case	24.75 in
Weight of Empty Cartridge Case	8.84 lb
Diameter of Mouth of Case	3.297 in
Diameter of Flat above Ejection Flange	3.91 in
Max Diameter of Ejection Flange	4.40 in
Thread Data (Metric RH) Major Dia - 28 mm, Pitch - 1.8 mm	

c. Marking and Stamping

Markings on the sidewall of the cartridge case are black and are located as shown on Photograph M-41739 (Incl 1) and on the complete round Drawing P-85205 (Incl 2). Stamping on the base of the cartridge case and primer are shown on Photograph M-41740 (Incl 5).

6. Cartridge Case Primer

a. General

The cartridge case primer is of the Soviet KB-4 percussion type, standard for most Soviet artillery ammunition examined at this Arsenal to date. It is relatively short in length and does not incorporate a flash tube. A black powder pellet in the forward end is covered with a very thin copper disc.

The steel body is provided with threads for assembly into the base of the cartridge case.

CONFIDENTIAL
SECURITY INFORMATION

EXAMINATION OF UNFIRED 85 MM, API-T COMPLETE
ROUND OF SOVIET AMMUNITION, Mod UBZR-365K
FMAM-2313

Report by: *A. B. Schilling*
A. B. Schilling
Ord Design Engr


Approved:

C. W. Clark
for C. W. CLARK
Col, Ord Corps
Chief, Tech Div

JSC

CONFIDENTIAL
SECURITY INFORMATION

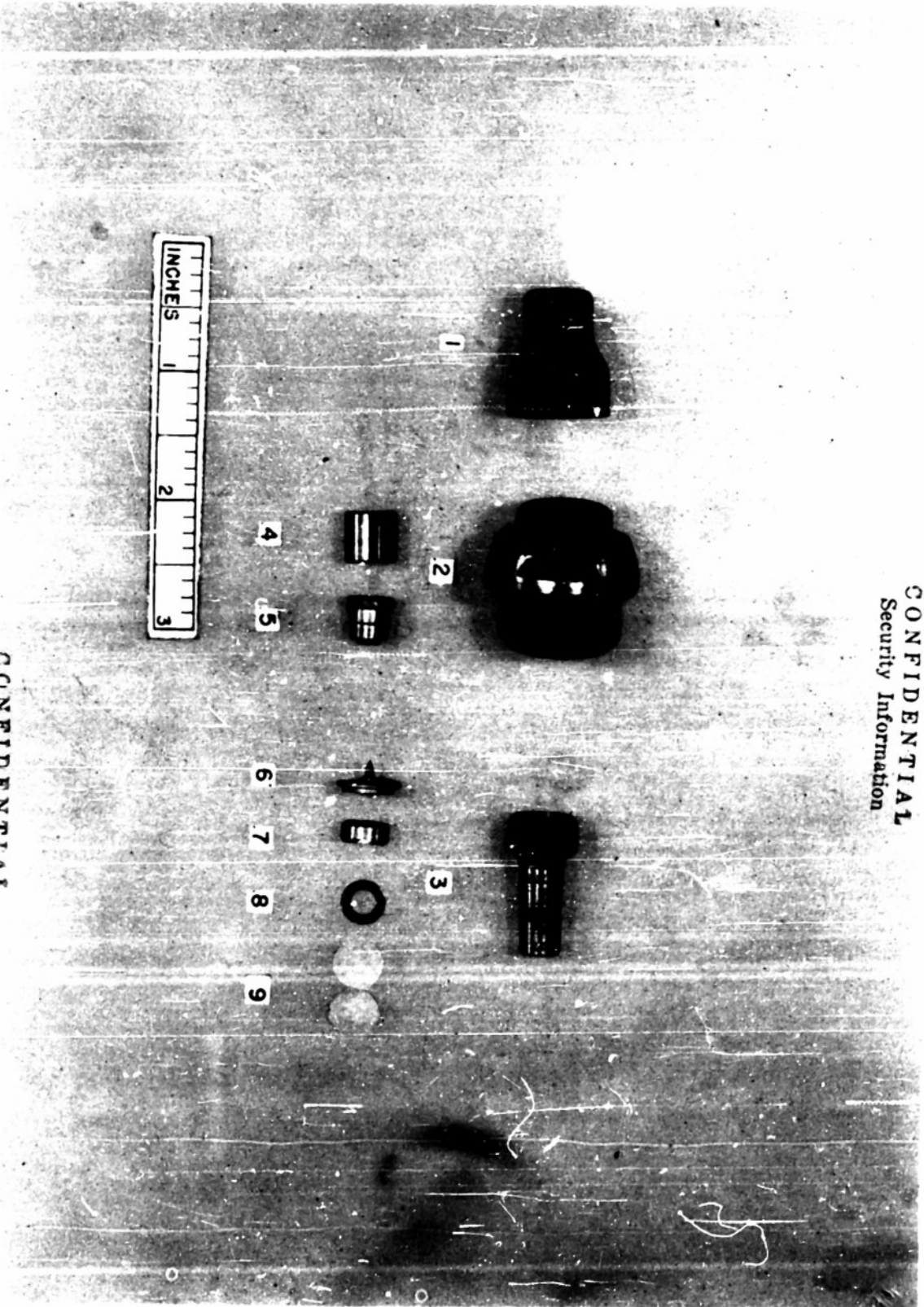
Information Annex
Serial 001111



CONFIDENTIAL

M-11739 November 1952 PICATINNY ARSENAL FMAM-2313 ORDNANCE CORPS
85mm Complete Round API-T (Soviet) Mod. UBZR-365K
1. Complete Round 4. Cushion Washer 7. Percussion Primer 10. Lead Wire 13. Upper Closing Cup
2. Projectile 5. Base Fuse 8. Igniter Charge 11. Lower Closing Cup
3. Spacers 6. Cartridge Case 9. Propellant Charge 12. Spacer
Confidential

CONFIDENTIAL
Security Information



CONFIDENTIAL
Security Information

W-38645

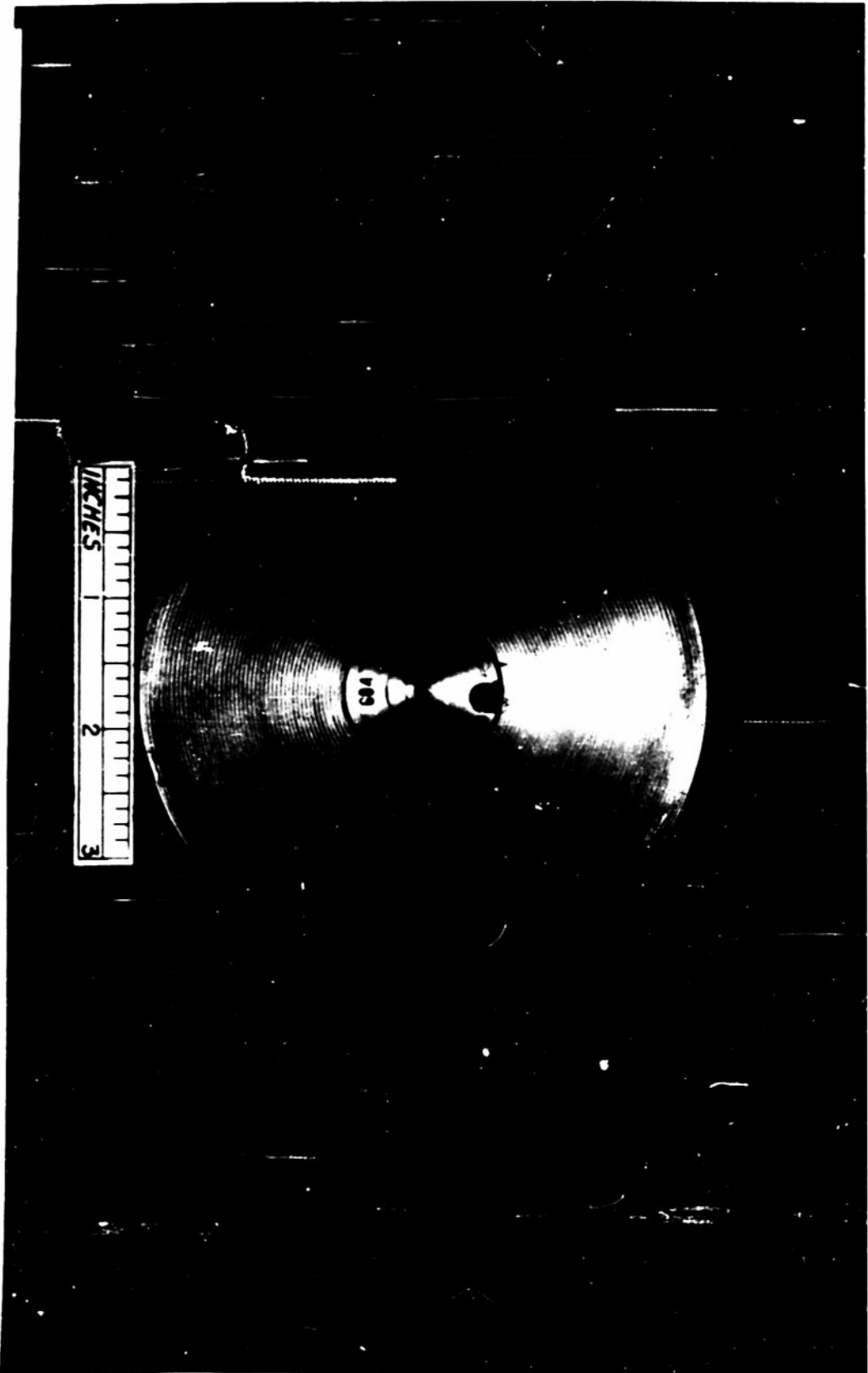
May 1951

MCATINNY ARSENAL

Fuze, Base, with Tracer (Soviet)

ORDNANCE CORPS

1. Tracer Assembly
2. Fuze Body
3. Detonator Booster Ass'y.
4. Arming Sleeve
5. Primer Assembly
6. Firing Pin
7. Delay Charge Ass'y.
8. Detonator Washer
9. Closing Discs



M-41740

November 1952

PICAVINNY ARSERAL

FMAM-2313

ORDNANCE CORPS

85mm Fixed Round Soviet API-T Ammunition Mod. UBZR-365K
Stamped marking on base of cartridge case and primer of 85mm Fixed Round of Soviet
API-T Ammunition Mod. UBZR-365K.

CONFIDENTIAL - SECURITY INFORMATION

CONFIDENTIAL
 SECURITY INFORMATION
 PICA T I N N Y A R S E N A L , D O V E R , N . J .
REPORT FROM THE GENERAL LABORATORY

REPORT NO. 53-HI-583
 DATE 13 March 1953

Propellent Bag		Unmercerized Cotton
Fibers		71
Thread Count		70
One direction		
Other direction		
Propellent Igniter Powder		25.1
Weight of charge, gm		
Chemical Composition:		
Potassium Nitrate, %		74.9
Sulfur, %		8.8
Carbon, %		16.3
Propellent Powder		5.49
Weight of charge, lb		
Chemical Composition:		
Nitrocellulose, % (by diff)		12.69
Nitrogen, %		95.64
Diphenylamine and nitro-derivatives of diphenylamine		1.40
Total Volatiles, %		2.96
Grain Measurements, inch		
Form	multi-perforated	
L-C.6306	AVG Var %	3.05
D-O.2409	AVG Var %	1.61
d-O.0241		
W ₀ -0.0.362		
W ₁ -0.0.0520		
W _a -0.0.0441		
W _c -0.0.0442		
L:D -2.53		
D:d -10.33		
Difference between W ₁ and W ₀ in percent of W _a		-35.83

SPORR-45A

CONFIDENTIAL
 SECURITY INFORMATION
 PICATINNY ARSENAL DOVER, N. J.

REPORT FROM THE GENERAL LABORATORY

REPORT NO. 53-HI-583
 DATE 13 March 1953

Tracer Assembly:
Igniter:
 Weight of charge, gm 0.6
 Chemical Composition
 Barium Peroxide, % (Diff) 75.4
 Magnesium, % 20.4
 Binder, % 4.2

Tracer:
 Weight of charge, gm 1.8
 Chemical Composition:
 Magnesium, % 58.0
 Strontium Nitrate, % 33.8
 Binder, % 8.2

Fuze Assembly:
Primer:
 Weight of charge, gm 0.023
 Chemical Composition:
 Mercury Fulminate, % 21.0
 Potassium Chlorate, % 42.0
 Antimony Sulfide, % 37.0

Delay Charge:
 Weight of charge, gm 0.19
 Chemical Composition
 Potassium Nitrate, % 74.5
 Sulfur, % 10.2
 Carbon, % (Diff) 15.3

Detonator:
Top Charge:
 Weight of charge, gm 0.034
 Chemical Composition
 Intermediate Charge: Lead Styphnate
 Weight of charge, gm 0.13
 Chemical Composition: Lead Azide

CONFIDENTIAL
SECURITY INFORMATION
PICATINNY ARSENAL, DOVER, N. J.

REPORT FROM THE GENERAL LABORATORY

REPORT NO. 53-BL-583
DATE 13 March 1953

Bottom Charge:	
Weight of charge, gm	0.48
Chemical Composition	Petryl
Booster:	
Weight of charge, gm	0.48
Chemical Composition	Petryl
High Explosive Charge:	
Weight of charge, lb	0.11
Chemical Composition	
RDX, %	72.3
Aluminum, %	20.8
Montan Wax, %	6.9

REMARKS:

The chemical analysis of the primer charges was taken from General Laboratory Report No 137062 and that of the tracer composition and fuze explosives was taken from General Laboratory Report No 51-7-951 since these components were considered to be the same as the components of this round by the Artillery Ammunition Section.

WORK BY:

A. Callanen
A. G. Villafane

SUBMITTED: *E. F. Reese*

E. F. Reese
Chief, Exp Anal Unit

APPROVED

A. J. Clear
A. J. Clear
Chief, Gen Lab Sec

CONFIDENTIAL
SECURITY INFORMATION

CONFIDENTIAL
SECURITY INFORMATION

12 DEC 1952 TIME 1330

ORDEB-TE

2-4768732/6581

SUBJECT:

Metallurgical Examination of Soviet Artillery Ammunition
Project No. TB3-0035

3. In the event that no examination is decided upon, it is requested that the cartridge cases to which the above compare with be listed by indorsement to this letter for use as a reference in reports being prepared at this Arsenal covering the general Technical examination of the round.

4. Since a deformation of the mouth of the case is caused by extracting the projectile from fixed rounds, the following dimensions are furnished for reference:

<u>Round Designation</u>	<u>Dia. of Projectile at Base (Inches)</u>
F.M.A.-2284	3.304
F.M.A.-2313	3.303
F.M.A.-2290	2.938

FOR THE COMMANDING OFFICER:

A. F. Weitschheid
A. F. WEITSCHHEID
Assistant

FA471.8732/6881

ORDEB-IC

1st Ind

~~Secret~~ Record
WQuittman/vmv/22107

ORDEB-TE 386.3/17-50

91580

Proj TB3-0035

DEC 17 1953

SUBJECT: Metallurgical Examination of Soviet Artillery Ammunition

Ord Corps, Frankford Arsenal, Philadelphia 37, Pa.

TO: Commanding Officer, Picatinny Arsenal, Dover, New Jersey

1. Cartridge Cases listed in basic letter were received and examined visually. No further investigation will be conducted. Cases examined previously with which the above compare are listed below:

76 mm (FMAM-2290) compares with 76 mm (FMAM-2153),
Memorandum Report 480.

85 mm (FMAM-2284)
2313 compares with 85 mm (FMAM-2176),
Memorandum Report 466.

386.3/17-50