

UNCLASSIFIED

AD NUMBER

AD020276

CLASSIFICATION CHANGES

TO: unclassified

FROM: confidential

LIMITATION CHANGES

TO:  
Approved for public release, distribution unlimited

FROM:  
Distribution authorized to U.S. Gov't. agencies and their contractors; Administrative/Operational Use; 12 NOV 1953. Other requests shall be referred to National Aeronautics and Space Administration, Washington, DC.

AUTHORITY

NASA TR Server website; NASA TR Server website

THIS PAGE IS UNCLASSIFIED

# Armed Services Technical Information Agency

# AD

# 20276

**NOTICE: WHEN GOVERNMENT OR OTHER DRAWINGS, SPECIFICATIONS OR OTHER DATA ARE USED FOR ANY PURPOSE OTHER THAN IN CONNECTION WITH A DEFINITELY RELATED GOVERNMENT PROCUREMENT OPERATION, THE U. S. GOVERNMENT THEREBY INCURS NO RESPONSIBILITY, NOR ANY OBLIGATION WHATSOEVER; AND THE FACT THAT THE GOVERNMENT MAY HAVE FORMULATED, FURNISHED, OR IN ANY WAY SUPPLIED THE SAID DRAWINGS, SPECIFICATIONS, OR OTHER DATA IS NOT TO BE REGARDED BY IMPLICATION OR OTHERWISE AS IN ANY MANNER LICENSING THE HOLDER OR ANY OTHER PERSON OR CORPORATION, OR CONVEYING ANY RIGHTS OR PERMISSION TO MANUFACTURE, USE OR SELL ANY PATENTED INVENTION THAT MAY IN ANY WAY BE RELATED THERETO.**

Reproduced by  
**DOCUMENT SERVICE CENTER**  
KNOTT BUILDING DAYTON, 2, OHIO

# CONFIDENTIAL

**The following ESPIONAGE NOTICE can be disregarded unless this document is plainly marked RESTRICTED, CONFIDENTIAL, or SECRET.**

**NOTICE: THIS DOCUMENT CONTAINS INFORMATION AFFECTING THE NATIONAL DEFENSE OF THE UNITED STATES WITHIN THE MEANING OF THE ESPIONAGE LAWS, TITLE 18, U.S.C., SECTIONS 793 and 794. THE TRANSMISSION OR THE REVELATION OF ITS CONTENTS IN ANY MANNER TO AN UNAUTHORIZED PERSON IS PROHIBITED BY LAW.**

SECURITY INFORMATION

CONFIDENTIAL

Copy 70

RM A53102

NACA RM A53102

AD INO 20 2476

ASTIA FILE COPY



# RESEARCH MEMORANDUM

PRELIMINARY RESULTS OF AN INVESTIGATION OF THE EFFECTS OF SPINNER SHAPE ON THE CHARACTERISTICS OF AN NACA D-TYPE COWL BEHIND A THREE-BLADE PROPELLER, INCLUDING THE CHARACTERISTICS OF THE PROPELLER AT NEGATIVE THRUST

By Robert M. Reynolds

Ames Aeronautical Laboratory  
Moffett Field, Calif.

CLASSIFIED DOCUMENT

This material contains information affecting the National Defense of the United States within the meaning of the espionage laws, Title 18, U.S.C., Secs. 793 and 794, the transmission or revelation of which in any manner to an unauthorized person is prohibited by law.

## NATIONAL ADVISORY COMMITTEE FOR AERONAUTICS

WASHINGTON

November 12, 1953

CONFIDENTIAL

## NATIONAL ADVISORY COMMITTEE FOR AERONAUTICS

RESEARCH MEMORANDUMPRELIMINARY RESULTS OF AN INVESTIGATION OF THE EFFECTS  
OF SPINNER SHAPE ON THE CHARACTERISTICS OF AN  
NACA D-TYPE COWL BEHIND A THREE-BLADE  
PROPELLER, INCLUDING THE CHARACTER-  
ISTICS OF THE PROPELLER AT  
NEGATIVE THRUST

By Robert M. Reynolds

## SUMMARY

An investigation has been conducted to determine the effects of spinner shape on the pressure-recovery characteristics of an NACA 1-series D-type cowl operating behind a three-blade single-rotation propeller. Two spinner shapes were considered, an NACA 1-series spinner and a modified spinner, more nearly conical than the 1 series. The aerodynamic characteristics of the propeller operating ahead of the cowling and also operating on the isolated 1-series spinner were also determined. The negative thrust characteristics of the propeller-spinner combination were measured at low speeds for blade angles from  $25^{\circ}$  to  $-20^{\circ}$ .

Some of the results of this investigation are being made available in preliminary form in this report in order to expedite their release.

## INTRODUCTION

At the present time there are several new turboprop-powered airplanes in an advanced stage of development. These airplane designs have the common problem of providing efficient air induction for the turbine engine.

It is the purpose of the present report to summarize the results of tests made to compare the ram-recovery characteristics of a D-type cowl behind a fairly thick three-blade propeller in combination with an NACA 1-series and a modified-conical spinner. Also, in summary, the maximum efficiency of the propeller operating ahead of the cowling is compared with the maximum efficiency of the propeller operating on the isolated 1-series spinner. The low-speed characteristics of the propeller

CONFIDENTIAL

operating under negative thrust on the isolated l-series spinner are included.

The present results are offered without discussion in order to permit their release ahead of the more detailed results of the investigation.

#### SYMBOLS

a	speed of sound, ft/sec
b	blade width, ft
$c_{l_d}$	blade section design lift coefficient
$C_p$	power coefficient, $\frac{P}{\rho n^3 D^5}$
$C_T$	thrust coefficient, $\frac{T}{\rho n^2 D^4}$
D	propeller diameter, ft
$\frac{b}{D}$	blade width ratio
H	total pressure, lb/ft <sup>2</sup>
$\frac{H_1 - P_0}{H_0 - P_0}$	ram-recovery ratio
h	maximum thickness of blade section, ft
$\frac{h}{b}$	blade thickness ratio
J	propeller advance ratio, $\frac{V_0}{nD}$
$M_d$	datum Mach number, $\frac{V}{a}$
n	propeller rotational speed, rps
P	power, ft-lb/sec

p	static pressure, lb/ft <sup>2</sup>
R	propeller tip radius, ft
r	blade-section radius, ft
T	thrust, lb
T <sub>c</sub>	thrust coefficient, $\frac{T}{\rho V^2 D^2}$
V	datum velocity (wind-tunnel air-stream velocity corrected for solid blockage of cowling but uncorrected for wind-tunnel-wall constraint on the propeller slipstream), ft/sec
V <sub>0</sub>	equivalent free-air velocity (datum velocity corrected for wind-tunnel-wall constraint on the propeller slipstream), ft/sec
$\frac{V_1}{V}$	inlet-velocity ratio
β	propeller blade angle at 0.75R, deg
β <sub>d</sub>	design propeller section blade angle, deg
η	efficiency, $\frac{TV_0}{P}$ or $\frac{C_T}{C_P} J$
ρ	mass density of air, slugs/ft <sup>3</sup>

## Subscripts

o	free stream
i	location of rake in cowling inlet
a	apparent (applied to values of thrust, power, and efficiency measured for the propeller operating in the presence of the cowling)
max	maximum

## MODEL AND METHODS

The model of the cowl and propeller was mounted on the 1000-horsepower propeller dynamometer (described in ref. 1) in the test section of the Ames 12-foot pressure wind tunnel as shown in figure 1. Figure 2 is a sketch of the general model arrangement showing the principal model dimensions. The inlet area of the model was scaled (approximately 1/4 size) to match the air requirements of the Pratt-Whitney T-34 engine. Coordinates for the cowling and spinners are given in table I. The three-blade propeller used for this investigation has the designation NACA 3.638-(675)(057)-0572. Blade-form curves for the propeller are presented in figure 3. The platforms between the propeller blades and the spinners were fixed to the spinners at a local blade angle of  $83^\circ$  and had the dimensions and coordinates given in figure 2 and table I, respectively.

The instrumentation of the cowl and the methods used in obtaining ram-recovery ratio and inlet-velocity ratio were the same as described in reference 2, except that for this investigation the total- and static-pressure rakes were made up of six tubes each in place of the eight-tube rakes employed in the tests of reference 2. The methods used in determining the thrust, power, and efficiency of the propeller when operating on an isolated spinner and when operating ahead of a cowling were the same as described in references 1 and 3, respectively. For the propeller operating under negative thrust at the larger negative blade angles, the minimum advance ratio was limited to the corresponding value of  $T_c$  at which the theoretical effects of the tunnel walls could be confirmed from measurements of wall pressures.

## TESTS AND RESULTS

Summary curves showing the ram-recovery ratio as a function of inlet-velocity ratio for the cowl with the two different spinner shapes are presented in figure 4 for Mach numbers from 0.2 to 0.8 with the propeller removed. Similar data are presented in figure 5 for the propeller operating at various combinations of Mach number, blade angle, and advance ratio.

The maximum apparent efficiency of the propeller operating ahead of the D-type cowl is shown as a function of Mach number and blade angle in figure 6. These data are all for an inlet-velocity ratio of approximately 0.5. The maximum efficiency of the propeller with the 1-series spinner with the cowl removed is also shown in this figure. Note that at the higher Mach numbers (0.70 and 0.80) the propeller blade angle is so large that the inner portions of the blade are at local angles greater

than  $90^\circ$ . Stress limitations of the model propeller prevented testing at a higher rotational speed and, thus, the propeller characteristics at lower blade angles could not be measured at these Mach numbers.

The aerodynamic characteristics of the propeller operating under conditions of negative thrust at a forward Mach number of 0.15 are shown in figure 7 as a function of advance ratio and in figure 8 as a function of propeller blade angle.

All data presented herein were obtained at a Reynolds number of 1.0 million per foot, based on the datum velocity.

Ames Aeronautical Laboratory  
National Advisory Committee for Aeronautics  
Moffett Field, Calif., Oct. 2, 1953

#### REFERENCES

1. Reynolds, Robert M., Buell, Donald A., and Walker, John H.: Investigation of an NACA 4-(5)(05)-041 Four-Blade Propeller With Several Spinners at Mach Numbers Up to 0.90. NACA RM A52I19a, 1952.
2. Sammonds, Robert I., and Molk, Ashley J.: Effects of Propeller-Spinner Juncture on the Pressure Recovery Characteristics of an NACA 1-Series D-Type Cowl in Combination With a Four-Blade Single-Rotation Propeller at Mach Numbers Up to 0.83 and at an Angle of Attack of  $0^\circ$ . NACA RM A52D01a, 1952.
3. Reynolds, Robert M., Sammonds, Robert I., and Kenyon, George C.: An Investigation of a Four-Blade Single-Rotation Propeller in Combination With an NACA 1-Series D-Type Cowling at Mach Numbers Up to 0.83. NACA RM A53B06, 1953.

TABLE I.- COWLING-SPINNER COORDINATES  
 [Coordinates in inches]

Distance from leading edge of cowl, $x_c$	NACA 1-62.8-070 cowl, radius, $r_c$	Distance from leading edge of cowl, $x_i$	NACA 1-series inner lip, radius, $r_i$	Distance from leading edge of 1-series spinner, $x_s$	NACA 1-50-74.6 spinner, radius, $r_s$	Distance from leading edge of modified-conical spinner, $x_g$	Modified-conical spinner, radius, $r_g$	Distance from leading edge of platform juncture, $x_p$	Platform juncture ordinate, $y_p$
0	4.460	0	4.460	0	0	0	0	0	0
.020	4.581	.008	4.439	.063	.284	.065	.227	.125	.343
.039	4.628	.017	4.429	.105	.363	.121	.329	.249	.470
.059	4.666	.034	4.415	.157	.445	.181	.401	.498	.650
.078	4.697	.050	4.403	.209	.516	.241	.471	.996	.873
.098	4.723	.067	4.394	.261	.580	.303	.530	1.494	.985
.196	4.834	.084	4.386	.314	.641	.362	.594	1.992	1.019
.490	5.078	.101	4.378	.419	.751	.483	.700	2.490	.946
.980	5.377	.118	4.372	.627	.945	.725	.889	2.989	.803
1.372	5.569	.134	4.366	.837	1.114	.966	1.047	3.487	.628
1.764	5.727	.168	4.355	1.255	1.403	1.450	1.325	3.985	.435
2.156	5.866	.202	4.346	1.777	1.693	1.933	1.549	4.483	.240
2.548	5.993	.244	4.337	2.195	1.891	2.416	1.743	4.981	0
2.940	6.108	.277	4.331	3.136	2.271	3.382	2.062	---	---
3.332	6.215	.311	4.326	3.972	2.553	4.349	2.340	---	---
3.724	6.313	.344	4.323	4.913	2.817	5.307	2.597	---	---
4.116	6.403	.378	4.320	5.854	3.035	6.277	2.819	---	---
4.508	6.485	.420	4.320	6.690	3.192	7.248	3.008	---	---
4.900	6.560	---	---	7.526	3.316	8.197	3.173	---	---
5.684	6.694	---	---	8.572	3.425	9.167	3.307	---	---
6.468	6.802	---	---	9.408	3.478	10.139	3.426	---	---
7.252	6.885	---	---	9.826	3.494	10.613	3.476	---	---
8.036	6.946	---	---	10.244	3.499	10.814	3.499	---	---
8.820	6.985	---	---	10.453	3.499	---	---	---	---
9.800	7.000	---	---	---	---	---	---	---	---

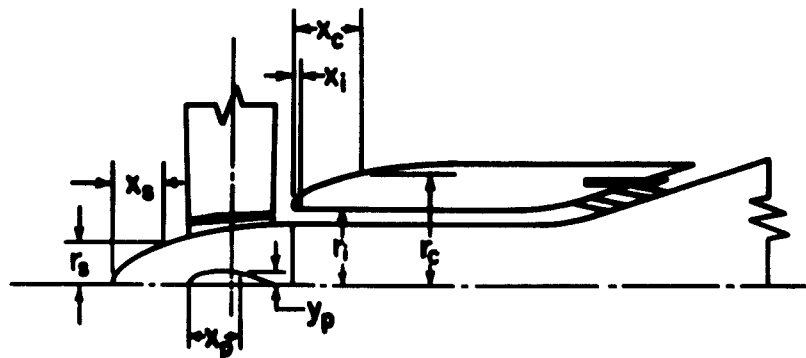





Figure 1.- The model mounted on the 1000-horsepower propeller dynamometer in the 12-foot pressure wind tunnel.

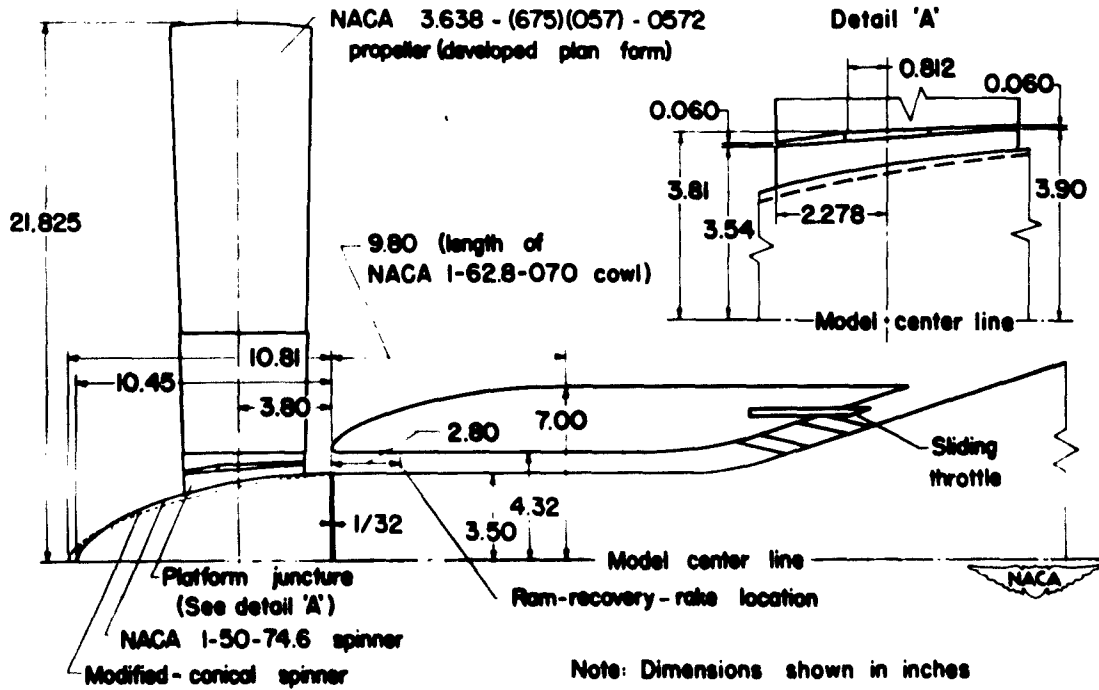


Figure 2.- Model arrangement.

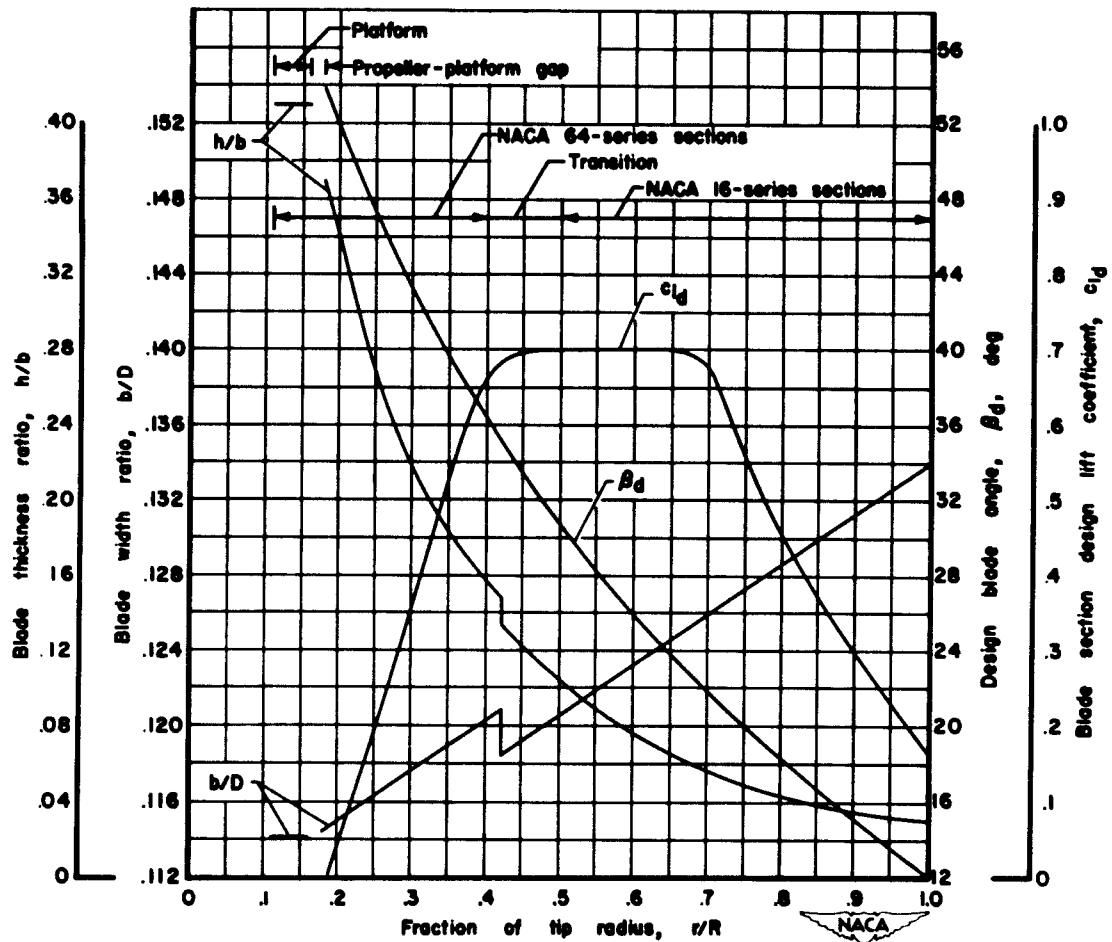


Figure 3.- Plan-form and blade-form curves for the model propeller having the designation NACA 3.638-(675)(057)-0572.

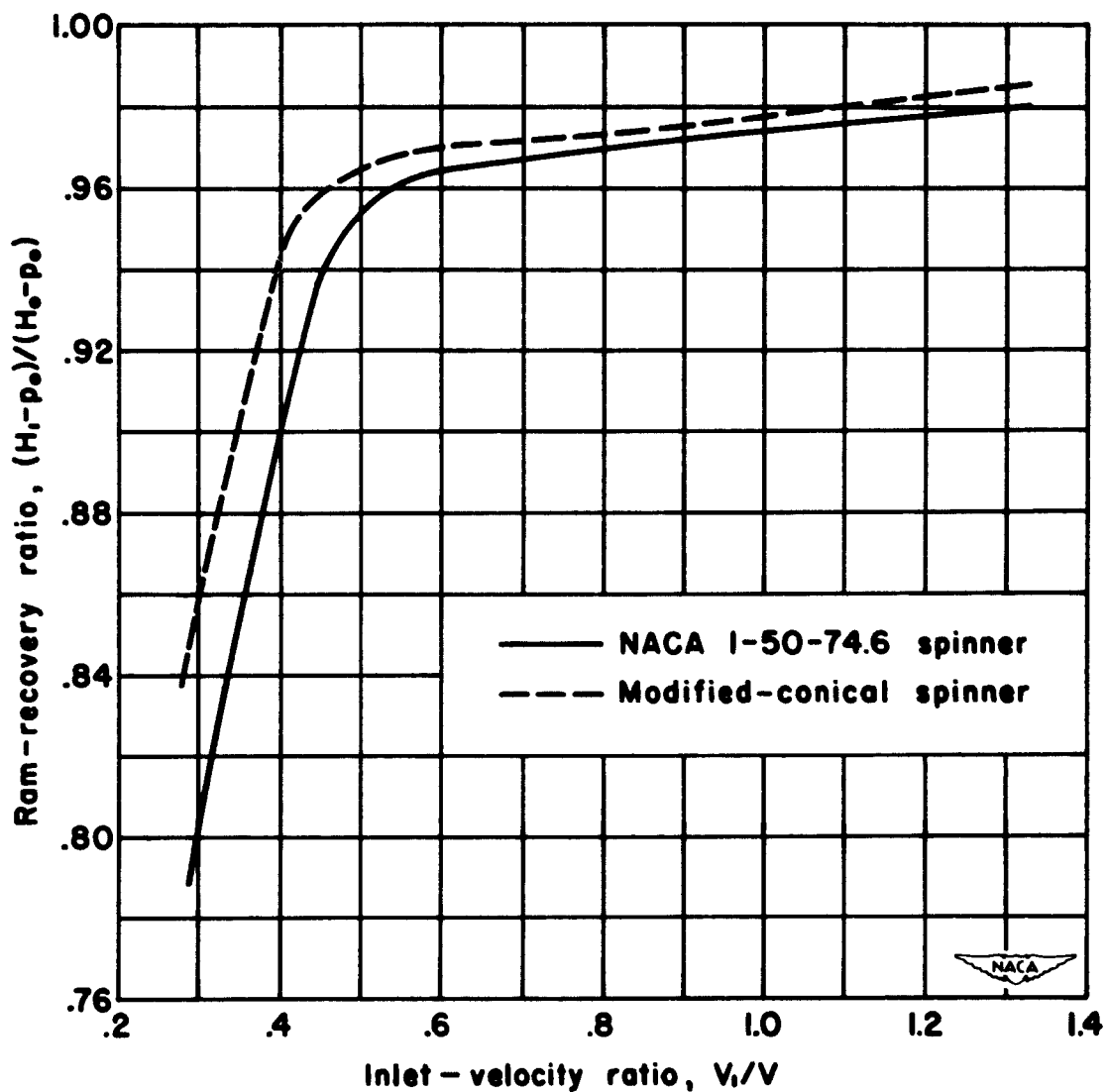


Figure 4.- The effect of inlet-velocity ratio on the average ram-recovery ratio for the cowl with 1-series and modified-conical spinners, propeller removed. Mach numbers from 0.20 to 0.80.

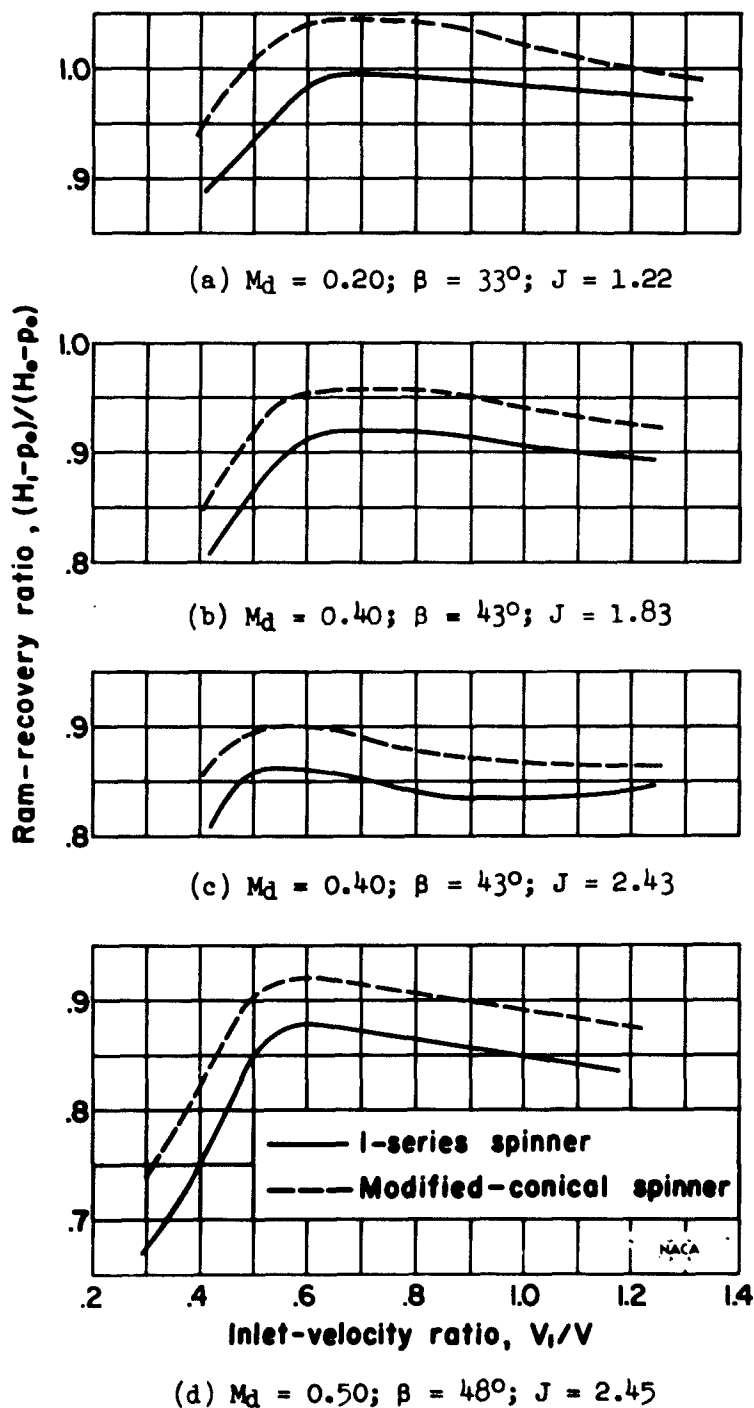


Figure 5.- The effect of inlet-velocity ratio on the average ram-recovery ratio for the cowl with l-series and modified-conical spinners, propeller operating.

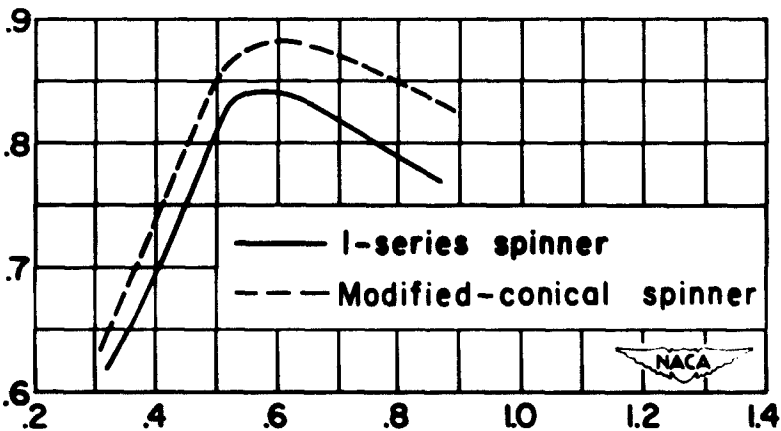


(e)  $M_d = 0.60$ ;  $\beta = 53^\circ$ ;  $J = 2.82$

Ram-recovery ratio,  $(H_1 - p_0)/(H_0 - p_0)$



(f)  $M_d = 0.70$ ;  $\beta = 58.5^\circ$ ;  $J = 3.40$



(g)  $M_d = 0.80$ ;  $\beta = 58.5^\circ$ ;  $J = 3.30$

Figure 5.- Concluded.

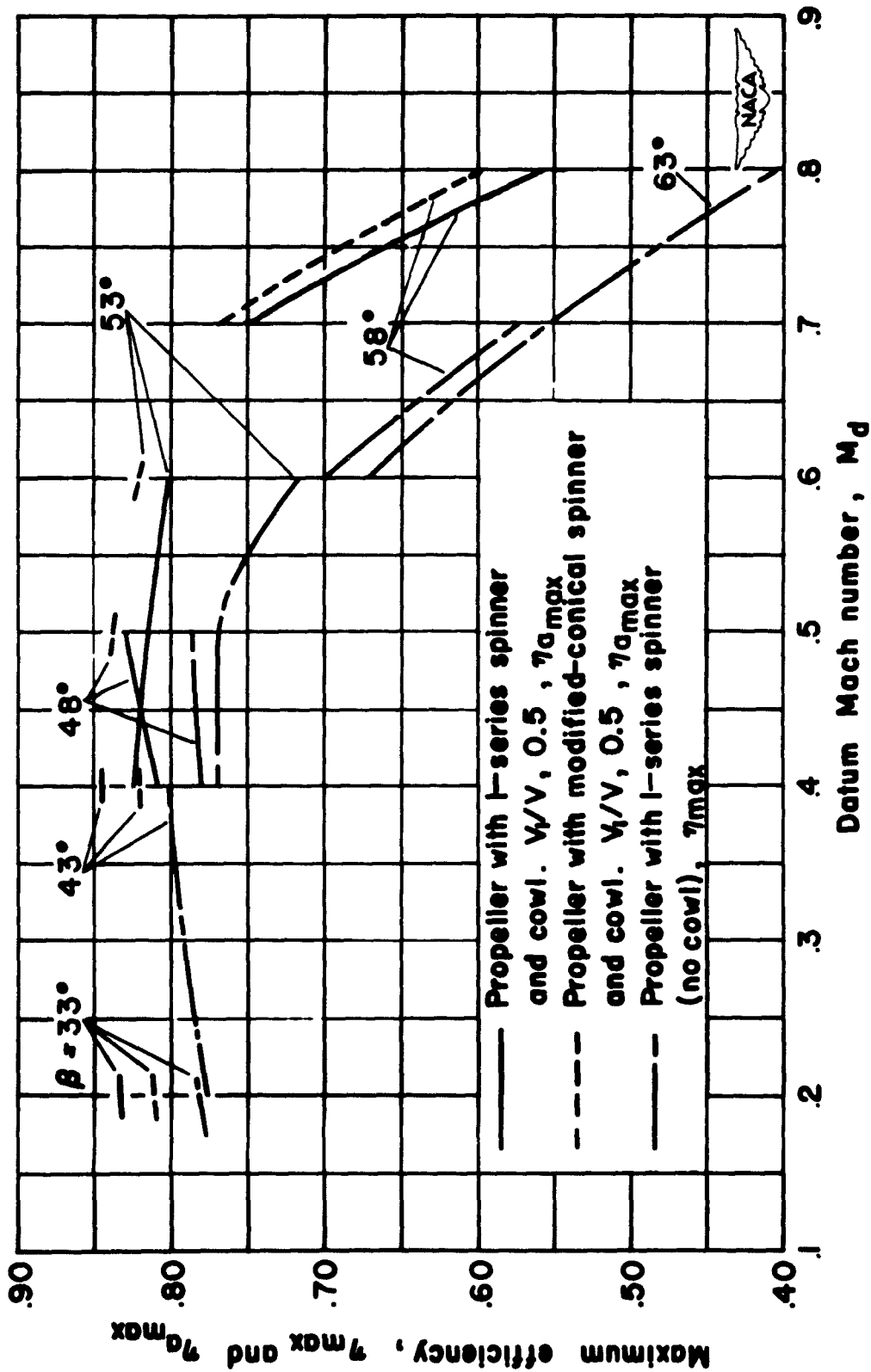
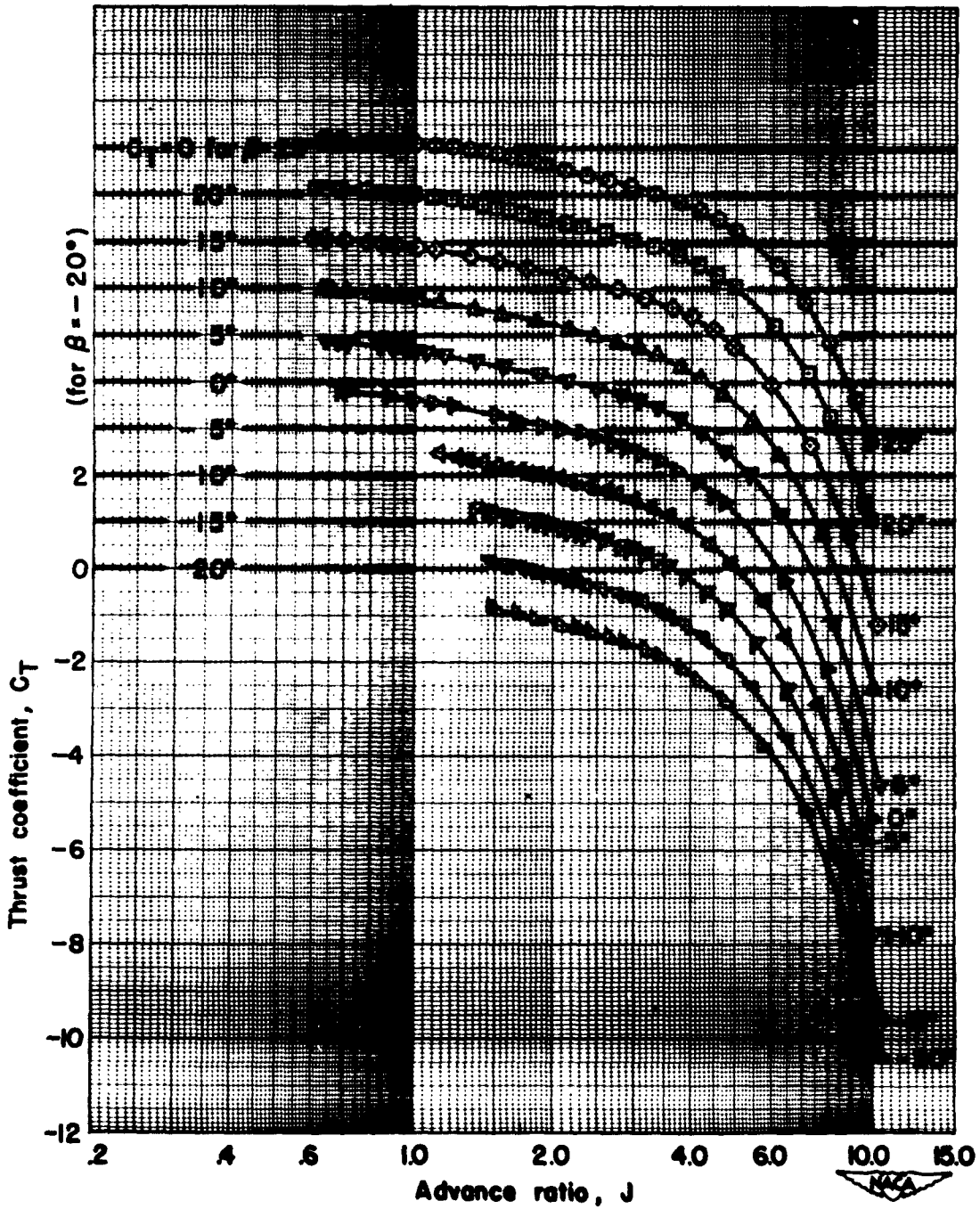
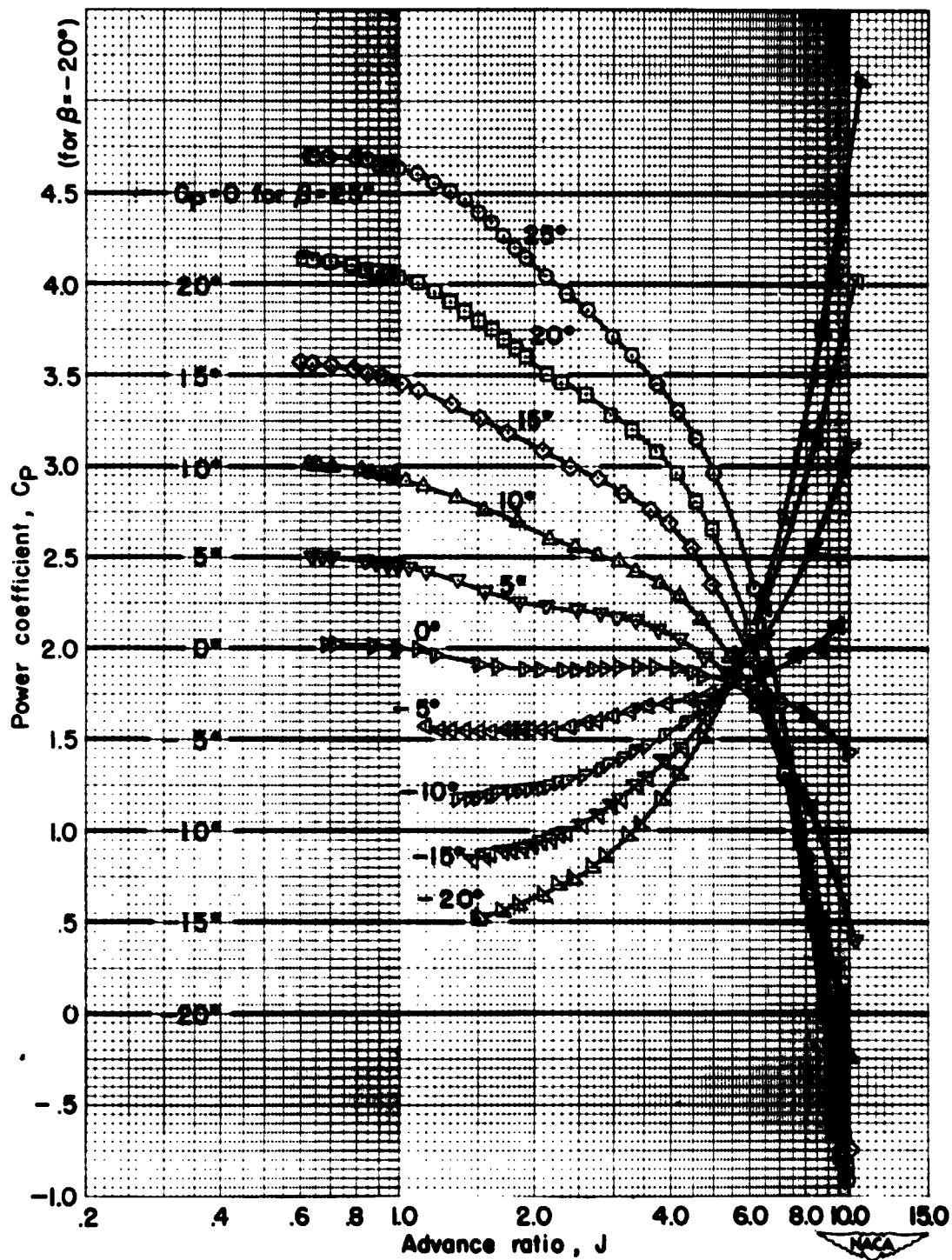


Figure 6.- The effect of Mach number on the maximum efficiency of the propeller.



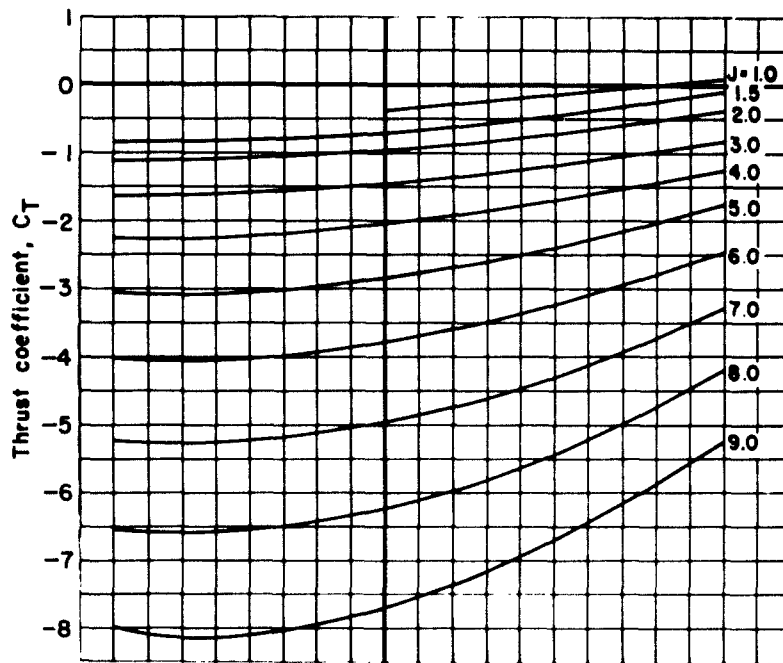
(a)  $C_T$  vs.  $J$

Figure 7.- Characteristics of the propeller in negative thrust;  $M_d = 0.15$ .

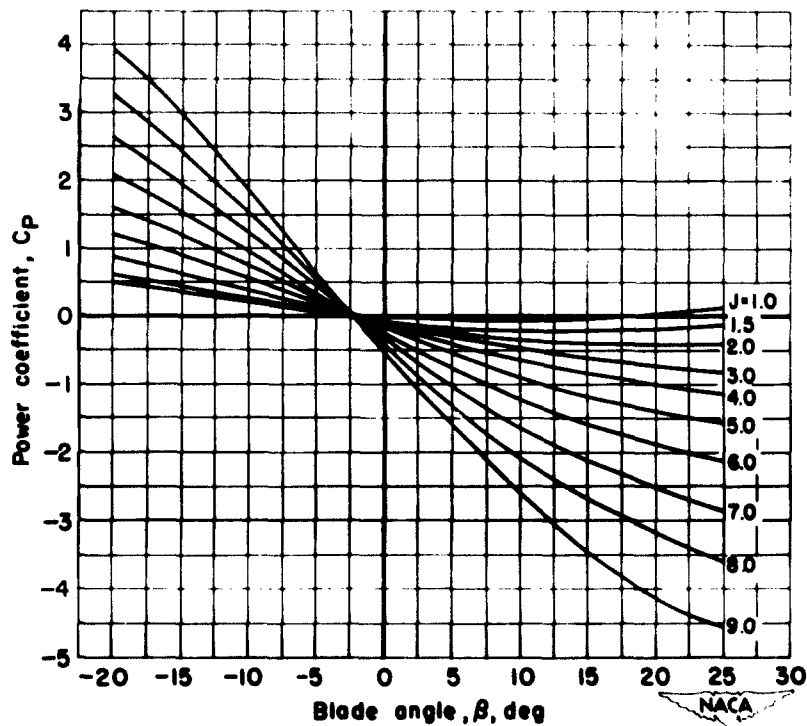


(b)  $C_p$  vs.  $J$

Figure 7.- Concluded.



(a)  $C_T$  vs.  $\beta$



(b)  $C_p$  vs.  $\beta$

Figure 8.- The effect of blade angle on the characteristics of the propeller in negative thrust;  $M_d = 0.15$

**NACA RM A53J02**

National Advisory Committee for Aeronautics.  
**PRELIMINARY RESULTS OF AN INVESTIGATION OF THE EFFECTS OF SPINNER SHAPE ON THE CHARACTERISTICS OF AN NACA D-TYPE COWL BEHIND A THREE-BLADE PROPELLER, INCLUDING THE CHARACTERISTICS OF THE PROPELLER AT NEGATIVE THRUST.** Robert N. Reynolds. November 1953. 15p. diagrs., photo. tab. (NACA RM A53J02) **CONFIDENTIAL**

Preliminary results of measurements of the ram-recovery ratio at the inlet of an NACA D-type cowl behind an operating propeller in combination with a 1-series and a modified-conical spinner. maximum efficiency of the propeller with the 1-series spinner and the spinner-cowling combinations, and the negative thrust characteristics of the propeller at low speeds are summarized. Tests were conducted at Mach numbers from 0.2 to 0.8, for propeller blade angles from 33° to 63°, and for various inlet-velocity and advance ratios. Negative-thrust char-

Copies obtainable from NACA, Washington (over)

**CONFIDENTIAL**

**SECURITY INFORMATION**

1. Air Inlets - Propeller-Spinner-Cowl (1. 4. 1. 1. 1)
  2. Mach Number Effects - Propellers (1. 5. 2. 5)
  3. Interference of Bodies - Propellers (1. 5. 2. 8)
  4. Propeller-Spinner-Cowl Combinations (1. 5. 7)
- I. Reynolds, Robert M.  
II. NACA RM A53J02



**CONFIDENTIAL**

**NACA RM A53J02**

National Advisory Committee for Aeronautics.  
**PRELIMINARY RESULTS OF AN INVESTIGATION OF THE EFFECTS OF SPINNER SHAPE ON THE CHARACTERISTICS OF AN NACA D-TYPE COWL BEHIND A THREE-BLADE PROPELLER, INCLUDING THE CHARACTERISTICS OF THE PROPELLER AT NEGATIVE THRUST.** Robert N. Reynolds. November 1953. 15p. diagrs., photo. tab. (NACA RM A53J02) **CONFIDENTIAL**

Preliminary results of measurements of the ram-recovery ratio at the inlet of an NACA D-type cowl behind an operating propeller in combination with a 1-series and a modified-conical spinner. maximum efficiency of the propeller with the 1-series spinner and the spinner-cowling combinations, and the negative thrust characteristics of the propeller at low speeds are summarized. Tests were conducted at Mach numbers from 0.2 to 0.8, for propeller blade angles from 33° to 63°, and for various inlet-velocity and advance ratios. Negative-thrust char-

Copies obtainable from NACA, Washington (over)

**CONFIDENTIAL**

**SECURITY INFORMATION**

1. Air Inlets - Propeller-Spinner-Cowl (1. 4. 1. 1. 1)
  2. Mach Number Effects - Propellers (1. 5. 2. 5)
  3. Interference of Bodies - Propellers (1. 5. 2. 8)
  4. Propeller-Spinner-Cowl Combinations (1. 5. 7)
- I. Reynolds, Robert M.  
II. NACA RM A53J02



**CONFIDENTIAL**

**NACA RM A53J02**

National Advisory Committee for Aeronautics.  
**PRELIMINARY RESULTS OF AN INVESTIGATION OF THE EFFECTS OF SPINNER SHAPE ON THE CHARACTERISTICS OF AN NACA D-TYPE COWL BEHIND A THREE-BLADE PROPELLER, INCLUDING THE CHARACTERISTICS OF THE PROPELLER AT NEGATIVE THRUST.** Robert N. Reynolds, November 1953. 15p. diagra., photo.  
tab. (NACA RM A53J02) **CONFIDENTIAL**

Preliminary results of measurements of the ram-recovery ratio at the inlet of an NACA D-type cowl behind an operating propeller in combination with a 1-series and a modified-conical spinner, maximum efficiency of the propeller with the 1-series spinner and the spinner-cowling combinations, and the negative thrust characteristics of the propeller at low speeds are summarized. Tests were conducted at Mach numbers from 0.2 to 0.8, for propeller blade angles from 33° to 63°, and for various inlet-velocity and advance ratios. Negative-thrust characteristics obtainable from NACA, Washington (over)

**CONFIDENTIAL**

**SECURITY INFORMATION**

1. Air Inlets - Propeller-Spinner-Cowl (1. 4. 1. 1. 1)
  2. Mach Number Effects - Propellers (1. 5. 2. 5)
  3. Interference of Bodies - Propellers (1. 5. 2. 8)
  4. Propeller-Spinner-Cowl Combinations (1. 5. 7)
- I. Reynolds, Robert M.  
II. NACA RM A53J02



**CONFIDENTIAL**

**NACA RM A53J02**

National Advisory Committee for Aeronautics.  
**PRELIMINARY RESULTS OF AN INVESTIGATION OF THE EFFECTS OF SPINNER SHAPE ON THE CHARACTERISTICS OF AN NACA D-TYPE COWL BEHIND A THREE-BLADE PROPELLER, INCLUDING THE CHARACTERISTICS OF THE PROPELLER AT NEGATIVE THRUST.** Robert N. Reynolds, November 1953. 15p. diagra., photo.  
tab. (NACA RM A53J02) **CONFIDENTIAL**

Preliminary results of measurements of the ram-recovery ratio at the inlet of an NACA D-type cowl behind an operating propeller in combination with a 1-series and a modified-conical spinner, maximum efficiency of the propeller with the 1-series spinner and the spinner-cowling combinations, and the negative thrust characteristics of the propeller at low speeds are summarized. Tests were conducted at Mach numbers from 0.2 to 0.8, for propeller blade angles from 33° to 63°, and for various inlet-velocity and advance ratios. Negative-thrust characteristics obtainable from NACA, Washington (over)

**CONFIDENTIAL**

**SECURITY INFORMATION**

1. Air Inlets - Propeller-Spinner-Cowl (1. 4. 1. 1. 1)
  2. Mach Number Effects - Propellers (1. 5. 2. 5)
  3. Interference of Bodies - Propellers (1. 5. 2. 8)
  4. Propeller-Spinner-Cowl Combinations (1. 5. 7)
- I. Reynolds, Robert M.  
II. NACA RM A53J02



**CONFIDENTIAL**

**NACA RM A53J02**

National Advisory Committee for Aeronautics.  
**PRELIMINARY RESULTS OF AN INVESTIGATION OF THE EFFECTS OF SPINNER SHAPE ON THE CHARACTERISTICS OF AN NACA D-TYPE COWL BEHIND A THREE-BLADE PROPELLER, INCLUDING THE CHARACTERISTICS OF THE PROPELLER AT NEGATIVE THRUST.** Robert N. Reynolds, November 1953. 15p. diagra., photo.  
tab. (NACA RM A53J02) **CONFIDENTIAL**

Preliminary results of measurements of the ram-recovery ratio at the inlet of an NACA D-type cowl behind an operating propeller in combination with a 1-series and a modified-conical spinner, maximum efficiency of the propeller with the 1-series spinner and the spinner-cowling combinations, and the negative thrust characteristics of the propeller at low speeds are summarized. Tests were conducted at Mach numbers from 0.2 to 0.8, for propeller blade angles from 33° to 63°, and for various inlet-velocity and advance ratios. Negative-thrust characteristics obtainable from NACA, Washington (over)

**CONFIDENTIAL**

**SECURITY INFORMATION**

1. Air Inlets - Propeller-Spinner-Cowl (1. 4. 1. 1. 1)
  2. Mach Number Effects - Propellers (1. 5. 2. 5)
  3. Interference of Bodies - Propellers (1. 5. 2. 8)
  4. Propeller-Spinner-Cowl Combinations (1. 5. 7)
- I. Reynolds, Robert M.  
II. NACA RM A53J02



**CONFIDENTIAL**

**NACA RM A53J02**

National Advisory Committee for Aeronautics.  
**PRELIMINARY RESULTS OF AN INVESTIGATION OF THE EFFECTS OF SPINNER SHAPE ON THE CHARACTERISTICS OF AN NACA D-TYPE COWL BEHIND A THREE-BLADE PROPELLER, INCLUDING THE CHARACTERISTICS OF THE PROPELLER AT NEGATIVE THRUST.** Robert N. Reynolds, November 1953. 15p. diagra., photo.  
tab. (NACA RM A53J02) **CONFIDENTIAL**

Preliminary results of measurements of the ram-recovery ratio at the inlet of an NACA D-type cowl behind an operating propeller in combination with a 1-series and a modified-conical spinner, maximum efficiency of the propeller with the 1-series spinner and the spinner-cowling combinations, and the negative thrust characteristics of the propeller at low speeds are summarized. Tests were conducted at Mach numbers from 0.2 to 0.8, for propeller blade angles from 33° to 63°, and for various inlet-velocity and advance ratios. Negative-thrust characteristics obtainable from NACA, Washington (over)

**CONFIDENTIAL**

**SECURITY INFORMATION**

1. Air Inlets - Propeller-Spinner-Cowl (1. 4. 1. 1. 1)
  2. Mach Number Effects - Propellers (1. 5. 2. 5)
  3. Interference of Bodies - Propellers (1. 5. 2. 8)
  4. Propeller-Spinner-Cowl Combinations (1. 5. 7)
- I. Reynolds, Robert M.  
II. NACA RM A53J02



**CONFIDENTIAL**