

UNCLASSIFIED

AD NUMBER

AD029093

CLASSIFICATION CHANGES

TO: unclassified

FROM: restricted

LIMITATION CHANGES

TO:  
Approved for public release, distribution unlimited

FROM:  
Distribution authorized to U.S. Gov't. agencies and their contractors; Foreign Government Information; JAN 1954. Other requests shall be referred to British Embassy, 3100 Massachusetts Avenue, NW, Washington, DC 20008.

AUTHORITY

DSTL, AVIA 6/20159, 23 Jul 2008; DSTL, AVIA 6/20159, 23 Jul 2008

THIS PAGE IS UNCLASSIFIED

# Armed Services Technical Information Age

# AD

# 29093

NOTICE: WHEN GOVERNMENT OR OTHER DRAWINGS, SPECIFICATIONS OR OTHER DATA ARE USED FOR ANY PURPOSE OTHER THAN IN CONNECTION WITH A DEFINITELY RELATED GOVERNMENT PROCUREMENT OPERATION, THE U. S. GOVERNMENT THEREBY INCURS NO RESPONSIBILITY, NOR ANY OBLIGATION WHATSOEVER; AND THE FACT THAT THE GOVERNMENT MAY HAVE FORMULATED, FURNISHED, OR IN ANY WAY SUPPLIED THE SAID DRAWINGS, SPECIFICATIONS, OR OTHER DATA IS NOT TO BE REGARDED BY IMPLICATION OR OTHERWISE AS IN ANY MANNER LICENSING THE HOLDER OR ANY OTHER PERSON OR CORPORATION, OR CONVEYING ANY RIGHTS OR PERMISSION TO MANUFACTURE OR USE OR SELL ANY PATENTED INVENTION THAT MAY IN ANY WAY BE RELATED THEREWITH.

Reproduced by  
DOCUMENT SERVICE CENTER  
KNOTT BUILDING, DAYTON, 2, OHIO

# CONFIDENTIAL

---

**NOTICE: THIS DOCUMENT CONTAINS INFORMATION AFFECTING THE NATIONAL DEFENSE OF THE UNITED STATES WITHIN THE SCOPE OF THE ESPIONAGE LAWS, TITLE 18, U.S.C., SECTIONS 793 AND 794. THE TRANSMISSION OR THE REVELATION OF ITS CONTENT IN ANY MANNER TO AN UNAUTHORIZED PERSON IS PROHIBITED.**

---

AD No. 29093

ASTIA FILE COPY

REPORT  
STRUCTURES 163

REPORT  
STRUCTURES 163

TO BE HANDLED AS  
U.S. CONFIDENTIAL  
(par 1f, A/S Ltr  
48-53, & Dec 53)

CONFIDENTIAL

**ROYAL AIRCRAFT ESTABLISHMENT**  
FARNBOROUGH, HANTS

REPORT No: STRUCTURES 163

*Classification changed  
to Confid*  
Auth: *Ed. Riley 10501*  
*1-21-54 57nd*  
*11-5-54*

**THE TORSIONAL RIGIDITY  
OF SOLID CYLINDERS OF  
DOUBLE-WEDGE SECTION**

by

**E.H.MANSFIELD, M.A.**

1. THIS INFORMATION IS DISCLOSED ONLY FOR OFFICIAL USE BY THE RECIPIENT GOVERNMENT AND SUCH OF ITS CONTRACTORS UNDER SEAL OF SECURITY, AS MAY BE ENGAGED ON A DEFENCE PROJECT. DISCLOSURE TO ANY OTHER GOVERNMENT OR RELEASE TO THE PRESS OR IN ANY OTHER WAY WOULD BE A BREACH OF THESE CONDITIONS.
2. THE INFORMATION SHOULD BE SAFEGUARDED UNDER RULES DESIGNED TO GIVE THE SAME STANDARD OF SECURITY AS THAT MAINTAINED BY HER MAJESTY'S GOVERNMENT IN THE UNITED KINGDOM.
3. THE RECIPIENT IS WARNED THAT INFORMATION CONTAINED IN THIS DOCUMENT MAY BE SUBJECT TO PRIVATELY - OWNED RIGHTS.

MINISTRY OF SUPPLY

THIS DOCUMENT IS THE PROPERTY OF H.M. GOVERNMENT AND ATTENTION IS CALLED TO THE PENALTIES ATTACHING TO ANY INFRINGEMENT OF THE OFFICIAL SECRETS ACT, 1911

It is intended for the use of the recipient only, and for communication to such officers under H.M. as may require to be acquainted with its contents in the course of their duties. The officers exercising this power of communication are responsible that such information is imparted with due discretion and returns. Any person other than the authorized holder, upon obtaining possession of this document, by finding or otherwise, should forward it, together with his name and address, in a sealed envelope to:-

THE SECRETARY, MINISTRY OF SUPPLY, LONDON, W.C.2

Letter postage need not be prepaid, other postage will be refunded. All persons are hereby warned that the unauthorized retention or destruction of this document is an offence against the Official Secrets Act.

~~CONFIDENTIAL~~  
CONFIDENTIAL

**RESTRICTED**

U.D.C. No. 531.259.1 : 621-434 : 539.385

Report No. Structures 163

January, 1954

ROYAL AIRCRAFT ESTABLISHMENT, FARNBOROUGH

The torsional rigidity of solid cylinders  
of double-wedge section

by

E. H. Mansfield, M.A.

---

R.A.E. Ref: Structures C13367/EHM

SUMMARY

The torsional rigidity of solid cylinders of double-wedge section is considered theoretically. Minimum energy methods are used to determine close upper and lower limits to the rigidity. The results are presented in graphical form.

---

**RESTRICTED**

Report No. Structures 163

LIST OF CONTENTS

	<u>Page</u>
1 Introduction	3
2 List of Symbols	3
3 Lower and upper limits for the torsional rigidity	4
4 Discussion of results	5
5 Conclusions	5
References	6
Advance Distribution	6
Detachable Abstract Cards	-

LIST OF APPENDICES

	<u>Appendix</u>
Calculation of lower limit	I
Calculation of upper limit	II

LIST OF ILLUSTRATIONS

	<u>Figure</u>
Figure showing notation	1
The torsional rigidity of solid cylinders of double-wedge-section	2

**RESTRICTED**

Report No. Structures 163

1 Introduction

In this report the torsional rigidity of solid cylinders of double wedge section is considered theoretically. A lower limit for the rigidity has been obtained in a manner similar to that used by Duncan<sup>1</sup>; a parabolic variation of the stress function across the thickness is assumed and the Ritz<sup>2</sup> method is then used in conjunction with a variational technique to determine the rigidity. An upper limit has been obtained from the static analogue of Kelvin's theorem<sup>3</sup>; a linear variation of the warping function across the thickness is assumed and a variational technique then used to determine the rigidity.

2 List of Symbols (See Figure 1)

Structure properties	{	C = torsional rigidity
		G = shear modulus
		t = maximum thickness of section
		c = chord of section
		λ = fraction of chord at which maximum thickness occurs
		m = t/c ratio

Non-dimensional parameters	{	$m_1 = \frac{m}{2\lambda}$
		$m_2 = \frac{m}{2(1-\lambda)}$
		$r_1 = -4 m_1 + \sqrt{10 + 6 m_1^2}$
		$r_2 = -4 m_2 + \sqrt{10 + 6 m_2^2}$
		$p_1 = -m_1 + \sqrt{3 + m_1^2}$
		$p_2 = -m_2 + \sqrt{3 + m_2^2}$
		$\alpha = \frac{\frac{r_1 m_1^2}{1 - m_1^2} + \frac{r_2 m_2^2}{1 - m_2^2} - 5 (m_1 + m_2)}{r_1 + r_2 + 5 (m_1 + m_2)}$
		$\beta = \frac{m_2 (1 + 3 m_1^2)}{(1 - m_1^2)^2} + \frac{m_1 (1 + 3 m_2^2)}{(1 - m_2^2)^2}$

Non-dimensional parameters

$$B_1 = \frac{(m_1 + m_2) \{m_1 - m_2 + p_1 (1 - m_1 m_2)\}}{(p_1 + p_2)(1 - m_1^2)(1 - m_2^2)}$$

$$B_2 = \frac{(m_1 + m_2) \{m_2 - m_1 + p_1 (1 - m_1 m_2)\}}{(p_1 + p_2)(1 - m_1^2)(1 - m_2^2)}$$

3 Lower and upper limits for the torsional rigidity

A lower limit for the rigidity has been found in Appendix I on the assumption that the stress function varies parabolically across the thickness; the rigidity is then determined by the Ritz method and a variational technique. An upper limit for the rigidity has been found in Appendix II on the assumption that the warping function varies linearly across the thickness; the rigidity is then determined from the static analogue of Kelvin's theorem and a variational technique. It follows that the torsional rigidity satisfies the inequality:-

$$C_{\text{lower}} < C < C_{\text{upper}} \quad (1)$$

where

$$C_{\text{lower}} = \frac{Gct^3}{12} \left[ \left( \frac{\lambda}{1 - m_1^2} \right) \left\{ 1 + \frac{\alpha - (1 + \alpha) m_1^2}{1 + \frac{r_1}{8 m_1}} \right\} + \left( \frac{1 - \lambda}{1 - m_2^2} \right) \left\{ 1 + \frac{\alpha - (1 + \alpha) m_2^2}{1 + \frac{r_2}{8 m_2}} \right\} \right] \quad (2)$$

and

$$C_{\text{upper}} = \frac{Gct^3}{12} \left( \frac{1}{m_1 + m_2} \right) \left[ \beta + 4 m_1 m_2 (p_1 B_1^2 + p_2 B_2^2) - 8 m_1 m_2 \left( \frac{B_1}{1 - m_1^2} + \frac{B_2}{1 - m_2^2} \right) \right] \quad (3)$$

These limits have been plotted in Figure 2 for various values of  $\lambda$  up to  $t/c = 0.3$ . It will be seen that over the range considered the limits are close; the maximum error that can arise by taking the mean of the two limits is less than 1.6%.

Equations (2) and (3) may be simplified for the special cases in which the section becomes a diamond or a triangle.

3.1 Special case: diamond section ( $\lambda = 0.5$ )

For a diamond section equations (2) and (3) reduce to

$$C_{\text{lower}} = \frac{Gct^3}{12} \left[ \frac{2 - 9 m^2 (1 + m^2) + 4 m^3 \sqrt{10 + 6 m^2}}{(2 + m^2)(1 - m^2)^2} \right] \quad (4)$$

and

$$C_{\text{upper}} = \frac{Gct^3}{12} \left[ \frac{1 - 5m^2 - 4m^4 + 4m^3 \sqrt{3+m^2}}{(1-m^2)^2} \right] \quad (5)$$

### 3.2 Special case: triangular section ( $\lambda = 0$ or 1)

For a triangular section equations (2) and (3) reduce to

$$C_{\text{lower}} = \frac{Gct^3}{12} \left[ \frac{4 \{20 + 11m^2 - 4m \sqrt{40 + 6m^2}\}}{5(4-m^2)^2} \right] \quad (6)$$

and

$$C_{\text{upper}} = \frac{Gct^3}{12} \left[ \frac{4 \{12 + 5m^2 - 4m \sqrt{12 + m^2}\}}{3(4-m^2)^2} \right] \quad (7)$$

## 4 Discussion of Results

It will be seen from Figure 2 that when the maximum thickness is near the mid-chord (i.e.  $\lambda = 0.5$ ) the torsional rigidity is practically independent of  $\lambda$ , which is to be expected from considerations of symmetry. For a cylinder for which  $t/c < 0.05$  and  $0.2 < \lambda < 0.8$  the torsional rigidity is approximately  $Gct^3/12$  which, for materials in which  $\nu = \frac{1}{4}$ , is 1.5 times the flexural rigidity.

For a given  $t/c$  ratio the lower and upper limits are closest when the section is a diamond and are furthest apart when the section is a triangle. If  $t/c = 1$  and  $\lambda = 0.5$  (corresponding to the limiting case of a square) the lower and upper limits are each in error by 3.6%, and if  $t/c = 2/\sqrt{3}$  and  $\lambda = 0$  (corresponding to the limiting case of an equilateral triangle) the lower limit is correct and the upper limit in error by 12.6%.

## 5 Conclusions

The torsional rigidity of solid cylinders of double-wedge section has been considered theoretically. Minimum energy methods have been used to determine close upper and lower limits to the rigidity. The variation of the torsional rigidity with the  $t/c$  ratio and with the position at which the maximum thickness occurs has been investigated and the results presented in graphical form.

REFERENCES

<u>No.</u>	<u>Author</u>	<u>Title, etc.</u>
1	W.J. Duncan	Phil. Mag. Vol.16, 1933.
2	W. Ritz	Jour. Reine Angew. Math. Vol.135, 1908.
3	D. Williams	The use of the principle of minimum potential energy in problems of static equilibrium R & M 1827. January 1938.
4	S. Timoshenko	Theory of Elasticity, 1934.

Attached:

Appendices I and II  
Figs. 1,2 Drgs. Nos. SME 75387/R,75388/R  
Detachable Abstract Cards

Advance Distribution:

CS(A)  
PDSR(A)  
DARD  
DMARD(RAF)  
DMARD(RN)  
ADR Structures  
ADSR Records  
TPA3/TIB

Action Copy

170

Director RAE  
DDRAE(A)  
Aero Dept  
RAE Library  
NAE "

Additional Symbols used only in Appendices (See Figure 1)

$Ox, Oy$	}	Cartesian co-ordinates
$O_1x_1, O_1y_1$		
$O_2x_2, O_2y_2$		
$\bar{x}, \bar{y}$	=	co-ordinates of centre of twist
$\phi$	=	torsion stress function
$w$	=	warping stress function
$c_1$	=	$\lambda c$
$c_2$	=	$(1-\lambda)c$
$K, H$	=	surface integrals
$f_1, g_1$	=	functions of $x_1$
$f_2, g_2$	=	functions of $x_2$

APPENDIX ICalculation of lower limit

In the Ritz method a form for the stress function  $\phi$  is chosen that vanishes on the boundary of the section and which may contain a number of arbitrary parameters. For unit twist per unit length the closest approximation to the stress function is that for which the surface integral

$$K = \int_A \left[ \left( \frac{\partial \phi}{\partial x} \right)^2 + \left( \frac{\partial \phi}{\partial y} \right)^2 - 4 G \phi \right] dA \quad (8)$$

is a minimum. When  $\phi$  satisfies this condition we have

$$C_{\text{lower}} = 2 \int_A \phi \, dA \quad (9)$$

The Ritz method will now be used in conjunction with a variational technique in a manner similar to that used by Duncan<sup>1</sup>. The double-wedge section and the position of the origin and axes are shown in Figure 1. In considering the region  $O_1BB'$  it is convenient to have the origin at  $O_1$ , and similarly at  $O_2$  for the region  $O_2BB'$ . A parabolic variation of the stress function across the thickness of the section is assumed, so that in the region  $O_1BB'$

$$\phi = (m_1^2 x_1^2 - y_1^2) G f_1 \quad (10)$$

and in the region  $O_2BB'$

$$\phi = (m_2^2 x_2^2 - y_2^2) G f_2 \quad (11)$$

In the above equations  $f_1$  and  $f_2$  are functions of  $x_1$  and  $x_2$  and they will be chosen to make the surface integral  $K$  a minimum.

Substituting equations (10) and (11) in equation (8) and integrating with respect to  $y$  across the thickness gives  $K$  as the sum of two integrals of  $x_1, f_1, f_1'$  and  $x_2, f_2, f_2'$ . Variations  $\delta f_1$  in  $f_1$  and  $\delta f_2$  in  $f_2$  will give rise to a variation  $\delta K$ , and for  $K$  to be a minimum  $\delta K$  must vanish, whence

/ K

$$\begin{aligned} \delta K = & \frac{16}{15} m_1^3 \int_0^{c_1} x_1^3 \{ 5 (1-m_1^2) f_1 - 10 m_1^2 x_1 f_1' - 2 m_1^2 x_1^2 f_1'' - 5 \} \delta f_1 dx_1 \\ & + \frac{16}{15} m_2^3 \int_0^{c_2} x_2^3 \{ 5 (1-m_2^2) f_2 - 10 m_2^2 x_2 f_2' - 2 m_2^2 x_2^2 f_2'' - 5 \} \delta f_2 dx_2 \\ & + \frac{t^4}{15} [ \{ 5 m_1 f_1(c_1) + t f_1'(c_1) \} \delta f_1(c_1) + \{ 5 m_2 f_2(c_2) + t f_2'(c_2) \} \delta f_2(c_2) ] \\ & = 0 \quad (12) \end{aligned}$$

The variations  $\delta f_1$  and  $\delta f_2$  are quite arbitrary provided there is continuity at  $BB'$ , i.e.

$$\left. \begin{aligned} f_1(c_1) &= f_2(c_2) \\ \delta f_1(c_1) &= \delta f_2(c_2) \end{aligned} \right\} \quad (13)$$

and the expressions under the integral signs in equation (12) must therefore vanish. Similarly the expression in square brackets in equation (12) must vanish subject to condition (13). The solution of these equations is:-

$$\left. \begin{aligned} f_1 &= \frac{1}{1-m_1^2} + \left( \alpha - \frac{m_1^2}{1-m_1^2} \right) \left( \frac{x_1}{c_1} \right)^{r_1/2m_1} \\ f_2 &= \frac{1}{1-m_2^2} + \left( \alpha - \frac{m_2^2}{1-m_2^2} \right) \left( \frac{x_2}{c_2} \right)^{r_2/2m_2} \end{aligned} \right\} \quad (14)$$

Substitution of equation (14) in equations (9), (10) and (11) and integrating gives

$$C_{\text{lower}} = \frac{Gct^3}{12} \left[ \left( \frac{\lambda}{1-m_1^2} \right) \left\{ 1 + \frac{\alpha - (1+\alpha) m_1^2}{1 + \frac{r_1}{8 m_1}} \right\} + \left( \frac{1-\lambda}{1-m_2^2} \right) \left\{ 1 + \frac{\alpha - (1+\alpha) m_2^2}{1 + \frac{r_2}{8 m_2}} \right\} \right] \quad (15)$$

APPENDIX IICalculation of upper limit

The method for obtaining an upper limit is based on the static analogue of Kelvin's theorem:- "The strain energy of a structure corresponding to a given deformation is less than if the freedom had been limited by the introduction of constraints". The given deformation is assumed to be a unit twist per unit length and the internal constraints are those necessary to impose a chosen warping  $w$  of the cross-section. The position of the centre of twist is arbitrary since it may be altered by a rigid body movement<sup>4</sup>, but if it is chosen to be at the point  $(\bar{x}, \bar{y})$  the strain energy per unit length of cylinder<sup>4</sup> is proportional to

$$H = \int_A \left[ \left( \frac{\partial w}{\partial x} - y + \bar{y} \right)^2 + \left( \frac{\partial w}{\partial y} + x - \bar{x} \right)^2 \right] dA \quad (16)$$

and the closest approximation to the warping function is that for which  $H$  is a minimum. When  $H$  satisfies this condition we have

$$C_{upper} = GH \quad (17)$$

The steps in the analysis are similar to those used in calculating the lower limit. It is convenient to let the section twist about the centre  $C$ , but in considering the region  $O_1BB'$  it is convenient to have the origin at  $O_1$ , and similarly at  $O_2$  for the region  $O_2BB'$ . A linear variation of the warping function across the thickness of the section is assumed, so that in the region  $O_1BB'$

$$w = y_1 g_1 \quad (18)$$

and in the region  $O_2BB'$

$$w = y_2 g_2 \quad (19)$$

In the above equations  $g_1$  and  $g_2$  are functions of  $x_1$  and  $x_2$  and they will be chosen to make the surface integral  $H$  a minimum.

With the origins at  $O_1$  and  $O_2$  for the two parts of the double wedge, equation (16) becomes

$$\begin{aligned}
 H &= \int_0^{c_1} \int_{-m_1 x_1}^{m_1 x_1} [y_1^2 (g_1' - 1)^2 + (g_1 + x_1 - c_1)^2] dx_1 dy_1 \\
 &+ \int_0^{c_2} \int_{-m_2 x_2}^{m_2 x_2} [y_2^2 (g_2' - 1)^2 + (g_2 + x_2 - c_2)^2] dx_2 dy_2 \\
 &= \frac{2 m_1}{3} \int_0^{c_1} [m_1^2 x_1^3 (g_1' - 1)^2 + 3 x_1 (g_1 + x_1 - c_1)^2] dx_1 \\
 &+ \frac{2 m_2}{3} \int_0^{c_2} [m_2^2 x_2^3 (g_2' - 1)^2 + 3 x_2 (g_2 + x_2 - c_2)^2] dx_2 \quad (20)
 \end{aligned}$$

on integrating with respect to  $y_1$  and  $y_2$ .

Variations  $\delta g_1$  in  $g_1$  and  $\delta g_2$  in  $g_2$  will give rise to a variation  $\delta H$ , and for  $H$  to be a minimum  $\delta H$  must vanish, whence

$$\begin{aligned}
 \delta H &= \frac{4 m_1}{3} \int_0^{c_1} [3 x_1^2 - 3 x_1 c_1 + 3 x_1 g_1 - m_1^2 x_1^2 \{3 (g_1' - 1) + x_1 g_1''\}] \delta g_1 dx_1 \\
 &+ \frac{4 m_2}{3} \int_0^{c_2} [3 x_2^2 - 3 x_2 c_2 + 3 x_2 g_2 - m_2^2 x_2^2 \{3 (g_2' - 1) + x_2 g_2''\}] \delta g_2 dx_2 \\
 &+ \frac{t^3}{6} [\{g_1'(c_1) - 1\} \delta g_1(c_1) + \{g_2'(c_2) - 1\} \delta g_2(c_2)] \quad (21)
 \end{aligned}$$

The variations  $\delta g_1$  and  $\delta g_2$  are quite arbitrary, apart from continuity at  $BB'$ , so that each of the expressions in square brackets under the integral signs in equation (21) vanish. The last expression in square brackets in equation (21) will vanish provided there is continuity at  $BB'$ , i.e. provided

$$\left. \begin{aligned}
 g_1(c_1) &= -g_2(c_2) \\
 \delta g_1(c_1) &= -\delta g_2(c_2)
 \end{aligned} \right\} \quad (22)$$

The minus signs in equation (22) are because of the reversed directions of  $y_1$  and  $y_2$ .

**RESTRICTED**

Report No. Structures 163

The solution of these equations is

$$\frac{g_1}{c_1} = 1 - \left( \frac{1 + m_1^2}{1 - m_1^2} \right) \frac{x_1}{c_1} + 2 m_1 B_1 \left( \frac{x_1}{c_1} \right)^{P_1/m_1} \quad (23)$$

and

$$-\frac{g_2}{c_2} = 1 - \left( \frac{1 + m_2^2}{1 - m_2^2} \right) \frac{x_2}{c_2} + 2 m_2 B_2 \left( \frac{x_2}{c_2} \right)^{P_2/m_2} \quad (24)$$

where

$$E_1 = \frac{(m_1 + m_2) \{m_1 - m_2 + p_2 (1 - m_1 m_2)\}}{(p_1 + p_2)(1 - m_1^2)(1 - m_2^2)}$$

and

$$B_2 = \frac{(m_1 + m_2) \{m_2 - m_1 + p_1 (1 - m_1 m_2)\}}{(p_1 + p_2)(1 - m_1^2)(1 - m_2^2)}$$

Substitution of equations (23) and (24) in equations (16) and (17) and integrating gives

$$C_{upper} = \frac{Gct^3}{12} \left( \frac{1}{m_1 + m_2} \right) \left[ \frac{m_2 (1 + 3 m_1^2)}{(1 - m_1^2)^2} + \frac{m_1 (1 + 3 m_2^2)}{(1 - m_2^2)^2} \right. \\ \left. + 4 m_1 m_2 (p_1 B_1^2 + p_2 B_2^2) - 8 m_1 m_2 \left( \frac{B_1}{1 - m_1^2} + \frac{B_2}{1 - m_2^2} \right) \right] \quad (25)$$

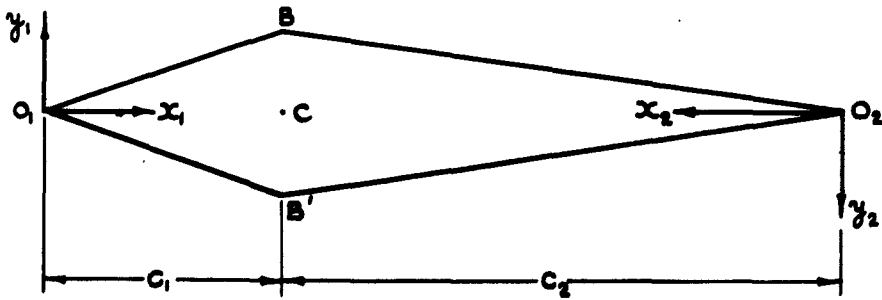
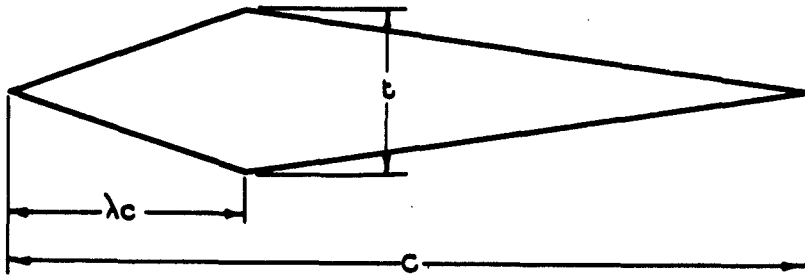


FIG. 1. FIGURE SHOWING NOTATION.

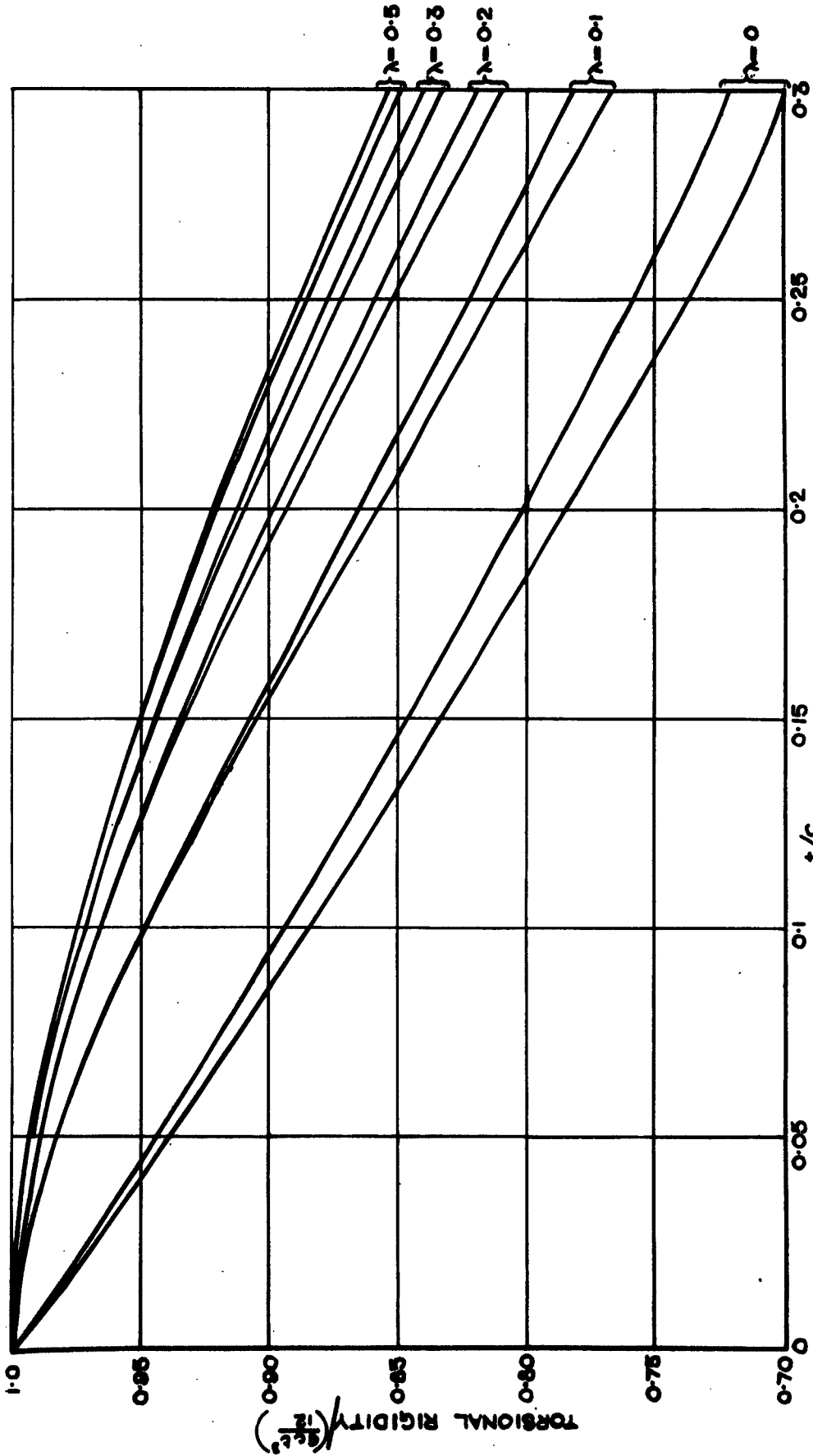


FIG. 2. THE TORSIONAL RIGIDITY OF SOLID CYLINDERS OF DOUBLE WEDGE SECTION.

DETACHABLE ABSTRACT CARDS

These abstract cards are inserted in RAE Reports and Technical Notes for the convenience of Librarians and others who need to maintain an Information Index.

Detached cards are subject to the same Security Regulations as the parent document and a record of their location should be made on the inside of the back cover of the parent document.

<p>RESTRICTED</p> <p>Royal Aircraft Est. Report No. Structures 163 1954.1 Mansfield, E.H.</p> <p>531-259.1: 621-434: 539-385</p> <p>THE TORSIONAL RIGIDITY OF SOLID CYLINDERS OF DOUBLE-WEDGE SECTION</p> <p>The torsional rigidity of solid cylinders of double-wedge section is considered theoretically. Minimum energy methods are used to determine close upper and lower limits to the rigidity. The results are presented in graphical form.</p> <p>RESTRICTED</p>	<p>RESTRICTED</p> <p>Royal Aircraft Est. Report No. Structures 163 1954.1 Mansfield, E.H.</p> <p>531-259.1: 621-434: 539-385</p> <p>THE TORSIONAL RIGIDITY OF SOLID CYLINDERS OF DOUBLE-WEDGE SECTION</p> <p>The torsional rigidity of solid cylinders of double-wedge section is considered theoretically. Minimum energy methods are used to determine close upper and lower limits to the rigidity. The results are presented in graphical form.</p> <p>RESTRICTED</p>
<p>RESTRICTED</p> <p>Royal Aircraft Est. Report No. Structures 163 1954.1 Mansfield, E.H.</p> <p>531-259.1: 621-434: 539-385</p> <p>THE TORSIONAL RIGIDITY OF SOLID CYLINDERS OF DOUBLE-WEDGE SECTION</p> <p>The torsional rigidity of solid cylinders of double-wedge section is considered theoretically. Minimum energy methods are used to determine close upper and lower limits to the rigidity. The results are presented in graphical form.</p> <p>RESTRICTED</p>	<p>RESTRICTED</p> <p>Royal Aircraft Est. Report No. Structures 163 1954.1 Mansfield, E.H.</p> <p>531-259.1: 621-434: 539-385</p> <p>THE TORSIONAL RIGIDITY OF SOLID CYLINDERS OF DOUBLE-WEDGE SECTION</p> <p>The torsional rigidity of solid cylinders of double-wedge section is considered theoretically. Minimum energy methods are used to determine close upper and lower limits to the rigidity. The results are presented in graphical form.</p> <p>RESTRICTED</p>



*Information Centre  
Knowledge Services*  
**[dstl]** Porton Down,  
Salisbury  
Wiltshire  
SP4 0JQ  
22960-6218  
Tel: 01980-613753  
Fax 01980-613970

Defense Technical Information Center (DTIC)  
8725 John J. Kingman Road, Suit 0944  
Fort Belvoir, VA 22060-6218  
U.S.A.

AD#: AD029093

Date of Search: 30 July 2008

Record Summary: AVIA 6/20159

Title: Torsional rigidity of solid cylinders of double-wedge section  
Availability Open Document, Open Description, Normal Closure before FOI Act: 30 years  
Former reference (Department) REPORTS STRUCT 163  
Held by The National Archives, Kew

This document is now available at the National Archives, Kew, Surrey, United Kingdom.

DTIC has checked the National Archives Catalogue website (<http://www.nationalarchives.gov.uk>) and found the document is available and releasable to the public.

Access to UK public records is governed by statute, namely the Public Records Act, 1958, and the Public Records Act, 1967. The document has been released under the 30 year rule. (The vast majority of records selected for permanent preservation are made available to the public when they are 30 years old. This is commonly referred to as the 30 year rule and was established by the Public Records Act of 1967).

**This document may be treated as UNLIMITED.**