



UNCLASSIFIED

AD NUMBER
AD216369
NEW LIMITATION CHANGE
TO Approved for public release, distribution unlimited
FROM Distribution authorized to U.S. Gov't. agencies and their contractors; Administrative/Operational Use; MAY 1959. Other requests shall be referred to Air Force Cambridge Research Laboratories, Hanscom AFB, MA.
AUTHORITY
ONR ltr, 13 Sep 1977

THIS PAGE IS UNCLASSIFIED

BU
AF-4561/4



Division of Engineering
BROWN UNIVERSITY
PROVIDENCE, R. I.

BU
AF-4561/4

A7CRC-7N-59-354
AST9A Doc. No. AD-216369

THE DIFFRACTION AND REFRACTION OF PLANE PULSES
BY
V. M. PAPADOPOULOS

TECHNICAL LIBRARY
U. S. ARMY ORDNANCE
AMERBEN PROVING GROUND, MD.
ORDSO-LM

Air Force Cambridge Research Center
Air Research and Development Command
Contract A719(604)-4561
Scientific Report A7 4561/4

May 1959

AD216369

Example of a Scientific Report

AFCRC - TN - 59 - 354

ASTIA Document No. AD 216369

THE DIFFRACTION AND REFRACTION OF PLANE PULSES

By

V. M. Papadopoulos

Scientific Report AF 4561/4

DIVISION OF ENGINEERING

BROWN UNIVERSITY

PROVIDENCE, RHODE ISLAND

May, 1959

Contract Monitor

Dr. Werner W. Gerbes

Dr. Werner W. Gerbes

20060113008

TECHNICAL LIBRARY
U. S. ARMY ORDNANCE
ABERDEEN PROVING GROUND, MD.
OEDEG-LM

"The research reported in this document has been sponsored in part by the Electronics Research Directorate of the Air Force Cambridge Research Center, Air Research and Development Command, and by the Office of Naval Research under contract Nonr 562(24). The publication of this report does not necessarily constitute approval by the Air Force of the findings or conclusions contained herein."

Contract title: Research Directed toward the study of Radiation of Electromagnetic Waves

Contract number: AF 19(604)-4561



ABSTRACT

A method for solving problems of plane pulse diffraction by a perfectly conducting wedge is described. The method is extended to give results when a conductive half-plane lies on the surface between two distinct isotropic media of different dielectric properties.

THE DIFFRACTION AND REFRACTION OF PLANE PULSES

INTRODUCTION

Both in the theory of acoustics which describes the propagation of infinitesimal disturbances, and in the closely related electromagnetic theory, research into the propagation of aperiodic disturbances has been overshadowed by research into the behavior of disturbances varying sinusoidally with time. It is possible to use a Fourier integral method to investigate aperiodic disturbances within a single homogeneous medium, but Craggs (1956, 1957) points out that such a method is useless in cases when total reflexion is to be expected at the surface of discontinuity between two homogeneous media.

Friedlander (1958) has recently published an excellent monograph in which he discusses the behavior of acoustic pulses. He does not, however, give much attention to the refraction of pulses in spite of having derived (Friedlander, 1948) an interesting result in this subject. We already know what combination of reflected and refracted pulses can travel along an infinite plane surface between two media with an incident pulse having a step-function time dependence. Friedlander found the nature of the disturbance in the second medium when the angle of incidence of the pulse in the first medium is large enough for total reflexion to occur. The manner in which such a steadily traveling disturbance can be set up is not known.

The first aim of this research is to learn how a plane pulse in one medium sets up a disturbance in a second even in the case of total reflexion. The second aim is to find a solution to the problem of diffraction in the presence of a refracting surface. There is no known solution for this problem in the case of steady sinusoidal excitation, even in the simplest extension of the classical problem of half-plane diffraction, when we take the obstacle to lie on the surface separating two distinct homogeneous regions. The powerful method of Wiener and Hopf gives no usable result.

Craggs (1956, 1957) has shown that an assumption of dynamic similarity may be useful in this type of problem. Thus when investigating a scalar function $s(r, \theta, t)$ which satisfies within a single medium the wave equation

$$c^2 \nabla^2 s = \partial^2 s / \partial t^2, \quad (1)$$

where c is the constant velocity of propagation, we may take $\lambda = r/t$ to be a new independent variable. Then equation 1 becomes

$$\lambda^2 \left(1 - \frac{\lambda^2}{c^2}\right) \frac{\partial^2 s}{\partial \lambda^2} + \lambda \left(1 - \frac{2\lambda^2}{c^2}\right) \frac{\partial s}{\partial \lambda} + \frac{\partial^2 s}{\partial \theta^2} = 0. \quad (2)$$

For $\lambda > c$, equation 2 is hyperbolic; it may be reduced to the canonical form

$$\frac{\partial^2 s}{\partial \mu^2} - \frac{\partial^2 s}{\partial \theta^2} = 0,$$

by the transformation $\lambda = c \sec \mu$. The general solution of this equation is

$$s = f(\mu - \theta) + g(\mu + \theta), \quad (3)$$

where f and g are arbitrary functions, constant on the family of characteristics $\mu - \theta = \text{constant}$, and $\mu + \theta = \text{constant}$, respectively. In the plane with polar co-ordinates (λ, θ) these characteristics are tangents to the circle $\lambda = c$; it is necessary to regard the parts of a tangent on opposite sides of the point of contact as distinct and of opposite family.

For $\lambda < c$, equation 2 is elliptic. It reduces to

$$\frac{\partial^2 s}{\partial r^2} + \frac{\partial^2 s}{\partial \theta^2} = 0, \quad (4)$$

under the transformation $\lambda = c \operatorname{sech}(-v)$. The sign of v is chosen so that

$v \rightarrow \ln(\lambda/c)$ as $\lambda \rightarrow 0$. It is convenient to introduce the conjugate harmonic function $\mathcal{V}(v, \theta)$ so that the function $w = s + i\mathcal{V}$ is analytic in the region of the (v, θ) plane which corresponds to $\lambda < c$. It follows that $\partial s / \partial \theta = -\partial \mathcal{V} / \partial v$ and $\partial s / \partial r = \partial \mathcal{V} / \partial \theta$.

Equations 3 and 4 show the technical start in the solution of a number of physical problems. In electromagnetic theory, by considering problems in cylindrical polar co-ordinates (r, θ, z) in which the field components are independent of z , $s(r, \theta, t)$ may represent either the field component E_z or B_z . From Maxwell's equations we can write down equations for the remaining field components in both an E- and an H-polarization. These are

$$\lambda^2 \frac{\partial B_r}{\partial \lambda} = \frac{\partial E_z}{\partial \theta}, \quad -\lambda \frac{\partial B_\theta}{\partial \lambda} = \frac{\partial E_z}{\partial r}, \quad (\text{E-mode}), \quad (5)$$

and

$$\lambda^2 \frac{\partial E_r}{\partial \lambda} = -c^2 \frac{\partial B_z}{\partial \theta}, \quad \lambda \frac{\partial E_\theta}{\partial \lambda} = c^2 \frac{\partial B_z}{\partial r}, \quad (\text{H-mode}) \quad (6)$$

The problem to be examined all involve infinite prisms with the line $r=0$ for apex. We set up a system of plane pulses traveling towards the apex so that behind the pulse fronts all the appropriate boundary conditions are satisfied. We take the moment when the incident pulses reach the apex to be $t = 0$, and we assume, in the absence of a fundamental length in the geometry, that the subsequent disturbance is one in which there is dynamic similarity. We take the prism to be bounded externally by perfectly conducting walls.

First we shall derive in Part 1 the results for pulse diffraction within a homogeneous prism; these results may be compared with those established previously (see e. g. Friedlander, 1958).

We shall then extend the method in Part 2 to find a solution in the case when a half-plane with its edge at the origin lies on the surface which separates two distinct isotropic media. We set as the restriction on the angle of incidence the condition that the incident pulses shall be contained in one medium only.

PART I.

PULSE DIFFRACTION IN A HOMOGENEOUS MEDIUM

BY A HALF-PLANE AND BY A WEDGE

Consider the case of a perfectly conducting half-plane in the diffraction problem where $s = B_z$ and the appropriate boundary condition on the half-plane is that $\partial s / \partial \theta = 0$. We set up a plane pulse traveling with velocity c , and with a step function time dependence of unit amplitude. There are two cases which need separate examination, that (case a) with the pulse traveling towards the edge of the half-plane from the unbifurcated region at an arbitrary angle, and that (case b) with the pulse traveling along the half-plane towards the edge, at oblique incidence. We take the moment when the incident pulse meets the edge to be $t=0$. The distinction between the two cases is needed since, in order to satisfy the boundary condition on the half-plane for $t < 0$ in case (b), we must introduce the associated reflected pulse. The conditions on our problem at $t=0$ are shown in the figures 1. In each case we take the incident pulse to make an angle α with the normal to the half-plane with $\alpha = \pi/2$. We fix the co-ordinates by taking the origin at the edge of the half-plane $\theta = 0$ or $\theta = 2\pi$.

Under the assumption of dynamic similarity, we may examine the nature of the solution for $\lambda > c$ in the (λ, θ) plane. Since for $t \rightarrow 0_+$, $\lambda \rightarrow \infty$ we find that the initial conditions of the problem fix the boundary conditions on equation 3 for $\lambda \rightarrow \infty$. The use of characteristics theory shows us that for $\lambda > c$ there are a number of uniform regions separated by lines of discontinuity which are depicted in figure 2. The results are precisely those of geometrical optics. The lines of discontinuity are pulse fronts. These results determine the value of s on $\lambda = c$.

Thus on $\lambda = c$,

$$s = 2 \quad \text{For} \quad 0 < \theta < \beta,$$

$$s = 1 \quad \text{For} \quad \beta < \theta < \gamma,$$

$$s = 0 \quad \text{For} \quad \gamma < \theta < 2\pi,$$

where $\beta = \alpha$ in case (a), $\beta = \pi - \alpha$ in case (b), and $\gamma = 2\pi - \beta$.

For the region $\lambda < c$ it follows from equation 4 that the problem becomes that of finding a function $w(\nu + i\theta) = s + it$ which satisfies the boundary condition $\frac{\partial s}{\partial \theta} = 0$ on $\theta = 0, \theta = 2\pi$, and on $\nu = 0$ (i.e. $\lambda = c$), and which is analytic within the semi-infinite strip $\nu > 0, 0 < \theta < 2\pi$. We

make the conformal transformation $f = \text{sech } \nu + i\theta/2$, which maps this semi-infinite strip into the upper half of the complex f -plane. Then the function

$\frac{\partial w}{\partial f}$, regarded as a function of the complex variable $f = \xi + i\eta$ must satisfy the following conditions:

i) To correspond to the boundary condition on the half-plane, it follows that $\frac{\partial w}{\partial f}$ is real on the segment of the real axis $|\xi| < 1$.

ii) To correspond to the boundary condition that s is piecewise constant on the circle $\lambda = c$, it follows that $\frac{\partial w}{\partial f}$ is imaginary on the remainder of the real axis ($|\xi| > 1$), except perhaps at points where s is discontinuous.

iii) Singularities of $\frac{\partial w}{\partial f}$ are to be expected only at the points $f = \pm 1, f = 0$, as well as at the points $f = \sec \alpha/2, \sec (2\pi - \alpha)/2$ in case (a), and at $\sec (\pi \pm \alpha)/2$ in case (b).

iv) Since on physical grounds the magnetic field in this polarization is assumed finite, no singularity of $\frac{\partial w}{\partial f}$ may be of higher order than a simple pole.

v) The point at infinity in the f -plane corresponding to the ordinary point $\lambda = c, \theta = \pi$ in the (λ, θ) plane must be an ordinary point for w and $\frac{\partial w}{\partial f}$, so that $w = 0$ ($1/f^{1+\delta}$), with $\delta > 0$ as $f \rightarrow \infty$.

The most general function which satisfies these conditions is

$$\pi \frac{\partial \omega}{\partial f} = \frac{i}{(f^2-1)^{1/2}} \left[\frac{B'}{f - \sec \beta/2} + \frac{C'}{f - \sec \gamma/2} \right], \quad (7)$$

where B' and C' are real constants which are determined by the discontinuities in s at the points B and C in the (λ, θ) plane. To find the constant B' , we integrate $\partial \omega / \partial f$ round the small semicircle $f = \sec \beta/2 + \exp i\phi$, $0 \leq \phi \leq \pi$, by the method of residues; we find C' in a similar manner. It follows that $B' \cot \beta/2$, $C' \cot \gamma/2$ must equal the discontinuity in s on the circle at the points B and C respectively taken in the direction of increasing θ .

Hence,

$$\pi \frac{\partial \omega}{\partial f} = \frac{-i}{(f^2-1)^{1/2}} \left[\frac{\tan \beta/2}{f - \sec \beta/2} + \frac{\tan \gamma/2}{f - \sec \gamma/2} \right], \quad (8)$$

The integration of this equation is straightforward. We find, after putting

$\gamma = 2\pi - \beta$ that

$$\pi [\omega(\gamma, \theta) - \omega(0, \theta)] = -i \ln \left\{ \frac{\tan\left(\frac{\beta + \theta - i\nu}{4}\right) \tan\left(\frac{\beta - \theta}{4}\right)}{\tan\left(\frac{\beta + \theta}{4}\right) \tan\left(\frac{\beta - \theta + i\nu}{4}\right)} \right\}.$$

The real part of this equation is

$$\pi [s(\gamma, \theta) - s(0, \theta)] = -\tan^{-1} \left[\sinh \frac{\nu}{2} \operatorname{cosec} \frac{\beta - \theta}{2} \right] - \tan^{-1} \left[\sinh \frac{\nu}{2} \operatorname{cosec} \frac{\beta + \theta}{2} \right]. \quad (9)$$

This formula for the diffracted field is exactly that derived and described by Friedlander by a Green's function method in his Chapter 5.

The results for the E-polarization may be found just as easily. For the hyperbolic region in the (λ, θ) plane it is clear that the reflected pulse must annul the incident field instead of reinforcing it. Hence with reference to figure 2 the region with $s=2$ becomes a region with $s=0$, and the discontinu-

uity in s at B is changed accordingly. For the elliptic region, we need only change the condition 1. On the half-plane s must vanish, so that its tangential derivate is zero. It follows that on the segment of the real f -axis $|f| < 1$,

$\frac{\partial \omega}{\partial f}$ is imaginary.

The function satisfying the new set of conditions and with the correct discontinuities is

$$\pi \frac{\partial \omega}{\partial f} = \frac{i}{f} \left[\frac{\sec \beta/2}{f - \sec \beta/2} - \frac{\sec \delta/2}{f - \sec \delta/2} \right]. \quad (10)$$

Hence, the final expression for s is

$$\pi [s(v, \theta) - s(0, \theta)] = \tan^{-1} \left[\sinh \frac{v}{2} \operatorname{cosec} \frac{\beta - \theta}{2} \right] - \tan^{-1} \left[\sinh \frac{v}{2} \operatorname{cosec} \frac{\beta + \theta}{2} \right]. \quad (11)$$

The analysis of the problem of pulse diffraction by a perfectly reflecting wedge is carried out in the same way. We exclude, from this brief discussion, any case in which the incident front touches both walls of the wedge, in order to avoid the complication of multiple reflexion before the apex is reached. This leaves us with the general problem for which the wedge angle ϕ is greater than $\pi/2$, and the angle α which an incident pulse makes with the normal to one face of the wedge is smaller than $\pi(\phi - \frac{1}{2})$.

In such a situation we depict an initial state in figure 3. We use the method of characteristics to determine the solution in the hyperbolic region. This is depicted in figure 4, hence we note that on the optic circle $\lambda = c$.

$$\begin{aligned} s = 4 & \quad \text{for } 0 < \theta < \pi(1 - \alpha - \phi), \\ s = 3 & \quad \text{for } \pi(1 - \alpha - \phi) < \theta < \pi(1 + \alpha - \phi), \\ \text{and } s = 2 & \quad \text{for } \pi(1 + \alpha - \phi) < \theta < \pi\phi. \end{aligned}$$

This particular situation is valid if $\phi + \alpha < 1$.

To find the disturbance in the elliptic region, we use the conformal transformation $f = \text{sech} (\gamma + i\theta)/\phi$ which maps the sector of the circle $a < \theta < \phi\pi$ into the upper half f -plane. The conditions which must be satisfied by the function $\partial w/\partial f$ are exactly those in the half-plane diffraction problem, and indeed, equation 10 gives the formula for $\partial w/\partial f$ in the wedge problem if we take $\beta = 2(1 - \alpha - \phi)/\phi$ and $\gamma = 2(1 + \alpha - \phi)/\phi$. Integration of equation 10 in this case also leads us to Friedlander's equation 5.5.7. (Friedlander, 1958).

It remains to be emphasized that this technique and the conical flow method of Buseman (1942) are very closely related. Keller and Blank (1952) described the results of this method very fully for all possible situations in the problem of pulse diffraction by a wedge.

PART II.

PULSE DIFFRACTION AND REFRACTION IN A COMPOSITE SYSTEM

INTRODUCTION

The value of the technique described in part I does not lie in the fact that it provides yet another, slightly different means of solving the classical half-plane problem. Indeed, the only reason for the inclusion of the details in part I is to confirm the value of the assumption of dynamic similarity in a diffraction problem.

We have already shown that in these two dimensional problems the problem of finding the vector solutions of Maxwells' equations reduces to that of finding solutions to the scalar wave equation with the boundary coordinates $s = 0$ or $\partial s / \partial \theta = 0$. This situation is exactly analogous to that in acoustics if we take S to represent the condensation, so that the fluid velocity q is given by

$$\frac{\partial q}{\partial t} = -c^2 \nabla S \quad (12)$$

and hence the radial and transverse components of velocity (u, v) are given by

$$\lambda \frac{\partial u}{\partial r} = c^2 \frac{\partial S}{\partial r}, \quad \lambda \frac{\partial v}{\partial r} = c^2 \frac{\partial S}{\partial \theta} \quad (13)$$

In this section the method is extended to give the solution in the case when a plane pulse is diffracted by a half-plane which lies between two regions of different physical properties. The half-plane $\theta = \pm\pi$ is either perfectly reflecting or perfectly absorbent. The velocity of sound in the fluid of density ρ is c , and wherever qualification is necessary, we show which medium we are referring to by the suffixes 1 or 2.

There are several aspects of the physical problem which are of particular interest. The singularity at the apex of the half-plane is the only known result

in the steady state problem. Meixner (1954), who examined the power series expansion of the solution of the reduced wave equation corresponding to a sinusoidal time dependence found the edge singularity in this geometry to be unaffected by the discontinuity in physical properties.

The manner in which a disturbance passes from one medium into another has not been discussed before. Of course, the Fresnel coefficients for steady plane pulse reflexion and refraction at a plane surface are well known, but these coefficients are without meaning when total reflexion occurs. Friedlander (1948) found the form of the disturbance in this case, but since both these situations are essentially steady ones, they give no insight into the transient problem.

Craggs (1956, 1957), who has provided the greater part of the basis for the method of solution in this paper, examined a situation involving two right-angled wedges. No diffraction occurs in this case, and there is no singularity at the common apex; it appears that his method need modifying when diffraction effects occur.

SECTION 1

A HALF-PLANE ON THE SURFACE BETWEEN TWO MEDIA

We shall first examine in detail the case when the diffracting obstacle is a perfect reflecting half-plane ($r > 0$, $\theta = \pm \pi$) lying on the plane of separation between two media. We consider the situation in which the velocity of sound c_1 , in medium 1 ($r > 0$, $0 > \theta > -\pi$) is greater than that (c_2) in medium 2 ($r > 0$, $0 < \theta < \pi$). We put $c_2 = m c_1$, and $\rho_2 = k \rho_1$.

The problem is to examine the propagation of a plane pulse in medium 2 which makes an angle ϕ with the normal to the half-plane. As in part I, in order to make the assumption of dynamic similarity plausible, we must set up as an initial state one which satisfies all the appropriate boundary conditions. These conditions are that $\partial s_1 / \partial \theta = 0$ for $\theta = -\pi$ and $\partial s_2 / \partial \theta = 0$ for $\theta = \pi$. The conditions at the common surface between the two media are found from the continuity of pressure and normal velocity. Thus for $r > 0$, $\theta = 0$, $s_1 = m^2 k s_2$ and $\partial s_1 / \partial \theta = m^2 \partial s_2 / \partial \theta$. In order to avoid having to set up a refracted disturbance before the pulse reaches the edge of the half-plane, we must restrict consideration to the case when the pulse arrives from the second quadrant of the (r, θ) plane; this pulse is accompanied by the reflected pulse. The initial state is depicted in figure 5. The assumption of dynamic similarity having been made, we must now find suitable solutions for equations 3 and 4.

SECTION 2

THE SOLUTION IN THE HYPERBOLIC REGION

The solution in the greater part of the hyperbolic region is determined by the values of s as $\lambda \rightarrow \infty$, that is by the initial conditions of the problem, and it is found by the method of characteristics. There are two distinct situations.

according as $\phi < \text{or} > \psi$, where $\psi = \sec^{-1}(1/m)$ is the critical angle; for $\phi < \psi$ total reflexion occurs. In the (λ, θ) plane the hyperbolic region lies outside the sonic circle $\lambda = C_1$ in medium 1 and $\lambda = C_2$ in medium 2, and the values of s in this region are shown in figures 6 and 7. The initial fronts are represented by the lines DI and ER. DE is the front of the pulse reflected at the refracting surface, and when the point D is outside the larger sonic circle, DT is the front of the refracted pulse. The line BC which is a characteristic line, is the front of the disturbance which having entered medium 1 moves along the interface at grazing incidence and is refracted back into medium 2. The solution at this stage is fully determined in the whole region outside the sonic circles except within the triangle ABC. Inside this region we introduce the unknown function $g(\mu_2 + \theta)$ to represent the part of s affected by the disturbance in the elliptic region of medium 1. (This is the function g of equation 3, with the function f a constant). The constants R and T in the normally refracting case (figure 7) are the Fresnel coefficients given by

$$R = \frac{\tan \phi - k(m^2 \sec^2 \phi - 1)^{1/2}}{\tan \phi + k(m^2 \sec^2 \phi - 1)^{1/2}} \quad (14)$$

$$T = \frac{2m^2 k \tan \phi}{\tan \phi + k(m^2 \sec^2 \phi - 1)^{1/2}}$$

From figure 6 we see that on $\lambda = C_2$ in medium 2

$$s_2 = 1 + g \quad \text{for } 0 < \theta < \phi,$$

$$s_2 = 2 + g \quad \text{for } \phi < \theta < \psi,$$

$$s_2 = 2 \quad \text{for } \psi < \theta < \pi,$$

while $s=0$ on $\lambda = C_1$ in medium 1. From figure 7 we see that on $\lambda = C_2$ in medium 2.

$$s_2 = R + g \quad \text{for } 0 < \theta < \psi,$$

$$s_2 = 1 + R \quad \text{for } \psi < \theta < \phi,$$

$$s_2 = 2 \quad \text{for } \phi < \theta < \pi,$$

while on $\lambda = c_1$ in medium 1

$$S_1 = T \quad \text{for} \quad 0 > \theta > -\chi$$

$$S_1 = 0 \quad \text{for} \quad -\chi > \theta > -\pi$$

where $\chi = \sec^{-1} m \sec \phi$.

SECTION 3

THE ELLIPTIC REGION OF THE (λ, θ) PLANE

We use the conformal transformation

$$f_1 = \xi_1 + i\eta_1 = \operatorname{sech}(\nu_1 + i\theta)$$

to map the inside of the semicircle $\lambda = c_1, -\pi < \theta < 0$ into the lower half of the complex f_1 -plane, and the transformation

$$f_2 = \xi_2 + i\eta_2 = \operatorname{sech}(\nu_2 + i\theta)$$

to map the inside of the semicircle $\lambda = c_2, 0 < \theta < \pi$ into the upper half of the complex f_2 -plane. The points F, O, A, E, and C in medium 2 are mapped into the points

$f_2 = -1, 0, 1, \sec \phi$, and $1/m$ respectively while the points G, O, A, D, (or T), and B in medium 1 are mapped into the points $f_1 = -1, 0, m, m \sec \phi$ and 1 .

Consider first the solution in the lower half of the f_1 -plane. Since s is piecewise constant on the semicircle $\lambda = c_1$ it follows as in section I that

i) $\partial w_1 / \partial f_1$ is imaginary on the section of the real axis $|\xi_1| > 1$.

From the condition that $\partial s / \partial \theta = 0$ on OG, it follows that

ii) $\partial w_1 / \partial f_1$ is real on the segment of the real axis $0 < \xi_1 < 1$.

On the upper side of the line AB we know that the solution takes the form

$S = g(\mu_2 + \theta) + \text{constant}$. It follows from this solution and the condition of continuity of pressure and normal velocity that

$$\frac{\partial s_1}{\partial \lambda} = m^2 k \frac{\partial s_2}{\partial \lambda} = m^2 k \frac{\partial \mu_2}{\partial \lambda} \frac{\partial s_2}{\partial \theta} = k \frac{\partial \mu_2}{\partial \lambda} \frac{\partial s_1}{\partial \theta} = -k \frac{\partial \mu_2}{\partial \lambda} \frac{\partial \tau_1}{\partial \lambda} = -k \frac{\partial \mu_2}{\partial \lambda} \frac{\partial \tau_1}{\partial \lambda}$$

Hence, we have the condition that

iii) $\operatorname{Re} \left[\frac{\partial w_1}{\partial \lambda} \left(1 - ik \frac{\partial \mu_2}{\partial \lambda} \frac{\partial \tau_1}{\partial \lambda} \right) \right] = 0$, i.e. that

Thus if $F(f_1)$ is a real valued function on the segment $m < f_1 < 1$, then on this segment

$$\frac{\partial w_1}{\partial f_1} = F(f_1) / 1 + \frac{i}{mk} \left(\frac{f_1^2 - m^2}{1 - f_1^2} \right)^{1/2} \quad (15)$$

The other conditions to be imposed, as in section 1, are that

iv) the only singularities of $\partial w_1 / \partial f_1$ are at points $f_1 = \pm 1$, $\pm m$, 0, as well as at the points $f_1 = m \sec \phi$,

v) no singularity of $\partial w_1 / \partial f_1$ may be of higher order than a simple pole,

and

vi) the point at infinity is an ordinary point.

It is of interest to examine the function in the denominator in equation 15. This function is regular everywhere in the complex f_1 -plane except on the real axis, it has branch points at $f_1 = \pm m$, ± 1 , and the branches of the radicals are chosen so that it has no zeros. The singularity at $f_1 = -m$ is not one of those allowed under conditions iv), so that we must factorize this function in a manner which enables us to remove this singularity from the solution without changing its complex form on the real axis, for $m < f_1 < 1$.

SECTION 4

THE FACTORIZATION OF THE COMPLEX FUNCTION

Consider the complex function $M(f) = mk + i \left(\frac{f^2 - m^2}{1 - f^2} \right)^{1/2} / 1 + mk$ which is the analytic continuation of the function defined on the segment of the real axis $m < f < 1$. The properties of $L(f) = \ln M(f)$ are that

- a) as $|f| \rightarrow \infty$, $L(f) = O(f^{-2})$,
- b) $L(f)$ is regular in the infinite strip $-m < \text{Re}(f) < m$,
- c) $L(f)$ is a real function of f within the same strip, since the continuation of $L(f)$ is $\ln \left\{ \frac{[mk + (\frac{m^2 - f^2}{1 - f^2})^{1/2} / 1 + mk]}{1 + mk} \right\}$, and
- d) $L(f)$ is single valued in the cut plane with one cut joining the points $-m, -1$ and another the points $+m, +1$.

If we take a rectangular contour C as shown in figure 9, with sides joining the points $G_1 + iN$, $G_2 + iN$, $G_2 - iM$ and $G_1 - iM$, then for $-m < G_1 \leq \text{Re}(z) \leq G_2 < m$, we are able to use Cauchy's Integral to state that

$$L(f) = \frac{1}{2\pi i} \int_C \frac{L(z)}{z-f} dz$$

Here the integrand is sufficiently small as $|z| \rightarrow \infty$ to allow the limiting process, $N \rightarrow \infty$, $M \rightarrow \infty$ to be carried out separately at the upper and the lower end of the rectangle. The contribution from the ends of the rectangle is vanishingly small, so we may replace the contour integral by the sum of two line integrals

$$\begin{aligned} L(f) &= \frac{1}{2\pi i} \int_{G_2 - i\infty}^{G_2 + i\infty} \frac{L(z)}{z-f} dz - \frac{1}{2\pi i} \int_{G_1 - i\infty}^{G_1 + i\infty} \frac{L(z)}{z-f} dz, \\ &= L_-(f) - L_+(f). \end{aligned}$$

Each line integral $L_-(f)$ and $L_+(f)$ is uniformly convergent for values of f taken within the infinite rectangle $|\text{Re}(f)| < m$. Taken separately each integral may be continued analytically into a complete half-plane since $L_-(f)$ is regular for $\text{Re}(f) < m$ and $L_+(f)$ is regular for $\text{Re}(f) > -m$.

Now since $L_+(f) = \frac{1}{2\pi i} \int_{G_1 - i\infty}^{G_1 + i\infty} \frac{L(z)}{z-f} dz = \frac{1}{2\pi} \int_0^\infty \left[\frac{L(G_1 + i\eta)}{G_1 + i\eta - f} + \frac{L(G_1 - i\eta)}{G_1 - i\eta - f} \right] d\eta$

and since in $|z| < m$, $L(z)$ is a real function of z , for real values of f the integrand is the sum of complex conjugates, and the integral is therefore real for any real value of $f > -m$. Likewise $L_-(f)$ is real on the real axis for $f < m$.

We may therefore write

$$\exp -L_-(f) = \exp -L_+(f) / M(f) \quad (16)$$

and we see that the function on either side of this equation is

1) regular in the half-plane $\text{Re}(f) < m$,

2) real on the real axis in $\text{Re}(f) < m$,

and 3) has the branch points and the complex behavior of $[M(f)]^{-1}$ in the half-plane $\text{Re}(f) \geq m$.

It is also easy to show that $L_+(-f) = -L_-(f)$; this is a consequence of the even nature of the function $L(z)$.

In its present form, the integral $L_+(f)$ is not very suitable for computation. However, we may add to this line integral one for which the integral is taken round a semicircle of infinite radius. The path of integration is thus closed without changing the value of the integral. The integrand has branch points at $z = -m$ and $z = -1$, within the contour. The path of integration may now be deformed into a loop encircling the cut, so we find that

$$\pi L_+(f) = \int_m^1 \tan^{-1} \left[\frac{(z^2 - m^2)^{1/2}}{mk(1-z^2)^{1/2}} \right] dz / z + f \quad (17)$$

This integrand may be expanded in an ascending series of powers of $(m + f)^{-1}$; the integration of the coefficients of this expansion in ascending powers of $(1 - m)$ is then easily carried out.

SECTION 5

THE SOLUTION IN THE ELLIPTIC REGION

The expression which represents the solution to the problem and which satisfies the conditions in section 3 may now be written down. The most general is that

$$\pi \frac{\partial \omega_1}{\partial f_1} = \frac{\exp - L_+(f_1)}{mk(1-f_1^2)^{1/2} + i(f_1^2 - m^2)^{1/2}} \left\{ \frac{A + B \left(\frac{f_1 - m}{f_1} \right)^{1/2}}{(f_1 - m \sec \phi)(f_1 - 1)} \right\}, \quad (18)$$

where the function $L_+(f_1)$ has been defined in section 4.

The problem which remains is to find the disturbance in the elliptic region

$\lambda < c_2, 0 < \theta < \pi$. Now equation 18 has been derived for general values of f_1 in the lower half-plane by means of the principle of analytic continuation, and we may in turn continue this solution into the upper half f_1 -plane, because the solutions in these two regions are linked across the line OA, on which $f_1 = m f_2$.

Across this line OA the continuity conditions may be written in the form

$$m^2 k \frac{\partial s_2}{\partial f_2} = \frac{\partial s_1}{\partial f_2}; \quad \frac{\partial \gamma_1}{\partial f_2} = m^2 \left(\frac{1 - f_2^2}{1 - m^2 f_2^2} \right)^{1/2} \frac{\partial \gamma_2}{\partial f_2}. \quad (19)$$

Since on the corresponding section of the real axis $0 < f_2 < m$

$$\pi \frac{\partial \omega_1}{\partial f_1} = \frac{\exp - L_+(f_1)}{mk(1-f_1^2)^{1/2} + i(m^2 - f_1^2)^{1/2}} \left\{ \frac{A - iB \left(\frac{m - f_1}{f_1} \right)^{1/2}}{(f_1 - m \sec \phi)(f_1 - 1)} \right\}, \quad (20)$$

it follows from equations 19 and 20 that

$$m^{-1} k \pi \frac{\partial \omega_2}{\partial f_2} = \frac{\exp - L_+(m f_2)}{mk(1 - m^2 f_2^2)^{1/2} + m(1 - f_2^2)^{1/2}} \left\{ \frac{A - ikB \left(\frac{1 - m^2 f_2^2}{f_2(1 + f_2)} \right)^{1/2}}{(f_2 - \sec \phi)(m f_2 - 1)} \right\} \quad (21)$$

on the section of the real axis

$$0 < f_2 < 1$$

The function $\left\{ 1 + \frac{1}{k} \left(\frac{1-f_2^2}{1-m^2 f_2^2} \right)^{1/2} \right\} \exp + L_+(m f_2)$ is regular in the half-plane $\text{Re}(f_2) < 1$, it is real on the real axis in this domain of regularity and it has the complex behavior and the branch points of the function

$$1 + \frac{i}{k} \left(\frac{f_2^2 - 1}{1 - m^2 f_2^2} \right)^{1/2} \text{ in the half-plane } \text{Re}(f_2) \geq -1.$$

As in the case of the other elliptic region we expect the function $\partial w_2 / \partial f_2$ to have the properties that

- 1) it has singularities at $f_2 = 0, \pm 1, \pm 1/m$ and $\pm \sec \phi$,
- 2) the point at infinity is an ordinary point,
- 3) it is imaginary on the real f_2 -axis when $f_2 > 1/m, f_2 < -1$ and it is real on the real f_2 -axis when $-1 < f_2 < 0$.

There is, however, a branch point at $f_2 = -1/m$ in the expression on the right-hand side of equation 21. The only possible way in which the expression 18, which has the correct behavior in the lower half-plane, may be continued into an expression correct in the upper region is to take $A = 0$; there is, therefore, only the constant B which remains to be found.

SECTION 6

THE DETERMINATION OF THE CONSTANT B

It will be remembered that in the figures 4 and 5, we have distinct representations of the problem for the cases when $m \sec \phi < 1$ and when $m \sec \phi > 1$. In the case of supercritical incidence shown in figure 5 we may use the method of residues to relate the discontinuity on the sonic circle either at the point T or at the point E; we find the same result in each case. It follows that

$$T = \frac{2m^2 k \tan \phi}{\tan \phi + k(m^2 \sec^2 \phi - 1)^{1/2}} = \frac{B \exp -L_+(m \sec \phi) (\sec \phi - 1/\sec \phi)^{1/2}}{m [\tan \phi + k(m^2 \sec^2 \phi - 1)^{1/2}] (m \sec \phi - 1)} \quad (21)$$

and hence that

$$B \sin \phi/2 = 2^{1/2} m^2 k \exp + \frac{L}{+} (m \sec \phi) \tan \phi (m \sec \phi - 1) \quad (22)$$

In the subcritical case with $m \sec \phi < 1$, the discontinuities at the points D and E in figure 6 are related because DE is a characteristic line in the hyperbolic region. At the point D the discontinuity in s_2 as Δg increases is found by the continuity condition to be $\Delta s_2 = m^2 k (\Delta g - 1)$ where Δg is the jump in the function g across the line DE. The discontinuity Δs_1 at the point E is given, for increasing θ , by the equation $\Delta s_1 = 1 + \Delta g$

so that

$$\Delta s_2 = m^2 k (\Delta s_1 - 2) \quad (23)$$

The real part of the residue when we integrate the functions $\partial \omega_1 / \partial f_1$ and $\partial \omega_2 / \partial f_2$ round small semicircles with centres at the points $f_1 = \sec \phi$ and $f_2 = m \sec \phi$ determines the quantities Δs_1 , and Δs_2 . We find that

$$\Delta \omega_2 = \frac{i B \exp - \frac{L}{+} (m \sec \phi) [(\sec \phi - 1) \sec \phi]^{1/2}}{[m k (1 - m^2 \sec^2 \phi)^{1/2} + i m \tan \phi] (m \sec \phi - 1)}, \quad (24)$$

and that

$$m^2 \Delta \omega_1 = - \Delta \omega_2 (1 - m^2 \sec^2 \phi)^{1/2} / \tan \phi \quad (25)$$

From these equations it follows that

$$m^2 \Delta s_1 \tan \phi + \Delta s_2 (1 - m^2 \sec^2 \phi)^{1/2} = 0 \quad (26)$$

so that

$$\Delta s_2 = \frac{2m^2 k \tan \phi}{\tan \phi + k (1 - m^2 \sec^2 \phi)^{1/2}} \quad (27)$$

$$\Delta s_1 = \frac{2k (1 - m^2 \sec^2 \phi)^{1/2}}{\tan \phi + k (1 - m^2 \sec^2 \phi)^{1/2}} \quad (28)$$

and

$$B \sin \phi/2 = 2^{1/2} m^3 k \exp \int_+ (m \sec \phi) \tan \phi (m \sec \phi - 1) \quad (29)$$

A comparison between equations 26 and 27 and the corresponding discontinuities T and l-R in the supercritical case, which are defined by equation 14, is instructive. It shows that modified Fresnel coefficients R^* and T^* given by the equations $T^* = \Delta s_2$ and $R^* = 1 - \Delta s_1$, may be used in the subcritical case to determine the discontinuities within a disturbance at the front DE of the reflected pulse.

Equations 18 and 21, with $A = 0$ and with B determined by the equations 22 and 29 give explicit formula for the derivatives of the functions w_1 and w_2 . From these formulae it is easy to write down the expressions for both the spatial and the time derivatives of the condensation s in the elliptic regions; the values of s or the values of the velocity components may then be found by numerical integration.

One result which is worth writing down here is that the jump in s across the characteristic BC is

$$\exp \left\{ \frac{\int_+ (m \sec \phi)}{\int_+ (1)} \right\} \frac{\tan \phi}{\sin \phi/2} \left(\frac{2m}{1+m} \right)^{1/2}$$

SECTION 7

THE CASE WHEN $c_2 > c_1$

In the preceding sections we have examined the case in which the initial disturbance passes into the medium in which the velocity of propagation is the greater. The reverse situation in which $m > 1$, is also of interest.

For the initial situation shown in figure 5, we find the solution in the hyperbolic region. This solution is shown in figure 8. In particular, we can see that the value of s , on the sonic circle in medium 1 is

$$\begin{aligned} &g \quad (\mu, -\theta) \quad \text{for } 0 > \theta > -\psi \\ &T \quad \quad \quad \quad \quad \text{for } -\psi > \theta > -\chi, \text{ and} \\ &0 \quad \text{for } -\chi > \theta > -\pi \text{ where } \psi = \sec^{-1} m \quad \text{and} \quad \chi = \sec^{-1} m \sec \phi. \end{aligned}$$

In medium 2 on the sonic circle the value of s_2 is

$$\begin{aligned} 1+R \quad &\text{for } 0 < \theta < \phi \quad \text{and} \\ 2 \quad &\text{for } \phi < \theta < \pi \end{aligned}$$

The quantities T and R are the Fresnel coefficients defined previously in equation 14.

The triangle ABC , which results from the refraction of the disturbance in the elliptic region of medium 2 which travels at grazing incidence, is now in medium

1. Now the conditions to be imposed on $\partial w_2 / \partial f_2$ across the line AB is that

$$\partial w_2 / \partial f_2 = P(f_2) / \left[1 - \frac{i}{k} \left(\frac{1-f_2^2}{m^2 f_2^2 - 1} \right)^{1/2} \right],$$

where $P(f_2)$ is a function which takes real values on the real f_2 -axis

when $1/m < \text{Re}(f_2) < 1$. To remove the unwanted branch points at the points

$f_2 = -1/m, -1$, we must introduce the factor $\exp +M (m f_2)$, where

$$\pi M_+(f) = \int_1^m \tan^{-1} \left\{ \frac{(m^2 - z^2)}{mk(z^2 - 1)} \right\}^{1/2} / \frac{dz}{z+f} \quad (30)$$

This function is derived exactly as in section 4 and its properties are very similar. We may now write down an expression for $\partial \omega_2 / \partial f_2$ which satisfies all the necessary conditions, and as before, we are only left with one constant to be determined. Thus

$$m^2 \pi \frac{\partial \omega_2}{\partial f_2} = \frac{B \exp M_+(m f_2)}{m \left[1 - \frac{i}{k} \left(\frac{1 - f_2^2}{m f_2^2 - 1} \right)^{1/2} \right]} \frac{\left(\frac{m f_2 - 1}{m f_2} \right)^{1/2}}{(1 - f_2^2)^{1/2} (f_2 - \sec \phi) (f_2 - 1)} \quad (31)$$

It is necessary to make $\partial \omega_2 / \partial f_2$ imaginary on the real f_2 -axis when $0 < f_2 < 1/m$ to avoid introducing branch points which give an incorrect solution. On applying the continuity conditions across OA we find that

$$\pi \frac{\partial \omega_1}{\partial f_1} = \frac{-i B \exp M_+(f_1) \left(1 - f_1 / f_1 \right)^{1/2}}{\left[1 + \frac{i}{m k} \left(\frac{m^2 - f_1^2}{1 - f_1^2} \right)^{1/2} \right] (1 - f_1^2)^{1/2} (f_1 - m \sec \phi) (f_1 - m)} \quad (32)$$

and this expression satisfies all the required conditions.

The constant B, which is found by the method of residues is given by the equation

$$B = 2 m^2 \exp -M_+(m \sec \phi) (\sec \phi - 1) \tan \phi \left[\frac{m \sec \phi + 1}{m \sec \phi - 1} \right]^{1/2} \quad (33)$$

This completes the description of the calculation of the velocity and condensation (or pressure) derivatives in the acoustic problem, when the angle of incidence, as shown in figure 5, lies in the range $0 < \phi < \pi/2$. The results are directly applicable to the electromagnetic problem in the magnetic mode, with a perfectly conducting half-plane provided that we take the constant k to define the ratio of the dielectric constants of the two media instead of the density ratio.

THE PERFECTLY ABSORBENT HALF-PLANE

When we consider the problem in which s vanishes at the surface of the half-plane, there is only a slight change in the method of solution. To satisfy this boundary condition the reflected pulse must annul instead of reinforce the incident pulse. The initial situation must be changed accordingly, as in figure 10. For the solution in hyperbolic region in the various cases we may refer to the figures 6, 7, and 8, if we reduce the amplitude of the disturbance behind the front ER by 2.

Within the elliptic regions the vanishing of s on $\theta = \pm\pi$ means that $\partial s / \partial \lambda = 0$ on the line $\lambda < c$, $\theta = \pm\pi$. Hence $\partial w / \partial f$ must be imaginary on the real axis for $-1 < f_1 < 0$. All the conditions of the problem may be satisfied by the expressions

$$\pi \frac{\partial w_1}{\partial f_1} = \frac{A \exp -L_+(f_1) \left(\frac{1-f_1}{f_1}\right)^{1/2}}{\left[1 + \frac{i}{mk} \left(\frac{f_1^2 - m^2}{1-f_1}\right)^{1/2}\right] (f_1 - m \sec \phi)(f_1 - 1)}, \quad (34)$$

and

$$m^{-1} k \pi \frac{\partial w_2}{\partial f_2} = \frac{A \exp -L_+(m f_2) \left(\frac{1-m f_2}{m f_2}\right)^{1/2}}{1 + \frac{1}{k} \left(\frac{1-f_2^2}{1-m f_2}\right)^{1/2} (f_2 - \sec \phi)(m f_2 - 1)} \quad (35)$$

No solution which has an imaginary part on the interface between the two elliptic regions is correct, since it must then, according to the continuity conditions 19, contain unwanted branch points in one medium or the other.

When $m \sec \phi > 1$ the constant A must take the value

$$2 m^{-1} \exp L_+(m \sec \phi) \tan \phi \left(\frac{m \sec \phi}{m \sec \phi + 1}\right)^{1/2}$$

When $m \sec \phi > 1$, total reflexion is expected, and when we use the method of residues to find the constant A and its relation to the jump across the front reflected on the interface, we find that this value for A is unchanged.

When $m > 1$ as in figure 8 the results in the elliptic regions are that

$$m^3 \pi \frac{\partial \omega_2}{\partial f_2} = A \exp M_+ (m f_2) \left(\frac{1 - f_2}{f_2} \right)^{1/2} \frac{1}{\left[1 - \frac{i}{k} \left(\frac{1 - f_2}{m^2 f_2^2 - 1} \right)^{1/2} \right] (f_2 - \sec \phi) (f_2 - 1)} \quad (37)$$

and

$$\pi \frac{\partial \omega_1}{\partial f_1} = A \exp M_+ (f_1) \left(\frac{m - f_1}{f_1} \right)^{1/2} \frac{1}{\left[1 + \frac{1}{mk} \left(\frac{m^2 - f_1^2}{1 - f_1^2} \right)^{1/2} \right] (f_1 - m \sec \phi) (f_1 - m)}$$

Here A must have the value

$$2 m^3 \tan \phi \left[\frac{\sec \phi (\sec \phi - 1)}{m^2 \sec^2 \phi - 1} \right]^{1/2} \exp - M_+ (m \sec \phi)$$

These results may also be used in the electromagnetic problem in the electric mode, with a perfectly conducting half-plane, if we take s to be the quantity $E_z / \mu c^2$ and if we replace the density ratio k by the ratio of the permeabilities μ of the two media.

CONCLUSION

By assuming dynamic similarity in the solution, we have found explicit formulae for the derivatives of the field components in a series of pulse diffraction problems. These results show clearly how the pulses are propagated and also how a refracted disturbance is set up even in the case of total reflexion. A most interesting result is that the dynamically similar solution for the problem of diffraction by a half-plane $r > 0$, $\theta = \pm\pi$ has the same form of solution on the half-plane $\theta = 0$ within the smaller sonic circle whether the media in the two regions $0 > \theta > -\pi$ and $0 < \theta < \pi$ have distinct properties or not. This statement is the immediate consequence of the fact that $\partial w / \partial t$ is either real in the absorbent half plane problem or pure imaginary in the other case. The results in the homogeneous medium follow directly from equations 11 and 13. Thus for the reflecting half-plane the pressure is constant, and for the absorbing half-plane the normal velocity vanishes on a steadily expanding section of the half-plane, $\theta = 0$.

The method described may also be used to analyze the case when the incident pulse passes into a medium in which the velocity of propagation depends on the direction of motion of the disturbance.

REFERENCES

- J. W. Craggs 1956 Proc. Roy. Soc. A. 237, 372
 1957 J. Fluid Mech. 3, 176.
- F. G. Friedlander 1948 Q J Mech. 4, 344.
 1958 Sound Pulses, Cambridge University Press
- J. B. Keller and A. Blank. 1951 Comm. Pure Applied Math. 4, 75.
- J. Meixner 1954 Res. Rep. E M 72. Inst. Math. Sci., New York University.
- G. N. Ward 1955 Linearized Theory of Steady High Speed Flow.
 Cambridge University Press.

uniform disturbance of amplitude 1

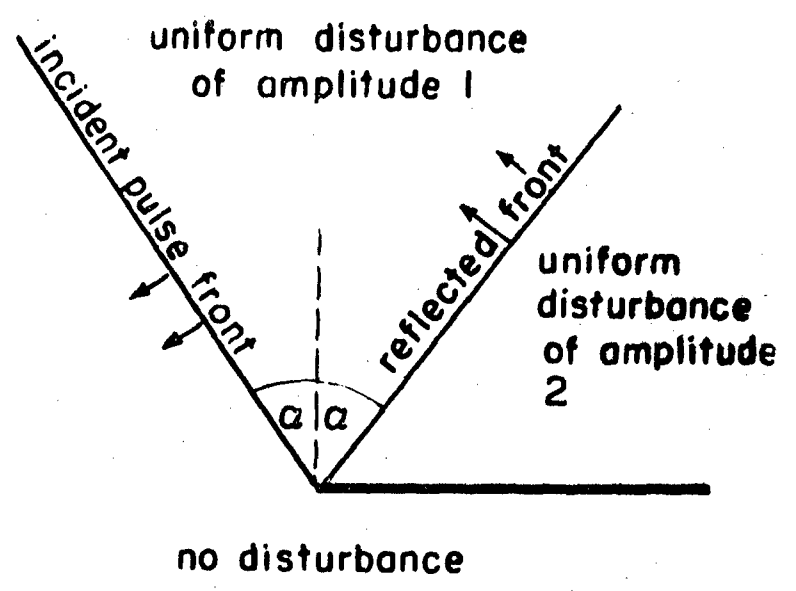
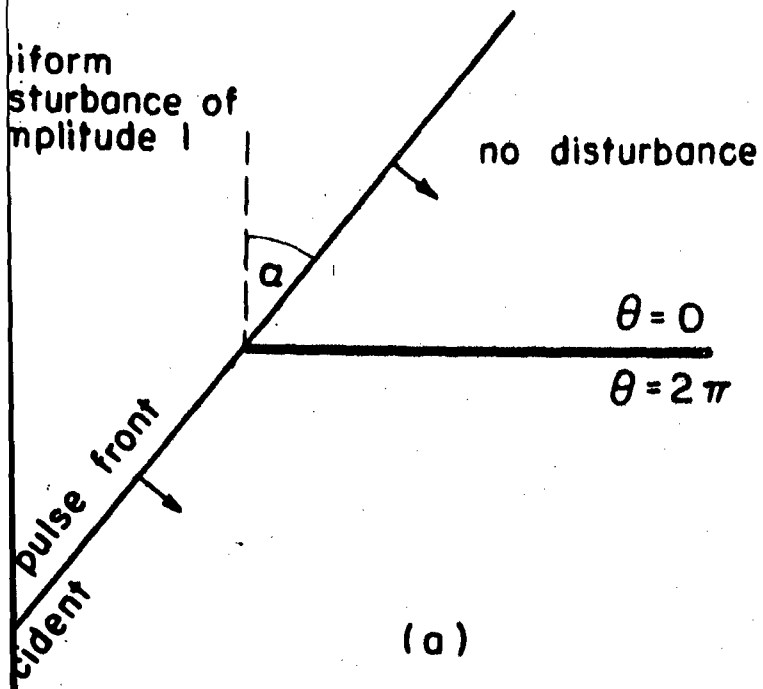


FIG. 1 INITIAL STATES IN THE DIFFRACTION OF A PULSE BY A REFLECTING HALF PLANE

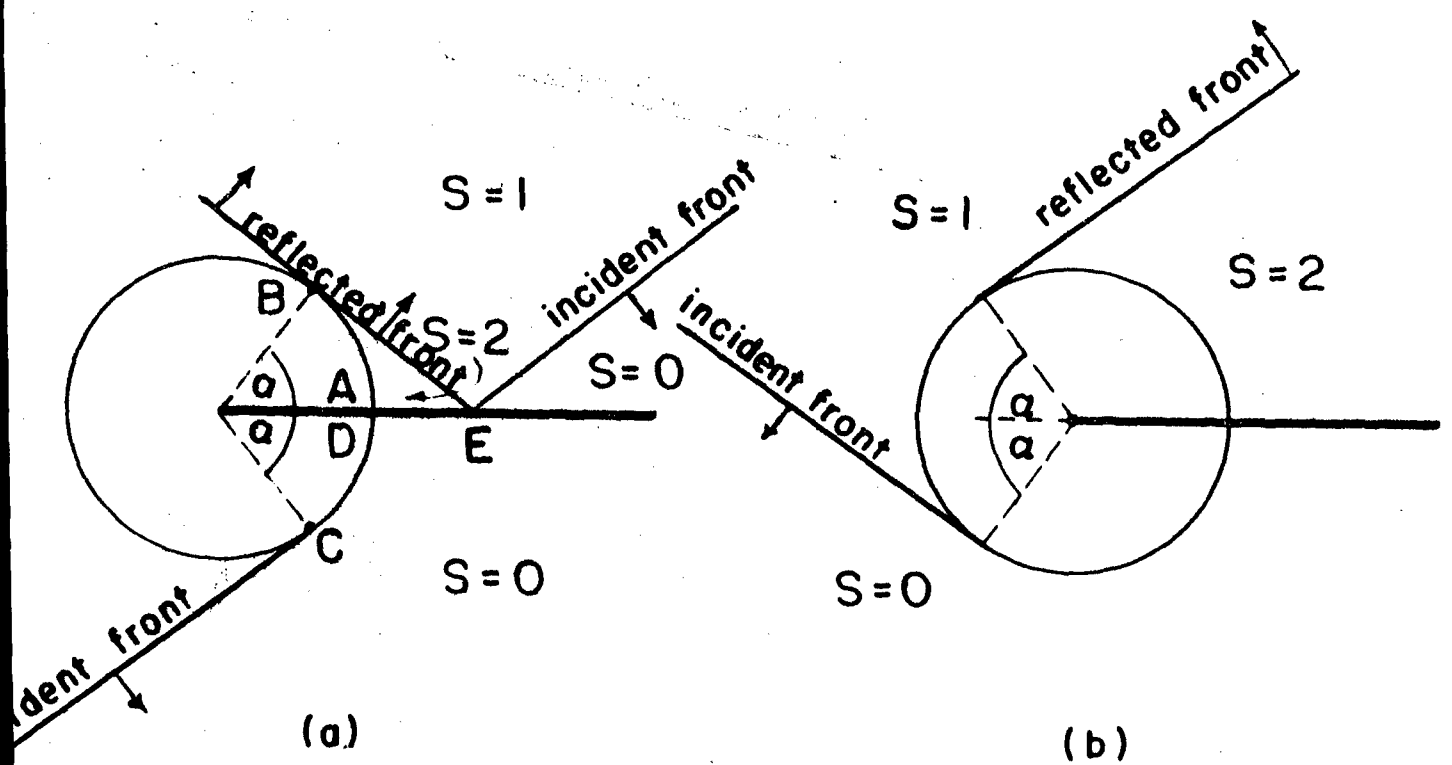


FIG. 2 THE SOLUTION IN THE HYPERBOLIC REGION OF THE (λ, θ) PLANE

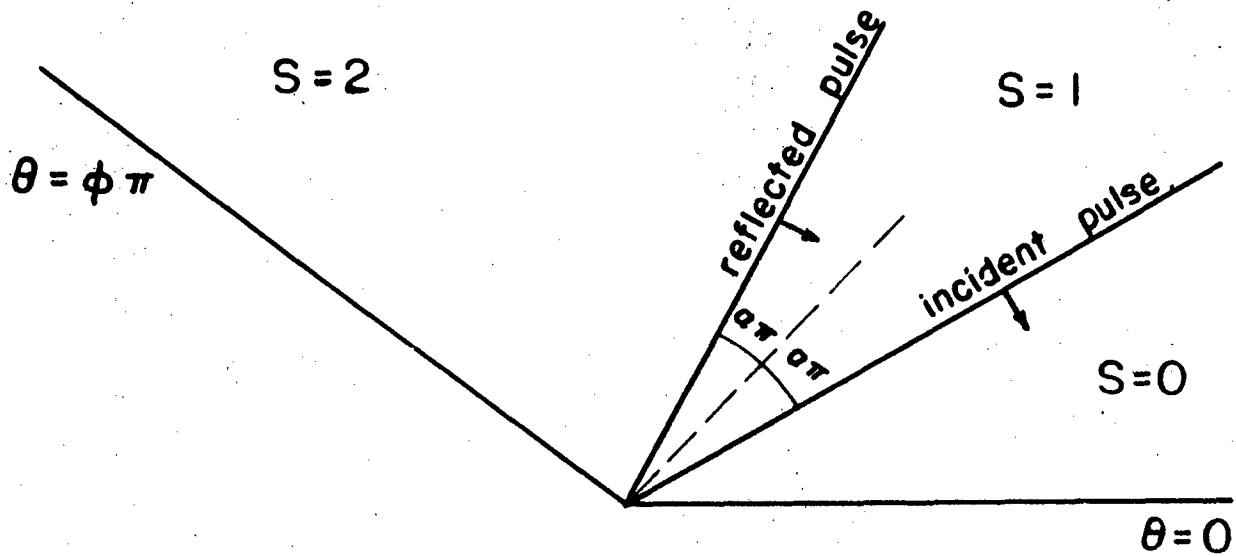


FIG. 3. THE INITIAL STATE IN THE WEDGE DIFFRACTION PROBLEM

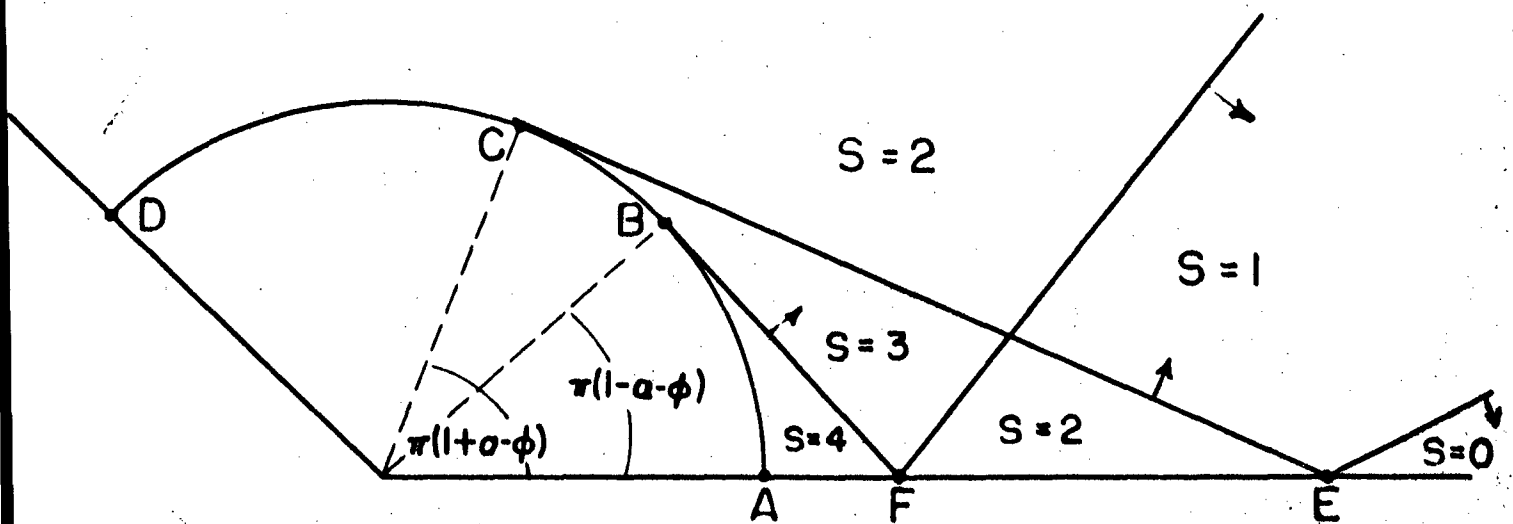


FIG. 4 THE SOLUTION IN THE HYPERBOLIC ORIGIN OF THE (λ, θ) PLANE

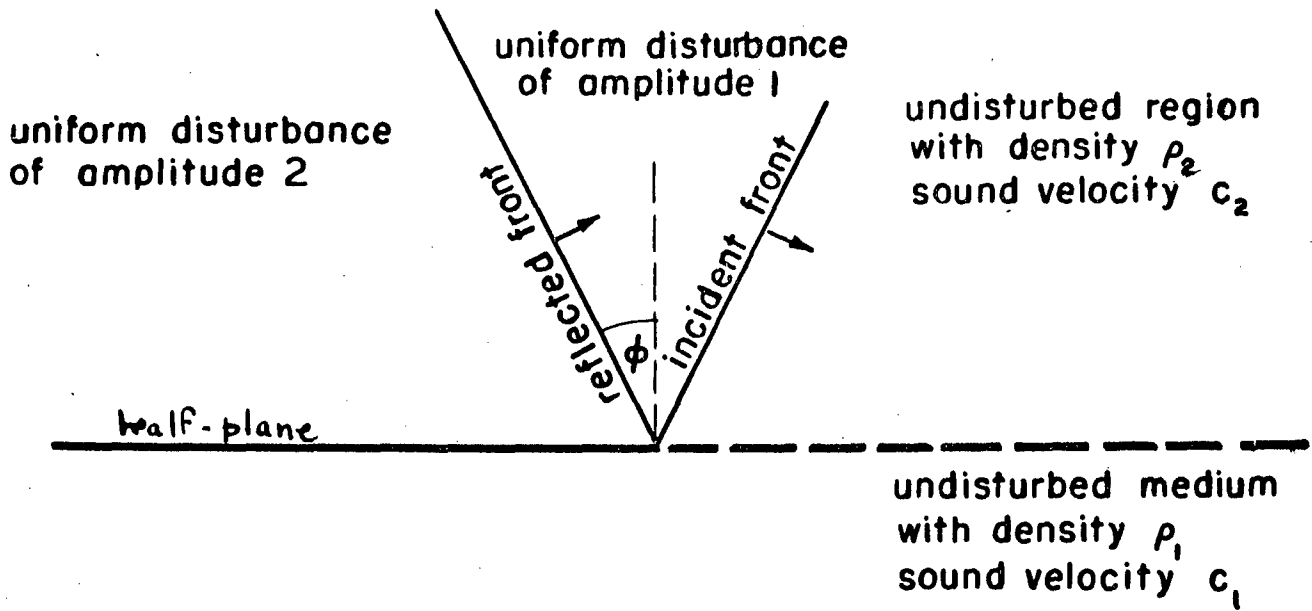


FIG. 5. THE INITIAL STATE IN THE DIFFRACTION AND REFRACTION OF A PULSE BY A PERFECTLY REFLECTING HALF-PLANE

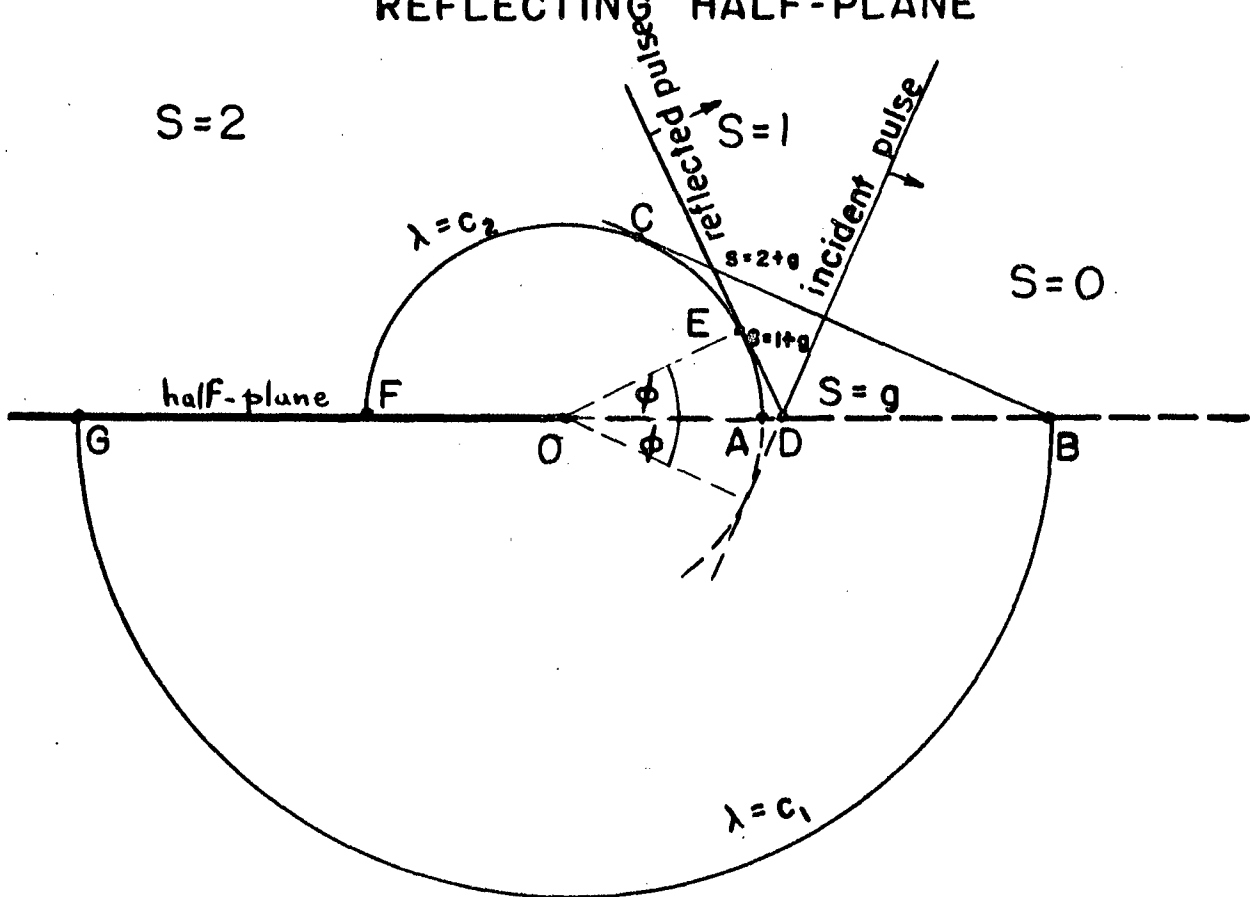


FIG. 6 THE SOLUTION IN THE HYPERBOLIC REGION OF THE (λ, θ) PLANE WITH $c_2 > c_1$, FOR SUB-CRITICAL INCIDENCE $c_2 \sec \phi < c_1$,

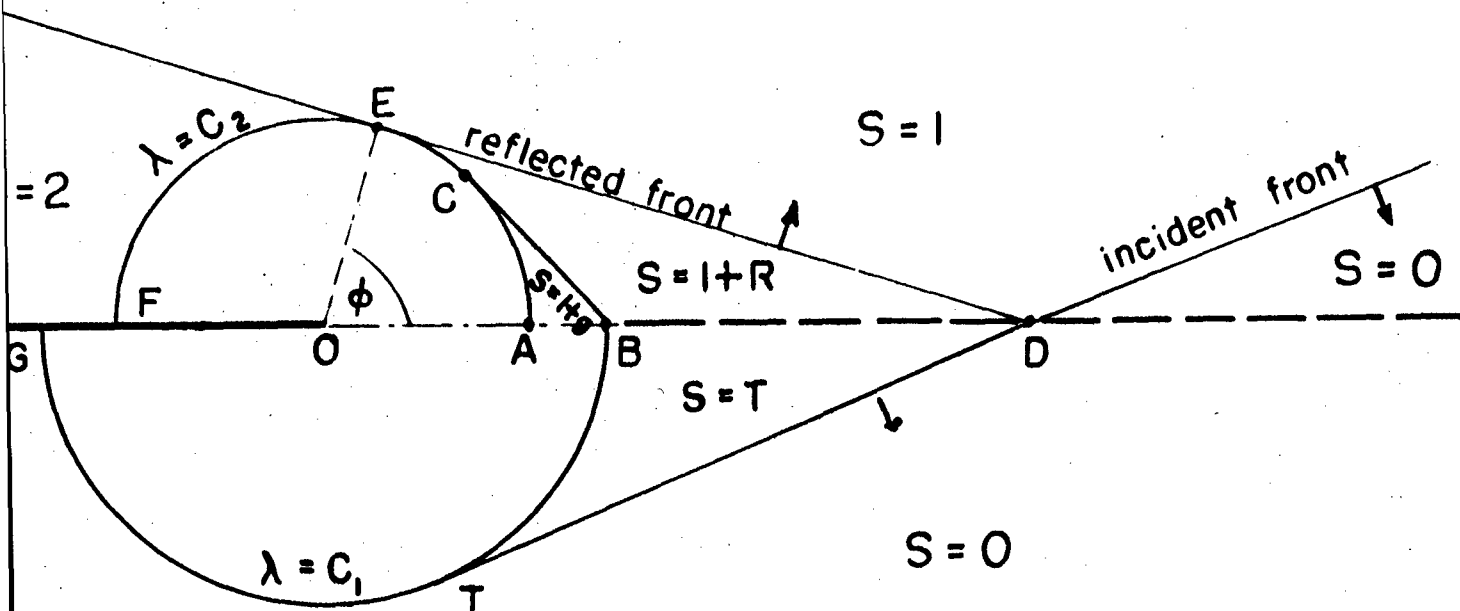


FIG. 7. THE SOLUTION IN THE REGION OF THE (λ, θ) PLANE WITH $c > c$ FOR SUPER-CRITICAL INCIDENCE $c_2 \cos \phi > c_1$

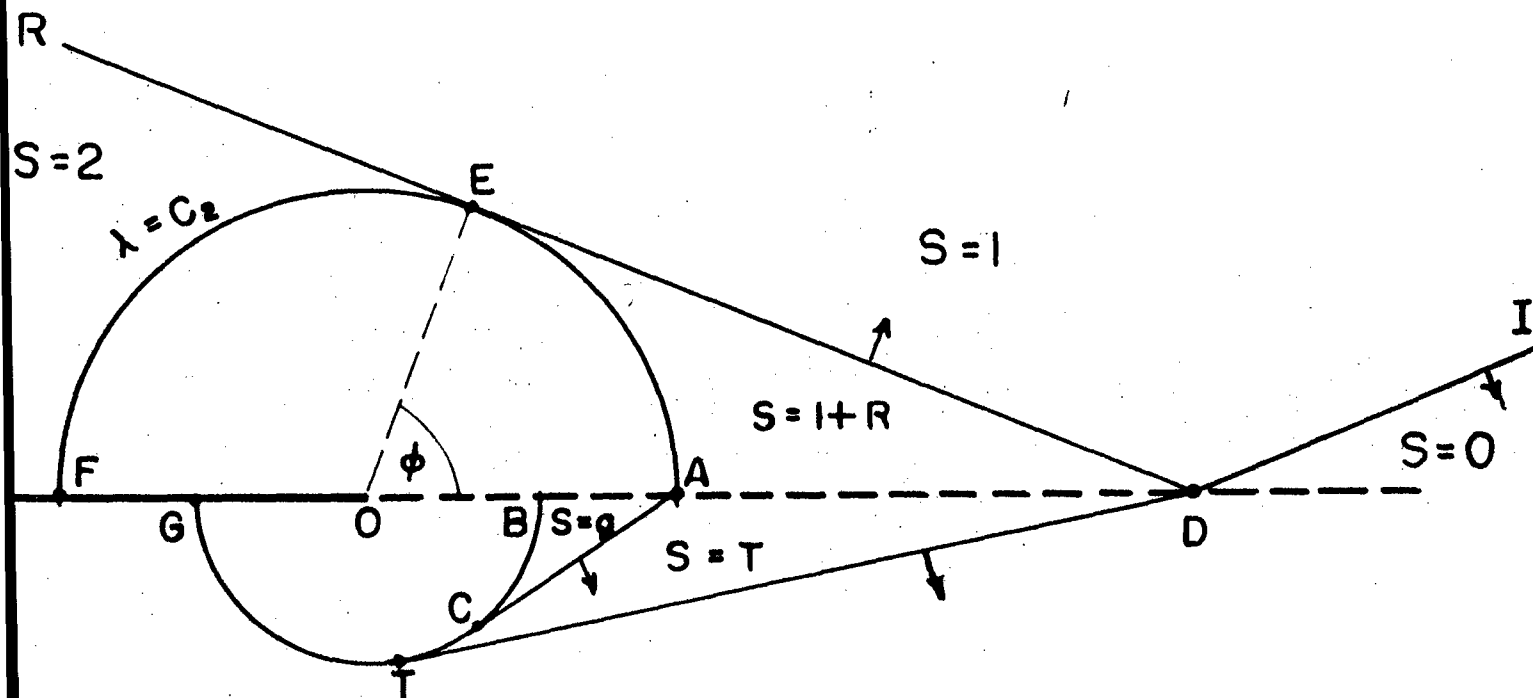


FIG. 8 THE SOLUTION IN THE HYPERBOLIC REGION OF THE (λ, θ) PLANE WITH $c_1 < c_2$

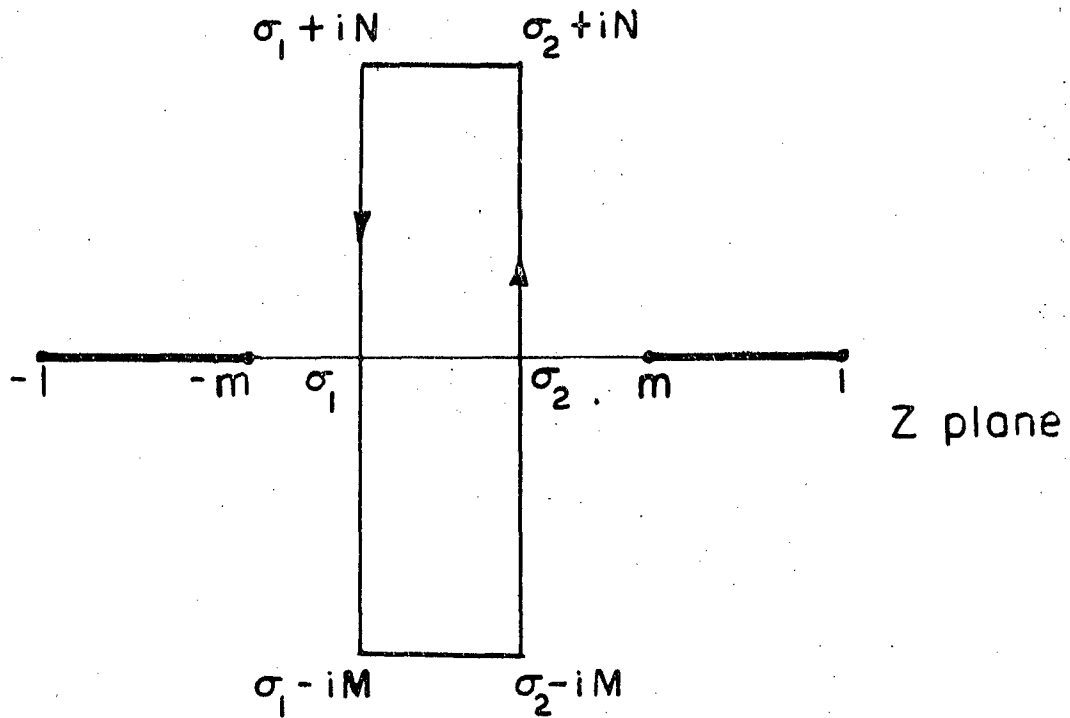


FIG. 9 THE CONTOUR C OF INTEGRATION IN THE COMPLEX Z-PLANE

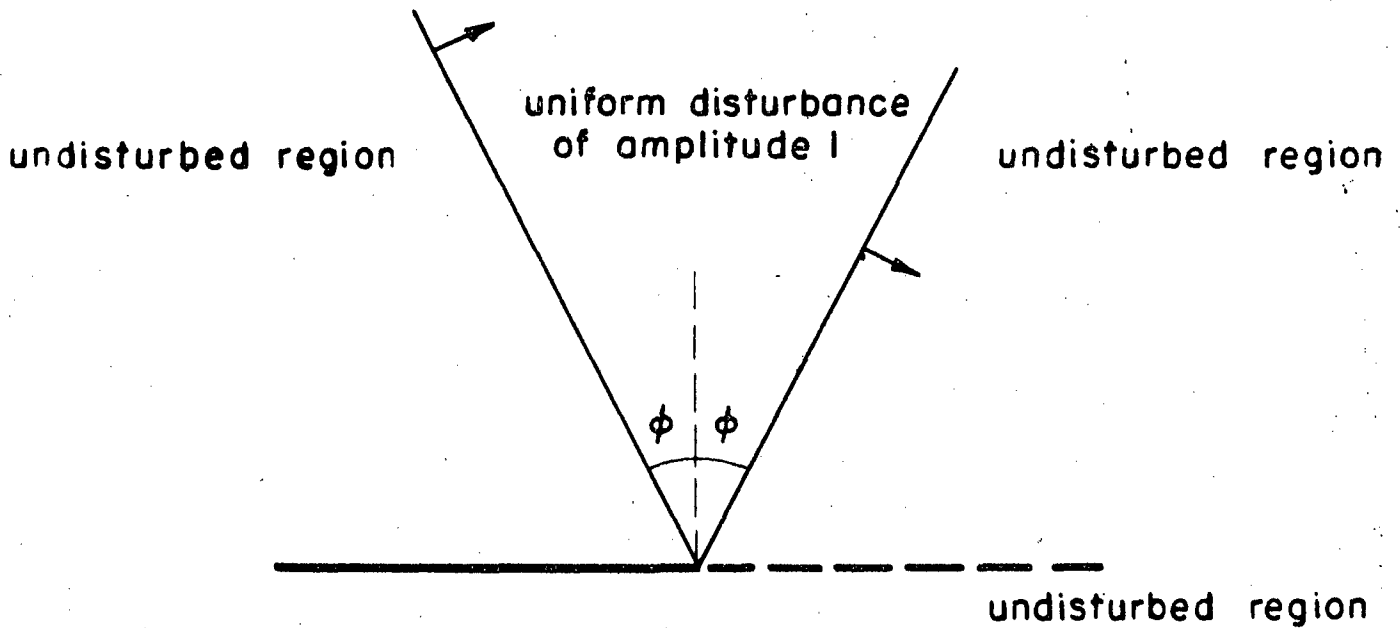


FIG. 10 THE INITIAL STATE FOR A PERFECTLY ABSORBING HALF-PLANE

LIST S-S

<u>Organization</u>	<u>No. of Copies</u>
Commander Air Research & Development Command Andrews Air Force Base Washington 25, D. C. ATTN: Major E. Wright, RDTCC	1
Commander Eglin Air Force Base Valpariso, Florida	1
Director Air University Library Maxwell Air Force Base, Alabama	1
Commander Air Force Missile Test Center Patrick Air Force Base, Florida ATTN: MU-411, Technical Library	1
Commander USAF Security Service ATTN: CLR San Antonio, Texas	1
Tactical Air Group Directorate of Research and Development, DCS/D Headquarters, USAF Washington, D. C. ATTN: Major R. E. Stell	1
Communications-Electronics Directorate ATTN: AFOAC-S/E, Hq. U. S. Air Force Washington 25, D. C.	1
Commander Wright Air Development Center ATTN: WCLRS-A, Mr. Portune Wright-Patterson Air Force Base, Ohio	1
Commander Wright Air Development Center Wright-Patterson Air Force Base, Ohio ATTN: WCLJA-2, Aeronautical Research Laboratory Research Division	1

<u>Organization</u>	<u>No. of Copies</u>
Commander Wright Air Development Center ATTN: N. Draganjac, WCLNQ-4 Wright-Patterson Air Force Base, Ohio	1
Commander Wright Air Development Center ATTN: Mr. Paul Springer, WCLRE-5 Wright-Patterson Air Force Base, Ohio	1
Commander Air Technical Intelligence Center ATTN: AFCIN-4Bia Wright-Patterson Air Force Base, Ohio	1
Commander Wright Air Development Center ATTN: Dr. C. A. Traenkle, WCLJH Wright-Patterson Air Force Base, Ohio	1
Commander Wright Air Development Center ATTN: D. H. Cartellano, WCRTR-4 Wright-Patterson Air Force Base, Ohio	1
Commander Rome Air Development Center ATTN: RCS&TL-1 Griffiss Air Force Base, New York	1
Commander Rome Air Development Center Griffiss Air Force Base, New York ATTN: Mr. Donald Dakan, RCUE	1
Commander Air Force Missile Development Center Holloman Air Force Base, New Mexico ATTN: Technical Library, MDGRT	1
Director U.S. Army Ordnance Ballistic Research Laboratories Aberdeen Proving Ground, Maryland ATTN: Ballistic Measurements Laboratory	1

<u>Organization</u>	<u>No. of Copies</u>
Ballistic Research Laboratories Aberdeen Proving Ground, Maryland ATTN: Technical Information Branch	1
Director Evans Signal Laboratory Belmar, New Jersey ATTN: Mr. O. C. Woodyard	1
U.S. Army Signal Engineering Laboratories Evans Signal Laboratory Belmar, New Jersey ATTN: Technical Document Center	1
Director Evans Signal Laboratory Belmar, New Jersey ATTN: S. Krevsky, Chief Microwave DF and Antenna Section	1
Commanding General, SIGFM/EL-PC U.S. Army Signal Engineering Labs. Fort Monmouth, New Jersey ATTN: Dr. Horst H. Kedesdy Dupty Chief, Chem-Physics Branch	1
Commander Army Rocket & Guided Missile Agency Redstone Arsenal, Alabama ATTN: Technical Library, ORDXR-OTL	4
Commanding General U.S. Army Signal Engineering Laboratories Fort Monmouth, New Jersey ATTN: SIGFM/EL-AT	1
Commander U.S. Army Signal Engineering Labs Fort Monmouth, New Jersey ATTN: Mr. F. J. Triola	1
Department of the Army Office of the Chief Signal Officer Washington 25, D. C. ATTN: Research & Development Division OCSigO	

AF 4561

INFORMATION LIBRARY
 U. S. ARMY ORDNANCE
 ABERDEEN PROVING GROUND, MD.
 ORDRG-LM

<u>Organization</u>	<u>No. of Copies</u>
Office of Chief Signal Officer Engineering & Technical Division Washington 25, D. C. ATTN: SIGNET-5	1
Armed Services Technical Information Agency Arlington Hall Station Arlington 12, Virginia	10
Library Boulder Laboratories National Bureau of Standards Boulder, Colorado	2
National Bureau of Standards Department of Commerce Washington 25, D. C. ATTN: Mr. A. G. McNish	1
National Bureau of Standards Department of Commerce Washington 25, D. C. ATTN: Gustave Shapiro, Chief Engineering Electronics Section Electricity and Electronics Division	1
Office of Technical Services Department of Commerce Washington 25, D. C. ATTN: Technical Reports Section	2
Director National Security Agency Washington 25, D. C. ATTN: R/D (331)	1
Hq. Air Force Cambridge Research Center Laurence G. Hanscom Field Bedford, Massachusetts ATTN: CROTLR - P. Condon	2
Hq. Air Force Cambridge Research Center Laurence G. Hanscom Field Bedford, Massachusetts ATTN: CROTLS - J. Armstrong	5

<u>Organization</u>	<u>No. of Copies</u>
Hq. Air Force Cambridge Research Center Laurence G. Hanscom Field Bedford, Massachusetts ATTN: CRRD - Carlyle J. Sletten ATTN: Contract Fields, CRRD	3 2
Director, Avionics Division (AV) Bureau of Aeronautics Department of the Navy Washington 25, D. C.	1
Commander U. S. Naval Air Missile Test Center Point Mugu, California ATTN: Code 366	1
Librarian U. S. Naval Postgraduate School Monterey, California	1
Director U. S. Naval Research Laboratory Washington 25, D. C. ATTN: Code 2027	1
Dr. J. I. Bohnert, Code 5210 U. S. Naval Research Laboratory Washington 25, D. C.	1
Chief of Naval Research Department of the Navy Washington 25, D. C. ATTN: Code 427	1
Commanding Officer and Director U. S. Navy Electronics Laboratory San Diego 52, California - ATTN: Code 2420 ATTN: Code 2744	1 1
Chief, Bureau of Ordnance Department of the Navy Surface Guided Missile Branch Washington 25, D. C. ATTN: Code ReS1-e	1

<u>Organization</u>	<u>No. of Copies</u>
Department of the Navy Bureau of Aeronautics Technical Data Division, Code 4106 Washington 25, D. C.	1
Commanding Officer U. S. Naval Development Center Johnsville, Pennsylvania ATTN: NADC Library	1
Commander U. S. Naval Air Test Center Patuxent River, Maryland ATTN: ET-315, Antenna Branch	1
Commanding Officer U. S. Naval Ordnance Laboratory Corona, California ATTN: Mr. W. Horenstein, Division 72	1
Airborne Instruments Laboratory, Inc. 160 Old Country Road Mineola, New York ATTN: Dr. E. G. Fubini, Director Research and Engineering Division	1
Aircom, Inc. 354 Main Street Winthrop, Massachusetts	1
Avion Division ACF Industries, Inc. 800 No. Pitt Street Alexandria, Virginia ATTN: Library	1
Battelle Memorial Institute 505 King Avenue ATTN: Wayne E. Rife, Project Leader Electrical Engineering Division Columbus 1, Ohio	1
Bell Aircraft Corporation Post Office Box One Buffalo 5, New York ATTN: Eunice P. Hazelton, Librarian	1

<u>Organization</u>	<u>No. of Copies</u>
Bell Telephone Laboratories, Inc. Whippany Laboratory Whippany, New Jersey ATTN: Technical Information Library	1
Bendix Radio Division Bendix Aviation Corporation E, Joppa Road Towson 4, Maryland ATTN: Dr. D. M. Allison, Jr. Director Engineering & Research	1
Bjorksten Research Laboratories, Inc. P. O. Box 265 Madison, Wisconsin ATTN: Librarian	1
Boeing Airplane Company Pilotless Aircraft Division P. O. Box 3707 Seattle 24, Washington ATTN: R. R. Barber, Library Supervisor	1
Boeing Airplane Company Seattle Division Seattle 14, Washington ATTN: E. T. Allen, Library Supervisor	1
Convair, A Division of General Dynamics Corp. Fort Worth, Texas ATTN: K. G. Brown, Division Research Librarian	1
Convair, A Division of General Dynamics Corp. San Diego 12, California ATTN: Mrs. Dora B. Burke, Engineering Librarian	1
Cornell Aeronautical Laboratory, Inc. 4455 Genesee Street Buffalo 21, New York ATTN: Librarian	1
Dalmo Victor Company A Division of Textron, Inc. 1515 Industrial Way Belmont, California ATTN: Mary Ellen Addems, Technical Librarian	1

<u>Organization</u>	<u>No. of Copies</u>
Dorne and Margolin, Inc. 29 New York Avenue Westbury, Long Island, New York	1
Douglas Aircraft Company, Inc. P. O. Box 200 Long Beach 1, California ATTN: Engineering Library (C-250)	1
Douglas Aircraft Co., Inc. 827 Lapham Street El Segundo, California ATTN: Engineering Library	1
Douglas Aircraft Company, Inc. 3000 Ocean Park Boulevard Santa Monica, California ATTN: Peter Duyan, Sr. Chief, Electrical/Electronics Section	1
Douglas Aircraft Company, Inc. 2000 North Memorial Drive Tulsa, Oklahoma ATTN: Engineering Library, D-250	1
Electronics Communication, Inc. 1830 York Road Timonium, Maryland	1
Emerson Electric Mfg. Co. 8100 West Florissant Avenue St. Louis 21, Missouri ATTN: Mr. E. R. Breslin, Librarian	1
Emerson Radio-Phonograph Corp. Emerson Research Laboratories 710 Lamont Street, N. W. Washington 10, D. C. ATTN: Mrs. R. Corbin, Librarian	1
Fairchild Aircraft Division Fairchild Eng. and Airplane Corp. Hagerstown, Maryland ATTN: Library	1

<u>Organization</u>	<u>No. of Copies</u>
Farnsworth Electronics Company 3700 East Pontiac Street Fort Wayne 1, Indiana ATTN: Technical Library	1
Federal Telecommunication Laboratories 500 Washington Avenue Nutley 10, New Jersey ATTN: Technical Library	1
General Electric Advanced Electronics Center Cornell University Ithaca, New York ATTN: J. B. Travis	1
General Electric Advanced Electronics Center Electronics Park Syracuse, New York ATTN: Documents Library, B. Fletcher Building 30143A	1
General Precision Laboratory, Inc. 63 Bedford Road Pleasantville, New York ATTN: Mrs. Mary G. Herbst, Librarian	1
Goodyear Aircraft Corp. 1210 Massillon Road Akron 15, Ohio ATTN: Library D/120 Plant A	1
Granger Associates Electronics Systems 966 Commercial Street Palo Alto, California ATTN: John V. N. Granger, President	1
Hughes Aircraft Company Antenna Department Microwave Laboratory Building 12, Room 2617 Culver City, California ATTN: M. D. Adcock	1
Hughes Aircraft Company Florence and Teale Street Culver City, California ATTN: Dr. L. C. Van Atta, Associate Director Research Laboratories	1

<u>Organization</u>	<u>No. of Copies</u>
Jansky and Bailey, Inc. 1339 Wisconsin Avenue, N. W. Washington 7, D. C. ATTN: Mr. Delmer C. Ports	1
Dr. Henry Jasik, Consulting Engineer 298 Shames Drive Brush Hollow Industrial Park Westbury, New York	1
Electromagnetic Research Corporation 711 14th Street, N. W. Washington 5, D. C.	1
Lockheed Aircraft Corporation 2555 N. Hollywood Way California Division Engineering Library Department 72-25, Plant A-1, Bldg. 63-1 Burbank, California ATTN: N. C. Harnois	1
The Martin Company P. O. Box 179 Denver 1, Colorado ATTN: Mr. Jack McCormick	1
The Martin Company Baltimore 3, Maryland ATTN: Engineering Library Antenna Design Group	1
National Research Council Radio & Electrical Engineering Division Ottawa, Ontario Canada ATTN: Dr. G. A. Miller, Head Microwave Section	1
McDonnell Aircraft Corporation Lambert Saint-Louis Municipal Airport Box 516, St. Louis 3, Missouri ATTN: R. D. Detrich, Engineering Library	1
Melpar, Inc, 3000 Arlington Boulevard Falls Church, Virginia ATTN: Engineering Technical Library	1

<u>Organization</u>	<u>No. of Copies</u>
Chance Vought Aircraft, Inc. 9314 West Jefferson Street Dallas, Texas ATTN: Mr. H. S. White, Librarian	1
Northrop Aircraft, Inc. Hawthorne, California ATTN: Mr. E. A. Freitas, Library Department 3145 1001 E. Broadway	1
North American Aviation, Inc. 12214 Lakewood Boulevard Downey, California ATTN: Engineering Library 495-115	1
North American Aviation, Inc. Los Angeles International Airport Los Angeles 45, California ATTN: Engineering Technical File	1
Page Communications Engineers, Inc. 710 Fourteenth Street, Northwest Washington 5, D. C. ATTN: Librarian	1
Philco Corporation Research Division Branch Library 4700 Wissachickon Avenue Philadelphia 44, Pennsylvania ATTN: Mrs. Dorothy S. Collins	1
Pickard and Burns, Inc. 240 Highland Avenue Needham 94, Massachusetts ATTN: Dr. J. T. DeBettencourt	1
Polytechnic Research and Development Co. Inc. 202 Tillary Street Brooklyn 1, New York ATTN: Technical Library	1
Radiation Engineering Laboratory Main Street Maynard, Massachusetts ATTN: Dr. John Ruze	1

<u>Organization</u>	<u>No. of Copies</u>
Radiation, Inc. P. O. Drawer 37 Melbourne, Florida ATTN: Technical Library, Mr. M. L. Cox	1
Radio Corp. of America RCA Laboratories Rocky Point, New York ATTN: P. S. Carter, Lab. Library	1
RCA Laboratories David Sarnoff Research Center Princeton, New Jersey ATTN: Miss Fern Cloak, Librarian	1
Radio Corporation of America Defense Electronic Products Building 10, Floor 7 Camden 2, New Jersey ATTN: Mr. Harold J. Schrader, Staff Engineer, Organization of Chief Technical Administrator	1
Ramo-Wooldridge Corporation P. O. Box 45453 Airport Station Los Angeles 45, California ATTN: Margret C. Whitnah, Chief Librarian Research and Development Library	2
Director, USAF Project RAND Via: Air Force Liaison Office The Rand Corporation 1700 Main Street Santa Monica, California	1
Rantec Corporation Calabasas, California ATTN: Grace Keener, Office Manager	1
Raytheon Manufacturing Company Missile Systems Division ATTN: Mr. Irving Goldstein Bedford, Massachusetts	1

<u>Organization</u>	<u>No. of Copies</u>
Raytheon Manufacturing Company Wayland Laboratory Wayland, Massachusetts ATTN: Miss Alice G. Anderson, Librarian	1
Air Force Plant Representative Republic Aviation Corporation Farmingdale, Long Island, New York ATTN: Engineering Library	1
Sanders Associates, Inc. 95 Canal Street Nashua, New Hampshire ATTN: Mr. Norman R. Wild	1
Sandia Corporation Sandia Base P. O. Box 5800 Albuquerque, New Mexico ATTN: Classified Document Division	1
Division of Sperry Rand Corporation Sperry Gyroscope Company Great Neck, Long Island, New York ATTN: Florence W. Turnbull, Engineering Librarian	1
Stanford Research Institute Menlo Park, California ATTN: Library, Engineering Division	1
Sylvania Electric Products, Inc. 100 First Avenue Waltham 54, Massachusetts ATTN: Charles A. Thornhill, Report Librarian Waltham Laboratories Library	1
Systems Laboratories Corporation 14852 Ventura Boulevard Sherman Oaks, California ATTN: Donald L. Margerum	1
TRG, Inc. 17 Union Square West New York 3, New York ATTN: M. L. Henderson, Librarian	1

<u>Organization</u>	<u>No. of Copies</u>
A. S. Thomas, Inc. 161 Devonshire Street Boston 10, Massachusetts ATTN: A. S. Thomas, President	1
Bell Telephone Laboratories Murray Hill New Jersey	1
Chu Associates P.O. Box 387 Whitcomb Avenue Littleton, Massachusetts	1
Raytheon Manufacturing Company Missile Division Hartwell Road Bedford, Massachusetts	1
Lockheed Aircraft Corporation Missile Systems Division Research Library Box 504, Sunnyvale, California ATTN: Miss Eva Lou Robertson, Chief Librarian	1
The Rand Corporation 1700 Main Street Santa Monica, California ATTN: W. C. Hoffman	1
Commander Af Office of Scientific Research Air Research and Development Command 14th Street and Constitution Avenue Washington, D. C. ATTN: Mr. Otting, SRY	1
Westinghouse Electric Corp. Electronics Division Friendship Int'l Airport Box 1897 Baltimore 3, Maryland ATTN: Engineering Library	1
Wheeler Laboratories, Inc. 122 Cutter Mill Road Great Neck, New York ATTN: Mr. Harold A. Wheeler	1

<u>Organization</u>	<u>No. of Copies</u>
University of California Berkeley 4, California ATTN: Dr. Samuel Silver, Prof. Engineering Science Division of Elec. Eng. Electronics Research Lab.	1
University of California Electronics Research Lab. 332 Cory Hall Berkeley 4, California ATTN: J. R. Whinnery	1
California Institute of Technology Jet Propulsion Laboratory 4800 Oak Grove Drive Pasadena, California ATTN: Mr. I. E. Newlan	1
California Institute of Technology 1201 E. California Street Pasadena, California ATTN: Dr. C. Papas	1
Carnegie Institute of Technology, Schenley Park Pittsburgh 13, Pennsylvania ATTN: Prof. A. E. Heins	1
Cornell University School of Electrical Engineering Ithaca, New York ATTN: Prof. G. C. Dalman	1
University of Florida Department of Electrical Engineering Gainesville, Florida ATTN: Prof. M. H. Latour, Library	1
Library Georgia Institute of Technology Engineering Experiment Station Atlanta, Georgia ATTN: Mrs. J. H. Crosland, Librarian	1
Harvard University Technical Reports Collection Gordon McKay Library, 303A Pierce Hall Oxford Street, Cambridge 38, Massachusetts ATTN: Librarian	1

<u>Organization</u>	<u>No. of Copies</u>
University of Illinois Documents Division Library Urbana, Illinois	1
University of Illinois College of Engineering Urbana, Illinois ATTN: Dr. P. E. Mayes, Department of Electrical Engineering	1
The Johns Hopkins University Homewood Campus Department of Physics Baltimore 18, Maryland ATTN: Dr. Donald E. Kerr	1
Sandia Corporation ATTN: Organization 1423 Sandia Base Albuquerque, New Mexico	1
Applied Physics Laboratory The Johns Hopkins University 8621 Georgia Avenue Silver Spring, Maryland ATTN: Mr. George L. Seielstad	1
Massachusetts Institute of Technology Research Laboratory of Electronics Room 20B-221 Cambridge 39, Massachusetts ATTN: John H. Hewitt	1
Massachusetts Institute of Technology Lincoln Laboratory P.O.Box 73 Lexington 73, Massachusetts ATTN: Document Room A-229	1
University of Michigan Electronic Defense Group Engineering Research Institute Ann Arbor, Michigan ATTN: J. A. Boyd, Supervisor via: Facility Security Officer	1

<u>Organization</u>	<u>No. of Copies</u>
University of Michigan Engineering Research Institute Willow Run Laboratories Willow Run Airport Ypsilanti, Michigan ATTN: Librarian via: Facility Security officer	1
University of Minnesota Minneapolis 14, Minnesota ATTN: Mr. Robert H. Stumm, Library	1
New York University Institute of Mathematical Sciences Room 802, 25 Waverly Place New York 3, New York ATTN: Professor Morris Kline	1
Northwestern University Microwave Laboratories Evanston, Illinois ATTN: R. E. Beam	1
Ohio State University Research Foundation 1314 Kinnear Road Columbus 8, Ohio ATTN: Dr. T. E. Tice Department of Electrical Engineering	1
The University of Oklahoma Research Institute Norman, Oklahoma ATTN: Prof. C. L. Farrar, Chairman Electrical Engineering	1
Polytechnic Institute of Brooklyn Microwave Research Institute 55 Johnson Street Brooklyn, New York ATTN: Dr. Arthur A. Oliner	1
Polytechnic Institute of Brooklyn Microwave Research Institute 55 Johnson Street Brooklyn, New York ATTN: Mr. A. E. Laemmel	1

<u>Organization</u>	<u>No. of Copies</u>
Syracuse University Research Institute Collendale Campus Syracuse 10, New York ATTN: Dr. C. S. Grove, Jr. Director of Engineering Research	1
The University of Texas Electrical Engineering Research Laboratory P.O. Box 8026, University Station Austin 12, Texas ATTN: Mr. John R. Gerhardt Assistant Director	1
The University of Texas Defense Research Laboratory Austin, Texas ATTN: Claude W. Horton, Physics Library	1
University of Toronto Department of Electrical Engr. Toronto, Canada ATTN: Prof. G. Sinclair	1
Lowell Technological Institute Research Foundation P.O.Box 709, Lowell, Massachusetts ATTN: Dr. Charles R. Mingins	1
University of Washington Department of Electrical Engineering Seattle 5, Washington ATTN: G. Held, Associate Professor	1
Stanford University Stanford, California ATTN: Dr. Chodorow Microwave Laboratory	1
Physical Science Laboratory New Mexico College of Agriculture and Mechanic Arts State College, New Mexico ATTN: Mr. H. W. Haas	1
Brown University Department of Electrical Engineering Providence, Rhode Island ATTN: Dr. C. M. Angulo	1

<u>Organization</u>	<u>No. of Copies</u>
Case Institute of Technology Cleveland, Ohio ATTN: Prof. S. Seeley	1
Columbia University Department of Electrical Engineering Morningside Heights New York, New York ATTN: Dr. Schlesinger	1
McGill University Montreal, Canada ATTN: Prof. G. A. Woonton Director, The Eaton Electronics Research Lab.	1
Purdue University Department of Electrical Engineering Lafayette, Indiana ATTN: Dr. Schultz	1
The Pennsylvania State University Department of Electrical Engineering University Park, Pennsylvania	1
University of Pennsylvania Institute of Cooperative Research 3400 Walnut Street Philadelphia, Pennsylvania ATTN: Dept. of Electrical Engineering	1
Electronics Research Laboratory Illinois Institute of Technology 3300 S. Federal Street Chicago 16, Illinois ATTN: Dr. George I. Cohn	1
University of Tennessee Ferris Hall W. Cumberland Avenue Knoxville 16, Tennessee	1
University of Wisconsin Department of Electrical Engineering Madison, Wisconsin ATTN: Dr. Scheibe	1

<u>Organization</u>	<u>No. of Copies</u>
Seattle University Department of Electrical Engineering Broadway and Madison Seattle 22, Washington ATTN: D. K. Reynolds	1
Dr. H. Unz University of Kansas Electrical Engineering Department Lawrence, Kansas	1
Illinois Institute of Technology Technology Center Department of Electrical Engineering Chicago 16, Illinois ATTN: Paul C. Yuen Electronics Research Laboratory	1
Advisory Group on Electronic Parts Room 103, Moore School Building 200 South 33rd Street Philadelphia 4, Pennsylvania	1