

UNCLASSIFIED

AD 272 986

*Reproduced
by the*

ARMED SERVICES TECHNICAL INFORMATION AGENCY
ARLINGTON HALL STATION
ARLINGTON 12, VIRGINIA



UNCLASSIFIED

NOTICE: When government or other drawings, specifications or other data are used for any purpose other than in connection with a definitely related government procurement operation, the U. S. Government thereby incurs no responsibility, nor any obligation whatsoever; and the fact that the Government may have formulated, furnished, or in any way supplied the said drawings, specifications, or other data is not to be regarded by implication or otherwise as in any manner licensing the holder or any other person or corporation, or conveying any rights or permission to manufacture, use or sell any patented invention that may in any way be related thereto.

MEMORANDUM REPORT

M62-13-1

SOME ELEVATED TEMPERATURE TENSILE PROPERTIES
OF NONFERROUS ALLOYS
MELTING IN THE RANGE 300° TO 1100° F

by

L. M. SMITH

Ordnance Project TB4-002
DA Project 5B93-32-003

December 1961

ASTIA
RECEIVED
MAR 12 1962
RECEIVED
ASTIA D.

CATALOGED BY ASTIA
AS AD NO. 272986
T R O P I C A N I C E M E T

REPORT M62-13-1



FRANKFORD ARSENAL

PHILADELPHIA 37, PA

FRANKFORD ARSENAL
Philadelphia 37, Pa.

MEMORANDUM REPORT M62-13-1
December 1961
Ordnance Project TB4-002
DA Project 5B93-32-002

SOME ELEVATED TEMPERATURE TENSILE PROPERTIES
OF NONFERROUS ALLOYS
MELTING IN THE RANGE 300° TO 1100° F

Prepared by:

L. M. Smith

L. M. SMITH
Metallurgist

Reviewed by:

C. J. Porembski

C. J. POREMBSKI
Chief
Mechanical Metallurgy Section

H. Markus

H. MARKUS
Director
Metallurgy Research Laboratory

Approved by:

A. L. Jamieson

A. L. JAMIESON
Deputy Chief
Research Division

ABSTRACT

A survey of literature was conducted to compile data on the elevated temperature properties of alloys melting in the range of 300° to 1100° F. A majority of the data found pertained to tin alloys with alloys of lead, aluminum, cadmium, magnesium, and zinc, following in that order. The elevated temperature tensile properties of a total of 64 alloys and 2 pure metals are given in this compilation.

INTRODUCTION

The rapidly changing character of this country's defense requirements over the past few years has caused an ever increasing demand for new and better materials, as well as an expansion in the list of applications for standard engineering materials. In the latter category, this has created a parallel need for a more complete knowledge of metal properties, oftentimes for the purpose of fulfilling unique conditions of service. A recent requirement for information of this type has developed from consideration of comparatively low melting point materials for utilization in a structural application. Frankford Arsenal was requested, in this connection, to survey and compile existing data on the elevated temperature properties of alloys melting in the range of 300^o to 1100^o F.

PROCEDURE

The data contained in this report were gathered through a survey of existing literature and cover the elevated temperature properties of 63 different alloys and 2 pure metals. During the course of the survey it was found that there were many low melting temperature alloys within the scope of this report for which no elevated temperature tensile property data exist. The reasons for this lack of data may be explained as follows:

a. The primary use of many of the alloys is in the nature of bearing materials. In this respect, compression data are of greater interest and thus only these data were published.

b. Many of the alloys lose all semblance of their room temperature strength at slightly elevated temperatures.

RESULTS

The bulk of the data was found to exist on tin alloys, with alloys of lead, aluminum, cadmium, magnesium, and zinc following, in that order. Several alloys of aluminum and magnesium have melting points slightly in excess of the upper limit of 1100^o F. These alloys were, nevertheless, included in the survey.

The data for all but the aluminum alloys are compiled in Tables I through V, and data for the latter are plotted graphically in Figures 1 through 6. Inclusion or omission of certain data was based on the following considerations:

a. Yield Strength - for many of the alloys, no true yield strength exists; in other cases, the yield strength becomes undefinable at an elevated temperature. This explains the absence of yield strength data for many of the alloys listed.

b. Hardness - These data were generally sparse and thus were omitted entirely from this compilation.

c. Melting Point - Melting point temperatures were generally available, with the exception of those for ternary and quaternary alloys of tin. Rough approximations of the melting points of these alloys were made from binary and ternary phase diagrams (where the effect of one constituent on the liquidus temperature was not known). These alloys were listed when the melting points so determined were considered to be within the range of interest. A determination of the melting point of these alloys can be made from cooling temperature vs time curves of specially prepared alloy melts.

d. Miscellaneous - Information on material form, the rate of straining, time at temperature prior to testing, etc., have been included whenever this information was available in the literature.

In the utilization of the data on any of the alloys covered in this report, careful attention should be paid to the units of elongation. These units may be given in (a) percent in 2 inches, (b) percent in 0.866 inch, (c) percent in an unspecified length, (d) percent on $4\sqrt{\text{area}}$.

TABLE I. Elevated Temperature Tensile Properties of Tin and some of its Alloys

Commercial Designation	% Sn	% Principal Alloying Elements					Melting Point (°F)	Test Temp (°F)	Strength (Kips)		Elongation (% in 2 in.)*	Remarks
		Ag	Cd	Cu	Pb	Sb			Tensile	Yield		
Pure	100						450	59	2.17		75 ^a	Rate of straining: 0.4 in./in./min
		122	1.79		85 ^a							
		212	1.59		55 ^a							
		302	1.09		55 ^a							
		392	0.65		45 ^a							
Alloy 2	89	3.5		7.5		669	68	11.20		18 ^b	Chill cast	
							120	9.20		24 ^b		
							212	6.50		23 ^b		
							300	4.00		32 ^b		
							345	2.90		38 ^b		
-	60			40		374	67	8.1		50		
							302	2.0		140		
-	87	10	3			n/a ^c	302	6.1		19		
-	83	10	7			n/a	68	17.7		6		
							302	7.4		19		
-	80	10	10			n/a	68	18.8		3		
							302	7.4		14		
-	77	10	13			n/a	68	21.0		2		
							302	7.8		9		
-	84	13	3			n/a	302	6.3		23		
-	77	13	10			n/a	68	20.7		3		
							302	7.8		12		
-	74	13	13			n/a	68	21.7		2		
							302	8.1		8		
-	73	17	10			n/a	68	21.2		2		
							302	7.5		16		
-	70	17	13			n/a	68	21.6		3		
							302	8.1		7		
-	70	20	10			n/a	68	20.6		4		
							302	7.4		17		
-	94	5	1			n/a	302	4.4		44		
-	92	5	3			n/a	302	5.7		24		
-	90	5	5			n/a	302	5.9		24		
-	88	5	7			n/a	302	6.2		20		
-	85	5	10			n/a	68	17.9		5		
							302	7.1		17		
-	82	5	13			n/a	68	20.2		3		
							302	7.2		10		
-	90	7	3			n/a	302	6.0		18		

* except as noted
(a) % in 0.866 inches
(b) % in $4\sqrt{\text{Area}}$
(c) not available

TABLE I. Elevated Temperature Tensile Properties of Tin and some of its Alloys (Cont')

Commercial Designation	% Sn	% Principal Alloying Elements					Melting Point (°F)	Test Temp (°F)	Strength (Kpsi)		Elongation (% in 2 in.)*	Remarks
		Ag	Cd	Cu	Pb	Sb			Tensile	Yield		
-	86		7	7			n/a	302	6.5		23	
-	83		7	10			n/a	68 302	17.7 7.2		6 10	
-	80		7	13			n/a	68 302	19.7 7.5		3 10	
-	77		13	5		5	n/a	68 302	23.5 6.5		5 27	
-	72		13	10		5	n/a	68 302	25.2 6.5		2 27	
-	71.5	0.5	13	10		5	n/a	68 302	24.6 7.2		2 14	
-	76.5	0.5	13	5		5	n/a	68 302	23.1 7.3		5 20	
-	76.5	0.5	13	10			n/a	302	8.1		14	
-	92.4			3.5	0.3	3.8	n/a	64 122 212 302 347	9.5 8.1 5.3 3.8 2.7	7.6 6.4 4.4 2.6 1.6	20 ^b 26 ^b 25 ^b 32 ^b 26 ^b	Strain rate: 0.013 in./min; Rod, chill cast from 840° F.
-	91.4		1	3.5	0.3	3.8	n/a	64 122 212 302 347	14.4 11.0 7.7 4.3 3.0	11.2 8.1 5.7 2.9 1.9	9 ^b 16 ^b 20 ^b 45 ^b 63 ^b	As above; chill cast from 1020° F.
-	89.2			3.2	0.5	7.1	n/a	68 122 212 302 347	11.2 9.2 6.5 4.0 2.9	8.2 6.6 4.8 2.5 1.6	18 ^b 24 ^b 23 ^b 32 ^b 38 ^b	As above; chill cast from 750° F.
-	85.6			4.2	0.3	9.9	n/a	64 122 212 302 347	13.2 11.1 8.1 4.9 3.1	10.5 8.6 6.2 3.9 2.5	13 ^b 17 ^b 23 ^b 33 ^b 52 ^b	As above; chill cast from 840° F.
-	84.6		1.0	4.2	0.3	9.9	n/a	64 122 212 302 347	16.2 13.2 8.0 5.0 4.0	13.0 10.0 6.4 2.6 1.9	8 ^b 13 ^b 23 ^b 29 ^b 45 ^b	As above; chill cast from 1020° F.
-	82			4	4	10	n/a	68 122 212 302 347	13.9 10.2 6.5 3.5 2.2	9.9 7.1 5.0 2.2 1.2	16 13 18 21 33	Strain rate: 0.013 in./min; chill cast from 840° F.

* except as noted
(a) % in 0.866 inch
(b) % in 4√Area
(c) not available.

TABLE II. Elevated Temperature Tensile Properties of Lead and some of its Alloys

Commercial Designation	% Pb	Principal Alloying Elements (%)				Melting Point (°F)	Test Temp (°F)	Tensile Strength (Kips)	Elongation (%)	Remarks
		As	Cu	Sb	Sn					
Pure	100				621	68	1.92	31	Cast and annealed at 212°F	
						180	1.14	24		
						302	0.71	33		
						383	0.57	20		
						509	0.28	20		
SAE 13	85			10	5	493	75	10.0	5	Chill cast
							212	4.9	30	
SAE 14	75			15	10	514	75	10.5	4	Chill cast
							212	5.5	25	
							300	3.0	52	
SAE 15	83	1		15	1	667	75	10.4	2	Chill cast
							212	6.4	9	
							300	3.7	26	
							392	1.3	95	
"G" Babbitt	83.5	3		12.25	0.75	595	75	9.8	1.5	Chill cast
							212	6.7	4.0	
							300	4.2	10.0	
							392	1.9	70.0	
Alloy 8	80			15	5	522	64	11.2	8	Chill cast from 840°F; rate of straining: 0.013 in./min.
							122	9.4	18	
							212	5.8	35	
							302	2.9	66	
							347	1.6	100	
ASTM-5B	95				5	595	77	3.2	55	
							302	1.5	65	
ASTM-20B	80				20	531	75	5.4	25	
							212	1.9	70	
ASTM-70A	70				30	496	75	6.2	40	
							212	1.9	120	
ASTM-50 A, 50B	50				50	421	77	7.0	60	
							302	1.9	145	
-	90				10	570	77	4.1	35	
							302	2.1	45	
-	85				15	550	75	4.9	15	
							212	2.0	20	
-	60				40	460	75	6.0	60	
							212	1.9	140	
-	48.7	1		10.5	39.8	n/a	75	10.6	16 ^a	Chill cast from 840°F. rate of straining: 0.013 in./min
							100	8.0	18 ^a	
							200	4.5	33 ^a	
							300	1.3	85 ^a	

^aon $4\sqrt{\text{area}}$

TABLE III. Elevated Temperature Tensile Properties of some Cadmium Alloys

Commercial Designation	Principal Alloying Elements (%)			Melting Point* (°F)	Test Temp (°F)	Tensile Strength (Kips)	Elongation (% in 2 in.)	Remarks
	Ag	Cu	Ni					
-			1.3	752	82 212 392 572	16.4 10.5 3.3 0.6	19 36 111 162	Cast
-			3.0	860	82 212 392 572	22.9 14.3 3.3 0.7	6 13 65 213	Cast
-	2	0.5		700	Room 212 300 400	18.0 12.0 8.0 4.4	50 - - 68	Cast
-	5.0			752	Room 300 425 500	16.4 4.4 2.6 1.7	31 94 94 22	Rod, 1/4 in. dia

*Approximate

TABLE IV. Elevated Temperature Tensile Properties of some Magnesium Alloys

Commercial Designation	Principal Alloying Elements (%)			Melting Point (°F)	Test Temp (°F)	Strength (Kips)		Elongation (%)	Remarks
	Al	Mn	Zn			Tensile	Yield		
AM100A-T6	10	0.10	0.30	1100	Room 300 400 500 600 700	40.0 24.0 24.0 12.0 8.5 5.5	22.0 ^a 9.0 6.5 4.0 2.5 1.5	1 4 25 45 60 00	
AZ91C-T6	8.7	0.13	0.7	1105	70 300 400	40.0 27.0 17.0	21.0 14.0 12.0	6 40 40	
AZ92A-T4	9.0	0.10	2	1100	72 200 300 400 500	40.0 40.0 26.0 17.0 11.0	14.0 - - - -	10 8 40 41 52	160 days at temp. 160 days at temp. 160 days at temp. 40 days at temp.

^a0.2% offset

TABLE V. Elevated Temperature Tensile Properties of some Zinc Alloys

Commercial Designation	Principal Alloying Elements (%)			Melting Point (°F)	Test Temp (°F)	Tensile Strength (Kips)	Elongation (% in 2 in.)	Remarks
	Al	Cu	Mg					
AG40A	3.9	0.25	0.06	728	70 140 203	41.0 35.5 28.3	10 16 30	Die cast
AG41A	3.9	1.0	0.06	727	70 104 203	47.6 42.9 35.1	7 13 23	Die cast

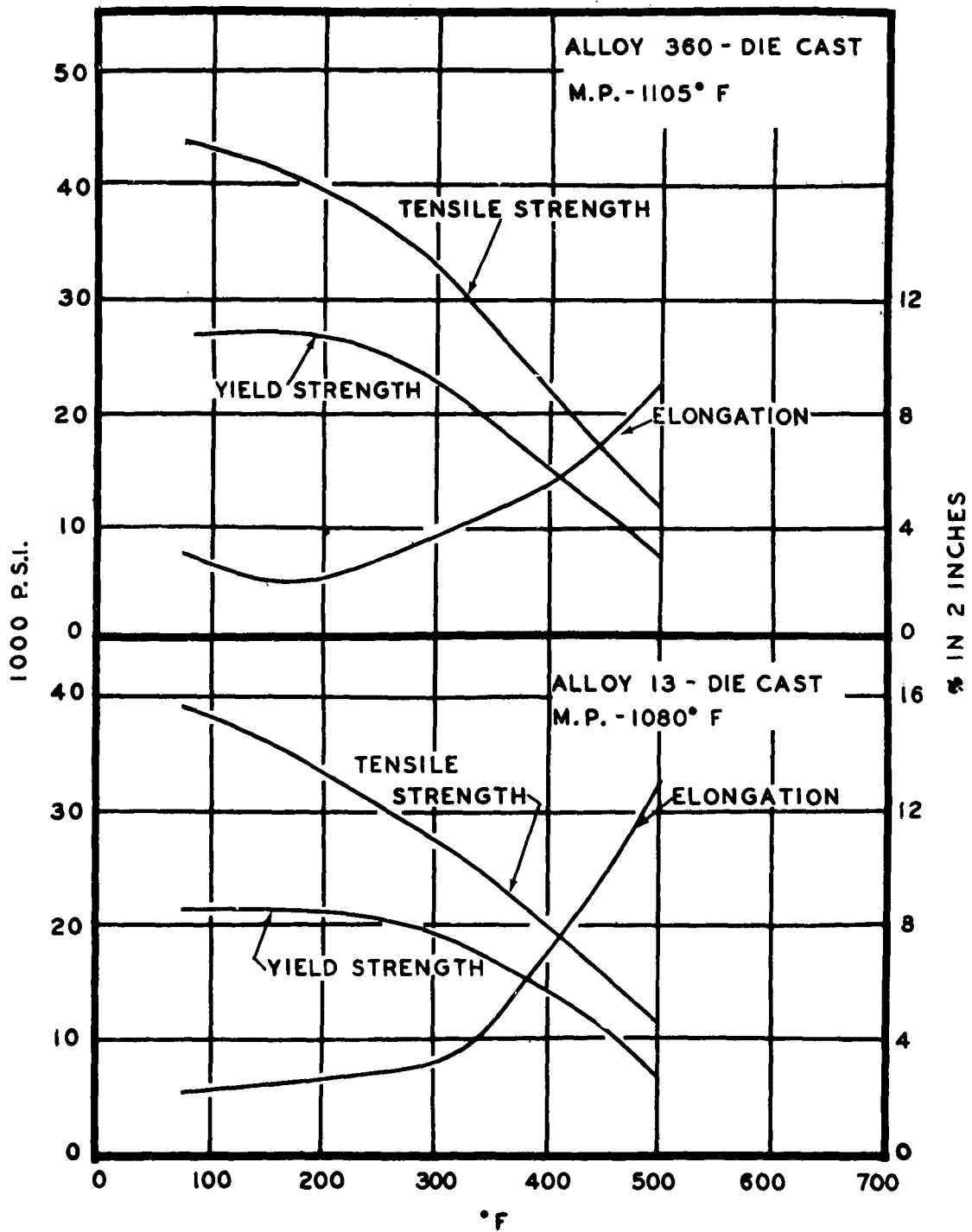


Figure 1. Elevated Temperature Tensile Properties of Aluminum Alloys 360 and 13

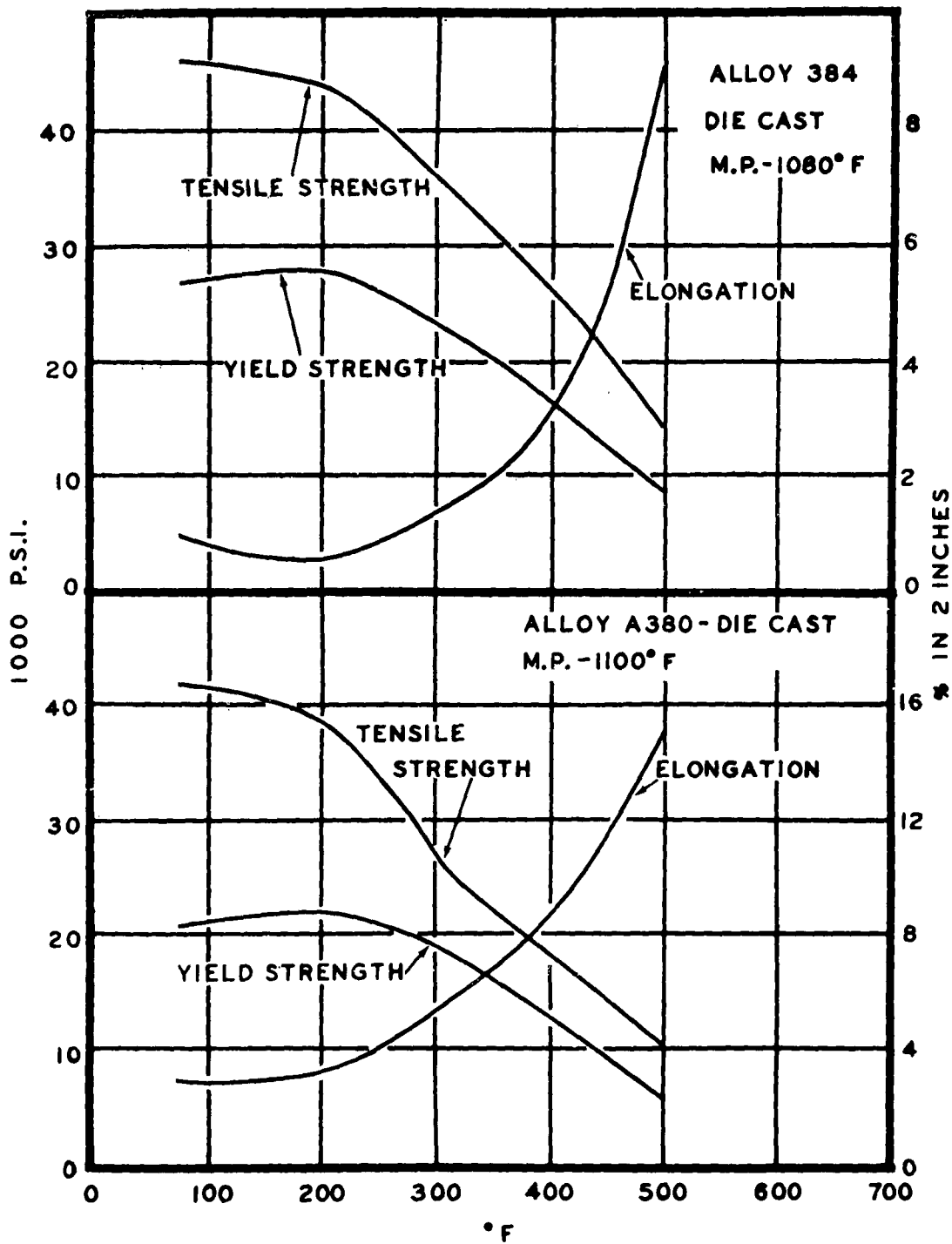


Figure 2. Elevated Temperature Tensile Properties of Aluminum Alloys 384 and A380

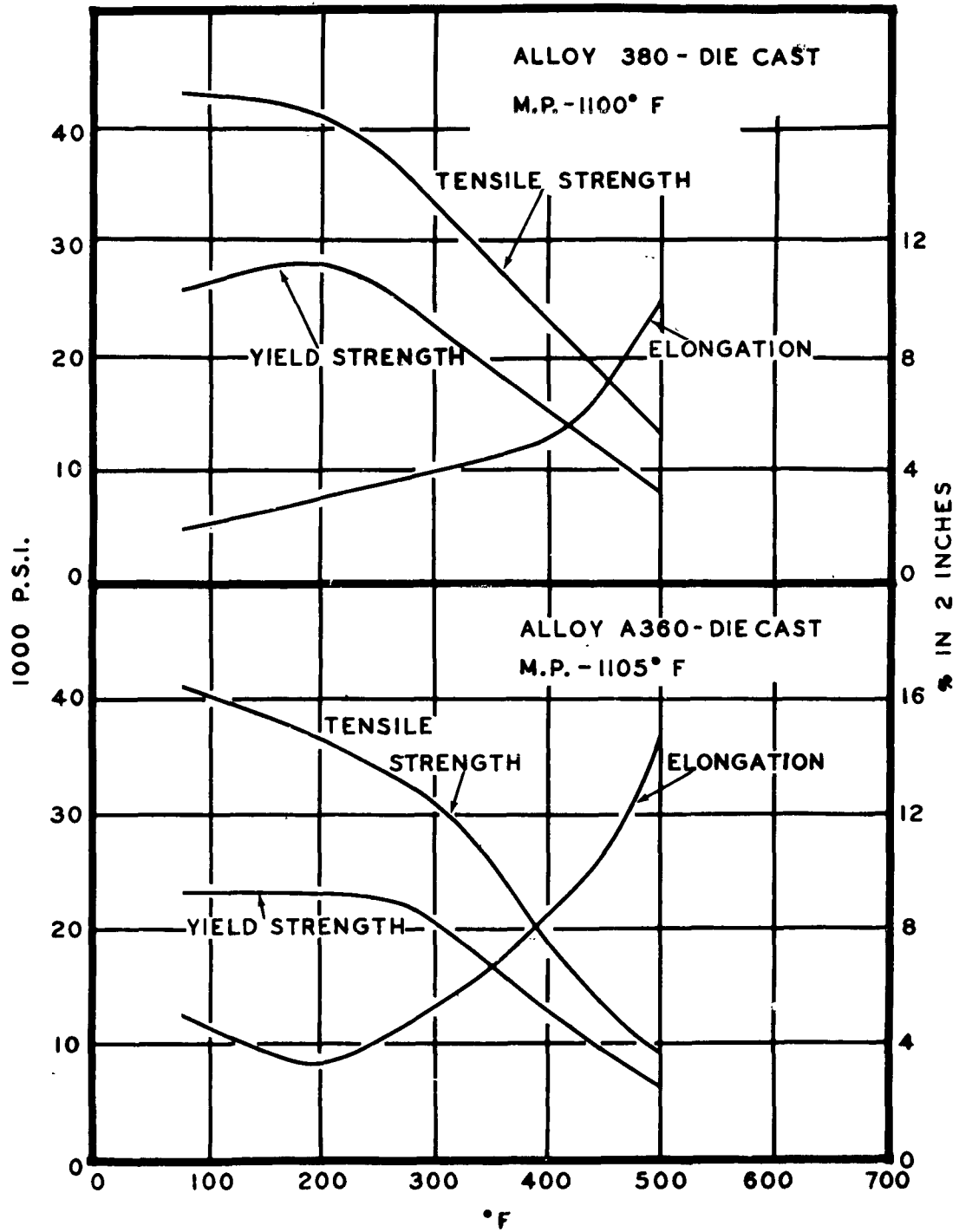


Figure 3. Elevated Temperature Tensile Properties of Aluminum Alloys 380 and A360

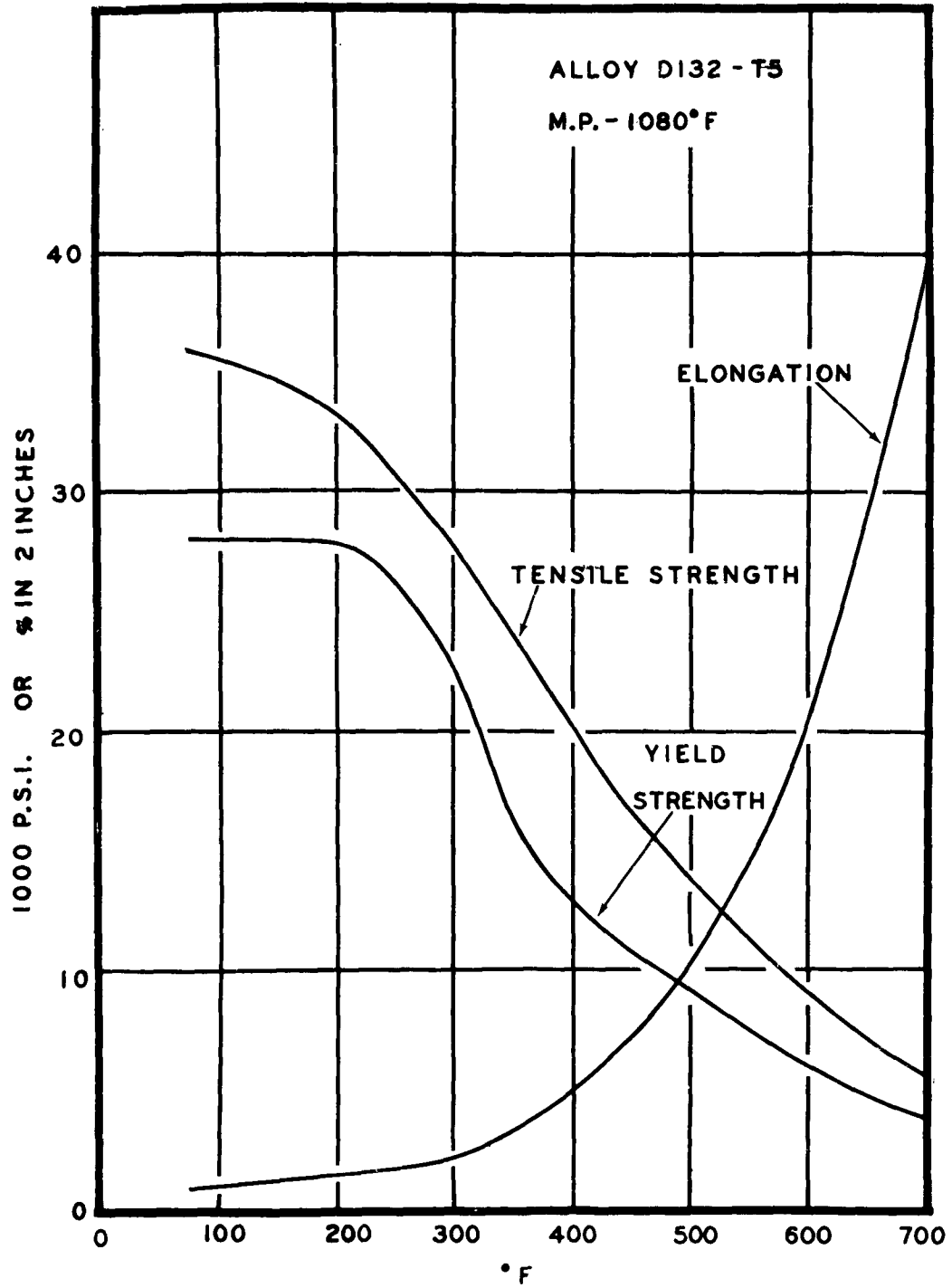


Figure 4. Elevated Temperature Tensile Properties of Aluminum Alloy D132-T5

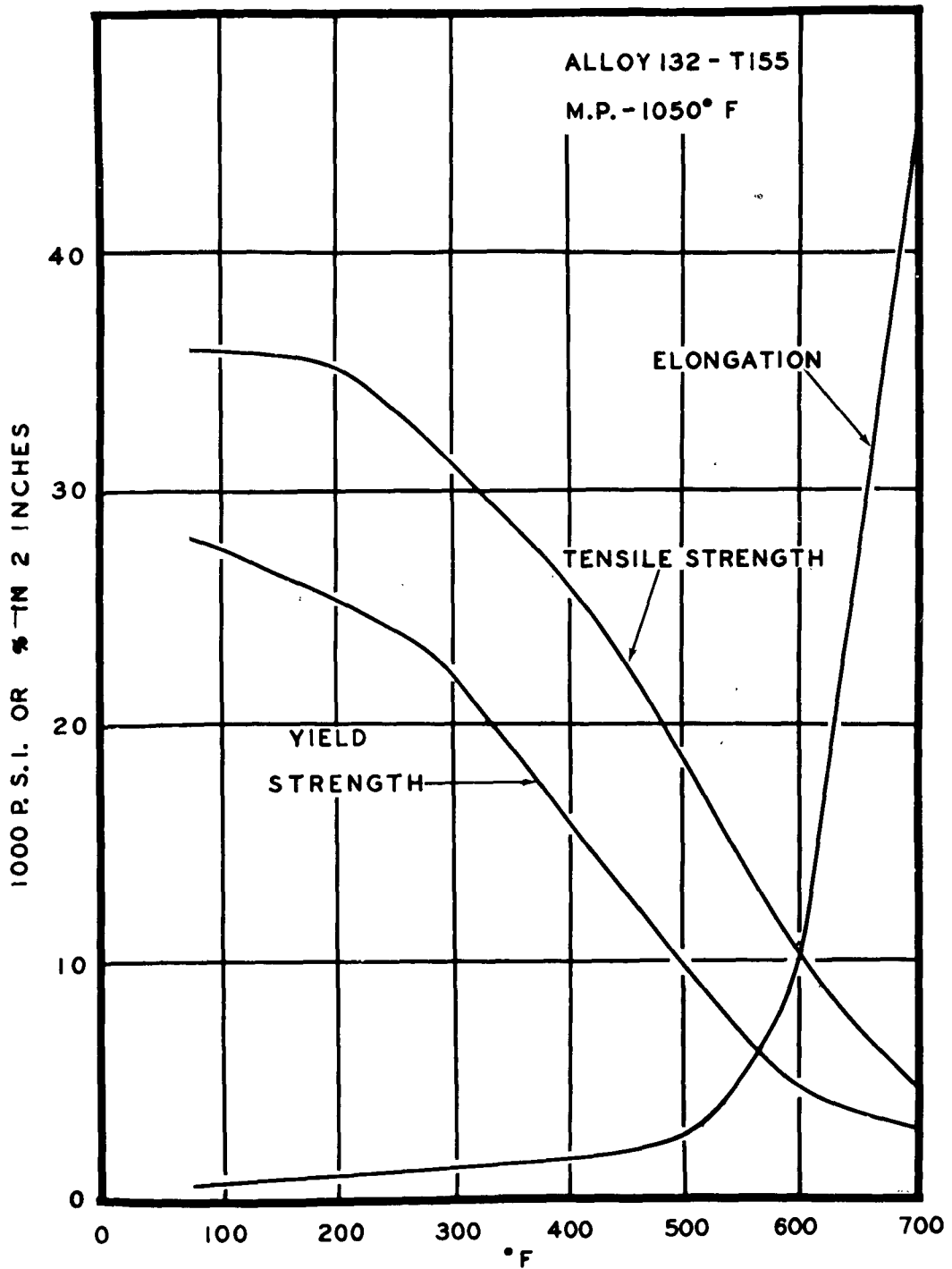


Figure 5. Elevated Temperature Tensile Properties of Aluminum Alloy 132-T155

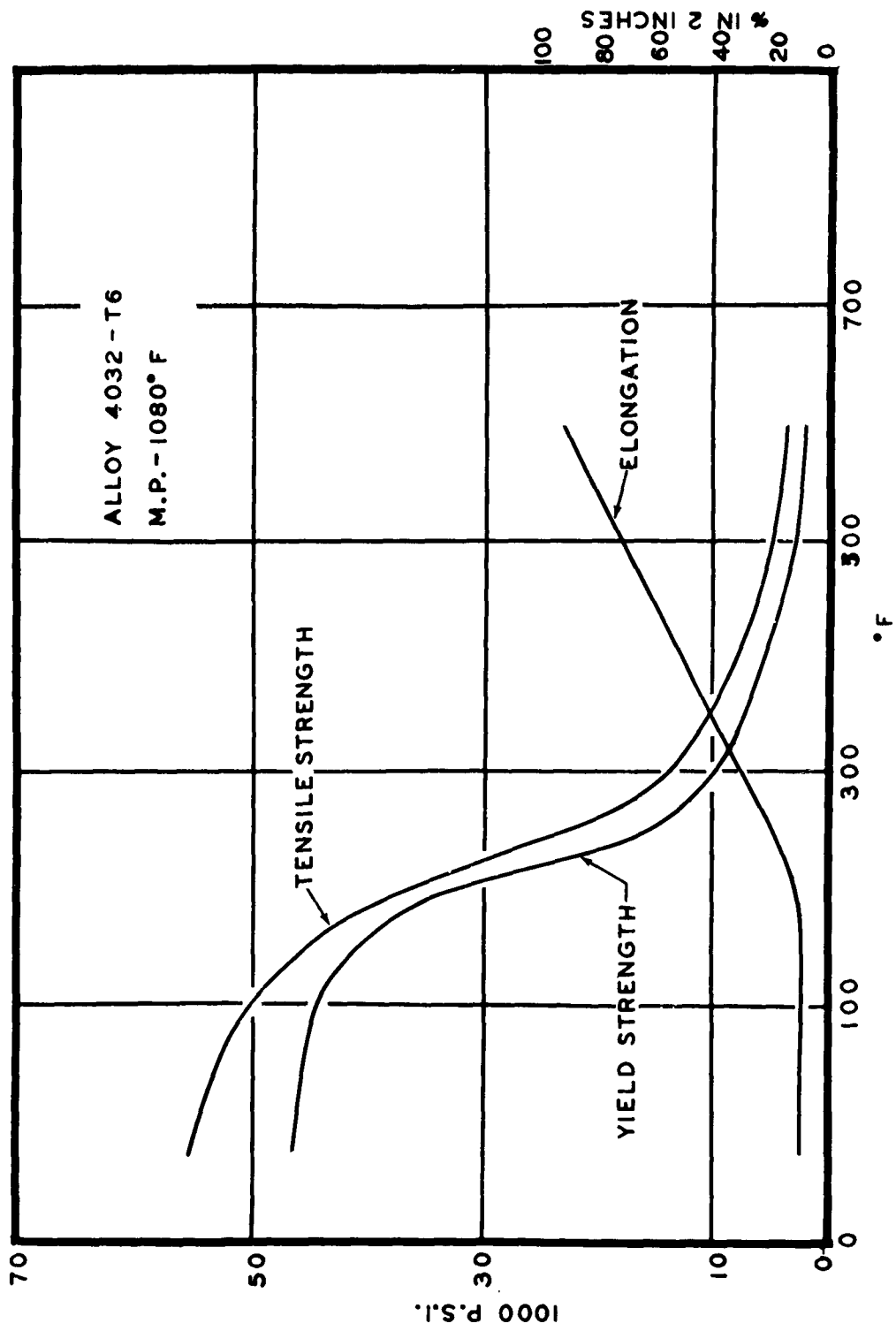


Figure 6. Elevated Temperature Tensile Properties of Aluminum Alloy 4032-T6

BIBLIOGRAPHY

1. Lead in Modern Industry, New York: Lead Industries Association, 1952.
2. Greenfield, L. T., and P. G. Forrester, The Properties of Tin Alloys, Middlesex, England: Tin Research Institute, 1961.
3. The Properties of Tin, Middlesex, England: Tin Research Institute, 1957.
4. Metals Handbook, 8th ed, Novelty, Ohio: American Society for Metals, 1961.
5. Metals Handbook, 1948 ed, Cleveland, Ohio: American Society for Metals, 1948.
6. Alcoa Aluminum Handbook, Pittsburgh, Pa.: Aluminum Company of America, 1959.
7. Doehler, H. H., Die Casting, 1st ed, New York; McGraw Hill Book Co., 1951.
8. "Mechanical Properties of Metals and Alloys," U.S. Department of Commerce, National Bureau of Standards, Circular C447, Washington, 1943.
9. Greenwood, H., "The Tensile Properties of a Series of White Metal Bearing Alloys at Elevated Temperature," Tin Research Institute Technical Publication No. 58, 1937.

DISTRIBUTION

- 1 - Chief of Ordnance
Department of the Army
Attn: ORDTB
Washington 25, D. C.
- 1 - Commanding Officer
Lake City Arsenal
Independence, Missouri
- 1 - Commanding Officer
Picatinny Arsenal
Attn: Technical Group
Dover, New Jersey
- 1 - Commanding General
Redstone Arsenal
Attn: R&D Group
Huntsville, Alabama
- 1 - Commanding Officer
Springfield Armory
Attn: Engineering Dept.
Springfield 1, Mass.
- 1 - Commanding Officer
Watertown Arsenal
Attn: WAL
Watertown 72, Mass.
- 1 - Director
Ordnance Materials Research Office
Attn: PS&C Div.
Watertown Arsenal
Watertown 72, Mass.
- 5 - Commanding General
U.S. Army Ballistic Missile Agency
Attn: ORDAB-DSN
Redstone Arsenal, Alabama
- 5 - Commanding General
Army Rocket & Guided Missile
Agency
Attn: R. L. Wetherington,
ORDXR-OCP
Redstone Arsenal, Alabama
- 1 - Commanding Officer
Watervliet Arsenal
Attn: R&D Division
Watervliet, New York
- 1 - Commanding General
Aberdeen Proving Ground
Attn: Ballistic Research Lab.
Maryland
- 1 - Attn: D&PS, Armor Branch
- 2 - Attn: Library, ORDBG-LM
- 1 - Commanding General
Ordnance Ammunition Command
U. S. Army
Attn: Materials Engineering
Joliet, Illinois
- 1 - Commanding General
Ordnance Tank-Automotive
Command
Attn: ORDMC-REM.1
Detroit Arsenal
Center Line, Michigan
- 1 - Attn: ORDMC-BR
- 2 - Commanding General
Ordnance Weapons Command
Attn: ORDOW-IX
Rock Island Arsenal, Illinois

DISTRIBUTION (Cont'd)

- | | |
|--|---|
| 1 - Commanding Officer
U. S. Army Research Office-Durham
Attn: Dr. P. Kosting
Box CM, Duke Station
Durham, North Carolina | 1 - Commanding General
Fort Belvoir
Attn: ERDL, Mr. Allen Tarr
Virginia |
| 1 - Army Reactor Branch
Division of Reactor Development
Atomic Energy Commission
Washington 25, D. C. | 1 - Chief
Bureau of Aeronautics
Department of the Navy
Washington 25, D. C. |
| 1 - Commanding General
U.S. Army Signal Engineering Lab.
Attn: SIGFM/EL-PEM-4
Fort Monmouth, New Jersey | 1 - Chief
Bureau of Ships
Department of the Navy
Attn: Code 343
Washington 25, D. C. |
| 1 - Commanding Officer
Chemical Corps Engineering Command
Attn: Director of Products Engineering
Army Chemical Center, Maryland | 1 - Director
Naval Research Laboratory
Washington 25, D. C. |
| 1 - Chief
Bureau of Ordnance
Department of the Navy
Washington 25, D. C. | 1 - Commander
Naval Ordnance Laboratories
Silver Spring 19, Maryland |
| 1 - Commander
U.S. Naval Ordnance Test Station
(Code 5557)
China Lake, California | 1 - Commander
U. S. Naval Engineering
Experimental Station
Annapolis, Maryland |
| 1 - Commandant
U. S. Naval Proving Ground
Attn: Terminal Ballistics Lab.
Dahlgren, Virginia | 1 - Commanding General
Aeronautical Systems Division
Attn: Materials Laboratory,
WCTRL-2
Wright-Patterson Air Force Base,
Ohio |

DISTRIBUTION (Cont'd)

- 1 - Attn: Aeronautical Research Lab,
WCRRL
- 2 - Attn: ASRCM-1, Mr. Klinger
- 1 - Headquarters, AR&DC
Attn: RDTDPA
Andrews Air Force Base
Washington 25, D. C.
- 1 - Commander
Arnold Engineering Development Center
AR&DC Command
Tullahoma, Tenn.
- 1 - National Bureau of Standards
Attn: Chemical Metallurgy Div.
Washington 25, D. C.
- 1 - Commanding Officer
Diamond Ordnance Fuze Laboratories
Attn: Technical Reference Branch
Washington 25, D. C.
- 1 - Commanding Officer
Raritan Arsenal
Attn: ORDJR-OML
Metuchen, New Jersey
- 1 - National Aeronautics and Space Agency
Attn: B. G. Achhammer
Washington 25, D. C.
- 1 - Defense Materials Information Center
Battelle Memorial Institute
505 King Avenue
Columbus 1, Ohio
- 10- Armed Services Technical
Information Agency
Attn: TIPDR
Arlington Hall Station
Arlington 12, Va.
- 1 - Harvey Aluminum
19200 Southwestern Avenue
Torrance, California
- 1 - Kaiser Aluminum & Chemical
Corporation
Attn: Dept of Metallurgical
Research
Spokane 69, Washington
- 1 - Dr. Robert S. Busk
Dow Chemical Co.
Midland, Michigan
- 1 - Mr. Edgar Dix
834 Eleventh Avenue
Oakmont, Pa.
- 1 - Dr. LaVerne W. Eastwood
Olin Mathieson Chemical Corp.
Metallurgy Division
400 Park Avenue
New York 22, New York
- 1 - Dr. Schrade F. Radtke
American Zinc Institute
60 E. 42nd Street
New York 17, New York
- 1 - Dr. Thomas A. Reed
University of Illinois
Urbana, Illinois

DISTRIBUTION (Cont'd)

- 1 - Dr. W. Rostoker
Armour Research Foundation
Technology Center
35 W. 33rd St.
Chicago 16, Illinois

- 1 - Dr. Howard F. Taylor
Massachusetts Institute of Technology
Cambridge 39, Mass.

- 1 - Mr. Carson Brooks
Reynolds Metals Co.
4th & Canal Sts.
Richmond, Va.

AD- ACCESSION NO. UNCLASSIFIED

FRANKFORD ARSENAL, Philadelphia 37, Pa.
M62-13-1

SOME ELEVATED TEMPERATURE TENSILE PROPERTIES OF NONFERROUS ALLOYS MELTING IN THE RANGE 300° TO 1100° F - L. M. Smith

Report M62-13-1, Dec 61 17 pages incl tables & illus.
DA Project 6B93-32-003 OCO Project TB4-002

I. Smith, L. M.
II. TB4-002

A survey of literature was conducted to compile data on the elevated temperature properties of alloys melting in the range 300° to 1100° F. A majority of the data found pertained to tin alloys with alloying elements of lead, aluminum, cadmium, magnesium, and zinc following, in that order. The elevated temperature tensile properties of a total of 64 alloys and two pure metals are given in this compilation.

DISTRIBUTION LIMITATIONS:
None; obtain copies from ASTIA.

UNCLASSIFIED

AD- ACCESSION NO. UNCLASSIFIED

FRANKFORD ARSENAL, Philadelphia 37, Pa.
M62-13-1

SOME ELEVATED TEMPERATURE TENSILE PROPERTIES OF NONFERROUS ALLOYS MELTING IN THE RANGE 300° TO 1100° F - L. M. Smith

Report M62-13-1, Dec 61 17 pages incl tables & illus.
DA Project 6B93-32-003 OCO Project TB4-002

I. Smith, L. M.
II. TB4-002

A survey of literature was conducted to compile data on the elevated temperature properties of alloys melting in the range 300° to 1100° F. A majority of the data found pertained to tin alloys with alloying elements of lead, aluminum, cadmium, magnesium, and zinc following, in that order. The elevated temperature tensile properties of a total of 64 alloys and two pure metals are given in this compilation.

DISTRIBUTION LIMITATIONS:
None; obtain copies from ASTIA.

UNCLASSIFIED

AD- ACCESSION NO. UNCLASSIFIED

FRANKFORD ARSENAL, Philadelphia 37, Pa.
M62-13-1

SOME ELEVATED TEMPERATURE TENSILE PROPERTIES OF NONFERROUS ALLOYS MELTING IN THE RANGE 300° TO 1100° F - L. M. Smith

Report M62-13-1, Dec 61 17 pages incl tables & illus.
DA Project 6B93-32-003 OCO Project TB4-002

I. Smith, L. M.
II. TB4-002

A survey of literature was conducted to compile data on the elevated temperature properties of alloys melting in the range 300° to 1100° F. A majority of the data found pertained to tin alloys with alloying elements of lead, aluminum, cadmium, magnesium, and zinc following, in that order. The elevated temperature tensile properties of a total of 64 alloys and two pure metals are given in this compilation.

DISTRIBUTION LIMITATIONS:
None; obtain copies from ASTIA.

UNCLASSIFIED

AD- ACCESSION NO. UNCLASSIFIED

FRANKFORD ARSENAL, Philadelphia 37, Pa.
M62-13-1

SOME ELEVATED TEMPERATURE TENSILE PROPERTIES OF NONFERROUS ALLOYS MELTING IN THE RANGE 300° TO 1100° F - L. M. Smith

Report M62-13-1, Dec 61 17 pages incl tables & illus.
DA Project 6B93-32-003 OCO Project TB4-002

I. Smith, L. M.
II. TB4-002

A survey of literature was conducted to compile data on the elevated temperature properties of alloys melting in the range 300° to 1100° F. A majority of the data found pertained to tin alloys with alloying elements of lead, aluminum, cadmium, magnesium, and zinc following, in that order. The elevated temperature tensile properties of a total of 64 alloys and two pure metals are given in this compilation.

DISTRIBUTION LIMITATIONS:
None; obtain copies from ASTIA.

UNCLASSIFIED