

**UNCLASSIFIED**

---

---

**AD 273 991**

*Reproduced  
by the*

**ARMED SERVICES TECHNICAL INFORMATION AGENCY  
ARLINGTON HALL STATION  
ARLINGTON 12, VIRGINIA**



---

---

**UNCLASSIFIED**

**NOTICE:** When government or other drawings, specifications or other data are used for any purpose other than in connection with a definitely related government procurement operation, the U. S. Government thereby incurs no responsibility, nor any obligation whatsoever; and the fact that the Government may have formulated, furnished, or in any way supplied the said drawings, specifications, or other data is not to be regarded by implication or otherwise as in any manner licensing the holder or any other person or corporation, or conveying any rights or permission to manufacture, use or sell any patented invention that may in any way be related thereto.

273991

10

62-3-1

Report No.

I0525-01-6

# ~~Aerojet-General~~ CORPORATION

AZUSA, CALIFORNIA

1300

## INFORMAL REPORT OF PROGRESS

Copy No. 26

27 March 1962

TO: Bureau of Naval Weapons  
Director, Special Projects (SPN)  
Washington 25, D. C.

Attn: Code SP-271

VIA: BuWepsRep, Azusa, California

SUBJECT: Development of Improved High-Strength Preimpregnated  
Materials for Filament-Wound Rocket Motor Cases

PREPARED  
UNDER: Navy, Bureau of Naval Weapons Contract  
NOW-61-0642-c(FBM)

PERIOD  
COVERED: 1 January through 28 February 1962

This is the sixth in a series of informal progress reports submitted in partial fulfillment of the contract.

AEROJET-GENERAL CORPORATION

*W R Rozance*  
W. R. Rozance, Manager  
Structural Materials Division

NOTE: The information contained herein is regarded as preliminary and subject to further checking, verification, and analysis.

CATALOGED BY ASTIA  
AS AD NO.

ABSTRACT

Lot 7 dry roving and Lots 2, 4 and 5 prepreg have been evaluated for strand tensile strength and NOL ring tensile strength. Lot 7 was 20E roving with approximately 408 filaments per end and was finished with "HTS" sizing. Standard 20E roving has 204 filaments per end. The average strand tensile strength for this lot was 334,800 psi and the average NOL ring strength was 322,800 psi. These values were very similar to the strength values for previous experimental lots of roving and no advantage in strength was indicated by the fiber of smaller diameter. However, an 18-in.-dia chamber fabricated from this material appeared very uniform and had an unusually smooth surface. Lots 4 and 5 prepreg had strand tensile strengths of slightly over 320,000 psi and NOL ring strengths of 336,000 psi and 349,000 psi respectively. As with the other prepreg lots, the NOL ring strength is between 5 and 10% higher than the strand strength. The opposite is true of the dry glass where the strand strength has been higher than the NOL ring strength in all cases.

A curvilinear mathematical model used in the statistical analysis of dry glass strength data developed from the Aerojet strand test has accounted for 75% of the strength variation. As was true with the linear model tried originally, weight per yard and fuzz content are the most significant variables to be controlled in obtaining higher tensile strengths. Due to the delay in arrival of the last few lots of material, an extension of 120 days has been requested on the program.

I. INTRODUCTION

This program is a joint effort of the Owens-Corning Fiberglas Corp., the U.S. Polymeric Chemicals, Inc., and the Aerojet-General Corp. The program covers an 8-month period of two phases.

The purpose of this work is to develop an improved, preimpregnated material (prepreg) suitable for use in filament-wound motor cases capable of withstanding tensile-strength (fiber-stress) levels of 375,000 to 400,000 psi at room temperature and maintaining at least 75% of the room temperature strength at 300<sup>o</sup>F.

The contract provides that Phase I shall establish: (a) documented optimum procedures for the forming, processing, handling, and shipping of glass roving; (b) documented, optimized, controlled impregnation procedures with a suitable resin system for 300<sup>o</sup>F application; (c) reliable mechanical-property data (with correlation of strand, NOL ring composite, and 18-in.-dia subscale chamber test data); and (d) tentative material and process specifications for high-strength, high-quality, prepreg material.

The test results obtained with the optimum lot in Phase I are to be confirmed with a larger sample size in Phase II, in which the work is to be conducted under production conditions. Final material and process specifications will be written at the completion of Phase II.

II. PROGRAM STATUS

Lots 1 through 5 and Lot 7 of experimental roving have been received from Owens-Corning. Lots 1 through 5 have been completely evaluated in dry-glass and prepreg form, with the exception that 18-in.-dia chambers from Lots 4 and 5 prepreg have been wound but not tested. Lot 7 dry glass has been evaluated in strands and NOL rings and is presently at U.S. Polymeric for impregnation. An in-process 18 in.-dia chamber has been wound from this material and will be tested shortly. Lot 7 was a substitute lot and was intended to evaluate the effect of a relatively large negative change in filament diameter. The roving in this lot of material consists of approximately

408 filaments per end compared to 204 filaments per end for standard HTS roving. In all other respects this roving was equivalent to standard improved roving such as that evaluated in Lot 1 on this program. Lot 6, which was originally intended to evaluate improved catenary, was delayed because of the inability of Owens-Corning to improve this property beyond the improvement which resulted from process changes made for Lot 1. However, recently Owens-Corning indicated that a catenary improvement might be possible, and a lot incorporating the necessary process changes has been ordered. This catenary-free lot will be Lot 6, as designated in the original program.

Because of the delay in receiving materials, an extension to the program has been requested. This extension is for the purpose of allowing time to evaluate all experimental lots.

### III. TEST RESULTS

Laboratory test data for all material evaluated thus far is given in Table 1 for dry glass and Table 2 for prepreg. Of the six experimental lots of dry glass evaluated, all the lots except Lot 2 have had an average strand tensile strength between 335,000 and 350,000 psi. The NOL ring strength has varied between about 320,000 and 335,000 psi for the five high-strength lots. The strand tensile strength of prepreg has been consistently lower than the equivalent dry glass by about 10%. However, the NOL ring strength of prepreg has been higher than the equivalent dry glass. In this property, Lot 5 had an average of 348,800 psi. This value is actually the highest value obtained in either strand or NOL ring testing during this program. An 18-in. chamber fabricated from Lot 2 prepreg was burst-tested and failed at a hoop filament stress of 297,700 psi. The highest chamber value obtained thus far is 333,000 psi for the chamber fabricated with Lot 3 prepreg. Table 3 summarizes the chamber data.

### IV. STATISTICAL ANALYSIS

The original statistical analysis of dry glass strength data developed from the Aerojet strand test accounted for 38% of strength variability. This

analysis assumed a linear mathematical model. Recently a series of curvilinear mathematical models was tried, and 75% of the variation in tensile strength is accounted for by one of these models. The two most important variables as indicated by both the curvilinear and linear models are weight per yard and fuzz content. In particular, weight per yard appears to be a very sensitive variable, with a change of 0.01 g in this property, producing a change of 22,000 psi in tensile strength. It is important to note that the mathematical models can be expected to be accurate only within the actual range of values of the variables used in the analysis. Thus, the range of weight per yard used in the analysis was only from 0.639 to 0.666 g and it is possible that at a weight per yard of 0.61 or even 0.62 the effect may not be so pronounced. In Table 4 the variables are listed in order of descending importance. The optimum value for each variable as derived from the curvilinear model and the range of values used in the analysis are also shown in Table 4. The effect of solids content is not shown in Table 4. This is due to the fact that the computer curvilinear correlation program could handle only seven variables, and at least one of the variables had to be left out of these runs. Previous runs had indicated that solids content and volatile content were highly correlated to one another and it is felt that only one of these two variables is needed in the model. However, the solids content variable is being evaluated in subsequent computer runs.

The statistical evaluation of the data has been delayed somewhat because of errors in the computer output. It is anticipated that these errors will be corrected shortly, enabling a final prediction equation to be developed. The unimportant variables will be deleted from this equation.

#### V. TECHNICAL DISCUSSION

Figure 1 depicts a comparison of chamber, NOL ring, and strand tensile data. In addition to the chamber filament stress at burst, average NOL ring strength and average strand strength for the experimental and control roving, comparisons are shown between these properties. The latter data is

shown as the chamber strength divided by the NOL and strand strengths respectively; it is therefore a measure of the efficiency of chamber design and processing. Except for Chambers 0525-3 and 0525-4, which failed at low burst pressures, the efficiency ratios are between 0.9 and 1.0 for all chambers and between 0.95 and 1.05 for five of the ten chambers, for both the strand and NOL ring comparisons.

TABLE 1

EXPERIMENTAL ROVING (HTS) QUAL  
 DRY ROVING

Lot No.	37 (Control)	1
Lab No.	1069	4027
Date	11 August 1961	10/10/61
Operator		
Ultimate Tensile Strength (Strand)		
Average in KSI	<p>Ave. 311</p>	<p>Ave. 3475</p>
Loss on Ignition		
Percent	<p>Ave. 1.21</p>	<p>Ave. 1.39</p>
Weight per Yard (Glass)		
Average in grams	<p>Ave 0.628</p>	<p>Ave. 0.661</p>
NOL Ring (Glass Stress)		
Average in KSI	<p>Ave 322,500</p>	<p>Ave 328.0</p>

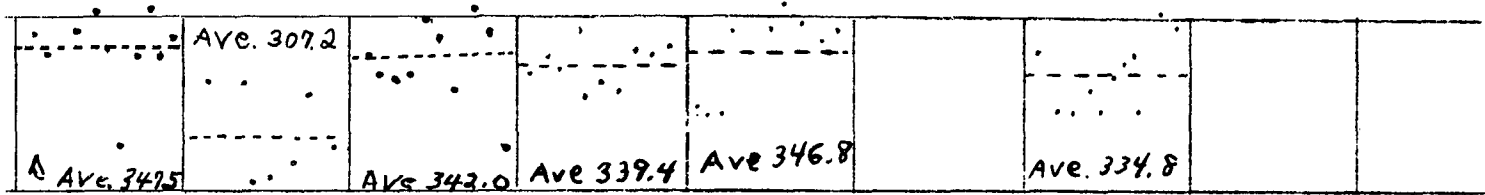
1

TABLE 1

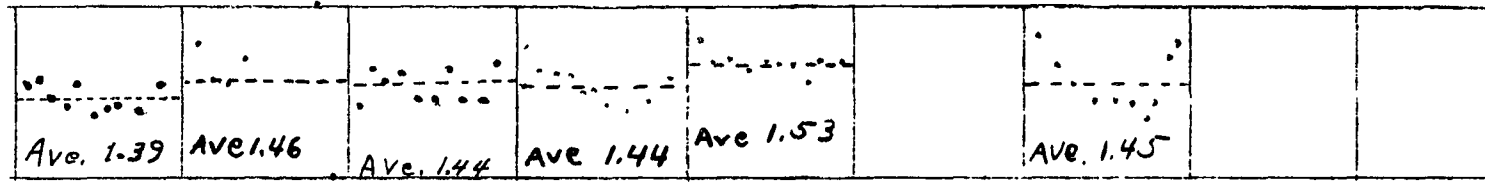
ING (HRS) QUALITY CONTROL DATA

DRY ROVING


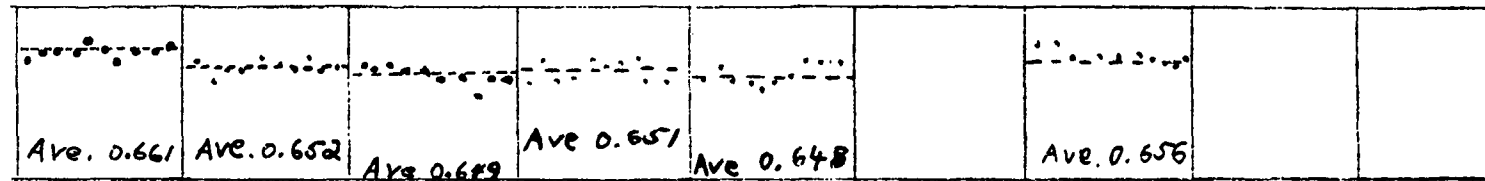
1	2	3	4	5	6	7	8
4027		4027A					
10/10/61		11/14/61					



↑ ↓  
↓



↑  
↑



2

Table 1

TABLE 2

PRE-PREG QUALITY CONTROL  
3-F 804

Lot No.	37-F758 (Control)	1-F794	2-F807	3-F804	4
Lab. No.					
Date					
Operator					

ULTIMATE TENSILE STRENGTH (STRAND)

Average	350 340 330 320 310 300 290	Ave. 316.2	Ave. 303.7	Ave. 307.0	Ave.
in ksi			Ave. 314.5		

RESIN SOLIDS (LOSS ON IGNITION)

Percent	22 21 20 19 18 17 16	Ave. 18.72	Ave. 20.51	Ave. 18.98	Ave. 19.83	Ave.
---------	--	------------	------------	------------	------------	------

↓

VOLATILE CONTENT

Percent	1.9 1.8 1.7 1.6 1.5 1.4 1.3	Ave. 1.63	Ave. 1.06	Ave. 1.54	Ave. 1.94	Ave.
---------	---	-----------	-----------	-----------	-----------	------

NOL RING (GLASS STRESS)

Average	370 360 350 340 330 320 310	Ave. 333.5	Ave. 336.1	Ave. 338.9	Ave. 317.2	Ave.
---------	---	------------	------------	------------	------------	------

1

TABLE 2

PRE-PREG QUALITY CONTROL DATA  
3-F 804

	1-F794	2-F807	3-F804	4-F826	5-F838			

		Ave 303.7	Ave. 307.0					
.2				Ave. 322.7	Ave. 321.8			
	Ave. 314.5							

				Ave. 18.15				
3.72	Ave. 20.51	Ave 18.98	Ave. 19.83		Ave. 19.36			

		Ave. 1.54						
	Ave. 1.06		Ave. 1.94	Ave. 1.76	Ave. 1.81			

			Ave. 317.2	Ave. 335.8				
	Ave. 336.1	Ave. 338.9			Ave. 348.8			

2

TABLE 3  
18-INCH - DIAMETER FILAMENT WOUND CHAMBERS - TEST RESULTS

CHAMBER NUMBER	0525-163	0525-164	0525-3	0525-4	0525-5	0525-6	0525-7	0525-8	0525-9	0525-10	0525-11
TEST DATE	9/7/61	9/11/61			12/4/61						
MATERIAL	20-E HTS Lot 37	20-E HTS Lot 37	20-E HTS Lot 1	20-E HTS Lot 37	20-E HTS Lot 3	20-E HTS Lot 2	20-E HTS Lot 2	20-E HTS Lot 4	20-E HTS Lot 5	20-E HTS Lot 3	20-E HTS Lot 2
MATERIAL TYPE	Wet Winding	Wet Winding	Wet Winding	Wet Winding	Wet Winding	Wet Winding	Wet Winding	Wet Winding	Wet Winding	Wet Winding	Wet Winding
NO. OFF-CENTER BOSSES	None	None	None	None	None	None	None	None	None	None	None
DESIGN	CBO	CBO	CBO	CBO	CBO	CBO	CBO	CBO	CBO	CBO	CBO
TEST PRESSURE (PSIG)	400 psig for 1 min	400 psig for 1 min	400 psig for 1 min	400 psig for 1 min	400 psig for 1 min	400 psig for 1 min	400 psig for 1 min	400 psig for 1 min	400 psig for 1 min	400 psig for 1 min	400 psig for 1 min
DESIGN BURST PRESSURE (PSIG)	800	800	800	800	800	800	800	800	800	800	800
ACTUAL BURST PRESSURE (PSIG)	866	895	860	740	910	960	870	890	870	930	900
BURST AREA	Cylinder	Cylinder	Cylinder	Cylinder	Cylinder	Cylinder	Cylinder	Cylinder	Cylinder	Cylinder	Cylinder
TYPE OF FAILURE	Filament	Filament	Filament	Filament	Filament	Filament	Filament	Filament	Filament	Filament	Filament
DIRECTION OF FAILURE	Hoop	Hoop	Hoop	Hoop	Hoop	Hoop	Hoop	Hoop	Hoop	Hoop	Hoop
LONG FILAMENT STRESS IN CYL (KSI)	245.5	235.2	286.2	200.0	236.3	211.6	219.7	235.8	212.8	232.4	232.8
HOOP FILAMENT STRESS IN CYL (KSI)	305.9	311.2	267.1	260.0	297.8	306.9	322.1	291.1	307.8	333.3	297.7
LONG COMPOSITE STRESS IN CYL (KSI)	63.6	63.3	56.7	52.1	60.4	62.2	66.1	60.5	60.3	63.4	59.4
HOOP COMPOSITE STRESS IN CYL (KSI)	127.2	126.6	113.4	104.2	120.8	124.4	132.2	121.0	120.6	126.8	118.8
LONG FILAMENT STRESS IN HEAD (KSI)	245.5	235.2	286.2	200.0	236.3	211.6	219.7	235.8	212.8	232.4	232.8
LONG COMPOSITE STRESS IN HEAD (KSI)	165.7	158.8	152.7	132.2	156.2	156.1	168.5	159.2	143.6	153.6	153.9
REMARKS	Chamber 0050-163 was fabricated from a spool of roving which exhibited an average ultimate tensile strength of 297,000 psi (Strand test) or 297,000 psi.	Chamber 0050-164 was fabricated from a spool of roving which exhibited an average ultimate tensile strength of 337,000 psi (Strand test) or 337,000 psi.	Strand = 363,700 psi NOL = 320,500 psi	Strand = 333,300 psi NOL = 323,000 psi	Strand = 311,300 psi NOL = 337,100 psi	Strand = 333,300 psi NOL = 297,800 psi	Strand = 285,250 psi NOL = 323,400 psi	Strand = 355,730 psi NOL = 321,000 psi	Strand = 338,050 psi NOL = 318,500 psi	Strand = 292,150 psi NOL = 344,900 psi	

TABLE 4OPTIMUM VALUES OF PROCESS VARIABLES  
IN DESCENDING ORDER OF IMPORTANCE

<u>Variable</u>	<u>Optimum Value</u>	<u>Actual Range of Values</u>	
		<u>Low</u>	<u>High</u>
Weight per yard (g)	0.639	0.639	0.666
Fuzz content (g)	0.00000	0.00000	0.00360
Wet-out rate (dimensionless units)	87.19	81.50	93.75
Volatile content (wt %)	0.284	0.009	0.278
Stiffener (in.)	2.86	3.00	4.10
Ignition Loss (wt %)	1.99	0.78	2.48
Package hardener (dimensionless units)	66.9	60.0	77.5

COMPARISON OF AVERAGE STRAND AND NOL RING DATA  
WITH CHAMBER DATA

D = Dry Glass

P = Pre-Freg

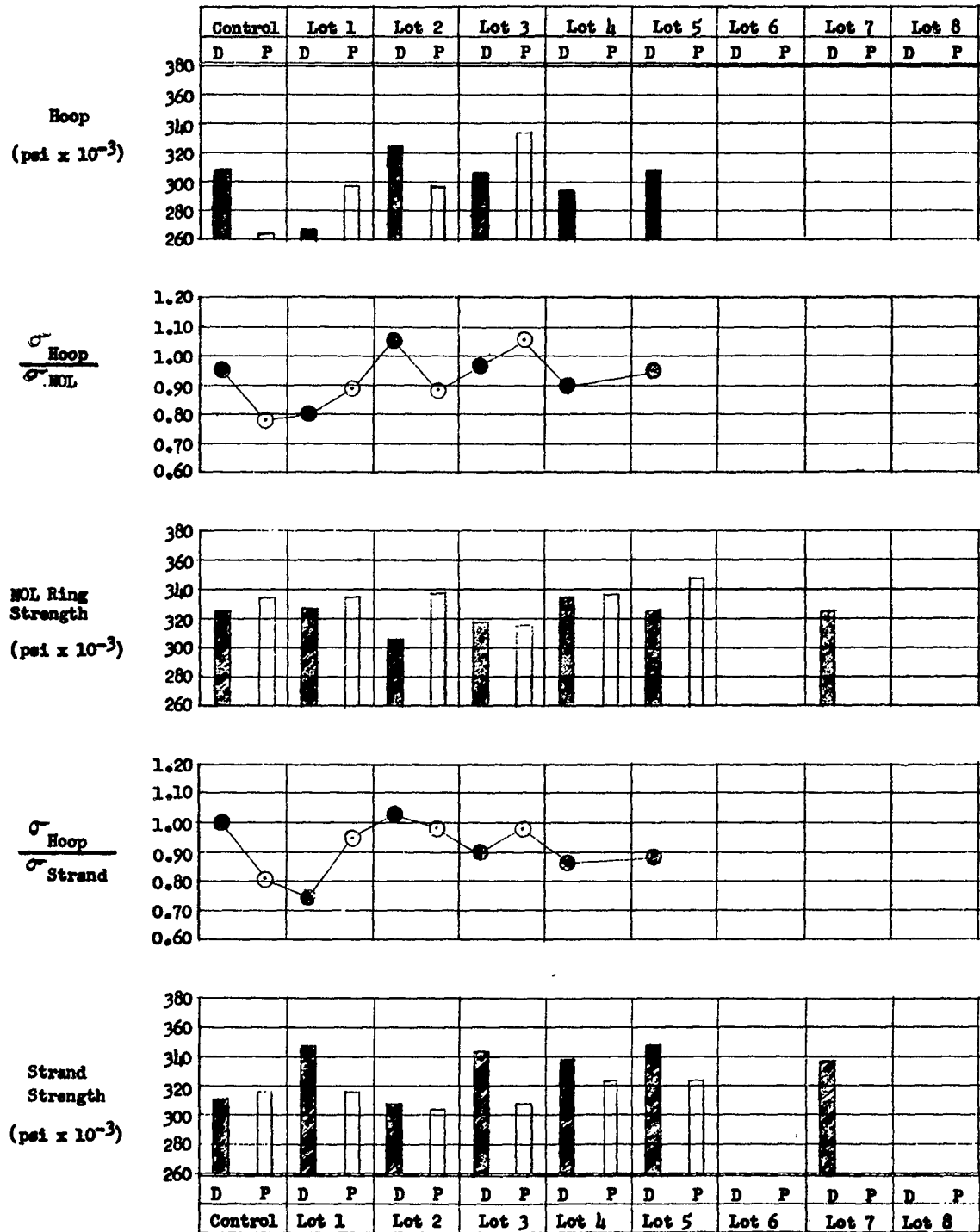


Figure 1

DISTRIBUTION

	<u>No. of Copies</u>
Chief, Bureau of Naval Weapons Director, Special Projects Washington 25, D. C. Attn: SP-271 VIA: BuWepsRep., Azusa	2
BuWepsRep., Azusa	1
Chief, Bureau of Naval Weapons Director, Special Projects Washington 25, D. C. Attn: SP-20 VIA: BuWepsRep., Azusa	4
National Aeronautics and Space Administration 1512 H. Street, N. W. Washington 25, D. C. Attn: Chief, Division of Res. Information	1
Commander Air Force Ballistic Systems Division Air Force Systems Command P. O. Box 262 Inglewood, California	1
Commanding General Aberdeen Proving Ground Maryland	1
Commanding Officer Picatinny Arsenal Dover, New Jersey	1
Commander Army Ballistic Missile Agency Redstone Arsenal, Alabama	1
Department of the Navy Bureau of Naval Weapons Washington 25, D. C. Attn: RMMP VIA : BuWepsRep., Azusa	2

DISTRIBUTION (cont.)

	<u>No. of Copies</u>
Jet Propulsion Laboratory 4800 Oak Grove Drive Pasadena 3, California Attn: I. E. Newlan Chief, Reports Group	1
Commander Aeronautical Systems Division Air Force Systems Command Wright-Patterson Air Force Base, Ohio Attn: ASRCNC-1	2
Commander Armed Services Technical Information Agency Arlington Hall Station Arlington 12, Virginia	10
Department of the Army Office, Chief of Ordnance Washington 25, D. C.	1
Commander Army Rocket and Guided Missile Agency Redstone Arsenal, Alabama	1
Department of the Navy Bureau of Naval Weapons Washington 25, D.C. Attn: Technical Library VIA: BuWepsRep., Azusa	2
Allegheny Ballistics Laboratory Hercules Powder Company Cumberland, Maryland Attn: Mr. R. Winer	2
Solid Propellant Information Agency Applied Physics Laboratory The Johns Hopkins University Silver Spring, Maryland Attn: G. McMurray	3

## DISTRIBUTION (cont.)

	<u>No. of Copies</u>
Hercules Powder Company Bacchus Works Magna, Utah Attn: Librarian	1
Lockheed Missiles and Space Company A Division of Lockheed Aircraft Corporation 1122 Jagels Road Sunnyvale, California Attn: Mr. H. H. Patton	1
Defense Metals Information Center Battelle Memorial Institute 505 King Avenue Columbus 1, Ohio	1
Director U. S. Naval Research Laboratory Washington 25, D.C. Attn: Code 6210	1
Commander U.S. Naval Ordnance Laboratory White Oak, Maryland	1
John I. Thompson and Company 1118 22nd Street, N.W. Washington 7, D. C.	1
The Bendix Corporation Bendix Products Division South Bend 20, Indiana Attn: Mr. Wade Hardy	1
Black, Sivalis and Bryson Oklahoma City, Oklahoma Attn: Mr. J. Carter	1
B. F. Goodrich Company 500 S. Main Akron, Ohio Attn: Mr. H. W. Stevenson	1

DISTRIBUTION (cont.)

	<u>No. of Copies</u>
Goodyear Aircraft Corporation Akron 15, Ohio Attn: Mr. R. Burkley	1
Bureau of Naval Weapons Representative P. O. Box 504 Sunnyvale, California	1
Bureau of Naval Weapons Resident Representative P. O. Box 1947 Sacramento, California VIA: BuWepsRep., Azusa	1
Bureau of Naval Weapons Branch Representative Allegany Ballistics Laboratory Cumberland, Maryland Attn: Code 4	1
Bureau of Naval Weapons Resident Representative (Special Projects Office) c/o Hercules Powder Company Bacchus Works Magna, Utah	1
Lockheed Missiles and Space Company A Division of Lockheed Aircraft Corp. 3251 Hanover Street Palo Alto, California Attn: Mr. M. Steinberg	1
Narmco Industries, Inc. Research and Development Division 8125 Aero Drive San Diego, California Attn: Mr. W. Otto	1
Walter Kidde Company Aerospace Division Belleville, New Jersey Attn: Mr. T. Siuta	1

DISTRIBUTION (cont.)

	<u>No. of Copies</u>
General Electric Company Schenectady, New York Attn: Mr. T. Jordan	1
Hercules Powder Company P. O. Box A Rocky Hill, New Jersey Attn: Mr. R. Carter	1
Rocketdyne Engineering A Division of North American Aviation, Inc. 6633 Canoga Avenue Canoga Park, California Attn: Mr. E. Hawkinson	1
Owens-Corning Fiberglas Corporation Research Technical Center Granville, Ohio Attn: Mr. Edward Lindsay	4
U.S. Polymeric Chemicals, Inc 700 Dyer Road Santa Ana, California Attn: Mr. James Martinson	2
Plastic Evaluation Center Picatinny Arsenal Dover, New Jersey Attn: ORDBB	1
Commander U.S. Naval Ordnance Test Station China Lake, California Attn: Mr. S. Herzog - Code 5557	1
University of Vermont Department of Mechanical Engineering Burlington, Vermont Attn: Prof. J. O. Outwater	1
University of Illinois Department of Theoretical and Applied Mechanics Urbana, Illinois Attn: Prof. H. T. Corten	1

DISTRIBUTION (cont.)

	<u>No. of Copies</u>
Westinghouse Electric Corporation East Pittsburgh, Pennsylvania Attn: Mr. H. R. Sheppard	1
Aeronautical Systems Division Air Force Systems Command U.S. Air Force Wright-Patterson Air Force Base, Ohio Attn: ASRCM-1	1
Internal	36