

**UNCLASSIFIED**

---

---

**AD 275 771**

*Reproduced  
by the*

**ARMED SERVICES TECHNICAL INFORMATION AGENCY  
ARLINGTON HALL STATION  
ARLINGTON 12, VIRGINIA**



---

---

**UNCLASSIFIED**

NOTICE: When government or other drawings, specifications or other data are used for any purpose other than in connection with a definitely related government procurement operation, the U. S. Government thereby incurs no responsibility, nor any obligation whatsoever; and the fact that the Government may have formulated, furnished, or in any way supplied the said drawings, specifications, or other data is not to be regarded by implication or otherwise as in any manner licensing the holder or any other person or corporation, or conveying any rights or permission to manufacture, use or sell any patented invention that may in any way be related thereto.

NOX

ARL 148  
PART II

275 771

1  
2  
3  
4  
5  
6  
7  
8  
9  
10  
11  
12  
13  
14  
15  
16  
17  
18  
19  
20  
21  
22  
23  
24  
25  
26  
27  
28  
29  
30  
31  
32  
33  
34  
35  
36  
37  
38  
39  
40  
41  
42  
43  
44  
45  
46  
47  
48  
49  
50  
51  
52  
53  
54  
55  
56  
57  
58  
59  
60  
61  
62  
63  
64  
65  
66  
67  
68  
69  
70  
71  
72  
73  
74  
75  
76  
77  
78  
79  
80  
81  
82  
83  
84  
85  
86  
87  
88  
89  
90  
91  
92  
93  
94  
95  
96  
97  
98  
99  
100  
101  
102  
103  
104  
105  
106  
107  
108  
109  
110  
111  
112  
113  
114  
115  
116  
117  
118  
119  
120  
121  
122  
123  
124  
125  
126  
127  
128  
129  
130  
131  
132  
133  
134  
135  
136  
137  
138  
139  
140  
141  
142  
143  
144  
145  
146  
147  
148  
149  
150  
151  
152  
153  
154  
155  
156  
157  
158  
159  
160  
161  
162  
163  
164  
165  
166  
167  
168  
169  
170  
171  
172  
173  
174  
175  
176  
177  
178  
179  
180  
181  
182  
183  
184  
185  
186  
187  
188  
189  
190  
191  
192  
193  
194  
195  
196  
197  
198  
199  
200  
201  
202  
203  
204  
205  
206  
207  
208  
209  
210  
211  
212  
213  
214  
215  
216  
217  
218  
219  
220  
221  
222  
223  
224  
225  
226  
227  
228  
229  
230  
231  
232  
233  
234  
235  
236  
237  
238  
239  
240  
241  
242  
243  
244  
245  
246  
247  
248  
249  
250  
251  
252  
253  
254  
255  
256  
257  
258  
259  
260  
261  
262  
263  
264  
265  
266  
267  
268  
269  
270  
271  
272  
273  
274  
275  
276  
277  
278  
279  
280  
281  
282  
283  
284  
285  
286  
287  
288  
289  
290  
291  
292  
293  
294  
295  
296  
297  
298  
299  
300  
301  
302  
303  
304  
305  
306  
307  
308  
309  
310  
311  
312  
313  
314  
315  
316  
317  
318  
319  
320  
321  
322  
323  
324  
325  
326  
327  
328  
329  
330  
331  
332  
333  
334  
335  
336  
337  
338  
339  
340  
341  
342  
343  
344  
345  
346  
347  
348  
349  
350  
351  
352  
353  
354  
355  
356  
357  
358  
359  
360  
361  
362  
363  
364  
365  
366  
367  
368  
369  
370  
371  
372  
373  
374  
375  
376  
377  
378  
379  
380  
381  
382  
383  
384  
385  
386  
387  
388  
389  
390  
391  
392  
393  
394  
395  
396  
397  
398  
399  
400  
401  
402  
403  
404  
405  
406  
407  
408  
409  
410  
411  
412  
413  
414  
415  
416  
417  
418  
419  
420  
421  
422  
423  
424  
425  
426  
427  
428  
429  
430  
431  
432  
433  
434  
435  
436  
437  
438  
439  
440  
441  
442  
443  
444  
445  
446  
447  
448  
449  
450  
451  
452  
453  
454  
455  
456  
457  
458  
459  
460  
461  
462  
463  
464  
465  
466  
467  
468  
469  
470  
471  
472  
473  
474  
475  
476  
477  
478  
479  
480  
481  
482  
483  
484  
485  
486  
487  
488  
489  
490  
491  
492  
493  
494  
495  
496  
497  
498  
499  
500  
501  
502  
503  
504  
505  
506  
507  
508  
509  
510  
511  
512  
513  
514  
515  
516  
517  
518  
519  
520  
521  
522  
523  
524  
525  
526  
527  
528  
529  
530  
531  
532  
533  
534  
535  
536  
537  
538  
539  
540  
541  
542  
543  
544  
545  
546  
547  
548  
549  
550  
551  
552  
553  
554  
555  
556  
557  
558  
559  
560  
561  
562  
563  
564  
565  
566  
567  
568  
569  
570  
571  
572  
573  
574  
575  
576  
577  
578  
579  
580  
581  
582  
583  
584  
585  
586  
587  
588  
589  
590  
591  
592  
593  
594  
595  
596  
597  
598  
599  
600  
601  
602  
603  
604  
605  
606  
607  
608  
609  
610  
611  
612  
613  
614  
615  
616  
617  
618  
619  
620  
621  
622  
623  
624  
625  
626  
627  
628  
629  
630  
631  
632  
633  
634  
635  
636  
637  
638  
639  
640  
641  
642  
643  
644  
645  
646  
647  
648  
649  
650  
651  
652  
653  
654  
655  
656  
657  
658  
659  
660  
661  
662  
663  
664  
665  
666  
667  
668  
669  
670  
671  
672  
673  
674  
675  
676  
677  
678  
679  
680  
681  
682  
683  
684  
685  
686  
687  
688  
689  
690  
691  
692  
693  
694  
695  
696  
697  
698  
699  
700  
701  
702  
703  
704  
705  
706  
707  
708  
709  
710  
711  
712  
713  
714  
715  
716  
717  
718  
719  
720  
721  
722  
723  
724  
725  
726  
727  
728  
729  
730  
731  
732  
733  
734  
735  
736  
737  
738  
739  
740  
741  
742  
743  
744  
745  
746  
747  
748  
749  
750  
751  
752  
753  
754  
755  
756  
757  
758  
759  
760  
761  
762  
763  
764  
765  
766  
767  
768  
769  
770  
771  
772  
773  
774  
775  
776  
777  
778  
779  
780  
781  
782  
783  
784  
785  
786  
787  
788  
789  
790  
791  
792  
793  
794  
795  
796  
797  
798  
799  
800  
801  
802  
803  
804  
805  
806  
807  
808  
809  
810  
811  
812  
813  
814  
815  
816  
817  
818  
819  
820  
821  
822  
823  
824  
825  
826  
827  
828  
829  
830  
831  
832  
833  
834  
835  
836  
837  
838  
839  
840  
841  
842  
843  
844  
845  
846  
847  
848  
849  
850  
851  
852  
853  
854  
855  
856  
857  
858  
859  
860  
861  
862  
863  
864  
865  
866  
867  
868  
869  
870  
871  
872  
873  
874  
875  
876  
877  
878  
879  
880  
881  
882  
883  
884  
885  
886  
887  
888  
889  
890  
891  
892  
893  
894  
895  
896  
897  
898  
899  
900  
901  
902  
903  
904  
905  
906  
907  
908  
909  
910  
911  
912  
913  
914  
915  
916  
917  
918  
919  
920  
921  
922  
923  
924  
925  
926  
927  
928  
929  
930  
931  
932  
933  
934  
935  
936  
937  
938  
939  
940  
941  
942  
943  
944  
945  
946  
947  
948  
949  
950  
951  
952  
953  
954  
955  
956  
957  
958  
959  
960  
961  
962  
963  
964  
965  
966  
967  
968  
969  
970  
971  
972  
973  
974  
975  
976  
977  
978  
979  
980  
981  
982  
983  
984  
985  
986  
987  
988  
989  
990  
991  
992  
993  
994  
995  
996  
997  
998  
999  
1000



A COMPARISON OF THE INFLUENCE OF  
MECHANICAL AND ACOUSTICAL VIBRATIONS ON  
FREE CONVECTION FROM A HORIZONTAL CYLINDER

R. M. FAND  
E. M. PEEBLES

MASSACHUSETTS INSTITUTE OF TECHNOLOGY  
CAMBRIDGE, MASSACHUSETTS

DECEMBER 1961

AERONAUTICAL RESEARCH LABORATORY  
OFFICE OF AEROSPACE RESEARCH  
UNITED STATES AIR FORCE



UNCLASSIFIED

The Schenectady Institute of Technology,  
Schenectady, N.Y., A COMPARISON OF THE INFLUENCE  
OF MECHANICAL AND ACOUSTICAL VIBRATIONS  
ON HEAT TRANSFER FROM A HORIZONTAL CYLINDER,  
by R. N. Pand, E. M. Peebles, December 1961,  
25 p. (Project 7064; Task 70138) (Contract  
AF 33(616)-776) ATL 149, Part II.

Unclassified Report  
Empirical Correlation Equations have been  
published in the past by means of which the  
rate of convective heat transfer can be com-  
puted for a heated horizontal cylinder sub-  
jected to vertical mechanical vibrations (fre-  
quency order of magnitude: 100 cps) and  
horizontal transverse acoustic vibrations  
(frequency order of magnitude: 1000 cps).  
Flow-visualization studies, using smoke as  
the indicating medium, have revealed that the

(over)

UNCLASSIFIED

UNCLASSIFIED

boundary-layer flow about a heated horizontal  
cylinder subjected to vertical mechanical  
vibrations is different from the flow which  
occurs when such a cylinder is placed at the  
antinode of a transverse stationary horizon-  
tal sound field; in the former case, a wide  
zone of turbulence surrounds the cylinder;  
whereas, in the latter case, a type of bound-  
ary layer flow, called thermoacoustic stream-  
ing, occurs.

This report presents the results of an  
experimental investigation of the influence  
of horizontal transverse mechanical vibrations  
(frequency order of magnitude: 100 cps) upon  
the rate of convective heat transfer from a  
horizontal cylinder. The results of the ex-  
periments are compared with earlier findings.

UNCLASSIFIED

UNCLASSIFIED

The Schenectady Institute of Technology,  
Schenectady, N.Y., A COMPARISON OF THE INFLUENCE  
OF MECHANICAL AND ACOUSTICAL VIBRATIONS  
ON HEAT TRANSFER FROM A HORIZONTAL CYLINDER,  
by R. N. Pand, E. M. Peebles, December 1961,  
25 p. (Project 7064; Task 70138) (Contract  
AF 33(616)-776) ATL 149, Part II.

Unclassified Report  
Empirical Correlation Equations have been  
published in the past by means of which the  
rate of convective heat transfer can be com-  
puted for a heated horizontal cylinder sub-  
jected to vertical mechanical vibrations (fre-  
quency order of magnitude: 100 cps) and  
horizontal transverse acoustic vibrations  
(frequency order of magnitude: 1000 cps).  
Flow-visualization studies, using smoke as  
the indicating medium, have revealed that the

(over)

UNCLASSIFIED

boundary-layer flow about a heated horizontal  
cylinder subjected to vertical mechanical  
vibrations is different from the flow which  
occurs when such a cylinder is placed at the  
antinode of a transverse stationary horizon-  
tal sound field; in the former case, a wide  
zone of turbulence surrounds the cylinder;  
whereas, in the latter case, a type of bound-  
ary layer flow, called thermoacoustic stream-  
ing, occurs.

This report presents the results of an  
experimental investigation of the influence  
of horizontal transverse mechanical vibrations  
(frequency order of magnitude: 100 cps) upon  
the rate of convective heat transfer from a  
horizontal cylinder. The results of the ex-  
periments are compared with earlier findings.

UNCLASSIFIED

UNCLASSIFIED

The adiabatic Institute of Technology,  
Cambridge, Mass., a COLLABORER OF THE IMPROVED  
METHOD OF MEASURING AND CORRELATING VIBRATIONS  
OF HEATED BOUNDARY LAYER FLOW ABOUT A HORIZONTAL CYLINDER,  
by R. W. Park, E. N. Peables, December 1951,  
25 P. (Project 7064; Task 70138) (Contract  
AF 33(116)-7064) AND II, Part II.

Empirical Correlation Equations have been  
published in the past by means of which the  
rate of convective heat transfer can be com-  
puted for a heated horizontal cylinder sub-  
jected to vertical mechanical vibrations (fre-  
quency order of magnitude: 100 cps) and  
horizontal transverse acoustical vibrations  
(frequency order of magnitude: 1000 cps).  
Flow-visualization studies, using smoke as  
the indicating medium, have revealed that the

(over)

UNCLASSIFIED

UNCLASSIFIED

boundary-layer flow about a heated horizontal  
cylinder subjected to vertical mechanical  
vibrations is different from the flow which  
occurs when such a cylinder is placed at the  
antinode of a transverse stationary horizon-  
tal sound field; in the former case, a wide  
zone of turbulence surrounds the cylinder;  
whereas, in the latter case, a type of bound-  
ary layer flow, called thermosacoustic stream-  
ing, occurs.

This report presents the results of an  
experimental investigation of the influence  
of horizontal transverse mechanical vibrations  
(frequency order of magnitude: 100 cps) upon  
the rate of convective heat transfer from a  
horizontal cylinder. The results of the ex-  
periments are compared with earlier findings.

UNCLASSIFIED

UNCLASSIFIED

The adiabatic Institute of Technology,  
Cambridge, Mass., a COLLABORER OF THE IMPROVED  
METHOD OF MEASURING AND CORRELATING VIBRATIONS  
OF HEATED BOUNDARY LAYER FLOW ABOUT A HORIZONTAL CYLINDER,  
by R. W. Park, E. N. Peables, December 1951,  
25 P. (Project 7064; Task 70138) (Contract  
AF 33(116)-7064) AND II, Part II.

Empirical Correlation Equations have been  
published in the past by means of which the  
rate of convective heat transfer can be com-  
puted for a heated horizontal cylinder sub-  
jected to vertical mechanical vibrations (fre-  
quency order of magnitude: 100 cps) and  
horizontal transverse acoustical vibrations  
(frequency order of magnitude: 1000 cps).  
Flow-visualization studies, using smoke as  
the indicating medium, have revealed that the

(over)

UNCLASSIFIED

UNCLASSIFIED

boundary-layer flow about a heated horizontal  
cylinder subjected to vertical mechanical  
vibrations is different from the flow which  
occurs when such a cylinder is placed at the  
antinode of a transverse stationary horizon-  
tal sound field; in the former case, a wide  
zone of turbulence surrounds the cylinder;  
whereas, in the latter case, a type of bound-  
ary layer flow, called thermosacoustic stream-  
ing, occurs.

This report presents the results of an  
experimental investigation of the influence  
of horizontal transverse mechanical vibrations  
(frequency order of magnitude: 100 cps) upon  
the rate of convective heat transfer from a  
horizontal cylinder. The results of the ex-  
periments are compared with earlier findings.

UNCLASSIFIED

ARL 148  
PART II

**A COMPARISON OF THE INFLUENCE OF MECHANICAL AND  
ACOUSTICAL VIBRATIONS ON FREE CONVECTION FROM  
A HORIZONTAL CYLINDER**

*R. M. FAND  
E. M. PEEBLES*

*MASSACHUSETTS INSTITUTE OF TECHNOLOGY  
CAMBRIDGE, MASSACHUSETTS*

DECEMBER 1961

Contract AF 33(616)-6076  
Project 7064  
Task 70138

AERONAUTICAL RESEARCH LABORATORY  
OFFICE OF AEROSPACE RESEARCH  
UNITED STATES AIR FORCE  
WRIGHT-PATTERSON AIR FORCE BASE, OHIO

## FOREWORD

This final technical report was prepared by the Massachusetts Institute of Technology, Cambridge, Massachusetts, on Contract AF 33(616)-6076 for the Aeronautical Research Laboratory, Office of Aerospace Research, United States Air Force. The work reported herein was accomplished on Task 70138, "Research on a Novel Technique of Measuring Very High Temperature Gas" of Project 7064, "Research on Aerodynamic Fields", under the technical cognizance of Dr. Max G. Scherberg and Mr. Erich Soehngen of the Thermo-Mechanics Research Branch of ARL.

Part II is based, in part, on a S. M. and Nav. E. thesis entitled "The Influence of Mechanical Vibration on Free Convective Heat Transfer from Horizontal Cylinders" presented by E. M. Peebles to MIT in June, 1961. The work was performed in the Research Laboratory of Heat Transfer in Electronics at MIT.

## ABSTRACT

Empirical correlation equations have been published in the past by means of which the rate of convective heat transfer can be computed for a heated horizontal cylinder subjected to vertical mechanical vibrations (frequency order of magnitude: 100 cps) and horizontal transverse acoustical vibrations (frequency order of magnitude: 1000 cps). Flow-visualization studies, using smoke as the indicating medium, have revealed that the boundary-layer flow about a heated horizontal cylinder subjected to vertical mechanical vibrations is different from the flow which occurs when such a cylinder is placed at the antinode of a transverse stationary horizontal sound field: in the former case, a wide zone of turbulence surrounds the cylinder; whereas, in the latter case, a type of boundary-layer flow, called thermoacoustic streaming, occurs.

This report presents the results of an experimental investigation of the influence of horizontal transverse mechanical vibrations (frequency order of magnitude: 100 cps) upon the rate of convective heat transfer from a horizontal cylinder. The results of the experiments are compared with earlier findings. It is shown that, in spite of a ten-fold difference in frequency (and amplitude), the heat-transfer correlation equation previously developed for horizontal acoustical vibrations is also valid for horizontal mechanical vibrations, and that the character of the boundary-layer flow is the same (thermoacoustic streaming) for these two cases.

## TABLE OF CONTENTS

Section	Page
INTRODUCTION	1
SURVEY OF THE LITERATURE	3
APPARATUS	9
EXPERIMENTAL PROCEDURE AND RESULTS	10
DISCUSSION OF RESULTS AND CONCLUSIONS	12
BIBLIOGRAPHY	15

## LIST OF FIGURES

FIGURE		PAGE
1	Data of Martinelli and Boelter for Vertical Vibrations of a Horizontal Cylinder in Water	17
2	Data of Fand and Kaye for Convective Heat Transfer from a Heated Horizontal Cylinder in the Presence of an Intense Sound Field in Air	18
3	Conversion of SPL to $a_f$	19
4	Free Convection: $\Delta t = 200$ °F	20
5	Thermoacoustic Streaming: $f = 1100$ cps, SPL = 148 db, $\Delta t = 200$ °F	20
6	Data of Fand and Kaye for Vertical Vibrations of a Horizontal Cylinder in Air	21
7	Test Cylinder	22
8	Vibration Test Stand	23
9a	Close-up Photograph of Apparatus	24
9b	Photograph of Apparatus in Horizontal Test Position	24
10	Comparison of $h_v$ vs $a_f$ at Constant $\Delta t$ for Horizontal Heated Cylinder Subjected to Mechanical and Acoustical Vibrations in Air	25

## NOMENCLATURE

a	sinusoidal displacement amplitude of vibration
$D_o$	outside diameter of test cylinder
f	frequency of vibration
F	geometrical weighting factor defined in (2)
g	gravitational constant
Gr	Grashof number evaluated at $t_f$ ; $Gr = \frac{D_o^3 g \beta \Delta t}{\nu^2}$
$h_o$	coefficient of heat transfer in the absence of vibrations (free convection)
$h_v$	coefficient of heat transfer in the presence of vibrations
k	thermal conductivity
l	half wave length of sound
Nu	Nusselt number evaluated at $t_f$ , $Nu = \frac{hD_o}{k}$
Pr	Prandtl number evaluated at $t_f$
$Q_c$	computed rate of heat transfer by free convection from test cylinder (Eq. 4)
$Q_{cond}$	rate of heat transfer by conduction from test cylinder to yoke
$Q_{cv}$	rate of heat transfer by convection from test cylinder in the presence of vibrations
$Q_l$	$Q_l = Q_{cond} + Q_u$
$Q_r$	computed rate of heat transfer by radiation from test cylinder

$Q_t$	total metered electrical power delivered to test cylinder
$Q_u$	rate of heat transfer other than by conduction to the yoke plus radiation and conduction from lateral surface of test cylinder
Re	vibration Reynolds number evaluated at $t_f$ , $Re = \frac{D_o v}{\nu}$
SPL	sound pressure level (db, re 0.0002 microbar)
$t_a$	ambient temperature
$t_f$	mean film temperature, $t_f = \frac{t_s + t_a}{2}$
$t_s$	surface temperature of test cylinder
$\Delta t$	temperature potential of test cylinder, $\Delta t = t_s - t_a$
$\Delta t_{hm}$	temperature potential of heat meters
v	velocity amplitude of vibration
$\beta$	coefficient of volumetric expansion
$\nu$	kinematic viscosity

## INTRODUCTION

The influence of vibrations upon the rate of heat transfer by free convection from a heated surface can be investigated experimentally by two different methods. In the first method, the surface is held stationary and acoustic vibrations are established in the fluid medium surrounding the surface. In the second method, an oscillatory motion is impressed upon the surface itself, leaving the fluid environment otherwise undisturbed--this method generally employs a mechanical system which is caused to vibrate at its resonant frequency. Both the acoustical, or "sound method," and the "mechanical vibrations method" have the same basic objective: to create an oscillating relative velocity vector between a heated surface and a fluid medium. These methods have been used to study the interaction between vibrations and free convection for flat plates and cylinders, for different orientations of the vibration vector relative to these surfaces, for different ranges of amplitude and frequency of vibration, and for different magnitudes of the temperature potential. For practical reasons, the geometry which has been most intensively studied is that of a horizontal cylinder subjected to vibrations whose direction is normal (transverse) to the longitudinal axis of the cylinder.

The study of coupled vibrations and free convection from horizontal cylinders has uncovered a number of unexpected facts. In the first place, the magnitude of the increase in the rate of heat transfer which can be effected by the application of vibrations is considerably

larger than had been anticipated prior to these studies; in fact, so large are these increases, that it appears probable that vibrations can be profitably employed in certain industrial heat-transfer applications. Another important fact which has been deduced from experiments involving coupled vibrations and free convection from horizontal cylinders is that, for a given cylinder diameter and direction of vibration, the heat-transfer coefficient,  $h_v$ , is a function of a single vibrational parameter, namely, the intensity of vibration, defined as the product  $af$ . This fact greatly simplifies the correlation of data for a given geometry; however, the functional relationship between  $h_v$  and  $af$  is different for different geometries. Thus, for example, experiments with heated vibrating wires indicate that, for intense mechanical vibrations,  $h_v$  is a function of  $(af)^2$ --the same equation was found to hold whether the wires were vibrated horizontally or vertically. On the other hand, experiments with larger cylinders have shown that the functional relationship between  $h_v$  and  $af$  is different for the case of horizontal vibrations than for the case of vertical vibrations. A study utilizing horizontal acoustical vibrations (frequency order of magnitude: 1000 cps) has shown that for a cylinder, 3/4" in diameter,  $h_v$  is proportional to  $(af)^{2/3}$ , for  $af \geq 0.7$  ft/sec; another study, utilizing vertical mechanical vibrations (frequency order of magnitude: 100 cps), has shown that for a cylinder, 7/8" in diameter,  $h_v$  is proportional to  $(af)$ , for  $af \geq 0.9$  ft/sec. Flow visualization studies have demonstrated that the character of the boundary-layer flow for the various geometries described above is different in each case.

The great variety of experimental results mentioned in the preceding discussion leads to the important observation that, for coupled vibrations and free convection from cylinders, results obtained for a particular geometry, or for a particular range of experimental variables, may not be grossly extrapolated--the phenomena involved are non-linear and their interaction under unexplored conditions cannot, in general, be predicted. Having made this observation, it now becomes apparent that the quantitative data which have appeared in the literature to date are of limited usefulness, because these data represent more-or-less isolated and unrelated experiments. In order to render these data more useful--both for practical purposes, and for the purpose of providing a physical basis upon which a mathematical model for coupled vibrations and free convection can be constructed--it is necessary to systematically tie together the existing diverse pieces of information, so that each piece is part of a coherent whole. At the present time, it appears that this objective can best be achieved by performing a few judiciously chosen experiments and comparing the results of these experiments with currently available data. The present work represents an effort in this direction.

#### SURVEY OF THE LITERATURE

The review of literature given here will be limited to a discussion of publications which deal specifically with the influence of vibrations upon free convection from horizontal cylinders; particular attention will be given to papers containing quantitative results. For a more comprehensive outline of the literature relating to the general

problem of the interaction between vibrations and convective heat transfer, the reader is referred to (3).

In 1938 Martinelli and Boelter<sup>(1)</sup> investigated the effect of vertical mechanical vibrations upon the rate of heat transfer from a horizontal tube immersed in a tank of water. The tube diameter was 3/4", the amplitude of the sinusoidal motion of the cylinder was from 0 to 0.10", the frequency range was 0 to 40 cps, and the range of the temperature potential,  $\Delta t$ , was from 8 to 45 deg F. It was found that the coefficient of heat transfer was unaffected by mechanical vibrations for low vibration Reynolds numbers; this result was attributed to the dominance of free convection in this range. For sufficiently intense vibrations, however, the coefficient of heat transfer was observed to increase by as much as 400 per cent of its value without vibrations. No effort was made to observe the boundary-layer flow around the cylinder. The results of these experiments are plotted in Fig. 1. Unfortunately, the accuracy of these data is in doubt, since Boelter has reported that results obtained from a later experiment did not agree with the original data. In the Martinelli-Boelter apparatus, no provision was made to measure axial heat conduction from the test cylinder to its support structure. Since the rate of axial conduction must be known in order to determine accurately the rate of heat transfer by convection, it follows that the nondetermination of the conduction term is an important source of error in these experiments.

The influence of vibrations upon heat-transfer rates from horizontal heated wires to air has been investigated by Lemlich.<sup>(2)</sup>

In these experiments electrically heated wires of three different sizes (0.0253", 0.0396", and 0.0810" diameter) were vibrated with sinusoidal amplitudes up to 0.115" in the frequency range from 39 to 122 cps. The range of the temperature potential between the wires and the ambient air was 7 to 365 deg F. Increases in the heat-transfer coefficient were observed for increases in amplitude or in frequency. The coefficients of heat transfer for vibrating wires were as much as four times the coefficients without vibrations but with other conditions unaltered. For increases in heat transfer in excess of 10 per cent, Lemlich correlated his experimental data by the following empirical equation:

$$\frac{h_v}{h_o} = 0.75 + 0.0031 \frac{\overline{Re}^{2.05} (\beta \Delta t)^{0.33}}{(\text{Gr Pr})^{0.41}} \quad (1)$$

where  $h_v$  is the heat-transfer coefficient with vibration,  $h_o$  the analogous coefficient without vibration; the Reynolds number,  $\overline{Re}$ , in the above equation was computed on the basis of the cylinder diameter and the average vibrational velocity,  $\bar{v} = 4$  af.

Lemlich reported similar results for both vertical and horizontal vibrations. In order to account for this observation, the concept of a "stretched film" surrounding the entire path of vibrations was proposed. An effort was made to observe the boundary-layer flow using smoke by holding a lighted cigarette under the heated wires. These smoke observations were inconclusive—it is probable that the high temperature and overwhelming size of the burning core of the cigarette relative to the wire caused convective currents of sufficient strength to conceal the effects sought.

Fand and Kaye<sup>(3)</sup> performed a quantitative experimental investigation of the influence of sound fields upon free convection from a horizontal cylinder in air. In these experiments the diameter of the cylinder was  $3/4$ " , and the vibration vector was perpendicular both to the axis of the cylinder and to the force of gravity. The results show that for stationary sound waves whose half-wave length was 6 or more times the diameter of the test cylinder ( $l/D_0 \geq 6$ ), the coefficient of heat transfer is a function of only two variables: namely, the temperature potential and the intensity of vibration--the data for  $l/D_0 \geq 6$  are given in Fig. 2. The lines at constant  $\Delta t$  in Fig. 2 show that a "critical sound pressure level" exists at approximately 140 db, below which the influence of sound upon the convective heat-transfer rate is negligible and above which the rate is markedly increased by sound. (Sound pressure levels expressed in db may be converted into units of af with the aid of Fig. 3.)

In order to gain insight into the physical mechanism which caused the rate of heat transfer to increase in the presence of intense sound, Fand and Kaye<sup>(4)</sup> performed a flow-visualization study, using smoke as the indicating medium. This study revealed that at the critical sound pressure level the typical free-convective boundary-layer flow pattern around the heated cylinder is disrupted, and a fundamentally different type of boundary-layer flow, called thermoacoustic streaming, develops. Thermoacoustic streaming is characterized by a pair of oscillating vortices which begin to appear above the upper surface of the test cylinder when the sound pressure level reaches the critical value. As the sound pressure level is increased beyond the critical value, the vortices eventually reach a stage of development wherein their character is fully established;

when this stage has been reached, further increase in the sound pressure level increases the size of the vortices but does not alter their form. Fig. 4 is a photograph in which the streamlines of free-convective flow about a heated horizontal cylinder are made visible by means of a series of smoke filaments issuing from a row of hypodermic needles; Fig. 5 is a similar photograph which shows fully-developed thermoacoustic vortex flow.

For  $l/D_0 \geq 6$  (see Fig. 2), Fand and Kaye found that the critical vibration intensity is 0.36 ft/sec (SPL = 140 db); the vibration intensity for fully-developed thermoacoustic streaming is 0.71 ft/sec (SPL = 146 db); and, for fully-developed thermoacoustic streaming, the heat-transfer coefficient may be determined from the following empirical correlation equation.

$$h_v = 0.722 \left[ \Delta t (af)^2 F \right]^{1/3} \quad (2)$$

Since, for a simple harmonic wave, the velocity amplitude  $v = 2 \pi a f$ , it follows that the quantity  $(af)^2$  which appears in Eq. 2 is proportional to the kinetic energy of the sound vibration. The factor  $F$  is a geometrical weighting factor defined and evaluated in (3); the numerical value of  $F$  approaches 1 as the ratio of half-wave length to cylinder diameter approaches infinity.

More recently, Fand and Kaye<sup>(5)</sup> have completed an experimental investigation of the influence of vertical mechanical vibrations on heat transfer by free convection from a horizontal cylinder. The diameter of the cylinder was 7/8", and the ranges of the primary experimental variables

were as follows: temperature potential,  $\Delta t$ , 25 to 185 deg F; amplitude of vibration,  $a$ , 0 to 0.16"; frequency of vibration,  $f$ , 54 to 225 cps; intensity of vibration,  $af$ , 0 to 1.22 ft/sec. The results, given in Fig. 6, show that in this case, too, the sole controlling vibrational variable is the intensity of vibration. For intensities of vibration less than 0.3 ft/sec, the influence of vibrations upon the coefficient of heat transfer is negligible; above this so-called "critical intensity," the effect of vibrations is to increase the heat-transfer coefficient significantly. A flow visualization study, employing smoke as the indicating medium, was carried out and indicated that the fluid-dynamical mechanism which causes the observed increases in the heat-transfer coefficient is vibrationally induced turbulence. This turbulent type of boundary-layer flow differs radically from the vortex type of flow, called thermoacoustic streaming, which develops near a horizontal cylinder in the presence of acoustically induced transverse horizontal vibrations.

The lines for constant  $\Delta t$  in Fig. 6 show that in the experimental region defined by  $\Delta t < 100$  deg F, the heat-transfer coefficient is independent of  $\Delta t$  for sufficiently high levels of vibrations. In the region defined by  $\Delta t \geq 100$  deg F and  $af \geq 0.9$  ft/sec, the following empirical equation applies:

$$h_v = 0.847 \left( \frac{\Delta t}{D_o} \right)^{0.2} (af) \quad (3)$$

It is of interest to note that the velocity amplitude,  $v$ , for a simple harmonic oscillation is given by  $v = 2 \pi af$ , from which it follows that the heat-transfer coefficient in Eq. 3 is directly proportional to the velocity of vibration.

## APPARATUS

The apparatus used in this study consisted basically of an electrically heated circular test cylinder, instrumented to provide convective heat-transfer data, and a vibrating system to which the test cylinder was fastened by means of a yoke. Heat meters were interposed between the test cylinder and the clamps of the yoke, in order to measure the rate of heat transfer by conduction from the test cylinder to its support structure.

The test cylinder, 7/8" OD, consisted of an aluminum sleeve which contained an electric resistance heater wound on a spirally grooved ceramic base as shown in detail in Fig. 7. Eight thermocouples were embedded in the surface of the test cylinder at sections A-A through G-G; the arithmetic mean of the readings of the six thermocouples at sections B-B through F-F was defined as the cylinder surface temperature,  $t_s$ .

The heat meters, shown in Fig. 7, consisted of two thin copper rings separated by a teflon spacer. Differential thermocouples were soldered to the copper rings, thereby providing a means by which the temperature drop across the teflon spacers could be measured. Since all heat conducted from the test cylinder to its support structure must pass through the teflon spacers, and since this conduction loss depends upon the temperature difference across the spacers, it follows that the readings of the differential thermocouples provide a measure of the conduction loss. The relationship between the conduction loss (plus certain small additional losses) and the temperature difference across the teflon

spacers was obtained from a series of calibration tests described in greater detail in the next section.

The vibrating system consisted of two beams and an electro-mechanical vibrator, as shown in Fig. 8. One beam, in the form of a heavy machined channel, was securely bolted to the vibrator and served as an alignment platform upon which the second beam, called the "resonant beam" was mounted by means of two hinged supports. The resonant beam, to which the yoke was clamped at midspan, was made to vibrate as a "free-free" beam, by driving it with the electromechanical exciter at its fundamental resonant frequency (104 cps); in order to achieve the "free-free" condition, the hinged supports of the resonant beam were located at the nodal points. The frequency of vibration was measured with an electronic frequency counter, correct to within 1 cps; the amplitude of vibration was measured by means of a cathetometer with an accuracy of 0.002". The test stand was designed so that the entire apparatus could be rotated through 90 deg. Fig. 8 is a drawing of the apparatus in the vertical position. Fig. 9a is a close-up photograph of the apparatus in the vertical position, and Fig. 9b is a photograph of the apparatus in the horizontal testing position employed in the present investigation.

#### EXPERIMENTAL PROCEDURE AND RESULTS

Three series of heat-transfer tests were performed, one with free-convection (no vibrations) and two with the cylinder executing horizontal transverse vibrations. The purpose of the free-convection tests was to obtain calibration data relating the heat conduction loss from the test cylinder, plus certain small additional heat losses described

below, with the temperature difference across the heat meters. A calibration curve was constructed by plotting  $(Q_t - Q_r - Q_c)$  versus  $\Delta t_{hm}$ , where  $Q_t$  represents measured rates of electrical energy delivered to the test cylinder, and  $\Delta t_{hm}$  represents corresponding measured steady-state temperature differences across the heat meters;  $Q_r$  represents the rate of heat transfer by radiation from the cylinder surface, computed by conventional methods; and  $Q_c$  represents the rate of heat transfer by free convection, computed from the following empirical formula:<sup>(5)</sup>

$$h_o = 0.255 \left( \frac{\Delta t}{D_o} \right)^{\frac{1}{4}} \quad (4)$$

The quantity  $(Q_t - Q_r - Q_c)$  is equal to the conduction loss,  $Q_{cond}$ , from the test cylinder to the yoke, plus certain small losses,  $Q_u$ , which cannot be accounted for quantitatively; these unaccountable losses include convection losses from the ends of the cylinder and from the exposed surfaces of the heat meters, and also conduction losses through electrical lead wires. Thus, the calibration curve which was obtained consisted of a plot of  $Q_1 = (Q_{cond} + Q_u)$  versus  $\Delta t_{hm}$ , where  $Q_1$  represents all heat transfer from the test cylinder other than radiation and free convection from its lateral surface. Since the values of  $Q_u$  were relatively small, it was assumed that the change in  $Q_u$  due to vibrations would be negligible; therefore, the calibration curve,  $Q_1$  vs.  $\Delta t_{hm}$ , obtained in the absence of vibrations, was used to determine the losses in all subsequent tests in which vibrations were present.

Two series of heat-transfer tests were performed utilizing various vibrational intensities in the range between 0.21 and 1.12 ft/sec;

in the first series, the electrical input to the test cylinder,  $Q_t$ , was adjusted until the steady-state temperature potential,  $\Delta t$ , equaled  $150 \pm 1$  deg F; in the second series, the electrical input was adjusted until the steady-state temperature potential,  $\Delta t$ , equaled  $50 \pm 1$  deg F. In each heat-transfer test involving vibrations, the steady-state reading of  $\Delta t_{hm}$  was recorded, and the corresponding value of  $Q_1$  was obtained from the calibration curve. The convective rate of heat transfer from the vibrating cylinder,  $Q_{cv}$ , was then computed by subtracting the losses,  $Q_1$ , and the computed rate of radiation,  $Q_r$ , from  $Q_t$ . The heat-transfer coefficient in the presence of vibrations,  $h_v$ , was then determined from  $Q_{cv}$  by using the defining equation. The results of both series of heat-transfer tests in the presence of vibrations are plotted in Fig. 10.

In order to observe the character of the boundary-layer flow around the heated test cylinder in the presence of horizontal vibrations, a photographic flow-visualization study, employing smoke as the indicating medium, was performed. Unfortunately, the photographs obtained are not of printable quality; however, it was observed that the boundary-layer flow in the presence of vibrations closely resembled the kind of vortex flow shown in Fig. 5.

#### DISCUSSION OF RESULTS AND CONCLUSIONS

The experimental results of the present investigation, plotted in Fig. 10, were compared with all pertinent published data. It was found that the quantitative and qualitative (flow visualization) results obtained here were in close agreement with the data for coupled heat transfer and sound published in (2). In order to facilitate the comparison of the

quantitative results, appropriate constant- $\Delta t$  lines taken from (2) have been included in Fig. 10. The close agreement between the quantitative data and flow-visualization studies of the present investigation with the results of the study employing sound leads to the following conclusions:

1. The physical mechanism of interaction between free-convection from a heated horizontal cylinder and horizontal transverse vibrations is essentially the same, whether the vibrations are acoustically (for  $l/D_0 \geq 6$ ) or mechanically induced. This conclusion agrees with predictions based on theory made by Westervelt<sup>(6)</sup> and Lighthill<sup>(7)</sup>.
2. The critical intensity, above which the rate of heat transfer from a heated horizontal cylinder increases significantly, is approximately 0.36 ft/sec. The critical intensity is not a function of the frequency of vibration as predicted by Westervelt<sup>(8)</sup>.
3. For values of  $af \geq 0.7$  ft/sec., Eq. 2 may be used to compute the rate of heat transfer from a heated horizontal cylinder subjected to either acoustically or mechanically induced horizontal transverse vibrations.

In order to fully and properly interpret the preceding conclusions, it is necessary to discuss an additional variable which is implicit in all the experiments described above: This variable is the ratio of the amplitude of vibration to the diameter of the cylinder,  $a/D_0$ . The ratio  $a/D_0$  is an important parameter in all fluid-dynamical problems involving transversely vibrating cylinders<sup>(9)</sup>. The wide divergence between Eq. 1 and Eq. 2, both of which apply to horizontal heated cylinders subjected to horizontal transverse vibrations, is attributable to the large difference between the values of  $a/D_0$  in the two experiments to which these

equations refer--in Lemlich's work with wires (Eq. 1),  $a/D_0 \sim 4$ ; whereas, in Fand and Kaye's sound experiments (Eq. 2),  $a/D_0 \sim 0.016$ . In the present investigation,  $a/D_0 \sim 0.16$ ; therefore, it may be concluded that Eq. 2 holds in spite of a tenfold increase in  $a/D_0$ . This experimental demonstration of the insensitivity of the coupling between free convection and vibrations to changes in  $a/D_0$  over a relatively large range of values may simplify the analytical formulation of this complex problem. The extension of the range of applicability of Eq. 2 is useful from a practical point of view, because the equation may now be applied with confidence to numerous additional cases of practical interest.

## BIBLIOGRAPHY

1. R. C. Martinelli and L. M. K. Boelter, "The Effect of Vibration Upon the Free Convection from a Horizontal Tube," Proc. 5th Inter. Congr. Appl. Mech., 1938, p. 578.
2. R. Lemlich, "Effect of Vibration on Natural Convection Heat Transfer," Symposium on Pulsatory and Vibrational Phenomena, Ind. and Eng. Chem., Vol. 47, No. 6, 1955.
3. R. M. Fand and J. Kaye, "The Influence of Sound on Free Convection from a Horizontal Cylinder," Trans. ASME, Vol. 83, Series C, No. 2, 1961, pp. 133-148.
4. R. M. Fand and J. Kaye, "Acoustic Streaming Near a Heated Cylinder," Jour. Ac. Soc. Am., Vol. 32, 1960, p. 579.
5. R. M. Fand and J. Kaye, "The Influence of Vertical Vibrations on Heat Transfer by Free Convection from a Horizontal Cylinder," Second International Heat Transfer Conference, Boulder, Colorado, 1961, paper A-17.
6. P. J. Westervelt, "Hydrodynamic Flow and Oseen's Approximations," Jour. Ac. Soc. Am., Vol. 25, 1953, p. 951.
7. M. J. Lighthill, "The Response of Laminar Skin Friction and Heat Transfer to Fluctuations in the Stream Velocity," Proc. Roy. Soc. Lond., Vol. A224, 1954, p. 1.
8. P. J. Westervelt, "The Effects of Sound Waves on Heat Transfer," Jour. Ac. Soc. Am., Vol. 32, No. 3, 1960, pp. 337-338.

9. R. S. Dougall, T. Chiang, and R. M. Fand, "A Study of the Differential Equations of Coupled Vibrations and Free Convection from a Heated Horizontal Cylinder," ARL 148, Part I.

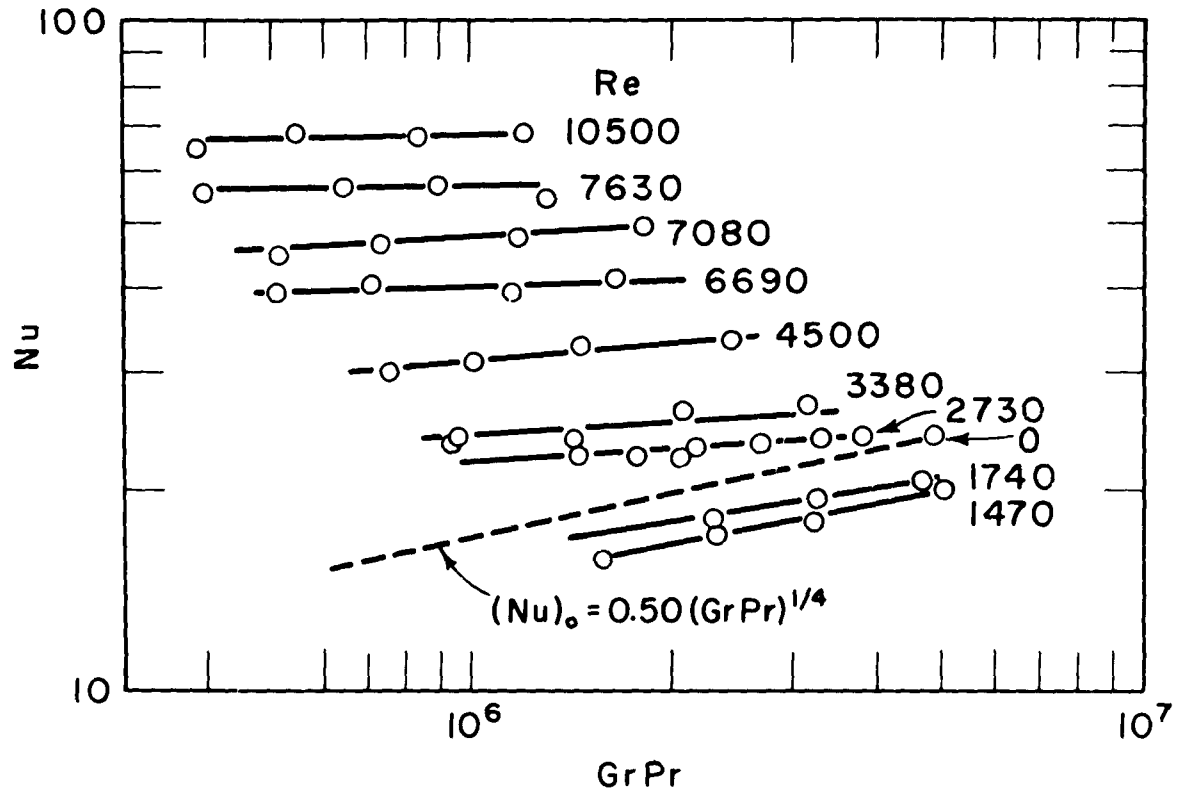


Figure 1. Data of Martinelli and Boelter for Vertical Vibrations of a Horizontal Cylinder in Water.

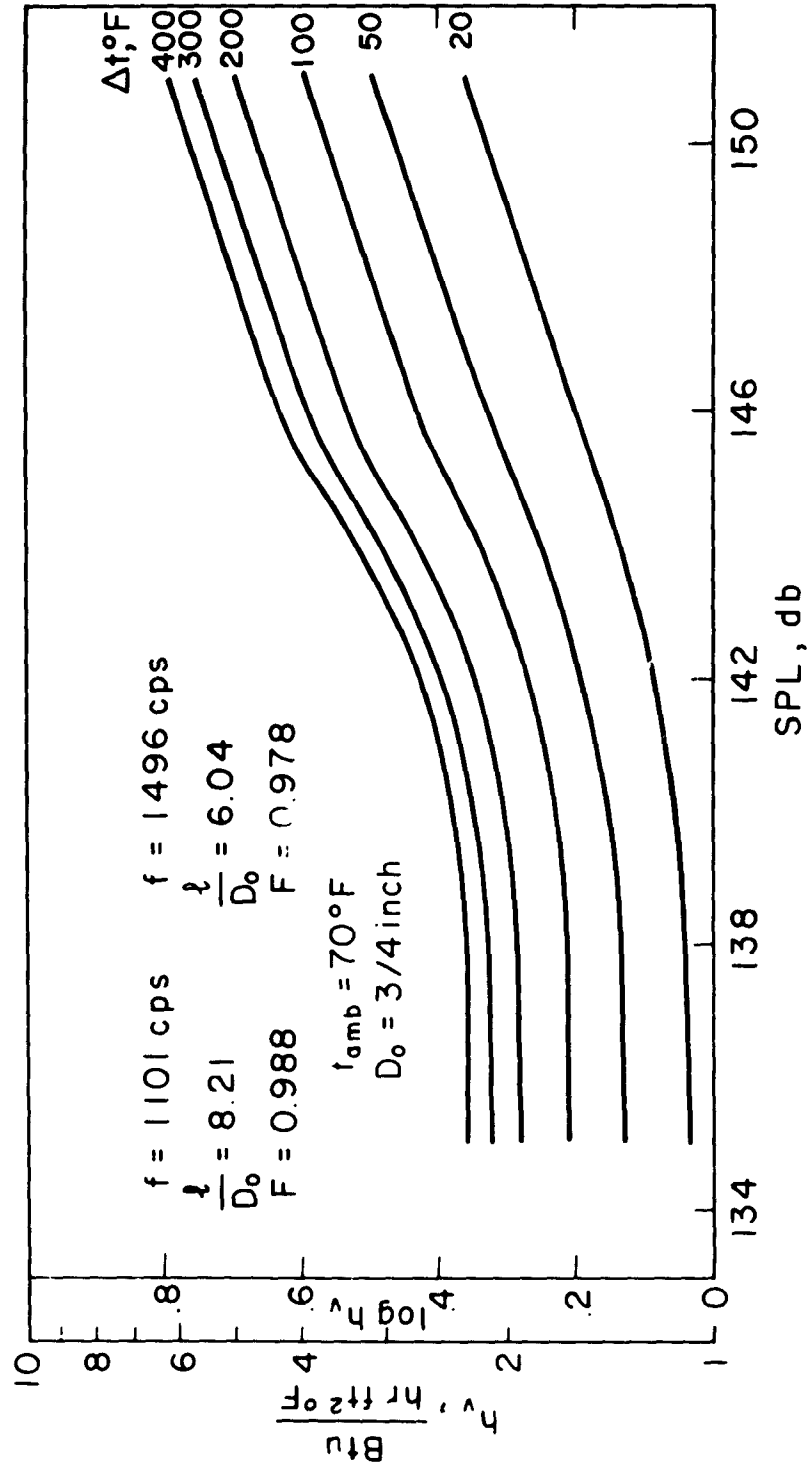


Figure 2. Data of Fand and Kaye for Convective Heat Transfer from a Heated Horizontal Cylinder in the Presence of an Intense Sound Field in Air.

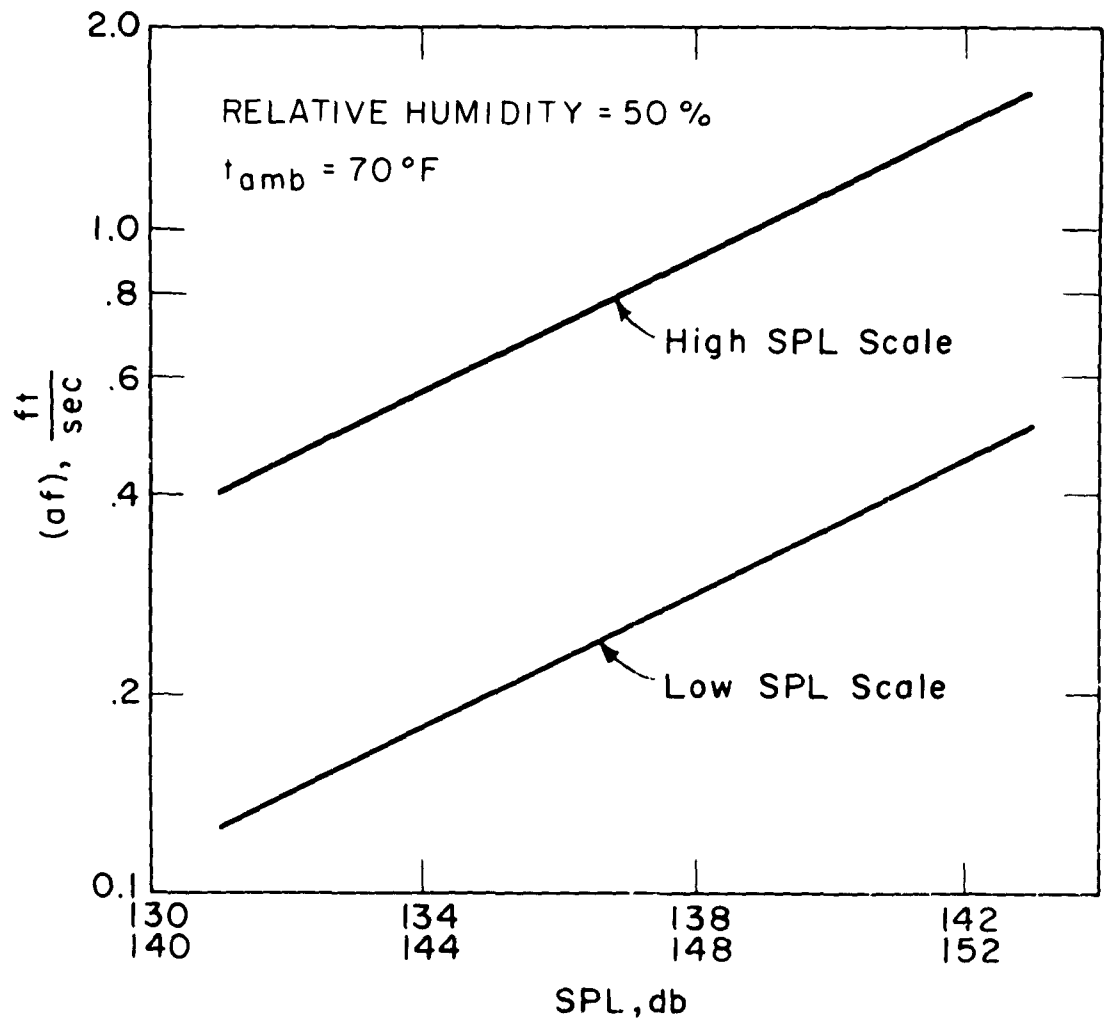


Figure 3. Conversion of SPL to af

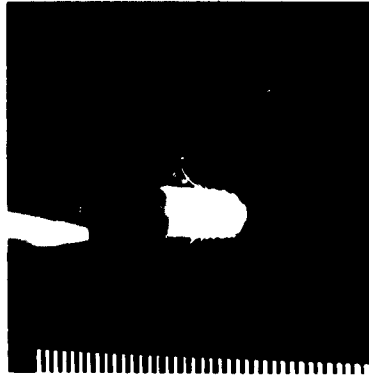


Fig. 4 Free Convection:  $\Delta t = 200$  °F



Fig. 5 Thermoacoustic Streaming:  
 $f = 1100$  cps, SPL = 148 db,  $\Delta t = 200$  °F

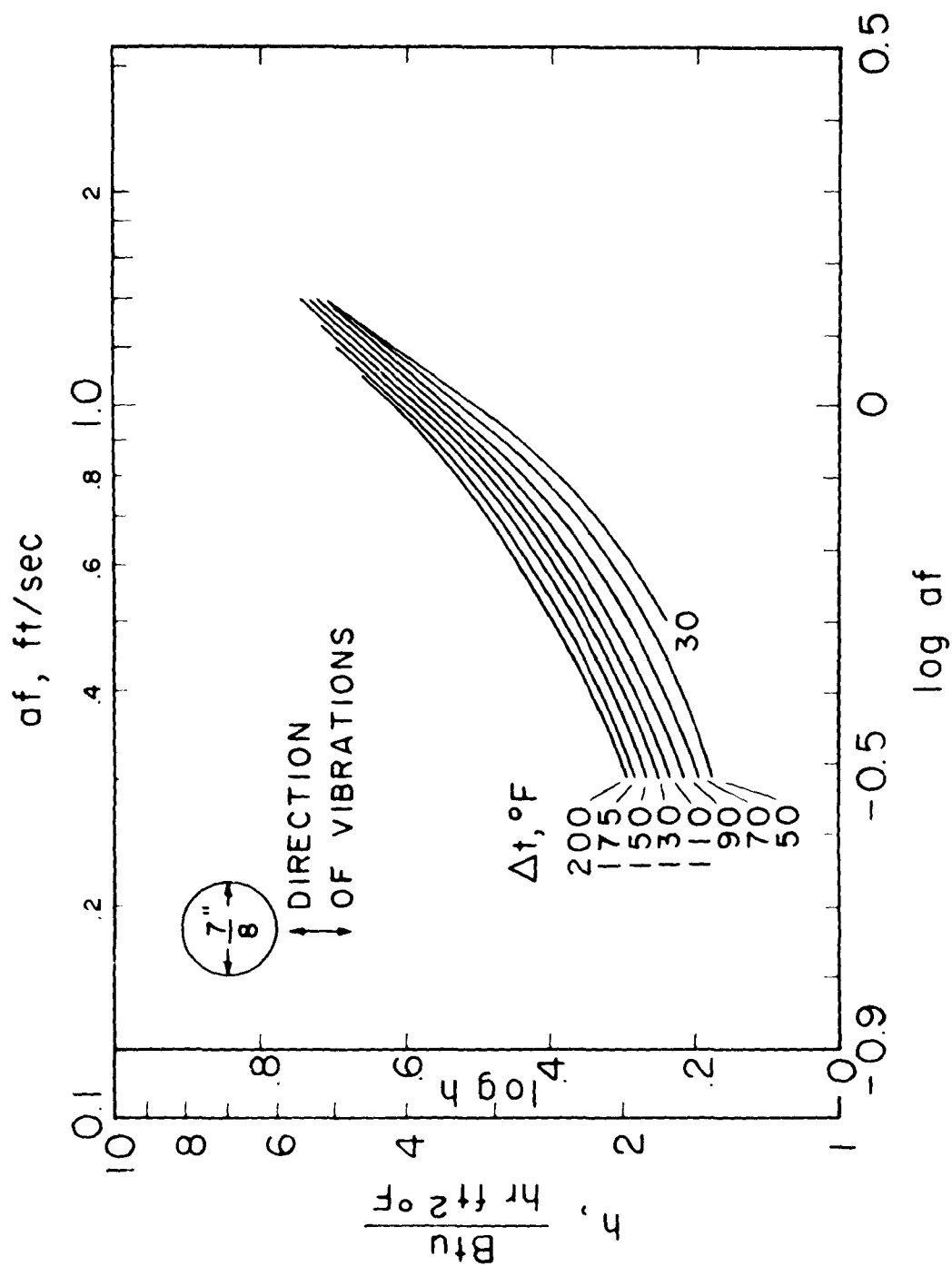


Figure 6. Data of Fand and Kaye for Vertical Vibrations of a Horizontal Cylinder in Air.

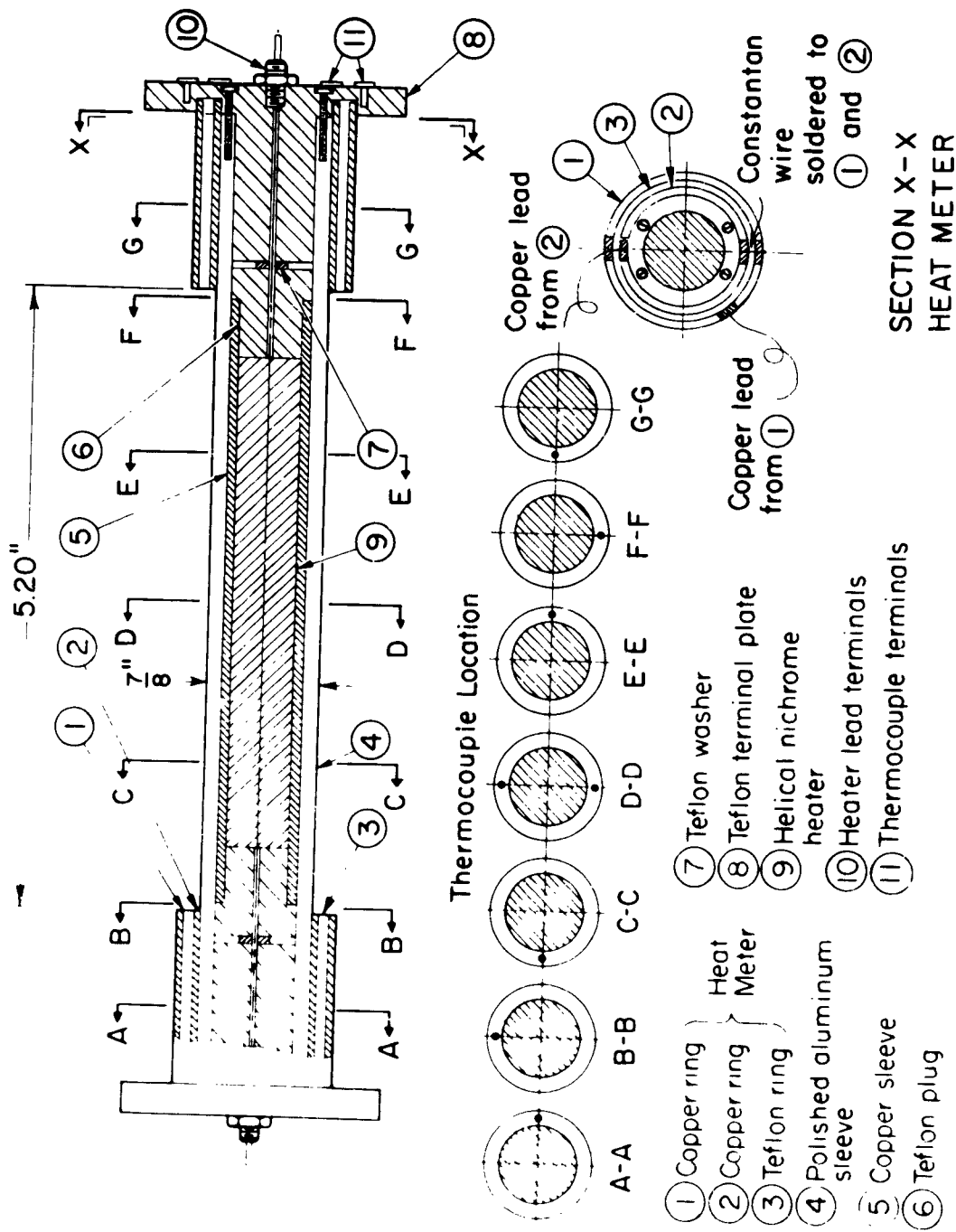


Figure 7. Test Cylinder.

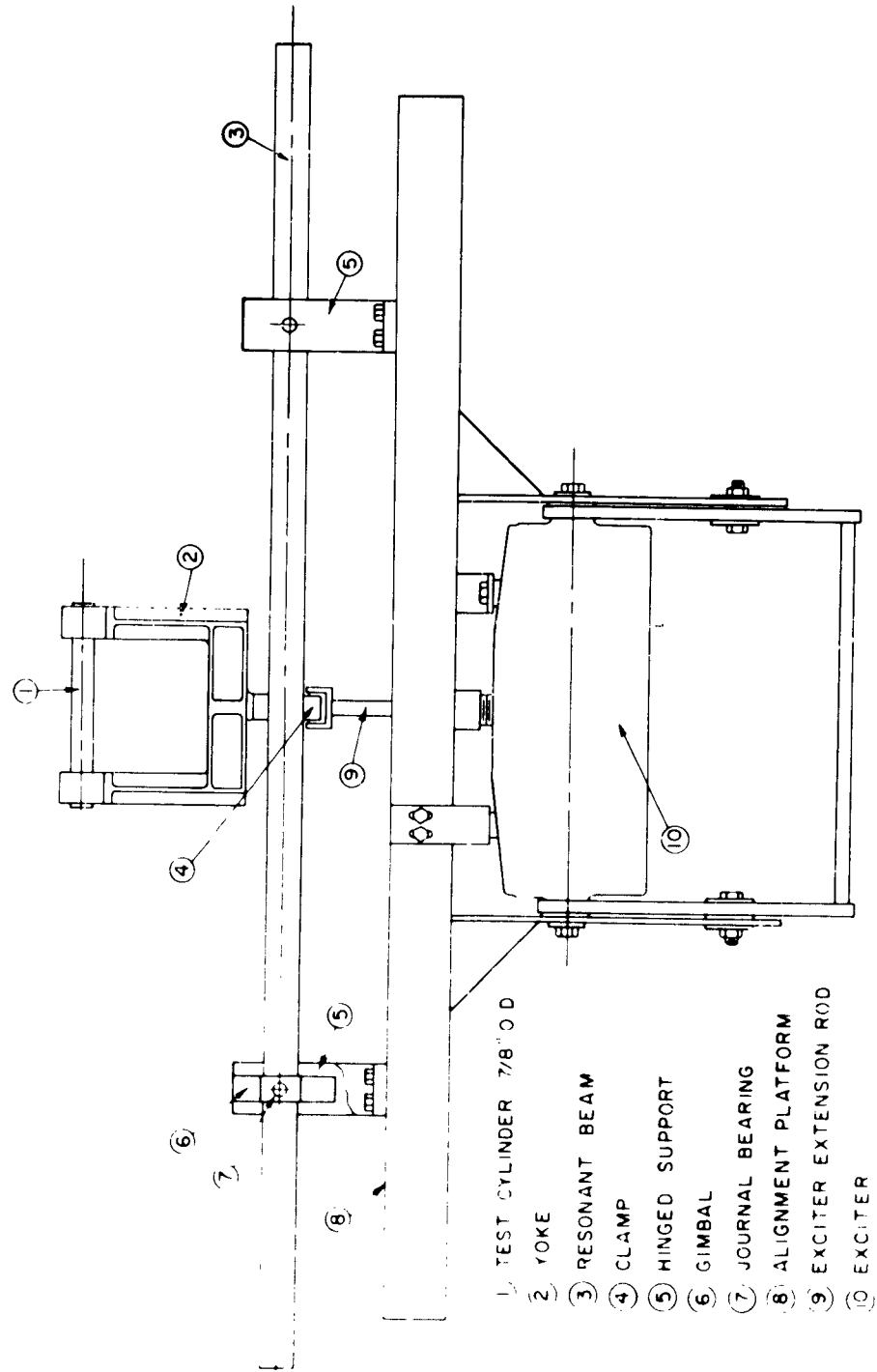


Figure 8. Vibration Test Stand.




Figure 9a. Close-up of Photograph Apparatus




Figure 9b. Photograph of Apparatus in Horizontal Test Position.

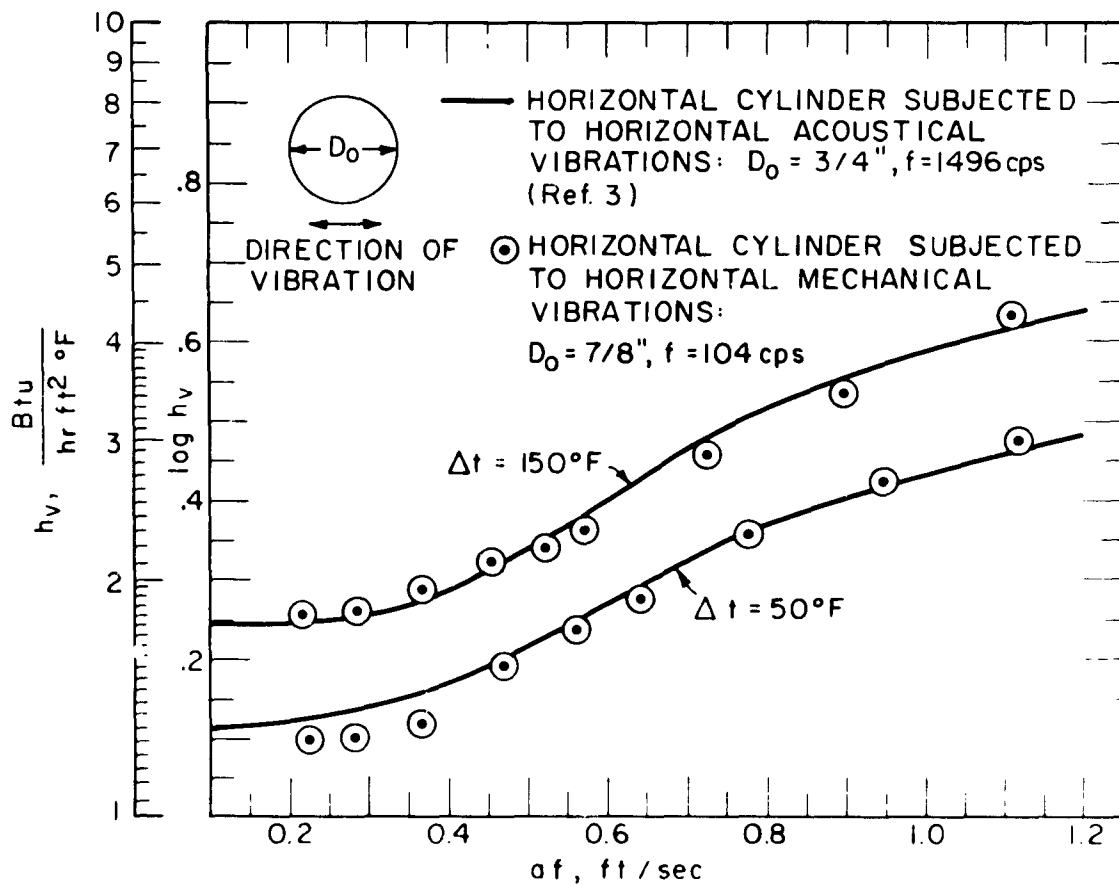


Figure 10. Comparison of  $h_v$  vs  $af$  at Constant  $\Delta t$  for Horizontal Heated Cylinder Subjected to MEchanical and Acoustical Vibrations in Air.

UNCLASSIFIED

Massachusetts Institute of Technology,  
Cambridge, Mass., A COMPARISON OF THE INFLUENCE  
OF MECHANICAL AND ACOUSTICAL VIBRATIONS  
ON HEAT CONVECTION FROM A HORIZONTAL CYLINDER,  
by R. M. Fand, E. M. Peables, December 1961,  
25 p. (Project 7064; Task 70138) (Contract  
AF 33(16)-7776) AIL 149, Part II.

Unclassified Report  
Empirical Correlation Equations have been  
published in the past by means of which the  
rate of convective heat transfer can be com-  
puted for a heated horizontal cylinder sub-  
jected to vertical mechanical vibrations (fre-  
quency order of magnitude: 100 cps) and  
horizontal transverse acoustic vibrations  
(frequency order of magnitude: 1000 cps).  
Flow-visualization studies, using smoke as  
the indicating medium, have revealed that the

( over )

UNCLASSIFIED

UNCLASSIFIED

boundary-layer flow about a heated horizontal  
cylinder subjected to vertical mechanical  
vibrations is different from the flow which  
occurs when such a cylinder is placed at the  
antinode of a transverse stationary horizon-  
tal sound field; in the former case, a wide  
zone of turbulence surrounds the cylinder;  
whereas, in the latter case, a type of bound-  
ary layer flow, called thermoacoustic stream-  
ing, occurs.

This report presents the results of an  
experimental investigation of the influence  
of horizontal transverse mechanical vibrations  
(frequency order of magnitude: 100 cps) upon  
the rate of convective heat transfer from a  
horizontal cylinder. The results of the ex-  
periments are compared with earlier findings.

UNCLASSIFIED

UNCLASSIFIED

Massachusetts Institute of Technology,  
Cambridge, Mass., A COMPARISON OF THE INFLUENCE  
OF MECHANICAL AND ACOUSTICAL VIBRATIONS  
ON HEAT CONVECTION FROM A HORIZONTAL CYLINDER,  
by R. M. Fand, E. M. Peables, December 1961,  
25 p. (Project 7064; Task 70138) (Contract  
AF 33(16)-7776) AIL 149, Part II.

Unclassified Report  
Empirical Correlation Equations have been  
published in the past by means of which the  
rate of convective heat transfer can be com-  
puted for a heated horizontal cylinder sub-  
jected to vertical mechanical vibrations (fre-  
quency order of magnitude: 100 cps) and  
horizontal transverse acoustic vibrations  
(frequency order of magnitude: 1000 cps).  
Flow-visualization studies, using smoke as  
the indicating medium, have revealed that the

( over )

UNCLASSIFIED

UNCLASSIFIED

boundary-layer flow about a heated horizontal  
cylinder subjected to vertical mechanical  
vibrations is different from the flow which  
occurs when such a cylinder is placed at the  
antinode of a transverse stationary horizon-  
tal sound field; in the former case, a wide  
zone of turbulence surrounds the cylinder;  
whereas, in the latter case, a type of bound-  
ary layer flow, called thermoacoustic stream-  
ing, occurs.

This report presents the results of an  
experimental investigation of the influence  
of horizontal transverse mechanical vibrations  
(frequency order of magnitude: 100 cps) upon  
the rate of convective heat transfer from a  
horizontal cylinder. The results of the ex-  
periments are compared with earlier findings.

UNCLASSIFIED

UNCLASSIFIED

Massachusetts Institute of Technology, Cambridge, Mass., a COMPARISON OF THE INFLUENCE OF MECHANICAL AND ACOUSTICAL VIBRATIONS ON HEAT CONVECTION FROM A CIRCULAR CYLINDER, by R. M. Fand, E. M. Peebles, December 1961, 25 p. (Project 7064; Task 70138) (Contract AF 33(516)-6076) ARL 149, Part II.

Empirical Correlation Equations have been published in the past by means of which the rate of convective heat transfer can be computed for a heated horizontal cylinder subjected to vertical mechanical vibrations (frequency order of magnitude: 100 cps) and horizontal transverse acoustic vibrations (frequency order of magnitude: 1000 cps). Flow-visualization studies, using smoke as the indicating medium, have revealed that the

( over )

UNCLASSIFIED

boundary-layer flow about a heated horizontal cylinder subjected to vertical mechanical vibrations is different from the flow which occurs when such a cylinder is placed at the antinode of a transverse stationary horizontal sound field; in the former case, a wide zone of turbulence surrounds the cylinder; whereas, in the latter case, a type of boundary layer flow, called thermoacoustic streaming, occurs.

This report presents the results of an experimental investigation of the influence of horizontal transverse mechanical vibrations (frequency order of magnitude: 100 cps) upon the rate of convective heat transfer from a horizontal cylinder. The results of the experiments are compared with earlier findings.

UNCLASSIFIED

UNCLASSIFIED

Massachusetts Institute of Technology, Cambridge, Mass., a COMPARISON OF THE INFLUENCE OF MECHANICAL AND ACOUSTICAL VIBRATIONS ON HEAT CONVECTION FROM A CIRCULAR CYLINDER, by R. M. Fand, E. M. Peebles, December 1961, 25 p. (Project 7064; Task 70138) (Contract AF 33(516)-6076) ARL 149, Part II.

Empirical Correlation Equations have been published in the past by means of which the rate of convective heat transfer can be computed for a heated horizontal cylinder subjected to vertical mechanical vibrations (frequency order of magnitude: 100 cps) and horizontal transverse acoustic vibrations (frequency order of magnitude: 1000 cps). Flow-visualization studies, using smoke as the indicating medium, have revealed that the

( over )

UNCLASSIFIED

boundary-layer flow about a heated horizontal cylinder subjected to vertical mechanical vibrations is different from the flow which occurs when such a cylinder is placed at the antinode of a transverse stationary horizontal sound field; in the former case, a wide zone of turbulence surrounds the cylinder; whereas, in the latter case, a type of boundary layer flow, called thermoacoustic streaming, occurs.

This report presents the results of an experimental investigation of the influence of horizontal transverse mechanical vibrations (frequency order of magnitude: 100 cps) upon the rate of convective heat transfer from a horizontal cylinder. The results of the experiments are compared with earlier findings.

UNCLASSIFIED