

UNCLASSIFIED

AD 294 960

*Reproduced
by the*

**ARMED SERVICES TECHNICAL INFORMATION AGENCY
ARLINGTON HALL STATION
ARLINGTON 12, VIRGINIA**



UNCLASSIFIED

NOTICE: When government or other drawings, specifications or other data are used for any purpose other than in connection with a definitely related government procurement operation, the U. S. Government thereby incurs no responsibility, nor any obligation whatsoever; and the fact that the Government may have formulated, furnished, or in any way supplied the said drawings, specifications, or other data is not to be regarded by implication or otherwise as in any manner licensing the holder or any other person or corporation, or conveying any rights or permission to manufacture, use or sell any patented invention that may in any way be related thereto.

63-2-3

294960

AFCRL-62-745

**IMPEDANCE OF A MONOPOLE ANTENNA
WITH A RADIAL-WIRE GROUND SYSTEM
ON AN IMPERFECTLY CONDUCTING GROUND**

by

C. T. A. Johnk

S. W. Maley

R. J. King

**UNIVERSITY OF COLORADO
Department of Electrical Engineering
Boulder, Colorado**

**SCIENTIFIC REPORT NO. 4
Contract No. AF 19(604)-4556**

24 August 1962

Period Covered

January, 1961 - December, 1961

Project No. 5635

Task No. 56350

Prepared for

**ELECTRONICS RESEARCH DIRECTORATE
AIR FORCE CAMBRIDGE RESEARCH LABORATORIES
OFFICE OF AEROSPACE RESEARCH
UNITED STATES AIR FORCE
BEDFORD, MASSACHUSETTS**

CATALOGED BY ASTIA
AS AD NO. _____

294 960

AFCRL-62-745

**IMPEDANCE OF A MONOPOLE ANTENNA
WITH A RADIAL-WIRE GROUND SYSTEM
ON AN IMPERFECTLY CONDUCTING GROUND**

by

C. T. A. Johnk

S. W. Maley

R. J. King

**UNIVERSITY OF COLORADO
Department of Electrical Engineering
Boulder, Colorado**

**SCIENTIFIC REPORT NO. 4
Contract No. AF 19(604)-4556**

24 August 1962

Period Covered

January, 1961 - December, 1961

Project No. 5635

Task No. 56350

Prepared for

**ELECTRONICS RESEARCH DIRECTORATE
AIR FORCE CAMBRIDGE RESEARCH LABORATORIES
OFFICE OF AEROSPACE RESEARCH
UNITED STATES AIR FORCE
BEDFORD, MASSACHUSETTS**

Requests for additional copies by Agencies of the Department of Defense, their contractors, and other Government agencies should be directed to the:

**ARMED SERVICES TECHNICAL INFORMATION AGENCY
ARLINGTON HALL STATION
ARLINGTON 12, VIRGINIA**

Department of Defense contractors must be established for ASTIA services or have their "need to know" certified by the cognizant military agency of their project or contract. All other persons and organizations should apply to the:

**U. S. DEPARTMENT OF COMMERCE
OFFICE OF TECHNICAL SERVICES
WASHINGTON 25, D. C.**

**IMPEDANCE OF A MONOPOLE ANTENNA
WITH A RADIAL-WIRE GROUND SYSTEM
ON AN IMPERFECTLY CONDUCTING GROUND**

1. Introduction

A vertical monopole antenna over an imperfectly conducting ground is normally used in conjunction with a ground system consisting of a circular conducting disk or a number of radial wires. The use of such a ground system greatly reduces the power loss in the ground near the base of the monopole. The disk is the most effective ground system in this respect; but, for large antenna systems, cost considerations necessitate the use of radial wires. The effectiveness of radial wire systems as approximations to disks is investigated by means of impedance measurements.

A vertical monopole antenna system was constructed in the laboratory using water as an imperfectly conducting ground. The water was contained in a tank of sufficient extent and depth to very closely approximate an infinite half-space.

Impedance measurements were made for a $\lambda/4$ monopole, first with a circular conducting disk ground system and then with radial wire ground systems of various radii and number of wires. The frequencies used were 4.2 and 9.6 kMc/s. As the number of radial wires in the ground system is increased, the impedance of the monopole approaches that for a conducting disk ground system of equal radius. The impedance as a function of the number of radial wires is plotted on the same charts with calculated impedance values based on a formula by Wait [1954].

2. Impedance Calculations

The impedance of a monopole antenna over an imperfectly conducting ground is given by Wait [1954] as¹

$$Z = Z^{\infty} - \frac{2\pi}{I_0} \int_0^{\infty} H_{\phi}^{\infty}(r,0) E_r(r,0) r dr. \quad (1)$$

Z^{∞} and $H_{\phi}^{\infty}(r,0)$ are quantities which would exist if the ground were perfectly conducting. Z^{∞} is the monopole base impedance, and $H_{\phi}^{\infty}(r,0)$ is the magnetic field at the surface of the ground for a monopole base current of I_0 . $E_r(r,0)$ is the tangential component of the electric field which exists for a monopole base current of I_0 and for the imperfectly conducting ground. The time dependence is $\exp(i\omega t)$ where ω is angular frequency, t is time and $i = \sqrt{-1}$. The coordinate system is shown in Fig. 1.

For the case of a conducting disk ground system of radius "a," $E_r(r,0) = 0$ for $0 < r < a$ and (1) becomes

$$Z = Z^{\infty} - \frac{2\pi}{I_0} \int_a^{\infty} H_{\phi}^{\infty}(r,0) E_r(r,0) r dr. \quad (2)$$

For the case of a radial wire ground system such as shown in Fig. 2 the wires are connected to a small metal disk of radius "a"; therefore, (1) becomes

$$Z = Z^{\infty} - \frac{2\pi}{I_0} \int_a^b H_{\phi}^{\infty}(r,0) E_r(r,0) r dr - \frac{2\pi}{I_0} \int_b^{\infty} H_{\phi}^{\infty}(r,0) E_r(r,0) r dr. \quad (3)$$

¹The rationalized MKS system of units is used for all equations.

$E_r(r,0)$ in the two integrals of (3) is the electric field with the radial-wire ground system in place.

The assumption is now made that the boundary at the surface of the ground can be approximated by an impedance boundary; so we have the approximate relation,

$$E_r(r,0) \approx -\eta H_\phi(r,0) \approx -\eta H_\phi^\infty(r,0), \quad (4)$$

where the surface impedance, η , can be a constant or a function of position, depending upon the ground system. This approximation is valid if $|\eta|$ is sufficiently small [Wait, 1954].

Using (4), (2) and (3) now become

$$Z \approx Z^\infty + \frac{2\pi}{I_0^2} \int_a^\infty \eta_g \left[H_\phi^\infty(r,0) \right]^2 r dr \quad (5)$$

and

$$Z \approx Z^\infty + \frac{2\pi}{I_0^2} \int_a^b \eta_e \left[H_\phi^\infty(r,0) \right]^2 r dr + \frac{2\pi}{I_0^2} \int_b^\infty \eta'_g \left[H_\phi^\infty(r,0) \right]^2 r dr. \quad (6)$$

η_g is the surface impedance of the ground without a radial-wire system. η'_g and η_e are the surface impedances of the ground for $b < r$ and $a < r < b$ respectively with the radial-wire system in place.

η'_g may be approximated to a good order of accuracy by η_g [Wait, 1954; Maley, King, 1961]; thus

$$\eta'_g \approx \eta_g = \left[\frac{i\mu_2\omega}{\sigma_2 + i\omega\epsilon_2} \right]^{\frac{1}{2}}. \quad (7)$$

The impedance, η_w , of a radial-wire system in free space has been given by Wait [1954] as

$$\eta_w = \frac{12\pi\eta_0 r}{\lambda N} \ln \frac{r}{Nc}, \quad (8)$$

where λ is the free space wavelength, N is the number of radial wires, and c is the radius of the wires.

Since the radial-wire system is on the surface of the ground, it seems reasonable to place the impedances η_g and η_w in parallel to give η_e ; thus [Wait, 1954]

$$\eta_e = \frac{\eta_g \eta_w}{\eta_g + \eta_w}. \quad (9)$$

We now need expressions for Z^{∞} and $H_{\phi}^{\infty}(r,0)$. These can be calculated by assuming a current distribution on the antenna; however, these quantities can also be obtained from measurements of the impedance of the monopole with a circular conducting disk ground system. The impedance of the monopole with the disk ground system on the surface of the water was measured as a function of disk radius "a," and is plotted in Fig. 4 for a frequency of 4.2 kMc/s. Z^{∞} can be obtained by extrapolation from these curves [Maley, King, 1961; Johnk, 1960]. Differentiation of (5) with respect to "a" gives

$$\frac{dZ}{da} \approx - \frac{2\pi}{I_0} \eta_g \left[H_{\phi}^{\infty}(r,0) \right]^2 r. \quad (10)$$

Using (7), the quantity

$$\frac{2\pi}{I_0^2} \left[H_\phi^\infty(r, 0) \right]^2 r$$

can therefore be evaluated in terms of the slope of the curves of Z .

Equations (6), (7), (8), (9), (10), and Fig. 4 may now be used to calculate the impedance for the monopole with the radial-wire ground system. The effect of the number and length of the radial wires is of primary concern in this part of the investigation; therefore, from (6) we may obtain the expression

$$\begin{aligned} Z - Z^\infty &= \frac{2\pi}{I_0^2} \int_a^\infty \eta_g \left[H_\phi^\infty(r, 0) \right]^2 r dr - \frac{2\pi}{I_0^2} \int_a^b \eta_e \left[H_\phi^\infty(r, 0) \right]^2 r dr \\ &+ \frac{2\pi}{I_0^2} \int_b^\infty \eta_g' \left[H_\phi^\infty(r, 0) \right]^2 r dr - \frac{2\pi}{I_0^2} \int_a^\infty \eta_g \left[H_\phi^\infty(r, 0) \right]^2 r dr. \end{aligned} \quad (11)$$

Calculations made from the right hand side of (11) give the change, ΔZ , in impedance due to the addition of the radial wires. ΔZ is zero when $N = 0$. ΔZ was calculated for $\omega = 4.2 \text{ kMc/s}$, $a = 0.89, 0.242, 0.299, 0.366, 0.433, \text{ and } 0.500$ wavelengths and for $N = 0, 2, 4, 8, 16, \text{ and } 32$. The imperfectly conducting ground was taken to be water for which $\epsilon_2/\epsilon_0 + \sigma_2/i\omega\epsilon_0 = 72 - i15$. The approximation given by (4) is valid for water at the frequencies used here. The calculated values, ΔZ , are plotted in Figs. 5 and 6 on the same charts with measured values. Calculations and measurements were also made at 9.6 kMc/s , but the results were similar and are not shown here.

3. Experimental Equipment

The water tank was constructed of wood and was made waterproof by placing a sheet of 0.127 mm. thick polyethylene on the bottom and sides. The tank is approximately 3.7 m. square (50 wavelengths square at 4.2kMc/s) and 10 cm. deep, and it is usually filled with water to a depth of 5 to 8 cm. which is more than 10 skin depths at the frequencies used.² The antenna was excited by a vertical coaxial transmission line extending through the bottom of the tank. The length to diameter ratio of the monopole used was 11.2.

The circular conducting disk ground system has been described previously [Johnk, 1960]. The radial-wire ground system consists of a small disk connected to the outer conductor of the coaxial feedline. The radial wires in turn are connected to the disk and are supported at their outer ends by a structure made of methacrylate resin as shown in Fig. 3. The top of the support structure is just below the water surface when in position and is sufficiently thin at the top so that its effect on the monopole impedance was negligible. Different support structures were used for different lengths of radial wires. Several such support structures are shown in Fig. 4. The radial wires were bent around the support structure and then fastened to the structure several wavelengths below the water surface. The radial-wire ground system and the monopole antenna are shown in place in the water tank in Fig. 5. The horizontal parts of the wires are at the water surface. It was

²The skin depth of water at 4.2kMc/s is about 4 mm. and at 9.6kMc/s is about 1 mm.

assumed and experimentally verified that the parts of wires below the water surface had a negligible effect on the impedance.

The signal generator and the impedance measuring equipment are located under the tank as shown in Fig. 6. This is essentially the same circuit as previously described by Johnk [1960]. A sectional view of the coaxial feed line structure is shown in Fig. 7.

4. Impedance Measurements

The impedance measurements were made by conventional slotted line techniques in the coaxial line below the water tank. The transformation of the impedance from the slotted line to the base of the monopole has been discussed previously [Johnk, 1960; Mittra, King, 1962].

The impedance measurements with the circular conducting disk were made by starting with a large disk and making a series of impedance measurements, machining the disk to a smaller diameter after each measurement. These measurements are shown in Figs. 8 and 9. Since only the derivatives of these curves are of concern in this investigation, the location of the origin for the ordinates is not of importance and was chosen such that the curves represent the change, ΔZ , of impedance from that for the case of a perfectly conducting ground.

Impedance measurements were made with the radial-wire ground system by first connecting as many wires as the structure would hold and then successively measuring impedances while removing two or more radial wires after each measurement. These impedance measurements are shown in Figs. 10 through 21. It is the change of

impedance due to the presence of the radial wires that is of primary concern in this case; therefore, the impedances in these figures are plotted as changes, ΔZ , from the impedance for no radial wires. Thus $\Delta Z = 0$ for $N = 0$.

5. Conclusions

The measurements shown in Figs. 5 and 6 show that the effect of a radial-wire ground system on the impedance of a monopole is reasonably well predicted by (8) and (9) by Wait for the surface impedance of such a system.

The curves of incremental reactance, ΔX , as a function of the number of radial wires show that ΔX increases monotonically as the number of wires is increased. This characteristic is in agreement with the calculated curves. The difference between the measured and calculated curves for ΔX is less than one ohm maximum in every case; and for ground system radii of 0.366λ and 0.500λ it is much less.

The curves of incremental resistance, ΔR , as a function of the number of wires show that ΔR , for each value of ground system radii, has a maximum between $N = 8$ and $N = 14$. This maximum is in agreement with the calculated curves. The difference between the measured and calculated curves for ΔR is less than 1.5 ohms in all cases.

In the derivation of (8), Wait has assumed that $|\gamma_0 d| \ll 1$, where γ_0 is the intrinsic propagation constant in free space and d is the distance between the radial wires; he further indicates

that for the case in which the radial-wire system is placed on the surface of the ground the condition should be $|\gamma_0 d| \ll 1$, where

$$\gamma_0 = \left(\frac{\gamma_0^2 + \gamma^2}{2} \right)^{\frac{1}{2}}$$

and γ is the intrinsic propagation constant in the ground. The experimental measurements in Figs. 5 and 6 indicate that (8) gives results which agree reasonably well with measurements for values of d substantially larger than the above limitations would indicate. Some of the measurements shown in Figs. 5 and 6 were made with $|\gamma_0 d|$ having values of the order of 5 or higher.

Water, used as the ground in this investigation, has parameters somewhat different than usually found for an actual ground at lower frequencies. The practical problems involved in scaling an actual ground from low frequencies to microwave frequencies are substantial; therefore, rather than try to construct an actual scale model, it was decided to make measurements for a convenient ground (water) and investigate the validity of (8) and (9) for this case. Since these equations have yielded results which agree reasonably well with the measurements made in this investigation, they may be applied, with somewhat more confidence than before, to antenna systems operating at different frequencies and having grounds with different parameters. Such calculations will be presented in a future report.

Bibliography

Johnk, C. T., Impedance and pattern studies of disk-based monopoles over lossy ground surfaces, Scientific Report No. 1, KRD-TN-60-763, U. of Colo., Dept. of Elec. Engr., Contract No. AF 19(604)-4556 (July, 1960)

Maley, S. W., R. J. King, Impedance of a monopole antenna with a circular conducting-disk ground system on the surface of a lossy half-space, J. Research NBS 65D (Radio Prop.), No. 2, 183-188 (Mar.-Apr. 1961)

Mitra, R., R. J. King, An Impedance transformation method for finding the load impedance of a two-port network. Trans. I.R.E., v. MTT-10, No. 1, pp. 13-19, 1962

Wait, J. R., W. A. Pope, The characteristics of a vertical antenna with a radial wire ground system. App. Sci. Res. B4, 177-195 (1954)

Figure Titles

- Fig. 1. Monopole antenna and ground system on the surface of an imperfectly conducting half-space.
- Fig. 2. Top view of a radial wire ground system.
- Fig. 3. Radial wire ground system used for impedance measurements.
- Fig. 4. Ground system support structures for several different values of radius.
- Fig. 5. Radial-wire ground system and monopole antenna placed in the water tank such that the horizontal part of the radial wires is at the water surface.
- Fig. 6. Signal generator and impedance measuring equipment located below the water tank.
- Fig. 7. Monopole feed line structure.
- Fig. 8. Measured values of incremental resistance, ΔR , of a $\lambda/4$ monopole with a circular conducting disk ground system as a function of disk diameter, a .
- Fig. 9. Measured values of incremental reactance, ΔX , of a $\lambda/4$ monopole with a circular conducting disk ground system as a function of disk diameter, a .
- Fig. 10. Measured and calculated values of change, ΔR , in resistance
 12. of a $\lambda/4$ monopole with a radial wire ground system of radius,
 14. b , as a function of N , the number of wires; measured values
 16. are indicated by dashed lines and calculated values by solid
 18. lines.
 20.

Fig. 11. Measured and calculated values of change, ΔX , in reactance of
13.
15. a $\lambda/4$ monopole with a radial wire ground system of radius, b ,
17.
19. as a function of N , the number of wires; measured values are
21.
indicated by the dashed lines and calculated values by solid
lines.

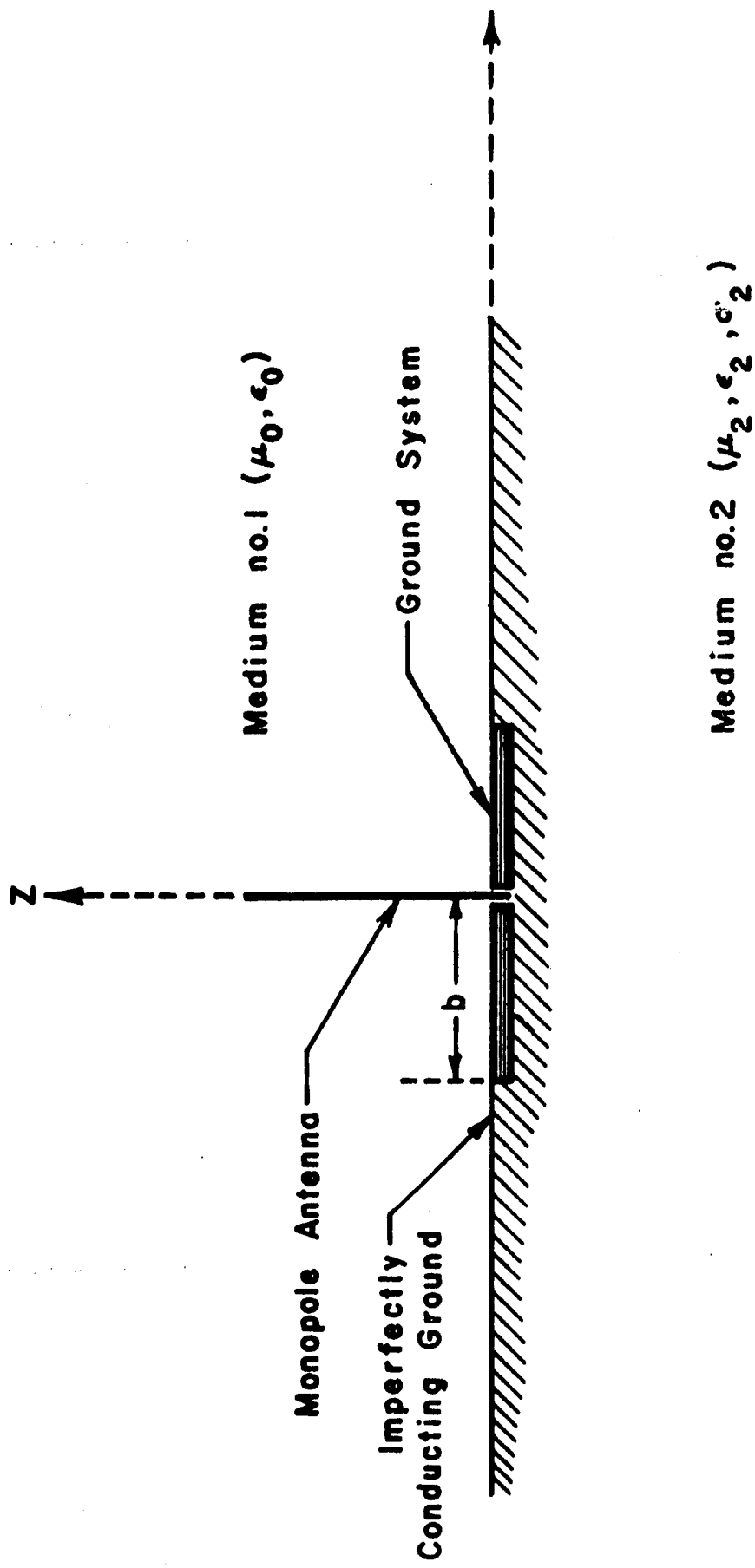


Figure 1.

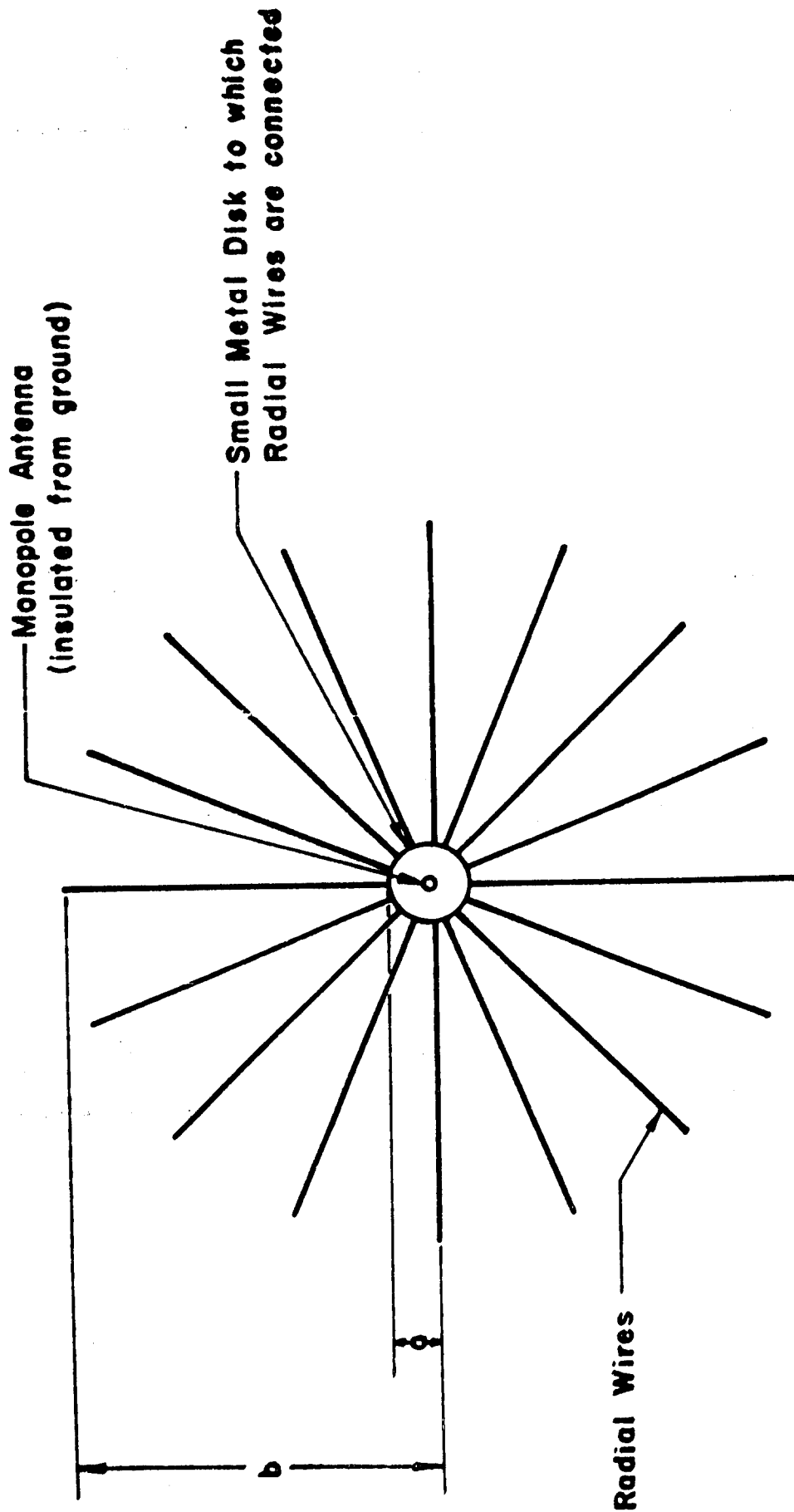



Figure 2.






Figure 4.




Figure 1




Figure 6.

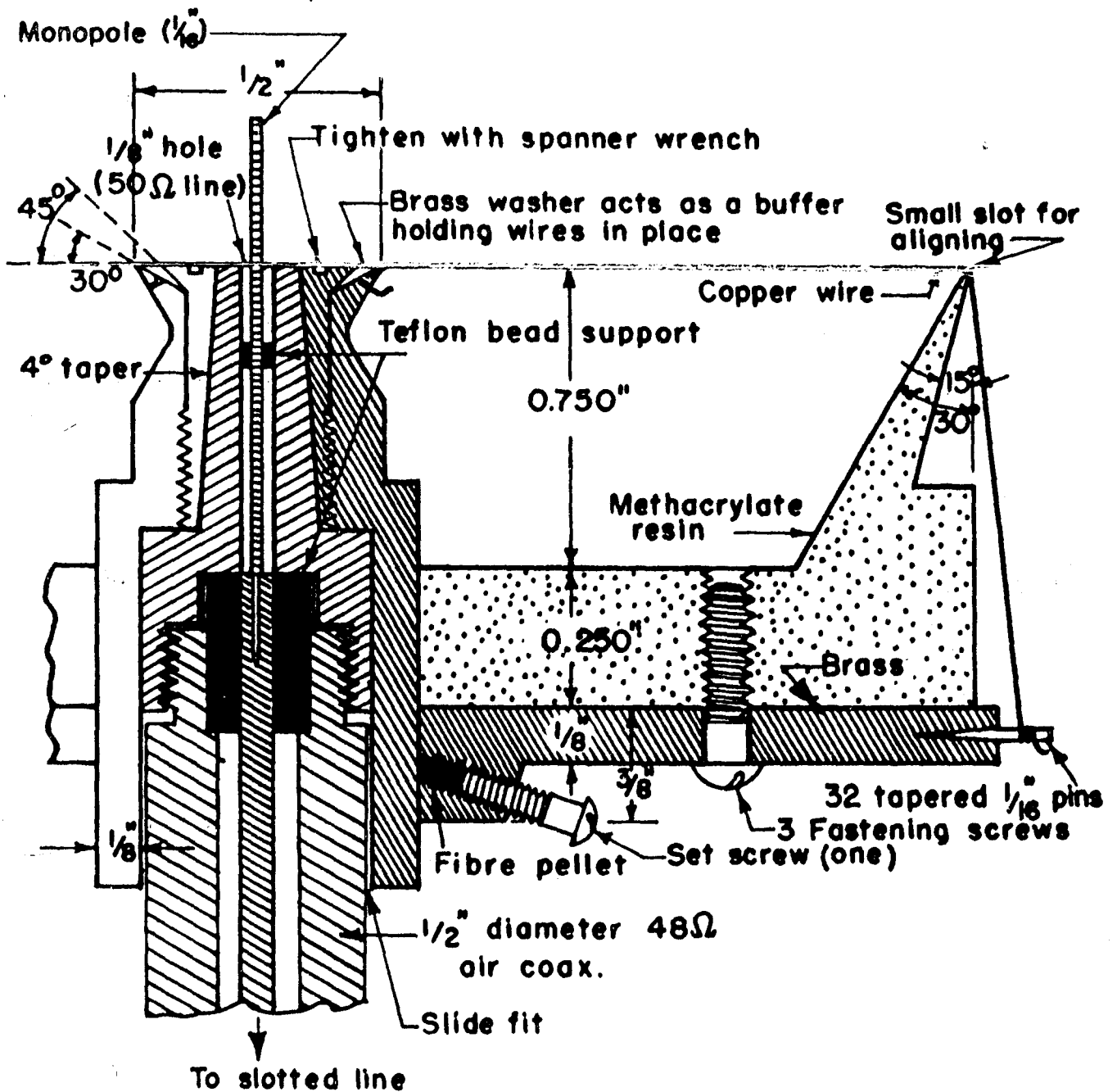


Figure 7.

Support Structure Radil

0.50	inches	0.178 λ
0.68	"	0.242 λ
0.84	"	0.299 λ
1.02	"	0.363 λ
1.22	"	0.433 λ
1.35	"	0.500 λ

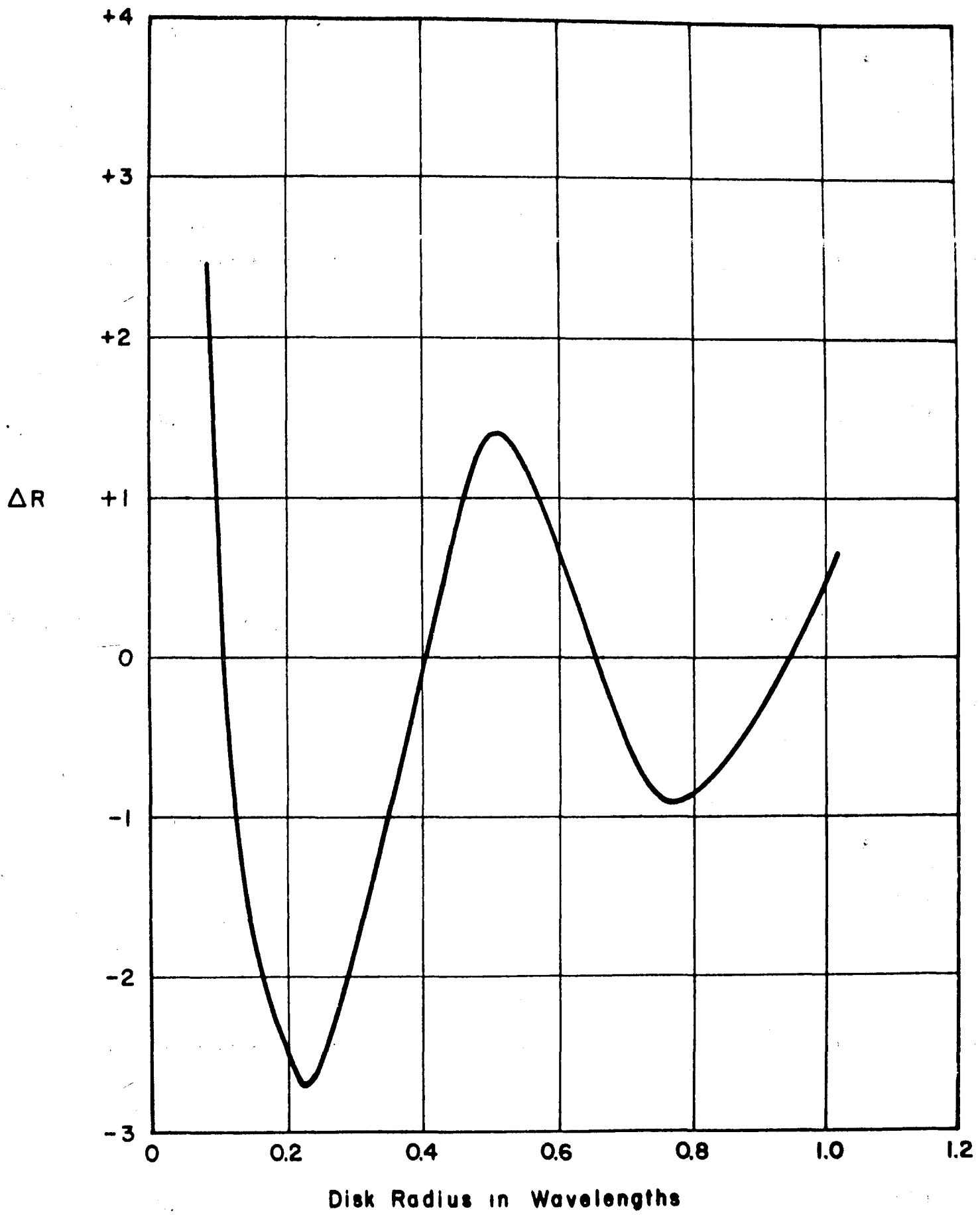


Figure 8.

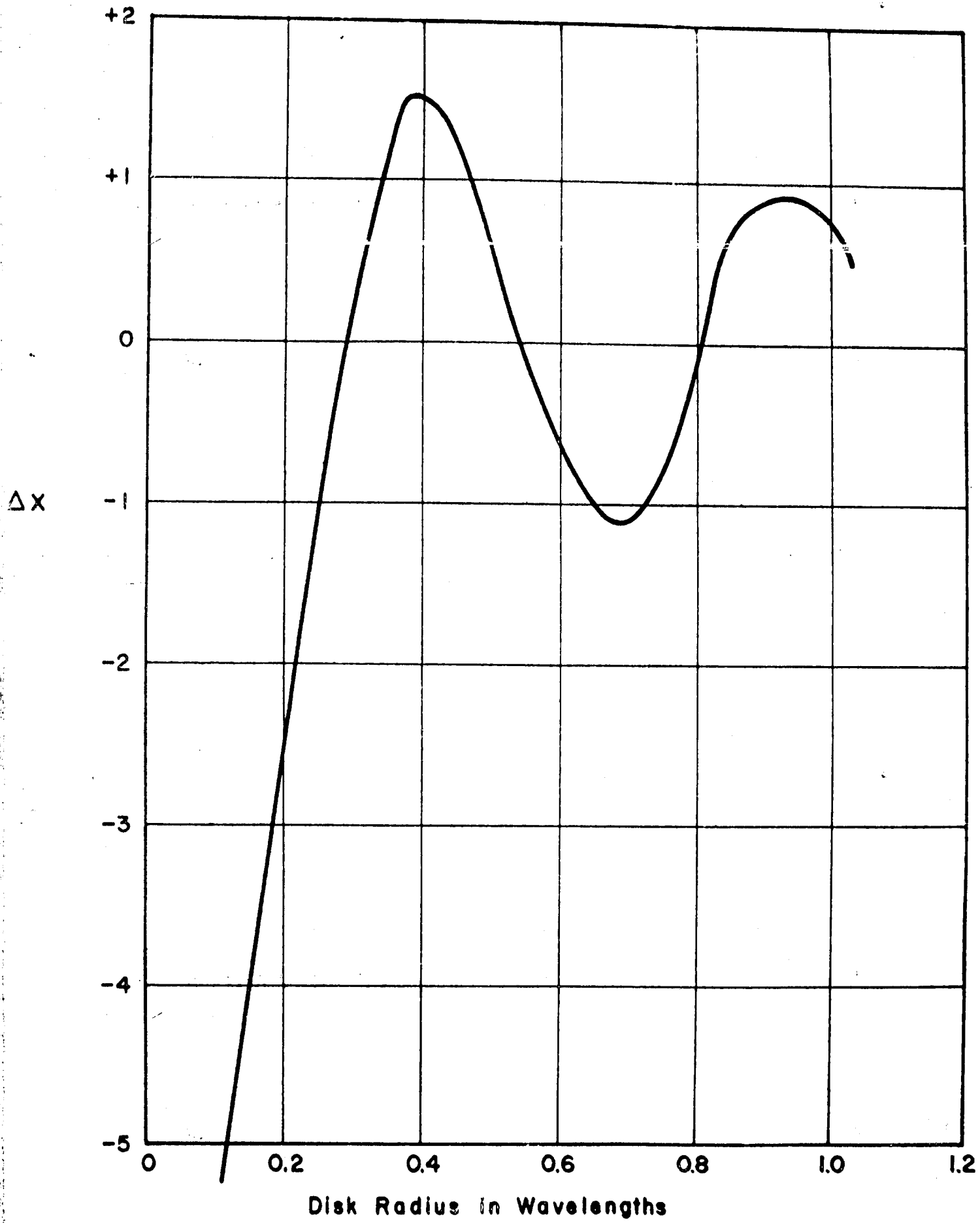


Figure 9.

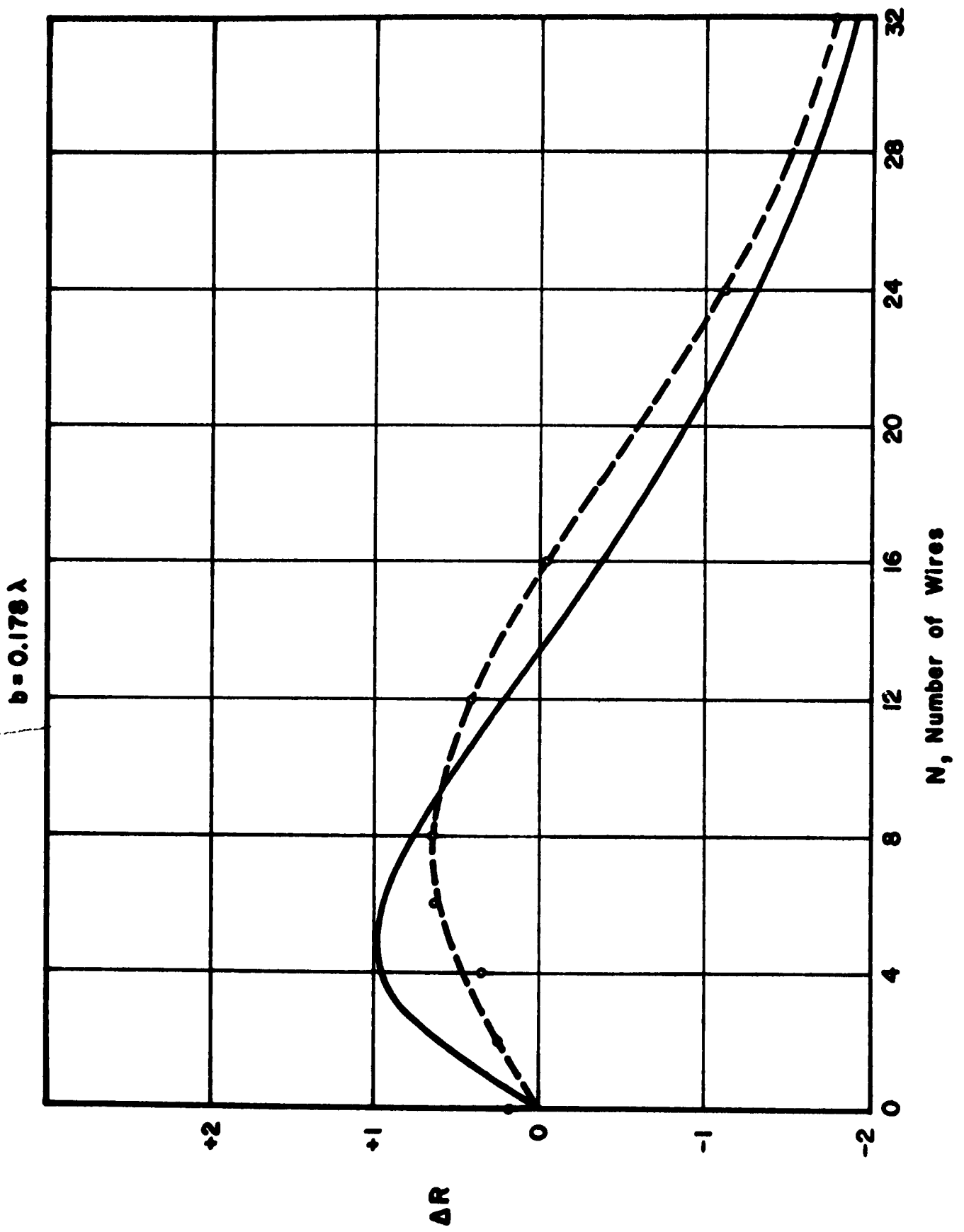


Figure 10.

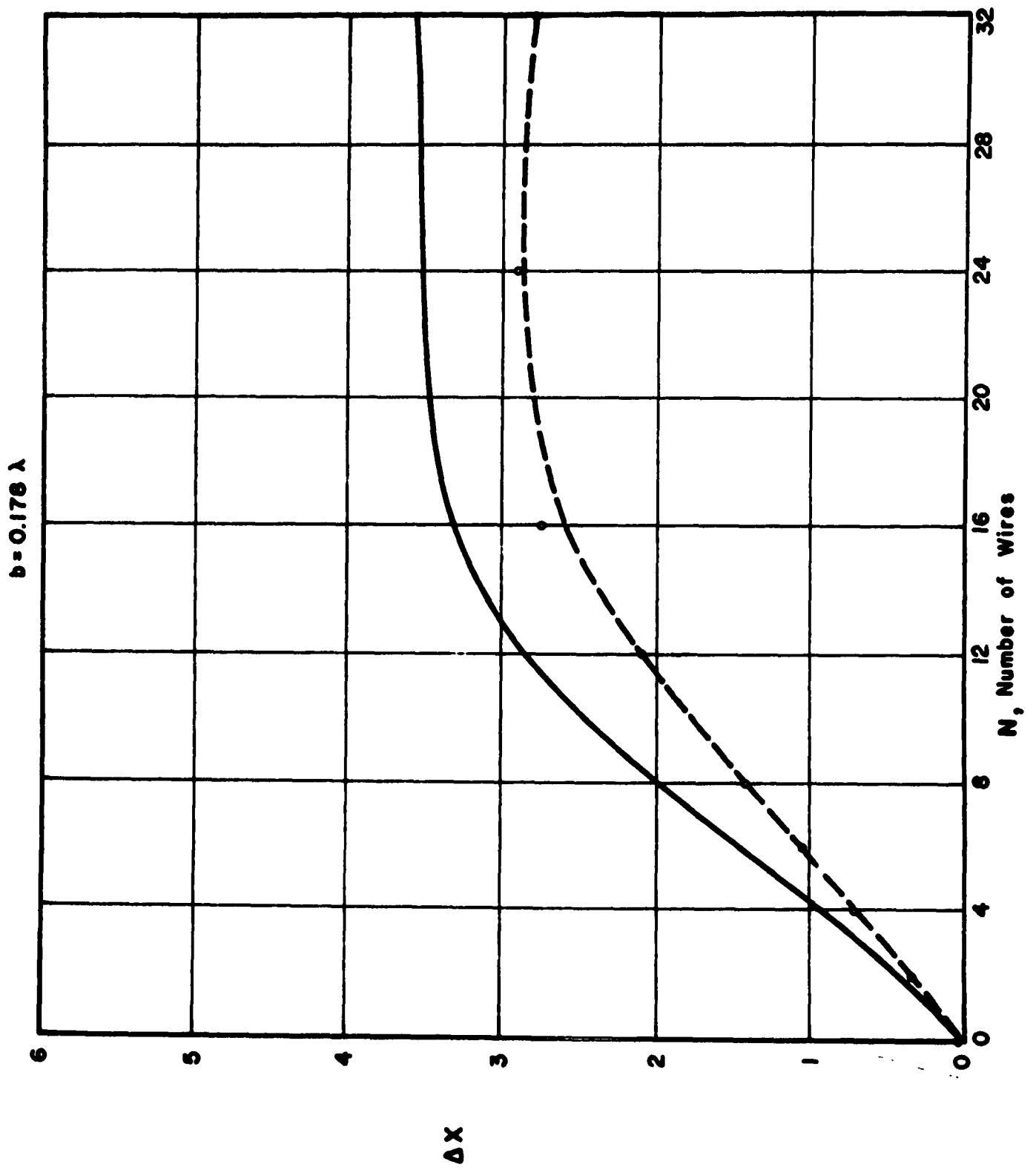


Figure 11.

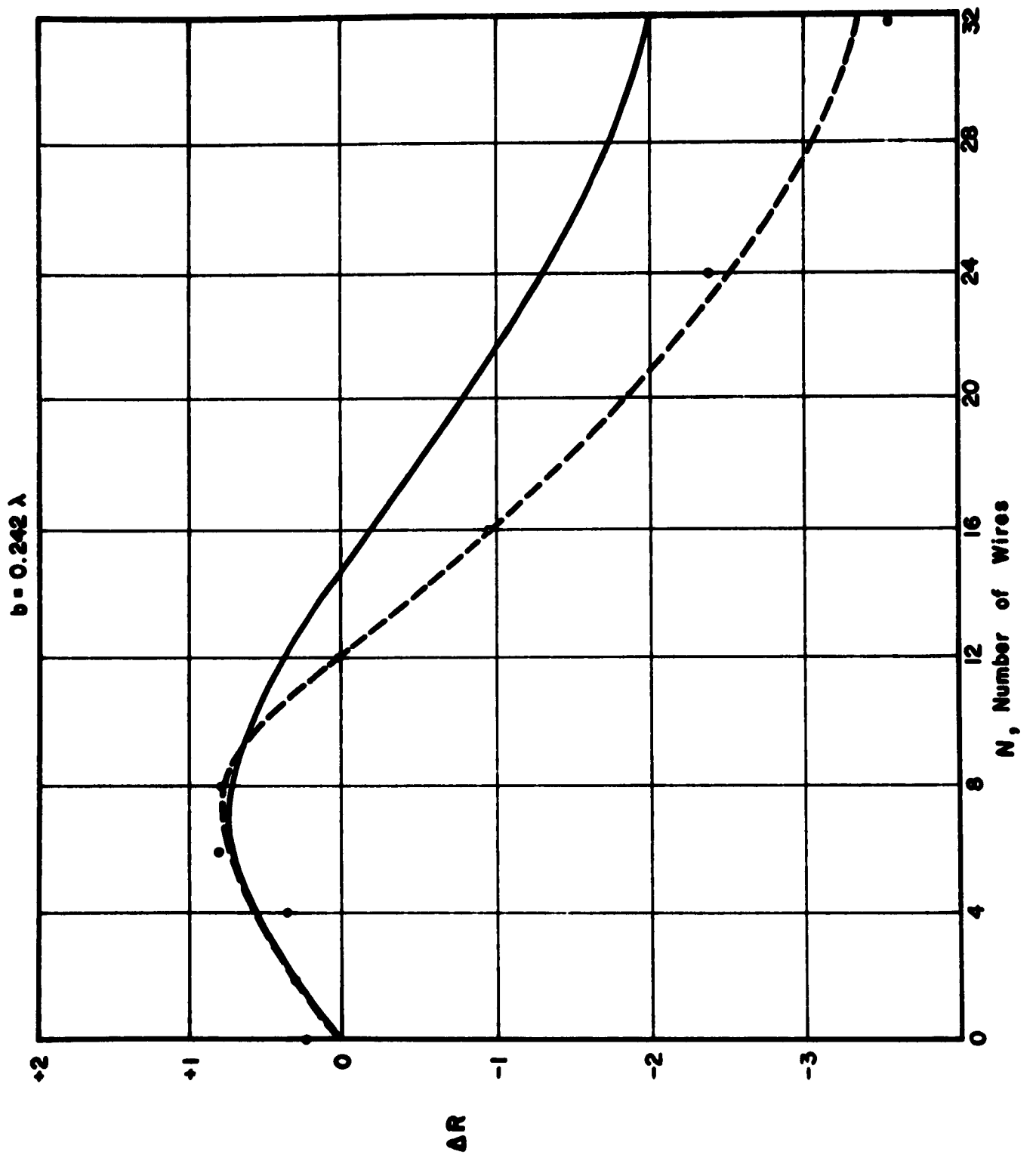


Figure 12.

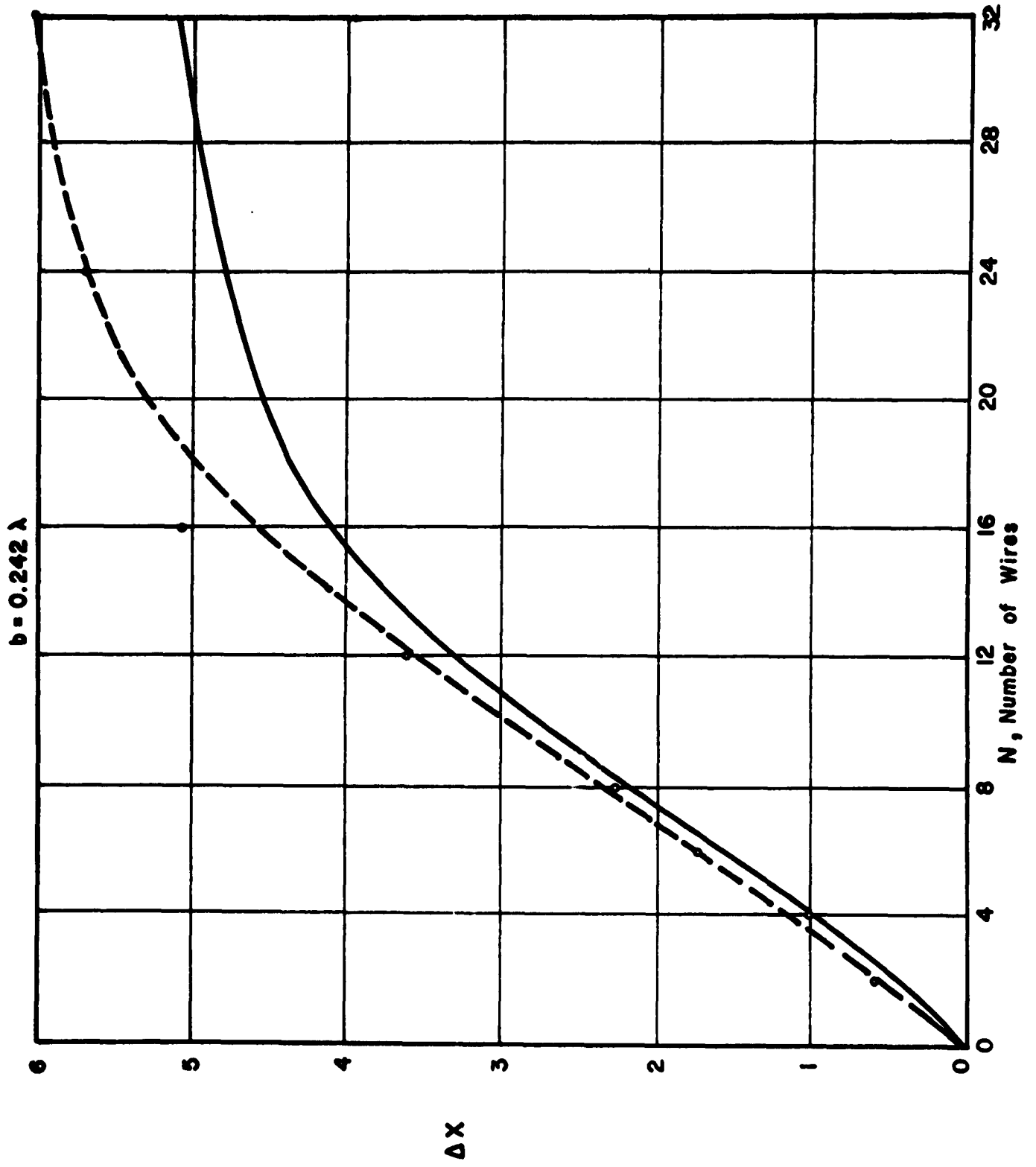


Figure 13.

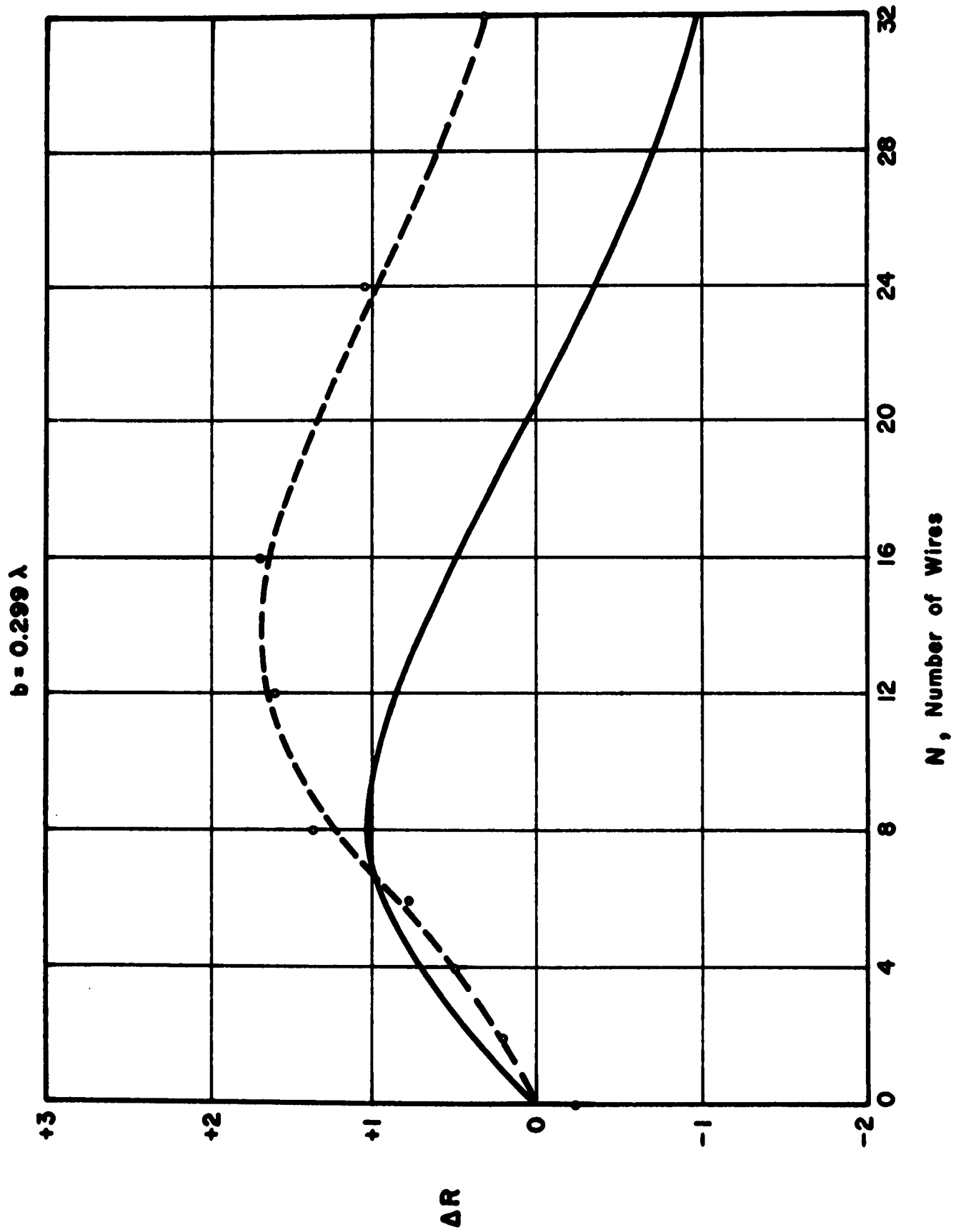


Figure 14.

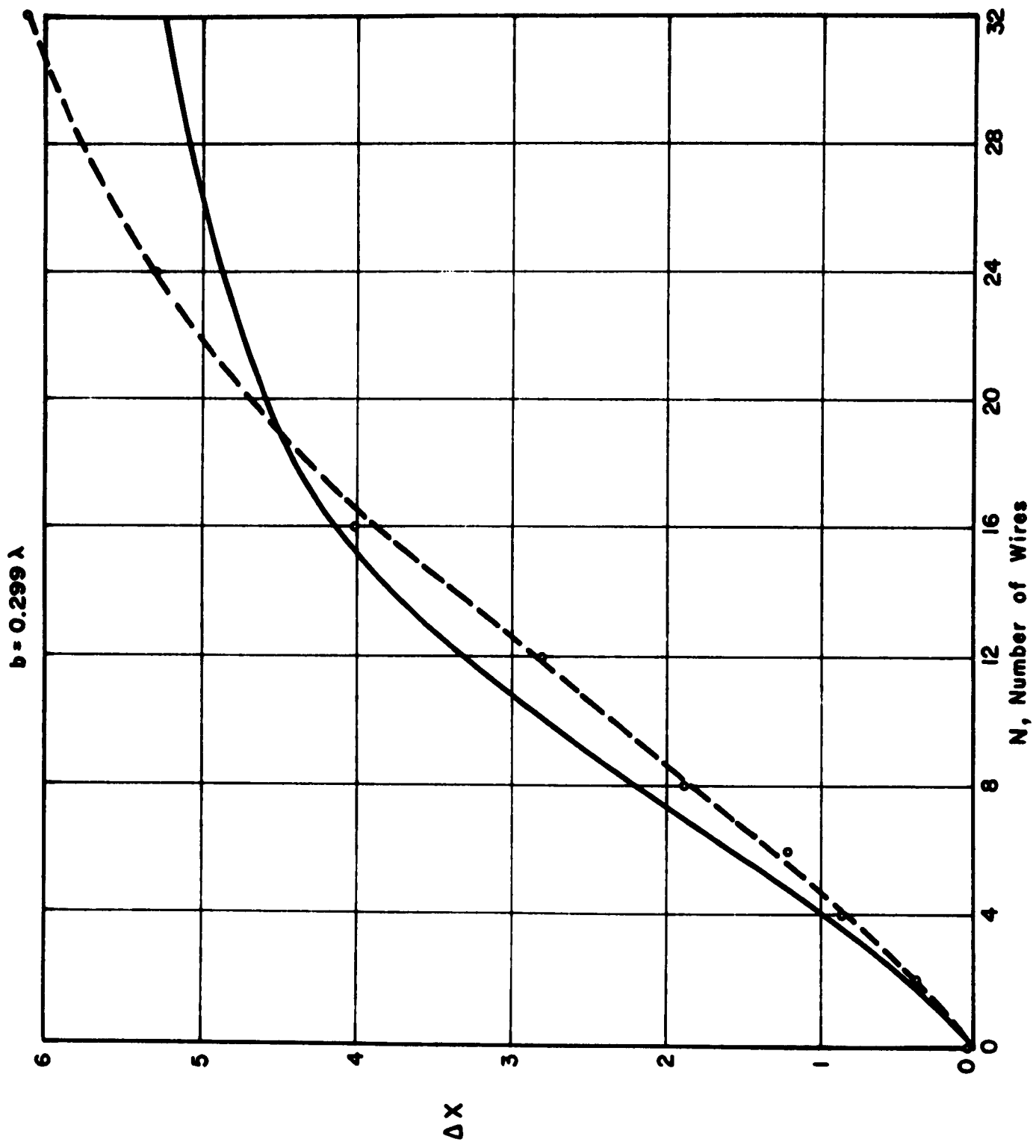


Figure 15.

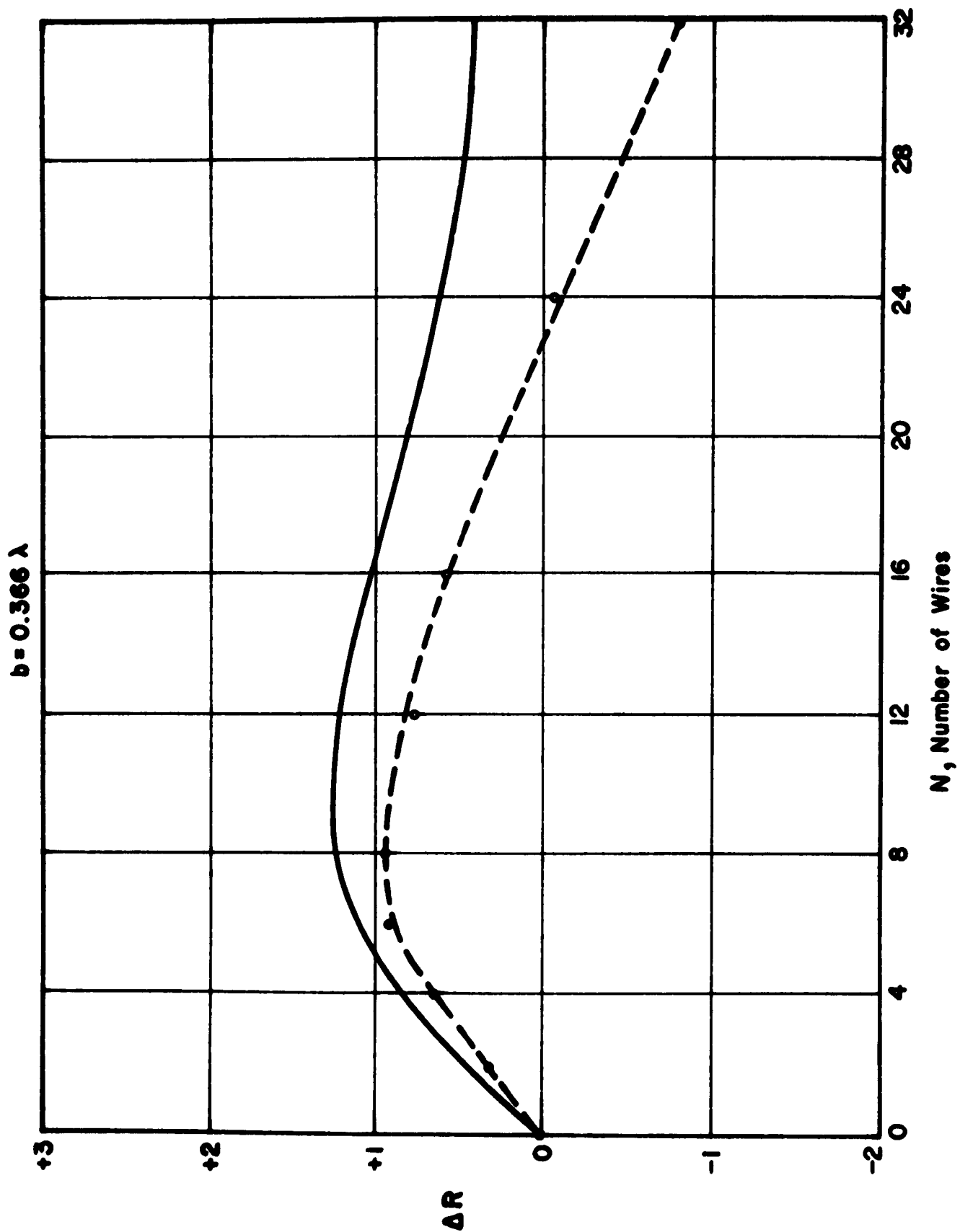


Figure 16.

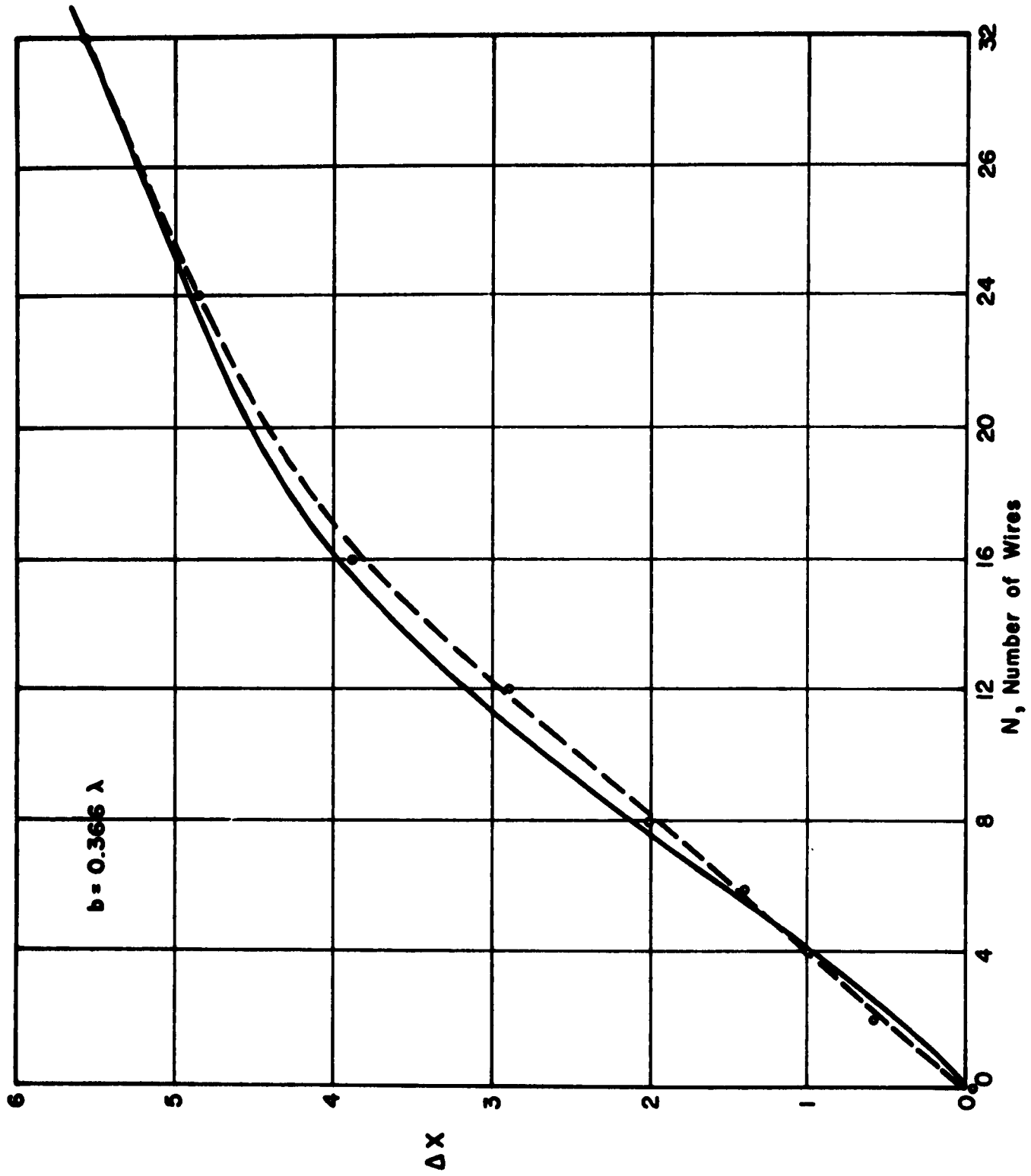
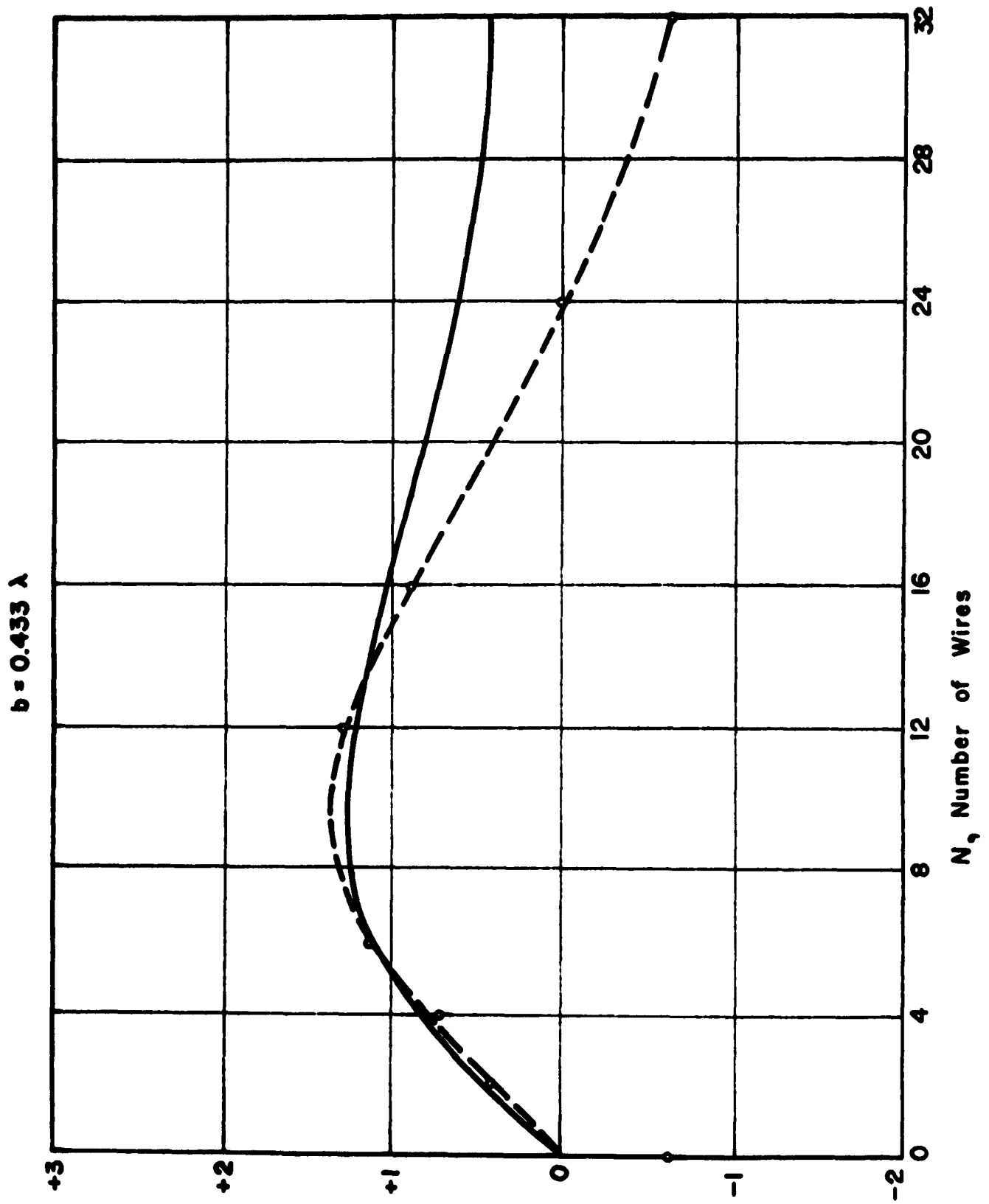


Figure 17.



ΔR
Figure 18.

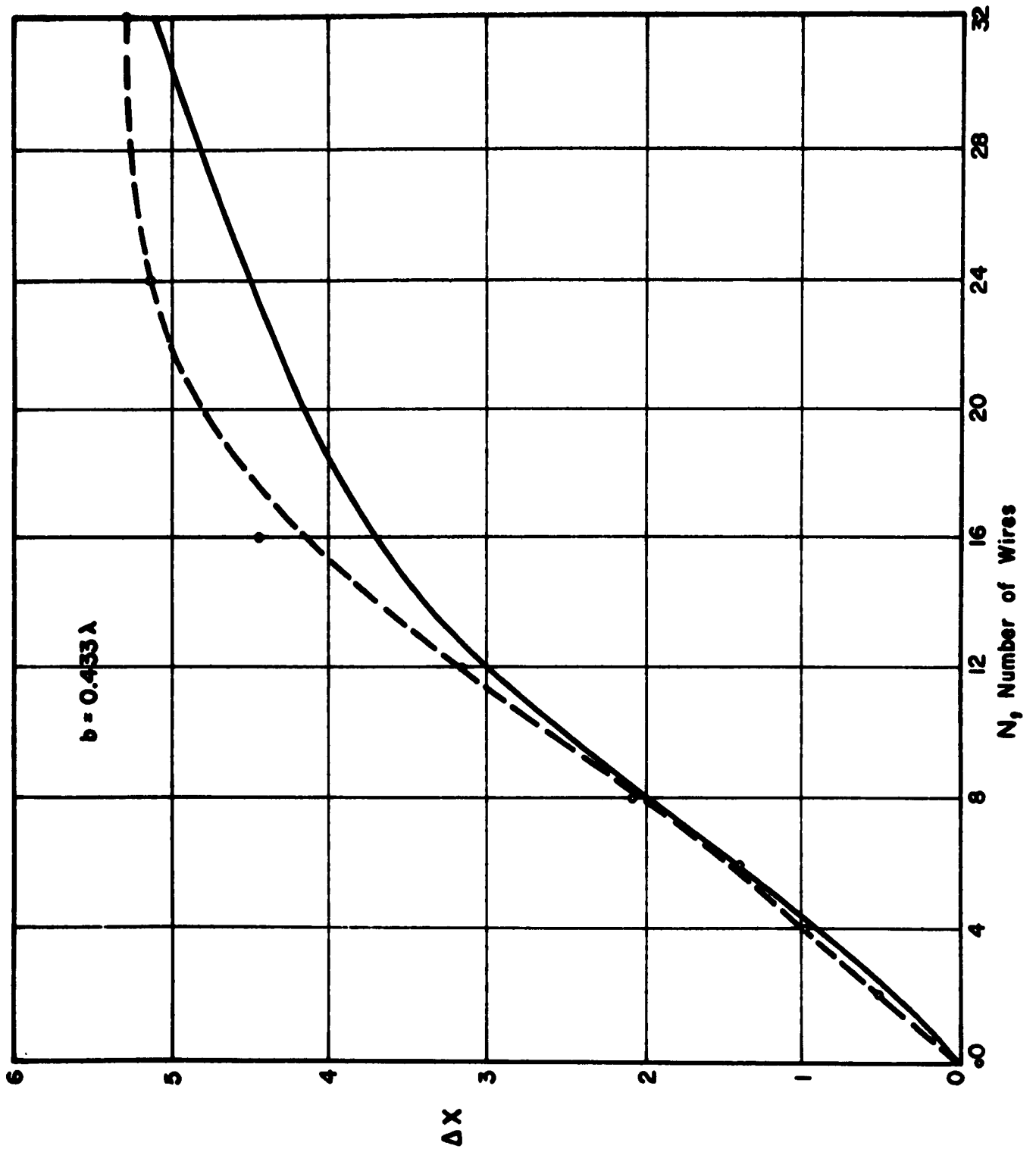


Figure 19.

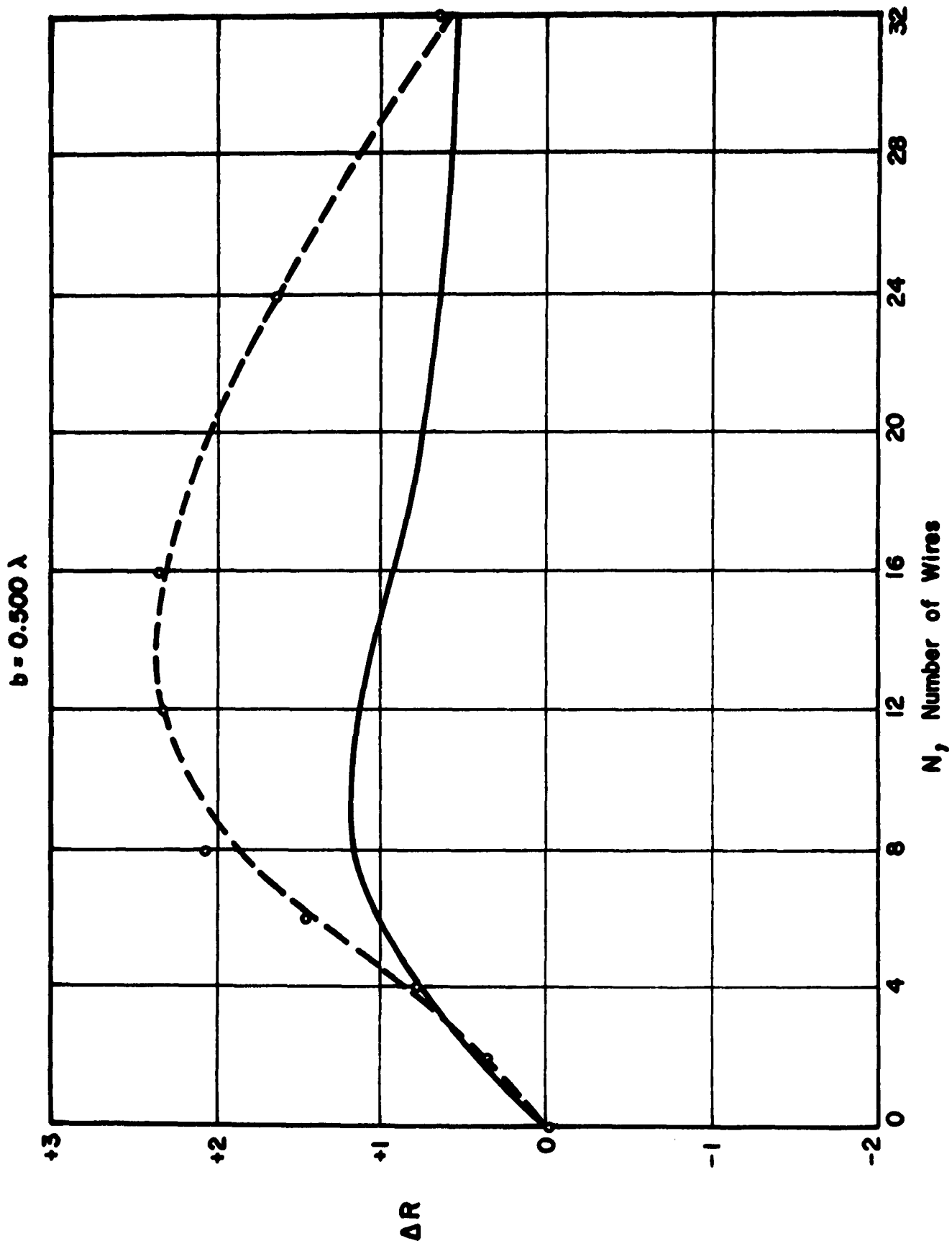


Figure 20.

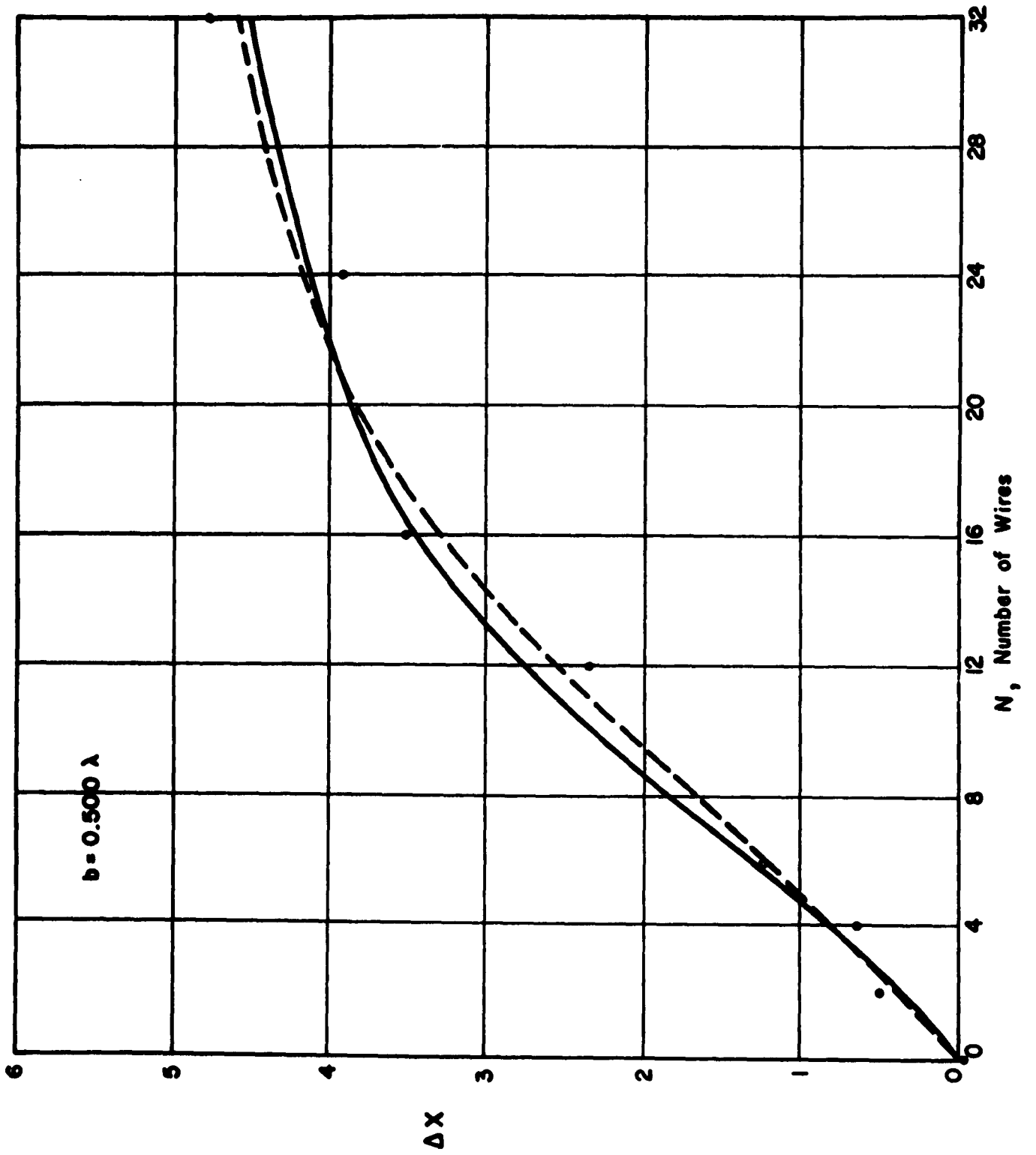


Figure 21.

Master Distribution List for Antenna Laboratory

Contract AF 19(604)-4556

List S-8

(One copy unless otherwise designated)

<u>Code</u>	<u>Organization</u>	<u>Code</u>	<u>Organization</u>
AF 29	APGC (PGAPI) Eglin AFB, Fla.	AF 166	Hq. USAF (AFOAC-S/E) Communications-Electronics Directorate, Washington 25, D.C.
AF 124	RADC (RAYLD) Attn: Documents Library Griffiss AFB, N.Y.	AF 63	WADD (WCLRSA, Mr. Portune) Wright-Patterson AFB, Ohio
AF 143	RADC (RCE) Attn: Dr. John S. Burgess Griffiss AFB, N.Y.	AF 68	ASD (ASRNRE-3) Attn: Mr. Paul Springer Wright-Patterson AFB, Ohio
AF 139	AF Missile Dev. Cent. (MDGRT) Holloman AFB, New Mexico	AF 231	Director, Electronics Division Air Technical Intelligence Center Attn: AFCIN-4E1, Colonel H. K. Gilbert Wright-Patterson AFB, Ohio
AF 69	Director of Resident Training 3380th Technical Training Group Keesler AFB, Mississippi Attn: OA-3011 Course	AF 308	WADD (WDRTR, Mr. A. D. Clark) Directorate of System Engineering Dyna Soar Engineering Office Wright-Patterson AFB, Ohio
AF 86	SAC (Operations Analysis Office) Offutt AFB, Nebraska	AF 348	Lt. Col Jensen (SSRTW) Space Systems Division Air Force Unit Post Office Los Angeles 45, California
AF 18	AUL Maxwell AFB, Ala.	Ar 42	Director U. S. Army Ordnance Ballistic Research Laboratories Aberdeen Proving Ground, Maryland Attn: Ballistic Measurements Lab.
I 913	General Electric Company, HMED Building 3, Room 37, Court Street Syracuse, New York Attn: Mr. M.M. Brown, Communications & Countermeasures Eng.	Ar 47	Ballistic Research Laboratories Aberdeen Proving Ground, Maryland Attn: Technical Information Branch
AF 330	HQ. ARDC (RDR-62) Reference 4600 - CA Andrews AFB, Washington 25, D.C. (3 copies)	Ar 3	Director Evans Signal Laboratory Belmar, New Jersey Attn: Mr. O.C. Woodyard
AF 5	AF Missile Test Center Patrick AFB, Fla. Attn: AFMTC, Tech Library, MU-135	Ar 5	Commanding General USASRD Ft. Monmouth, N.J. Attn: Tech. Doc. Ctr. SIGRA/SL-ADT
AF 43	ASD (ASAPRD - Dist) Wright-Patterson AFB, Ohio		
AF 227	USAF Security Service (CLR) San Antonio, Texas		

		<u>Code</u>	<u>Organization</u>
AF 253	Technical Information Office European Office, Aerospace Research Shell Building, 47 Cantersteen Brussels, Belgium	G 103	National Aeronautical Space Agency Langley Aeronautical Res. Lab. Langley, Virginia Attn: Mr. Cliff Nelson
AR 10	Massachusetts Institute of Technology Signal Corps Liaison Officer Cambridge 39, Mass. Attn: A.D. Bedrosian, Room 26-131	G 8	Library National Bureau of Standards Boulder Laboratories Boulder, Colorado (2 copies)
AR 78	Commanding General, SIGFM/EL-PC USASRD Fort Monmouth, New Jersey Attn: Dr. Horst H. Kedesdy Deputy Chief, Chem-Physics Branch	G 13	National Bureau of Standards U.S. Department of Commerce Washington 25, D.C. Attn: Mr. A.G. McNish
Ar 49	Commanding General USASRD Fort Monmouth, New Jersey Attn: SIGFM/EL-AT	G 27	National Bureau of Standards U.S. Department of Commerce Washington 25, D.C. Attn: Gustave Shapiro, Chief, Engineering Electronics Section
Ar 39	Commanding General USASRD Fort Monmouth, New Jersey Attn: Mr. F.J. Triola		Electricity and Electronics Division
Ar 67	Redstone Scientific Information Center U.S. Army Missile Command Redstone Arsenal, Alabama (4 copies)	G 75	Director National Security Agency Fort George G. Meade, Maryland Attn: K31
Ar 9	Department of the Army Office of the Chief Signal Officer Washington 25, D. C. Attn: SIGRD-4a-2	M 6	AFCRL, Office of Aerospace Research CRIPA-Stop 39 L.G. Hanscom Field, Bedford, Mass. (10 copies)
Ar 41	Office of Chief Signal Officer Engineering and Technical Division Washington 25, D.C. Attn: SIGNET-5	M 17	AFCRL, Office of Aerospace Research (CRRD) Attn: Contract Files L.G. Hanscom Field, Bedford, Mass. (2 copies)
Ar 48	Guided Missile Fuze Library Diamond Ordnance Fuze Laboratories Washington 25, D.C. Attn: R.D. Hatcher, Chief Microwave Development Section		AFCRL, Office of Aerospace Research (CRRD) Attn: Carlyle J. Sletten L.G. Hanscom Field, Bedford, Mass. (3 copies)
G 59	Advisory Group on Electronic Parts Room 103, Moore School Building 200 South 33rd Street Philadelphia 4, Pennsylvania	M 54	Hq. ESD (ESRDW, Major John J. Hobson) L. G. Hanscom Field Bedford, Mass.
G 2	ASTIA (TIPAA) Arlington Hall Station Arlington 12, Virginia (10 copies)	M 59	ESD (ESAT, Stop 35) L. G. Hanscom Field Bedford, Mass.
		M 84	Hq., AFCRL, OAR (CRIP, J.R. Marple) L.G. Hanscom Field, Bedford, Mass.

<u>Code</u>	<u>Organization</u>	<u>Code</u>	<u>Organization</u>
N 3	Chief, Bureau of Ships Department of the Navy Washington 25, D.C. Attn: Code 690	N 85	Commanding Officer and Director U.S. Navy Electronics Laboratory (Library) San Diego 52, California
N 9	Chief, Bureau of Naval Weapons Department of the Navy Washington 25, D.C. Attn: DLI-31 (2 copies)	N 91	Commander U.S. Naval Air Test Center Patuxent River, Maryland Attn: ET-315, Antenna Branch
N 16	Commander U.S. Naval Air Missile Test Center Point Mugu, California Attn: Code 366	N 92	Material Laboratory, Code 932 New York Naval Shipyard Brooklyn 1, New York Attn: Mr. Douglas First
N 23	U.S. Naval Ordnance Laboratory White Oak, Silver Spring 19, Md. Attn: The Library	N 93	Commanding Officer U.S. Naval Ordnance Laboratory Corona, Calif. Attn: Documents Librarian
N 26	Commander U.S. Naval Ordnance Test Station China Lake, California Attn: Code 753	N 123	Chief, Bureau of Ships Department of the Navy Washington 25, D.C. Attn: Code 817B
N 27	Librarian U.S. Naval Postgraduate School Monterey, California	N 141	AFSC Scientific and Technical Liaison Office c/o Department of the Navy Room 2305, Munitions Building Washington 25, D.C.
N 29	Director U.S. Naval Research Laboratory Washington 25, D.C. Attn: Code 2027 (2 copies)	I 601	Aero Geo Astro Corp. 1200 Duke Street Alexandria, Virginia Attn: Library
N 30	Dr. J.I. Bohnert, Code 5210 U.S. Naval Research Laboratory Washington 25, D.C.	I 940	Aerospace Corp. Box 95085 Los Angeles 45, Calif. Attn: Library
N 35	Commanding Officer and Director U.S. Navy Underwater Sound Laboratory Fort Trumbull, New London, Connecticut	I 1	Airborne Instruments Laboratory, Inc. Division of Cutler Hammer Walt Whitman Road Melville, L.I. New York Attn: Library
N 37	Chief of Naval Research Department of the Navy Washington 25, D.C. Attn: Code 427	I 388	Aircom, Inc. 48 Cummington Street Boston, Mass.
N 48	Commanding Officer U.S. Naval Air Development Center Attn: NADC Library Johnsville, Pa.	I 3	Andrew Alford, Consulting Engineers 299 Atlantic Avenue Boston 10, Mass
N 73	Office of Naval Research Branch Office, London Navy 100, Box 39 F.P.O. New York, N.Y. (10 copies)		

<u>Code</u>	<u>Organization</u>	<u>Code</u>	<u>Organization</u>
I 374	ACF Industries, Inc. Southeast Corner, 52nd Ave and Jackson Street Bladensburg, Prince George's County, Maryland Attn: Librarian	I 250	Boeing Airplane Company Wichita Division Engineering Library Wichita 1, Kansas Attn: Kenneth C. Knight Library Supervisor
I 205	Battelle Memorial Institute 505 King Avenue Columbus 1, Ohio Attn: Wayne E. Rife, Project Leader Electrical Engr. Division	I 252	Brush Beryllium Company 4301 Perkins Avenue Cleveland 3, Ohio Attn: N.W. Bass
I 8	Bell Aircraft Corporation Post Office Box One Buffalo 5, New York Attn: Eunice P. Hazelton, Librarian	I 253	Chance Vought Aircraft, Inc. 9314 West Jefferson Street Dallas, Texas Attn: A.D. Pattullo, Librarian
I 469	Bell Telephone Laboratories Murray Hill, New Jersey	I 986	Chance Vought Corporation Vought Electronics Division P. O. Box 5907 Dallas 22, Texas (Unclassified only)
I 13	Bell Telephone Laboratories, Inc. Whippany Laboratory Whippany, New Jersey Attn: Technical Information Library	I 470	Chu Associates P.O. Box 387 Whitcomb Avenue Littleton, Mass.
I 246	Bendix Corporation Pacific Division 11600 Sherman Way North Hollywood, Calif. Attn: Engineering Library	I 918	Collins Radio Co. 855 35th Street, N.E. Cedar Rapids, Iowa Attn: Dr. R.L. McCreary
I 247	Bendix Radio Division Bendix Aviation Corporation E. Joppa Road Towson 4, Maryland Attn: Dr. D.M. Allison, Jr. Director Engineering and Research	I 126	Convair, A Division of General Dynamics Corp. Fort Worth, Texas Attn: K.G. Brown Division Research Librarian
I 248	Bjorksten Research Laboratories, Inc. P.O. Box 265 Madison, Wisconsin Attn: Librarian	I 254	Convair, A Division of General Dynamics Corp. 3165 Pacific Highway San Diego 12, Calif. Attn: Mrs. Dora B. Burke Engineering Librarian
I 249	Boeing Airplane Company Pilotless Aircraft Division P.O. Box 3707 Seattle 24, Washington Attn: R.R. Barber, Library Supervisor <u>(2 copies)</u>	I 25	Cornell Aeronautical Laboratory, Inc. 4455 Genesee Street Buffalo 21, New York Attn: Librarian

<u>Code</u>	<u>Organization</u>	<u>Code</u>	<u>Organization</u>
I 255	Dalmo Victor Company A Division of Textron, Inc. 1515 Industrial Way Belmont, Calif. Attn: Mary Ellen Addems, Technical Librarian	I 204	Emerson and Cuming, Inc. 869 Washington Street Canton, Mass. Attn: Mr. W. Cuming
I 28	Dorne and Margolin, Inc. 29 New York Avenue Westbury, Long Island, N.Y.	I 262	Emerson Electric Mfg. Co. 8100 West Florissant Avenue St. Louis 21, Missouri Attn: Mr. E.R. Breslin, Librarian
I 257	Aircraft Div., Douglas Aircraft Co. 3855 Lakewood Boulevard Long Beach, California Attn: Technical Library	I 147	Emerson Radio-Phonograph Corp. Emerson Research Laboratories 701 Lamont Street, N.W. Washington 10, D.C. Attn: Mrs. R. Corgin, Librarian Classified to: Mrs. Coleen G. Molineu
I 258	Douglas Aircraft Company, Inc. 3000 Ocean Park Boulevard Santa Monica, Calif. Attn: Peter Duyan, Jr. Chief, Electrical/Electronics Section	I 264	Fairchild Aircraft-Missiles Division Fairchild Eng. and Airplane Corp. Hagerstown, Maryland Attn: Library
I 259	Douglas Aircraft Company, Inc. 2000 North Memorial Drive Tulsa, Oklahoma Attn: Engineering Librarian, D-250	I 266	ITT Federal Laboratories Technical Library 500 Washington Avenue Nutley 10, New Jersey
I 145	The Electrada Corporation 11244 Playa Street Culver City, California Attn: S. Stanley Locus Section Head Microwave Engineering	I 4	Gabriel Electronics Division Main and Pleasant Streets Millis, Mass. Attn: Dr. Edward Altshuler
I 187	Electromagnetic Research Corporation 5001 College Avenue College Park, Maryland Attn: Mr. Martin Katzin	I 269	General Electric Company Electronics Park Syracuse, New York Attn: Documents Library B. Fletcher, Building 3-143A
I 415	Electronics Communication 1830 York Road Timonium, Maryland	I 793	General Electric Company Missile and Space Vehicle Department 3198 Chestnut Street, Philadelphia, Pa Attn: Documents Library
I 299	Electronic Specialty Company 5121 San Fernando Road Los Angeles 39, Calif. Attn: Donald L. Margerum Chief Engineer, Radiating Systems Division	I 893	General Electric Company 3750 D Street Philadelphia 24, Pa. Attn: Mr. H.G. Lew Missile and Space Vehicle Department

<u>Code</u>	<u>Organization</u>	<u>Code</u>	<u>Organization</u>
I 270	General Precision Laboratory, Inc. 63 Bedford Road Pleasantville, New York Attn: Librarian	I 981	Hughes Aircraft Company Attn: Mr. L. Stark, Microwave Dept. Radar Laboratory, P.O. Box 2097 Building 600, Mail Station C-152 Fullerton, California
I 48	Goodyear Aircraft Corp. 1210 Massillon Road Akron 15, Ohio Attn: Library, Plant G		
I 448	Granger Associates Electronic Systems 974 Commercial Street Palo Alto, California Attn: John V.N. Granger, President		
		I 265	ITT Laboratories 3700 East Pontiac Street Fort Wayne 1, Indiana Attn: Technical Library
I 273	Hallicrafters Company 4401 West 5th Avenue Chicago 24, Illinois Attn: LaVerne LaGioia, Librarian	I 230	Jansky and Bailey, Inc. 1339 Wisconsin Avenue, N.W. Washington 7, D.C. Attn: Mr. Delmer C. Ports
I 737	The Hallicrafters Co. 5th and Kostner Avenues Chicago 24, Illinois Attn: Henri Hodara Head of Space Communication	I 241	Dr. Henry Jasik, Consulting Engineer 298 Shames Drive Brush Hollow Industrial Park Westbury, New York
		I 279	Lockheed Aircraft Corporation 2555 N. Hollywood Way California Division Engineering Library Department 72-25, Plant A-1, Building 63-1 Burbank, California Attn: N.C. Harnois
I 207	Hughes Aircraft Company Antenna Department Building 12, Mail Station 2714 Culver City, California Attn: Dr. W.H. Kummer	I 468	Lockheed Aircraft Corporation Missiles and Space Division Technical Information Center 3251 Hanover Street Palo Alto, California
I 56	Hughes Aircraft Company Florence Ave. and Teale Streets Culver City, California Attn: Louis L. Bailin Manager, Antenna Dept.		

(2 copies)

<u>Code</u>	<u>Organization</u>	<u>Code</u>	<u>Organization</u>
I 136	The Martin Company P.O. Box 179 Denver 1, Colorado Attn: Mr. Jack McCormick	I 934	Motorola, Inc. Phoenix Research Laboratory 3102 N. 56th Street Phoenix, Arizona Attn: Dr. A.L. Aden
I 280	The Martin Company Baltimore 3, Maryland Attn: Engineering Library Antenna Design Group	I 641	National Research Council Radio and Elec. Engr. Division Ottawa, Ontario, Canada Attn: Dr. G.A. Miller, Head Microwave Section
I 63	Mathematical Reviews 190 Hope Street Providence 6, Rhode Island	I 284	North American Aviation, Inc. 12214 Lakewood Boulevard Downey, California Attn: Technical Information Center (495-12) Space and Information Systems Division
I 66	The W.L. Maxson Corporation 475 10th Avenue New York, New York Attn: Miss Dorothy Clark	I 285	North American Aviation, Inc. Los Angeles International Airport Los Angeles 45, Calif. Attn: Engineering Technical File
		I 286	Page Communications Engineers, Inc. 2001 Wisconsin Avenue, N.W. Washington 7, D.C. Attn: (Mrs.) Ruth Temple, Librarian
I 116	Melpar, Inc. 3000 Arlington Boulevard Falls Church, Virginia Attn: Engineering Technical Library	I 82	Northrop Corporation Norair Division 1001 East Broadway Hawthorne, California Attn: Technical Information 3924-31
I 471	Microwave Associates, Inc. South Avenue Burlington, Mass.	I 287	Philco Corporation Research Division Union Meeting Pond Blue Bell, Pa. Attn: Research Librarian
I 390	Microwave Development Laboratory 90 Broad Street Wellesley 57, Mass. Attn: N. Tucker, General Manager	I 225	Pickard and Burns, Inc. 103 Fourth Avenue Waltham 54, Mass. Attn: Dr. Richard H. Woodward
I 648	The Mitre Corporation 244 Wood Street Lexington 73, Mass. Attn: Mrs. Jean E. Claflin, Librarian	I 288	Polytechnic Research and Development Co., Inc. 202 Tillary Street Brooklyn 1, New York Attn: Technical Library
I 85	Motorola, Inc. 8201 East McDowell Road Phoenix, Arizona Attn: Dr. Thomas E. Tice		

<u>Code</u>	<u>Organization</u>	<u>Code</u>	<u>Organization</u>
I 232	Radiation Engineering Laboratory Main Street Maynard, Mass. Attn: Dr. John Ruze	I 930	Radio Corp. of America Defense Electronic Products Advanced Military Systems Princeton, New Jersey Attn: Mr. David Shore
I 289	Radiation, Inc. Melbourne, Florida Attn: RF Systems Division Technical Information Center	I 292	Director, USAF Project RAND Via: AF Liaison Office The Rand Corporation 1700 Main Street Santa Monica, California
I 914	Radiation Systems, Inc. 440 Swann Avenue Alexandria, Virginia Attn: Library	I 547	The Rand Corporation 1700 Main Street Santa Monica, California Attn: Technical Library
I 290	RCA Laboratories David Sarnoff Research Center Princeton, New Jersey Attn: Miss Fern Cloak, Librarian	I 373	Rantec Corporation 23999 Ventura Boulevard Calabasas, California Attn: Grace Keener, Office Mgr.
I 291	Radio Corporation of America Defense Electronic Products Building 10, Floor 7 Camden 2, New Jersey Attn: Mr. Harold J. Schrader, Staff Engineer Organization of Chief Technical Administrator	I 293	Raytheon Company State Road, Wayland Laboratory Wayland, Mass. Attn: Mr. Robert Borts
I 473	Radio Corporation of America Missile Control and Electronics Division Bedford St., Burlington, Mass. Attn: Librarian	I 294	Raytheon Company Wayland Laboratory Wayland, Mass Attn: Miss Alice G. Anderson, Librarian
I 757	Radio Corporation of America Surface Communications Systems Laboratory 75 Varick Street New York 13, N.Y. Attn: Mr. S. Krevsky	I 472	Raytheon Company Missile Systems Division Hartwell Road, Bedford, Mass. Attn: Donald H. Archer
I 789	Radio Corporation of America West Coast Missile and Surface Radar Division Engineering Library, Building 306/2 Attn: L.R. Hund, Librarian 8500 Balboa Boulevard, Van Nuys, Calif.	I 510	Remington Rand UNIVAC Division of Sperry Rand Corporation P.O. Box 500 Blue Bell, Pennsylvania Attn: Engineering Library
		I 295	Republic Aviation Corporation Farmingdale, Long Island, N.Y. Attn: Engineering Library

<u>Code</u>	<u>Organization</u>	<u>Code</u>	<u>Organization</u>
I 184	Ryan Aeronautical Company 2701 Harbor Drive Lindbergh Field San Diego 12, California Attn: Library	I 818	Sylvania Reconnaissance Systems Lab. Box 188, Mountain View, California Attn: Marvin D. Waldman
I 391	Sage Laboratories, Inc. 3 Huron Drive Natick, Mass.	I 240	TRG, Inc. 400 Border Street, East Boston, Mass. Attn: Dr. Alan F. Kay
I 96	Sandia Corporation P.O. Box 5800 Albuquerque, New Mexico Attn: Records Management and Services Department	I 338	A.S. Thomas, Inc. 355 Providence Highway Westwood, Mass. Attn: A.S. Thomas, President
I 682	Scanwell Laboratories, Inc. 6601 Scanwell Lane Springfield, Va.	I 708	Texas Instruments, Inc. 6000 Lemmon Avenue Dallas 9, Texas Attn: John B. Travis Systems Planning Branch
I 312	STL Technical Library Document Acquisitions Space Technology Laboratories, Inc. P.O. Box 95001 Los Angeles 45, California	I 464	Trans-Tech, Inc. P.O. Box 346 Rockville, Maryland Attn: Mr. A.C. Blankenship Chief Electronics Engineer
I 367	Stanford Research Institute Documents Center Menlo Park, California Attn: Acquisitions	I 139	Westinghouse Electric Corp. Electronics Division Friendship Int'l Airport Box 1897 Baltimore 3, Maryland Attn: Engineering Library
I 104	Sylvania Electric Products, Inc. 100 First Avenue, Waltham 54, Mass. Attn: Charles A. Thornhill, Report Librarian Waltham Laboratories Library	U 1	Library Geophysical Institute of the University of Alaska College, Alaska
I 260	Sylvania Elec. Prod. Inc. Electronic Defense Laboratory P.O. Box 205 Mountain View, California Attn: Library	U 61	Brown University Department of Electrical Engineering Providence, Rhode Island Attn: Dr. C.M. Angulo
		U 157	California Institute of Technology Jet Propulsion Laboratory 4800 Oak Grove Drive Pasadena, California Attn: Mr. I.E. Newlan
		U 99	California Institute of Technology 1201 E. California Street Pasadena, California Attn: Dr. C. Papas

<u>Code</u>	<u>Organization</u>	<u>Code</u>	<u>Organization</u>
U 3	Space Sciences Laboratory Leuschner Observatory University of California Berkeley 4, California Attn: Dr. Samuel Silver, Professor of Engineering Science and Director, Space Sciences Laboratory	U 102	Harvard University Technical Reports Collection Gordon McKay Library 303 Pierce Hall Oxford St., Cambridge 38, Mass Attn: Librarian
U 100	University of California Electronics Research Lab. 332 Cory Hall, Berkeley 4, California Attn: J.R. Whinnery	U 54	Harvard College Observatory 60 Garden Street Cambridge 39, Mass. Attn: Dr. Fred L. Whipple
U 289	University of Southern California University Park Los Angeles, California Attn: Dr. Raymond L. Chuan Director, Engineering Center	U 103	University of Illinois Documents Division Library Urbana, Illinois (Unclassified only)
U 239	Case Institute of Technology Electrical Engineering Department 10900 Euclid Avenue Cleveland, Ohio Attn: Professor Robert Plonsey	U 104	University of Illinois College of Engineering Urbana, Illinois Attn: Dr. P.E. Mayes Dept. of Electrical Engineering
U 183	Columbia University Department of Electrical Engineering Morningside Heights, New York, N.Y. Attn: Dr. Schlesinger	U 169	Illinois Institute of Technology 3301 S. Dearborn Street Chicago 16, Illinois Attn: Dr. George I. Cohn
U 238	University of Southern California University Park Los Angeles 7, California Attn: Z.A. Kaprielian, Associate Professor of Elec. Engr.	U 240	Illinois Institute of Technology Technology Center Dept. of Electrical Engineering Chicago 16, Illinois Attn: Paul C. Yuen Electronics Research Laboratory
U 10	Cornell University School of Electrical Engineering Ithaca, New York Attn: Prof. G.C. Dalman	U 22	The John Hopkins University Homewood Campus Baltimore 18, Maryland Attn: Dr. Donald E. Kerr, Department of Physics
U 86	University of Florida Department of Electrical Engineering Gainesville, Florida Attn: Prof. M.H. Latour, Library	U 105	The John Hopkins University Applied Physics Laboratory 8621 Georgia Avenue Silver Spring, Maryland Attn: Mr. George L. Seielstad
U 59	Library, Georgia Technology Research Institute Engineering Experiment Station 722 Cherry Street, N.W. Atlanta, Georgia (Unclassified) Attn: Mrs. J.H. Crosland, Librarian	U 228	University of Kansas Electrical Engineering Department Lawrence, Kansas Attn: Dr. H. Unz
		U 68	Lowell Technological Institute Research Foundation P.O. Box 709, Lowell, Mass. Attn: Dr. Charles R. Mingins

<u>Code</u>	<u>Organization</u>	<u>Code</u>	<u>Organization</u>
U 32	Massachusetts Institute of Technology Research Laboratory of Electronics Building 26, Room 327 Cambridge 39, Mass. Attn: John H. Hewitt (Unclassified only)	U 39	New York University Institute of Mathematical Sciences Room 802, 25 Waverly Place New York 3, New York Attn: Morris Kline, Dr.
U 26	Massachusetts Institute of Technology Lincoln Laboratory P.O. Box 73 Lexington 73, Mass. Attn: Mary A. Granese, Librarian	U 96	Northwestern University Microwave Laboratories Evanston, Illinois Attn: R. E. Beam
U 34	McGill University Department of Electrical Engineering Montreal, Canada Attn: Dr. T. Pavlasek	U 43	Antenna Laboratory Department of Electrical Engineering The Ohio State University 2024 Neil Avenue Columbus 10, Ohio Attn: Reports Librarian
U 107	University of Michigan Electronic Defense Group Engineering Research Institute Ann Arbor, Michigan Attn: J.A. Boyd, Supervisor via: Facility Security Officer	U 109	The University of Oklahoma Research Institute Norman, Oklahoma Attn: Prof. C.L. Farrar, Chairman Electrical Engineering
U 79	University of Michigan Engineering Research Institute Radiation Laboratory 912 N. Main Street Ann Arbor, Michigan Attn: Mr. Ralph E. Hiatt	U 45	The Pennsylvania State University Department of Electrical Engineering University Park, Pennsylvania
U 37	University of Michigan Engineering Research Institute Willow Run Laboratories, Willow Run Airport Ypsilanti, Michigan Attn: Librarian	U 185	University of Pennsylvania Institute of Cooperative Research 3400 Walnut Street, Philadelphia, Pa. Attn: Dept. of Electrical Engineering
U 108	University of Minnesota Minneapolis 14, Minnesota Attn: Mr. Robert H. Stumm, Library	U 48	Polytechnic Institute of Brooklyn Microwave Research Institute 55 Johnson Street, Brooklyn, N.Y. Attn: Dr. Arthur A. Oliner
U 194	Physical Science Laboratory New Mexico State University University Park, New Mexico Attn: Mr. H. W. Haas	U 97	Polytechnic Institute of Brooklyn Microwave Research Institute 55 Johnson Street Brooklyn, New York Attn: Mr. A.E. Laemmel
		U 184	Purdue University Dept. of Electrical Engineering Lafayette, Indiana Attn: Dr. Schultz

<u>Code</u>	<u>Organization</u>	<u>Code</u>	<u>Organization</u>
U 176	Library W.W. Hansen Laboratory of Physics Stanford University Stanford, California	U 51	The University of Texas Defense Research Laboratory Austin, Texas Attn: Claude W. Horton Physics Library
U 110	Syracuse University Research Institute Collendale Campus Syracuse 10, New York Attn: Dr. C.S. Grove, Jr., Director of Engineering Research	U 132	University of Toronto Department of Electrical Engr. Toronto, Canada Attn: Prof. G. Sinclair
U 309	Technical University Oestervoldgade 10 G Copenhagen, Denmark Attn: Prof. Hans Lottrup Knudsen	U 133	University of Washington Dept. of Electrical Engineering Seattle 5, Washington Attn: D.K. Reynolds
U 186	University of Tennessee Ferris Hall W. Cumberland Avenue Knoxville 16, Tennessee	U 187	University of Wisconsin Dept. of Electrical Engineering Madison, Wisconsin Attn: Dr. Scheibe
U 111	The University of Texas Electrical Engineering Research Lab. P.O. Box 8026, University Station Austin 12, Texas Attn: Mr. John R. Gerhardt Assistant Director	G 126	National Aeronautics & Space Administration Attn: Antenna Systems Branch Goddard Space Flight Center Greenbelt, Maryland