

**UNCLASSIFIED**

---

---

**AD: 297 474**

*Reproduced  
by the*

**ARMED SERVICES TECHNICAL INFORMATION AGENCY  
ARLINGTON HALL STATION  
ARLINGTON 12, VIRGINIA**



---

---

**UNCLASSIFIED**

NOTICE: When government or other drawings, specifications or other data are used for any purpose other than in connection with a definitely related government procurement operation, the U. S. Government thereby incurs no responsibility, nor any obligation whatsoever; and the fact that the Government may have formulated, furnished, or in any way supplied the said drawings, specifications, or other data is not to be regarded by implication or otherwise as in any manner licensing the holder or any other person or corporation, or conveying any rights or permission to manufacture, use or sell any patented invention that may in any way be related thereto.

63-2-5

TRG

297474

CATALOGED BY ASTIA  
AS AD NO. \_\_\_\_\_

297 474

ASTIA  
RECORDED  
FEB 27 1963  
TISIA

**TECHNICAL RESEARCH GROUP**  
2 AERIAL WAY • SYOSSET, NEW YORK

REPORT NO.  
TRG-153-SR-2

Submitted by:  
TRG, Incorporated  
2 Aerial Way  
Syosset, New York

UNSTEADY LIFT, MOMENT, AND CAVITY LENGTH  
CALCULATIONS FOR AN OSCILLATING PARTIALLY  
CAVITATED HYDROFOIL

Prepared under Contract Nonr 3434(00),  
Sponsored under the Bureau of Ships  
Fundamental Hydromechanics Research Program,  
Project S-4009 01 01,  
technically administered by  
the David Taylor Model Basin

Author:

  
Herbert Steinberg

Approved:

  
Jack Kotik

Submitted to:  
Commanding Officer and Director  
David Taylor Model Basin  
Washington 7, D.C.

Reproduction in whole or in part is permitted for  
any purpose of the United States Government.

September 1962

TECHNICAL RESEARCH GROUP

## TABLE OF CONTENTS

	<u>Page</u>
ACKNOWLEDGEMENTS -----	iii
NOMENCLATURE -----	iv
1. SUMMARY -----	1
2. INTRODUCTION -----	2
3. SUMMARY OF TRG-153-SR-1 -----	3
4. ZERO CAVITY-LENGTH LIMIT -----	6
5. ZERO-FREQUENCY LIMIT -----	14
6. DISCUSSION -----	17
7. CONCLUSION -----	29
APPENDIX I - Asymptotic Values of the I Integrals ----	A.I-1
APPENDIX II - Asymptotic Values for Large $\alpha$ and J Integrals -----	A.II-1
APPENDIX III - Asymptotic Values of $\phi_k(\infty)$ and $\psi_k(\infty)$ --	A.III-1
APPENDIX IV - Asymptotic Form of Pressure, Lift, and Moment Terms -----	A.IV-1
BIBLIOGRAPHY -----	Bi-1

## ACKNOWLEDGEMENTS

Acknowledgements are due to Jacques Bresse and Gerald Weinstein for programming and numerical calculation under the supervision of Dr. Hanan Rubin, to Harry Bluston and Peter Thomsen for checking the analysis, and to Mrs. Thelma Bourne and Miss Ada Kirchner for typing the manuscript.

## NOMENCLATURE

$\bar{\phi}$	velocity potential of flow
$\phi$	acceleration potential
U	free stream velocity
t	time
$\sigma$	normalized cavity pressure
d	fluid density
M(t)	slope of foil
B(t)	y intercept of foil
l	semichord of foil
c	position of rear end of cavity
$\alpha$	$\sqrt{\frac{l-c}{l+c}}$
A	$\sqrt{\frac{\sqrt{\alpha^2+1} + \alpha}{2}}$
B	$\sqrt{\frac{\sqrt{\alpha^2+1} - \alpha}{2}}$
f	force on foil
m	moment of foil
$\omega$	cavity length/chord length ( $\frac{l+c}{2l}$ )
$f_0, m_0, \omega_0$	steady parts of f, m, $\omega$
$\gamma$	frequency of oscillation of foil
$\Omega$	reduced frequency ( $\frac{\gamma l}{U}$ )
$K_0, K_1$	Bessel functions (see [3] page 172 )

$\Gamma$	Theodorsen's function
$\delta_k^+$	$\phi_k^+ - \phi_k^-$
$\delta$	net normalized unsteady pressure on foil
$f^*$	normalized unsteady force
$m^*$	normalized unsteady moment
$\omega^*$	normalized unsteady cavity length
$f_s^*, f_c^*$	real and imaginary parts of $f^*$
$m_s^*, m_c^*$	real and imaginary parts of $m^*$
$\omega_s^*, \omega_c^*$	real and imaginary parts of $\omega^*$
$M_0$	steady part of $M(t)$
$M_1, B_1$	amplitudes of unsteady parts of $M(t), B(t)$

The following quantities have complex definitions given in [1]

$C_k, \phi_k$	pages 4 and 7
$\psi_k, \tilde{\psi}_k$	Appendix VI
$Q_1, Q_2$	page 30
$v_c, v_s$	page 34
$d_{k,c}^*, d_{k,s}^*$	page 32 (see also page 22)
$\alpha_c, \alpha_s$	page 22
$J_{k,c}, J_{k,s}$	page 17
$I_{k,c}, I_{k,s}$	page 22
$\phi_\alpha, \tilde{\psi}_\alpha, J_{\alpha,c}, J_{\alpha,s}, I_{\alpha,c}, I_{\alpha,s}$	page 31

1. SUMMARY

This report contains the results of calculations of the unsteady force, moment, and cavity length of a partially cavitating hydrofoil subject to unit heave or pitch oscillations. These can be combined with arbitrary amplitude and phase. Included also are analytic descriptions of the zero-cavity-length limit and of the zero-frequency limit. Numerical results for these limiting cases are also included.

## 2. INTRODUCTION

A previous report<sup>[1]</sup> presents the theory for the unsteady motion of a partially cavitated hydrofoil. In order to carry out a hydroelastic analysis and also to indicate directions for further experimental and theoretical work, numerical calculations had to be made. The results of these calculations form the main body of this report.

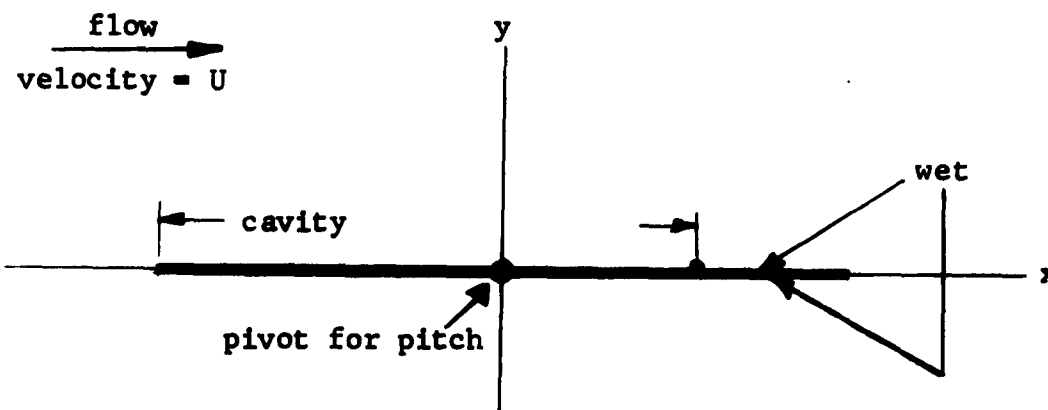
For certain limiting cases, namely the cavity length approaching zero and the reduced frequency approaching zero, we obtain simple expressions for the solutions. For the cavity length going to zero, we show that the limiting result agrees with Theodorsen's standard result<sup>[2]</sup>.

The limiting result for zero reduced frequency was obtained by a quasi-steady analysis of the steady state solution. The results agree graphically with the limit of the results of the above-mentioned calculations.

A short summary of [1] is included. This makes it possible to use the results presented herein without reading all of [1].

### 3. SUMMARY OF TRG-153-SR-1

In [1] the problem under study was the determination of the flow around a partially cavitating hydrofoil. The foil was assumed to be a flat plate of infinite span and immersed in an infinite fluid. The free stream velocity and the cavitation number were assumed constant. The foil was assumed to be subject to unsteady motion, specifically, simple harmonic heaving and/or pitching, and the particular question raised was the determination of the unsteady terms for the flow in these cases.



Timman's general solution in terms of the acceleration potential  $\phi$ , defined by  $\phi = \bar{\phi}_t + U\bar{\phi}_x$  where  $\bar{\phi}$  is the velocity potential, is

$$\phi = \sigma + \sum_{k=1}^4 c_k(t) \phi_k$$

where  $\phi_k$  are explicitly given\* (Appendix VI),  $c_3$  and  $c_4$  are defined by the motion of the foil (page 7), while  $c_1$  and  $c_2$  are (along with the length of the cavity) to be determined. The four possible boundary conditions to determine the three unknown functions are stated, (page 6). The vertical component of the velocity  $\bar{v}_y$ , is derived in terms of  $\psi_k$ , the conjugate functions of  $\phi_k$ , to be:

$$\bar{v}_y = \frac{1}{U} \left\{ \sum_{k=1}^4 c_k(t) \psi_k - \frac{1}{U} \frac{d}{dt} \int_{-\infty}^x c_k(t - \frac{x-x'}{U}) \psi_k(x', y, \alpha(t - \frac{x-x'}{U})) dx' \right\}$$

The steady state solution is then derived (pages 9-12) with the result

$$c_1 = \frac{U^2 MB}{\alpha} (\alpha^2 + 1) (\alpha + \sqrt{\alpha^2 + 1})$$

$$c_2 = - \frac{U^2 MB}{\alpha} (3\alpha^2 + 1 + 3\alpha \sqrt{\alpha^2 + 1})$$

with  $\alpha$  (defined by  $\alpha = \sqrt{\frac{L-C}{H+C}}$ ) given by:

$$\sigma = \frac{U^2 M}{\alpha} (\sqrt{\alpha^2 + 1} + \alpha)^2 .$$

A second linearization is carried out and the problem is reduced to solving six linear equations in six unknowns (pages 13-24), where the six equations are given on page 23.

The unsteady lift and moment are derived in terms of the unknown

-----  
\* All Appendix and page number references in this section are to [1].

constants (pages 25-28) and are given on page 28, along with the steady lift and moment.

In pages 29-35 we rewrite the equations in a non-dimensional form suitable for machine computation. We define solutions for unit heave and unit pitch as functions of  $\omega_0$  = cavity length/chord length and  $\Omega$  = reduced frequency, and show how to combine these solutions for arbitrary pitch and heave.

#### 4. ZERO CAVITY-LENGTH LIMIT

For analytical purposes it is convenient to represent the set of six real linear equations by three complex linear equations. Let  $Q^* = Q_2 + iQ_1$ ,  $v^* = v_s + iv_c$ , and let  $q^* = q_U + iq_L$  where

$$q_U = - \frac{4}{3} \begin{pmatrix} d_{k,s}^* \phi_k(\infty) \\ d_{k,c}^* (J_{k,c} + \frac{(-1)^k}{\Omega}) + d_{k,s}^* (J_{k,s} + \frac{3-k}{\Omega^2} - \tilde{\psi}_k(\infty)) \\ d_{k,c}^* I_{k,c} + d_{k,s}^* I_{k,s} \end{pmatrix}$$

$$q_L = - \frac{4}{3} \begin{pmatrix} d_{k,c}^* \phi_k(\infty) \\ d_{k,c}^* (J_{k,s} + \frac{3-k}{\Omega^2} - \tilde{\psi}_k(\infty)) - d_{k,s}^* (J_{k,c} + \frac{(-1)^k}{\Omega}) \\ d_{k,c}^* I_{k,s} - d_{k,s}^* I_{k,c} \end{pmatrix}$$

Then

$$q^* = - \frac{4}{3} d_k^* \begin{pmatrix} \phi_k(\infty) \\ M_k^* \\ I_k^* \end{pmatrix}$$

where

$$d_k^* = d_{k,s}^* + id_{k,c}^*$$

$$\begin{aligned} M_k^* &= J_{k,s} + \frac{3-k}{\Omega^2} - \tilde{\psi}_k(\infty) - i(J_{k,c} + \frac{(-1)^k}{\Omega}) \\ &= -i(J_{k,c} + \frac{(-1)^k}{\Omega}) + i(J_{k,s} + \frac{3-k}{\Omega^2} - \tilde{\psi}_k(\infty)) = -iN_k^* \end{aligned}$$

$$I_k^* = -i(I_{k,c} + iI_{k,s}) = -iL_k^*$$

Therefore

$$q^* = i \sum_3^4 d_k^* \begin{pmatrix} i\phi_k(\infty) \\ N_k^* \\ L_k^* \end{pmatrix}$$

In this notation

$$Q^{**} v^* = i q^*$$

$$\text{Let } r_k = \begin{pmatrix} i\phi_k(\infty) \\ N_k^* \\ L_k^* \end{pmatrix}$$

To determine the asymptotic properties of  $v^*$ , it is necessary first to determine the asymptotic properties of  $Q^*$ ,  $r_3$ , and  $r_4$ , since we may write:

$$Q^{**} v^* = -d_3^* r_3 - d_4^* r_4$$

In Appendix I we obtain

$$L_3^* \rightarrow \frac{\pi}{8\alpha^3} \left(1 + \frac{7\Omega i}{8\alpha^2}\right)$$

$$L_4^* \rightarrow \frac{\pi}{16\alpha^3} \left(1 + \frac{\Omega i}{\alpha^2}\right)$$

From the results of Appendices II and III we obtain

$$N_3^* \rightarrow -ie^{i\Omega} K_1(i\Omega)$$

$$N_4^* \rightarrow ie^{i\Omega} \left( \frac{K_0(i\Omega)}{2} - \frac{1}{\Omega} K_1(i\Omega) \right)$$

In Appendix III we obtain

$$\phi_3(\infty) \rightarrow \frac{1}{\alpha}$$

$$\phi_4(\infty) \rightarrow -\frac{1}{2\alpha}$$

Furthermore

$$Q^* = \begin{pmatrix} i\phi_1(\infty) & i\phi_2(\infty) & i\phi_\alpha(\infty) \\ N_1^* & N_2^* & N_\alpha^* \\ L_1^* & L_2^* & L_\alpha^* \end{pmatrix}$$

Where

$$N_k^* = J_{k,c} + i(J_{k,s} - \tilde{\nu}_k(\infty))$$

$$L_k^* = I_{k,c} + iI_{k,s}$$

$N_\alpha^*$  and  $L_\alpha^*$  are similarly defined.

In Appendix I we obtain

$$L_1^* \rightarrow \frac{3\pi}{8\alpha^{5/2}} \left(1 + \frac{35}{24} \frac{\Omega}{\alpha^2} i\right)$$

$$L_2^* \rightarrow \frac{\pi}{8\alpha^{3/2}} \left(1 + \frac{5}{8} \frac{\Omega}{\alpha^2} i\right)$$

$$L_\alpha^* \rightarrow \frac{3\pi}{8\alpha^2} \left(1 + \frac{35}{8} \frac{\Omega}{\alpha^2} i\right)$$

From the results of Appendices II and III we obtain

$$N_1^* \rightarrow \frac{1}{2\alpha^{3/2}} \Omega e^{i\Omega} (K_0(i\Omega) + K_1(i\Omega))$$

$$N_2^* \rightarrow \frac{1}{2\alpha^{1/2}} \Omega e^{i\Omega} (K_0(i\Omega) + K_1(i\Omega))$$

$$N^* \rightarrow \frac{0}{\alpha} \Omega e^{i\Omega} (K_0(i\Omega) + K_1(i\Omega))$$

In Appendix III we obtain

$$\phi_1(\infty) \rightarrow \alpha^{-1/2}$$

$$\phi_2(\infty) \rightarrow -\alpha^{1/2}$$

$$\phi_\alpha(\infty) \rightarrow 1$$

Let

$$u_1 = \frac{d_{1,s}^* + id_{1,c}^*}{\alpha^{3/2}}$$

$$u_2 = \frac{d_{2,s}^* + id_{2,c}^*}{\alpha^{1/2}}$$

$$u_\alpha = \frac{\alpha_s + i\alpha_c}{\alpha}$$

$$\Gamma = \frac{K_1}{K_0 + K_1} \quad (\text{Theodorsen's function})$$

The three equations become

$$u_1 - u_2 + u_\alpha = 0$$

$$\begin{aligned} u_1 + u_2 &= -(d_3^* (-\frac{2i}{\Omega} \Gamma) + d_4^* (\frac{1}{\Omega}) (1 - \Gamma(1 + \frac{2i}{\Omega}))) \\ &= \frac{1}{\Omega} (2d_3^* \Gamma - d_4^* (1 - \Gamma(1 + 2\frac{i}{\Omega}))) \end{aligned}$$

$$3u_1 + u_2 - 3u_\alpha = 0$$

Since  $d_3^*$ ,  $d_4^*$  and  $\Gamma$  are independent of  $\alpha$  and

$$\begin{vmatrix} 1 & -1 & 1 \\ 1 & 1 & 0 \\ 3 & 1 & -3 \end{vmatrix} = -8$$

$u_1$ ,  $u_2$ ,  $u_\alpha$  are all finite as  $\alpha \rightarrow \infty$ .

To obtain the pressure distribution on the hydrofoil, and also the lift and moment, it is sufficient to obtain  $u_1 + u_2$  only since  $\alpha u_\alpha \delta_\alpha \rightarrow 0$  as  $\alpha \rightarrow 0$  while

$$\alpha^{3/2} u_1 \delta_1 + \alpha^{1/2} u_2 \delta_2 \rightarrow (u_1 + u_2) \sqrt{\frac{l-x}{l+x}}; \text{ (see Appendix IV).}$$

Therefore the (normalized) net unsteady pressure  $\delta$  on the hydrofoil (as  $\alpha \rightarrow \infty$ ) is given by

$$\delta = (u_1 + u_2) \sqrt{\frac{l-x}{l+x}} - \frac{2 \sqrt{l^2-x^2}}{l} d_3^* - \frac{x \sqrt{l^2-x^2}}{l^2} d_4^*$$

Similarly the (normalized) unsteady lift and moment are given by (see Appendix IV)

$$\begin{aligned} f^* &= -\frac{1}{2l} \left( \sum_1^4 d_k^* R_k + \alpha^* R_\alpha \right) \\ &\rightarrow \pi(u_1 + u_2 - d_3^*) \\ &= \pi \left[ \left( \frac{2i\Gamma}{\Omega} - 1 \right) d_3^* - \left( \frac{1}{\Omega} + \left( \frac{2}{\Omega^2} - \frac{1}{\Omega} \right) \Gamma \right) d_4^* \right] \\ m^* &= -\frac{1}{2l^2} \left( \sum_1^4 d_k^* S_k + \alpha^* S_\alpha \right) \\ &\rightarrow \pi \left( \frac{u_1 + u_2}{2} - d_3^* - \frac{d_4^*}{8} \right) \\ &= \pi \left[ \left( \frac{i\Gamma}{\Omega} - 1 \right) d_3^* - \left( \frac{1}{8} + \frac{1}{2\Omega} + \left( \frac{1}{\Omega^2} - \frac{1}{2\Omega} \right) \Gamma \right) d_4^* \right] \end{aligned}$$

To obtain the limit of the fractional cavity length change we write from the first and third of the simultaneous equations,

$$u_\alpha = \frac{u_1 + u_2}{2}$$

Let  $\omega^* = \omega_s^* + i\omega_c^*$  (see Section 6.)

The  $\omega^* = -2\alpha\omega(\alpha_s + i\alpha_c)$

$$= -2\alpha^2\omega u_\alpha$$

$$= -\frac{2\alpha^2}{\alpha^2 + 1} u_\alpha$$

$$\rightarrow -2u_\alpha$$

Therefore as  $\alpha \rightarrow \infty$

$$\omega^* \rightarrow -(u_1 + u_2)$$

$$= -\frac{2i\Gamma}{\Omega} d_3^* + \left(\frac{i}{\Omega} + \left(\frac{2}{\Omega^2} - \frac{i}{\Omega}\right)\Gamma\right) d_4^*$$

For the unit heave solution  $d_3^* = -i\Omega^2$ ,  $d_4^* = 0$

Therefore:

$$f^* = \pi(2\Omega\Gamma + i\Omega^2)$$

$$m^* = \pi(\Omega\Gamma + i\Omega^2)$$

$$\omega^* = -2\Omega\Gamma$$

or

$$f_s^* = \pi(2\Omega F)$$

$$f_c^* = \pi(2\Omega G + \Omega^2)$$

$$m_s^* = \pi\Omega F$$

$$m_c^* = \pi(\Omega G + \Omega^2)$$

$$\omega_s^* = -2\Omega F$$

$$\omega_c^* = -2\Omega G$$

where  $\Gamma = F + iG$  ( $F, G$  real). This is Theodorsen's result.[2]

For the unit pitch solution,  $d_3^* = -2\Omega$ ,  $d_4^* = -i\Omega^2$ .

Therefore

$$f^* = \pi(\Omega + \Omega\Gamma - 2i\Gamma)$$

$$m^* = \pi\left(\frac{3\Omega}{2} + \frac{i\Omega^2}{8} - i\Gamma + \frac{\Omega\Gamma}{2}\right)$$

$$\omega^* = \Omega - \Omega\Gamma + 2i\Gamma$$

or

$$f_s^* = \pi(\Omega + \Omega F + 2G)$$

$$f_c^* = \pi(\Omega G - 2F)$$

$$m_s^* = \pi\left(\frac{3\Omega}{2} + G + \frac{\Omega F}{2}\right)$$

$$m_c^* = \pi\left(\frac{\Omega^2}{8} - F + \frac{\Omega G}{2}\right)$$

$$\omega_s^* = \Omega - \Omega F - 2G$$

$$\omega_c^* = -\Omega G + 2F$$

This is Theodorsen's result. [2]

$f_s^*$ ,  $f_c^*$ ,  $m_s^*$ ,  $m_c^*$ ,  $\omega_s^*$ ,  $\omega_c^*$  were calculated in both cases (unit heave and unit pitch) for  $\Omega = 0, .05, .1, .3$  and from  $.5$  to  $4$ . in steps of  $.5$ . The results are included in Table I (under  $\omega_0 = 0$ ).

Since to determine the limiting solution, the particular term  $u_1 + u_2$  is sufficient, rather than the individual  $u_1, u_2, u_\alpha$ , we see that only the second equation stated above is required. This equation is simply the statement that the vertical component of the velocity on the foil is determined by the foil motion. Since all physical models in this context include this condition and drop one of the remaining three (pressure at infinity, closure, continuity of the vertical component of velocity in the wake), we see that this limiting behaviour sheds no light on the question of the proper choice of model.

## 5. ZERO-FREQUENCY LIMIT

We now perform a quasi-steady analysis to determine the behaviour of the solution in the limit of low reduced frequency. This is done by approximating the exact solution at each time by the steady solution appropriate to the configuration at that time. The solution obtained by this approximation is called the quasi-steady solution.

For heave motion the quasi-steady solution is essentially independent of time so that the zero frequency limit is zero for all unsteady quantities.

For pitch motion, the angle of attack varies, and a non-trivial result is obtained. If the cavity length is less than 3/4 of the foil length, the magnitude of the unsteady force, moment, and fractional cavity change are all finite. The quasi-steady nature of the behavior implies that these quantities are all in phase (modulo  $\pi$ ) with the motion, i.e. the sine component is zero. At 3/4 cavity length the magnitudes of the unsteady terms are infinite, so that a physically meaningful phase analysis can not be made.

The steady state expression for  $\alpha$  is given implicitly by:

$$M = \frac{-\sigma}{U^2} \left( \frac{\alpha}{(\sqrt{\alpha^2+1} + \alpha)^2} \right)$$

Therefore

$$\frac{dM}{d\alpha} = \frac{-\sigma}{U^2} \left( \frac{\sqrt{\alpha^2+1} - 2\alpha}{\sqrt{\alpha^2+1} (\sqrt{\alpha^2+1} + \alpha)^2} \right)$$

and

$$\frac{d\alpha}{dM} = \frac{U^2}{\sigma} \frac{\sqrt{\alpha^2+1} (\sqrt{\alpha^2+1} + \alpha)^2}{2\alpha - \sqrt{\alpha^2+1}}$$

The quasi-steady change in the length of the cavity is gotten from

$$\frac{\Delta \omega}{\omega} = -2\omega \alpha \Delta \alpha, \quad \text{where}$$

$$\begin{aligned} \Delta \alpha &= \frac{d\alpha}{dM} M_1 \\ &= \frac{U^2}{\sigma} \frac{\sqrt{\alpha^2+1} (\sqrt{\alpha^2+1} + \alpha)^2}{2\alpha - \sqrt{\alpha^2+1}} M_1 \\ &= \frac{-\alpha \sqrt{\alpha^2+1}}{2\alpha - \sqrt{\alpha^2+1}} \frac{M_1}{M_0} \end{aligned}$$

Therefore

$$\frac{\Delta \omega}{\omega} = \frac{2\alpha^2}{\sqrt{\alpha^2+1} (2\alpha - \sqrt{\alpha^2+1})} \frac{M_1}{M_0}$$

or

$$\omega_c^* = \frac{2\alpha^2}{\sqrt{\alpha^2+1} (2\alpha - \sqrt{\alpha^2+1})} \quad \text{in the quasi-steady limit.}$$

The quasi-steady force term is derived as follows:

$$\frac{f}{d\ell\sigma} = \pi(\sqrt{\alpha^2+1} - \alpha)$$

$$\frac{1}{d\ell\sigma} \frac{df}{d\alpha} = \pi \frac{(\alpha - \sqrt{\alpha^2+1})}{\sqrt{\alpha^2+1}}$$

$$\frac{1}{d\ell U^2} \frac{df}{dM} = -\pi \frac{(\sqrt{\alpha^2+1} + \alpha)}{2\alpha - \sqrt{\alpha^2+1}}$$

$$\begin{aligned}\Delta f &= \frac{df}{dM} M_1 \\ &= -(dU^2 M_0) \frac{\pi(\sqrt{\alpha^2+1} + \alpha)}{2\alpha - \sqrt{\alpha^2+1}} \frac{M_1}{M_0}\end{aligned}$$

or

$$f_c^* = - \frac{\pi(\sqrt{\alpha^2+1} + \alpha)}{2\alpha - \sqrt{\alpha^2+1}} \quad \text{in the quasi-steady limit.}$$

The quasi-steady moment term follows from

$$\begin{aligned}\frac{m}{\sigma d l^2} &= \frac{\pi}{4(\alpha^2 + 1)^{3/2}} \left( \alpha \sqrt{\alpha^2+1} + \frac{4}{(\sqrt{\alpha^2+1} + \alpha)^2} \right) \\ \frac{1}{\sigma d l^2} \frac{dm}{d\alpha} &= \pi \left( \frac{1 - \alpha^2}{4(\alpha^2+1)^2} - \frac{3\alpha + 2\sqrt{\alpha^2+1}}{(\sqrt{\alpha^2+1} + \alpha)^2 (\alpha^2+1)^{5/2}} \right) \\ \frac{dm}{dM} &= (U^2 d l^2) \pi \left( \frac{3\alpha + 2\sqrt{\alpha^2+1}}{(\sqrt{\alpha^2+1} - 2\alpha)(\alpha^2+1)^2} + \frac{(\alpha^2-1)(\sqrt{\alpha^2+1} + \alpha)^2}{4(\sqrt{\alpha^2+1} - 2\alpha)(\alpha^2+1)^{3/2}} \right) \\ \Delta m &= \frac{dm}{dM} M_1\end{aligned}$$

Therefore, in the quasi-steady limit

$$m_c^* = \frac{\pi}{(\sqrt{\alpha^2+1} - 2\alpha)(\alpha^2+1)^2} \left[ \alpha + 2(\sqrt{\alpha^2+1} + \alpha) + \frac{(\alpha^2-1)\sqrt{\alpha^2+1}(\sqrt{\alpha^2+1} + \alpha)^2}{4} \right]$$

The results associated with  $\Omega = 0$  in Table I are based on these formulas.

## 6. DISCUSSION

In Table I we have tabulated the cosine and sine components of the normalized unsteady force, moment and cavity length,  $f_c^*$ ,  $f_s^*$ ,  $m_c^*$ ,  $m_s^*$ ,  $\omega_c^*$ ,  $\omega_s^*$ , due to unit heave and due to unit pitch. We may obtain the total force  $f$ , moment  $m$ , and cavity length  $\omega$  from the following:

$$\begin{aligned} \text{Force} \quad f &= f_o + C_f(f_c^* \cos \nu t + f_s^* \sin \nu t) \\ \text{Moment} \quad m &= m_o + C_m(m_c^* \cos \nu t + m_s^* \sin \nu t) \\ \text{Cavity Length} \quad \omega &= \omega_o + C_\omega(\omega_c^* \cos \nu t + \omega_s^* \sin \nu t) \end{aligned}$$

For heaving motion of amplitude  $B_1$ :

$$\begin{aligned} C_f &= dU^2 B_1 \\ C_m &= d\ell U^2 B_1 \\ C_\omega &= \omega_o B_1 / M_o \ell \end{aligned}$$

For pitching motion of amplitude  $M_1$ :

$$\begin{aligned} C_f &= d\ell U^2 M_1 \\ C_m &= d\ell^2 U^2 M_1 \\ C_\omega &= \omega_o M_1 / M_o \end{aligned}$$

The steady state terms are given by

$$\begin{aligned} f_o &= -d\ell U^2 M_o \pi \left(1 + \frac{\sqrt{\alpha^2 + 1}}{\alpha}\right) \\ m_o &= -d\ell^2 U^2 M_o \pi \left(\frac{1}{\alpha(\alpha^2 + 1)^{3/2}} + \frac{(\sqrt{\alpha^2 + 1} + \alpha)^2}{4(\alpha^2 + 1)}\right) \\ \omega_o &= 1/(\alpha^2 + 1) \end{aligned}$$

## UNSTEADY LIFT FORCE PERPENDICULAR TO FOIL DUE TO UNIT HEAVE

$\omega$ (Cavity 0 Length)	.125	.25	.375	.5	.625	.75	$f_c^*$	$f_B^*$
$\Omega$ (Reduced Frequency)								
0.0	0.0	0.0	0.0	0.0	0.0	0.0	0.0	0.0
.05	-.0332	-.0519	-.0769	-.135	-.324	-.52	-1.52	1.706
.1	-.0768	-.116	-.171	-.288	-.599	-1.74	-1.74	1.01
.3	-.0553	-.0876	-.199	-.429	-.901	-2.00	-2.00	2.90
.5	.312	.382	.251	-.0470	-.628	-1.83	-1.83	4.87
1.0	2.51	3.11	2.97	2.48	1.55	-.0090	-.0090	6.64
1.5	6.38	7.85	7.70	6.98	5.66	3.51	3.51	8.53
2.0	11.8	14.5	14.4	13.4	11.7	9.05	9.05	10.9
2.5	18.9	23.0	22.9	21.7	19.6	16.3	16.3	13.8
3.0	27.5	33.4	33.3	31.8	29.2	25.0	25.0	17.2
3.5	37.7	45.6	45.5	43.8	40.5	34.7	34.7	20.5
4.0	49.5	59.6	59.5	57.4	53.2	45.2	45.2	
0.0	0.0	0.0	0.0	0.0	0.0	0.0	0.0	0.0
.05	.286	.353	.414	.517	.727	.706	.706	1.01
.1	.523	.633	.722	.859	1.08	1.01	1.01	2.90
.3	1.25	1.47	1.61	1.79	1.99	1.90	1.90	4.87
.5	1.88	2.20	2.39	2.59	2.81	2.87	2.87	6.64
1.0	3.39	4.03	4.34	4.61	4.81	4.87	4.87	8.53
1.5	4.91	5.94	6.39	6.67	6.76	6.64	6.64	10.9
2.0	6.45	7.96	8.55	8.81	8.75	8.53	8.53	13.8
2.5	7.99	10.1	10.8	11.0	10.9	10.9	10.9	17.2
3.0	9.54	12.4	13.2	13.4	13.4	13.8	13.8	20.5
3.5	11.1	14.8	15.8	16.0	16.2	17.2	17.2	
4.0	12.7	17.3	18.4	18.8	19.4			

TABLE I

## UNSTEADY LIFT FORCE PERPENDICULAR TO FOIL DUE TO UNIT PITCH

$\omega_c$ (Cavity Length)	0	.125	.25	.375	.5	.625	.75
$\Omega$ (Reduced Frequency)	0.0	-6.98	-3.01	-9.68	-12.9	-22.5	-
	.05	-6.30	-7.10	-8.30	-10.4	-14.6	-14.3
	.1	-5.76	-6.39	-7.30	-8.63	-10.9	-10.4
	.3	-4.70	-5.10	-5.59	-6.18	-6.87	-6.95
	.5	-4.35	-4.72	-5.10	-5.51	-5.91	-6.03
	1.0	-4.23	-4.66	-4.98	-5.17	-5.22	-5.06
	1.5	-4.45	-5.04	-5.34	-5.36	-5.14	-4.73
	2.0	-4.64	-5.64	-5.93	-5.30	-5.40	-4.94
	2.5	-5.37	-6.41	-6.70	-6.45	-5.99	-5.64
	3.0	-6.02	-7.33	-7.61	-7.29	-6.32	-6.58
	3.5	-6.77	-8.38	-8.65	-8.28	-7.81	-7.45
	4.0	-7.63	-9.52	-9.79	-9.39	-8.61	-8.03
	0.0	0.0	0.0	0.0	0.0	0.0	-
	.05	-5.21	-3.97	-1.40	-2.55	-6.32	-30.4
	.1	-5.07	-3.909	-1.46	-2.64	-5.76	-17.2
	.3	4.43	2.95	1.10	-.923	-2.57	-6.34
	.5	1.56	1.64	1.32	.650	-3.17	-3.16
	1.0	4.21	4.63	4.43	3.32	2.76	.971
	1.5	6.71	7.46	7.22	6.59	5.61	4.14
	2.0	9.14	10.1	9.34	9.23	8.34	7.07
	2.5	11.6	12.7	12.3	11.8	10.9	9.66
	3.0	13.9	15.1	14.8	14.2	13.3	11.8
	3.5	16.3	17.5	17.1	16.5	15.5	13.4
	4.0	18.7	19.7	19.3	18.7	17.4	14.8

TABLE I (Continued)

UNSTEADY MOMENT DUE TO UNIT HEAVE

$\Omega$ (Reduced Frequency)	Cavity Length							$m_c^*$
	0	.125	.25	.375	.5	.625	.75	
0.0	0.0	0.0	0.0	0.0	0.0	0.0	0.0	0.0
.05	-.0127	-.0101	-.0123	-.0257	-.0719	-.261	-1.71	0.0
.1	-.0227	-.0134	-.0149	-.0431	-.141	-.473	-1.95	0.0
.3	.114	.175	.212	.177	-.0197	-.592	-2.22	0.0
.5	.549	.689	.806	.815	.587	-.126	-1.97	0.0
1.0	2.83	3.28	3.75	4.00	3.77	2.74	.231	4.70
1.5	6.72	7.67	8.68	9.30	9.14	7.82	4.70	11.5
2.0	12.2	13.8	15.5	16.6	16.6	15.0	11.5	20.5
2.5	19.3	21.7	24.3	25.9	26.0	24.4	20.5	31.1
3.0	27.9	31.4	34.9	37.0	37.4	35.7	31.1	43.1
3.5	38.1	42.8	47.3	50.0	50.7	49.0	43.1	56.2
4.0	49.9	55.9	61.5	64.8	65.9	64.1	56.2	

$\Omega$ (Reduced Frequency)	Cavity Length							$m_B^*$
	0	.125	.25	.375	.5	.625	.75	
0.0	0.0	0.0	0.0	0.0	0.0	0.0	0.0	0.0
.05	.143	.126	.137	.189	.314	.605	.795	1.14
.1	.261	.230	.248	.334	.526	.901	1.26	2.26
.3	.627	.551	.596	.781	1.14	1.70	2.44	3.26
.5	.939	.835	.915	1.20	1.70	2.44	3.26	4.48
1.0	1.69	1.54	1.76	2.33	3.48	4.22	5.48	7.48
1.5	2.46	2.28	2.71	3.64	4.88	5.24	6.60	9.60
2.0	3.22	3.06	3.80	5.17	6.75	8.24	10.2	12.2
2.5	4.00	3.89	5.04	6.89	8.79	10.4	12.9	15.5
3.0	4.77	4.78	6.45	8.80	11.0	12.9	15.5	19.3
3.5	5.55	5.73	8.01	10.8	13.2	15.6	19.3	23.1
4.0	6.33	6.76	9.72	13.0	15.6	18.5	23.1	

TABLE I (Continued)

		UNSTEADY MOMENT DUE TO UNIT PITCH						
		.125	.25	.375	.5	.625	.75	
$\Omega$ (Cavity Length)	$\Omega$ (Reduced Frequency)							
0.0	0.0	-3.14	-3.10	-4.41	-7.81	-18.7	-	-
.05	-2.87	-2.53	-2.76	-3.80	-6.30	-12.2	-16.1	
.1	-2.64	-2.32	-2.50	-3.37	-5.32	-9.12	-11.6	
.3	-2.14	-1.88	-2.04	-2.69	-3.92	-5.85	-7.80	
.5	-1.90	-1.71	-1.91	-2.53	-3.58	-5.09	-6.72	
1.0	-1.46	-1.45	-1.85	-2.58	-3.51	-4.54	-5.46	
1.5	-.927	-1.18	-1.89	-2.82	-3.72	-4.41	-4.80	
2.0	-.222	-.830	-1.94	-3.11	-3.98	-4.44	-4.65	$m_C^*$
2.5	.670	-.386	-1.97	-3.38	-4.24	-4.59	-4.92	
3.0	1.76	.163	-1.94	-3.57	-4.43	-4.81	-5.35	
3.5	3.03	.822	-1.82	-3.66	-4.55	-5.01	-5.59	
4.0	4.51	1.60	-1.59	-3.61	-4.59	-5.12	-5.38	
0.0	0.0	0.0	0.0	0.0	0.0	0.0	-	$m_B^*$
.05	-.103	-.0526	-.0946	-.362	-1.28	-5.05	-34.1	
.1	.0606	.157	.141	-.143	-1.12	-4.45	-19.3	
.3	1.16	1.39	1.52	1.38	.669	-1.33	-6.94	
.5	2.35	2.68	2.93	2.90	2.34	.738	-3.23	
1.0	5.24	5.83	6.30	6.43	5.98	4.63	1.76	
1.5	8.07	8.90	9.54	9.72	9.27	8.01	5.65	
2.0	10.9	11.9	12.7	12.8	12.3	11.2	9.28	
2.5	13.6	14.9	15.7	15.7	15.3	14.3	12.5	
3.0	16.4	17.8	18.5	18.5	18.0	17.1	15.2	
3.5	19.2	20.7	21.3	21.2	20.7	19.8	17.4	
4.0	21.9	23.6	24.0	23.8	23.4	22.3	19.3	

TABLE I (Continued)

## UNSTEADY FRACTIONAL CAVITY CHANGE DUE TO UNIT HEAVE

$\omega_c$ (Cavity Length)	0	.125	.25	.375	.5	.625	.75
$\Omega$ (Reduced Frequency)	0.0	0.0	0.0	0.0	0.0	0.0	0.0
	.05	.0131	.0147	.0171	.0210	.0289	.0514
	.1	.0345	.0384	.0440	.0523	.0669	.0997
	.3	.108	.120	.135	.151	.173	.204
	.5	.151	.174	.197	.220	.242	.267
	1.0	.201	.269	.324	.363	.386	.393
	1.5	.221	.359	.458	.509	.514	.484
	2.0	.231	.462	.607	.648	.606	.512
	2.5	.236	.584	.763	.761	.637	.472
	3.0	.240	.722	.914	.829	.605	.384
	3.5	.242	.874	1.05	.843	.522	.292
	4.0	.244	1.04	1.15	.805	.418	.243
	0.0	0.0	0.0	0.0	0.0	0.0	0.0
	.05	.0164	.0190	.0252	.0297	.0387	.0429
	.1	.0190	.0252	.0297	.0387	.0429	.0404
	.3	.0252	.0297	.0387	.0429	.0404	.329
	.5	.0297	.0387	.0429	.0404	.329	.253
	1.0	.0387	.0429	.0404	.329	.253	.233
	1.5	.0429	.0404	.329	.253	.233	.294
	2.0	.0404	.329	.253	.233	.294	
	2.5	.329	.253	.233	.294		
	3.0	.253	.233	.294			
	3.5	.233	.294				
	4.0	.294					
	0.0	0.0	0.0	0.0	0.0	0.0	0.0
	.05	-.0909	-.0902	-.0901	-.0914	-.0956	-.106
	.1	-.166	-.163	-.160	-.158	-.156	-.155
	.3	-.399	-.380	-.359	-.334	-.305	-.265
	.5	-.598	-.562	-.521	-.474	-.420	-.353
	1.0	-1.08	-.996	-.897	-.784	-.661	-.528
	1.5	-1.56	-1.43	-1.25	-1.05	-.841	-.644
	2.0	-2.05	-1.84	-1.56	-1.25	-.967	-.726
	2.5	-2.54	-2.25	-1.83	-1.41	-.96	-.818
	3.0	-3.04	-2.64	-2.06	-1.53	-1.17	-.961
	3.5	-3.53	-3.01	-2.25	-1.64	-1.31	-1.18
	4.0	-4.03	-3.35	-2.40	-1.76	-1.51	-1.32

TABLE I (Continued)

UNSTEADY FRACTIONAL CAVITY CHANGE DUE TO UNIT PITCH

$\omega_c$ (Cavity Length)	0	.125	.25	.375	.5	.625	.75
$\Omega$ (Reduced Frequency)	0.0	2.01	2.05	2.15	2.41	3.34	-
	.05	1.81	1.81	1.83	1.92	2.14	1.46
	.1	1.65	1.63	1.60	1.58	1.56	1.03
	.3	1.32	1.24	1.16	1.05	.914	.642
	.5	1.19	1.10	.997	.876	.731	.523
	1.0	1.06	.936	.800	.659	.514	.358
	1.5	.992	.819	.652	.500	.369	.254
	2.0	.921	.699	.511	.371	.278	.216
	2.5	.843	.573	.385	.286	.251	.242
	3.0	.755	.448	.289	.255	.281	.302
	3.5	.658	.332	.230	.272	.340	.351
	4.0	.555	.231	.211	.323	.396	.355
	0.0	0.0	0.0	0.0	0.0	0.0	-
	.05	.266	.341	.417	.573	1.02	3.27
	.1	.361	.446	.525	.668	.994	1.91
	.3	.459	.515	.556	.615	.710	.867
	.5	.502	.534	.550	.570	.599	.640
	1.0	.661	.644	.614	.571	.518	.457
	1.5	.866	.790	.701	.589	.468	.350
	2.0	1.09	.930	.762	.574	.394	.245
	2.5	1.32	1.05	.788	.528	.314	.169
	3.0	1.56	1.14	.783	.473	.260	.150
	3.5	1.80	1.20	.760	.433	.255	.190
	4.0	2.05	1.24	.735	.427	.302	.261

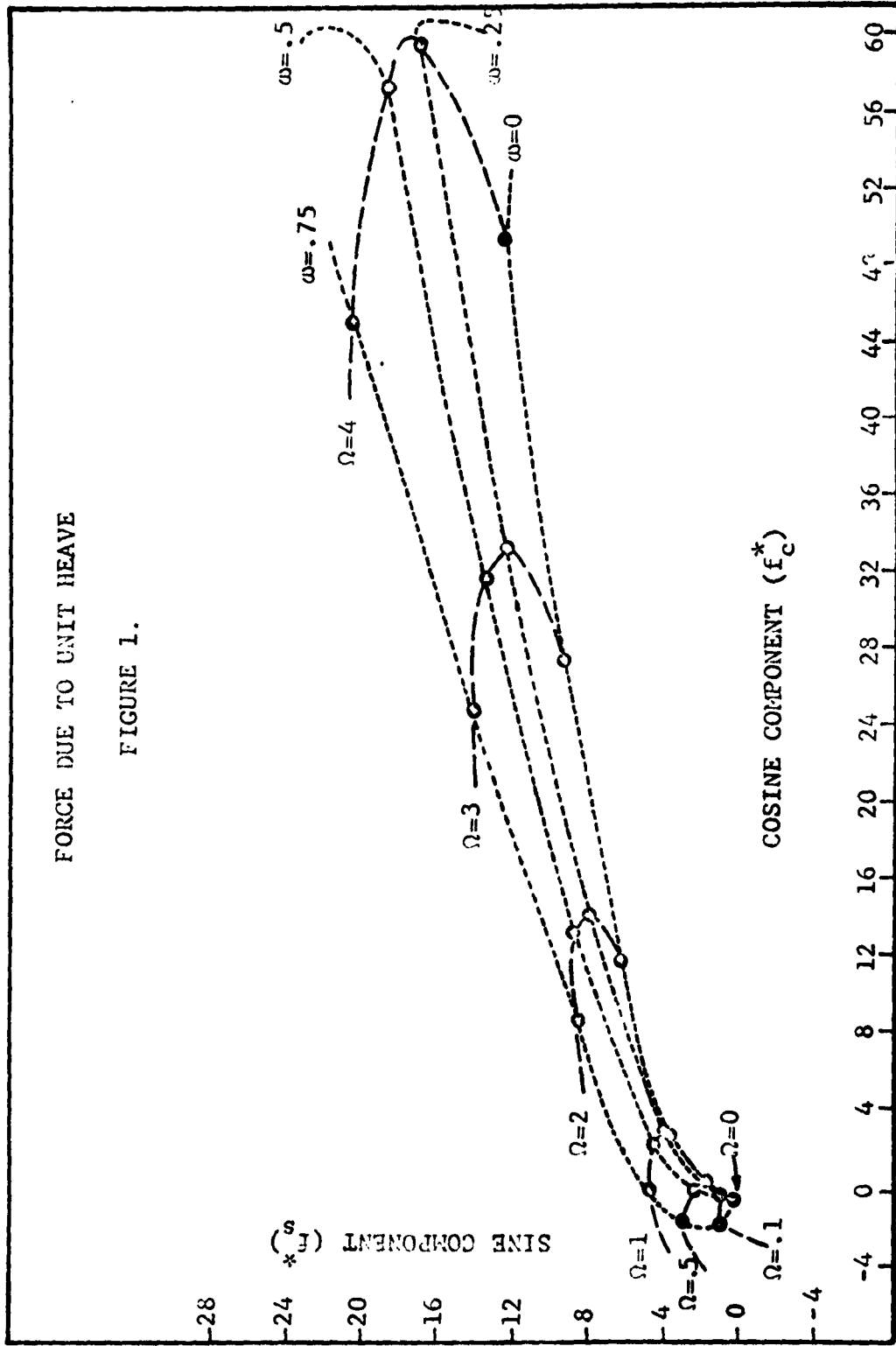
TABLE I (Continued)

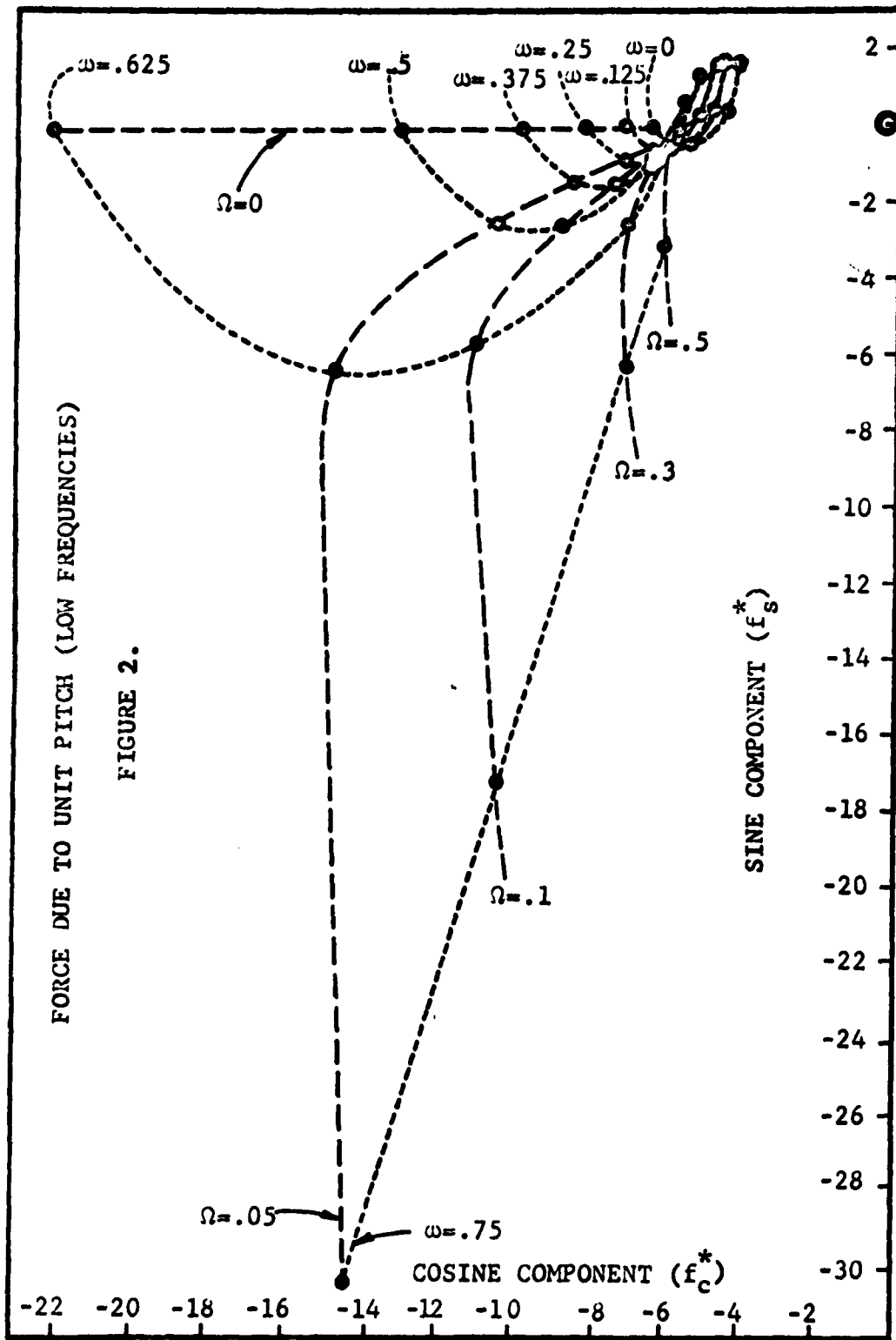
In these formulas,  $f$  is positive upwards perpendicular to the foil,  $m$  is counter-clockwise around the leading edge (with the flow going from left to right), and  $\omega$  is cavity length/chord.

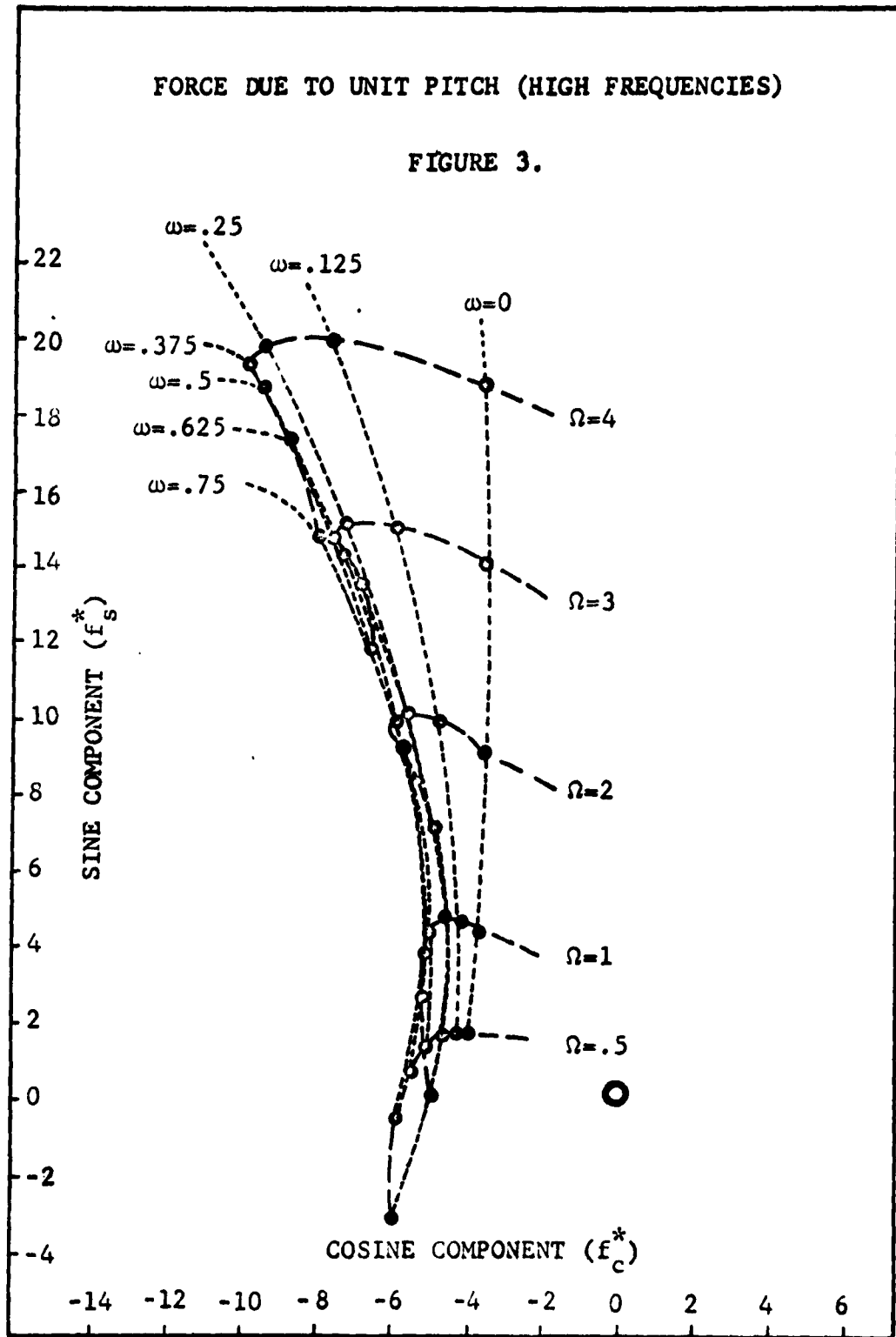
We now call attention to some overall features of the data. In figures 1, 2, and 3 are examples of the type of plot which indicates the general behaviour of each of the unsteady terms, constructed by plotting the sine coefficient ("s" subscript) against the cosine coefficient ("c" subscript) and indicating contours of constant frequency and constant cavity length.

All heave functions have the following low frequency behaviour: amplitude goes to zero, while the phase tends to  $\pm \pi/2$ , except for the critical  $3/4$  cavity length. For this case the phase cannot be precisely evaluated, but it appears to be 0 (modulo  $\pi$ ). For high frequencies, the force and moment increase in amplitude and tend to become fairly constant in phase, the value depending on the cavity length. The unsteady cavity length term increases in magnitude at a roughly constant phase up to some critical frequency (dependent on the cavity length) and then more slowly increases in amplitude and undergoes a rapid phase change.

The unsteady pitch terms have significantly different behaviours at low and high frequency ( $\Omega = .5$  appears to be the transition). At low frequencies except at the critical  $3/4$  cavity length, the amplitude tends to the value predicted from







the steady state theory, and the phase tends to 0 (modulo  $\pi$ ). For the 3/4 cavity case, the amplitude becomes  $\infty$ , as expected from steady theory while the phase is again hard to predict, but seems to approach  $\pm\pi/2$ . At high frequencies, the behaviour of the force and moment in general resembles that of high frequency heave motion, i.e. increasing amplitude, with no significant phase effect.

The cavity length term exhibits an unusual behaviour. As we go from zero to high frequency, for each steady cavity length, the amplitude first decreases at roughly constant phase, then begins to change phase while the amplitude reaches a minimum and begins to increase. This strange behaviour may be worth further study.

## 7. CONCLUSION

Numerical calculations have been made to obtain the quantities which describe the unsteady behaviour of a two-dimensional flat-plate hydrofoil in an infinite fluid without gravity subject to oscillatory heaving or pitching, based on a particular physical model. The limiting behaviour for zero cavity length was obtained by an asymptotic development, while a quasi-steady analysis was carried out to obtain the zero-frequency behaviour. For zero cavity length we found that the limiting behaviour does not depend on the particular physical model, i.e. dropping the closure condition, that was selected. The consistency of the quasi-steady results (for the zero-frequency limit) with the numerical results tends to support our choice of model.

It would be of interest to carry out an asymptotic expansion, instead of a quasi-steady analysis, in the zero-frequency limit to determine if all models are consistent in this case also. Furthermore since experimental evidence indicates that the low frequency (reduced frequency less than .5) behaviour is important, further study of the limiting behaviour would have independent interest.

Since it has by no means been conclusively demonstrated that this particular physical model (omitting the cavity closure condition) is correct, although it seems the most reasonable, it would be of interest to work out all other models

which are possible in the same context, i.e. as solutions to Laplace's equation in linearized theory. Specifically the unsteady closure condition would be set up as a fourth condition and solutions would be obtained for the models obtained by dropping the continuity of the vertical component of velocity and dropping the condition of having the acceleration potential go to zero at infinity. In addition a third case may be constructed by introducing an unsteady singularity at the trailing edge of the foil (i.e. dropping the unsteady Kutta condition) and then using all four previously mentioned boundary conditions.

It would also be desirable to extend the analysis to include

- 1) non-zero thickness and camber
- 2) finite span
- 3) curved, surface-piercing foils
- 4) gravity and free surface effects,

and to perform a hydroelastic analysis in each of these cases.

APPENDIX I - Asymptotic Values of the I Integrals (see p.22 and Appendix IV of [1])

The  $I_{k,c}$  and  $I_{k,c}^*$  are of the form

$$\int_{-\infty}^{\infty} \tilde{\psi}_k \frac{\xi(\xi^2 + \alpha)}{P^2} \cos\left(\frac{2\Omega}{P}\right) d\xi$$

where  $P = (\xi^2 + \alpha)^2 + 1$  (and where  $\frac{\partial \tilde{\psi}_k}{\partial \alpha}$  is used instead of  $\tilde{\psi}_k$  for  $I_{k,c}^*$ .)

For all values of  $\xi$  and  $\alpha$ ,  $P \geq \alpha^2 + 1$ .

Therefore  $\frac{2\Omega}{P} \leq \frac{2\Omega}{\alpha^2 + 1}$ , so that  $\cos\left(\frac{2\Omega}{P}\right) \sim 1$ , for large  $\alpha$

and fixed  $\Omega$ , independent of  $\xi$ .

Consequently the asymptotic value of the integral may be given by the asymptotic value of

$$\int_{-\infty}^{\infty} \tilde{\psi}_k \frac{\xi(\xi^2 + \alpha)}{P^2} d\xi$$

Similarly  $\sin\left(\frac{2\Omega}{P}\right) \sim \frac{2\Omega}{P}$ , so that

$$I_{k,s} \sim 2\Omega \int_{-\infty}^{\infty} \tilde{\psi}_k \frac{\xi(\xi^2 + \alpha)}{P^3} d\xi$$

Since all the  $I_{k,c}$ ,  $I_{k,s}$  etc. are expressible in terms of  $I_1$ , its asymptotic value will first be given

$$\begin{aligned} I_1 &= \frac{\pi B}{\sqrt{\alpha^2 + 1}} \\ &= \frac{\pi}{\sqrt{\alpha^2 + 1}} \sqrt{\frac{1}{2(\sqrt{\alpha^2 + 1} + \alpha)}} \\ &\rightarrow \frac{\pi}{2\alpha^{3/2}} \end{aligned}$$

$$\begin{aligned}
I_{1,c} &\sim \int_{-\infty}^{\infty} \frac{\xi^2 + \alpha}{p^2} d\xi \\
&= J_2 + \alpha I_2 \\
&= J_2 + \frac{\alpha}{1 + \alpha^2} \left( \frac{3}{4} I_1 - \alpha J_2 \right) \\
&= \frac{J_2}{1 + \alpha^2} + \frac{3}{4} \frac{\alpha}{1 + \alpha^2} I_1 \\
&= \frac{J_1}{4(1 + \alpha^2)} + \frac{\alpha I_1}{2(1 + \alpha^2)} \\
&= \frac{I_1}{4(1 + \alpha^2)} (\sqrt{\alpha^2 + 1} + 2\alpha) \\
&\rightarrow \frac{3}{4\alpha} I_1 \\
&= \frac{3\pi}{8\alpha^{5/2}}
\end{aligned}$$

$$\begin{aligned}
I_{1,s} &\sim 2\Omega \int_{-\infty}^{\infty} \frac{\xi^2 + \alpha}{p^3} d\xi \\
&= 2\Omega(J_3 + \alpha I_3) \\
&= 2\Omega \left( J_3 + \frac{\alpha}{1 + \alpha^2} \left( \frac{7}{8} I_2 - \alpha J_3 \right) \right) \\
&= 2\Omega \left( \frac{7}{8} \frac{\alpha I_2}{1 + \alpha^2} + \frac{1}{1 + \alpha^2} \left( -\frac{\alpha I_2}{8} + \frac{5}{8} J_2 \right) \right) \\
&= \frac{2\Omega}{1 + \alpha^2} \left[ \frac{3}{4} \alpha I_2 + \frac{5}{8} J_2 \right] \\
&= \frac{2\Omega}{1 + \alpha^2} \left( \frac{3}{4} \left[ \frac{I_1}{4(1 + \alpha^2)} (\sqrt{\alpha^2 + 1} + 2\alpha) \right] - \frac{J_2}{8} \right)
\end{aligned}$$

$$\begin{aligned}
 I_{1,s} &\sim \frac{2\Omega}{1+\alpha^2} \left( \frac{3}{4} \left( \frac{\sqrt{\alpha^2+1} + 2\alpha}{4(1+\alpha^2)} + \frac{1}{8} \left( \frac{\alpha}{4} - \frac{\sqrt{1+\alpha^2}}{4} \right) \right) I_1 \right. \\
 &= \frac{2\Omega}{1+\alpha^2} \left( \frac{3}{16} \left( \frac{\sqrt{\alpha^2+1} + 2\alpha}{1+\alpha^2} \right) - \frac{1}{32(\sqrt{\alpha^2+1} + \alpha)} \right) I_1 \\
 &\rightarrow \frac{2\Omega}{\alpha^2} \left( \frac{9}{16\alpha} - \frac{1}{64\alpha} \right) \frac{\pi}{2\alpha^{3/2}} \\
 &= \frac{35\pi\Omega}{64\alpha^{9/2}}
 \end{aligned}$$

$$\begin{aligned}
 I_{2,c} &\sim \int_{-\infty}^{\infty} \frac{\xi^2(\xi^2+\alpha)}{p^3} d\xi \\
 &= \frac{I_1}{4} \\
 &\rightarrow \frac{\pi}{8\alpha^{3/2}}
 \end{aligned}$$

$$\begin{aligned}
 I_{2,s} &\sim 2\Omega \int_{-\infty}^{\infty} \frac{\xi^2(\xi^2+\alpha)}{p^3} d\xi \\
 &= \frac{2\Omega I_2}{8} \\
 &= \frac{\Omega}{4(1+\alpha^2)} \left( \frac{3}{4} I_1 - \alpha J_2 \right) \\
 &= \frac{\Omega}{4(1+\alpha^2)} \left( \frac{3}{4} + \alpha \left( \frac{\alpha - \sqrt{\alpha^2+1}}{4} \right) \right) I_1 \\
 &= \frac{\Omega}{4(1+\alpha^2)} \left( \frac{3}{4} - \frac{\alpha}{4(\alpha + \sqrt{\alpha^2+1})} \right) I_1 \\
 &\rightarrow \frac{5\Omega}{32\alpha^2} \cdot \frac{\pi}{2\alpha^{3/2}} \\
 &= \frac{5\pi\Omega}{64\alpha^{7/2}}
 \end{aligned}$$

$I_{k,c}^*$  and  $I_{k,s}^*$  may be obtained from  $I_{k,c}$  and  $I_{k,s}$  by differentiating with respect to  $\alpha$ , noting L'Hopital's rule.

$$I_{1,c}^* \rightarrow -\frac{15}{16} \frac{\pi}{\alpha^{7/2}}$$

$$I_{1,s}^* \rightarrow -\frac{315}{128} \frac{\pi\Omega}{\alpha^{11/2}}$$

$$I_{2,c}^* \rightarrow -\frac{3}{16} \frac{\pi}{\alpha^{5/2}}$$

$$I_{2,s}^* \rightarrow -\frac{35}{128} \frac{\pi\Omega}{\alpha^{9/2}}$$

Therefore

$$I_{\alpha,c} \rightarrow -\frac{3}{8} \frac{\pi}{\alpha^2}$$

$$I_{\alpha,s} \rightarrow -\frac{105}{64} \frac{\pi\Omega}{\alpha^4}$$

$$\begin{aligned} I_{3,c} &\sim \frac{2A}{\sqrt{\alpha^2+1}} \int \frac{\xi^2(\xi^2+\alpha)(\xi^2+E)}{p^3} d\xi \\ &= \frac{2A}{\sqrt{\alpha^2+1}} \left( E \frac{I_2}{8} + \frac{3J_2}{8} \right) \\ &= \frac{A}{4\alpha\sqrt{\alpha^2+1}} \left( (3\alpha - E) J_2 + E \frac{(\sqrt{\alpha^2+1} + 2\alpha)}{4(\alpha^2+1)} I_1 \right) \\ &= \frac{A}{4\alpha\sqrt{\alpha^2+1}} \left( (\alpha + \sqrt{\alpha^2+1}) \left( \frac{\sqrt{\alpha^2+1} - \alpha}{4} \right) + \frac{(2\alpha - \sqrt{\alpha^2+1})(2\alpha + \sqrt{\alpha^2+1})}{4(\alpha^2+1)} \right) I_1 \\ &= \frac{A}{16\alpha\sqrt{\alpha^2+1}} \left( 1 + \frac{3\alpha^2 - 1}{\alpha^2 + 1} \right) I_1 \\ &= \frac{\pi}{32\alpha(\alpha^2+1)} \left( \frac{4\alpha^2}{\alpha^2+1} \right) \\ &\rightarrow \frac{\pi}{8\alpha^3} \end{aligned}$$

$$\begin{aligned}
I_{3,s} &\sim \frac{4A\Omega}{\sqrt{\alpha^2+1}} \int \frac{\xi^2(\xi^2+\alpha)(\xi^2+E)}{p^4} d\xi \\
&= \frac{4A\Omega}{12\sqrt{\alpha^2+1}} (EI_3 + 3J_3) \\
&= \frac{A\Omega}{3\alpha\sqrt{\alpha^2+1}} \left( \frac{E}{1+\alpha^2} \left( \frac{3}{16} \left( \frac{\sqrt{\alpha^2+1}+2\alpha}{1+\alpha^2} \right) - \frac{1}{32(\sqrt{\alpha^2+1}+\alpha)} \right) I_1 + (\alpha + \sqrt{\alpha^2+1}) J_3 \right) \\
J_3 &= -\frac{\alpha I_2}{8} + \frac{5}{8} J_2 \\
&= -\frac{1}{8} \left( \frac{\sqrt{\alpha^2+1}+2\alpha}{4(1+\alpha^2)} I_1 + \frac{3}{4} \left( \frac{\sqrt{\alpha^2+1}-\alpha}{4} \right) I_1 \right) \\
I_{3,s} &\sim \frac{A\Omega I_1}{3\alpha\sqrt{\alpha^2+1}} \left( \frac{2\alpha - \sqrt{\alpha^2+1}}{1+\alpha^2} \left( \frac{3}{16} \left( \frac{\sqrt{\alpha^2+1}+2\alpha}{1+\alpha^2} \right) - \frac{1}{32(\sqrt{\alpha^2+1}+\alpha)} \right) \right. \\
&\quad \left. + (\alpha + \sqrt{\alpha^2+1}) \left( \frac{3(\sqrt{\alpha^2+1}-\alpha)}{16} - \frac{\sqrt{\alpha^2+1}+2\alpha}{32(1+\alpha^2)} \right) \right) \\
&= \frac{A\Omega I_1}{96\alpha\sqrt{\alpha^2+1}} \left( 6 \left( \frac{3\alpha^2-1}{(\alpha^2+1)^2} + 1 \right) \right. \\
&\quad \left. - \frac{(\sqrt{\alpha^2+1}-\alpha)(2\alpha - \sqrt{\alpha^2+1}) + (\sqrt{\alpha^2+1}+\alpha)(2\alpha + \sqrt{\alpha^2+1})}{1+\alpha^2} \right) \\
&= \frac{A\Omega I_1}{96\alpha\sqrt{\alpha^2+1}} \left( 6 \left( \frac{3\alpha^2-1}{(\alpha^2+1)^2} + 1 \right) - \frac{6\alpha\sqrt{\alpha^2+1}}{\alpha^2+1} \right) \\
&= \frac{\Omega\pi}{32\alpha(\alpha^2+1)} \left( \frac{3\alpha^2-1}{(\alpha^2+1)^2} + \frac{1}{\sqrt{\alpha^2+1}(\sqrt{\alpha^2+1}+\alpha)} \right) \\
&= \frac{7\Omega\pi}{64\alpha^5}
\end{aligned}$$

$$\begin{aligned}
 I_{4,c} &\sim \frac{2A}{\sqrt{\alpha^2+1}} \int \frac{\xi^2(\xi^2+\alpha)(\xi^2+E)}{P^4} d\xi \\
 &= \frac{A}{2(\alpha^2+1)} \int_{-\infty}^{\infty} \frac{\xi^2(\xi^2+\alpha)(\alpha\xi^2-F)}{P^3} d\xi - \frac{3\alpha^2+1}{4(\alpha^2+1)} (I_{3,c}) \quad (\text{See Footnote}) \\
 &= M_1 + M_2 + M_3
 \end{aligned}$$

$$\begin{aligned}
 M_1 &= \frac{2A}{12\sqrt{\alpha^2+1}} (EI_3 + 3J_3) \\
 &= \frac{\pi}{64\alpha(\alpha^2+1)} \left( \frac{3\alpha^2-1}{(\alpha^2+1)^2} + \frac{1}{\sqrt{\alpha^2+1}(\sqrt{\alpha^2+1}+\alpha)} \right)
 \end{aligned}$$

$$\begin{aligned}
 M_2 &= \frac{A}{2(\alpha^2+1)} \left( \frac{3\alpha J_2}{8} - \frac{F I_2}{8} \right) \\
 &= \frac{A}{16\alpha(\alpha^2+1)} \left( (3\alpha^2+F) J_2 - F \left( \frac{\sqrt{\alpha^2+1}+2\alpha}{4(1+\alpha^2)} \right) I_1 \right) \\
 &= \frac{A I_1}{16\alpha(\alpha^2+1)} \left( (3\alpha^2+F) \left( \frac{\sqrt{\alpha^2+1}-\alpha}{4} \right) - \frac{F}{4} \left( \frac{\sqrt{\alpha^2+1}+2\alpha}{4(\alpha^2+1)} \right) \right) \\
 &= \frac{\pi}{128\alpha(\alpha^2+1)^{3/2}} \left( \frac{3\alpha^2}{\sqrt{\alpha^2+1}+\alpha} \right. \\
 &\quad \left. + (\alpha\sqrt{\alpha^2+1} - 2(\alpha^2+1)) \left( \sqrt{\alpha^2+1} - \alpha - \frac{(\sqrt{\alpha^2+1}+2\alpha)}{\alpha^2+1} \right) \right) \\
 &= \frac{\pi}{128\alpha(\alpha^2+1)^{3/2}} \left( \frac{3\alpha^2}{\sqrt{\alpha^2+1}+\alpha} \right. \\
 &\quad \left. + \sqrt{\alpha^2+1} (3\alpha\sqrt{\alpha^2+1} - 2(\alpha^2+1) - \alpha^2 + \frac{2(\alpha^2+1) - 2\alpha^2 + 3\alpha\sqrt{\alpha^2+1}}{\alpha^2+1}) \right)
 \end{aligned}$$

-----  
 Note:  $(I_{3,c})$  and  $(I_{3,s})$  stand for the asymptotic values of  $I_{3,c}$   
 and  $I_{3,s}$  respectively.

$$\begin{aligned}
&= \frac{\pi}{128\alpha(\alpha^2+1)^{3/2}} \left( \frac{3\alpha^2}{\sqrt{\alpha^2+1} + \alpha} \right. \\
&\quad \left. + \sqrt{\alpha^2+1} \left( \frac{3\alpha}{\sqrt{\alpha^2+1} + \alpha} - 2 + \frac{2+3\alpha\sqrt{\alpha^2+1}}{\alpha^2+1} \right) \right) \\
&= \frac{\pi}{128\alpha(\alpha^2+1)^{3/2}} \left( 3\alpha - 2\sqrt{\alpha^2+1} + \frac{2}{\sqrt{\alpha^2+1}} + 3\alpha \right) \\
M_3 &= \frac{-3\alpha^2+1}{4(\alpha^2+1)} \left( \frac{-\pi\alpha}{8(\alpha^2+1)^2} \right) \\
M_1+M_2+M_3 &= \frac{\pi}{64} \left[ \frac{1}{\alpha(\alpha^2+1)} \left( \frac{3\alpha^2-1}{(\alpha^2+1)^2} + \frac{1}{\sqrt{\alpha^2+1}(\sqrt{\alpha^2+1} + \alpha)} \right) \right. \\
&\quad \left. + \frac{1}{\alpha(\alpha^2+1)^{3/2}} \left( 3\alpha + \frac{1}{\sqrt{\alpha^2+1}} - \sqrt{\alpha^2+1} - \frac{2\alpha(3\alpha^2+1)}{(\alpha^2+1)^3} \right) \right] \\
&= \frac{\pi}{64\alpha(\alpha^2+1)^3} [3\alpha^2-1+(\alpha^2+1)^2-\alpha(\alpha^2+1)^{3/2}+3\alpha(\alpha^2+1)^{3/2} \\
&\quad - (\alpha^2+1)^2-2\alpha^2(3\alpha^2+1)] \\
&= \frac{\pi}{64\alpha(\alpha^2+1)^3} [4\alpha^2+2\alpha(\alpha^2+1)^{3/2}-2\alpha^2(3\alpha^2+1)] \\
&= \frac{\pi}{32(\alpha^2+1)^3} [\alpha+(\alpha^2+1)^{3/2}-3\alpha^3] \\
&\rightarrow \frac{-\pi}{16\alpha^3}
\end{aligned}$$

$$I_{4,s} \sim 2\Omega \left\{ \frac{2A}{\sqrt{\alpha^2+1}} \int \frac{\xi^2(\xi^2+\alpha)(\xi^2+E)}{P^5} d\xi + \frac{A}{2(\alpha^2+1)} \int \frac{\xi^2(\xi^2+\alpha)(\alpha\xi^2-F)}{P^4} d\xi \right\}$$

$$- \frac{3\alpha^2+1}{4(\alpha^2+1)} (I_{3,s}) \quad (\text{See Footnote})$$

$$= 2\Omega(N_1 + N_2 + N_3)$$

$$N_1 = \frac{2A}{\sqrt{\alpha^2+1}} \left( \frac{EI_4+3J_4}{16} \right)$$

$$= \frac{A}{8\sqrt{\alpha^2+1}} \left( \frac{E}{\alpha^2+1} \left( \frac{11}{12} I_3 - \alpha J_4 \right) + 3J_4 \right)$$

$$= \frac{A}{8\sqrt{\alpha^2+1}} \left( \frac{11}{12} \frac{E}{\alpha^2+1} I_3 + \left( 3 - \frac{\alpha E}{\alpha^2+1} \right) \left( \frac{3}{4} J_3 - \frac{\alpha I_3}{12} \right) \right)$$

$$= \frac{A}{8\sqrt{\alpha^2+1}} \left( \left[ \frac{E}{12(\alpha^2+1)} \left( 11 + \frac{\alpha^2}{\alpha^2+1} \right) - \frac{\alpha}{4} \right] I_3 + \frac{3}{4} \left( 3 - \frac{\alpha E}{\alpha^2+1} \right) J_3 \right)$$

$$N_2 = \frac{A}{2(\alpha^2+1)} \left( \frac{3\alpha J_3 - FI_3}{12} \right)$$

$$N_3 = - \frac{3\alpha^2+1}{4(\alpha^2+1)} \frac{2A}{\sqrt{\alpha^2+1}} \left( \frac{EI_3 + 3J_3}{12} \right)$$

$$N_1 + N_2 + N_3 = \frac{A}{96(\alpha^2+1)^{5/2}} \left[ (E(12\alpha^2+11) - 3\alpha(\alpha^2+1) - 4F(\alpha^2+1))^{3/2} \right.$$

$$\left. - 4(3\alpha^2+1)(\alpha^2+1)E \right] I_3 + (9(3(\alpha^2+1)^2 - \alpha(\alpha^2+1)E) + 12\alpha(\alpha^2+1)^{3/2} - 12(3\alpha^2+1)(\alpha^2+1)) J_3$$

$$= \frac{A}{96(\alpha^2+1)^{5/2}} \left[ (E(-12\alpha^4 - 4\alpha^2 + 7) - 4F(\alpha^2+1))^{3/2} - 3\alpha(\alpha^2+1) \right] I_3$$

$$+ (12\alpha(\alpha^2+1)^{3/2} + 3(\alpha^2+1)(-3\alpha^2+5) - 9\alpha(\alpha^2+1)E) J_3$$

-----  
 Note:  $(I_{3,c})$  and  $(I_{3,s})$  stand for the asymptotic values of  $I_{3,c}$  and  $I_{3,s}$  respectively.

The coefficient of  $I_3$

$$\begin{aligned}
 &= -2\alpha(12\alpha^4+4\alpha^2-7) + \sqrt{\alpha^2+1} (12\alpha^4+4\alpha^2-7) \\
 &\quad -4\alpha(\alpha^2+1)^2 + 8\sqrt{\alpha^2+1} (\alpha^2+1)^2 \\
 &\quad -3\alpha(\alpha^2+1) \\
 &= -\alpha(28\alpha^4+19\alpha^2-7) + \sqrt{\alpha^2+1} (20\alpha^4+20\alpha^2+1)
 \end{aligned}$$

The coefficient of  $J_3$

$$\begin{aligned}
 &= 3(3\alpha^2-5)(\alpha^2+1) + 12\alpha\sqrt{\alpha^2+1} (\alpha^2+1) \\
 &\quad -18\alpha^2(\alpha^2+1) + 9\alpha\sqrt{\alpha^2+1} (\alpha^2+1) \\
 &= -3(\alpha^2+1)(3\alpha^2+5) + 21\alpha\sqrt{\alpha^2+1} (\alpha^2+1)
 \end{aligned}$$

$$\begin{aligned}
 N_1 + N_2 + N_3 &= \frac{AI_1}{1024(\alpha^2+1)^{9/2}} [-\alpha(28\alpha^4+19\alpha^2-7)(2\alpha^4+5\alpha^2+7) \\
 &\quad -\alpha(\alpha^2+1)(2\alpha^2+4)(20\alpha^4+20\alpha^2+1) \\
 &\quad + \sqrt{\alpha^2+1}((2\alpha^4+5\alpha^2+7)(20\alpha^4+20\alpha^2+1)+\alpha^2(2\alpha^2+4)(28\alpha^4+19\alpha^2-7)) \\
 &\quad + (\alpha^2+1)[7\alpha(\alpha^2+1)^2(6\alpha^2+5)+\alpha(\alpha^2+1)(6\alpha^2+8)(3\alpha^2+5) \\
 &\quad - \sqrt{\alpha^2+1} ((\alpha^2+1)(3\alpha^2+5)(6\alpha^2+5)+7\alpha^2(\alpha^2+1)(6\alpha^2+8))] ] \\
 &= \frac{\pi}{2048(\alpha^2+1)^5} [ \sqrt{\alpha^2+1} ((\alpha^2+1) [20\alpha^2(2\alpha^4+5\alpha^2+7)+2\alpha^2(28\alpha^4+19\alpha^2-7) \\
 &\quad - (\alpha^2+1)(18\alpha^4+45\alpha^2+25)-7\alpha^2(\alpha^2+1)(6\alpha^2+8) ] \\
 &\quad - 2\alpha^4+5\alpha^2+7+2\alpha^2(28\alpha^4+19\alpha^2-7)) ] \\
 &\quad + \alpha((\alpha^2+1)[7(\alpha^2+1)^2(6\alpha^2+5)+(\alpha^2+1)(6\alpha^2+8)(3\alpha^2+5) \\
 &\quad - (2\alpha^2+4)(20\alpha^4+20\alpha^2+1)-2\alpha^2(28\alpha^4+19\alpha^2-7) ] \\
 &\quad - (3\alpha^2+7)(28\alpha^4+19\alpha^2-7))
 \end{aligned}$$

$$\begin{aligned}
&= \frac{\pi}{2048(\alpha^2+1)^5} \left[ \sqrt{\alpha^2+1} [(\alpha^2+1)^2 [20(2\alpha^4+5\alpha^2+7)+2(28\alpha^4+19\alpha^2-7) \right. \\
&\quad - (18\alpha^4+45\alpha^2+25) - (42\alpha^4+56\alpha^2) ] \\
&\quad - 2(28\alpha^4+19\alpha^2-7) - (20\alpha^2+19)(2\alpha^4+5\alpha^2+7) ] \\
&\quad + \alpha [(\alpha^2+1)^2 [7(\alpha^2+1)(6\alpha^2+5) + (6\alpha^2+8)(3\alpha^2+5) \\
&\quad - 2(20\alpha^4+20\alpha^2+1) - 2(28\alpha^4+19\alpha^2-7) ] \\
&\quad - 2(\alpha^2+1)(20\alpha^4+20\alpha^2+1) - (\alpha^2+5)(28\alpha^4+19\alpha^2-7) ] ] \\
&= \frac{\pi}{2048(\alpha^2+1)^4} (\sqrt{\alpha^2+1} ((\alpha^2+1)(36\alpha^4-3\alpha^2-13)-5) \\
&\quad - \alpha((\alpha^2+1)(-36\alpha^4+15\alpha^2+16)-136)) \\
&= \frac{\pi}{2048(\alpha^2+1)^4} [(\alpha^2+1) \left( \frac{36\alpha^4}{(\sqrt{\alpha^2+1} + \alpha)} - 3\alpha^2 \sqrt{\alpha^2+1} - 15\alpha^3 - 13\sqrt{\alpha^2+1} - 16\alpha \right) \\
&\quad - 5\sqrt{\alpha^2+1} + 136\alpha] \\
&= \frac{\pi}{2048(\alpha^2+1)^4} [(\alpha^2+1) \left( \frac{15\alpha^3}{\sqrt{\alpha^2+1} + \alpha} (\alpha - \sqrt{\alpha^2+1}) \right. \\
&\quad + \frac{3\alpha^2}{\sqrt{\alpha^2+1} + \alpha} (2\alpha^2 - (\alpha^2+1) - \alpha\sqrt{\alpha^2+1}) \\
&\quad \left. - 13\sqrt{\alpha^2+1} - 16\alpha \right) - 5\sqrt{\alpha^2+1} + 136\alpha] \\
&= \frac{\pi}{2048(\alpha^2+1)^4} [(\alpha^2+1) \left( \frac{-15\alpha^3}{(\alpha + \sqrt{\alpha^2+1})^2} - \frac{-6\alpha^2}{\sqrt{\alpha^2+1} + \alpha} \right. \\
&\quad \left. + \frac{3\alpha^2 \sqrt{\alpha^2+1}}{(\sqrt{\alpha^2+1} + \alpha)^2} - 13\sqrt{\alpha^2+1} - 16\alpha \right) - 5\sqrt{\alpha^2+1} + 136\alpha]
\end{aligned}$$

$$\rightarrow \frac{-32\pi}{2048\alpha^5}$$

$$= \frac{-\pi}{32\alpha^5}$$

$$I_{4,s} \rightarrow \frac{-\pi\Omega}{16\alpha^5}$$

APPENDIX II - Asymptotic Values for Large  $\alpha$  of J Integrals (see [1], p. 17).

$$J_{k,c} = \frac{1}{l} \int_{-\infty}^{-l} \psi_k \cos\left(\frac{1}{l}(x+l)\right) dx$$

let  $w = \frac{x+l}{l}$

then  $J_{k,c} = \Omega \int_{-\infty}^0 \psi_k \cos(\Omega w) dw$

similarly

$$J_{k,s} = \Omega \int_{-\infty}^0 \psi_k \sin(\Omega w) dw$$

Let

$$J_{\alpha,c} = \Omega \int_{-\infty}^0 \psi_{\alpha} \cos(\Omega w) dw$$

$$J_{\alpha,s} = \Omega \int_{-\infty}^0 \psi_{\alpha} \sin(\Omega w) dw$$

where

$$\psi_{\alpha} = \frac{c_{10} \frac{\partial \psi_1}{\partial \alpha} + c_{20} \frac{\partial \psi_2}{\partial \alpha}}{U_M^2}$$

In these terms we need  $\psi_{\alpha}$  and  $\left\{ \psi_k \right\}_{k=1}^4$  for large  $\alpha$ . To do this it is first necessary to put  $\xi$  in terms of  $\alpha$  and  $w$

$$4\xi^4 + 4\alpha\xi^2 - 1 + \frac{2}{w} = 0 \quad (\text{see [1] page 44})$$

$$\begin{aligned} 2\xi^2 &= -\alpha + \sqrt{\alpha^2 + 1 - \frac{2}{w}} \\ &= \frac{1 - \frac{2}{w}}{\alpha + \sqrt{\alpha^2 + 1 - \frac{2}{w}}} \\ \xi &= \frac{\sqrt{1 - \frac{2}{w}}}{\sqrt{2\left(\alpha + \sqrt{\alpha^2 + 1 - \frac{2}{w}}\right)}} \end{aligned}$$

$$\begin{aligned}
 \psi_1) \quad \psi_1 &= \frac{\xi}{2\xi^2 + \alpha} - \frac{B}{\sqrt{\alpha^2 + 1}} \\
 &= \frac{\sqrt{1 - \frac{2}{w}}}{\sqrt{\alpha^2 + 1 - \frac{2}{w}} \sqrt{2(\alpha + \sqrt{\alpha^2 + 1 - \frac{2}{w}})}} - \frac{1}{\sqrt{\alpha^2 + 1} \sqrt{2(\alpha + \sqrt{\alpha^2 + 1})}} \\
 &\rightarrow \frac{\sqrt{1 - \frac{2}{w}} - 1}{2\alpha^{3/2}}
 \end{aligned}$$

$$\begin{aligned}
 \psi_2) \quad \psi_2 &= \xi - B \\
 &= \frac{\sqrt{1 - \frac{2}{w}}}{\sqrt{2(\alpha + \sqrt{\alpha^2 + 1 - \frac{2}{w}})}} - \frac{1}{\sqrt{2(\alpha + \sqrt{\alpha^2 + 1})}} \\
 &\rightarrow \frac{\sqrt{1 - \frac{2}{w}} - 1}{2\alpha^{1/2}}
 \end{aligned}$$

$$\begin{aligned}
 \psi_3) \quad \psi_3 &= w(1 - \frac{A\xi}{\sqrt{\alpha^2 + 1}} (2\xi^2 + \alpha + \sqrt{\alpha^2 + 1})) - \frac{\alpha^2 + 2 + \alpha\sqrt{\alpha^2 + 1}}{2(\alpha^2 + 1)} \\
 &= w(1 - \frac{\sqrt{1 - \frac{2}{w}}}{2 \frac{\alpha^2 + 1}}{\sqrt{\alpha + \sqrt{\alpha^2 + 1 - \frac{2}{w}}}} (\sqrt{\alpha^2 + 1} + \sqrt{\alpha^2 + 1 - \frac{2}{w}})) \\
 &\quad - \frac{\alpha^2 + 2 + \alpha\sqrt{\alpha^2 + 1}}{2(\alpha^2 + 1)} \\
 &\rightarrow w(1 - \sqrt{1 - \frac{2}{w}}) - 1 \\
 &= \frac{2}{1 + \sqrt{1 - \frac{2}{w}}} - 1
 \end{aligned}$$

$$= \frac{1 - \sqrt{1 - \frac{2}{w}}}{1 + \sqrt{1 - \frac{2}{w}}}$$

$$\begin{aligned} \psi_4) \quad \psi_4 &= \frac{w^2}{2} \left( 1 - \frac{\Delta \xi}{\sqrt{\alpha^2 + 1}} (2\xi^2 + \sqrt{\alpha^2 + 1} + \alpha) \right) \\ &\quad - w \left( 1 + \frac{\Delta \xi}{4(\alpha^2 + 1)^{3/2}} (2(\alpha\sqrt{\alpha^2 + 1} - 3\alpha^2 - 1)\xi^2 - (2\alpha^3 + \sqrt{\alpha^2 + 1}(2\alpha^2 + 3))) \right) \\ &\quad - \frac{2(1 - \alpha^2)\alpha\sqrt{\alpha^2 + 1} - (2\alpha^4 + 11\alpha^2 + 3)}{16(\alpha^2 + 1)^2} \\ &\rightarrow \frac{w^2}{2} \left( 1 - \sqrt{1 - \frac{2}{w}} \right) - w \left( 1 - \frac{\sqrt{1 - \frac{2}{w}}}{2} \right) + \frac{1}{4} \\ &= w \left( \frac{1}{1 + \sqrt{1 - \frac{2}{w}}} + \frac{\sqrt{1 - \frac{2}{w}}}{2} - 1 \right) + \frac{1}{4} \\ &= \frac{w}{2} \left( \frac{1 - \sqrt{1 - \frac{2}{w}}}{1 + \sqrt{1 - \frac{2}{w}}} + \sqrt{1 - \frac{2}{w}} - 1 \right) + \frac{1}{4} \\ &= \left( \frac{1}{1 + \sqrt{1 - \frac{2}{w}}} \right)^2 - \frac{1}{1 + \sqrt{1 - \frac{2}{w}}} + \frac{1}{4} \\ &= \left( \frac{1}{1 + \sqrt{1 - \frac{2}{w}}} - \frac{1}{2} \right)^2 \\ &= \frac{1}{4} \left( \frac{1 - \sqrt{1 - \frac{2}{w}}}{1 + \sqrt{1 - \frac{2}{w}}} \right)^2 \end{aligned}$$

$$\psi_\alpha) \frac{\partial \psi_1}{\partial \alpha} \rightarrow - \frac{3}{4\alpha^{3/2}} \left( \sqrt{1 - \frac{2}{w}} - 1 \right)$$

$$\frac{\partial \psi_2}{\partial \alpha} \rightarrow - \frac{1}{4\alpha^{3/2}} \left( \sqrt{1 - \frac{2}{w}} - 1 \right)$$

$$\frac{c_{10}}{U^2 M} = \frac{(\alpha^2 + 1)(\alpha + \sqrt{\alpha^2 + 1})}{\alpha \sqrt{2(\alpha + \sqrt{\alpha^2 + 1})}}$$

$$\rightarrow \alpha^{3/2}$$

$$\frac{c_{20}}{U^2 M} = - \frac{3\alpha^2 + 1 + 3\alpha \sqrt{\alpha^2 + 1}}{\alpha \sqrt{2(\alpha + \sqrt{\alpha^2 + 1})}}$$

$$\rightarrow - 3\alpha^{1/2}$$

Therefore

$$\psi_\alpha \rightarrow \frac{0}{\alpha}$$

(Since, as will be shown,  $\alpha_c$  and  $\alpha_s$  are  $O(\alpha)$ , while the equations involving  $J_{\alpha,c}$  and  $J_{\alpha,s}$  are  $O(1)$ ,  $\psi_\alpha = o(\frac{1}{\alpha})$  is sufficient to show that these terms may be neglected.)

$$\text{Let } N_k = J_{k,c} + i J_{k,s}$$

$$= \Omega \int_{-\infty}^0 \psi_k e^{i\Omega w} dw$$

Let  $v = -w$

$$N_k = \Omega \int_0^{\infty} \psi_k e^{-i\Omega v} dv$$

$$\text{Let } w_0 = \Omega \int_0^{\infty} \left( \sqrt{1 + \frac{2}{v}} - 1 \right) e^{-i\Omega v} dv$$

$$N_1 \rightarrow \frac{w_0}{2\alpha^{3/2}}$$

$$N_2 \rightarrow \frac{w_0}{2\alpha^{1/2}}$$

$$N_3 \rightarrow w_1 = \Omega \int_0^{\infty} \left( \frac{1 - \sqrt{1 + \frac{2}{v}}}{1 + \sqrt{1 + \frac{2}{v}}} \right) e^{-i\Omega v} dv$$

$$N_4 \rightarrow w_2 = \frac{\Omega}{4} \int_0^{\infty} \left( \frac{1 - \sqrt{1 + \frac{2}{v}}}{1 + \sqrt{1 + \frac{2}{v}}} \right)^2 e^{-i\Omega v} dv$$

$$\text{Let } x = v + 1$$

$$\sqrt{1 + \frac{2}{v}} = \sqrt{\frac{v+2}{v}} = \sqrt{\frac{x+1}{x-1}}$$

$$w_0 = \Omega e^{-i\Omega} \int_1^{\infty} \left( \sqrt{\frac{x+1}{x-1}} - 1 \right) e^{-i\Omega x} dx$$

$$= \Omega e^{i\Omega} (K_0(i\Omega) + K_1(i\Omega)) + i$$

$$w_1 = \Omega e^{i\Omega} \int_1^{\infty} \left( \frac{1 - \sqrt{\frac{x+1}{x-1}}}{1 + \sqrt{\frac{x+1}{x-1}}} \right) e^{-i\Omega x} dx$$

$$= -ie^{i\Omega} K_1(i\Omega) + \left( \frac{1}{\Omega} + i \right)$$

$$w_2 = \frac{\Omega e^{i\Omega}}{4} \int_1^{\infty} (x - \sqrt{x^2 - 1})^2 e^{-i\Omega x} dx$$

$$= \frac{-i}{4} \left( 1 - \frac{4i}{\Omega} - \frac{4}{\Omega^2} \right) + ie^{i\Omega} \left( \frac{1}{2} K_0(i\Omega) - \frac{1}{\Omega} K_1(i\Omega) \right)$$

The results for  $w_0$ ,  $w_1$ ,  $w_2$  are obtained by simple maneuvers like integration by parts, see [3] page 172.

APPENDIX III - Asymptotic Values of  $\phi_k(\infty)$  and  $\psi_k(\infty)$ Part 1:  $\phi_k$ 

$$A = \sqrt{\frac{\sqrt{\alpha^2+1} + \alpha}{2}}$$

$$\rightarrow \sqrt{\alpha}$$

$$\phi_1 = \frac{A}{\sqrt{\alpha^2+1}}$$

$$\rightarrow \frac{1}{\sqrt{\alpha}}$$

$$\phi_2 = -A$$

$$\rightarrow -\sqrt{\alpha}$$

$$\phi_3 = \frac{\alpha + \sqrt{\alpha^2+1}}{2(\alpha^2+1)}$$

$$\rightarrow \frac{1}{\alpha}$$

$$\phi_4 = \frac{\alpha(1-2\alpha^2-2\alpha\sqrt{\alpha^2+1})}{8(\alpha^2+1)^2}$$

$$\rightarrow -\frac{1}{2\alpha}$$

$$\phi_\alpha = \frac{1}{U^2 M_0} \sum_{k=1}^2 C_{ko} \frac{\partial \phi_k}{\partial \alpha}$$

$$= -AB \left( \frac{(\alpha^2+1)(\alpha + \sqrt{\alpha^2+1})}{\alpha} \frac{(2\alpha - \sqrt{\alpha^2+1})}{2(\alpha^2+1)^{3/2}} - \frac{(3\alpha^2+1+3\alpha\sqrt{\alpha^2+1})}{2\alpha\sqrt{\alpha^2+1}} \right)$$

$$= - \frac{1}{4\alpha\sqrt{\alpha^2+1}} [(\alpha+\sqrt{\alpha^2+1})(2\alpha-\sqrt{\alpha^2+1}) - (3\alpha^2+1+3\alpha\sqrt{\alpha^2+1})]$$

$$= - \frac{1}{4\alpha\sqrt{\alpha^2+1}} (\alpha^2+\alpha\sqrt{\alpha^2+1} - 1 - 3\alpha^2 - 1-3\alpha\sqrt{\alpha^2+1})$$

$$= \frac{\alpha(\alpha + \sqrt{\alpha^2+1}) + 1}{2\alpha\sqrt{\alpha^2+1}}$$

→ 1

Part 2:  $\tilde{\psi}_k$ 

$$B = \frac{1}{2A}$$

$$\rightarrow \frac{1}{2\sqrt{\alpha}}$$

$$\tilde{\psi}_1 = \frac{B}{\sqrt{\alpha^2+1}}$$

$$\rightarrow \frac{1}{2\alpha^{3/2}}$$

$$\tilde{\psi}_2 = B$$

$$\rightarrow \frac{1}{2\sqrt{\alpha}}$$

$$\tilde{\psi}_3 = \frac{\alpha^2 + 2 + \alpha\sqrt{\alpha^2+1}}{2(\alpha^2+1)}$$

$$\rightarrow 1$$

$$\tilde{\psi}_4 = \frac{2(1-\alpha^2)\alpha\sqrt{\alpha^2+1} - (2\alpha^4 + 11\alpha^2 + 3)}{16(\alpha^2+1)^2}$$

$$\rightarrow -\frac{1}{4}$$

$$\tilde{\psi}_\alpha = \frac{1}{U^2 M_0} \sum_{k=1}^2 C_{ko} \frac{\partial \tilde{\psi}_k}{\partial \alpha}$$

$$= -\frac{B^2}{2\alpha\sqrt{\alpha^2+1}} ((\alpha^2+1)(\alpha + \sqrt{\alpha^2+1}) \left(\frac{\sqrt{\alpha^2+1} + 2\alpha}{\alpha^2+1}\right)$$

$$- (3\alpha^2 + 1 + 3\alpha\sqrt{\alpha^2+1}))$$

$$= 0$$

APPENDIX IV - Asymptotic Form of Pressure, Lift, and Moment Terms

## A) Pressure

Along the wetted surface of the hydrofoil, the pressure terms are functions of  $\eta$  alone, where  $\eta$  is given by

$$\eta^{\pm} = - \sqrt{\alpha_{\mp} \sqrt{\frac{l-x}{l+x}}},$$

where  $\eta^+$  is the value on the upper surface and  $\eta^-$  the value on the lower surface. Let  $\Delta = \eta^+ - \eta^-$

then

$$\Delta = \sqrt{\alpha + \sqrt{\frac{l-x}{l+x}}} - \sqrt{\alpha - \sqrt{\frac{l-x}{l+x}}}$$

For large values of  $\alpha$

$$\begin{aligned} \Delta &= \sqrt{\alpha} \left( \sqrt{1 + \frac{1}{\alpha} \sqrt{\frac{l-x}{l+x}}} - \sqrt{1 - \frac{1}{\alpha} \sqrt{\frac{l-x}{l+x}}} \right) \\ &\sim \sqrt{\alpha} \left( \frac{1}{\alpha} \sqrt{\frac{l-x}{l+x}} \right) \\ &= \frac{1}{\sqrt{\alpha}} \sqrt{\frac{l-x}{l+x}} \end{aligned}$$

Let  $\delta_k = \phi_k^+ - \phi_k^-$ , where  $\phi_k^+$  and  $\phi_k^-$  are the upper and lower surface values respectively.

$$\text{Let } \delta_{\alpha} = \frac{1}{U^2 M} \sum_1^2 C_{k0} \frac{\partial}{\partial \alpha} (\phi_k^+ - \phi_k^-)$$

$$\begin{aligned}\delta_1 &= -\frac{1}{\eta^+} + \frac{1}{\eta^-} \\ &= \frac{\Delta}{\eta^+ \eta^-} \\ &\sim \frac{1}{\alpha^{3/2}} \sqrt{\frac{l-x}{l+x}}\end{aligned}$$

$$\begin{aligned}\delta_2 &= \Delta \\ &\sim \frac{1}{\alpha^{1/2}} \sqrt{\frac{l-x}{l+x}}\end{aligned}$$

Observe that  $(\eta^{\pm 2} + \alpha)^2 + 1 = \frac{2l}{l+x}$  (for both signs)

$$\delta_3 = \frac{-2A}{\sqrt{\alpha^2+1}} \left(\frac{l+x}{2l}\right) (\eta^{+3} - \eta^{-3} + (\sqrt{\alpha^2+1} - 2\alpha)(\eta^+ - \eta^-))$$

$$\eta^{+3} - \eta^{-3} = \Delta(\eta^{+2} + \eta^+ \eta^- + \eta^{+2})$$

$$\sim 3\alpha\Delta$$

Therefore

$$\delta_3 \sim -\frac{A}{\alpha} \left(\frac{l+x}{l}\right) (2\alpha\Delta)$$

$$\text{Since } A \sim \sqrt{\alpha}$$

$$\delta_3 \sim -2\left(\frac{l+x}{l}\right) \sqrt{\frac{l-x}{l+x}}$$

$$= -\frac{2\sqrt{l^2-x^2}}{l}$$

$$\begin{aligned}
\delta_4 &= - \frac{2A}{\sqrt{\alpha^2+1}} \left(\frac{l+x}{2l}\right)^2 (\eta^{+3} - \eta^{-3} + (\sqrt{\alpha^2+1} - 2\alpha)(\eta^+ - \eta^-)) \\
&\quad - \frac{A}{2(\alpha^2+1)} \left(\frac{l+x}{2l}\right) (\alpha(\eta^{+3} - \eta^{-3}) + [\alpha\sqrt{\alpha^2+1} - 2(\alpha^2+1)](\eta^+ - \eta^-)) - \frac{3\alpha^2+1}{4(\alpha^2+1)} \delta_3 \\
&\sim - \frac{2A}{\alpha} \left(\frac{l+x}{2l}\right)^2 (2\alpha\Delta) - \frac{A}{2\alpha^2} \left(\frac{l+x}{2l}\right) (2\alpha^2\Delta) - \frac{3}{4} \delta_3 \\
&\sim \sqrt{\frac{l-x}{l+x}} \left[ - \left(\frac{l+x}{l}\right)^2 - \frac{l+x}{2l} + \frac{3}{2} \left(\frac{l+x}{l}\right) \right] \\
&\sim \sqrt{\frac{l-x}{l+x}} \left( \frac{l+x}{l} - \left(\frac{l+x}{l}\right)^2 \right) \\
&= - \frac{x\sqrt{l^2-x^2}}{l^2}
\end{aligned}$$

$$\begin{aligned}
\delta_\alpha &\sim \frac{B}{2\alpha} (\alpha^2+1) (\alpha + \sqrt{\alpha^2+1}) \frac{\partial}{\partial\alpha} \delta_1 - \frac{B}{2\alpha} (3\alpha^2+1+3\alpha\sqrt{\alpha^2+1}) \frac{\partial}{\partial\alpha} \delta_2 \\
&\sim B\alpha^2 \left( - \frac{3}{2\alpha^{5/2}} \sqrt{\frac{l-x}{l+x}} \right) - 3B\alpha \left( - \frac{1}{2\alpha^{3/2}} \sqrt{\frac{l-x}{l+x}} \right)
\end{aligned}$$

$$\text{Since } B \rightarrow \frac{1}{2\sqrt{\alpha}}$$

$$\begin{aligned}
\delta_\alpha &\sim - \frac{3}{2\alpha} \sqrt{\frac{l-x}{l+x}} + \frac{3}{2\alpha} \sqrt{\frac{l-x}{l+x}} \\
&= o\left(\frac{1}{\alpha}\right)
\end{aligned}$$

## B) Lift

$$I_1(-\alpha) = \frac{\pi A}{\sqrt{\alpha^2+1}}$$

$$\sim \frac{\pi}{\alpha^{1/2}}$$

$$R_1 = \frac{2\ell(\sqrt{\alpha^2+1} - 2\alpha)}{\alpha^2+1} I_1$$

$$\sim -\frac{2\pi\ell}{\alpha^{3/2}}$$

$$R_2 = -2\ell I_1$$

$$\sim -\frac{2\pi\ell}{\alpha^{1/2}}$$

$$R_3 = \frac{\pi\ell}{2(\alpha^2+1)^2} (2\alpha^4+3\alpha^2+3+2\alpha(\alpha^2+1)^{3/2})$$

$$\sim 2\pi\ell$$

$$R_4 = \frac{\pi\ell}{4(\alpha^2+1)^3} (\alpha(\alpha^2+1)(\sqrt{\alpha^2+1} + \alpha) - 4\alpha^2)$$

$$\sim \frac{\pi\ell}{2\alpha^2}$$

$$\text{(Note:)} R_\alpha = \frac{-\pi\ell}{\alpha(\alpha^2+1)^{3/2}} (4\alpha + \sqrt{\alpha^2+1})$$

$$\sim -5\frac{\pi\ell}{\alpha^3}$$

## C) Moment

$$S_1 = - \frac{l^2 (\alpha(\alpha^2+13) + \sqrt{\alpha^2+1} (\alpha^2-5)) I_1}{2(\alpha^2+1)^2}$$

$$\sim - \frac{\pi l^2}{\alpha^{3/2}}$$

$$S_2 = - \frac{l^2 (3+\alpha^2+\alpha\sqrt{\alpha^2+1}) I_1}{2(\alpha^2+1)}$$

$$\sim - \frac{\pi l^2}{\alpha^{1/2}}$$

$$S_3 = \frac{\pi l^2}{4(\alpha^2+1)^3} (4\alpha^6 + o(\alpha^6) + \alpha\sqrt{\alpha^2+1} (4\alpha^4 + o(\alpha^4)))$$

$$\sim 2\pi l^2$$

$$S_4 = \frac{l^2}{64(\alpha^2+1)^4} (8\alpha^8 + o(\alpha^8) + 4\alpha\sqrt{\alpha^2+1} (2\alpha^6 + o(\alpha^6)))$$

$$\sim \frac{\pi l^2}{4}$$

$$\text{(Note) } S_\alpha = \frac{-\pi l^2}{2\alpha(\alpha^2+1)^{5/2}} (\alpha(-5\alpha^2+19) + \sqrt{\alpha^2+1} (-5\alpha^2+4))$$

$$\sim \frac{5\pi l^2}{\alpha^3}$$

Note: In (1),  $R_\alpha$  and  $S_\alpha$  defined slightly differently (i.e. the factor  $U^2 M$  was included).

**BIBLIOGRAPHY**

- 1] Steinberg, H. "Linearized Theory of the Unsteady Motion of a Partially Cavitated Hydrofoil", TRG Report 153-SR-1, 1962.
- 2] Halfman, Robert L. "Experimental Aerodynamic Derivatives of a Sinusoidally Oscillating Airfoil in Two-Dimensional Flow", NACA Report 1108, 1952.
- 3] Watson, G.N. A Treatise on the Theory of Bessel Functions, Cambridge University Press, 1952.

DISTRIBUTION LIST

Contract Nonr-3434(00)

Chief of Naval Research Department of the Navy Washington 25, D.C. Attn: Code 438 Code 461	(3) (1)	Chief Bureau of Ships Department of the Navy Washington 25, D.C. Attn: Code 345 Code 320 Code 335 Code 420 Code 421 Code 440 Code 442 Code 449	(1) (1) (6) (2) (3) (1) (1) (1)
Commanding Officer Office of Naval Research Branch Office 495 Summer Street Boston 10, Massachusetts	(1)	Chief Bureau of Yards & Docks Department of the Navy Washington 25, D.C. Attn: Code D-400	(1)
Commanding Officer Office of Naval Research Branch Office 1030 East Green Street Pasadena, California	(1)	Commanding Officer and Director David Taylor Model Basin Washington 7, D.C. Attn: Code 513	(75)
Commanding Officer Office of Naval Research Branch Office 1000 Geary Street San Francisco 9, California	(1)	Commander U.S. Naval Ordnance Test Station China Lake, California Attn: Code 753	(1)
Commanding Officer Office of Naval Research Branch Office Navy No. 100 Fleet Post Office New York, New York	(15)	Commander U.S. Naval Ordnance Test Station Pasadena Annex 3202 E. Foothill Blvd. Pasadena 8, California	(1)
Director Naval Research Laboratory Washington 25, D.C. Attn: Code 2027	(6)	Commander Planning Department Portsmouth Naval Shipyard Portsmouth, New Hampshire	(1)
Chief Bureau of Naval Weapons Department of the Navy Washington 25, D.C. Attn: Code RUAW-4 Code RRRE Code RAAD Code DIS-42	(1) (1) (1) (1)	Commander Planning Department Boston Naval Shipyard Boston 29, Massachusetts	(1)
		Commander Planning Department Pearl Harbor Naval Shipyard Navy No. 128 Fleet Post Office San Francisco, California	(1)

Commander Planning Department San Francisco Naval Shipyard San Francisco 24, California	(1)	Superintendent U.S. Naval Academy Annapolis, Maryland Attn: Library	(1)
Commander Planning Department Mare Island Naval Shipyard Vallejo, California	(1)	Superintendent U.S. Naval Postgraduate School Monterey, California	(1)
Commander Planning Department New York Naval Shipyard Brooklyn 1, New York	(1)	Commandant U.S. Coast Guard 1300 E. Street, N.W. Washington, D.C.	(1)
Commander Planning Department Puget Sound Naval Shipyard Bremerton, Washington	(1)	Secretary Ship Structure Committee U.S. Coast Guard Headquarters 1300 E. Street, N.W. Washington, D.C.	(1)
Commander Planning Department Philadelphia Naval Shipyard U.S. Naval Base Philadelphia 12, Pennsylvania	(1)	U.S. Maritime Administration GAO Building 441 G. Street, N.W. Washington, D.C. Attn: Div. of Ship Design Div. of Research	(1) (1)
Commander Planning Department Norfolk Naval Shipyard Portsmouth Virginia	(1)	Superintendent U.S. Merchant Marine Academy Kings Point, L.I., New York Attn: Capt. L.S. McCready Dept. of Engineering	(1)
Commander Planning Department Charleston Naval Shipyard U.S. Naval Base Charleston, South Carolina	(1)	U.S. Army Transportation Research and Development Command Fort Eustis, Virginia Attn: Marine Transport Division	(1)
Commander Planning Department Long Beach Naval Shipyard Long Beach 2, California	(1)	Director of Research National Aeronautics & Space Administration 1512 H Street, N.W. Washington 25, D.C.	(1)
Commander Planning Department U.S. Naval Weapons Laboratory Dahlgren, Virginia	(1)	Director Engineering Sciences Division National Science Foundation 1951 Constitution Avenue, N.W. Washington 25, D.C.	(1)
Dr. A.V. Hershey Computation and Exterior Ballistics Laboratory U.S. Naval Weapons Laboratory Dahlgren, Virginia	(1)		

Director National Bureau of Standards Washington 25, D.C. Attn: Fluid Mechanics Div. Dr. G.B. Schubauer Dr. G.H. Keulegan	(1) (1)	State University of Iowa Iowa Institute of Hydraulic Research Iowa City, Iowa	(3)
Armed Services Technical Information Agency Arlington Hall Station Arlington 12, Virginia	(10)	Harvard University 2 Divinity Street Cambridge 38, Massachusetts Attn: Prof. G. Birkhoff Dept. of Mathematics Prof. G.F. Carrier Dept. of Mathematics	(1) (1)
Office of Technical Services Department of Commerce Washington 25, D.C.	(1)	Massachusetts Institute of Technology Cambridge 39, Massachusetts Attn: Dept. of Naval Architecture and Marine Engineering Prof. A.T. Ippen	(1) (1)
California Institute of Technology Pasadena 4, California Attn: Prof. M.S. Plesset Prof. T.Y. Wu Prof. A.J. Acosta	(1) (1) (1)	University of Michigan Ann Arbor, Michigan Attn: Prof. R.B. Couch Dept of Naval architecture Prof. W.W. Willmarth Aero. Engrg. Dept. Prof. M.S. Uberoi Aero Engrg. Dept.	(2) (1) (1) (1)
University of California Berkeley 4, California Attn: Div. of Engineering	(3)		
University of California Department of Engineering Los Angeles 24, California Attn: Dr. A. Powell	(1)	Dr. L.G. Straub Director St. Anthony Falls Hydraulic Lab. University of Minnesota Minneapolis 14, Minnesota Attn: Prof. B. Silberman Prof. J.N. Wetzel	(1) (1)
Director Scripps Institute of Oceanography University of California La Jolla, California	(1)	Professor J.J. Foody Engineering Department New York State University Maritime College Fort Schulyer, New York	(1)
Professor M.L. Albertson Department of Civil Engrg. Colorado A & M College Fort Collins, Colorado	(1)	New York University Institute of Mathematical Sciences 25 Waverly Place New York 3, New York Attn: Prof. J. Keller Prof. J.J. Stoker Prof. R. Kraichnan	(1) (1) (1)
Professor J.E. Cermak Department of Civil Engrg. Colorado State University Fort Collins, Colorado	(1)		
Professor W.R. Sears Graduate School of Aeronautical Engineering Cornell University Ithaca, New York	(1)	Dynamic Developments Inc. Midway Avenue Babylon, New York Attn: Mr. W.P. Carl	(1)

The Johns Hopkins University Department of Mechanical Engineering Baltimore 18, Maryland Attn: Prof. S. Corrsin (1) Prof. O.M. Phillips (2)	Hydronautics, Incorporated 200 Monroe Street Rockville, Maryland Attn: Mr. Phillip Eisenberg (1)
Massachusetts Institute of Technology Department of Naval Architecture and Marine Engineering Cambridge 39, Massachusetts Attn: Prof. M.S. Abkowitz, Head (1)	Rand Development Corporation 13600 Deise Avenue Cleveland 10, Ohio Attn: Dr. A. S. Iberall (1)
Dr. G. F. Wislicenus Ordnance Research Laboratory Pennsylvania State University University Park, Pennsylvania (1) Also: Dr. M. Sevik (1)	U. S. Rubber Company Research and Development Dept. Wayne, New Jersey Attn: Mr. L. M. White (1)
Professor R. C. DiPrima Department of Mathematics Rensselaer Polytechnic Institute Troy, New York (1)	AVCO Corporation Lycoming Division 1701 K Street, N.W. Apt. No. 904 Washington, D. C. Attn: Mr. T.A. Duncan (1)
Stevens Institute of Technology Davidson Laboratory Castle Point Station Hoboken, New Jersey Attn: Dr. J. Breslin (1) Dr. D. Savitsky (1) Mr. C. J. Henry (1) Dr. S. Tsakonas (1)	Mr. J. G. Baker Baker Manufacturing Company Evansville, Wisconsin (1)
Webb Institute of Naval Architecture Crescent Beach Road Glen Cove, New York Attn: Technical Library (1)	Curtiss-Wright Corporation Research Division Turbomachinery Division Quehanna, Pennsylvania Attn: Mr. George H. Pederson (1)
Director Woods Hole Oceanographic Institute Woods Hole, Massachusetts (1)	Hughes Tool Company Aircraft Division Culver City, California Attn: Mr. M. S. Harned (1)
CONVAIR A Division of General Dynamics San Diego, California Attn: Mr. R.H. Oversmith (1) Mr. R. Peller (1) Mr. C.E. Jones, Jr. (1) Mr. H.T. Brooke (1)	Lockheed Aircraft Corporation California Division Hydrodynamics Research Burbank, California Attn: Mr. Kenneth E. Hidge (1)
Dr. S. F. Hoerner 148 Busteed Drive Midland Park, New Jersey (1)	The Rand Corporation 1700 Main Street Santa Monica, California Attn: Mr. Blaine Parkin (1)
	Stanford University Department of Civil Engineering Stanford, California Attn: Dr. Byrne Perry (1)
	White King Corporation 100 Harbor Street Los Angeles 22, California Attn: Dr. A. Schneider (1)

Commander U. S. Naval Ordnance Laboratory White Oak, Maryland (1)	General Applied Science Laboratories, Inc. Merrick and Stewart Avenues Westbury, L.I., New York Attn: Dr. F. Lane (1)
Director Langley Research Center Langley Field, Virginia Attn: Mr. I. E. Garrick (1) Mr. D. J. Martin (1)	Grumman Aircraft Engineering Corp. Bethpage, L.I., New York Attn: Mr. E. Baird (1) Mr. C. Squires (1)
Air Force Office of Scientific Research Temporary Building D Washington 25, D. C. (1)	Lockheed Aircraft Corp. Missiles and Space Division Palo Alto, California Attn: Mr. R. W. Kermeen (1)
Commander Wright Air Development Division Aircraft Laboratory Wright-Patterson Air Force Base, Ohio Attn: Mr. W. Mykytow (1) Dynamics Branch	Massachusetts Institute of Technology Fluid Dynamics Research Laboratory Cambridge 39, Massachusetts Attn: Prof. H. Ashley (1) Prof. M. Landahl (1) Prof. J. Dugundji (1)
Boeing Airplane Company Seattle Division Seattle, Washington Attn: Mr. M. J. Turner (1)	Midwest Research Institute 425 Volker Boulevard Kansas City 10, Missouri Attn: Mr. Zeydel (1)
Cornell Aeronautical Laboratory 4455 Genesee Street Buffalo, New York Attn: Dr. I. Statler (1) Mr. R. White (1)	Director Department of Mechanical Sciences Southwest Research Institute 8500 Culebra Road San Antonio 6, Texas Attn: Dr. H. N. Abramson (1) Mr. G. Ransleben (1) Editor, Applied Mechanics Review (1)
Electric Boat Division General Dynamics Corporation Groton, Connecticut Attn: Mr. R. McCandliss (1)	Oceanics, Incorporated 114 East 40th Street New York 16, New York Attn: Dr. P. Kaplan (1)
Gibbs and Cox, Inc. 21 West Street New York, New York (1)	