UNCLASSIFIED

## AD NUMBER

AD366717

## CLASSIFICATION CHANGES

TO: unclassified

FROM: confidential

## LIMITATION CHANGES

TO:

Approved for public release, distribution unlimited

FROM:

Notice: Release only to U. S. Government Agencies is authorized. Other certified requesters shall obtain release approval from Director, Defense Atomic Support Agency, Washington, D. C. 20301.

## AUTHORITY

DSWA ltr., 9 Apr 97; DSWA ltr., 9 Apr 97

THIS PAGE IS UNCLASSIFIED

XRD-31

LIBRARY COPY NO. [redacted]

# BUREAU OF SHIPS GROUP

# TECHNICAL INSPECTION REP[redacted]T.

CONFIDENTIAL

Classification (~~Cancelled~~) (Changed to ~~[illegible]~~)
By Authority of Joint Chiefs of Staff (Action 15 Apr 49)
By [illegible] Date 24 Apr 51

OPERATION CROSSROADS.

# U.S.S. INDEPENDENCE (CVL22)

## TEST ABLE.

VOLUME 2 OF 4 [U].

U. S. GOVERNMENT AGENCIES MAY OBTAIN COPIES OF THIS REPORT DIRECTLY FROM DDC. [illegible]

1947, 250p.

[redacted]

XRD-31

[illegible] Support Agency
Washington, D. C. 20301

~~OPERATION CROSSROADS~~

DIRECTOR OF SHIP MATERIAL

JOINT TASK FORCE ONE

CONFIDENTIAL

GROUP-3
Downgraded at 12 year intervals;
Not automatically declassified.
1 JAN 1965

REG. NO. [redacted]

TECHNICAL LIBRARY
of the
[illegible]RMED FORCES
[illegible]PE[illegible]L WEAPONS PROJECT

DDC
RECEIVED
NOV 2[illegible] 1[illegible]
TISIA E

9624

[redacted]

BUREAU OF SHIPS GROUP

TECHNICAL INSPECTION REPORT

CONFIDENTIAL

[redacted] to
By Authority of Joint Chiefs of Staff (Action 15 Apr 49)
By [illegible] Date [illegible]
[illegible] U.A. Fowl

U. S. [illegible]
FROM DOD [illegible]

[illegible] Agency
[illegible] D. C. 20301

APPROVED:
CONFIDENTIAL
F.X. Forest,
Captain, U.S.N.

NOTE: This volume contains pages 1 to 250 inclusive.

SECRET

USS INDEPENDENCE (CVL22)

Page 1 of 766 Pages

GROUP-3
Downgraded at 12 year intervals;
Not automatically declassified.
[illegible] 1965

RESTRICTED DATA
ATOMIC ENERGY ACT 1946

[redacted]



BuShips #10968. Vertical aerial view before Test A showing guns and directors remaining for test.




BuShips #5118. Broadside View-Starboard-Before Test A showing profile of ship before installation of special test equipment.



BuShips #5117. Broadside View-Port-Before Test A-Showing profile of ship before installation of special test equipment.

BA-CR-196-154-40. View from off port bow (before Test A).

AA-CR-227-87-4. View of bow after Test A.

AA-CR-196-154-39. Silhouette, from off starboard beam (before Test A).

AA-CR-227-87-6. Broadside view-starboard-after Test A.

BA-CR-196-154-38. Exterior view of starboard side from off starboard quarter, before Test A.



AA-CR-227-87-1. View of starboard side after Test A taken from abaft the beam.



BA-CR-196-154-37. Exterior view from dead astern (before Test A).



AA-CR-227-87-5. View of stern after Test A.



AA-CR-196-154-36. General view from port quarter (before Test A).

AA-CR-227-87-2. View of after port quarter after Test A.

BA-CR-196-154-35. Exterior view, from off port beam (before Test A).

AA-CR-227-92-97. Broadside view-port-after Test A.

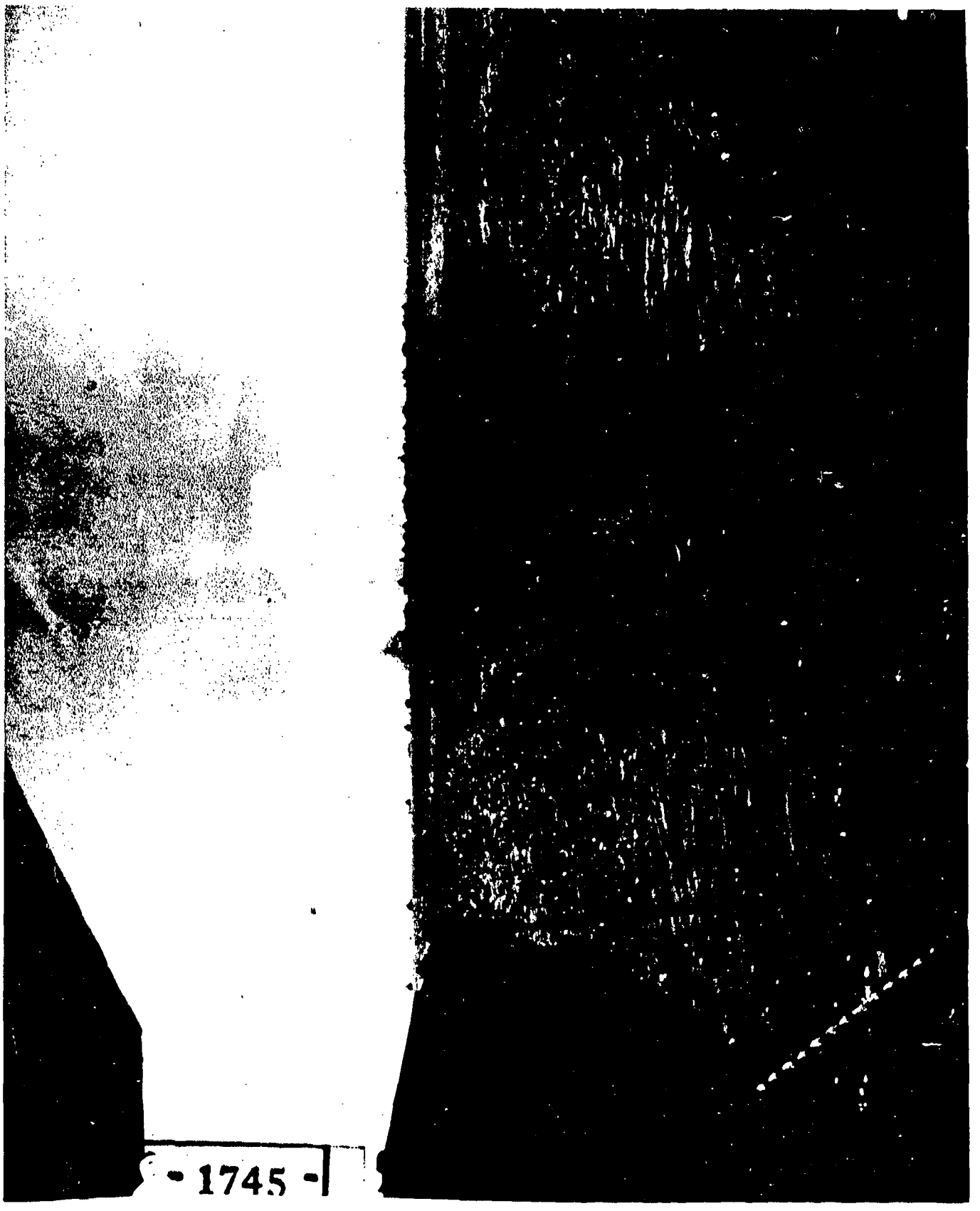


AA-CR-68-1745-12. Smoke on Independence.

AA-CR-62-1808-6. Flare-up on stern of INDEPENDENCE, probably due to low order detonation in torpedo stowage, viewed from starboard at H-hour plus 5 2/3.




AA-CR-80-1893-4. Flare-up on stern of INDEPENDENCE, probably due to low order detonation in torpedo stowage, viewed from starboard a few minutes after 1808-6.



AA-CR-80-1893-5. Fire in way of after elevator viewed from starboard.

A CR79- 1810-

AA-CR-79-1810-4. View of Independence from starboard.

A CR79- 1810-

AA-CR-79-1810-5. View of Independence from starboard.



A CR79- 1810-

AA-CR-79-1810-6. View of Independence from starboard.




AA-CR-79-1810-7. View of Independence from starboard.



AA-CR-62-1832-

AA-CR-62-1832-7. View from port quarter, stern still smoking, see 1808-6, 1893-5.




AA-CR-62-1859-8. After section viewed from off port quarter, fire still burning on stern (see 1893-4).

AB CR 79-4066

AB-CR-79-4066-8. After Baker - Stern view of Independence.



AA-CR-59-2112-9. Port side. Distant view of Independence after Test A.

CR 60- 1713

AB-CR-60-1713-11. View of bow from dead ahead.



AB-CR-79-4067-1

AB-CR-79-4067-1. After Baker. Starboard bow view, bow to frame 25.




AA-CR-65-1736-10. Starboard shell between Bow and frame 22 showing denting of top of sheer strake between frames 9 and 18, and, diagonal wrinkling between frames 12 and 16.




AB-CR-60-1712-8. Starboard shell, frame 35 to bow.




AB-CR-79-4066-2. After Baker. Starboard view, frames 22 to 54.

AB-CR 79-4066

AB-CR-79-4066-3. After Baker. Starboard view, frames 40 to 54.



AB-CR-79-4066

AB-CR-79-4066-4. After Baker. Starboard view, frames 68 to 103.




AB-CR-60-1710-11. Looking forward along starboard shell from frames 130 to 80, Note shear wrinkles in shell plating along water line in way of frame 130, (see, also, 1713-4).




AB-CR-60-1713-1. Looking forward along starboard shell from point off starboard quarter.




AB-CR-60-1712-12. Starboard shell, frames 120-90, looking to port.



AB-CR-79-4066

AB-CR-79-4066-5. After Baker. Starboard view, frames 100 to 139.



A CR 60- 1713 -

AB-CR-60-1713-2. View of starboard after section from off starboard quarter.



CR 79-4066

AB-CR-79-4066-6. After Baker. Starboard quarter, frames 116 to stern.

AA-CR-59-2087-7. Starboard after quarter showing shear wrinkles below third deck between frames 120-140.

ACR 59-2087

AA-CR-59-2087-6. View of starboard quarter.



AB CR60 - 1710-

AB-CR-60-1710-10. View of stern and after starboard section from off starboard quarter.



A CR 59-2087

AA-CR-59-2087-5. Damage to after 40 M/M sponson. Note lower port corner of transom. Starboard quarter showing.




AB-CR-68-2981-4. After Baker. General view of starboard side, looking forward from frame 36.



AA-CR-65-1736-11. Starboard shell between frames 14 and 27 showing opposing diagonal wrinkles.

AB-CR-60-1710-12. Starboard shell frames 40 to 20 and overhanging structure.

AA-CR-59-4148-1. General view of starboard shell, frames 115-133. Shell wrinkle can be seen above propeller guard.



AA-CR-71-2073-2. Starboard shell, frames 120 to 137. Note wrinkles in shell below third deck at waterline.




AA-CR-62-1860-9. Independence - Damage to bow.




AA-CR-62-1860-10. Port side damage from off port bow.

AA-CR-62-1860-8. After section viewed from off port quarter.



AA-CR-62-1860-7. After section viewed from off port quarter.




AB-CR-221-353-25. Forward port shell area, view from off port bow.

AB-CR-221-353-24. Forward port shell area, viewed from off port bow.

AB-CR-221-353-23. Forward port shell area, viewed from off port beam.



AB-CR-221-353-22. Forward port shell and hangar cover plating viewed from off port beam.



AB-CR-221-353-21. Damage to shell and hangar cover plating looking forward and to starboard from off port beam

AB-CR-221-353-20. Damage to port shell and hangar cover plating, looking forward and to starboard, from off port quarter. Note washboarding of shell plating between frames.



AB-CR-221-353-19. Damage to port shell and hangar cover plating, looking forward and to starboard, from off port quarter.



AB CR 79 - 2973 -1

AB-CR-79-2973-3. After Baker. Bow view.



AB-CR-79-4068-6. After Baker. Bow view, bow to frame 18.

λ CR 60- 1713 -

AB-CR-60-1713-9. Damage to port shell and catwalks, forward of frame 30.

B CR 60- 1713 -

AB-CR-60-1713-8. Port side damage from frames 20 to 50.

AB-CR-60-1713-10. Port side damage to overhanging structure, failure of cover panels in way of hangar deck and extreme dishing of shell between longitudunal aft, looking aft from port bow,

AB-CR-60-1713-7. Port side damage from frames 40 to 80.

AB-CR-60-1713-6. Port side damage, frames 60 to 90 from off port beam. Note shear wrinkle in shell superimposed upon longitudinal dishing.

AB-CR-60-1713-5. Port side damage, frames 80 to 120. Light sheet metal cover panels enclosing hangar space have been carried away, both port and starboard badly buckled bents are in way of flight deck expansion joints.

AB-CR-60-1713-4. Port side damage, frames 110 to 140. Note overhanging structure is essentially carried away and structure aft generally mangled.




AB-CR-60-1713-3. Looking to starboard from off port quarter at severe damage to stern.



AB CR79 - 2973 -1

AB-CR-79-2973-2. After Baker. View of port quarter.

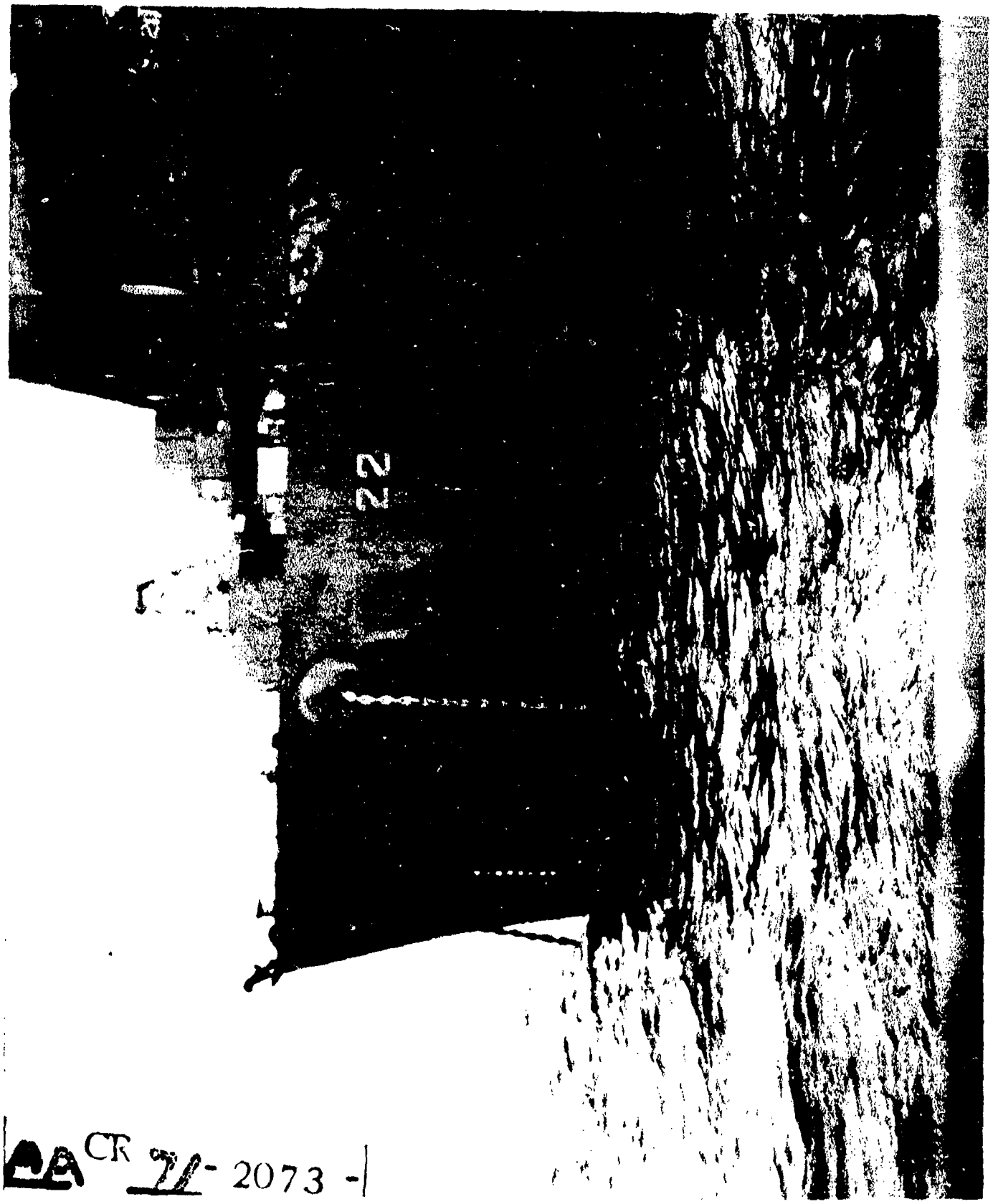


AA-CR-71-2073-12. Port bow, bow to frame 22, showing blistered paint and slightly dished shell plating.



AB-CR-79-4068-5. After Baker. Port shell, frame 7 to 33.




AB-CR-79-4069-4. After Baker. Port side, frames 23 to 50.



AB-CR-79-4068-3. After Baker. Port side, frames 48 to 77.



AB-CR-79-4068-2. After Baker. Port side, frames 68 to 98.

AA-CR-59-2086-12. General view of damage to port side between frames 71 and 95. Note backward curve of column at frame 83.




AA-CR-59-2087-1. General view of damage to port side between frames 89 and 115. Shows opening in flight deck expansion joint frame 111 1/2; and, blister shell damage.

AA-CR-71-2073-6. Port shell, frames 90 to 113. Note dished blister shell plating and damaged flight decks bents.

AA-CR-71-2073-5. Port side, frames 103 to 128. Note damaged flight deck, missing after elevator, and general damage to shell both above and below the main deck.



AA-CR-71-2073-4. Port side, frames 119 to 148, showing severe blast damage.

AA-CR-59-2087-2. General view of damage to port quarter, frames 118 to 146.




AA-CR-71-2073-3. Port quarter, frame 134 to stern.

AA-CR-59-2216-2. General view of damage to port quarter, from frame 115 to stern. Note shelf along 3rd deck level aft of frame 128.

AA-CR-59-2216-1. Port quarter, frame 118 to stern.




AA-CR-71-2073-10. Port shell, frames 50 to 53, showing wrinkled and dished blister plating.




AA-CR-59-2086-11. Port side between frames 40 and 75 showing remaining gallery structure tipped up, voids between flight deck bent columns (where hangar side plating was blown away), and the deep dishing of the shell aft of frame 66.

AA-CR-65-1734-11. Blast damage to port side between frames 59 and 80. Note gallery walkway, backward curve of Wobble Bent No. 62 and dishing of shell between main, 2nd and 3rd deck.



AA-CR-71-2072-12. Port shell frames 62 to 78, showing wrinkled and dished blister plating.



AA-CR-71-2073-8. Port side, frames 62 to 83, showing damaged hangar side plating and wrinkled and dished blister plating.

AA-CR-71-2073-7. Port side, frames 71 to 92, showing dished and wrinkled blister plating.



AA-CR-71-2072-11. Port side, frames 87 to 107, showing damage above main deck, and dished and wrinkled blister plating.

AA-CR-71-2072-10. Port side, frames 115 to 139, showing dished shell plating and severe damage aft of frame 132.

AA-CR-59-2216- 3. General view of port side damage between frames 115 and 140. Note maze of wreckage aft of frame 126, depression below 3rd deck between frames 126 and 133 and numerous plate tears.

AA-CR-71-2072-9. Port quarter view showing severe damage from frame 130 to stern.




AA-CR-71-2072-8. Port quarter view showing severe damage from frame 140 to stern.

AA-CR-59-2166-3. General view of blast damage to port shell between frames 55 and 70. Note slight dishing of shell panels aft of frame 65. (This dishing measured about 6" in depth).



AA-CR-59-2166-4. General view of damage to port side between frames 75 and 88 looking aft. Dishing shown measures between 9'' and 12'' at frame 83. Note also, tear at frame 83 above 3rd deck.

AA-CR-59-2166-5. General view of damage to port side between frames 75 and 88 looking forward. For view looking aft see 2166-4.

AA-CR-59-2166-6. General view of damage along port side between frames 92 and 101. Note dishing of blister shell under hose between frames 96 and 97.

AA-CR-59-2166-7. View of blister-top and shell-port side-between frames 100 and 106. Measured deflections in shell at frame 104 were 9'' and 14'' maximum.

AA-CR-59-2166-8. General view between frames 108 and 120 port side.



AA-CR-59-2166-9. General view of damage to port side between frames 108 and 128. Depressions are moderate but can be seen plainly. Note condition of Wobble Bents 110 and 113.

AA-CR-59-2217-4. View looking down on port shell between frames 120 and 128. Propeller guards between frames 123 and 125.

AA-CR-59-2217-5. Looking down on port side at third deck, aft of frame 132, from catwalk.

AA-CR-59-2217-3. View of port shell, looking into shipfitters shop, from gallery level, frame 130. Note plating tears and failure along seam at main and 3rd deck levels.




AA-CR-59-2166-10. General view of port after quarter, looking aft from flight deck. Note port shell folded over at third deck level and plating failures along welded seams.

AA-CR-71-2073-11. Port shell, frames 23 to 39, showing shell plating slightly dished.



AA-CR-65-1734-9. General view of damage to port side between frames 71-88. Note heavy dishing of hangar side plating frames 71-74; and, deformation of columns to flight deck bents. Bitts are at frame 74.

AA-CR-65-1734-7. Damage to port side between frames 89 and 101.

AA-CR-65-1734-5. Detail view of port shell between frames 106 and 116. Note sharp depression under Wobble Bent at frame 110, tear along weld at stringer at frame 113, and general washboard appearance of shell.

AB-CR-68-2948-6. After Baker. Detail view of port side, frames 108-115.

AB-CR-68-2948-7. After Baker. Detail view of port side, frames 112 to 117.

AA-CR-59-2087-3. General view of port shell between frames 118 and 137. Note that 3rd. deck is pushed up in way of depression, frames 126 to 132, between waterline and 3rd. deck.




AA-CR-59-2216-4. Detail view of port shell between frames 115 and 128. Note deep depression below third deck and aft of frame 126.

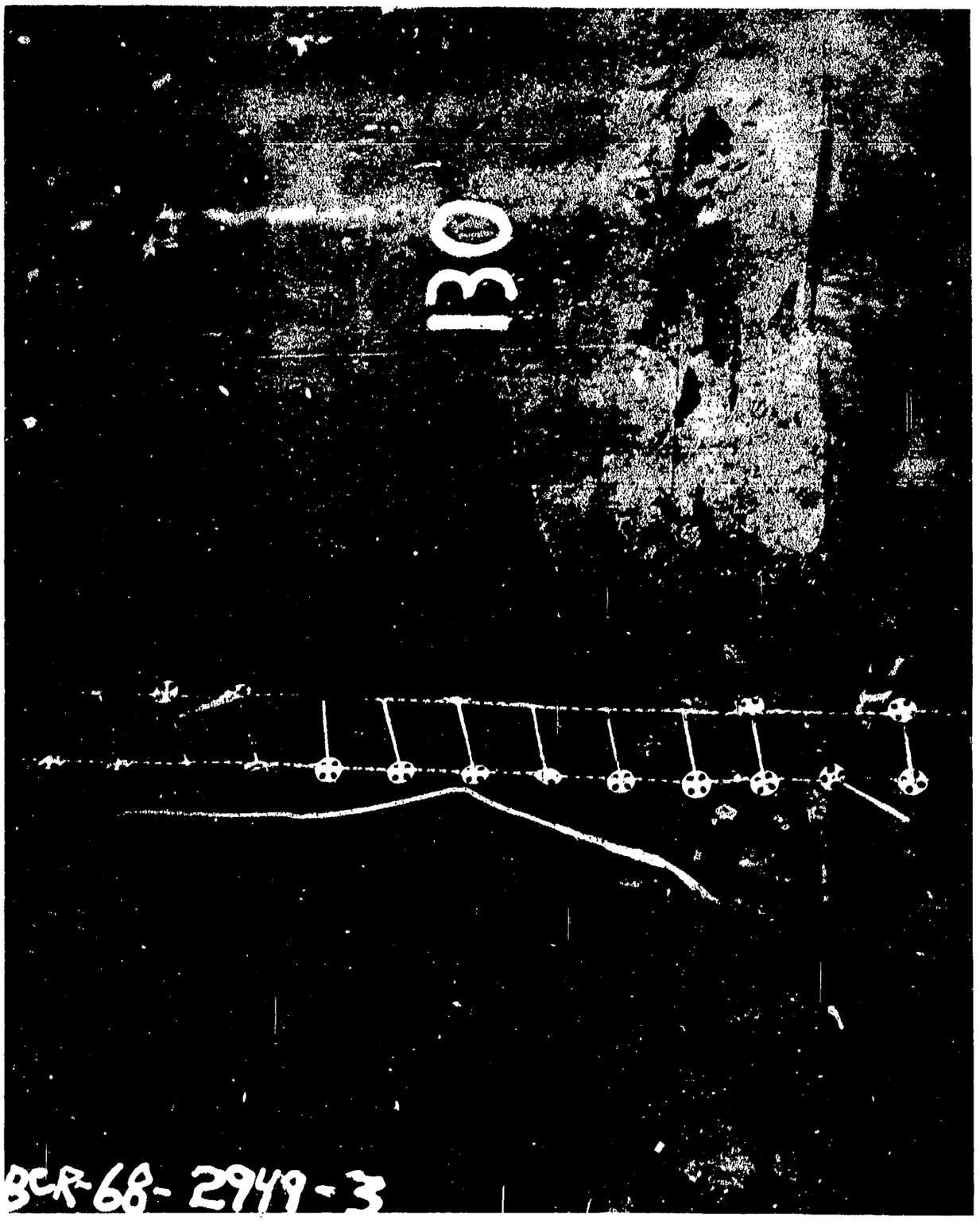


AB-CR-68-2949-3. After Baker. Port side, frame 115 to 126.

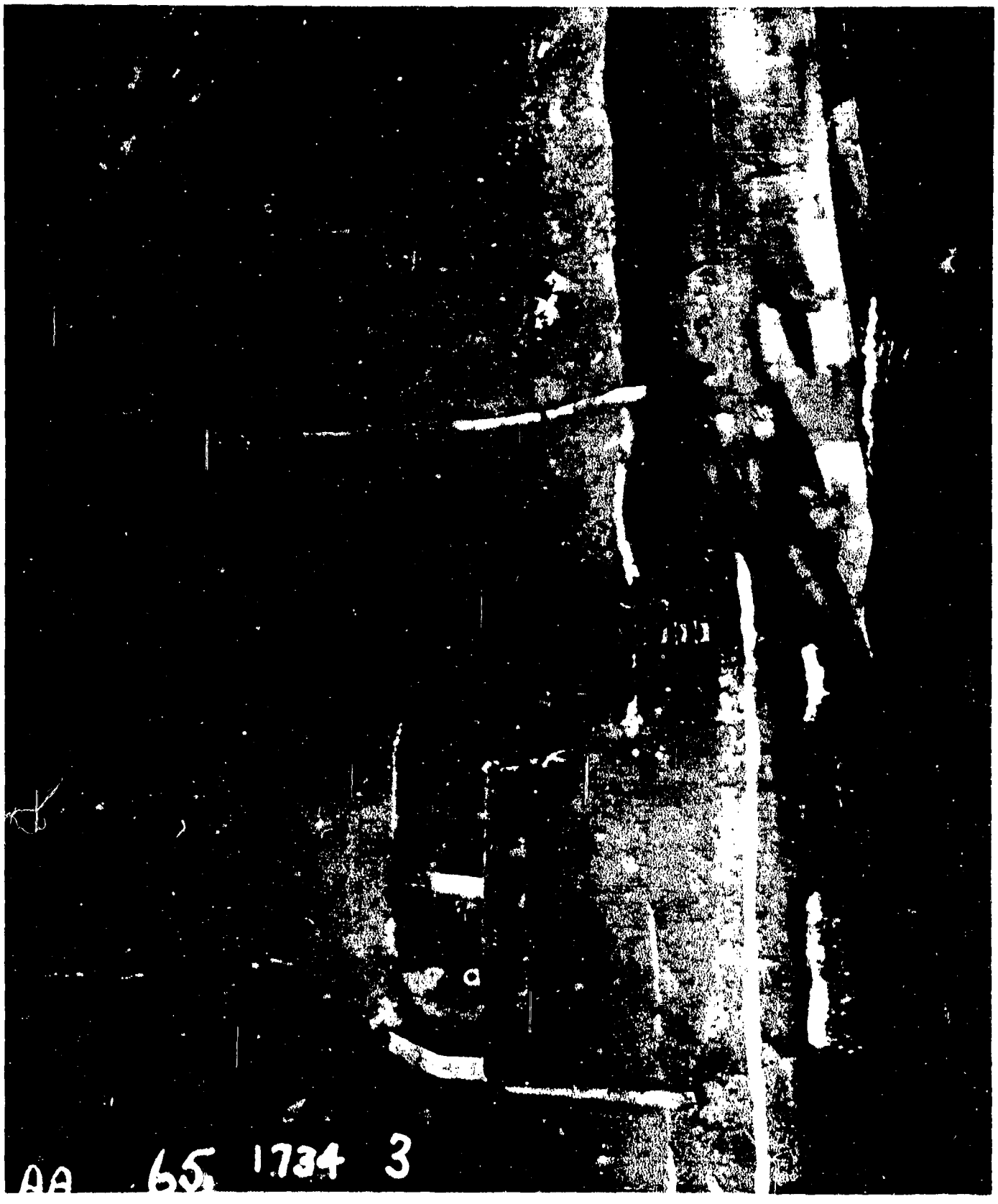


AA-CR-65-1734-3. Detail of port shell between frames 123 and 132. Note tear in shell just under 3rd deck.

AA-CR-65-1734-1. Blast damage on port side between 3rd deck and poop deck, frames 135 to 147. Note that light side plating at main deck is torn loose and main deck is folded down over the shell plating.

CR93- 1999

AA-CR-93-1999-8. Exterior view showing blast damage to port shell between main and 3rd decks and forward of frame 140. Note failure of welded horizontal seam at main deck level at upper right, and line of 3rd deck at lower left. Looking forward.

AA-CR-175-2117-10. Exterior view showing blast damage to port shell between main and 3rd decks and forward of frame 140. Note buckling of transverse bulkhead 138 (painted white), and failure of welded horizontal seam at main deck. (Located at level of inspectors hands). Looking forward.

AA-CR-59-2216

AA-CR-59-2216-12. General view of port after quarter. Note twisting of lower port after corner of transom.




AA-CR-175-2117-12. Port shell as seen from about frame 142, looking aft and up. Note curling of main deck plating down and under, and general disruption of shell structure.

AA-CR-93-1999-7. View from about second deck level, looking aft from frame 130, showing damage to port shell, main and second decks.

AA-CR-175-2117-11. Port shell, frames 144 and aft, second deck level, showing tear in welded seam.

AA-CR-59-2216

AA-CR-59-2216-9. Detail view of port after quarter.

AA-CR-59-2216

AA-CR-59-2216-11. View at stern, looking forward along port side. Note portion of main deck between frames 144 and 146 still connected to side plating. Top and bottom seams of aft gun sponson are opened. Main deck is folded downward and inward.

AB-CR-65-1733-11. View of damage to port side at stern. Note tears in plating and effect of blast on lower port corner of transom.

AA-CR-59-2216-10. View showing dishing of transom and sponson. Note failure along welded seams of sponson.

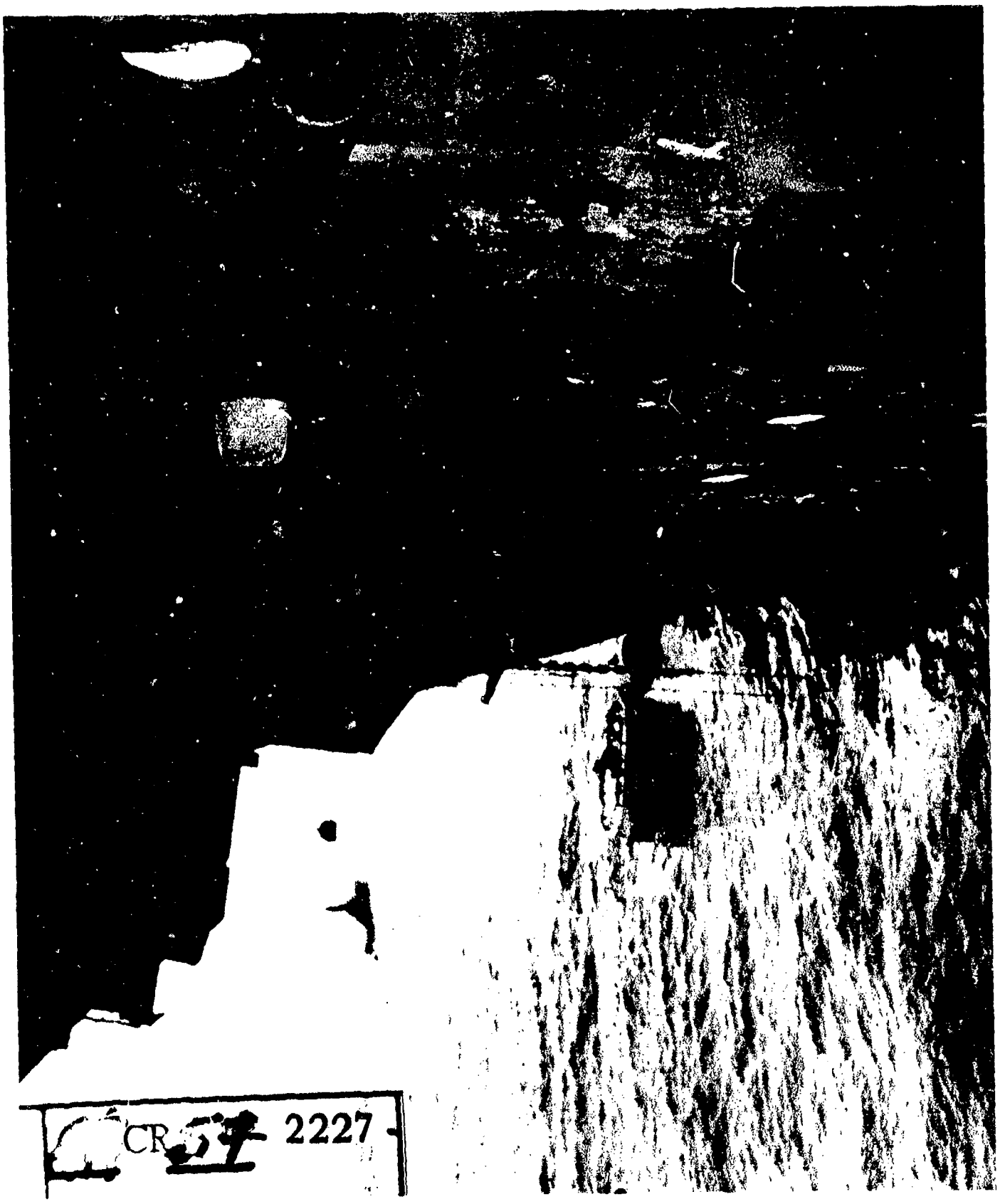


AA-CR-59-2227-9. Looking forward from frame 39 along port shell above forecastle deck, showing slight panel deflections and shadow line from heat wave.




AA-CR-59-2227-8. Looking forward from frame 45 along port shell above forecastle deck showing dished door panel and scarred paint not caused by fire.




AA-CR-65-1734-10. Blast damage to flight deck, walkway and sponson on port side forward of frame 84.

AA-CR-65-1734-8. Damaged flight deck bents between frames 80 and 95, gallery walkway and spansons. Note opening of expansion joint, frame 84 1/2.




AA-CR-65-1734-6. Damaged flight deck bents between frames 104 and 115, gallery walkway and sponsons. Note opening of expansion joint, frame 111 1/2.

AA-CR-65-1734-4. Detail view of port side damage, frame 115-126, above main deck. Note curvature of column at frame 118, condition of galiery walkway and deformation of antennae mast.




AA-CR-59-2216-5. General view of damage above second deck, port side, frames 120 to 136.




AA-CR-59-2216-6. Tear in port shell above main deck at bulkhead 132, and general disruption of structure between frames 131 and 137.

AA-CR-59-2113-2. Boat handling structure port side, hangar deck level, frames 124 to 129, showing deformation of structure and weld failures at T-joint connections. Looking aft.



AA-CR-2113-1. Boat handling structure, port side, hangar deck level, frames 124 to 129, showing deformation of members and weld failures at T-joint connections. Looking aft.

AA-CR-175-2217-1. Boat handling structure and port shell, hangar deck level, frames 125 to 128, showing deformation of structure and failure of welded joints. Looking forward and toward starboard.

AA-CR-175-2115-1. Port side plating torn at poop deck level, about frame 128 showing poop deck plating in radio repair shop.

AA-CR-59-2217-2. Port shell aft of bulkhead 132, looking aft and down from hangar level catwalks.

AA-CR-175-2041-2. Blast damage to flight and poop decks and after superstructure side plating. Note that fligh. deck and overhang has been carried away poop deck buckled. Failure o. welded joints in side plating. Frames 140 to 144, looking aft on port side.

AA-CR-59-2216-7. General view of damage to port after quarter. Note tear in port shell along main deck and folding down of deck aft of bulkhead 138. Flight deck corner missing.




AA-CR-65-1734-2. Blast damage above second deck port side, frames 134 to 147.



AA-CR-59-4148-2. Port side, looking aft, gallery level. Note twisted flight deck beams and damaged side plating.

LA CR 59-2087

AA-CR-59-2087-4. General view of damage to port after quarter.

AA-CR-59-2216-8. Port side, aft of frame 140, above third deck level. Note tears at second and third deck levels, and splitting of shell below main deck at frame 145.



AA-CR-65-1733-12. Port side plating aft of frame 144 above main deck.




AB-CR-79-2964-1. After end of flight deck, looking down and to port from point off starboard quarter.




AB-CR-79-2964-2. Flight deck in way of after elevator, frames 110 to 150, looking down and to port from point off starboard side. Note effects of fire on deck aft of elevator well.




AB-CR-79-2964-3. Flight deck, frames 100 to 130, looking down and to port from point off starboard side. After expansion joint in deck appears just forward of elevator shaft.




AB-CR-79-2964-4. Flight deck, frame 80 to 110, looking down and to port from point off starboard beam. Expansion joints in deck appears at right and left. The separation in the picture is a failure in the deck plating.

AB-CR-79-2964-5. Flight deck and after uptakes, frames 70 to 90, looking down and to port. Midship expansion joint occurs at frame 84 1/2. A separation in the flight deck appears at the extreme left. Note stacks carried away at flight deck level.

AB-CR-79-2964-6. After portion of island and flight deck in way of forward expansion joint, frames 50 to 70, looking down and to port from point off starboard beam. Note where stack has been carried away at flight deck level.




AB -CR-79-2964-7. Starboard face of island, frames 40 to 60, looking down and to port from point off starboard beam.




AB-CR-79-2964-8. Flight deck and forward face of island, frames 40 to 50, looking down and to port.




AB-CR-79-2964-9. Flight deck and forward portions of island, frames 30 to 60, looking down and to port from starboard.

AB-CR-79-2964-11. Flight deck just forward of elevator shaft, frames 20 to 40, looking down and to port from starboard bow.

AB-CR-79-2964-10. Flight deck just forward of elevator shaft, frames 10 to 40, looking down and to port from starboard.

AB-CR-79-2964-12. Forward edge of flight deck and forecastle deck, looking down and to port from off starboard bow.



AA CR 65- 1735-4

AA-CR-65-1735-4. Island structure and airplane crane before repairs, taken from frame 40.

AA-CR-175-2039-2. Flight deck from frame 37, looking aft.




AA-CR-175-2040-6. Blast damage to crane and island structure, looking to starboard.

AA-CR-175-2039-1. Island structure, looking forward and to starboard. Note angle of crane and air defense level bulwark.




AA-CR-234-1990-6. Flight deck, looking to starboard from centerline at frame 57 note uptake and expansion joint.




AA-CR-175-2040-7. Port air defense level, looking aft. Note raised outboard portion of deck and bulwark blown to starboard.




AA-CR-175-2038-1. General view of flight deck looking forward from bridge. Canvas wind scoop, left center, covers bomb elevator trunk.

AA-CR-175-2038-2. View of flight deck looking forward and to port from bridge level. Buckling of bulkhead 45 can be seen, lower left, below edge of elevator pit.




AA-CR-175-2040-5. Blast damage to walkway and director sponson on port side between frames 17 and 30. Looking aft.

AA-CR-65-1735-2. Blast damage to walkway and director sponson at frame 28, port side. Looking forward.




AA-CR-65-1735-3. Flight deck, port side, looking aft. Showing blast damage to sponson at frame 40.



AA-CR-59-2165-10. Damaged port gallery walkway and sponsons, frames 64 to 77.

AA-CR-59-2165-11. Damaged gallery walkway and sponsons, port side, frames 68 to 88. Looking forward.




AA-CR-234-1990-8. Flight deck, port side, looking aft from about frame 45.



AA-CR-234-1990-9. Flight deck, looking aft along centerline, and into hangar.




AA-CR-65-1735-5. Flight deck, looking aft from frame 40.

CR/75-2037

AA-CR-175-2037-12. Flight deck, looking aft along port side.




AA-CR-59-2167-9. Forward elevator opening. Port side. Waterway distorted and broken over elevator guide rail.

AA-CR-59-2165-1. Forward elevator. Forward, port, lock. Lock out 1", but not sheared; sheaves apparently undamaged. Safety latch bent outboard.

AA-CR-59-2165-2. Forward elevator. After, port, lock out 1/4" but not sheared. Sheaves appear to be slightly warped. Safety latch broken and held by one bolt.




AA-CR-59-2167-10. Forward elevator opening, starboard side, showing intact waterway over starboard elevator guide rail.




AA-CR-59-2164-11. Forward elevator. Forward, starboard, lock. Lock flush and not sheared. Sheaves apparently undamaged. Safety latch extended sufficiently for plunger to clear hole.

AA-CR-59-2164-12. Forward elevator, aft, starboard, lock. Lock flush and not sheared. Note bent waterway.

AA-CR-175-2038-5. After edge of forward elevator opening from bridge level. Note remains of only plane left on this deck after blast.



AA-CR-65-1736-1. Detail view of port side of flight deck at frame 61. Note burned over area of deck and radio mast. Burned area was under an airplane.

AA-CR-175-2038-4. Flight deck, looking aft from bridge level.



AB CR/00-2991 -

AA-CR-100-2991-3. After Baker. Flight deck. Looking aft and to port at expansion joint at frame 63 1/2.

AA-CR-175-2040-10. Flight deck expansion joint failure at centerline butt weld, frame 63 1/2. Looking aft.



AA-CR-59-2164-7. Failure of centerline butt weld in flight deck expansion joint closing plate, frame 84 1/2. Looking aft.

AA-CR-100-2991-5. After Baker. Flight deck. Looking forward along port side from frame 71.



1A CR234-1990-5

AA-CR-234-1990-5. Flight deck, port side looking aft from frame 63 1/2.




AA-CR-175-2040-9. Flight deck looking aft. Expansion joint faceplate, visible near instrument tower, is at frame No. 84 1/2.

AB-CR-100-2991-4. After Baker. Flight deck. Looking aft along port side from frame 64.

AA-CR-59-4148-6. Flight deck, port side, looking aft at frame 75. Note that there appear to be two longitudinal breaks in deck approximately parallel to deck edge.




AA-CR-234-1990-7. Flight deck, looking at expansion joint frame 83 1/2 from frame 80.



AA-CR175-2040-11. Flight deck expansion joint, failure at centerline butt weld, frame 84 1/2. Looking aft.

AA-CR-59-2164-8. Failure of centerline butt weld in flight deck expansion joint closing plate, frame 84 1/2. Looking aft.




AA-CR-59-2165-12. Flight deck. Looking aft along port side from about frame 88.



AB CR 100-2991

AA-CR-100-2991-6. After Baker. Flight deck. Looking aft from about frame 88.



AA-CR-175-2040-12. Flight deck, frame 95. Looking to starboard at 40 foot tear across center of deck.




AA-CR-59-2165-7. Flight deck, frame 95. Slightly different angle than 2040-12.



AA-CR-175-2041-3. Flight deck looking forward along centerline between forward and after elevators, showing damage resulting from upward movement of flight deck.

AA-CR-59-2165-8. Flight deck expansion joint frame 111 1/2. Looking to port. Joint open 5 1/2" starboard and 21" (far) port side.

AA-CR/00-2991



AA-CR-100-2991-7. After Baker. Flight deck. Looking to port along expansion joint at frame 111 1/2.




AA-CR-175-2041-1. Flight deck expansion joint failure at centerline butt weld, frame 111 1/2. Looking aft. Note separation of joint.



AA-CR-59-2165-9. Flight deck. Looking aft along port side from about frame 98. Note void in aft corner of flight deck.




AA-CR-59-2167-12. After elevator opening, port side, showing intact waterway over port elevator guide rail. Rail bent.

AA-CR-59-2165-4. After elevator. Forward, port, lock. Lock out 1" but not sheared.



AA-CR-59-2165-3. After elevator. After, port, lock. Lock out 1" but not sheared. Auxiliary lock yolk bolt broken.

AA-CR-59-2167-11. After elevator opening, starboard side, showing intact waterway over guide rail.

AA-CR-65-2165-5. After elevator. Forward, starboard, lock. Lock flush and not sheared. Lock pedestal broken and offset about 2".

AA-CR-59-2165-6. After elevator. After, starboard, lock. Lock at 2" otherwise normal.

AA-CR-175-2038-11. Flight deck. Looking forward along centerline.

AA-CR-175-2038-6. After port corner of flight deck showing after edge bent up and deformation of beam at frame 138.

AA-CR-175-2038-7. Flight deck looking to port Centered about frame 135. Note burned areas in wood decking.

AA-CR-59-4148-3. Flight deck. Void in way of missing aft port corner.




AA-CR-59-2164-10. Failure of intermittent welds joining port side flight deck plating to longitudinal deck beams, frame 140 looking inboard and aft.



AA-CR-59-2166-2. Gallery walkway, starboard side, looking forward from air defense level. Virtually no damage




AA-CR-175-2040-4. Gallery walkway, starboard side, looking aft from surface lookout station. Note that airplane crane, frame 48, is virtually the first evidence of damage.




AA-CR-175-2039-5. General view of flight deck looking aft from starboard forward corner.




AA-CR-59-4148-8. Airplane crane after repairs. Starboard side, frame 48.

AA-CR-65-1735-7. Starboard side of flight deck. Looking forward from amidships.

AA-CR-59-2166-1. Looking aft along starboard side of flight deck. Taken from air defense level showing No. 3 and 4 smoke stacks.

AA-CR-175-2040-8. General view looking aft on flight deck from frame 67. Open hatch, right center, is at frame 70.




AA-CR-175-2038-12. Flight deck. Looking forward and to starboard, from about frame 98. Note remains of smokestacks.




AA-CR-234-1990-10. Flight deck, looking aft to starboard at disorder. Frame 80.

AA-CR-59-4148-7. Flight deck, starboard side, looking aft at frame 95. Note that there appears to be but one longitudinal break in deck.




AA-CR-65-1735-6. Starboard side of flight deck. Looking aft from amidships.




AA-CR-88-2100-7. Damaged port gallery walkway and sponsons, frame 39. Looking forward.

AA-CR-175-2114-2. Damaged passageway door opening onto port gallery walkway, frame 127. Looking inboard.




AA-CR-175-2114-3. Squadron gear locker door and port gallery walkway, frame 132. Looking inboard.

AA-CR-175-2114-7. Galley deck, port side, showing torn shell plating and buckling of deck and transverse bulkhead at frame 134. Looking aft and to port. Note failure of bulkhead and shell connections to deck along welded joint.

AA-CR-175-2114-5. Damage in crews shelter as seen from gallery door, port catwalk, frame 134.

AA-CR-175-2114-4. Damage to gallery walkway and entrance to crew's shelter, frame 134, port side.

AA-CR-175-2114-6. Looking aft at port side of bulkhead 138, gallery deck.



AA-CR-175-2114-12. General view of damage to overhanging structure, port side, looking forward from flight deck, about frame 140.




AA-CR-175-2039-11. Looking aft into stateroom 0301, starboard side, frame 37. Shock damage.

AA-CR-88-2100-8. Gallery level door in port shell from aviators ready room. Looking to port and forward at bulkhead 39.




AA-CR-175-2036-12. Gallery deck, inboard joiner bulkhead, starboard side, frames 40 to 42. Looking forward and starboard.

AA-CR-88-2100-6. Gallery deck, inboard joiner bulkhead, aviators ready room, frame 42. Looking forward. Bulkhead deflected towards blast.




AA-CR-175-2039-10. Gallery deck, looking aft and inboard into stateroom 0310, frame 37, port side, showing shock damage to joiner bulkhead, bunks and furniture.




AA-CR-59-2227-12. Forward face of bulkhead 45. Looking to port and aft in C.I.C. room. Starboard side, gallery deck. Bulkhead bulged by blast in hangar space.




AA-CR-59-2227-11. Forward face of bulkhead 45, looking aft and to starboard in Aviators ready room. Gallery deck level.




AA-CR-59-2227-10. Looking to starboard just forward of bulkhead 45 on forecastle deck. Note bow in bulkhead stiffeners on right.

AA-CR-175-2114-8. Poop deck, looking to starboard along after face of bulkhead 132 from opening in port shell. Debris in crew's berthing space.

AA-CR-175-2114-1. Poop deck radio repair shop, C-0201-EL, frames 126 to 129, showing damage to port shell and failure of welded seam at deck. Looking outboard.

AA-CR-175-2114-10. Poop deck. Damage in compartment adjacent to failures in port shell plating. Looking inboard and forward from frame 141.

AA-CR-175-2114-9. Poop deck. Opening in port shell plating bulkheads 138 to 144.

AA-CR-175-2114-11. Poop deck, frame 148, looking forward at bulkhead 138, port side. Showing damage to shell, bulkhead and poop deck plating.

CONFIDENTIAL

Classification (Cancelled) (Changed to _____)
By Authority of Joint Chiefs of Staff (Action 15 Apr 49)
By Stewart J. Burdick Date 24 April 1951
1st Lt. AFSWP

[redacted] OCT 1948

CONFIDENTIAL

**Defense Special Weapons Agency**
6801 Telegraph Road
Alexandria, Virginia 22310-3398

TRC 9 April 1997

MEMORANDUM FOR DEFENSE TECHNICAL INFORMATION CENTER
ATTENTION: OMI/Mr. William Bush

SUBJECT: Declassification of Reports

The Defense Special Weapons Agency (formerly Defense Nuclear Agency) Security Office has reviewed and declassified the following reports:

+ST-H

| | |
|---|---|
| AD-366748 | XRD-65 |
| AD-366747 | XRD-64 |
| AD-366746 | XRD-63 |
| AD-376826 | XRD-60 |
| AD-376824 | XRD-58 |
| AD-376825 | XRD-59 |
| AD-376823 | XRD-57 |
| AD-376822 | XRD-56 |
| AD-376821 | XRD-55 |
| AD-366743 | XRD-54 |
| AD-376820 | XRD-53 |
| AD-366742 | XRD-52 |
| AD-366741 | XRD-51 |
| AD-366740 | XRD-50-Volume-2 |
| AD-366739 | XRD-49-Volume-1 |
| AD-366738 | XRD-48 |
| AD-366737 | XRD-47 |

TRC 9 April 1997

SUBJECT: Declassification of Reports

| | |
|---|---|
| AD-366736 | XRD-46 |
| AD-366735 | XRD-45 |
| AD-366723 | XRD-37 |
| AD-366721 | XRD-35 |
| AD-366717 | XRD-31-Volume-2 |
| AD-366716 | XRD-30-Volume-1 |
| AD-366751 | XRD-68-Volume-2 |
| AD-366750 | XRD-67-Volume-1 |
| AD-366752 | XRD-69 |
| AD-366744 | XRD-61. |

All of the cited reports are now **approved for public release. Distribution statement "A"** now applies.

Ardith Jarrett
ARDITH JARRETT
Chief, Technical Resource Center

Completed
1 mar 2000
B.W