UNCLASSIFIED

AD NUMBER

AD367487

CLASSIFICATION CHANGES

TO: unclassified

FROM: confidential

LIMITATION CHANGES

TO:

Approved for public release, distribution unlimited

FROM:

Distribution: USGO: others to Director, Defense Atomic Support Agency, Washington, D. C. 20301.

AUTHORITY

DSWA ltr., 18 Apr 1997; DSWA ltr., 18 Apr 1997

THIS PAGE IS UNCLASSIFIED

XRD 131

(9)

(1)

CONFIDENTIAL
Security Information

[redacted]

BUREAU OF SHIPS [redacted]

TECHNICAL INSPECTION REP[redacted]T.

Classification (Cancelled) (Changed to Security Information) (Confidential) DATED 16 APRIL 1953
By Authority of JOINT CHIEFS OF STAFF JCS 1799/36
By John H. Cayelbo Date 24 SEP 1953

367487

(6)

OPERATION CROSSROADS.
U.S.S. FALLON (APA 81).

TEST BAKER.

VOLUME 2 [redacted] [U]. (8)

U. S. GOVERNMENT AGENCIES MAY OBTAIN COPIES OF THIS REPORT DIRECTLY FROM DDC. OTHER QUALIFIED DDC USERS SHALL REQUEST THROUGH

Director
Defense Atomic Support Agency
Washington, D. C. 20301

CONFIDENTIAL
Security Information

OPERATION CROSSROADS

(11) 1947,

(12) 258p.

DIRECTOR OF SHIP MATERIAL [redacted]

JOINT TASK FORCE [redacted]

(14) XRD-131

[redacted]

DDC
RECEIVED
DEC 2 1965
TISIA E

REG. NO. [redacted]

3337

CONFIDENTIAL

GROUP-3
Downgraded at 12 year intervals;
Not automatically declassified.
1 JAN 1955

CONFIDENTIAL

BUREAU OF SHIPS GROUP

TECHNICAL INSPECTION REPORT

U. S. GOVERNMENT AGENCIES MAY OBTAIN COPIES OF THIS REPORT DIRECTLY FROM DDC. OTHER QUALIFIED DDC USERS SHALL REQUEST THROUGH

Director
Defense Atomic Support Agency
Washington, D. C. 20301

"This document contains information affecting the National Defense of the United States within the meaning of the Espionage Laws, Title 18, U. S. C., Section 793 and 794. Its transmission or the revelation of its contents in any manner to an unauthorized person is prohibited by law."

APPROVED:

F.X.Forest,
Captain, U.S.N.

USS FALLON (APA81)

CONFIDENTIAL

Page 1 of 258 Pages

CONFIDENTIAL

GROUP-3 1 JAN 1965
Downgraded at 12 year intervals;
Not automatically declassified.

BB-CR-227-513-62. Exterior view from dead ahead before Test B.



AB-CR-227-290-15. Exterior view from dead ahead after Test B.

BB-CR-227-513-63. Exterior view on port bow before Test B.



AB-CR-227-290-14. Exterior view on port bow after Test B.

BB-CR-227-513-64. Exterior view on port beam before Test B.

AB-CR-227-290-13. Exterior view on port beam after Test B.



BB-CR-227-513-65. Exterior view on port quarter before Test B.



AB-CR-227-290-12. Exterior view on port quarter after Test B.

BB-CR-227-513-66. Exterior view from stern before Test B.



AB-CR-227-290-11. Exterior view from stern after Test B.



BB-CR-227-513-67. **Exterior view** on starboard quarter before Test B.

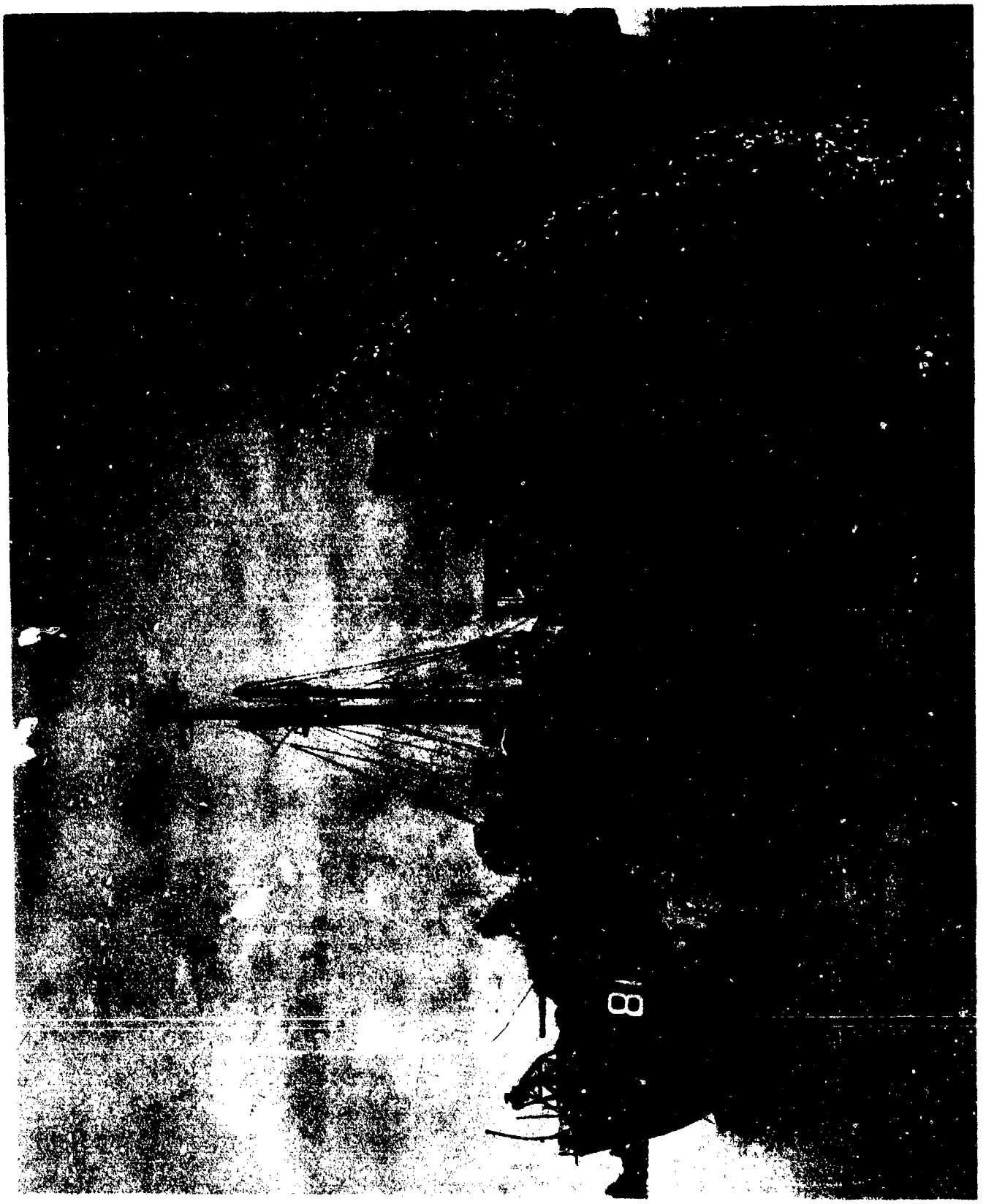

AB-CR-227-290-10. Exterior view on starboard quarter after Test B.



BB-CR-227-513-68. Exterior view on starboard beam before Test B.

AB-CR-227-290-9. Exterior view on starboard beam after Test B.



BB-CR-227-513-69. Starboard quarter before Test B.



AB-CR-227-290-16. Starboard quarter after Test B.

AB-CR-80-2988-8. Damage to stem between main and upper decks. Note damage to port sheer strake about frame 10.



AB-CR-80-2062-10. Exterior view on starboard bow prior to beaching, showing list and displaced boom.



AB-CR-80-2092-5. Exterior view prior to beaching, looking from broad on the starboard bow.



AB-CR-59-2997-2. Starboard bow.

AB-CR-79-2974-1. Starboard side, bow to frame 62.



AB-CR-79-2974-2. Starboard side, amidships.



AB-CR-59-2997-1. Starboard side, frames 82 to 132. Major damage at frame 96 is obscured by cargo net.



BCR80-2062

AB-CR-80-2062-12. Exterior view prior to beaching, showing after portion of vessel from starboard. Note missing winch.



AB-CR-79-2973-12. Starboard quarter after Test B.



AB-CR-59-2996-12. Starboard quarter after Test B.



AB-CR-79-2973-7. Exterior view of stern after beaching.

AB-CR-175-2185-4. Port side, frames 132 to stern.



AB-CR-175-2185-5. Port side, frames 104 to 154.



AB-CR-175-2185-6. Port side, frames 84 to 130.



AB-CR-175-2185-7. Port side, frames 66 to 114, showing major structural failure, frames 92 to 98.



AB-CR-80-2092-1. View of port side amidships, showing severe buckling of shell between frames 93 and 98 and damage to after stack.



AB-CR-175-2185-8. Port side, frames 42 to 90.



AB-CR-175-2185-9. Port side, frames 12 to 68 showing diagonal shear wrinkles frames 52 to 54.

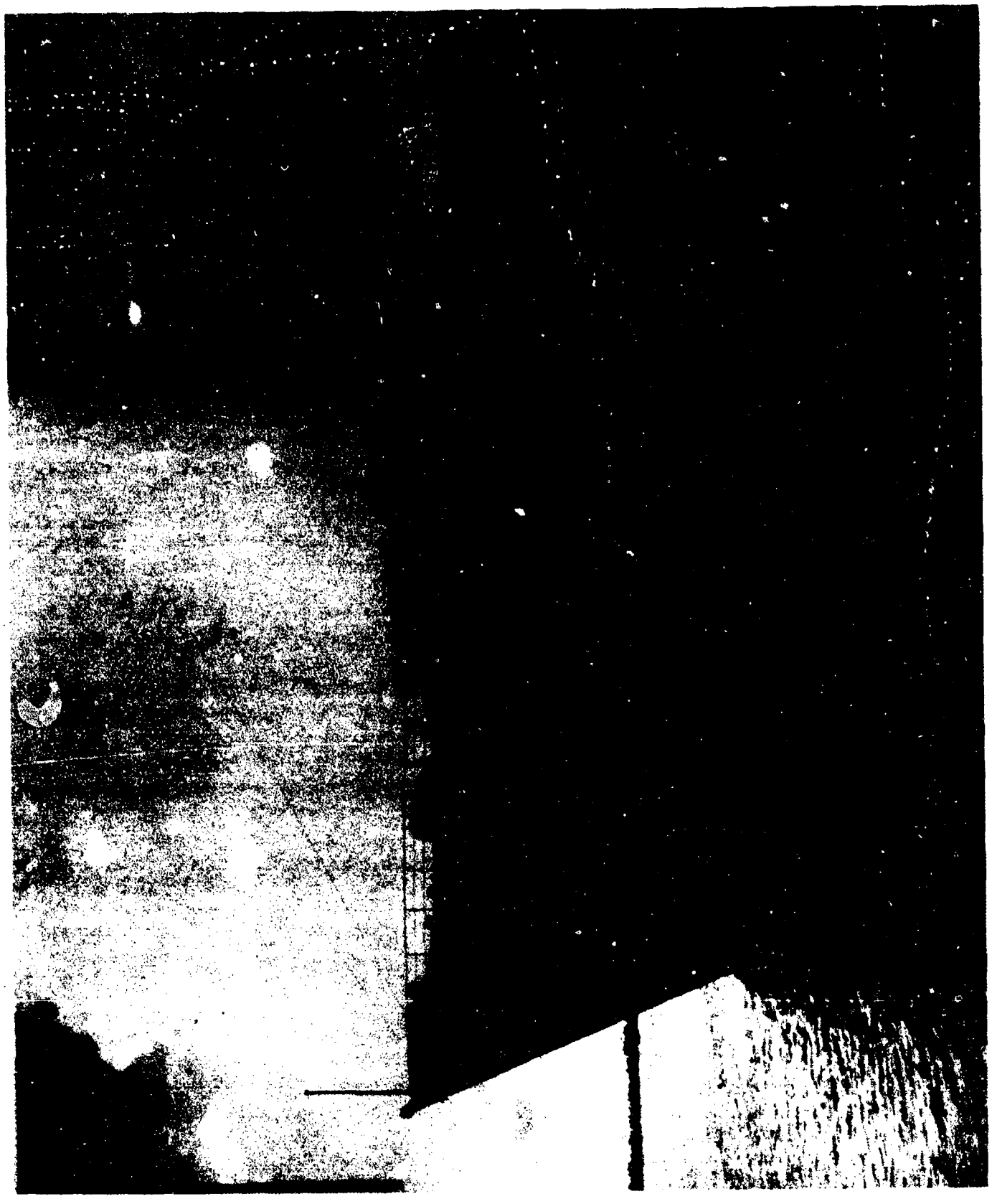

AB-CR-175-2185-10. Exterior view of port side, bow to frame 50.



AB-CR-175-2185-11. Exterior view on port side, from bow.

AB-CR-175-2185-12. Exterior view on port bow, after test B.

AB-CR-80-2197-2. View looking down into No. 1 cargo hold, from port to starboard, showing hatch covers dislodged from main deck and 1st platform levels. Note disarrangement of ballast in hold.

SECRET



AB-CR-66-156-7. Lookout tub at frame 27 on starboard side of forward deck house looking to starboard. Note deck attachment by clips.

AB-CR-66-159-4. Buckled deck at frame 88, house top, looking to port.



AB-CR-66-156-12. Looking forward on port side of house top showing damage to after stack.



AB-CR-66-156-8. Forward bulkhead 59 of superstructure and bridges, looking aft.

AB-CR-80-2062-11. Exterior view prior to beaching, looking aft along starboard side. Note wrinkles in bulkhead 59.

AB-CR-66-163-5. General view, looking forward along starboard side of navigation deck from about frame 83.

AB-CR-66-159-2. Buckled plating, port side of navigating deck amidship looking forward and to port.

AB-CR-66-163-4. Ripples in Navigation deck, port side, looking aft from about frame 101.

AB-CR-66-159-3. Buckle in navigating deck port side, frames 100-103, looking aft.

AB-CR-66-163-3. Forward face of 22MM ready service room, navigation deck, looking to port, bulkhead 88.



AB-CR-66-159-1. Buckled plating, starboard side of navigating deck at frame 89 1/2 looking to starboard and fire hose strung out.

AB-CR-66-163-2. Damaged door leading into trunk B-0310-LT from port side of navigation deck, frame 92. Door is jammed.



AB-CR-66-159-6. Dished plating at port side just below navigation deck level frames 81 to 83. Note damage to track of Welin davit.



AB-CR-66-159-7. Crumpling of navigation bridge deck edge in way of deck buckle in starboard side, frame 89 1/2.



AB-CR-66-163-7. Longitudinal joiner bulkhead along starboard side of passage at frame 99, superstructure deck level, showing underside of navigation deck.

AB-CR-66-163-10. Looking forward from frame 100, superstructure deck, along passage. Buckled port joiner bulkhead is 24" to port of centerline. Displaced gear in passageway.

AB-CR-66-163-11. Superstructure deck, frame 88, looking aft along port longitudinal joiner bulkhead in passageway.



AB-CR-66-163-6. Troop officers state room, superstructure deck, starboard side, at about frame 100 showing damage to ventilation duct and deck beam brackets.

AB-CR-66-163-11. Superstructure deck, frame 88, looking aft along port longitudinal joiner bulkhead in passageway.



AB-CR-66-163-8. Troop officers stateroom, superstructure deck, frames 102-105 port side, showing bracket failures.

AB-CR-66-163-9. Troop officers stateroom, superstructure deck, port, showing bracket failure at frame 101.



AB-CR-66-159-5. Dished companionway door and plating on upper deck, port side, frame 85, looking aft.



AB-CR-66-159-8. Dished companionway plating and door coaming, starboard side, upper deck, frame 85 looking forward.



AB-CR-66-159-10. Buckling of deckhouse plating, upper deck, starboard, frames 68-69.

AB-CR-66-159-12. Starboard side of deck house, main deck, showing buckling in way of door at frames 67-68.

AB-CR-66-2880-3. Looking to starboard, frames 98-100, in sick bay, on upper deck, showing damage to brackets and ventilation duct.



AB-CR-66-2880-2. Wrinkles in bulkhead 83, upper deck, port side, in wardroom looking aft and to port in way of officers pantry.

AB-CR-66-163-12. Buckling of stanchions on upper deck at frame 76, looking forward in wardroom. Note locker disarranged.

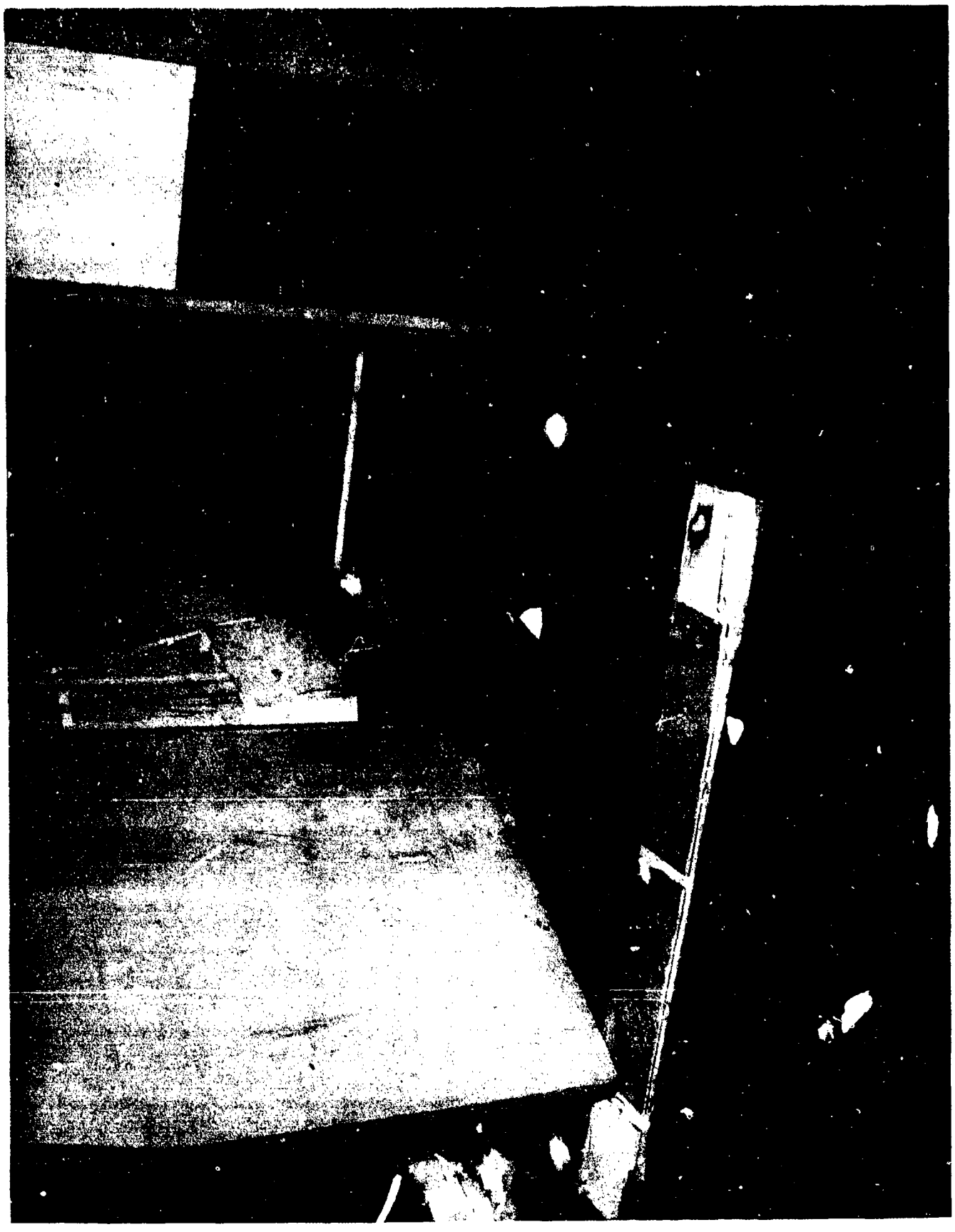

AB-CR-66-2880-1. Sounding tubes pushed upward 2 inches through upper deck just forward of frame 83, looking aft from wardroom into centerline passage.



AB-CR-66-2880-5. Looking to port across upper deck passageway to longitudinal joiner bulkhead, frames 91 to 93.

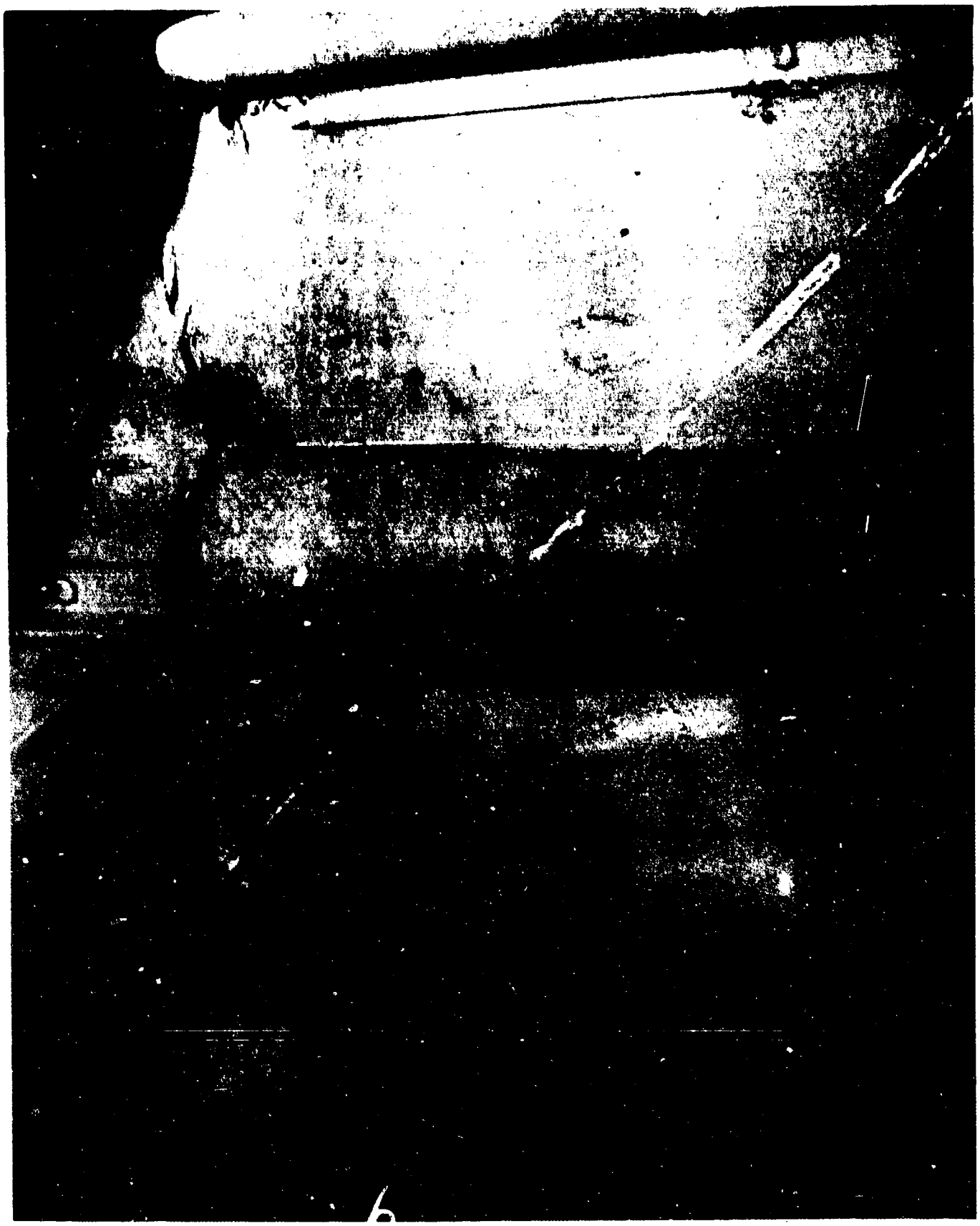

AB-CR-66-2880-6. Upper deck centerline passageway, frame 106, looking up and forward at buckle in starboard joiner bulkhead and ventilation duct.

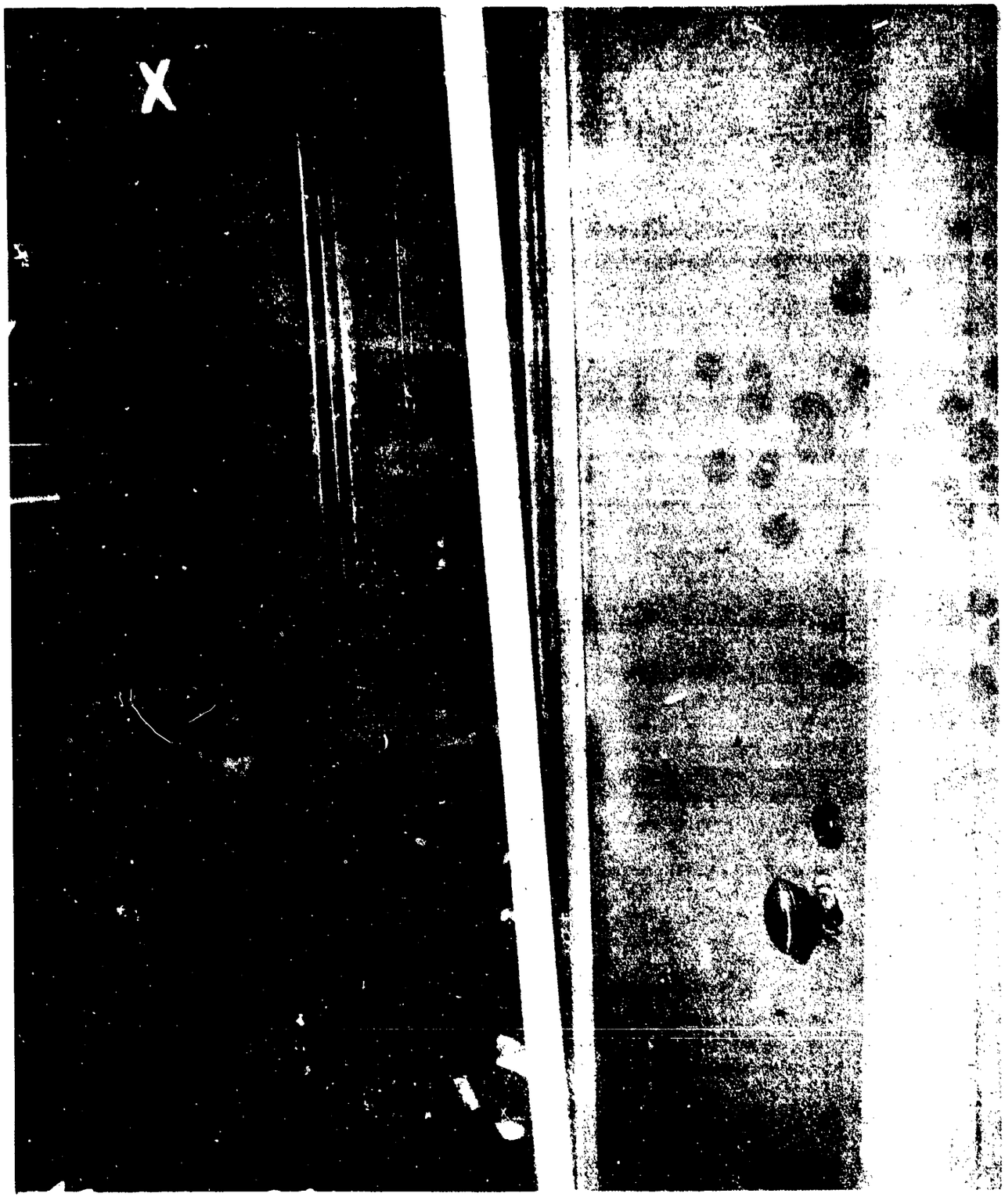

AB-CR-66-2880-8. Upper deck centerline passageway, frame 105, looking aft along port joiner bulkhead.

AB-CR-66-2880-9. Upper deck, frame 109, looking to port from centerline at wrinkle in deck.



AB-CR-80-2195-10. Radar screen which fell from mainmast to after deck house top, looking aft and to port. Note damaged emergency steering stand.



AB-CR-66-156-3. Looking forward and to port on after deck house top showing radar screen fallen from mainmast.



AB-CR-66-156-5. Damaged double door to interior of carpenter shop, port side of after deck house on upper deck.

AB-CR-76-2084-3. C-0103E, starboard longitudinal bulkhead of fan room, looking forward and to port. Buckled bulkhead is over starboard upper deck longitudinal girder. Transverse bulkhead at right of photo is bulkhead 133 1/2.

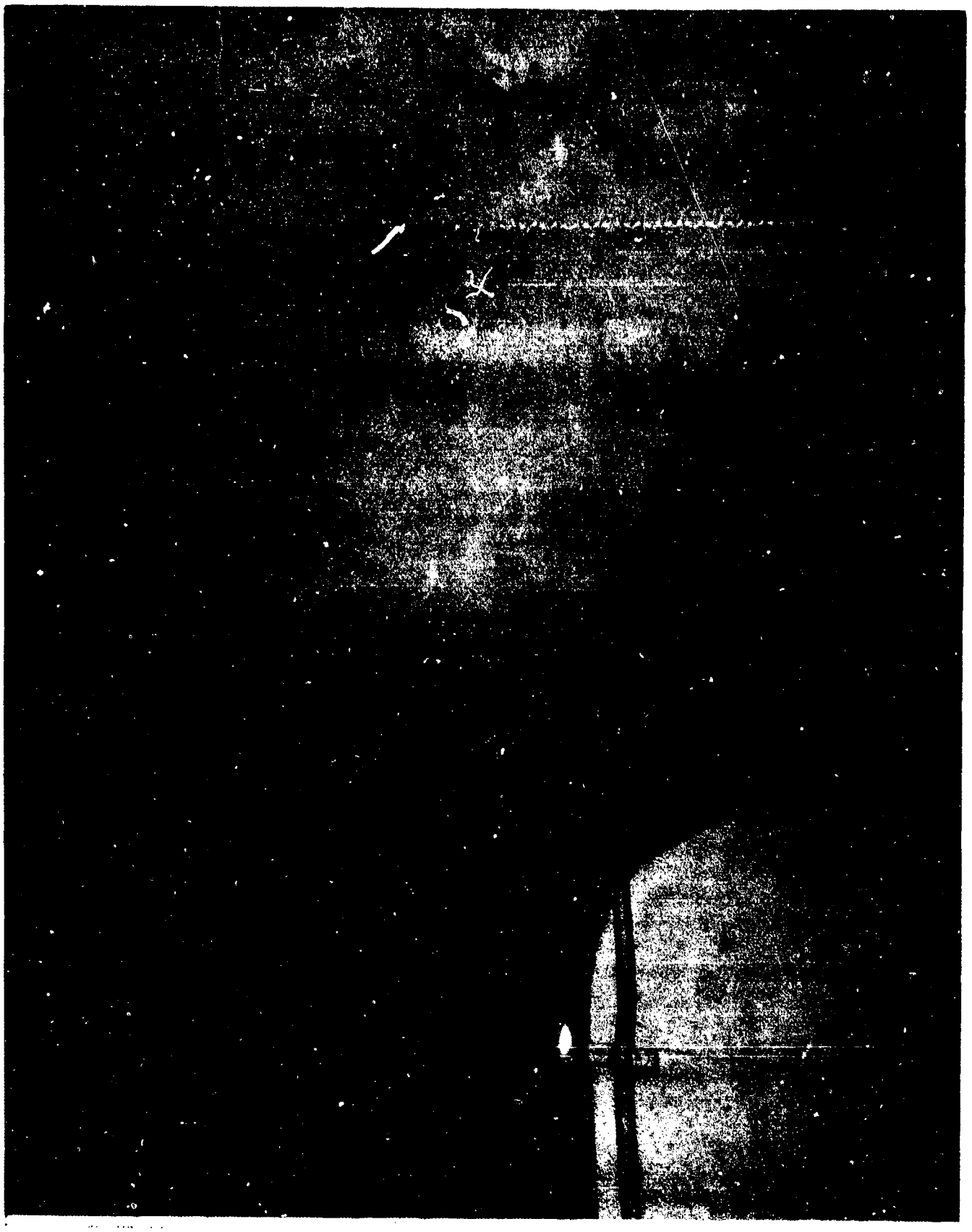

AB-CR-76-2084-4. C-0103E, port longitudinal bulkhead of fan room, looking forward and to starboard. Bulkhead is over port upper deck longitudinal girder.

AB-CR-66-156-2. Damaged sheathing around foundation of 40MM director tub on top of after deckhouse, looking forward.



AB-CR-66-2880-4. Looking aft along longitudinal bulkhead about 10' to starboard of centerline in sick bay, upper deck, frames 101-108.

AB-CR-80-2195-12. Disarrangement of bottles and plywood stowage in starboard passage, upper deck, frames 135 to 138.



AB-CR-66-156-11. Damage to railing on starboard side of signal bridge.

AB-CR-80-2197-1. Looking forward on upper deck along starboard side of No. 1 cargo hatch showing deck dishing, cargo boom hanging over the side and winch foundation. (Winch went overboard to starboard.)

AB-CR-80-2197-4. Looking forward on upper deck along port side of No. 1 cargo hatch showing deck dishing, displaced winch, and cargo boom lying to starboard.

AB-CR-80-2197-6. Damage to hatch cover and coaming from falling water, upper deck, frames 56 to 59, centerline.

AB-CR-66-159-11. Looking forward on starboard side in main deck weather passageway, showing damage to bulkhead 59.



AB-CR-60-1712-2. Superstructure, port side, frames 52 to 110. Note buckling of railings, stanchion and curtain plate at frame 65.

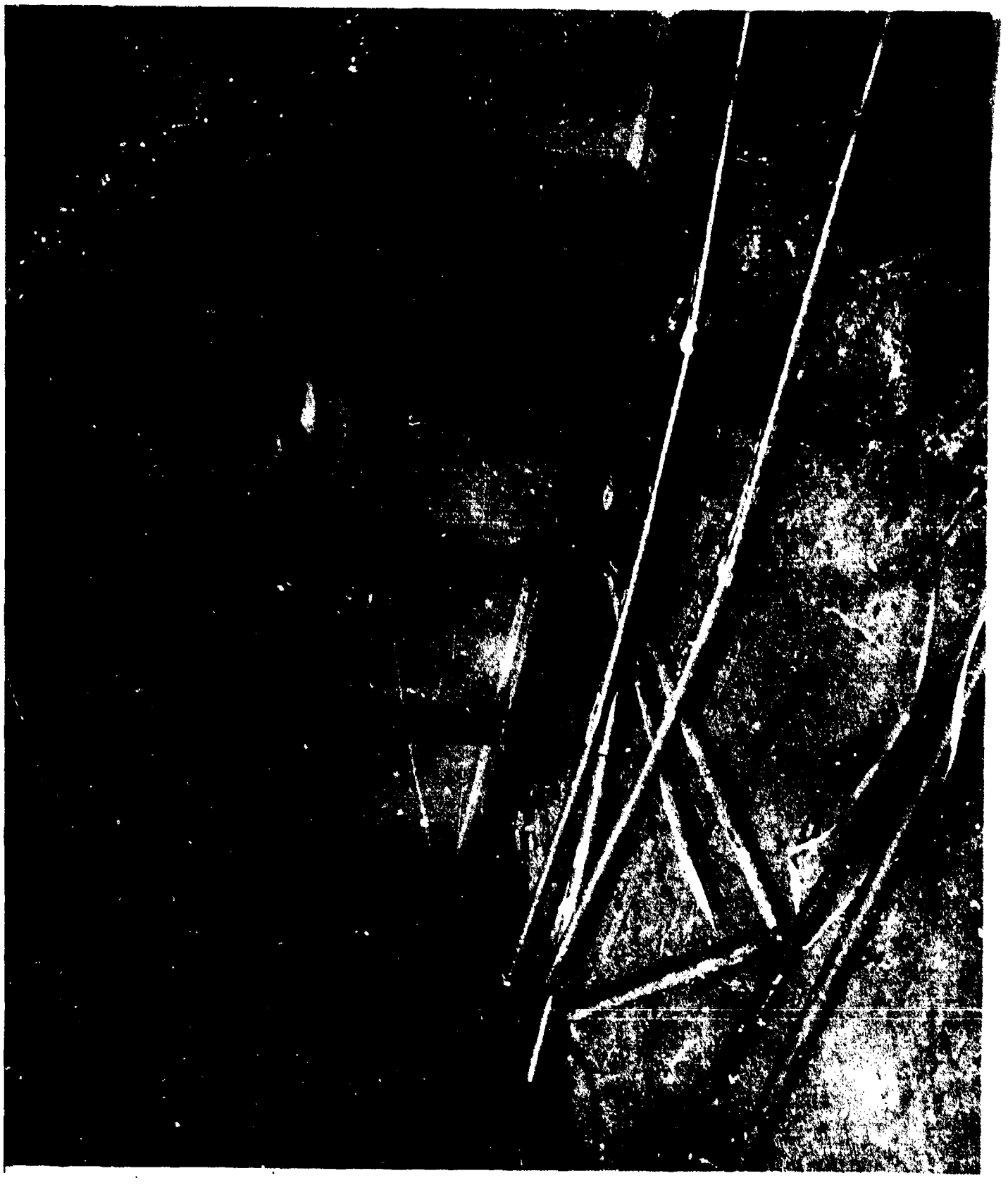

AB-CR-66-156-9. Looking aft and inboard to starboard at forward deck house, after port corner at frame 36, torn by loose winch. (refer to photo 2197-5.)

AB-CR-80-2197-5. Looking forward and to starboard on upper deck showing displaced port winch and foremast cargo boom hanging down to starboard.

AB-CR-66-159-9. Welin davit track buckling, upper deck starboard, frame 84, looking aft.

AB-CR-234-2099-3. Upper deck, frame 84, starboard, damage to after track of No. 1 Welin davit.

AB-CR-92-1784-11. Exterior view of port superstructure, amidships.

AB-CR-80-2987-9. Port main deck weather passageway, looking aft from about frame 105.



AB-CR-80-2987-10. Starboard main deck weather passageway, looking aft from about frame 105.



AB-CR-80-2195-11. Stern flag staff, taken from starboard edge of weather deck.



AB-CR-66-156-6. Mainmast, looking up and aft from upper deck.



AB-CR-60-1712-5. Port side, frames 78 to 101, showing major structural failure at frames 92 and 98.



AB-CR-66-161-10. Buckle in starboard shell plating in way of frame 94.



AB-CR-80-2988-6. Exterior shell plating, port side, frames 28 to 45.



AB-CR-66-161-2. Port shell plating in way of frame 32.



AB-CR-66-161-3. Damage to port shell plating, frames 39-41.



AB-CR-80-2988-5. Exterior shell plating, port side, frames 37 to 60. Dishing between frames above waterline is Test A damage.



AB-CR-66-161-7. Port shell and superstructure, frames 65-80.

AB-CR-79-2979-9. Port side, frames 88 to 108, showing major structural failure.



AB-CR-66-161-6. Port shell, frames 90-100, the wrinkle at frame 98 appears in the starboard plating at frame 96. See, 161-10.

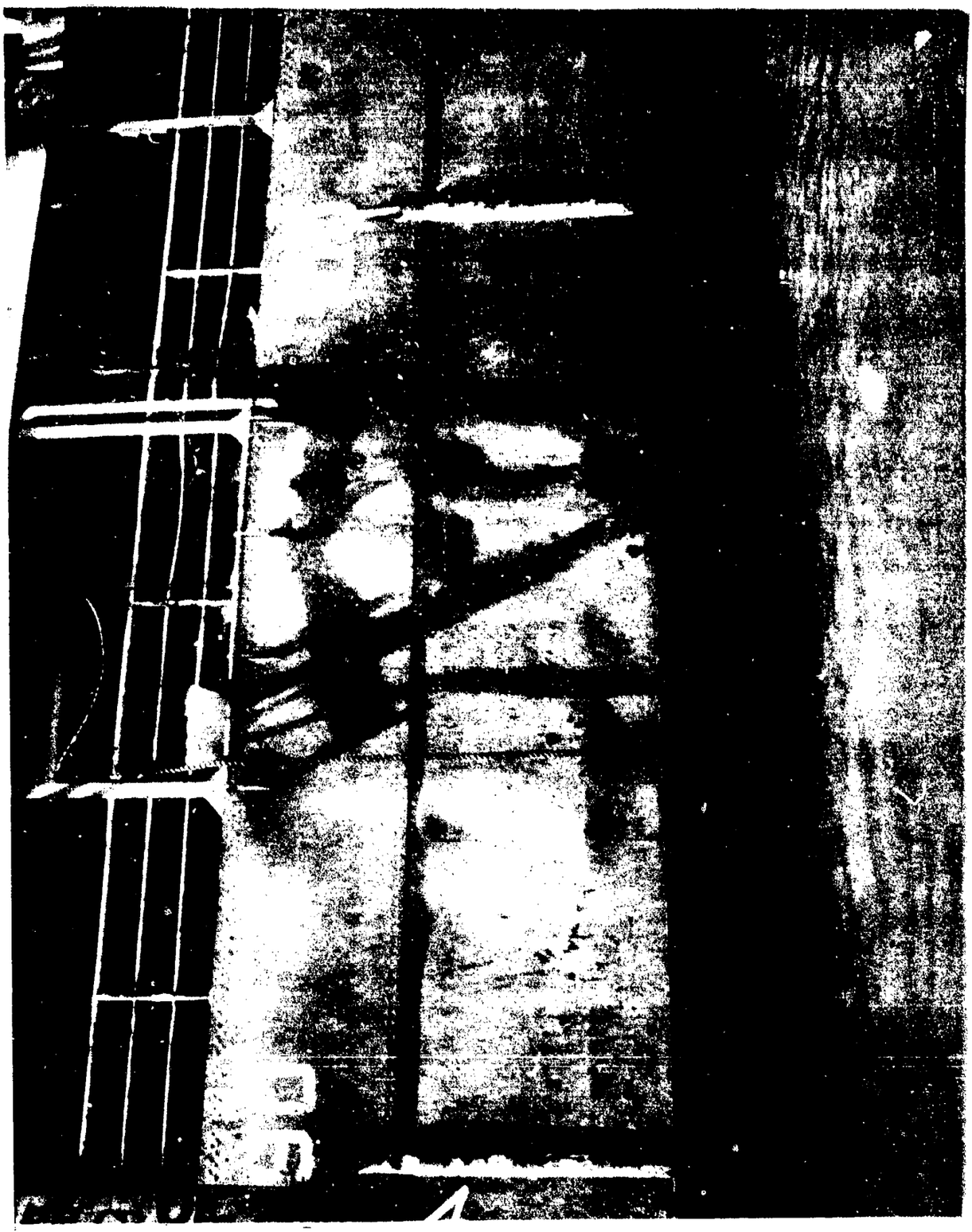

AB-CR-80-2988-4. Exterior shell plating, port side, frames 90 to 104. Note deep buckles at frames 94 and 97.



AB-CR-66-161-4. Port shell plating in way of frame 92.

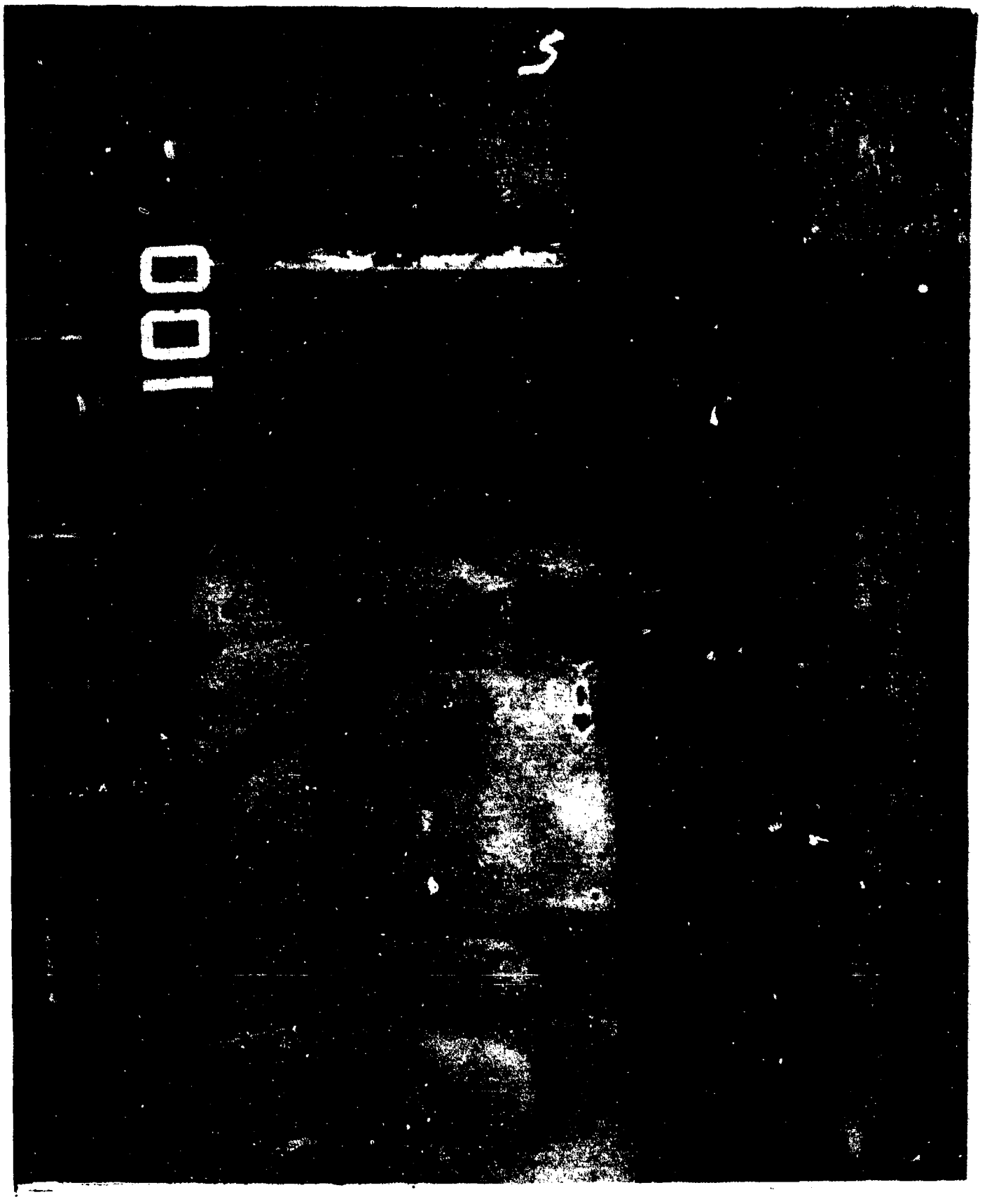

AB-CR-66-161-5. Port shell plating in way of frame 98.

AB-CR-80-2988-3. Exterior shell plating, port side, frames 100 to 112.



AB-CR-80-2988-2. Exterior shell plating, port side, frames 120 to 128.

AB-CR-80-2988-1. Wrinkled shell plating, port side, between frames 130 and 141.



AB-CR-60-1712-3. Starboard side frame 82 to 106. Major transverse wrinkle at frame 96 is partially obscured by cargo net.

AB-CR-80-2988-7. Damage to sheer strake, port side, in the vicinity of frame 10.

AB-CR-76-2527-4. Centerline stiffener on bulkhead 27 just under main deck in troop berthing, 1st platform, looking forward.

AB-CR-76-2218-10. Looking aft in troop berthing, first platform, damage to port stanchion at frame 35, and bunks.

AB-CR-76-2213-11. Troop berthing, first platform, close-up of fracture in starboard stanchion at frame 35, looking aft and to starboard.

AB-CR-76-2218-12. Troop berthing, first platform, damage to starboard stanchion and ventilation duct at frame 35, looking forward and to port.

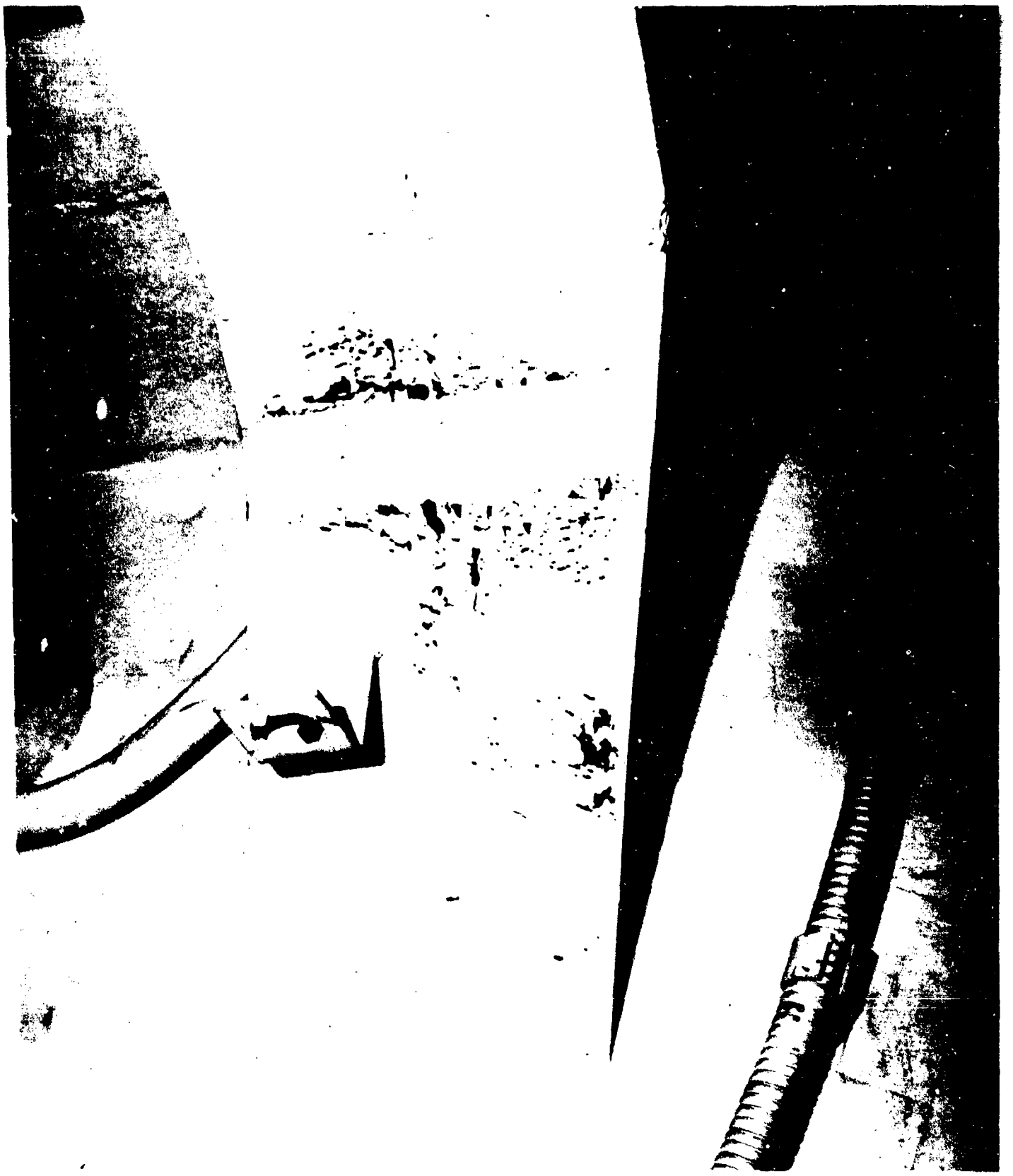

AB-CR-76-2527-1. Looking aft in troop berthing, first platform, showing stress lines in bracket flange, connection of starboard main deck longitudinal to bulkhead 40.

AB-CR-76-2527-2. Looking aft in troop berthing, first platform, showing stress lines in bracket flange, connection of port main deck longitudinal to bulkhead 40.

AB-CR-76-2527-3. Looking aft and to port in A-203A, first platform, showing damage to forward bulkhead 32 of locker and escape trunk, starboard.

AB-CR-76-2527-6. A-303-A. Looking forward and to port at after face of escape tank at frames 32-34, second platform.



AB-CR-76-2527-7. Looking aft and to port in S.D. stores, second platform, showing stress marks on starboard stanchion at frame 35 and disarrangement of bins and stores.

AB-CR-76-2527-8. Looking up and aft in S.D. stores, second platform, showing stress marks on port stanchion, frame 35.

AB-CR-76-2527-9. Looking forward along port shell, frames 25-27, in hold just above tank top showing typical dishing of shell plating.

AB-CR-80-2195-3. S.D. stores, hold, looking forward and to port at wrinkle in edge of bulkhead 40 caused by inboard movement of the shell.

AB- CR-80-2197-7. A-104LT. Looking forward on main deck from frame 55, along port side passage abreast No. 1 cargo hatch showing dishing of longitudinal bulkheads.

AB-CR-80-2197-10. A-104L. Stanchion weld failure on main deck at starboard edge of No. 1 cargo hatch, looking aft and to starboard.



AB-CR-80-2196-10. No. 1 cargo hatch area, main deck, damage to web of column under starboard edge of hatch aft of frame 40, looking to starboard.



AB-CR-80-2196-12. No. 1 cargo hatch area, main deck. Buckle in bulkhead 56 and column web, starboard side looking aft and inboard.

AB-CR-80-2197-9. A-104-L. Looking forward and to starboard in crew and troop berthing, main deck, starboard, frames 50-56, showing disarrangement of lockers and berths, and damage to ventilation ducts.



AB-CR-80-2197-12. A-104L. Looking aft on main deck in crews berthing area to starboard of No. 1 cargo hatch showing ventilation duct damage.



AB-CR-76-2218-7. Forward hold, view of disarray in crews berthing space, A-104-L, starboard side of main deck, looking aft and somewhat to port toward bulkhead 56.

AB-CR-76-2218-8. Looking aft, down and to port into forward hold, A-5A, from main deck level. Note shifted ballast of concrete blocks.



AB-CR-80-2195-1. No. 1 cargo hold, first platform level, looking forward from starboard side of hatch at wrinkle in bulkhead 40.



AB-CR-80-2196-11. No. 1 cargo hatch area, buckle in bulkhead 40 just below main deck showing inboard movement of port shell plating, looking forward and to port.

AB-CR-80-2195-2. No. 1 cargo hold, looking aft along first platform toward bulkhead 56 showing failure of ventilation duct hangar connections, and deflection of deck between girders.

AB-CR-80-2195-6. Damage to web column in No. 1 hold in way of starboard edge of cargo hatch, just forward of bulkhead 56, in Co2 bottle stowage, looking aft and to starboard.

AB-CR-80-2195-4. No. 1 cargo hold, looking forward along port shell between frames 45 and 47 showing slight dishing of plating between frames.



AB-CR-80-2195-5. No. 1 cargo hold, looking to port between frames 49 and 56 showing shell plating dished between frames.

AB-CR-80-2196-1. Garbage disposal room, main deck, starboard side, frames 56 to 59, showing buckling of transverse and longitudinal bulkhead, looking forwa. d and inboard.



AB-CR-80-2196-6. B-102L. Bent stanchion at after starboard corner of ships service store, main deck, frame 62, looking forward and to port.

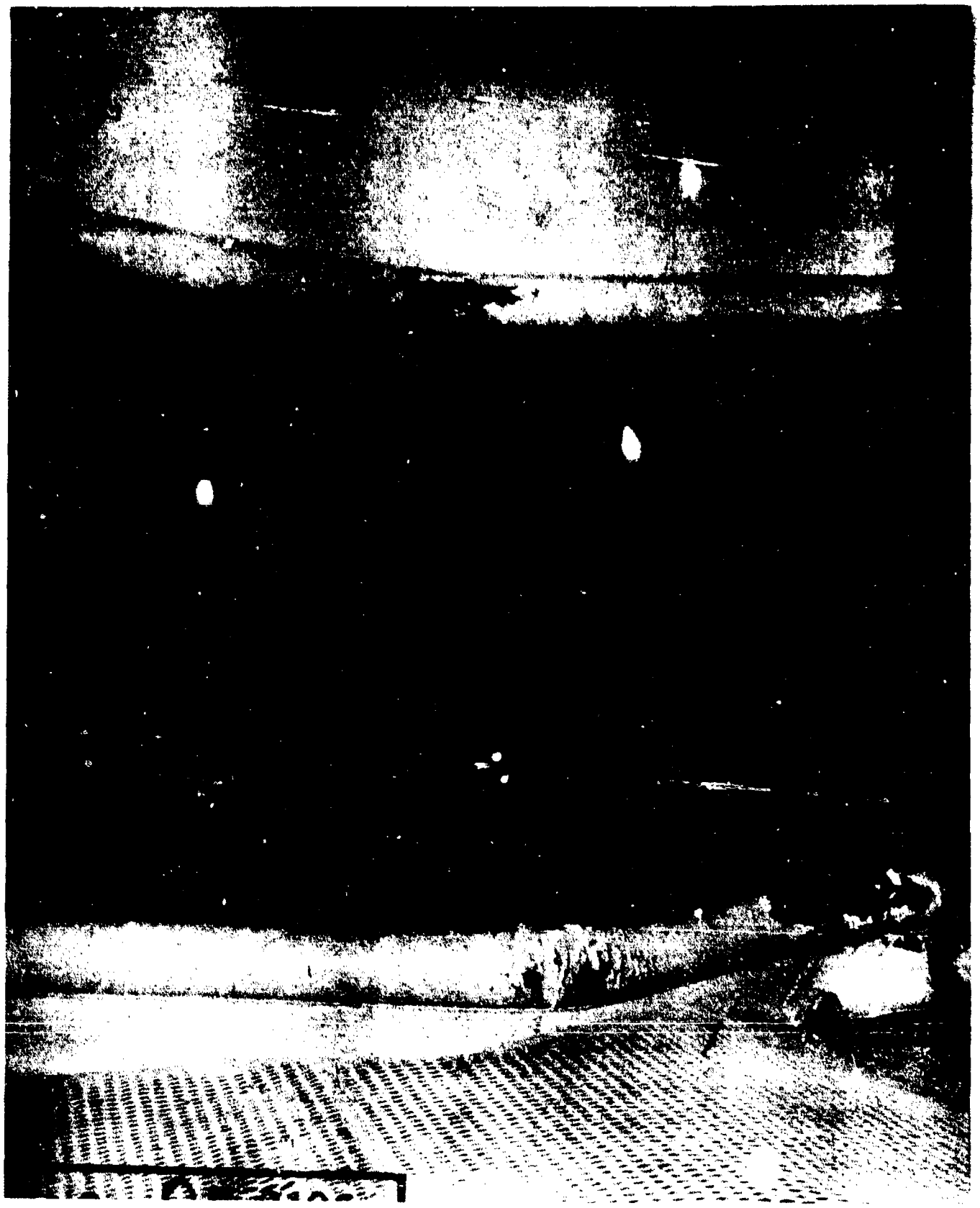

AB-CR-80-2196-2. B-102L. Crew and troop mess, main deck, buckling of bulkhead 68 looking aft in port passage.

AB-CR-80-2196-3. B-102L. Crew and troop mess, main deck, buckling of bulkhead 68 and door to light lock, looking aft and to port in port passage.



AB-CR-80-2196-5. B-102L. Buckled bulkhead and stanchions at frame 68, main deck, looking forward on port side just aft of scullery.

AB-CR-66-161-1. Buckling of bulkheads on main deck in crew and troop messing area looking inboard from starboard companionway at frame 67-68.



AB-CR-68-1689-11. Troop's mess, main deck, looking forward and to port showing damage to bulkhead 68 in way of port passageway.

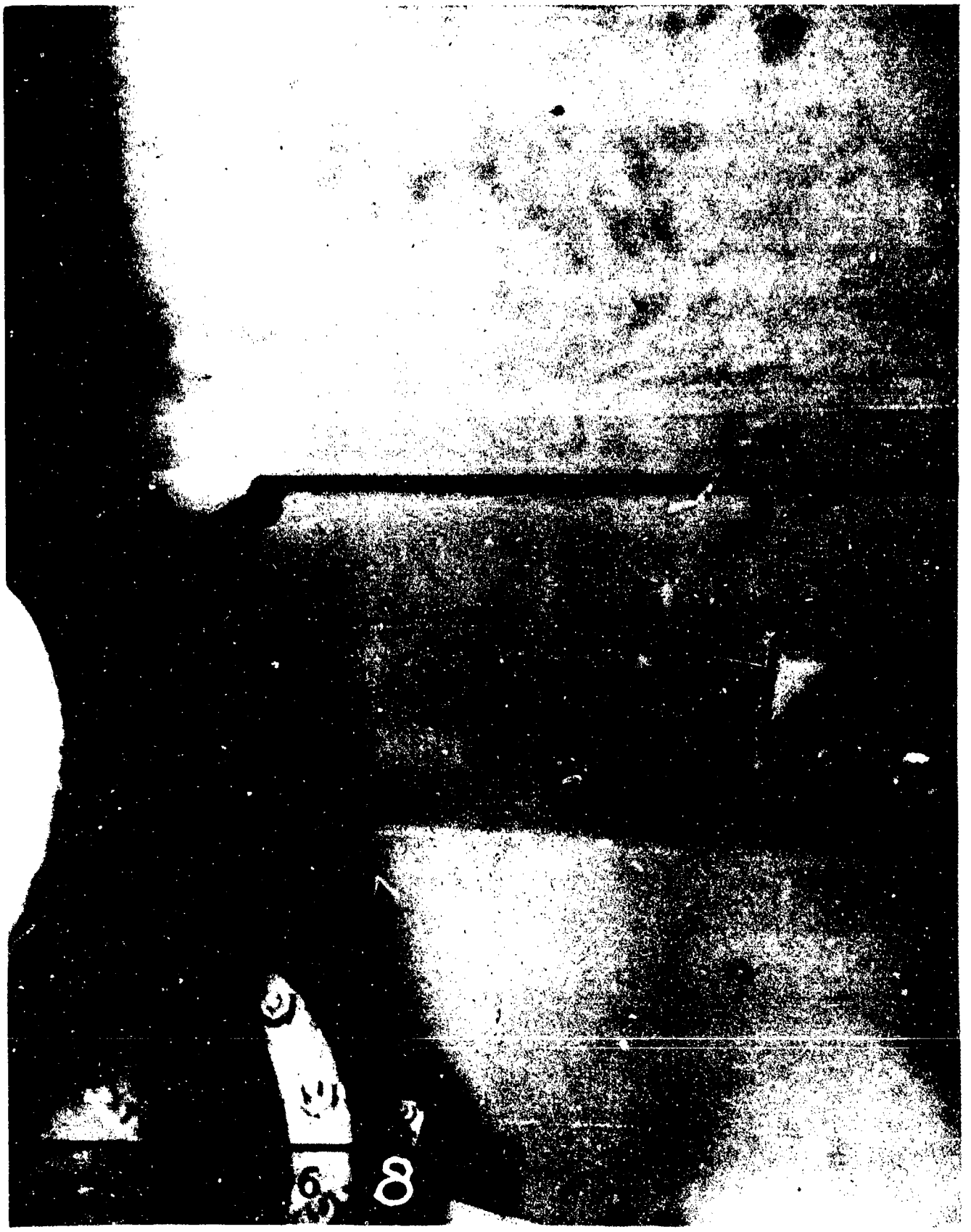

AB-CR-80-2196-8. B-102L. Main deck, crew and troop mess. Damage to starboard longitudinal bulkhead, frames 56-57, looking forward and to starboard.



AB-CR-80-2196-7. B-102L. Main deck, in crew and troop mess, starboard longitudinal bulkhead, frames 56-60, looking forward and to starboard.



AB-CR-80-2196-9. B-102L, crew and troop mess, main deck. Damage to starboard bulkhead and companionway enclosure, frame 63-64, looking aft.



AB-CR-68-1689-10. Troop's mess, main deck, looking aft at damage to bulkhead 83, starboard.



AB-CR-68-1689-12. Troop's mess, main deck looking aft along port passageway, showing damage to bulkhead 83.

USS FALLON (APA79)



AB-CR-68-1789-4. Galley, main deck, looking to starboard, showing damage to stanchion at frame 88.

AB-CR-68-1789-3. Galley, main deck, looking to starboard, showing damage to web frame 93 and buckled stanchion.

AB-CR-80-2987-6. Damaged bulkhead, port side of main deck at frame 93. Note door blown off escape trunk, B-205-3MT, with door lying on deck.

AB-CR-80-2987-11. B-205-3MT, escape trunk at frame 92, port side of main deck, looking into trunk through damaged door frame. Deep wrinkle is in bulkhead 93.

AB-CR-80-2195-7. Looking to port on first platform in athwartship passage, frames 66 to 68, showing dishing of forward bulkhead of forward machinery room and damage to provision issue room expanded metal bulkhead.

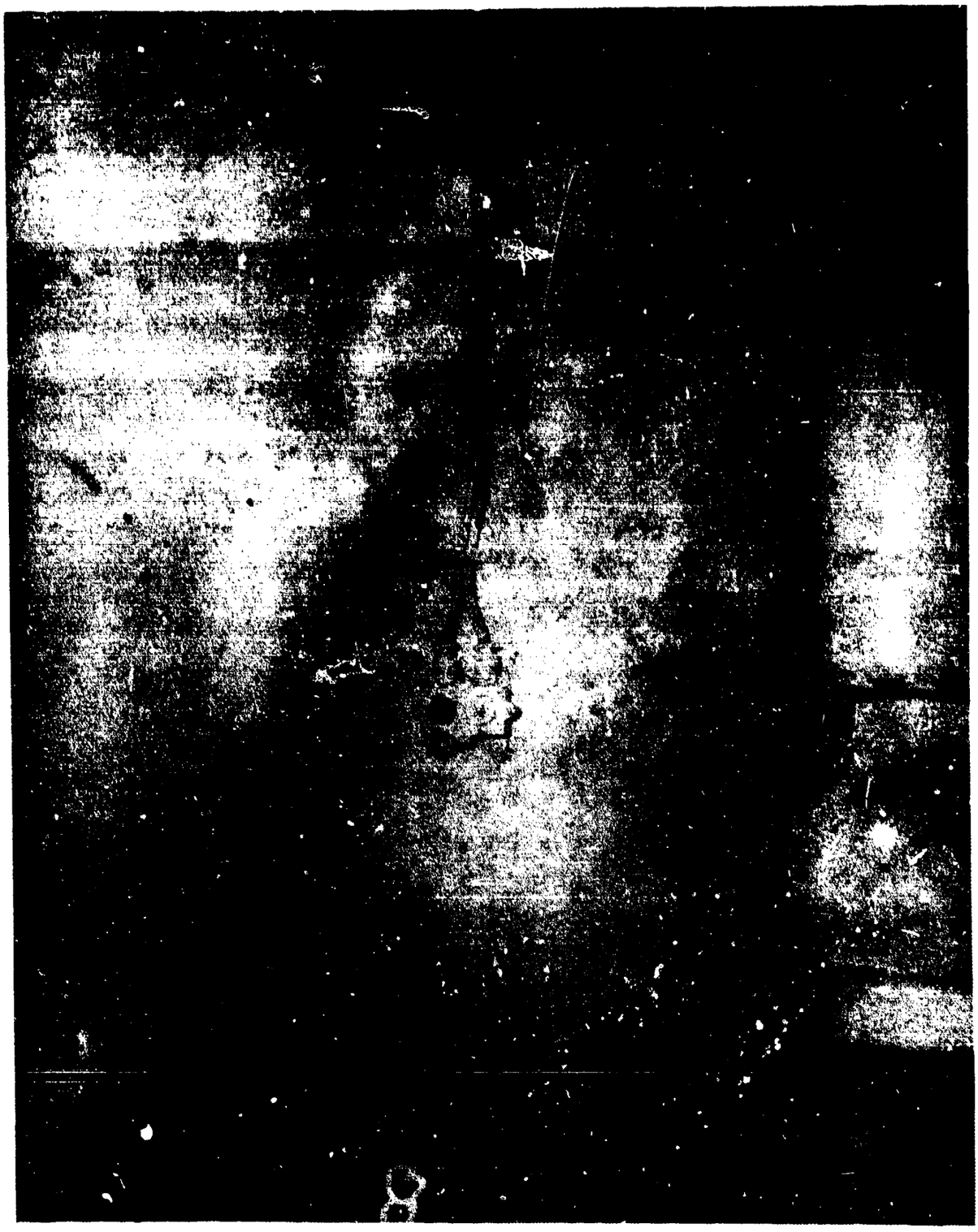

AB-CR-80-2195-8. Buckling of longitudinal bulkhead in passage just forward of bulkhead 68, second platform, starboard side looking outboard.



AB-CR-82-4227-8. Forward engine room, looking forward at starboard pillar under transverse main deck beam at frame 76, showing stress lines in paint. See 4227-9.



AB-CR-82-4227-9. Forward engine room, looking aft at starboard pillar under transverse main deck beam at frame 76, showing stress lines in paint.



AB-CR-82-4227-10. Forward engine room, buckled brackets connecting side frames 80 and 81, starboard side, to main deck beams.



AB-CR-82-4227-11. Forward engine room, buckled brackets connecting side frames 78 and 79, starboard side, to main deck beams.

AB-CR-82-4227-7. Forward engine room, damage to starboard forward tank under main deck.



AB-CR-68-1789-7. After side of bulkhead 83, in ships store stores at first platform level, looking to starboard from port.

AB-CR-68-1789-8. Damage to stanchion and expanded metal bulkheads, frame 88, port side of first platform in ships store stores.

AB-CR-82-4228-5. After engine room, buckle in port shell plating at frame 95 and 96 between main deck and workshop platform, looking aft and outboard.



AB-CR-82-4228-6. After engine room, electrical workshop, port side, showing buckle in platform between frames 95 and 96, looking forward and outboard. Damage to shell longitudinal at right of upper center is same damage shown in 4228-5.

AB-CR-82-4227-12. After engine room, frame 96, starboard, looking forward and outboard at dished shell plating below main deck.



AB-CR-82-4228-7. After engine room, indications of stress in centerline pillar under main deck transverse girder at frame 101.



AB-CR-82-4228-3. After engine room, indications of stress in port pillar under transverse main deck girder at frame 101.

AB-CR-82-4228-8. After engine room, indications of stress in main deck transverse girder at frame 101 at connection to port longitudinal girder looking aft and to port.

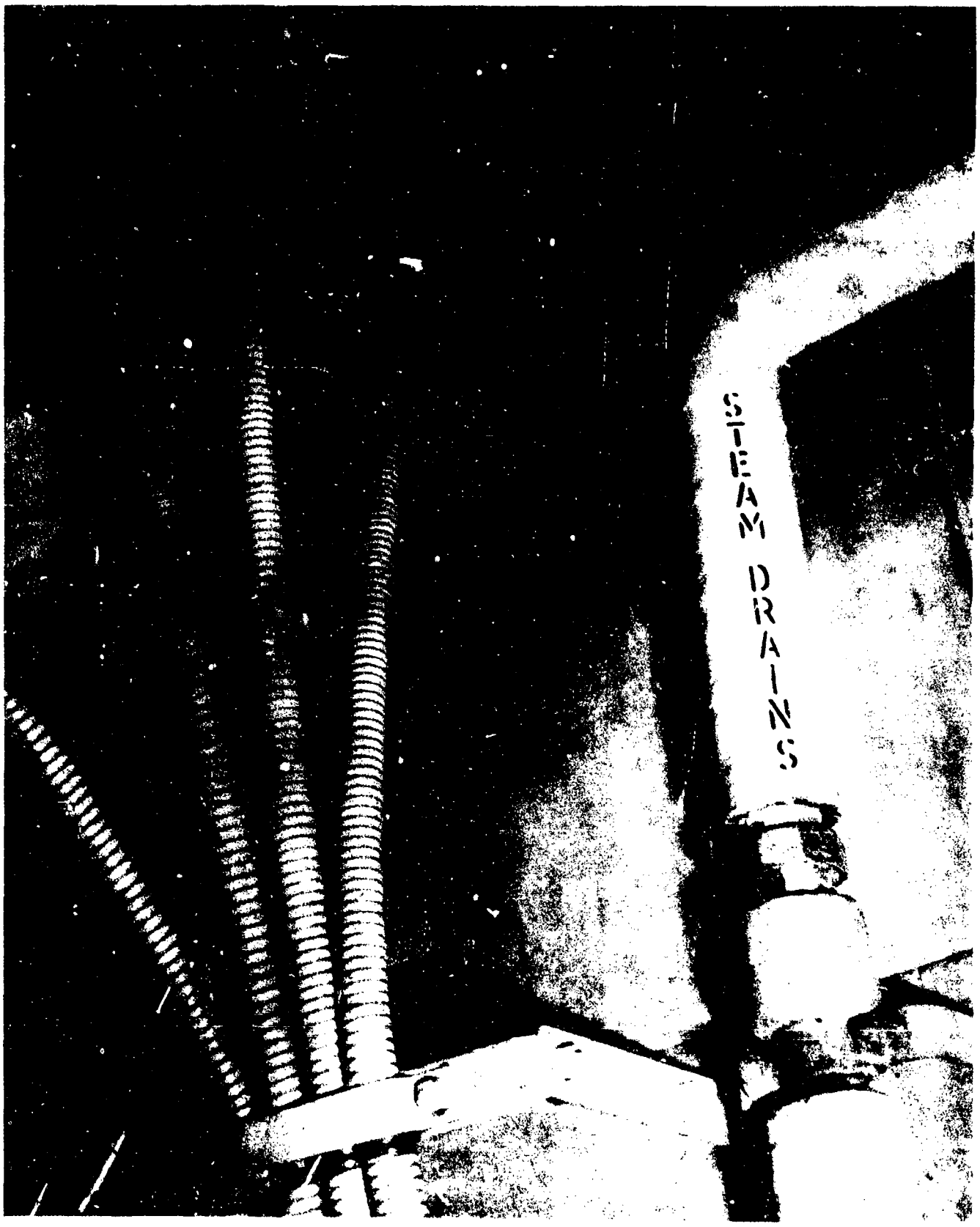

AB-CR-82-4228-2. After engine room, damage to starboard bulkhead settling tanks, looking aft to port and upward.

AB-CR-82-4228-4. After engine room, damage to port forward settling tank under main deck and to ventilation duct looking to starboard.



AB-CR-80-2987-8. No. 2 cargo hatch area, looking aft and to port from about frame 110, starboard side on main deck.

AB-CR-66-142-7. Damaged air craft in No. 2 hold, showing debris in No. 2 hold after pumping down.

AB-CR-76-2083-5. Compartment C-101-L. Cracked weld at connection of starboard upper deck longitudinal girder to bulkhead 124, looking forward, up, and to port from main deck.

AB-CR-76-2083-11. C-101-L. Troop berthing cracked weld at connection of starboard upper deck longitudinal girder to bulkhead 124, looking forward, upward, and to starboard from main deck.

AB-CR-76-2083-10. C-101-L. Troop berthing stress lines in paint at connection of port upper deck longitudinal to bulkhead 124, looking upward and forward.

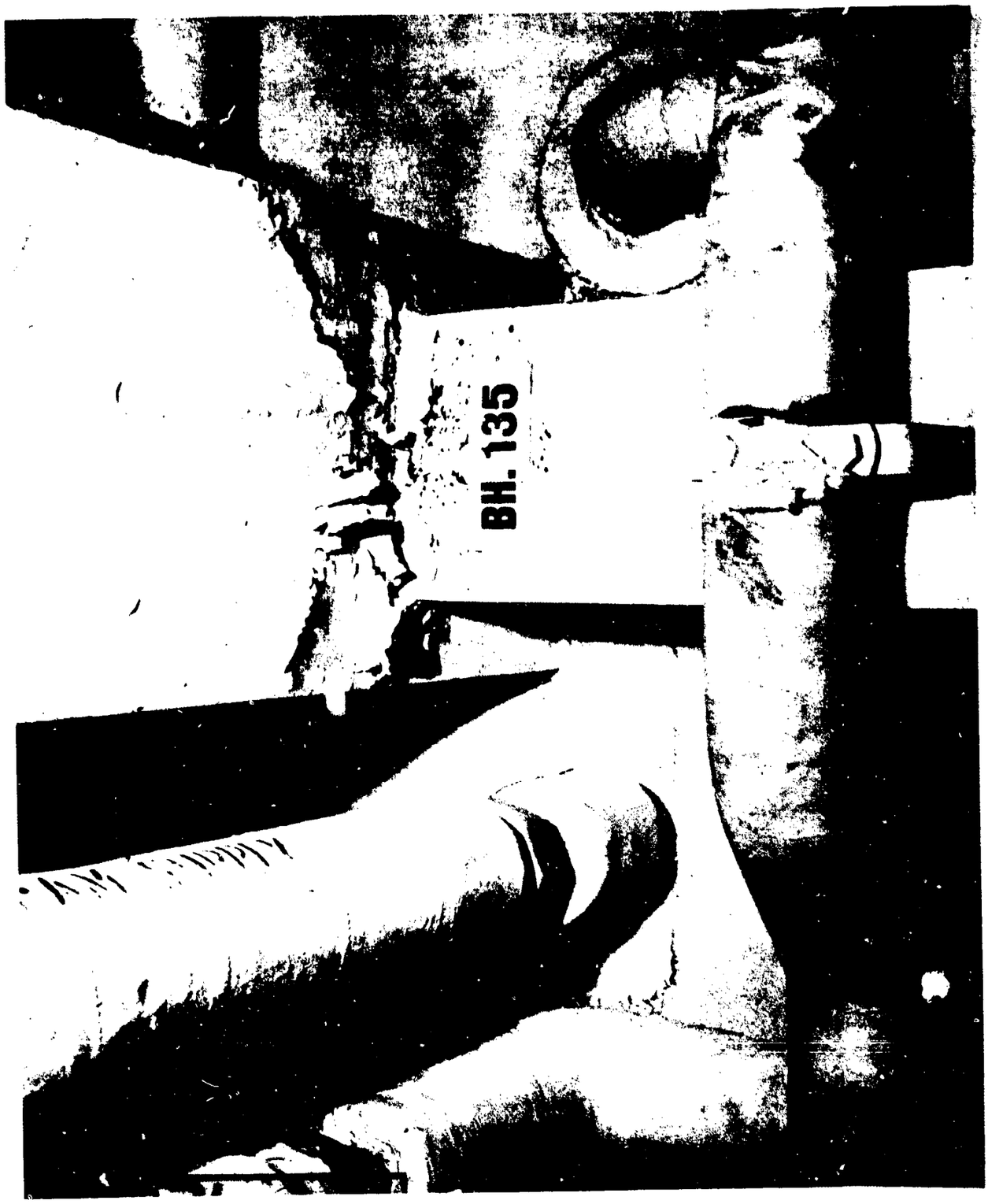

AB-CR-76-2083-6. C-101-L. Troop berthing, looking aft and up at strained connection of port upper deck longitudinal to stiffener on bulkhead 135.

AB-CR-76-2083-7. C-101-L. Troop berthing, looking to starboard at strained connection of port upper deck longitudinal to bulkhead 135. Note lueders lines etched in paint on web at upper left of photo.

AB-CR-76-2083-8. C-101-L. Troop berthing, wrinkle in panel of bulkhead 135, port side, looking upward and to port. Piping at lower left appears at lower right of 2083-7.

AB-CR-76-2083-9. C-101-L. Troop berthing, wrinkle in bulkhead 135, port side looking aft, upward and to port. Connection at upper center is same showing in 2083-6 and 7. Note stress lines in web of bulkhead stiffener.

AB-CR-76-2084-1. C-101-L. Troop berthing, stress lines in paint on bulkhead 135 and bulkhead stiffener on starboard side in way of starboard upper deck longitudinal, looking to starboard, aft and upward.



AB-CR-76-[illegible]084-2. C-101-L. Troop berthing, looking to port at strained connection of starboard upper deck longitudinal to bulkhead 135, showing stress lines in paint

AB-CR-76-2083-12. C-101-L. Troop berthing, strained connection of starboard upper deck longitudinal girder at stiffener on bulkhead 135, looking aft and upward.

AB-CR-76-2084-11. C-201-L. Troop berthing, looking upward and forward at strained connection of starboard main deck longitudinal to bulkhead 124.



AB-CR-76-2218-2. C-201-L. Troop berthing, strained connection of port main deck longitudinal girder to bulkhead 124, looking upward and to port.



AB-CR-76-2084-5. C-201-L. Troop berthing, looking aft and upward from first platform at strained connection of port main deck longitudinal girder and stiffener on bulkhead 135.

AB-CR-76-2084-6. C-201-L. Looking to starboard and aft at strained connection of port main deck longitudinal girder to bulkhead 135, showing stress lines in web of girder.

AB-CR-76-2084-7. C-201-L. Troop berthing, looking aft and upward at strained connection of starboard main deck longitudinal girder to bulkhead 135.



AB-CR-76-2084-8. C-201-L. Troop berthing, looking to port and aft at strained connection of starboard main deck longitudinal girder to bulkhead 135.

AB-CR-76-2084-9. C-201-L. Troop berthing, stanchion at mid-compartment under starboard longitudinal girder lifted from first platform. (See 2084-10.)

AB-CR-76-2084-10. C-201-L. Troop berthing, buckled stanchions at mid-compartment under starboard longitudinal girder, looking forward and starboard. Note collapsed condition of bunks in this space and stanchion torn loose from deck.

AB-CR-76-2084-12. C-201-L. Troop berthing, buckled stanchion at mid-compartment under port longitudinal girder, looking aft and to port. Stanchion has pulled away from girder.

AB-CR-76-2218-1. C-201-L. Detail of stanchion failure under port main deck longitudinal girder at frame 129.

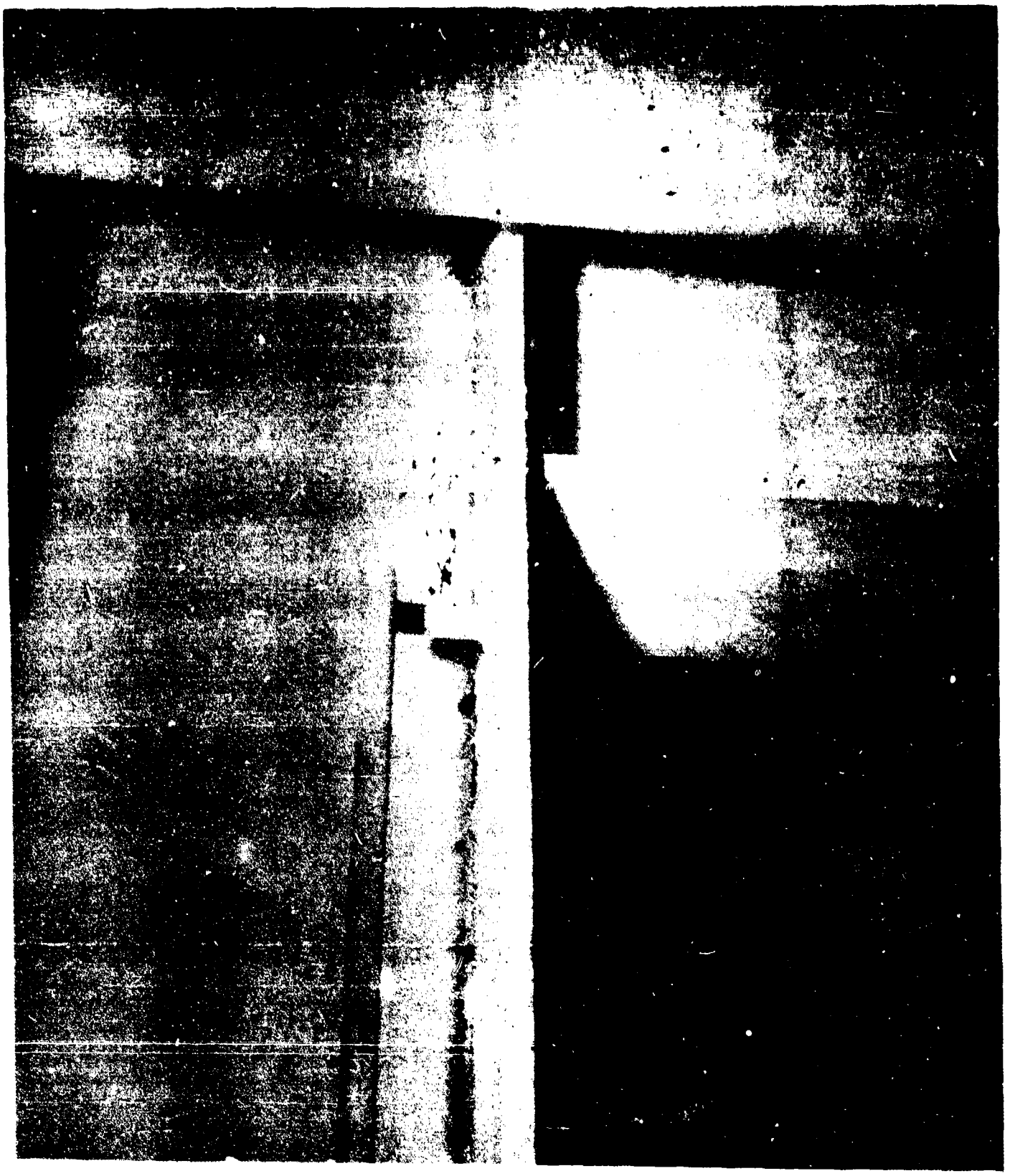

AB-CR- 6-2218-4. C-301-A. S.D. stores, stress lines in web of port first platform longitudinal girder at connection to bulkhead 135.

AB-CR-76-2218-5. C-301-A. S.D. stores indication of strain in stanchion under port longitudinal girder at frame 129.

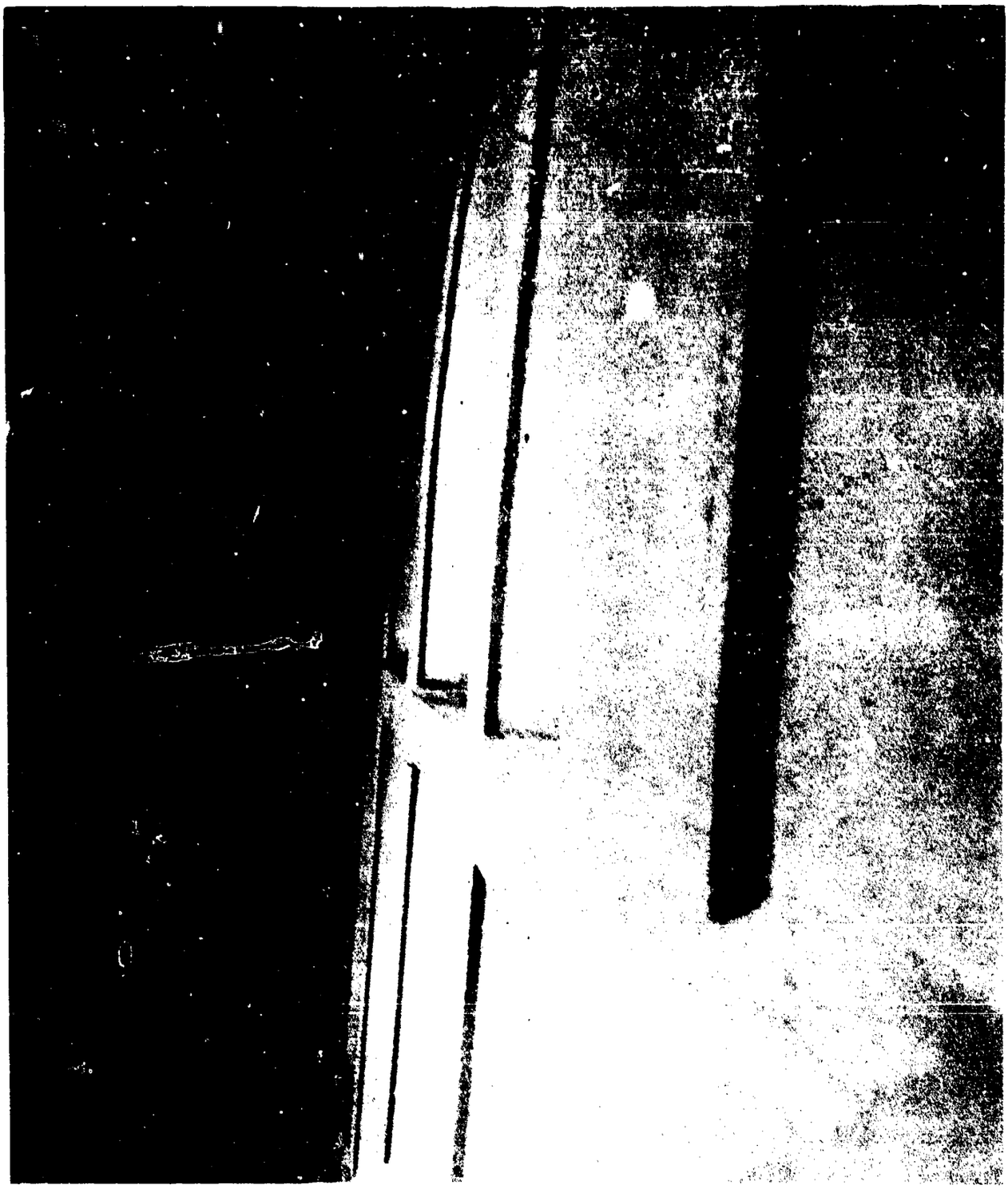

AB-CR-76-2218-3. C-201-L. Troop berthing, deflection of port shell plating between main deck and first platform, looking aft toward bulkhead 135.



AB-CR-100-4206-2. Steering gear room, strained main deck transverse beam over centerline stanchion, frame 157.

AB-CR-76-2218-9. A-103-3L. C.P.O. berthing, main deck, starboard side, looking forward and to port at damaged joiner bulkhead under starboard upper deck longitudinal girder, frame 35.



AB-CR-80-2196-4. B-102L. Damage to expanded metal bulkhead 65 at forward side of scullery, main deck, looking aft and to starboard.

AB-CR-66-2880-10. B-102L. Main deck, galley, frame 88, looking to starboard and forward.



AB-CR-66-2880-12. B-102-L. Port side of galley, main deck frame 86, looking forward.



AB-CR-66-2880-11. Port passageway, main deck, looking forward from frame 88, showing damage to joiner bulkheads.



AB-CR-66-2881-1. Port passageway, main deck, looking forward from frame 89 towards crews mess.



AB-CR-68-1789-1. Bakery, main deck, frames 100-104, general view looking to starboard.

AB-CR-80-2987-7. No. 2 cargo hatch area, looking aft on starboard side toward bulkhead 124 on main deck level.



AB-CR-76-2083-4. No. 2 cargo hatch area, main deck, port side, frame 110, damage to joiner bulkhead.



AB-CR-76-2218-6. C-301-A. S.D. stores, expanded metal bulkhead damaged by shifted cargo, looking forward and to port.



AB-CR-68-1789-6. Damaged door and bulkhead at escape trunk B-205-3MT frame 92, port side of main deck, looking aft from frame 89. Note door lying on deck.

AB-CR-76-2527-5. S.D. stores, second platform looking to port from access at frame 32, centerline.



AB-CR-68-1789-2. B-102-L. Galley, main deck, looking to starboard and aft from frame 97, showing damage to equipment.

AB-CR-80-2197-8. A-104L. Looking forward and inboard on main deck, port side, in crews berthing, showing disarrangement of berths and damage to ventilation ducts. (Other side of joiner bulkhead appears in 2197-7.)

AB-CR-76-2083-2. General disorder in crews berthing space on main deck port side abreast No. 2 hatch.

AB-CR-76-2083-1. Fragment in fallen locker under No. 2 hatch, main deck starboard.



AB-CR-80-2987-5. Laundry, first platform, port side, looking forward from about frame 165.



AB-CR-82-4228-1. After engine room, general disorder in electrical workshop, port side, looking aft.

AB-CR-76-2527-10. View of fuel oil flooding in S.D. stores in hold, starboard, just forward of bulkhead 40. Apparent cause of flooding is piping leakage or leaking inner bottom manhole cover.

S-48-6. Buckled plating, port side near frame 95.



S-43-10. Deformed plating, starboard side frame 95.



S-47-30. Deep buckle in plating near frame 95, starboard side.

S-47-31. Buckles in plating and temporary patch near frame 95, bottom, starboard side.



S-46-18. Rudder and port shaft strut.



AB-CR-68-1789-9. Ventilation duct damage on main deck, starboard side of crews mess hall, looking aft from about frame 70.

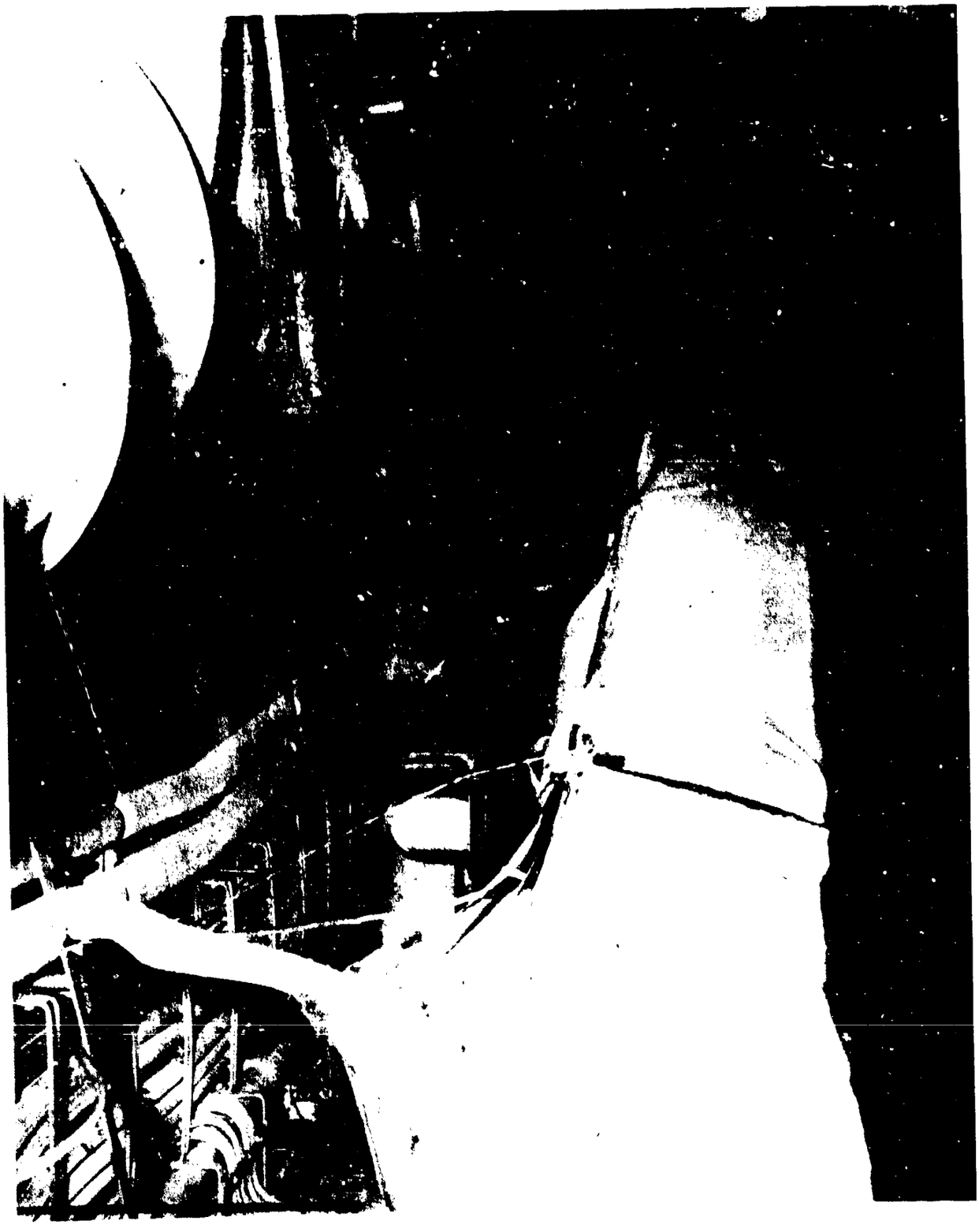

AB-CR-68-1689-9. Troop's mess, main deck, looking forward from frame 80, on starboard side, showing damage to ventilation duct.

AB-CR-82-4227-6- No. 1 fireroom.

AB-CR-234-1692-8. Forward, starboard, outboard winch foundation, broken electrical cables shown.



AB-CR-234-1692-11. After starboard winch foundation, broken electrical cables shown.

AB-CR-234-1692-9. Forward, port, outboard winch foundation, broken electrical cables shown.

AB-CR-234-1692-10. Forward, inboard winch foundation.

AB-CR-234-2099-2. No. 3 davit, forward head and strongback, looking aft.



AB-CR-234-2099-4. No. 1 davit, forward tracking, looking forward.



AB-CR-234-1692-12. After deck house, steering stand.



AB-CR-234-2099-5. Gasoline hoist.

AB-CR-100-4206-3. View of damage port side of wheelhouse showing radar power transformer and PPI scope selector switch. Dislodged from mountings.

AB-CR-100-1791-7. View of after side of distorted bulkhead and stanchion at frame 68 starboard. RBO speaker amplifier remained in place, although one mounting bolt failed.



AB-CR-100-4206-5. View of general damage in C.I.C.



AB-CR-100-4206-12. Showing shock damage in radio central.



AB-CR-100-4206-6. View of general damage in C.I.C.

AB-CR-100-4206-7. View of general damage in C.I.C.

AB-CR-100-4206-10. View of general damage in radio central.



AB-CR-100-1791-11. View of damage in after radio room.



AB-CR-100-1791-10. Overhead view of cargo winch controller panel showing contactor coil displaced.



AB-CR-100-4206-11. View of general damage in radio central.

AB-CR-100-1791-3. Showing port forward cargo winch moved inboard off it's foundation breaking power supply and control cables.



AB-CR-100-1791-12. View of damage in after radio room.



AB-CR-100-4206-8. View of general damage in radio central.



AB-CR-100-4206-1. Starting batteries for emergency diesel generator in lead-lined tray, thrown off angle-iron foundation.

AB-CR-100-1791-5. Front view, looking aft, showing arc chutes of anchor windlass controller panel laying on deck.



AB-CR-100-4206-9. View of general damage in radio central.



AB-CR-100-1791-9. Damaged drinking fountain located at frame 65 main deck starboard, showing extent of shock and blast pressure in this area.

AB-CR-100-1791-1. Radio supply batteries located starboard after wing of navigation bridge. View looking aft.



AB-CR-79-2979-6. Wreckage of Gyro batteries located in the C.I.C. room.



AB-CR-79-2979-4. Vertical view showing wreckage of master gyro compass.

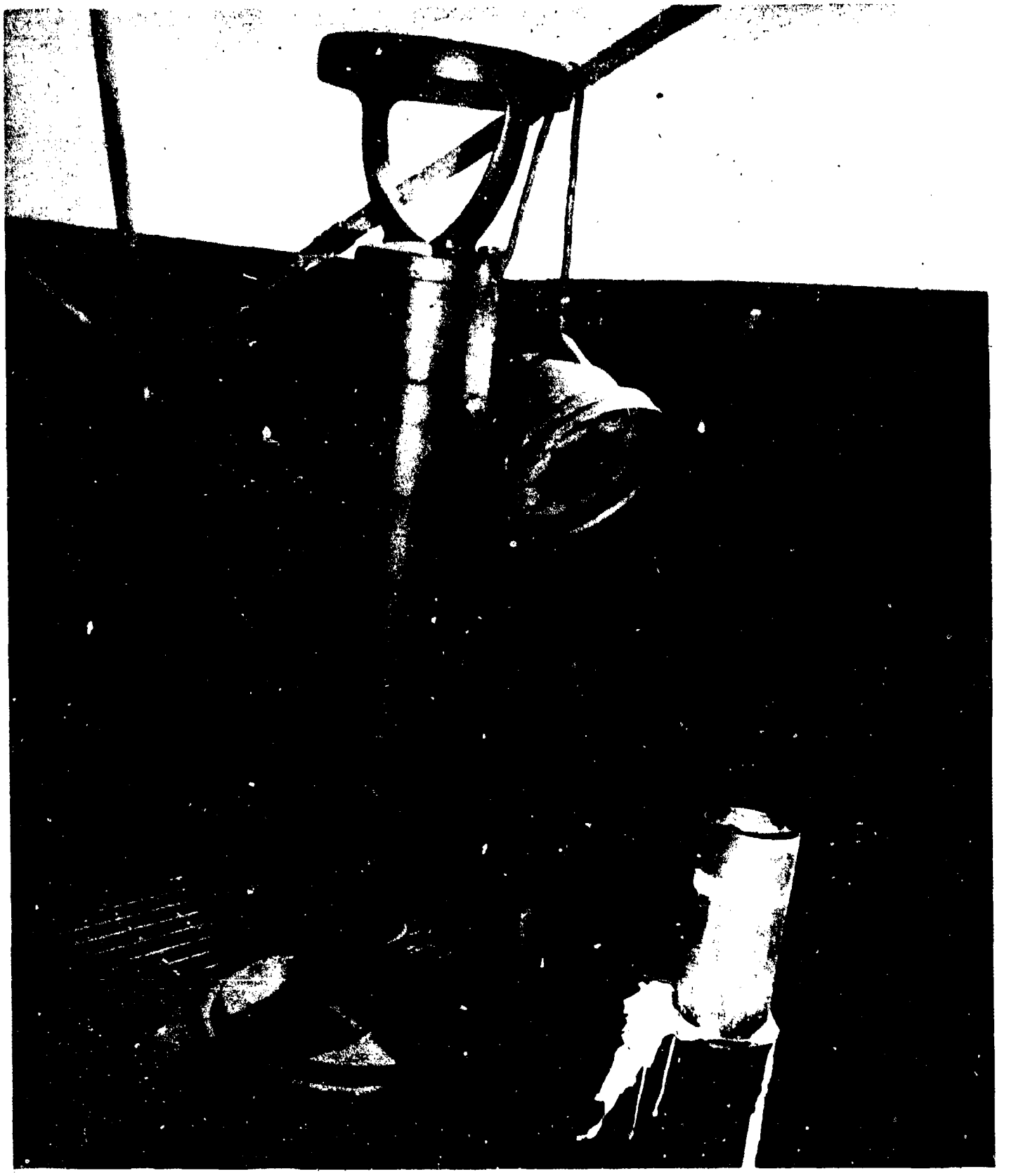

AB-CR-100-1791-2. Port pelorus navigation bridge. Showing binnacle ring and repeated detached from pelorus stand.



AB-CR-79-2979-5. Side view showing wreckage of master gyro compass.

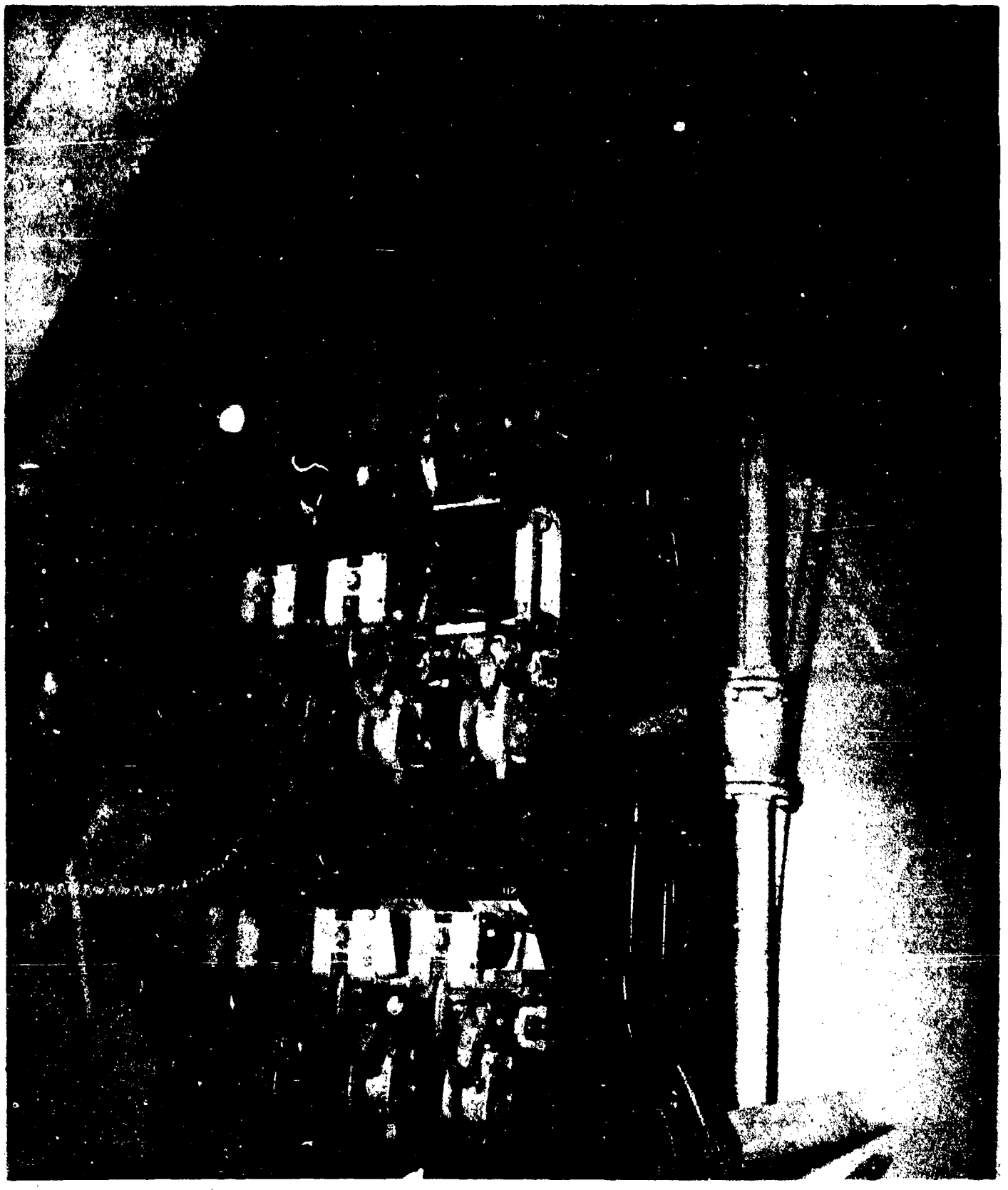

AB-CR-100-1791-4. Front view of anchor windlass control panel, showing arc chutes missing from controllers.



AB-CR-100-1791-6. View showing vertical cable run intact on distorted bulkhead. Frame 83 port side.

Defense Special Weapons Agency
6801 Telegraph Road
Alexandria, Virginia 22310-3398

TRC

18 April 1997

MEMORANDUM FOR DEFENSE TECHNICAL INFORMATION CENTER
ATTENTION: OMI/Mr. William Bush (Security)

SUBJECT: Declassification of Reports

The Defense Special Weapons Agency has declassified the following reports:

AD-366588	XRD-203-Section 12
AD-366589	XRD-200-Section 9
AD-366590	XRD-204-Section 13
AD-366591	XRD-183
AD-366586	XRD-201-Section 10
AD-367487	XRD-131-Volume 2
AD-367516	XRD-143
AD-367493	XRD-142
AD-801410L	XRD-138
AD-376831L	XRD-83
AD-366759	XRD-80
AD-376830L	XRD-79
AD-376828L	XRD-76
AD-367464	XRD-106
AD-801404L	XRD-105-Volume 1
AD-367459	XRD-100

TRC 18 April 1997

Subject: Declassification of Reports

AD-801406L ✓ XRD-114.

In addition, all of the cited reports are now **approved for public release; distribution statement "A" now applies.**

Ardith Jarrett

ARDITH JARRETT
Chief, Technical Resource Center