

UNCLASSIFIED

AD NUMBER

AD374321

CLASSIFICATION CHANGES

TO: UNCLASSIFIED

FROM: CONFIDENTIAL

LIMITATION CHANGES

TO:  
Approved for public release; distribution is unlimited.

FROM:  
Controlling DoD Organization: Defense Advanced Research Projects Agency, Arlington, VA 22203.

AUTHORITY

DARPA ltr 10 May 1983 ; DARPA ltr 10 May 1983

THIS PAGE IS UNCLASSIFIED

UNCLASSIFIED

AD NUMBER

AD374321

CLASSIFICATION CHANGES

TO:

CONFIDENTIAL

FROM:

SECRET

AUTHORITY

31 Mar 1978, DoDD 5200.10 Group-3

THIS PAGE IS UNCLASSIFIED

AD- 374321

**SECURITY REMARKING REQUIREMENTS**

**DOD 5200.1-R, DEC 78**

**REVIEW ON 28 MAR 86**

UNCLASSIFIED

AD 374321

CLASSIFICATION CHANGED  
TO: UNCLASSIFIED  
FROM: CONFIDENTIAL  
AUTHORITY: DARPA

17r, 10 MAY 83



UNCLASSIFIED

# **SECURITY**

---

# **MARKING**

**The classified or limited status of this report applies to each page, unless otherwise marked.**

**Separate page printouts MUST be marked accordingly.**

---

THIS DOCUMENT CONTAINS INFORMATION AFFECTING THE NATIONAL DEFENSE OF THE UNITED STATES WITHIN THE MEANING OF THE ESPIONAGE LAWS, TITLE 18, U.S.C., SECTIONS 793 AND 794. THE TRANSMISSION OR THE REVELATION OF ITS CONTENTS IN ANY MANNER TO AN UNAUTHORIZED PERSON IS PROHIBITED BY LAW.

NOTICE: When government or other drawings, specifications or other data are used for any purpose other than in connection with a definitely related government procurement operation, the U.S. Government thereby incurs no responsibility, nor any obligation whatsoever; and the fact that the Government may have formulated, furnished, or in any way supplied the said drawings, specifications, or other data is not to be regarded by implication or otherwise as in any manner licensing the holder or any other person or corporation, or conveying any rights or permission to manufacture, use or sell any patented invention that may in any way be related thereto.

374321

SECRET

SECRET



# FOREST FIRE RESEARCH


## Final Report - Phase 1

### NOTICE

This document has been withdrawn from the DDC bulk storage. It is the responsibility of the recipient to promptly mark it to indicate the reclassification action shown hereon.

DDC

JUL 29 1966



AD 13

DDC FILE COPY



### Volume 2

## Requirements for a means of Destroying Forest/Jungle Growth by Fire

DDC CONTROL NO 63232

U.S. Department of Agriculture  
Forest Service

GP-3  
DOWNGRADED AT 12 YEAR INTERVALS; NOT AUTOMATICALLY DECLASSIFIED. DOD DIR 5200.10

Copy 7 of 200 Copies



SECRET

ACCESSION for	
CFSTI	<input type="checkbox"/>
DRG	<input checked="" type="checkbox"/>
US ARMY	<input type="checkbox"/>
US NAVY	<input type="checkbox"/>
US AIR FORCE	<input type="checkbox"/>
US MARINE CORPS	<input type="checkbox"/>
US COAST GUARD	<input type="checkbox"/>
US AIR FORCE RESERVE	<input type="checkbox"/>
US NAVY RESERVE	<input type="checkbox"/>
US AIR FORCE RETIRED	<input type="checkbox"/>
US NAVY RETIRED	<input type="checkbox"/>
US AIR FORCE RETIRED	<input type="checkbox"/>

9

6 FOREST FIRE RESEARCH,  
Requirements for a Means of Destroying  
Forest/Jungle Growth by Fire.

Volume II.  
Appendices [21] 8

9 Final Report. ~~Phase I~~ JAN-MAR 66  
on Phase 1,

10 Jay R. Bentley,  
Craig C. Chandler,  
George R. Furnival,  
Melvin K. Hull  
Stephen S. Sackett.

~~Alan R. Taylor~~

Not to be  
classified in any  
manner by law.

11 Mar 66,

12 225p.

AD-374 321

Do not  
classify  
in any  
manner to  
be  
classified  
by law.

ORIGINAL CONTAINS COLOR PLATES: ALL DDC  
REPRODUCTIONS WILL BE IN BLACK AND WHITE.  
ORIGINAL MAY BE SEEN IN DDC HEADQUARTERS.

U. S. Department of Agriculture - Forest Service  
Sponsored by  
Advanced Research Projects Agency  
Remote Area Conflict

15 ARPA Order No. 818

DOWNLOADED AT 12 YEAR  
INTERVALS AUTOMATICALLY  
SECTION 5045 DOD OF 50019



SECRET

141750

James

INDEX - VOLUME II

*CONTENTS:*

	<u>Page</u>
Appendix A: Fundamental Processes in Forest Fire Behavior ;	2
Appendix B: Fuel and Flammability Investigations of Hardwood Leaves from Pleikee Province ;	6
Appendix C: Ignition Requirements: - Rationale for Computations ;)	15
Appendix D: Selected References ' _____	24
Appendix E: Fire Weather Probabilities ;	34

APPENDIX A

FUNDAMENTAL PROCESSES IN FOREST FIRE BEHAVIOR

IGNITION

When a piece of wood or other forest fuel is exposed to a source of heat, some of the heat is absorbed at the surface and conducted into the interior of the fuel. The ensuing rise in temperature of the fuel particle is accompanied by destructive distillation of its volatile constituents, both combustible and non-combustible. The ignition of these evolved gases by direct contact with the heat source is termed "piloted" ignition; this is the only type of ignition of concern to Project EMOTE. The probability of piloted ignition depends on the chemical composition of the combustible volatiles and the extent of their mixture with oxygen and non-combustible volatiles (mostly water vapor with a little carbon dioxide). The four factors materially affecting piloted ignition of forest fuels are the rate of heat transfer produced by the heat source, and the dimensions, moisture content and thermal conductivity of the particle being heated.

Both the concentration and chemical composition of evolved gases depend upon the rate of heating of the fuel particle. This rate, in turn, depends not only on the characteristics of the particle itself, but also on the thermal output of the heat source. The standard unit of measurement is the "effective temperature" which is the temperature that would be required by a gas stream flowing past the particle to produce the same heat transfer characteristics as the actual heat source involved. For forest fuels under normal ranges of size and moisture content, piloted ignition is not possible at effective temperatures below 300°C, ignition is optimum at effective temperatures of 600-700°C, and becomes increasingly less efficient until ablation temperatures are reached at 1500-2000°C where the cellulosic surface is ablated off before sufficient heat can be transferred to the interior of the fuel to produce combustible volatiles.

The dimensions of the fuel particle, particularly the ratio of surface to volume, determine the temperature rise (and hence the volatile production) produced by a heat source with a given effective temperature acting over a given period of time. Because of their high surface/volume ratio, dry leaves and grasses are the most easily ignited forest fuels found in South Vietnam.

Thermal conductivity has obvious effects on heat transfer within the fuel particle. But, for forest fuels, thermal conductivity is a function of specific gravity and moisture content with moisture having by far the greatest effect. With increasing moisture, heat is conducted into the interior more rapidly, so that the time to achieve volatile production is increased for all but the thinnest fuels, and the size of material that can be ignited within a given time is markedly decreased.

Moisture has several other effects on the piloted ignition process. Heat is required to vaporize the water and raise it to the temperature of the other volatiles. For wood with a 25% moisture content, the specific heat loss due to moisture accounts for some 15% of the total available heat yield from the fuel at maximum combustion efficiency. A more important effect of moisture is its dilution of the air-volatile mixture and consequent change in flammability limits for the combustible gases distilled from the fuel. Wood distillates cannot be ignited if water vapor exceeds 36% of the total fuel-water-air mixture.

#### COMBUSTION OF SMALL FIRES

Once a single particle has become ignited, the early course of a forest fire consists of a series of piloted ignitions with the originally ignited fuel acting as the heat source.

First, the fuels situated within the flame zone receive heat at their surfaces by radiation, convection and conduction. Since heat is conducted into the interior of the fuel relatively slowly, the surface temperature of the fuel rises rapidly and the volatiles in the surface layer are ejected into the surrounding flames where they are burned completely as rapidly as sufficient oxygen becomes available. The carbonized layer remaining at the fuel surface then burns, radiating heat outward and conducting heat inward to produce further distillation in the interior of the fuel. When all the volatiles have been distilled from the fuel the remaining charcoal continues smouldering until all the fixed carbon has been oxidized or until heat losses by radiation lower the fuel temperature below that necessary for continued combustion.

Second, fuels adjacent to the burning area receive radiant heat. If they absorb sufficient heat to cause distillation, volatiles will be liberated into the surrounding atmosphere. Unless the resulting mixture comes into contact with a surface at or above its ignition temperature, these gases are not ignited, but are dissipated without burning. Once sufficient surface volatiles have been driven off to leave a shell of charcoal, smouldering will take place at the surface. If the fuel continues to receive heat from outside sources, its surface temperature is

# CONFIDENTIAL

raised to a point where the gases expelled from the interior are ignited as they reach the surface. Flaming combustion is then sustained as long as distillation continues at a sufficient rate.

Third, the fuels within the convection column of hot gases but distant from the flame zone are heated by convection to the temperature of the stack gas. Since stack temperatures are quite low in comparison with flame temperatures, only fractional distillation occurs, water vapor being the principal volatile component. This progressive drying of fuels exposed to the convection column lowers their ignition temperature and increases their potential rate of combustion. When any of the fuels in this area become ignited, ignition is communicated to adjacent fuels almost instantly, and within a matter of seconds the entire mass of dried and preheated fuels may be burning. The rapid rate of combustion of preheated fuels as well as the large amount of fuel ignited almost simultaneously causes the rapid release of large quantities of heat, which may be sufficient to ignite fuels outside the preheated area.

From the preceding discussion it can be seen that the rate and intensity of combustion of any wild-land fire is determined in part by the number of fuel particles burning at any one time. Since this number is affected by the ignition time of adjacent particles, the fuel-particle variables that affect combustion include all those previously discussed as ignition variables. However, these same variables may affect combustion in ways distinct from their effects on ignition.

Again, moisture is the overridingly important variable. In addition to changing the flammability limits of the evolved gases, increasing moisture markedly lowers the flame temperature attained when the gases are ignited. Measurements on large test fires in California showed that fires burned with fuel moistures of 12% had flame temperatures of 1450-1650°C, while fires burned with fuel moistures of 25% had flame temperatures of 740-780°C. Since radiant output varies with the fourth power of the absolute temperature, the difference between these two fires as effective radiators is approximately two orders of magnitude.

In its initial stages, the course of a forest fire depends on the amount and arrangement of fuel and on the environmental factors that affect heat transfer between the fuel particles. There must be a sufficient mass of easily ignitable fuel (under 1/4 to 1/2 inch in diameter) to produce a sustaining quantity of heat. These ignitibles must be arranged so that the heat produced by burning one fuel unit can be effectively transferred to an adjacent unit. Fuel continuity, both vertically and horizontally, is vital for obtaining a self-sustaining fire.

**CONFIDENTIAL**

The three environmental factors of primary importance to incipient forest fires are relative humidity, wind, and solar radiation. Since forest fuels are hygroscopic, their moisture content is largely determined by the ambient relative humidity. Wind not only increases the rate of oxygen supply, and hence the combustion rate, but also controls flame angle and hence the convective and radiative heat transfer between the burning fuels and the adjacent unburned material. Solar radiation is not only an important heat source (in middle latitudes, noon sunshine in summer adds about 15% to the radiation received 2 feet from a small fire in pine litter), but also reduces fuel moisture by increasing surface fuel temperature (fuels in shade may have temperatures of 25°C while those in full sun are at 60°C).

### LARGE FIRE BEHAVIOR — FIRESTORMS

As a forest fire increases in size and intensity, other factors begin to influence its activity. The fire becomes both a three-dimensional and a pattern phenomenon. Upper atmospheric parameters such as lapse rate and vertical sheer become important and the behavior at any given point on the fire is influenced by the behavior at other, widely separated points.

One extreme example of large fire behavior (and the one to strive for in forest incendiary operations) is the fire storm. In a fire storm, numerous small fires are ignited in a pattern such that the radiation and convection from each quickly affects those adjacent to it. When successful, the convection columns are drawn together into a single convective cell capable of rising through moderately stable layers, or even weak inversions; radiation from adjacent fires preheats the intervening fuels so that spread between fires is enhanced; and indrafts to individual fires are weakened because of the circulations around the adjoining fires, resulting in more nearly vertical flame angles with consequently increased radiation and convective heat transfer to unburned fuels. The end result is extremely rapid fire buildup and greatly increased peak intensity so that the maximum possible material is consumed.

**CONFIDENTIAL**

# CONFIDENTIAL

## APPENDIX B

### FUEL AND FLAMMABILITY INVESTIGATIONS OF HARDWOOD LEAVES FROM PLEIKU PROVINCE

#### INTRODUCTION

Sampling of forest fuels by the Emote team began on February 2, 1966, on two areas located 250 air miles north of Saigon in the central highlands. The two areas, Alpha and Omega, received different spray treatments. Oven-dried samples (primarily of the family Lauraceae) were shipped to the Fire Laboratory in February and received in late April.

Fuels from the Omega area were used for fuel and flammability tests conducted during the period May 4-6, 1966. Attached dead leaves and attached green leaves were the two fuel categories investigated. Samples "A" and "B" were used in the tests as follows:

- | <u>Sample A</u>                    | <u>Sample B</u>       |
|------------------------------------|-----------------------|
| 1. Heat content                    | 1. Combustion test    |
| 2. Ash content                     | a. $E_r$              |
| 3. Ignition test (powdered sample) | b. Flame height       |
| 4. Ignition test (whole sample)    | c. Burning efficiency |
|                                    | 2. Density            |

Samples for heat content, ash content, and ignition test (powdered sample) were ground in an intermediate Wiley Mill. The remainder of the tests were performed with whole samples.

The moisture content of three samples, one from Alpha area and two from Omega area, was determined by the xylene distillation method. This provides a check on the oven-dry weights as determined in Saigon.

#### DENSITY

Density and specific gravity were determined for dead attached leaves of two different tree species in the Lauraceae family. To determine density and specific gravity it was necessary to measure weight and volume of sample material. Density and specific gravity were

# CONFIDENTIAL

based on air-dried volume and oven-dried weight (although volume was measured on air-dry material, the material had previously been oven-dried).

To select sample material, five leaf sections were randomly picked from two sample bags containing cut up leaf sections from single species. Air-dried weight was measured to the nearest 0.0001 gram and adjusted to an oven-dried basis. An average air-dried moisture content of 8.1 percent was used for the adjustment. This average moisture content was determined by xylene distillation of whole samples in the oven-dry weight check.

Volume of sample material was determined from measurements of leaf area and thickness. Leaf area was found by tracing the outline of sample leaf sections on paper and measuring the enclosed area to the nearest .01 inch using a planimeter. Thickness was measured by a microcaliper to the nearest 0.0001 inch. For each species, 15 measurements were taken on the sample material, excluding prominent leaf veins.

Gram units were converted to pounds and inches to feet in calculating density. Sample measurements are tabulated below:

Species	<u>Sample Bag Number</u>	
	35 <u>Litsea</u> spp.	47 Lauraceae, not <u>Litsea</u>
Weight:		
Air-dry (gms.)	.3506	.8876
Oven-dry (gms.)	.3243	.8211
Ave. Thickness (in.)	.0088	.0087
Surface Area (in. <sup>2</sup> ) (one surface)	6.72	12.40
Volume (in. <sup>3</sup> )	.0591	.1079
Density (lbs./ft. <sup>3</sup> )	20.91	28.99
Specific gravity	.33	.46

# CONFIDENTIAL

## HEAT CONTENT

The heats of combustion of the dead and green attached leaves were determined in an Emerson adiabatic jacket bomb calorimeter. These data provided the heat content information needed to compute the unit energy release rate phase of the combustion tests.

The dead and green leaves were ground separately, pressed into approximately 1-gram pellets, and placed in a conditioning cabinet for 24 hours over silica gel. Three replications were run for each fuel treatment (dead and green) and the results expressed as the low heat value on an oven-dry weight basis. The moisture content was determined by oven-drying duplicate pellets at 103°C.

The percentages of inorganic residue remaining in each ignition pan following calorimeter runs were recorded. The final results were not corrected to an ash-free basis, however.

The calorimeter was standardized with benzoic acid before and after the sample runs.

### Heat of Combustion of Dead Attached Leaves

Three runs were made in the calorimeter with these results:

4896.27 calories/gram (5.17-percent residue)

4923.73 calories/gram (5.22-percent residue)

4919.65 calories/gram (4.86-percent residue)

Average heat of combustion at 6.125-percent moisture content:

4913.22 calories/gram

Average heat of combustion (oven-dry basis):

$4913.22 \text{ cal./gm.} \div (1.000 - 0.06125) = 5233.79 \text{ cal./gm.}$

$5233.79 \text{ calories} \times 1.8 = 9420.82 \text{ B.t.u./lb. (high heat value)}$

Low heat value:

$9420.82 \text{ B.t.u./lb.} - 524 \text{ B.t.u./lb.} = 8896.82 \text{ B.t.u./lb.}$

$8896.82 \div 1.8 = 4942.68 \text{ cal./gm.}$

# CONFIDENTIAL

## Heat of Combustion of Green Attached Leaves

Three runs were made in the calorimeter with these results:

4646.62 calories/gram (6.06-percent residue)

4621.00 calories/gram (6.25-percent residue)

4641.29 calories/gram (6.04-percent residue)

Average heat of combustion at 6.94-percent moisture content:

4636.30 calories/gram

Average heat of combustion (ovendry basis):

$4636.30 \text{ cal./gm.} \div (1.000 - 0.0694) = 4982.05 \text{ cal./gm.}$

$4982.05 \text{ calories} \times 1.8 = 8967.69 \text{ B.t.u./lb. (high heat value)}$

Low heat value:

$8967.69 \text{ B.t.u./lb.} - 524 \text{ B.t.u./lb.} = 8443.69 \text{ B.t.u./lb.}$

$8443.69 \div 1.8 = 4690.94 \text{ cal./gm.}$

## ASH CONTENT

Ash content of the dead and green attached leaves was determined following ASTM Designation: D 1102-56. Two replications were run for each fuel treatment. The ovendry powdered test samples were ignited in a muffle furnace (maximum temperature 600°C.). Ash content results are expressed on an ovendry weight basis.

	<u>Sample</u>	<u>First Replicate</u>	<u>Second Replicate</u>	<u>Average Ash Content</u>
1.	Dead attached leaves, Omega area, sample A	6.74	6.76	6.75
2.	Green attached leaves, Omega area, sample A	7.14	7.04	7.09

# CONFIDENTIAL

## OVENDRY WEIGHT CHECK

Spot checks were made on the ovendry weights of three fuel moisture samples. These checks were requested to verify the accuracy of the ovendrying procedure which was conducted in Saigon. Three entire fuel moisture samples were transferred from the plastic shipping bags to three tared xylene distillation flasks. A standard xylene moisture content run was carried out and the xylene dry weights compared to the ovendry weights.

<u>Sample</u>	<u>Ovendry weight</u>	<u>Xylene dry weight</u>	<u>Deviation from Xylene dry weight</u>
No. 14, attached leaves	23.90	23.73	+0.17
No. 64, litter	22.5	22.58	-0.08
No. 71, litter	31.8	31.69	+0.11

## INVESTIGATION OF IGNITION CHARACTERISTICS

### Powdered Fuel Sample

Ten replications of powdered leaf samples were randomly selected and ignited in a Jentszch Igniter for each fuel and ignition treatment. The furnace temperature was  $317^{\circ}\text{C} \pm 3^{\circ}$ . Samples were ignited under spontaneous and pilot ignition conditions. The pea-sized gas pilot flame was located 15 mm. above the sample chamber opening. Ignition delay was timed from insertion of sample into furnace until first visual indication of ignition, either glow or flame.

Moisture content was determined by ovendrying samples at  $103^{\circ}\text{C}$ . The dead leaves had a moisture content of 6.4 percent and the green leaves 7.3 percent.

An analysis of variance indicated that the spontaneous and pilot ignition delays for the green leaves were significantly longer (99-percent level) than the values for dead leaves. No significant difference existed between spontaneous and pilot ignition delays within a fuel treatment. This is the first time that the pilot ignition delay has not been significantly shorter than the spontaneous ignition delay for a given fuel.

# CONFIDENTIAL

## Ignition Delay Test (Powdered Sample) - Jentszch Igniter

<u>Fuel Sample</u>	<u>Spon. Ign.</u>	<u>Moisture</u>	<u>Pilot Ign.</u>	<u>Moisture</u>
	<u>Delay</u>	<u>Content</u>	<u>Delay</u>	<u>Content</u>
	<u>Sec.</u>	<u>Percent</u>	<u>Sec.</u>	<u>Percent</u>
1. Dead attached leaves	29.11	6.4	28.47	6.4
2. Green attached leaves	35.86	7.3	34.16	7.3
3. Ponderosa pine needles	35.79	6.4	20.06	3.1
4. Sphagnum moss	19.67	10.6	15.18	5.6
5. Cheatgrass	41.00	5.1	36.92	5.1
6. Medusahead	45.64	4.4	35.08	4.4

Furnace temperature: 317°C. ± 3°C.

### Whole Fuel Sample

The determination of ignition temperatures was accomplished using the modified muffle furnace designed by E. C. Lory and D. S. Stockstad for ignition studies at the Northern Forest Fire Laboratory. This furnace consists essentially of three electric heating elements surrounding a double-walled glass tube ignition chamber. Each heating element is individually controlled and a high degree of temperature control is possible in the ignition chamber. A constant flow of air (5 liters per minute) preheated to the ignition chamber temperature is passed through the furnace during testing operations.

Preliminary experimentation with the fuels revealed two sections of leaf 1-1/2 x 1/4 inches to be the most desirable size sample for ignition temperature determinations. Samples of this size could quite readily be obtained from an individual leaf and also simplified the placement of a thermocouple for surface temperature measurements. Two sections of leaf were found to be necessary to supply volatiles in a concentration rich enough for pilot ignition to occur. Fuel moisture content of the samples was 8.1 percent.

Preliminary experiments also indicated that the sample sections would not glow but only char during spontaneous or self-ignition tests. Furnace temperatures of 310°C. to 340°C. were tried but all produced only the charring effect. For this reason the spontaneous ignition

# CONFIDENTIAL

tests were discontinued and only pilot ignition tests conducted. An ignition chamber temperature in the proximity of 340°C. was found to be necessary for pilot ignition to occur.

Pilot ignition was accomplished by heating the leaf sections until the volatiles were ignited by a small gas flame (2 mm. long) positioned directly above and 5 mm. from the sample. Signals from a 0.003-inch chromel-alumel thermocouple placed in contact with the surface of the sample were fed into an X-Y recorder and plotted against the time to ignition. The actual temperature of ignition was considered to be the point on the trace at which an abrupt rise in temperature began and which corresponded to the visual observation of a flame flashing from the pilot to the surface of the sample.

The results of the tests are given in Table 1. Ten determinations were made on each of the fuel samples and the mean ignition temperature and time-to-ignition are given for each series of ten tests. The results of similar tests conducted on 1-inch sections of ponderosa pine needles (approximately 7-percent moisture content) are reported for comparison. The ten tests on the Omega A - Dead (54) and Omega A - Dead (66) samples were combined for statistical treatment as were the tests on samples Omega A - Green (8) and Omega A - Green (74).

Table 1. Pilot Ignition Tests of Viet Nam Fuels and Ponderosa Pine Needles

<u>Sample</u>	<u>Average Pilot Ign. Delay</u>	<u>Average Ignition Temperature</u>	<u>Average Furnace Temperature</u>
	<u>Sec.</u>	<u>°C.</u>	<u>°C.</u>
Omega - A - Dead (54)	11.06	344	341-344
Omega - A - Dead (66)	14.64	332	339-341
Omega - A - Green (8)	8.14	345	343-345
Omega - A - Green (74)	5.07	318	341-344
Ponderosa pine needles	16.08	320	337-341

Statistical comparisons revealed no significant difference to exist between the ignition temperatures for the dead attached leaves, green attached leaves, or the ponderosa pine needle samples. A significant difference at the 99-percent level of confidence was found to exist in the time-to-ignition of all three fuel types tested. The mean time-to-ignition for the green

# CONFIDENTIAL

attached leaves was approximately one-half of that for the dead attached leaves and approximately one-third of the time required for the ponderosa pine needles to ignite.

## BURNING TEST APPROACH AND PROCEDURE

The purpose of the burning tests was to obtain some measure of the efficiency for these fuels to release their stored chemical energy during the combustion process. A reference was needed for rating purposes and ponderosa pine needles were selected since much of our work has been with this fuel. In order to achieve similar burning conditions in the reference and test fuels, a dimensionless number representing the product of fuel particle surface area-to-volume ratio,  $\sigma$ , and fuel bed void volume-to-total surface area,  $\lambda$ , was used for control. Beds of the reference fuel were built to achieve the same  $\sigma \lambda$  product as was determined for the test fuel.

Baskets with a 0.5 ft.<sup>2</sup> loading area, 3-inch screen sides, and an asbestos sheet base were used to hold the fuel. The test fuel in one sample bag was emptied into the basket so the bed of fuel would be as porous as possible without mechanical supports. The depth of fuel and its weight were measured and used to establish a reference fuel bed. The fuel bed was surface ignited using a xylene saturated string laid over the surface. The string added about one gram weight.

Measurements made during the burning period were flame height and burning rate. Flame height was measured visually using a reference scale behind the flame. Burning rate was sensed by a semiconductor strain gage weighing system and its signal recorded on a strip-chart recorder. The weighing system was calibrated before each fire and had a sensitivity of 0.33 gms. per chart division.

From these tests the maximum burning rate was measured and compared to that of the reference fuel. The burning efficiency, how much of the total weight was burned, was determined. The height of the flame plume was compared to that of the reference fuel and showed the same trend as the burning rate comparison. These tests gave some insight as to the burning characteristics of the test fuels. The results are given in the tabulation section.

BURNING CHARACTERISTICS OF "B" SAMPLES FROM OMEGA AREA  
WITH PONDEROSA PINE NEEDLES AS REFERENCE FUEL

Sample	No.	Weight loss Rate	B. T. U./lb.	Heat Content	$E_R$	Fuel Depth	$\frac{E_R \text{ (Omega)}}{E_R \text{ (p. pine)}}$	Flame Height Ratio	Burning Effi- ciency	$\sigma \lambda$
		lb./ft. <sup>2</sup> -min.	B. T. U./lb.		$\frac{B. T. U.}{ft. 2 -min.}$	Inches	Percent	Percent	Percent	
PP 3		0.366	8744	8744	3200	1-1/2				31.2
Green	1	0.121	8444	8444	1022	1-1/2	32	43	69	31.4
PP 7		0.274	8744	8744	2396	1-3/4				41.8
Green	124	0.147	8444	8444	1240	1-3/4	52	57	73	41.4
PP 8		0.198	8744	8744	1731	1-1/8				33.4
Green	97	0.170	8444	8444	1439	1-1/8	83	79	79	32.9
PP 1		0.262	8744	8744	2291	1-1/4				34.1
Green	12	0.208	8444	8444	1756	1-1/4	77	61	91	34.1
Dead	70	0.204	8897	8897	1815	1-1/4	79	67	78	34.1
PP 9		0.180	8744	8744	1574	1				40.0
Green	6	0.159	8444	8444	1344	1	85	80	82	39.7
PP 5		0.131	8744	8744	1145	3/4				28.2
Green	76	Poor Burn	8444	8444		3/4				27.1
Green	79	0.111	8444	8444	937	3/4	82	15	29	26.5
PP 2		0.145	8744	8744	1270	3/4				35.2
Green	4	0.226	8444	8444	1908	3/4	150	22	53	34.6
Dead	129	0.141	8897	8897	1254	3/4	99	67	48	34.6
PP 10		0.212	8744	8744	1854	1-1/2				67.9
Dead	136	0.129	8897	8897	1146	1-1/2	62	29	71	66.8
PP 6		0.159	8744	8744	1389	1-1/8				41.8
Dead	15	0.129	8897	8897	1146	1-1/8	83	42	68	41.4
Dead	104	0.160	8897	8897	1422	1-1/8	102	75	82	41.1
PP 11		0.194	8744	8744	1696	3/4				39.2
Dead	110	0.105	8897	8897	934	3/4	55	64	87	38.5
PP 12		0.294	8744	8744	2571	1-1/4				31.7
Dead	16	0.171	8897	8897	1523	1-1/4	59	70	66	31.1

# SECRET

## APPENDIX C

### IGNITION REQUIREMENTS: RATIONALE FOR COMPUTATIONS

#### A. ENERGY RELEASE RATE THEORY

1. The energy release rate resulting from an incendiary unit applied to a wildland fuel bed is the sum of three distinct release rate components:

- a.  $\left(\frac{d E}{d t}\right)_{in}$ , the energy release rate of the incendiary fuel mixture, which may be approximated by

$$\left(\frac{d E}{d t}\right)_{in} = \frac{W_i \times (c/w) \times E_{10} \times f}{\Delta t_{equiv.}} \quad (1)$$

where  $W_i$  = the ordnance (nominal) weight of the incendiary unit

$(c/w)$  = the charge-to-weight ratio, or the percent of the ordnance weight which is incendiary fuel

$E_{10}$  = the unit energy available (i. e., heat content) of the incendiary material, Btu/lb.

$f$  = a fraction approximating the percentage of the total available heat which is released during the equivalent uniform flaming period,  $0 < f < 1$

$\Delta t_{equiv.}$  = the period, in seconds, during which the incendiary is actively flaming, or the equivalent uniform burning period.

- b. The energy release rate of the burning wildland fuel in the area of  $A_1$ , initial ignition, (with a caloric content of 8000 Btu/lb), which is

$$\left(\frac{d E}{d t}\right)_{i, viol.} = \frac{\text{Weight of fuel} \times 8000 \times E_{frac, viol.}}{\Delta t_{viol.}} \quad (2)$$

# SECRET

$$\left(\frac{d E}{d t}\right)_{i, \text{resid.}} = \frac{\text{Weight of fuel} \times 8000 \times E_{\text{frac, resid.}}}{\Delta t_{\text{resid.}}} \quad (3)$$

and c. The energy release rates (violent and residual) of the areas into which the fire spreads:

$$\left(\frac{d E}{d t}\right)_{s, \text{viol.}} = \frac{\text{Weight of fuel in } A'_c \times 8000 \times E_{\text{frac, viol.}}}{\Delta t_{\text{viol.}}} \quad (4)$$

$$\left(\frac{d E}{d t}\right)_{s, \text{resid.}} = \frac{\text{Weight of fuel in } A''_c \times 8000 \times E_{\text{frac, resid.}}}{\Delta t_{\text{resid.}}} \quad (5)$$

where  $A_c$  is the total area of spread involved for a given interval of time,  
 $A'_c$  is the portion of area  $A_c$  in the violent burning stage  
 $A''_c$  is the portion of area  $A_c$  in the residual burning stage.

In computing the energy release rates associated with a single ignition and subsequent spread, areas of spread corresponding to five minute time intervals were characterized, and release rates of all contributing factors, as listed above, summed, for a given time in that interval.

Example:

$$r = 0.5 \text{ acre/hour} = 21,780 \text{ ft}^2/\text{hour}$$

$$\Delta T = \text{chosen equal to 5 minutes} = 1/12 \text{ hour.}$$

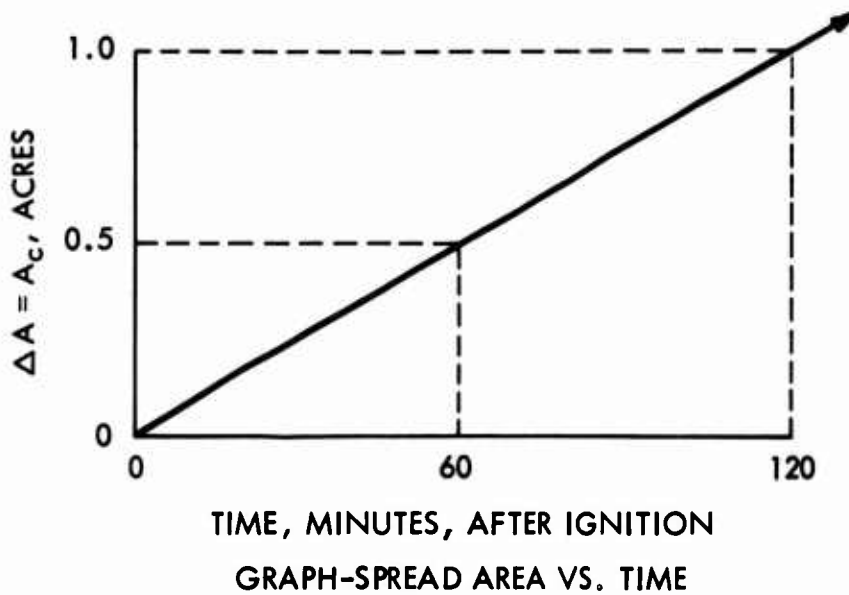
Therefore

$$A_c = 1820 \text{ ft}^2$$

Equations (4) and (5) now can be used to compute energy release rates in area  $A_c$  as a function of time if  $A'_c$  and  $A''_c$  can be computed.

**SECRET**

A graph of spread area versus time, is shown below.



The total area burning and burned out at any time  $t$  because of spread, in addition to an initial area  $A_1$  is

$$\Delta A = \frac{t}{120} = A_c \quad (6)$$

where  $t$  is in minutes, and  $\Delta A$  and  $A_c$  are in acres.

The total area in the violent burning regime at any time  $t$ , where  $\Delta t_{\text{viol.}} = 10$  minutes, is

$$A'_c = \Delta A_{\text{viol.}} = \frac{t}{120} \quad (7)$$

if  $0 \leq t \leq 10$  minutes, and

$$A'_c = \Delta A_{\text{viol.}} = \Delta A_{(t)} - \Delta A_{(t-10)} \quad (8a)$$

$$= \frac{1}{12} \text{ acre,} \quad (8b)$$

if  $t \geq 10$  minutes.

# SECRET

The area that is in the residual burning regime at any time  $t$ , where  $\Delta t_{\text{resid.}} = 70$  minutes, is

$$A''_c = \Delta A_{\text{resid.}} = \Delta A_{(t-10)}, \quad (9)$$

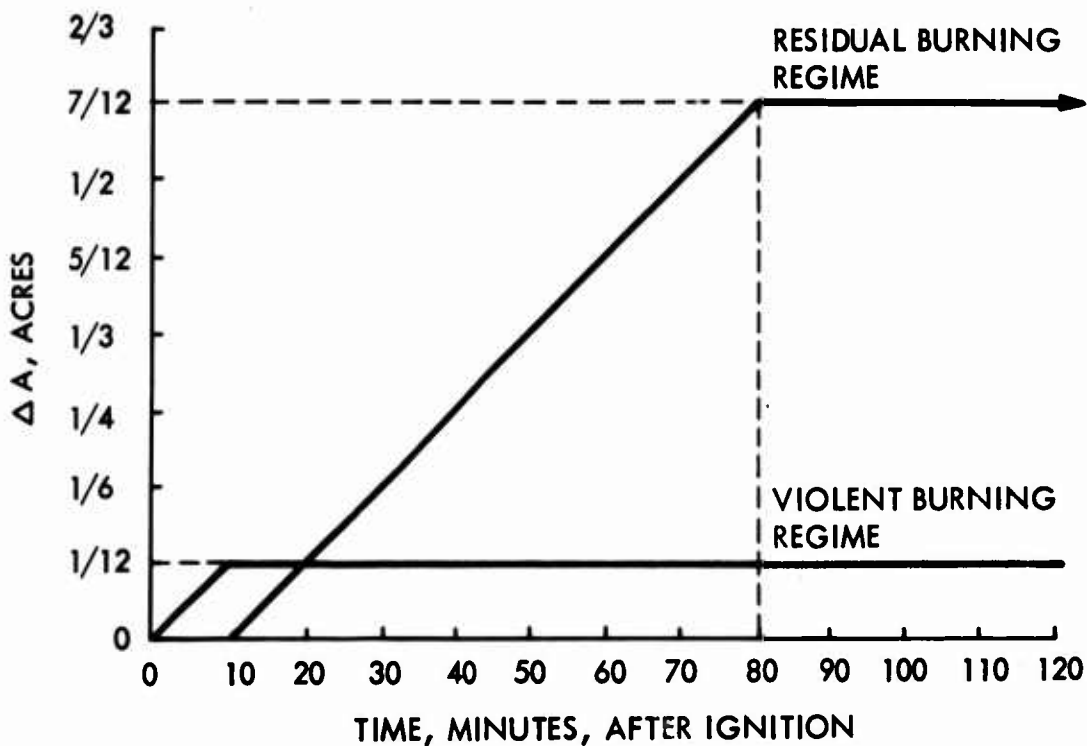
if  $10 \leq t \leq 80$  minutes, and

$$A''_c = \Delta A_{\text{resid.}} = \Delta A_{(t-10)} - \Delta A_{(t-80)} \quad (10a)$$

$$= \frac{7}{12} \text{ acre}, \quad (10b)$$

if  $t \geq 80$  minutes.

Plotting Eqs. (7) through (10b),



Also, in general form, at any time  $t$ ,

$$A_{\text{total, burn}} = A_{\text{initial}} + A_c \quad (11)$$

# SECRET

## B. COMPUTATION OF INCENDIARY ENERGY RELEASE RATES

Equation (1) is applied to the specific ordnance as shown below.

### 1. M74

$$W_i \times \frac{c}{w} \times E_{io} \times f = 38,000 \text{ Btu}^\#$$

Then

$$\left( \frac{d E}{d t} \right)_{\text{in}}^{\Delta t=10 \text{ min.}} = \frac{38,000 \text{ Btu}}{600 \text{ sec}} \quad (12)$$
$$= 63 \text{ Btu/sec}$$

### 2. Napalm "B"

$$W_i = 500 \text{ lb} ; (c/w) = 0.8^* ; E_{io} = 20,000 \text{ Btu/lb}^* ; f = 0.8^* ; \Delta t_{\text{equiv}} = 10 \text{ min}$$

Therefore

$$\left( \frac{d E}{d t} \right)_{\text{in}} = \frac{500 \text{ lbs} \times 0.8 \times 20,000 \text{ Btu/lb} \times 0.8}{600 \text{ sec}} \quad (13)$$
$$= 10,700 \text{ Btu/sec equivalent uniform energy release rate (Napalm "B" 500 lb)}$$

### 3. Wesco Mix

$$W_i = 500 \text{ lb} ; (c/w) = 0.8^* ; E_{io} = 20,000 \text{ Btu/lb}^* ; f = 0.8^* ; \Delta t_{\text{equiv}} = 2 \text{ min}$$

# Bond, H., Fire and the Air War, 1946, NFPA, Boston, Mass., p. 75.

\* Assumed by Dikewood project personnel.

# SECRET

Therefore

$$\begin{aligned} \left(\frac{dE}{dt}\right)_{in} &= \frac{500 \text{ lbs} \times 0.8 \times 20,000 \text{ Btu/lb} \times 0.8}{120 \text{ sec}} & (14) \\ &= 53,500 \text{ Btu/sec equivalent uniform energy} \\ &\quad \text{release rate (Wesco 500 lb)} \end{aligned}$$

The incendiary energy release rates constitute one of the three components of total energy release rate discussed in A.

## C. COMPUTATION OF WILDLAND FUEL ENERGY RELEASE RATES

The energy release rates of the wildland fuel in the initial ignition area and in the spread areas constitute the remaining two components of total energy release rate. These rates are computed as follows.

Density: 20 tons/acre (medium brush)

Burning characteristics:

$$\Delta t_{\text{viol.}} = 10 \text{ min}$$

$$E_{\text{frac, viol.}} = 0.4$$

$$\Delta t_{\text{resid.}} = 70 \text{ min}$$

$$E_{\text{frac, resid.}} = 0.6$$

$$\begin{aligned} \left(\frac{dE}{dt}\right)_{\text{viol, unit area}} &= \frac{8,000 \text{ (Btu/lb)} \times 0.92 \text{ psf} \times 0.4}{600 \text{ sec}} = 4.9 \text{ Btu/sec} - \text{ft}^2 & (15) \end{aligned}$$

$$\begin{aligned} \left(\frac{dE}{dt}\right)_{\text{resid, unit area}} &= \frac{8,000 \text{ (Btu/lb)} \times 0.92 \text{ psf} \times 0.6}{4200 \text{ sec}} = 1.05 \text{ Btu/sec} - \text{ft}^2 & (16) \end{aligned}$$

From Eq. (15),

$$\begin{aligned} \left(\frac{dE}{dt}\right)_{s, \text{viol.}} &= 1,820 \times 4.9 = 8920 \text{ Btu/sec} & (17) \end{aligned}$$

# SECRET

for each complete spread cycle of 1,820 sq ft burning in the violent regime only, and

$$\left(\frac{d E}{d t}\right)_{s, \text{ resid.}} = 1,820 \times 1.05 = 1,900 \text{ Btu/sec} \quad (18)$$

for each complete spread cycle of 1,820 sq ft burning in the residual regime only.

Also, in general form,

$$\left(\frac{d E}{d t}\right)_{s, \text{ viol.}} = A'_c (4.9) \quad (19)$$

$$\left(\frac{d E}{d t}\right)_{s, \text{ resid.}} = A''_c (1.05) \quad (20)$$

where  $A_c = A'_c + A''_c$ .

## D. INITIAL IGNITION AREA WILDLAND FUEL DATA

### 1. M35 Cluster, using M74 individual units

a. Ground coverage = 15' x 0.2' (tail ejection M74) = 3 sq ft

$$b. \left(\frac{d E}{d t}\right)_{i, \text{ viol.}} = 3 \text{ ft}^2 \times 4.9 \text{ Btu/sec-ft}^2 = 14.7 \text{ Btu/sec} \quad (21)$$

$$c. \left(\frac{d E}{d t}\right)_{i, \text{ resid.}} = 3 \text{ ft}^2 \times 1.05 \text{ Btu/sec-ft}^2 = 3.15 \text{ Btu/sec} \quad (22)$$

### 2. Napalm, finned, aimable, 500 lb Type "B" fuel

a. Ground coverage = 30' x 75' = 2,250 ft<sup>2</sup>

$$b. \left(\frac{d E}{d t}\right)_{i, \text{ viol.}} = 2,250 \text{ ft}^2 \times 4.9 \text{ Btu/sec-ft}^2 = 11,000 \text{ Btu/sec} \quad (23)$$

## SECRET

$$c. \quad \left(\frac{dE}{dt}\right)_{i, \text{ resid.}} = 2,250 \text{ ft}^2 \times 1.05 \text{ Btu/sec-ft}^2 = 2,360 \text{ Btu/sec} \quad (24)$$

3. Napalm, "Wesco mix," finned, aimable, 500 lb

a. Use same ground coverage as Napalm B, 2,250 ft<sup>2</sup>

b. Therefore

$$\left(\frac{dE}{dt}\right)_{i, \text{ viol.}} = 11,000 \text{ Btu/sec} \quad (25)$$

$$\text{and} \quad \left(\frac{dE}{dt}\right)_{i, \text{ resid.}} = 2,360 \text{ Btu/sec} \quad (26)$$

### E. COALESCENCE OF MULTIPLE FIRES

1. Let  $n$  be the number of incendiary weapon initiated fires within an area  $A$ . If the initial area per fire is  $a_1$  (no spread), the total area on fire initially, before spread begins, is

$$A_I = na_1 \quad (27)$$

2. Knowing  $A_I$  from Eq. (27), the total available area into which fires can spread is just

$$A_{\text{av. sp.}} = A - A_I \quad (28)$$

3. The area available for spread from each ignition is

$$A_{\text{av. sp./fire}} = \frac{A - A_I}{n} \quad (29)$$

4. Given an areal spread rate "r", the time to coalescence is

$$t_c = \frac{A - A_I}{nr} \quad (30)$$

# SECRET

5. Equation (30) can be solved to give a number of ignitions necessary to yield coalescence at any specified time  $t_c$ ; i.e.,

$$n_c = \frac{A}{a_1 + rt_c} \quad (31)$$

where  $n_c$  represents the number of ignitions necessary to produce coalescence at time  $t_c$ .

6. Equation (31) is the basis for generating the coalescence loci on curves A, B, and C.
7. The actual equations used were:

- a. For M74 incendiary units

$$n_c = \frac{19.2 \times 10^5}{t_c} \quad (32)$$

- b. For Napalm B and Wesco Mix

$$n_c = \frac{19.2 \times 10^5}{(t_c + 6.2)} \quad (33)$$

The basic equation used to compute inrush wind velocity at the periphery of the target area is

$$v_w = \frac{(88 \times 10^{-3}) \left[ \frac{d E_T}{d t} \right]^{1/3}}{\sqrt[6]{A}} \quad (34)$$

where

$v_w$  is in miles per hour,

$\frac{d E_T}{d t}$  is the total energy release rate  
over the affected area, in Btu/sec,

(A) is the target area, in square miles.

# SECRET

## APPENDIX D

### SELECTED REFERENCES

- Agricultural Research Service, U.S. Dept. of Agriculture, Sept. 1965  
Control and Defoliation of Tropical and Subtropical Vegetation  
Tenth Quarterly Report of Progress  
8 pp College Station, Texas
- Allison, G.W. and Breadon, R.E., July 1960  
Timber volume estimates from aerial photographs  
British Columbia Forest Service, Forest Survey Notes #5  
Dept. of Lands & Forests  
Forest Surveys and Inventory Div.  
25 pp Victoria, B.C. Canada
- Amiot, L-D., 1959  
Inflammabilite et pouvoir thermique de la matiere organique de certains types forestiers  
Laval Univ. Forest Research Foundation  
Contribution No. 3
- Anonymous, 1929  
Les forets de l'Indochine  
Revue Scientifique. Annee 67:469-473
- Anonymous, 1955  
Measurement of fuel bed characteristics of grass and chaparral fuels  
Firestop, Calif. Div. Forestry and Coop. Agencies, Prog. Rpt. 5
- Arnold, R.K. and Buck, C.C., 1954  
Blow-up fires — silviculture or weather problems?  
Jour. of Forestry 52(6):408-411
- Avery, G., Oct. 1958  
Evaluating understory plant cover from aerial photographs  
In: Techniques and Methods of Measuring Understory Vegetation  
Proceedings of a Symposium at Tifton, Georgia, pp 79-81
- Bakitin, Y.V. and Imaliev, A., Mar.-Apr. 1959  
Physiological changes in fruit trees during chemical defoliation  
Plant Physiology 6(2):202-206
- Banerji, J., 1954  
The Mangrone Forests of the Andamans  
Proc. Fourth World Forestry Congress 3:425-428
- Barrows, J. S., 1951  
Fire behavior in northern Rocky Mountain forests  
North. Rocky Mountain Forest & Range  
Expt. Sta. Paper 29  
U. S. Forest Service  
63 pp
- Barry, J. P. and Phung-Trung-Ngan, 1960  
Introduction a l'etude de la vegetation des sables litto. ux du Centre Vietnam  
Ann. Fac. Sciences, pp 261-278  
Saigon

# SECRET

- Banks, W.G. and Hampf, F. E., 1955**  
Estimating upper-stem and limb wood in northeast hardwoods  
Northeastern Forest Expt. Sta. Res. Note  
#50  
U.S. Forest Service .
- Becking, R. W., 1961**  
Forest Photo Interpretation  
Commission VII on Photo Interpretation  
Working Group on Forestry Applications  
Annual Report 1960  
Photogrammetric Engr. 27(4):648-653
- Bond, H., 1946**  
Fire and the Air War  
National Fire Protection Assoc.  
262 pp Boston
- Brown, J. K., 1965**  
Estimating crown fuel weights of red pine and jack pine  
U.S. Forest Service, Research Paper LS-20
- Bruce, D., 1951**  
Fuel weights on the Osceola National Forest  
Fire Control Notes 12(3):20-23
- Brun, W.A., Cruzado H. A. and Muzik, T.J., Jan. 1961**  
The Chemical Defoliation and Desiccation of Tropical Woody Plants  
Tropical Agriculture 38(1):69-81
- Bruzon, E. and Romer A., 1950**  
Le Climat de l'Indochine  
Haut - Commissariat de France on Indochine  
Service Meteorologique. Impr. d'Extreme  
Orient  
160 pp Saigon
- Burt Davy, J., 1938**  
The classification of tropical woody vegetation--types  
Institute Paper No. 13  
Imp. For. Inst., Oxford Univ.  
85 pp
- Burns, G. P., 1937**  
Studies in tolerance of New England forest trees. XIII.  
The effect of root development on height and diameter growth  
Vt. Agr. Expt. Sta. Bull. 499
- Byram, G. M. and Jemison, G. M., 1943**  
Solar radiation and forest fuel moisture  
Jour. Agr. Res. 67:149-176

## SECRET

- Byram, G. M., Fons, W. L., Sauer, F. M. and Arnold, R. K., 1952  
Thermal conductivity of some common forest fuels  
U. S. Forest Service, Div. Fire Res.
- Byram, G. M., Fons, W. L., Sauer, F. M. and Arnold, R. K., 1952  
Thermal properties of forest fuels  
U. S. Forest Service, Div. Fire Res.  
13 pp
- Cambodian Forest Service, 1955  
Silviculture of the forests of Cambodia — Mangrove  
Paper presented to the Third Session  
Asia-Pacific Forestry Commission  
Tokyo
- Catnot, R. and Saint-Aubin, G. Ve, Jan.-Feb. 1960  
Utilisation des photographies aeriennes sans pointau solen cartographie forestiere  
Bois et Forets des Tropiques 69:17-25
- Chandler, C. C., 1961  
Fire behavior of the Basin Fire  
U. S. Forest Service, Pacific Southwest  
Forest and Range Expt. Sta.  
48 pp
- Chandler, C. C., Storey, T. G. and Tangren, C. D., 1963  
Prediction of Fire Spread Following Nuclear Explosions  
U. S. Forest Service Research Paper PSW-5  
Pacific Southwest Forest and Range  
Expt. Sta.  
110 pp Berkeley, Cal.
- Chandler, W. H., 1934  
The dry-matter residue of trees and their products in proportion to leaf area  
Proc. Am. Soc. Hort. Sci., 31:39-56
- Christensen, Nalagoon, A. and Sukhawong, S., Feb. 1965  
Vegetation and Soil Analysis of Ampirt  
Forest Test Site  
Joint Thai-U. S., Military Research and Development Center  
74 pp Bangkok, Thailand
- Countryman, C. M., 1964  
Mass Fires and Fire Behavior  
U. S. Forest Service Research Paper PSW-19  
Pacific Southwest Forest and Range Expt. Sta.  
53pp Berkeley, Cal.
- Cramer, O. P., 1961  
Adjustment of relative humidity and temperature for difference in elevation  
Pacific Northwest Forest and Range Expt. Sta.  
Res. Paper 43  
21 pp

# SECRET

- Cuong, Do-Dinh, 1964  
Khi-hau Viet-Nam (Climate of Vietnam)  
Directorate of Meteorology  
87 pp Saigon
- Dal, C., 1955  
La foret vietnamienne  
Rev. Inter. des Prod. Colon. et du  
Material Colon 30:99-101
- Dop, P., 1931  
La vegetation de l'Indochine  
Trav. Lab. For. Toulouse 1.Art. 9:1-16
- Ebert, C.H.V., 1963  
Hamburg's firestorm weather  
National Fire Protection Assoc. Quarterly 56(3): 253-260
- Evans, G. C., Whitmore, T. C. and Wong, Y. K., Feb. 1960  
The distribution of light reaching the ground vegetation in a tropical rain forest  
Jour. of Ecol. 48(1):193-204
- Fenner, R.L., et. al., 1955  
Area ignition for brush burning  
California Forest and Range Expt. Sta.  
Tech Paper #10
- Fosberg, R. R., Dec. 1958  
On the possibility of a rational general classification of humid tropical vegetation  
Proc. Symposium on Humid Tropical Vegetation  
Tjiawi (Indonesia) pp 34-59
- Grumer, J. and Strasser, A., 1965  
Uncontrolled fires — specific burning rates and induced air velocities  
Fire Tech 1(4):256-269
- Haig, I. T., Huberman, M.A. and Aung Din, A., 1958  
Tropical silviculture  
FAO Forestry and Forest Products  
Studies 1(13)  
190 pp
- Halls, L. K., 1955  
Grass production under dense longleaf-slash pine canopies  
Southeastern Forest Expt. Sta. Res.  
Note #83
- Hatakeyama, H., 1943  
On the relationship between the fire and relative humidity or effective relative humidity  
Jour. Meteorol. Soc. Japan 21:1-12
- Heinsdijk, D., Oct. 15, 1955  
Forest type mapping with the help of aerial photographs in the tropics  
Tropical Woods 102:27-46

## SECRET

- Heller, R. C., Doverspike, G.E. and Aldrich, R. C., July 1964  
Identification of tree species on large-scale panchromatic and color aerial photographs  
U.S. D. A., Forest Service  
Agricultural Handbook No. 261  
17 pp
- Ho, Pham-hoang-, 1960  
Cay co mien Nam Viet-Nam (Flora of South Vietnam)  
Ministry of Education  
804 pp Saigon, RVN
- Hough, W. A., Sept. 1965  
Palmetto and gallberry regrowth following a winter prescribed burn  
Georgia Forest Research Paper 31  
Georgia Forest Research Council
- Jemison, G. M., 1934  
The significance of the effect of stand density upon the weather beneath the canopy  
Jour. Forestry 32(4):446-451
- Jewell, W. S. and Willoughby, A. B.  
A study to analyze and improve procedures for fire damage assessment following  
nuclear attack  
Broadview Research Corp., BRC 167-1  
21 pp Burlingame, Calif.
- Kamei, K., 1956  
An analytical study of strong winds during conflagrations  
Bul. Fire Prev. Soc. Japan 5(2):62-66
- Kaosingha, A. and Kelley, J. W., Jr., Capt. USA, Jan. 1966  
Vegetation Analysis of Pran Buri Defoliation  
Test Area 1  
Joint Thai-U.S., Military Research and Development Center  
56 pp Bangkok, Thailand
- Kiet, Le-Cong-, 1962  
La vegetation psammophile de la presqu'île de Cam-Rahn  
Ann. Fac. Sciences, pp 367-443  
Saigon
- King, A. R. and Linton, M., 1963  
Moisture variation in forest fuels: The rate of response to climate changes  
Australian Journal of Applied Science: 14(1):38-49
- Kittredge, J., 1944  
Estimation of the amount of foliage of trees and stands  
Jour. Forestry 42:905-912
- Kittredge, J., 1945  
Some qualitative relations of foliage in the chaparral  
Ecology 26:70-73

## SECRET

- Loetsch, F., Sept. 1958  
The effects of shifting cultivation on the composition of tropical forest, and the regime of rivers  
Erdkund 12(3)
- Lunt, H. A., 1935  
Effect of weathering on dry matter and composition of hardwood leaves  
Jour. Forestry 33(6):607-610
- Martin, R. E., 1963  
Thermal properties of bark  
Forest Products Journal 13(10):419-426
- Martin, S. B. and Broido, A., 1963  
Thermal radiation and fire effects of nuclear detonations  
U. S. Navy Rad. Lab. TR-652  
46 pp
- Muraro, S. J., 1964  
Surface area of fine fuel components as a function of weight  
Canada Dept. of Forestry Pub. #1080
- Mutch, R. W., 1964, July 14  
Ignition delay of ponderosa pine needles and sphagnum moss  
Journal of Applied Chemistry pp 271-275
- Maurand, P., April 1965  
Les forets du Vietnam in Notes et Documents  
Bull. Trim. de l'Assoc., Vietnam-France pp 15-28
- Morton, B. R., 1965  
Modeling fire plumes  
10th Symposium on Combustion pp 973-982
- Narayanamurti, D. and Gopalachari, R., 1943  
The rate of burning  
India For. Res. Inst. Bull #18
- Nuttonson, M. Y., 1963  
The physical environment and agriculture of Vietnam, Laos and Cambodia  
American Institute of Crop Ecology  
137 pp Washington, D. C.
- Pase, C. P. and Glendening, G. E., 1965  
Reduction of litter and shrub crowns by planned fall burning of oak-mountain-mahogany chaparral  
U. S. Forest Service Res. Note RM-49
- Philpot, C. W., 1965  
Temperatures in a large natural-fuel fire  
U. S. Forest Service Res. Note PSW-90

**SECRET**

- Phung, P. V. and Willoughby, A. B., 1964  
Prediction models for fire spread  
Western States Section, Combustion  
Institute WSS/C1 Paper 64-1
- Pirsko, A. R., et. al., 1965  
Causes and behavior of a tornadic fire—whirlwind  
U.S. Forest Service Res. Note PSW-61
- Priestly, C. H. B., et. al., 1958  
Turbulent diffusion in the atmosphere  
World Meteorological Organization  
Technical Note No. 24
- Rees, L. W. and Buckman, S. J., 1938  
Moisture movement in wood above the fiber-saturation point  
Jour. Agr. Res. 57(3):161-188
- Rich, R. W.  
Aerial photography as a means of measuring plant cover and composition  
In; Techniques and Methods of Measuring Understory Vegetation  
Proceedings of a Symposium at Tifton, Georgia, Oct. 1958, pp 79-81
- Richards, L. W., 1940  
Effects of certain chemical attributes of vegetation on forest inflammability  
Jour. Agr. Res. 60(12):833-838
- Roddin, R. M., 1965  
Exploratory analysis of firestorms  
Stanford Research Inst. Project MU-5070
- Romancier, R. M., 1960  
Reduction of fuel accumulations with fire  
Southeastern Forest Expt. Sta. Res.  
Note #143
- Richards, P. W., 1961  
The types of vegetation of the humid tropics in relation to the soil  
Proceedings of the Abidjan Symposium  
UNESCO pp 15-23
- Richards, P. W., 1962  
Plant life and tropical climate  
Biometeorology, pp 67-75
- Rollet, B., 1964  
Notes sur la Vegetation au Sud au  
17 e parallele  
Directorate of Research  
Mimeographed doc.  
Saigon

## SECRET

- Rothacher, J.S., et. al., 1954  
Estimating the quantity of tree foliage in oak stands in the Tennessee Valley  
Jour. Forestry 52(3):169-174
- Saha, K. R., March 1966  
A Contribution to the Study of Convection Patterns in the Equatorial Trough Zone  
Using Tiros-IV Radiation Data  
Colorado State University, Dept. of Atmospheric Science Tech. Report #74  
29 pp Fort Collins, Colo.
- Sampson, A.W. and Samish, R., 1935  
Growth and seasonal changes in composition of oak leaves  
Plant Physiol. 10:739-751
- Sauer, F.M., Chandler, C. C. and Arnold, R. K., 1953  
Primary ignitions following atomic attack on urban targets  
U. S. Forest Service AFSWP-413  
23 pp
- Saxton, W. T., Jan. 1924  
Phases of vegetation under monsoon conditions  
Journal of Ecology 12(1):1-38
- Scesa, S. and Sauer, F.M., 1954  
Possible effects of free convection on fire behavior - laminar and turbulent line  
and point sources of heat  
California For. & Range Expt. Sta. Tech. Paper #8  
47 pp
- Schmid, M., 1962  
Contribution a la connaissance de la vegetation du Vietnam. Le massif Sud-  
Annamitique et les regions limitrophes  
Thesis--Doct. of Science  
Paris
- Schroeder, Mark J., et. al., 1964  
Synoptic Weather Types Associated With Critical Fire Weather  
U.S. Forest Service, Dept. of Agriculture  
Pacific Southwest Forest & Range Expt. Sta.  
492 pp Berkeley, Cal.
- Spalt, K.W. and Reifsnnyder, W. E., 1962  
Bark characteristics and fire resistance: A literature survey  
Southern Forest Expt. Sta. Occasional Paper #193
- Steen, H.K., 1963  
Relation between moisture content of fine fuels and relative humidity  
Pacific Northwest Forest and Range Expt. Sta. Res. Note PNW-4
- Stone, William, G., October 1964  
Area Precipitation Measuring Indicator  
U.S. Army Electronics Command Tech. Report ECOM-2522  
46 pp Fort Monmouth, N. J.

## SECRET

- Strasser, A. and Grumer, J., 1964  
Air flows into uncontrolled fires  
Bureau of Mines Final Report #3909
- Taylor, G.I., 1960  
Fire under the influence of natural convection  
Natl. Acad. Sci. — Natl. Res. Council  
Pub. 786 pp 10-32
- Torgeson, O.W., 1942  
The drying rate of sugar maple as affected by relative humidity and air velocity  
Jour. Forestry 40(3):218-224
- Symington, C.F., 1943  
Forester's Manual of Dipterocarps  
Maylayan For. Rec. No. 16  
Forest Research Institute  
Kepong, Selangor
- Tung, Thai-Cong-, Feb. 1966  
Natural environment and land use in South Viet-Nam  
Ministry of Agriculture — Directorate of Agricultural Research  
117 pp Saigon, Republic of Viet-Nam
- U.S. Air Force, Dec. 1965  
Frequency of Duration of Specific Sky Cover and Precipitation Criteria at Saigon,  
South Vietnam  
Environmental Technical Applications Center — Report #5377  
5 pp Washington, D. C.
- USAF, 20th Weather Squadron, Dec. 1964  
Climatic Atlas of Indochina (excluding Malaya and Burma)  
1st Weather Wing, Special Study 105-6
- USAF, 20th Weather Squadron, April 1965  
Climate of Republic of Vietnam  
1st Weather Wing, Special Study 105-9
- U.S. Forest Service, 1930  
Response of forest fuels to changes in atmospheric humidity  
Pacific Northwest Forest Expt. Sta. Res. Note #4
- Van, Nguyen-Hoi-, Sept. 1962  
Inventory and Nomenclature of Vietnam Soils  
Directorate of Research  
135 pp Saigon RVN
- Van Wagner, C.E., 1963  
Prescribed burning experiments, red and white pine  
Canada Dept. of Forestry Pub. #1020

**SECRET**

**Vehrencamp, J. E.**

An investigation of fire behavior in a natural atmospheric environment  
Engr. Dept. Rpt. 55-50  
UCLA  
47 pp

**Wendel, G.W., Storey, T.G. and Byram, G.M., 1962**

Forest fuels on organic and associated soils in the coastal plain of North Carolina  
Southeastern Forest Expt. Sta. Paper #144

**Wendel, G.W. and Storey, T.G., 1962**

Seasonal moisture fluctuations in four species of pocosin vegetation  
Southeastern Forest Expt. Sta. Paper #147

**Whittingham, H. E., 1965**

A review of fire weather investigations in Australia  
Fire Research Abstracts and Review 7(1):19-27

**Williams, Llewelyn, Dec. 1965**

Vegetation of Southeast Asia  
Studies of Forest Types 1963-1965  
U.S. Dept. of Agr. — Agricultural Research Service  
301 pp Washington, D. C.

**Yokoi, S., 1955**

Air currents rising from a heat source  
Bul. Fire Prev. Soc. Japan 5(1):1-4

# SECRET

## APPENDIX E.

### Fire Weather Probabilities

#### I. Single sites

Given:

$P_H$  = probability of a heavy rain within a day

$P_L$  = probability of a light rain within a day

$P_a$  = probability of an overcast day

$P_b$  = probability of a half-overcast day

$P_c$  = probability of a clear day

Assuming that:

- 1) Present weather is independent of past weather.
- 2) No drying occurs on rainy or overcast days (zero "drying days").
- 3) A half-overcast day is equivalent to one-half "drying day."
- 4) A clear day is equivalent to one "drying day."
- 5) A fire will burn if 5 or more "drying days" have accumulated since the last heavy rain provided that 2 or more "drying days" have accumulated since the last light rain.

What is the probability that at least one "burning day" will occur within an N day weather watch, ( $N = 1, 2, \dots, 15$ ), if

- A) when the weather watch is instituted, 3 "drying days" have accumulated since the last heavy rain?
- B) when the weather watch is instituted, no "drying days" have accumulated since the last heavy rain?

## SECRET

We recognize that a given site on any given day may require 0, 1/2, 1, 1-1/2, . . . 5 "drying days" before being in a suitable condition for burning. Thus, a site may be described as being in one of the following states:

<u>State Number</u>	<u>"Drying Days" Needed</u>	<u>Days Since Heavy Rain</u>	<u>Days Since Light Rain</u>
1	5	0	-
2	4-1/2	1/2	-
3	4	1	-
4	3-1/2	1-1/2	-
5	3	2	-
6	2-1/2	2-1/2	-
7	2	3	0
8	1-1/2	3-1/2	1/2
9	1	4	1
10	1/2	4-1/2	1-1/2
11	0	5	2
12	0	5-1/2	2-1/2
13	0	6	3
..	..	..	..

The desired probabilities for questions A and B above are then

- A) The probability that a site now in state 7 arrives at state 11 in no more than N steps.
- B) The probability that a site now in state 1 arrives in state 11 in no more than N steps.

Since we have assumed that present weather is independent of past weather, the problem may be formulated as a Markov chain; that is, the progress of drying may be described as a random or stochastic process which moves from state  $i$  to state  $j$  with probability  $q'_{ij}$  where the  $q'_{ij}$  depend only on the present state of the process.

The matrix  $Q'$  of single step transition probabilities,  $q'_{ij}$ , in terms of the  $P_j$  described earlier are given in Table 1. The probabilities we require for questions A and B can easily be derived from these single step probabilities. We form the matrix  $Q$  (Table 2) from  $Q'$  by

## SECRET

making state 11 an absorbing state and compute the N step transition matrix  $Q^{(N)}$  by raising Q to the N-th power. The desired probability for question A is then  $q_{7,11}^{(N)}$  and, for question B,  $q_{1,11}^{(N)}$ . Both occur in the right most column vector of the matrix. Hence, instead of  $Q^{(N)}$  we may compute  $Q^{(N-1)}q$  where q is the eleventh column of Q. The computations were performed from right to left as

$$Q(Q(Q(\dots(Qq)\dots)))$$

Each multiplication was then a matrix by a column vector; no multiplication of Q by itself was necessary.

### II. Multiple sites

Find the probability that at least one of M sites ( $M = 1, 2, \dots, 10$ ) will experience at least one "burning day" within an N day weather watch ( $N = 1, 2, \dots, 15$ ) if, when the weather watch is instituted, 3 "drying days" have accumulated at each site since the last heavy rain.

These probabilities were calculated from the formula

$$P_{M,N} = 1 - (1 - P_N)^M$$

where

$P_{M,N}$  = desired probability for M sites and an N day watch

$P_N$  = single site probability from I ( $q_{7,11}^{(N)}$ ).

The basic assumption here is that the weather at one site is independent of the weather at any other site.

### III. Unconditional probabilities

What is the probability that a random day is a burning day?

For the solution to this problem, we return to the matrix Q' of part I. The desired probability, U, is the probability that the process is found to be in state 11 or a higher state

# SECRET

on a random day. If the  $u_i$  are the probabilities from the stationary distribution of the chain, then

$$U = \sum_{i=11}^{\infty} u_i = 1 - \sum_{i=1}^{10} u_i.$$

The stationary probabilities satisfy the system of equations

$$u Q' = u$$

where  $u$  is a row vector with elements  $u_i$  and  $Q'$  is the extension of  $Q$ . A stepwise solution of the system for the first ten  $u_i$  was obtained with the following formulae:

$$u_1 = P_H / (1 - P_a - P_L)$$

$$u_2 = u_1 P_b / (1 - P_a - P_L)$$

$$u_i = (P_c u_{i-2} + P_b u_{i-1}) / (1 - P_a - P_L) \quad i = 3, 4, 5, 6$$

$$u_7 = \left[ P_c u_5 + P_b u_6 + P_L \left( 1 - \sum_{i=1}^6 u_i \right) \right] / (1 - P_a)$$

$$u_i = (P_c u_{i-2} + P_b u_{i-1}) / (1 - P_a) \quad i = 8, 9, 10$$

TABLE 1.

	1	2	3	4	5	6	7	8	9	10	11	12	13	..
1	HLa	b	c											
2	H	La	b	c										
3	H		La	b	c									
4	H			La	b	c								
5	H				La	b	c							
6	H					La	b	c						
7	H						La	b	c					
8	H							a	b	c				
9	H								a	b	c			
10	H									a	b	c		
11	H										a	b	c	
12	H											a	b	..
13	H												a	..
..														..

where

$$HLa = P_H + P_L + P_a$$

$$H = P_H$$

$$La = P_L + P_a$$

$$a = P_a$$

$$b = P_b$$

$$c = P_c$$

$$L = P_L$$

TABLE 2.

	1	2	3	4	5	6	7	8	9	10	11
1	HLa	b	c								
2	H	La	b	c							
3	H	H	La	b	c						
4	H	H	H	La	b	c					
5	H	H	H	H	La	b	c				
6	H	H	H	H	H	La	b	c			
7	H	H	H	H	H	H	La	b	c		
8	H	H	H	H	H	H	L	a	b	c	
9	H	H	H	H	H	H	L	L	a	b	c
10	H	H	H	H	H	H	L	L	L	a	bc
11											1

where

$$HLa = P_H + P_L + P_a$$

$$H = P_H$$

$$La = P_L + P_a$$

$$L = P_L$$

$$a = P_a$$

$$b = P_b$$

$$c = P_c$$

$$bc = P_b + P_c$$

**SECRET**

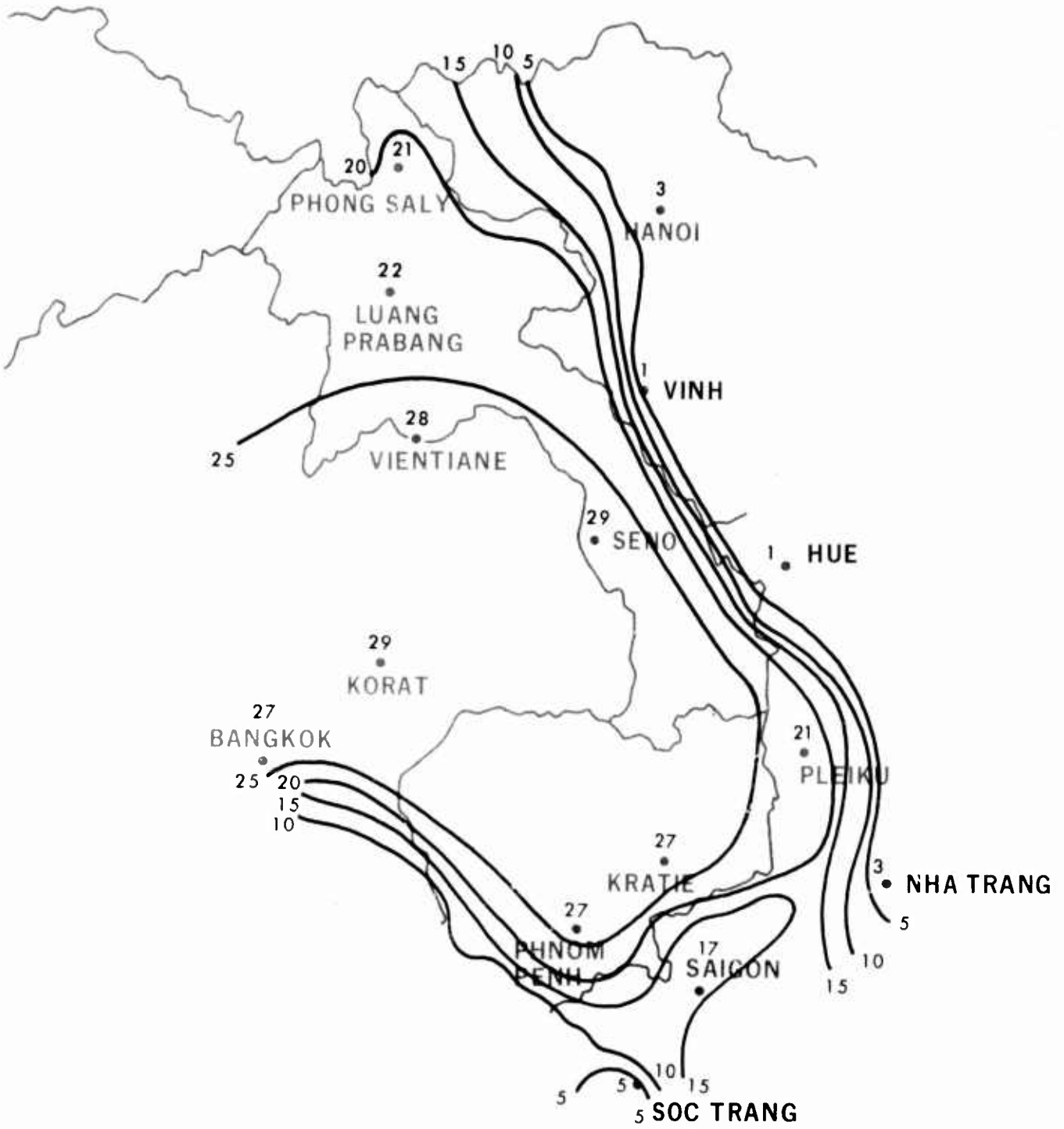


**STATION LIST**

- A-SOC TRANG
- B-SAIGON
- C-NHA TRANG
- D-PLEIKU
- E-HUE
- F-VINH
- G-HANOI
- H-PHNOM PEHN
- J-KRATIE
- K-SENO
- L-BANKOK
- M-KORAT
- N-VIENTIANE
- P-LUANG PRABANG
- R-PHONG SALLY

**SECRET**

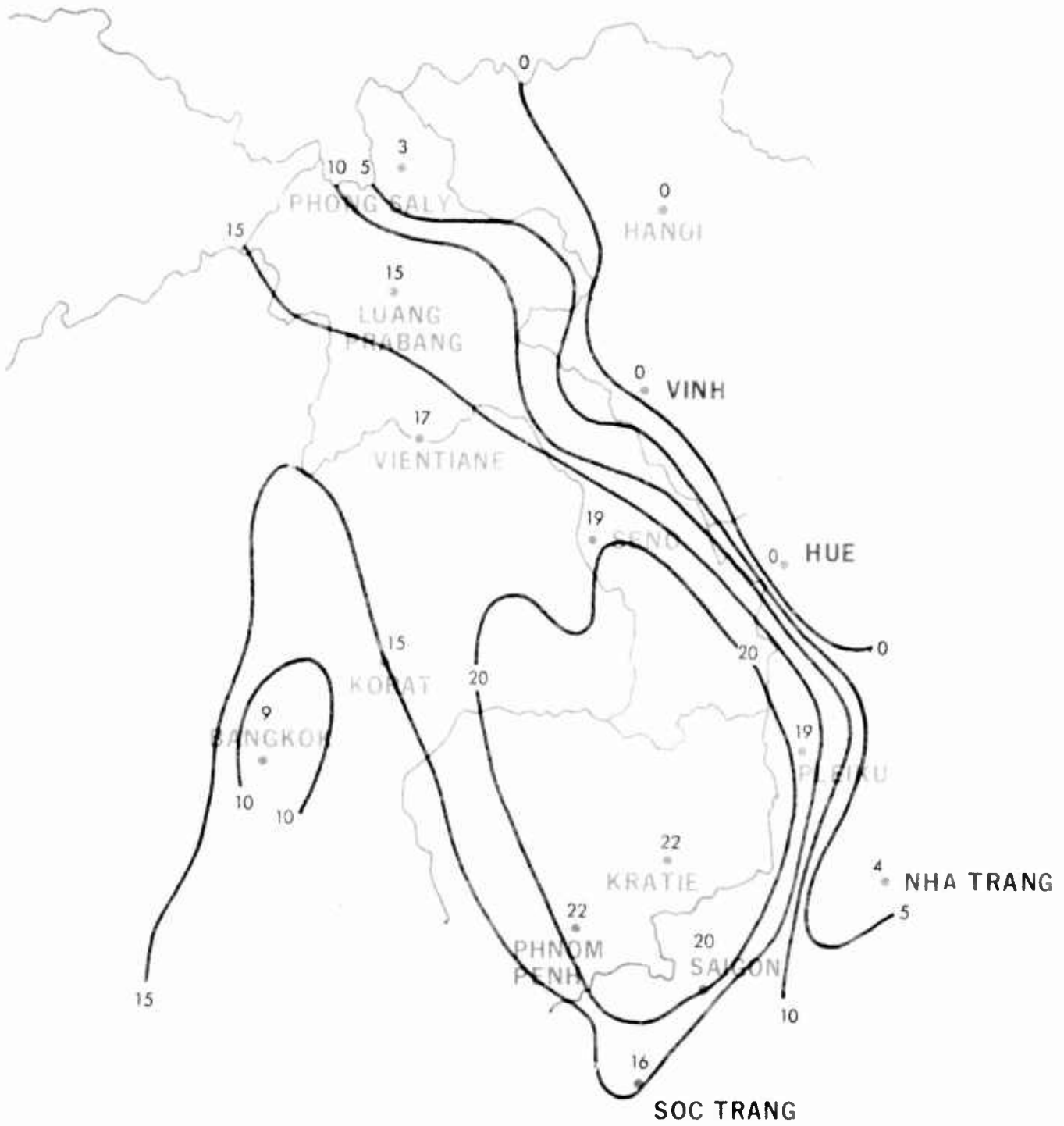
**SECRET**



January  
41

**SECRET**

**SECRET**

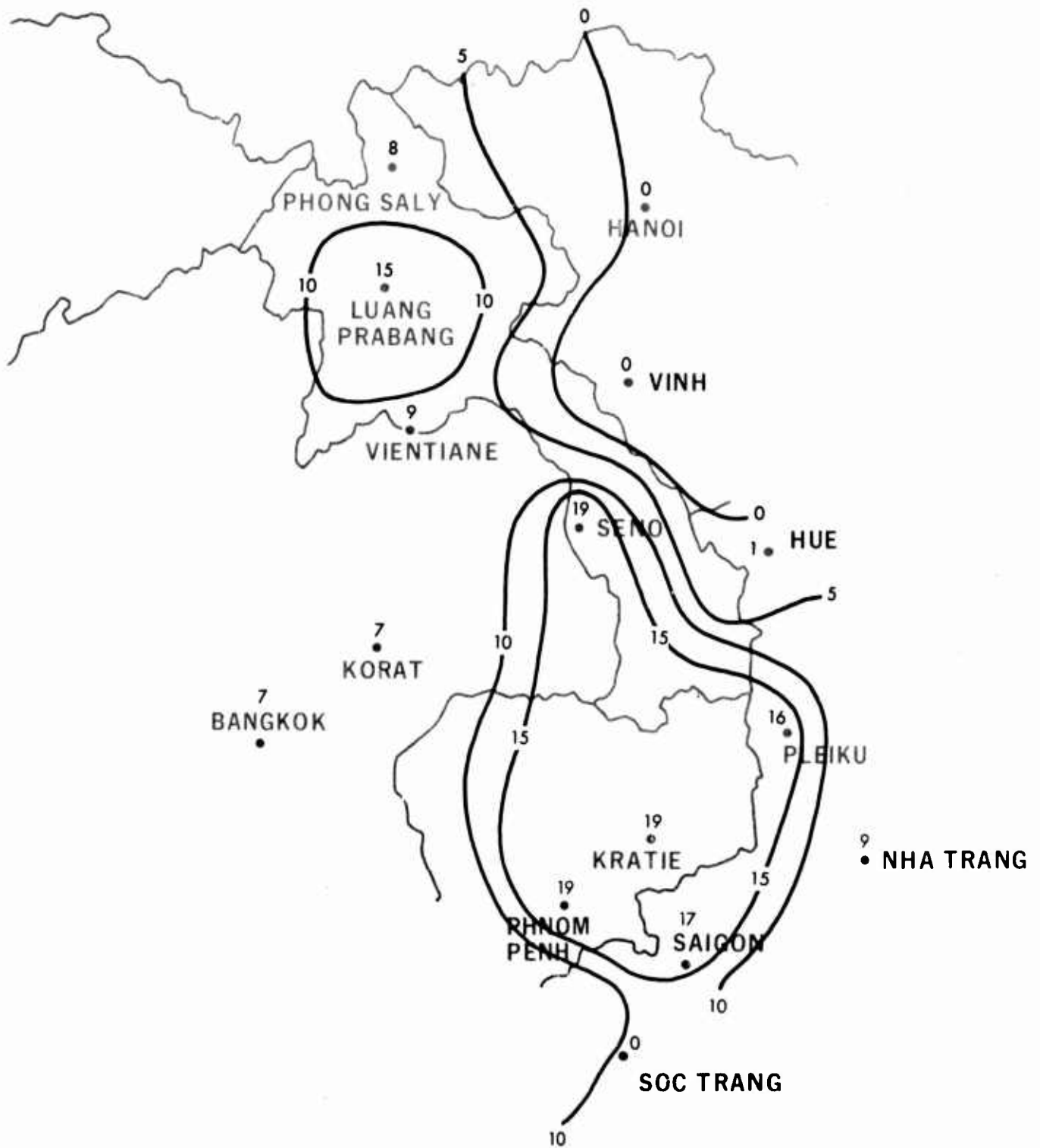


**February**

**42**

**SECRET**

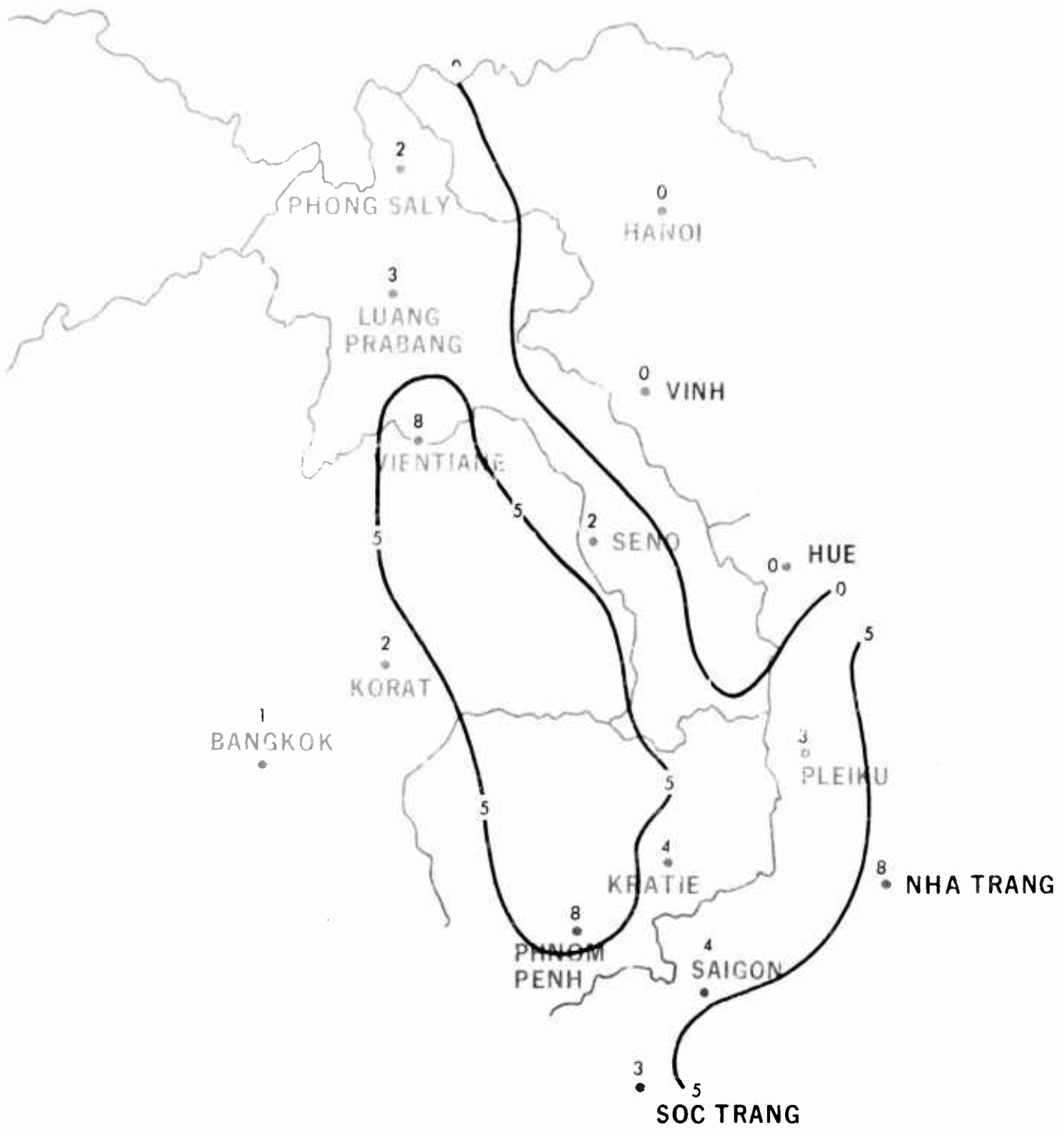
**SECRET**



**March**  
43

**SECRET**

**SECRET**

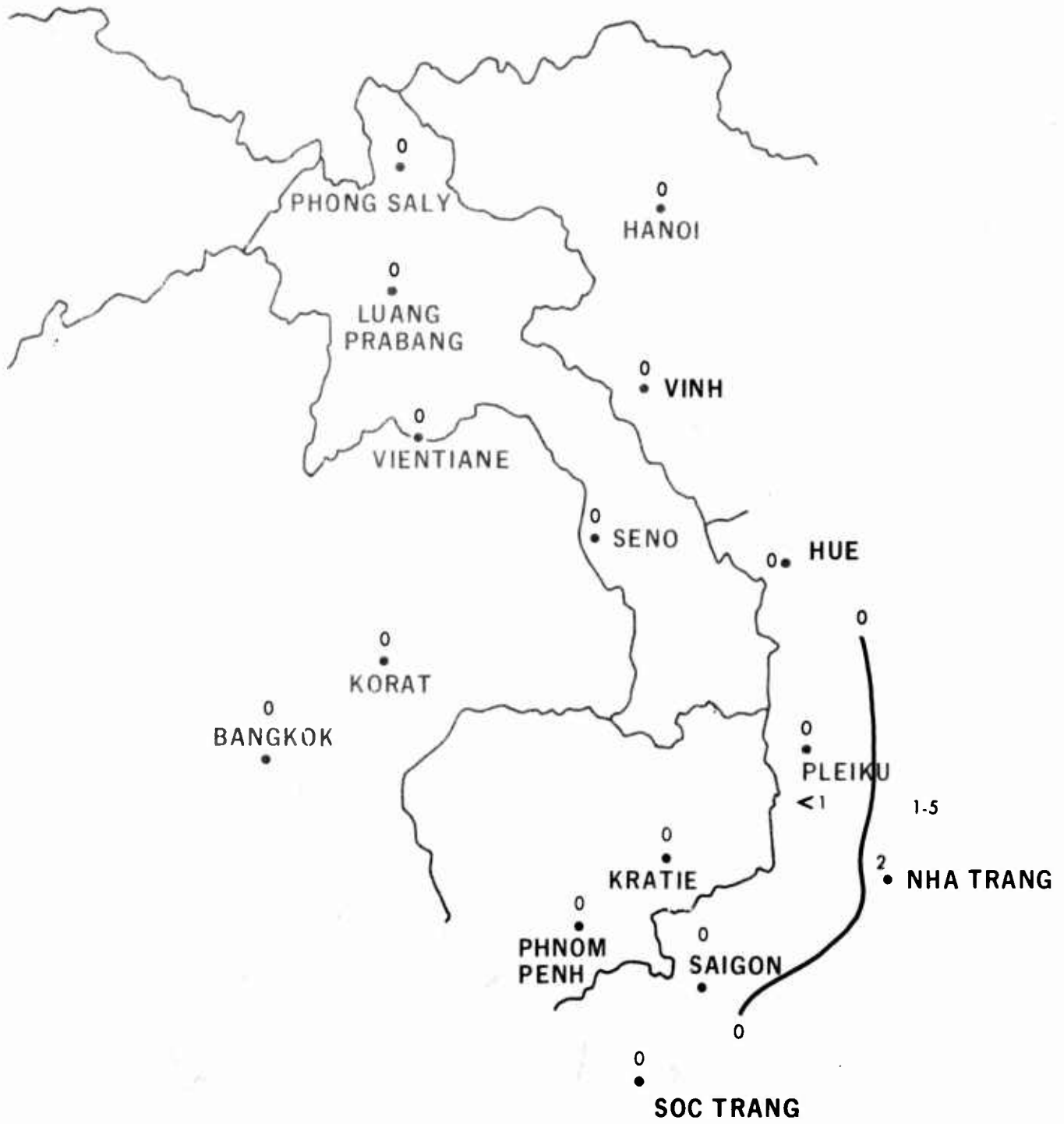


April

44

**SECRET**

**SECRET**

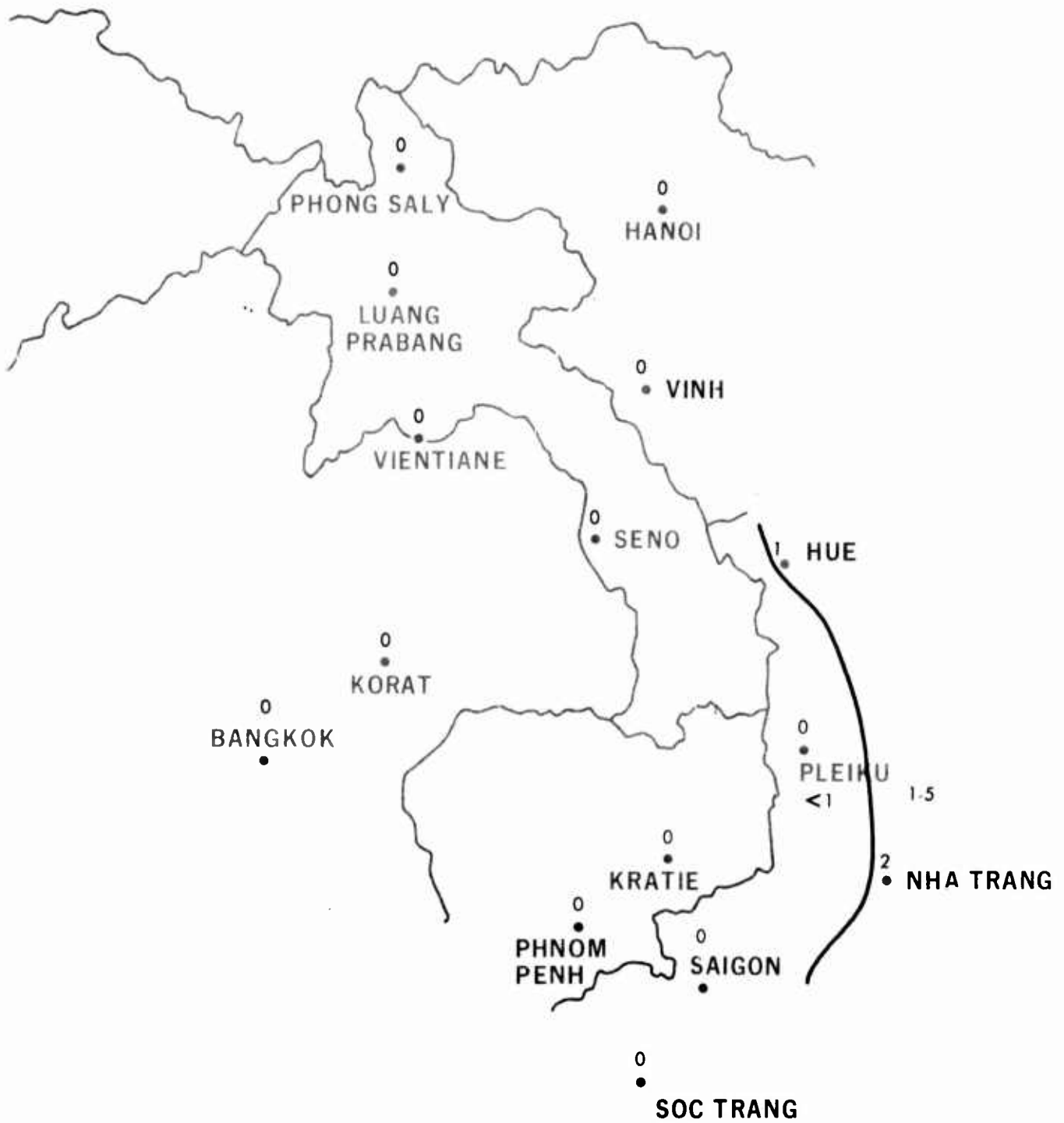


**May**

45

**SECRET**

**SECRET**

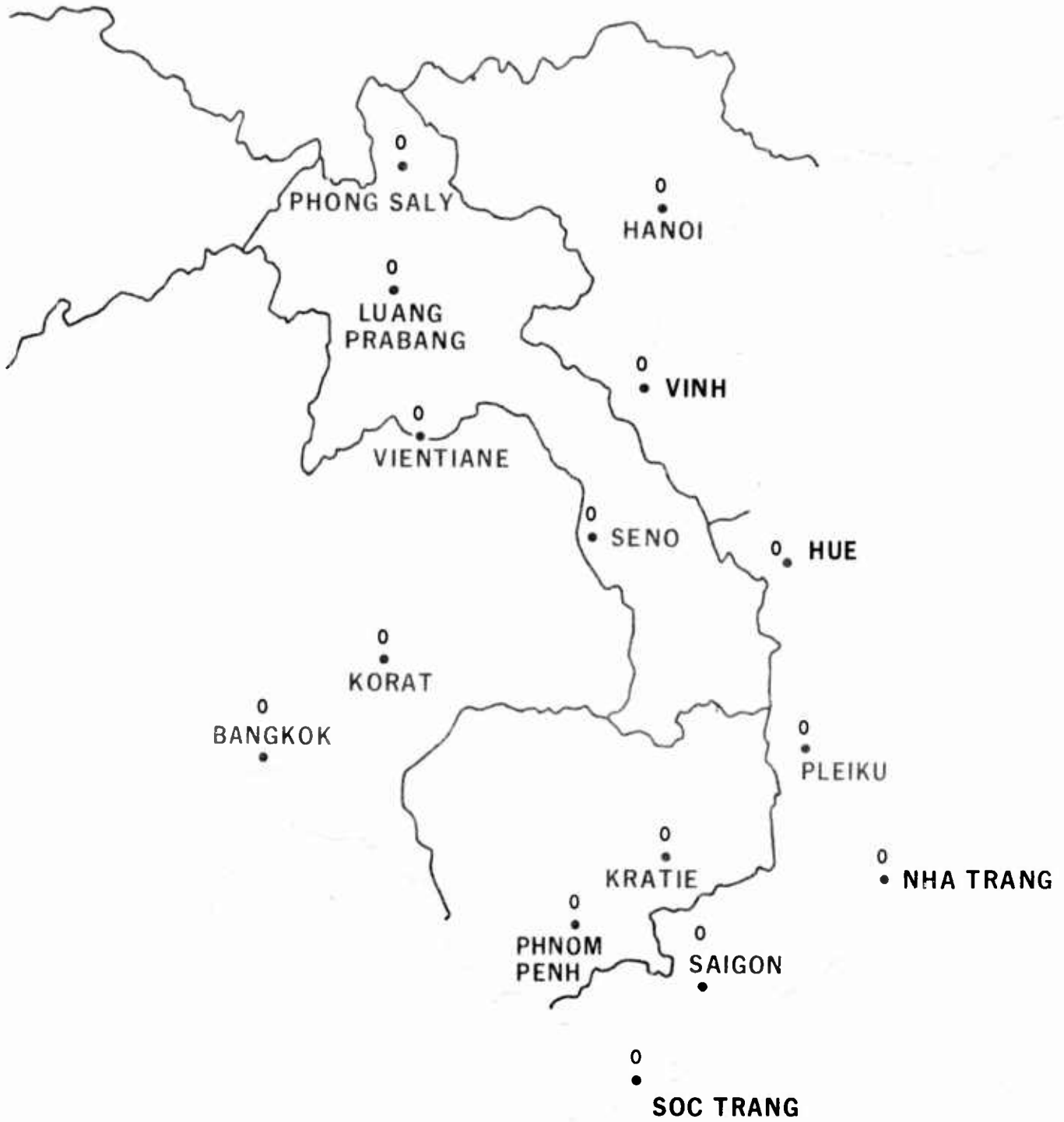


June

46

**SECRET**

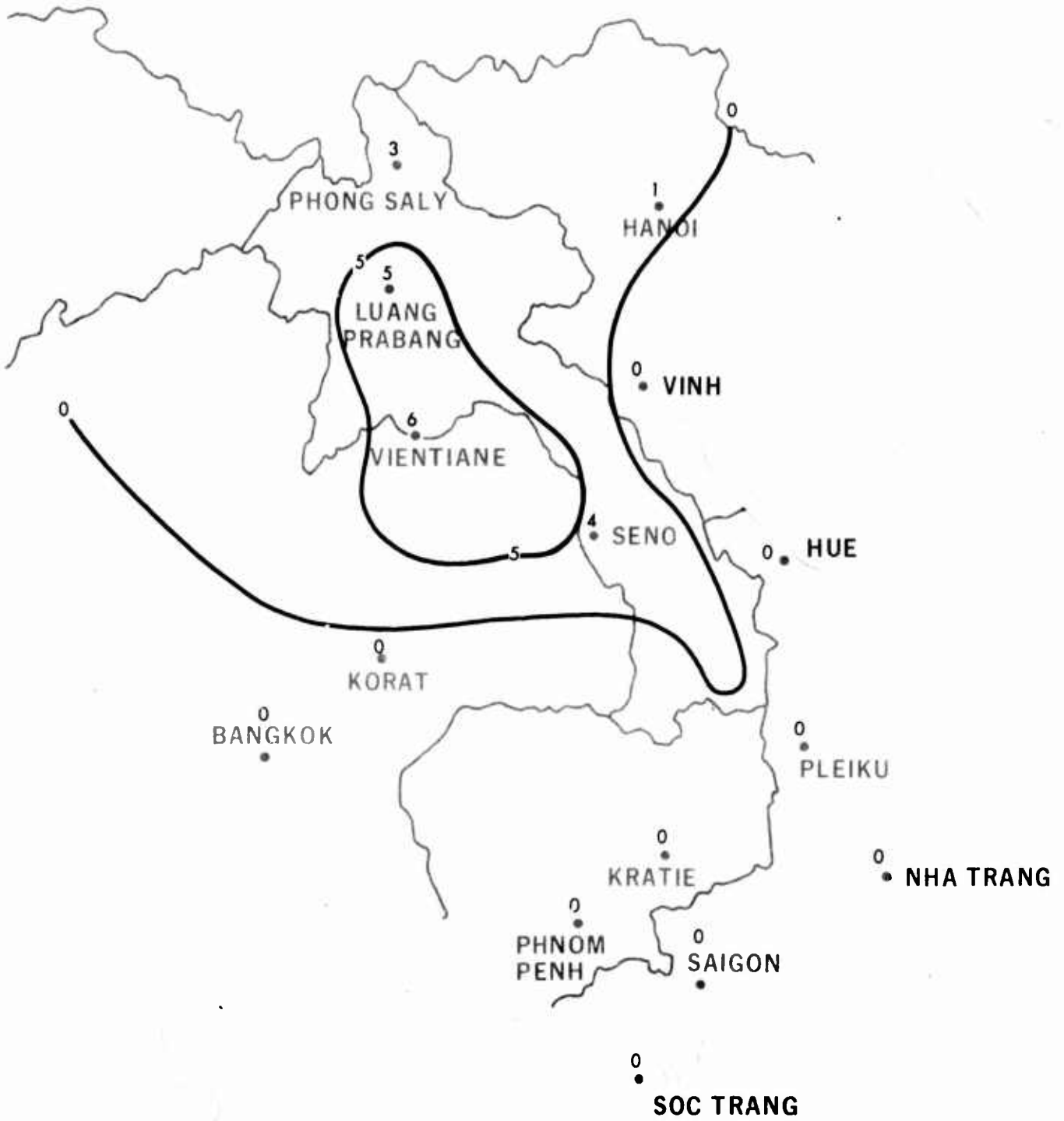
**SECRET**



**July, August, September**  
47

**SECRET**

**SECRET**

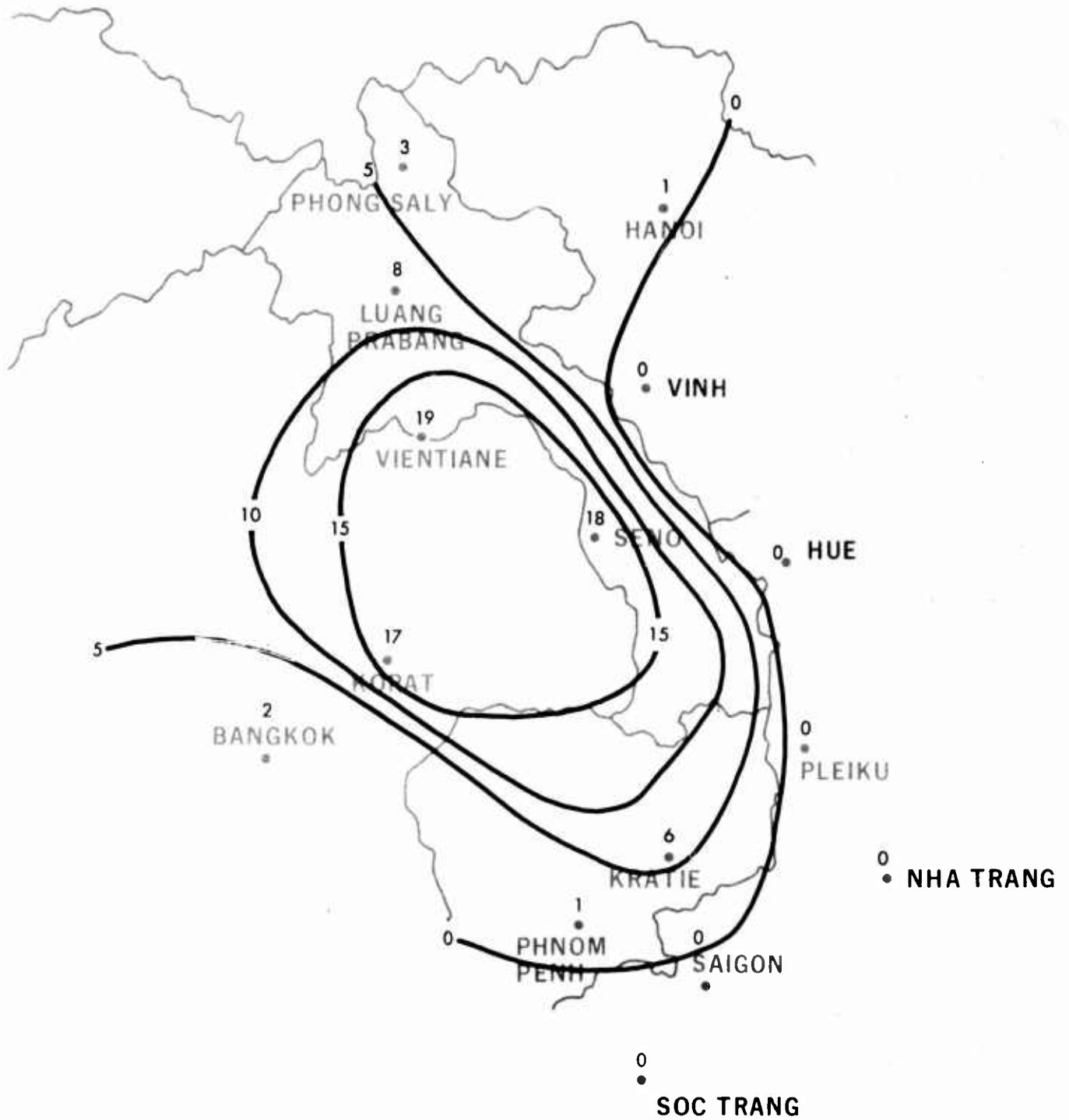


**October**

48

**SECRET**

**SECRET**

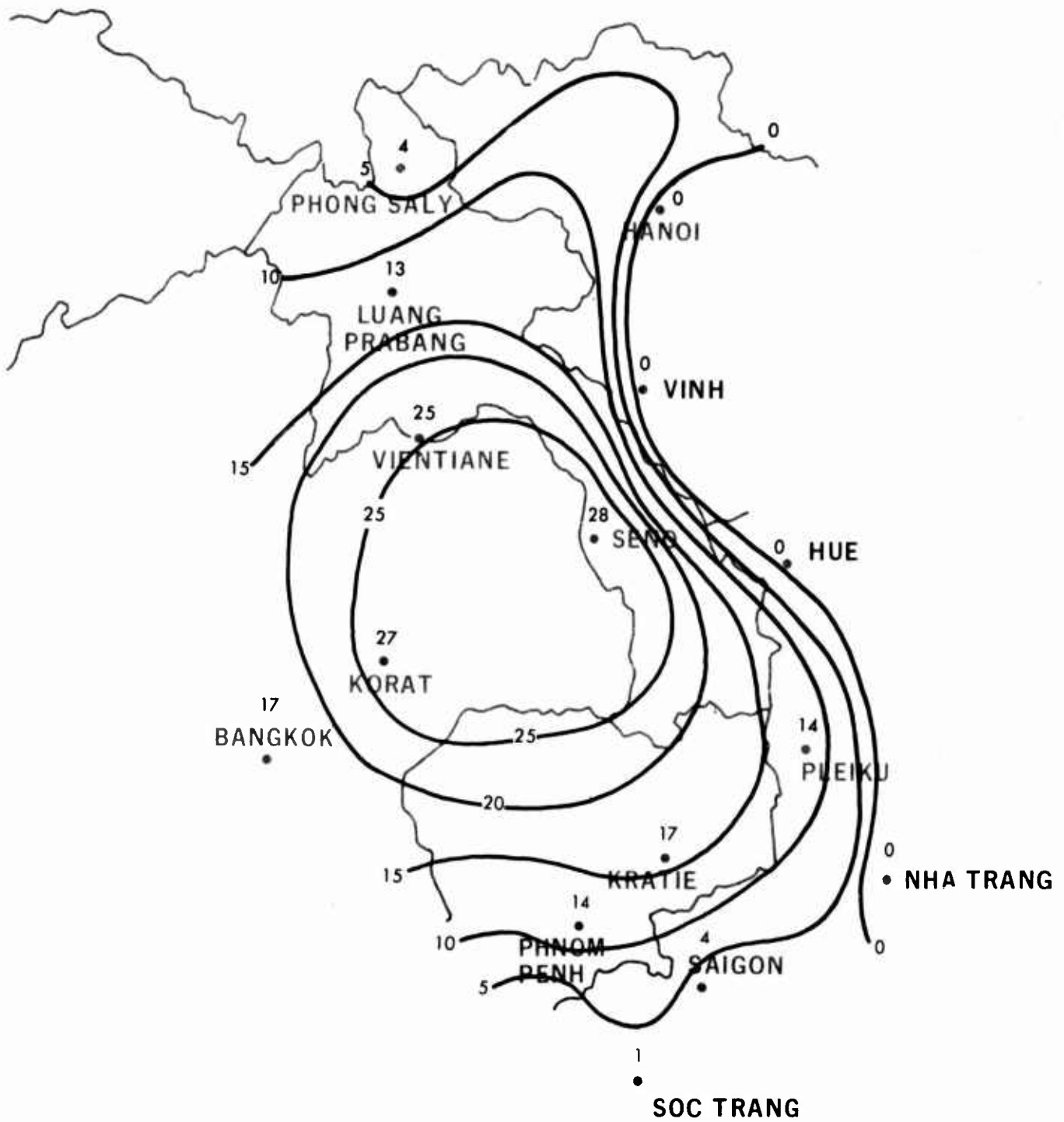


**November**

49

**SECRET**

**SECRET**



December

50

**SECRET**

STATION A JAN

INPUT DATA

- .048
- .049
- .645
- .193
- .065

PROBABILITY THAT AT LEAST ONE SITE BECOMES READY AFTER WEATHER WATCH IS INSTITUTED

ROW HEADS ARE DAYS SINCE WEATHER WATCH BEGAN COLUMN HEADS ARE NUMBER OF SITES AVAILABLE

	1	2	3	4	5	6	7	8	9	10	XX	
1	.004	0.008	0.013	0.017	0.021	0.025	0.029	0.033	0.037	0.041	0.041	0.
2	.019	0.037	0.055	0.073	0.090	0.108	0.124	0.141	0.157	0.173	0.173	0.
3	.044	0.086	0.126	0.165	0.202	0.237	0.270	0.302	0.333	0.362	0.362	0.
4	.078	0.149	0.215	0.276	0.332	0.384	0.432	0.476	0.517	0.554	0.554	0.000
5	.116	0.219	0.310	0.390	0.461	0.524	0.579	0.628	0.671	0.710	0.710	0.000
6	.157	0.290	0.401	0.495	0.575	0.642	0.698	0.745	0.785	0.819	0.819	0.000
7	.198	0.357	0.484	0.586	0.668	0.734	0.786	0.829	0.863	0.890	0.890	0.000
8	.237	0.418	0.555	0.661	0.741	0.802	0.849	0.885	0.912	0.933	0.933	0.001
9	.273	0.471	0.616	0.720	0.797	0.852	0.893	0.922	0.943	0.959	0.959	0.002
10	.306	0.518	0.665	0.767	0.838	0.888	0.922	0.946	0.962	0.974	0.974	0.003
11	.335	0.557	0.706	0.804	0.870	0.913	0.942	0.962	0.974	0.983	0.983	0.006
12	.361	0.591	0.739	0.833	0.893	0.932	0.956	0.972	0.982	0.989	0.989	0.009
13	.383	0.620	0.766	0.855	0.911	0.945	0.966	0.979	0.987	0.992	0.992	0.014
14	.403	0.644	0.788	0.873	0.924	0.955	0.973	0.984	0.990	0.994	0.994	0.020

COLUMN XX IS SINGLE SITE STARTING DAY AFTER HEAVY RAIN

UNCONDITIONAL PROBABILITY =.155

STATION A FEB

INPUT DATA

- .029
- .007
- .071
- .250
- .143

PROBABILITY THAT AT LEAST ONE SITE BECOMES  
READY AFTER WEATHER WATCH IS INSTITUTED

ROW HEADS ARE DAYS SINCE WEATHER WATCH BEGAN  
COLUMN HEADS ARE NUMBER OF SITES AVAILABLE

	1	2	3	4	5	6	7	8	9	10	XX
1	.020	0.040	0.060	0.079	0.098	0.117	0.135	0.152	0.170	0.187	0.
2	.081	0.155	0.224	0.287	0.344	0.398	0.446	0.491	0.532	0.570	0.
3	.171	0.313	0.431	0.528	0.609	0.676	0.731	0.777	0.815	0.847	0.
4	.274	0.473	0.617	0.722	0.798	0.854	0.894	0.923	0.944	0.959	0.000
5	.376	0.610	0.757	0.848	0.905	0.941	0.963	0.977	0.986	0.991	0.001
6	.467	0.716	0.849	0.920	0.957	0.977	0.988	0.994	0.997	0.998	0.003
7	.545	0.793	0.906	0.957	0.981	0.991	0.996	0.998	0.999	1.000	0.009
8	.609	0.847	0.940	0.977	0.991	0.996	0.999	0.999	1.000	1.000	0.021
9	.659	0.884	0.960	0.986	0.995	0.998	0.999	1.000	1.000	1.000	0.040
10	.698	0.909	0.972	0.992	0.997	0.999	1.000	1.000	1.000	1.000	0.066
11	.728	0.926	0.980	0.995	0.999	1.000	1.000	1.000	1.000	1.000	0.100
12	.752	0.938	0.985	0.996	0.999	1.000	1.000	1.000	1.000	1.000	0.141
13	.771	0.948	0.988	0.997	0.999	1.000	1.000	1.000	1.000	1.000	0.187
14	.787	0.954	0.990	0.998	1.000	1.000	1.000	1.000	1.000	1.000	0.236

COLUMN XX IS SINGLE SITE STARTING DAY AFTER HEAVY RAIN

UNCONDITIONAL PROBABILITY = .557

STATION A MAR

INPUT DATA

- .064
- .033
- .452
- .290
- .161

PROBABILITY THAT AT LEAST ONE SITE BECOMES  
READY AFTER WEATHER WATCH IS INSTITUTED

ROW HEADS ARE DAYS SINCE WEATHER WATCH BEGAN  
COLUMN HEADS ARE NUMBER OF SITES AVAILABLE

	1	2	3	4	5	6	7	8	9	10	XX
1	.026	0.051	0.076	0.100	0.123	0.146	0.168	0.189	0.211	0.231	0.
2	.106	0.201	0.285	0.361	0.428	0.489	0.543	0.591	0.635	0.673	0.
3	.212	0.378	0.510	0.614	0.695	0.760	0.811	0.851	0.882	0.907	0.
4	.316	0.532	0.680	0.781	0.850	0.897	0.930	0.952	0.967	0.978	0.000
5	.404	0.645	0.789	0.874	0.925	0.955	0.973	0.984	0.991	0.994	0.001
6	.473	0.723	0.854	0.923	0.960	0.975	0.989	0.994	0.997	0.998	0.006
7	.525	0.774	0.893	0.949	0.976	0.988	0.995	0.997	0.999	0.999	0.017
8	.562	0.809	0.916	0.963	0.984	0.993	0.997	0.999	0.999	1.000	0.036
9	.590	0.832	0.931	0.972	0.988	0.995	0.998	0.999	1.000	1.000	0.063
10	.612	0.850	0.942	0.977	0.991	0.997	0.999	0.999	1.000	1.000	0.097
11	.630	0.863	0.949	0.981	0.993	0.997	0.999	1.000	1.000	1.000	0.137
12	.647	0.875	0.956	0.984	0.994	0.998	0.999	1.000	1.000	1.000	0.161
13	.662	0.886	0.961	0.987	0.996	0.999	0.999	1.000	1.000	1.000	0.225
14	.677	0.896	0.966	0.989	0.996	0.999	1.000	1.000	1.000	1.000	0.269

COLUMN XX IS SINGLE SITE STARTING DAY AFTER HEAVY RAIN

UNCONDITIONAL PROBABILITY = .305

STATION A APR

INPUT DATA

.154  
.013  
.400  
.300  
.133

PROBABILITY THAT AT LEAST ONE SITE BECOMES  
READY AFTER WEATHER WATCH IS INSTITUTED

ROW HEADS ARE DAYS SINCE WEATHER WATCH BEGAN  
COLUMN HEADS ARE NUMBER OF SITES AVAILABLE

	1	2	3	4	5	6	7	8	9	10	XX
1	.0	.0	.0	.0	.0	.0	.0	.0	.0	.0	.0
2	.018	0.035	0.052	0.069	0.085	0.102	0.117	0.133	0.148	0.163	0.
3	.079	0.151	0.218	0.279	0.336	0.388	0.436	0.480	0.521	0.559	0.
4	.156	0.287	0.398	0.492	0.571	0.637	0.694	0.742	0.782	0.816	0.
5	.225	0.400	0.535	0.640	0.721	0.784	0.833	0.870	0.899	0.922	0.000
6	.278	0.479	0.624	0.729	0.804	0.859	0.898	0.927	0.947	0.962	0.001
7	.315	0.531	0.679	0.780	0.849	0.897	0.929	0.952	0.967	0.977	0.003
8	.339	0.563	0.711	0.809	0.874	0.917	0.945	0.964	0.976	0.984	0.008
9	.355	0.583	0.731	0.826	0.888	0.928	0.953	0.970	0.981	0.987	0.017
10	.365	0.597	0.745	0.838	0.897	0.935	0.959	0.974	0.983	0.989	0.029
11	.374	0.609	0.755	0.847	0.904	0.940	0.962	0.977	0.985	0.991	0.044
12	.383	0.619	0.765	0.855	0.910	0.945	0.966	0.979	0.987	0.992	0.061
13	.391	0.630	0.775	0.863	0.916	0.949	0.969	0.981	0.989	0.993	0.079
14	.401	0.641	0.785	0.871	0.923	0.954	0.972	0.983	0.990	0.994	0.097
15	.411	0.653	0.795	0.879	0.929	0.958	0.975	0.985	0.991	0.995	0.115

COLUMN XX IS SINGLE SITE STARTING DAY AFTER HEAVY RAIN

UNCONDITIONAL PROBABILITY = .090

STATION A MAY

INPUT DATA

- .431
- .053
- .323
- .065
- .129

PROBABILITY THAT AT LEAST ONE SITE BECOMES  
READY AFTER WEATHER WATCH IS INSTITUTED

ROW HEADS ARE DAYS SINCE WEATHER WATCH BEGAN  
COLUMN HEADS ARE NUMBER OF SITES AVAILABLE

	1	2	3	4	5	6	7	8	9	10	XX
1	0.	0.	0.	0.	0.	0.	0.	0.	0.	0.	0.
2	.017	0.033	0.049	0.065	0.080	0.096	0.111	0.126	0.140	0.154	0.
3	.032	0.063	0.093	0.122	0.150	0.178	0.204	0.230	0.254	0.278	0.
4	.042	0.083	0.122	0.159	0.194	0.228	0.261	0.292	0.322	0.351	0.
5	.048	0.094	0.138	0.179	0.219	0.256	0.292	0.326	0.359	0.390	0.000
6	.051	0.100	0.146	0.190	0.232	0.271	0.308	0.344	0.378	0.410	0.000
7	.053	0.103	0.151	0.196	0.238	0.279	0.317	0.353	0.387	0.420	0.000
8	.054	0.105	0.153	0.199	0.242	0.283	0.321	0.358	0.393	0.425	0.001
9	.054	0.106	0.155	0.201	0.244	0.285	0.324	0.361	0.396	0.429	0.001
10	.055	0.107	0.156	0.202	0.246	0.287	0.327	0.364	0.398	0.431	0.001
11	.055	0.108	0.157	0.203	0.248	0.289	0.328	0.366	0.401	0.434	0.002
12	.056	0.108	0.158	0.205	0.249	0.291	0.330	0.367	0.403	0.436	0.002
13	.056	0.109	0.159	0.206	0.250	0.292	0.332	0.369	0.405	0.438	0.002
14	.056	0.110	0.160	0.207	0.252	0.294	0.334	0.371	0.407	0.440	0.003
15	.057	0.110	0.161	0.208	0.253	0.296	0.335	0.373	0.409	0.442	0.003

COLUMN XX IS SINGLE SITE STARTING DAY AFTER HEAVY RAIN

UNCONDITIONAL PROBABILITY = .001

STATION A JUNE

INPUT DATA

.563  
.070  
.133  
.167  
.067

PROBABILITY THAT AT LEAST ONE SITE BECOMES  
READY AFTER WEATHER WATCH IS INSTITUTED

ROW HEADS ARE DAYS SINCE WEATHER WATCH BEGAN  
COLUMN HEADS ARE NUMBER OF SITES AVAILABLE

	1	2	3	4	5	6	7	8	9	10	XX
1	.004	0.	0.	0.	0.	0.	0.	0.	0.	0.	0.
2	.004	0.009	0.013	0.018	0.022	0.027	0.031	0.035	0.040	0.044	0.
3	.013	0.026	0.039	0.051	0.064	0.076	0.088	0.100	0.112	0.124	0.
4	.018	0.036	0.053	0.070	0.087	0.103	0.119	0.135	0.151	0.166	0.
5	.020	0.040	0.059	0.077	0.096	0.114	0.132	0.149	0.166	0.183	0.000
6	.021	0.041	0.061	0.080	0.099	0.118	0.136	0.154	0.171	0.189	0.000
7	.021	0.041	0.062	0.081	0.100	0.119	0.138	0.156	0.174	0.191	0.000
8	.021	0.042	0.062	0.082	0.101	0.120	0.138	0.157	0.174	0.192	0.000
9	.021	0.042	0.062	0.082	0.101	0.120	0.139	0.157	0.175	0.192	0.000
10	.021	0.042	0.062	0.082	0.102	0.121	0.139	0.157	0.175	0.193	0.000
11	.021	0.042	0.062	0.082	0.102	0.121	0.140	0.158	0.176	0.193	0.000
12	.021	0.042	0.063	0.082	0.102	0.121	0.140	0.158	0.176	0.194	0.000
13	.021	0.042	0.063	0.083	0.102	0.121	0.140	0.159	0.177	0.194	0.000
14	.021	0.042	0.063	0.083	0.103	0.122	0.141	0.159	0.177	0.195	0.000
15	.021	0.042	0.063	0.083	0.103	0.122	0.141	0.159	0.177	0.195	0.000

COLUMN XX IS SINGLE SITE STARTING DAY AFTER HEAVY RAIN

UNCONDITIONAL PROBABILITY =.000

STATION A JULY

INPUT DATA

- .511
- .070
- .161
- .161
- .097

PROBABILITY THAT AT LEAST ONE SITE BECOMES  
READY AFTER WEATHER WATCH IS INSTITUTED

ROW HEADS ARE DAYS SINCE WEATHER WATCH BEGAN  
COLUMN HEADS ARE NUMBER OF SITES AVAILABLE

	1	2	3	4	5	6	7	8	9	10	XX
1	.009	0.019	0.028	0.037	0.046	0.055	0.064	0.073	0.082	0.090	0.090
2	.024	0.047	0.069	0.091	0.113	0.134	0.154	0.174	0.194	0.213	0.213
3	.032	0.063	0.093	0.121	0.149	0.177	0.203	0.228	0.253	0.277	0.277
4	.035	0.070	0.103	0.134	0.165	0.195	0.223	0.251	0.277	0.303	0.303
5	.037	0.072	0.107	0.140	0.171	0.202	0.231	0.260	0.287	0.313	0.313
6	.038	0.074	0.108	0.142	0.174	0.205	0.235	0.263	0.291	0.318	0.318
7	.038	0.074	0.109	0.143	0.175	0.206	0.236	0.265	0.293	0.320	0.320
8	.038	0.075	0.110	0.144	0.176	0.208	0.238	0.267	0.295	0.321	0.321
9	.038	0.075	0.110	0.144	0.177	0.208	0.239	0.268	0.296	0.323	0.323
10	.038	0.075	0.111	0.145	0.178	0.209	0.240	0.269	0.297	0.324	0.324
11	.039	0.076	0.111	0.146	0.179	0.210	0.241	0.270	0.298	0.326	0.326
12	.039	0.076	0.112	0.146	0.180	0.211	0.242	0.271	0.300	0.327	0.327
13	.039	0.077	0.113	0.147	0.180	0.212	0.243	0.273	0.301	0.328	0.328
14	.039	0.077	0.113	0.148	0.181	0.213	0.244	0.274	0.302	0.330	0.330
15	.039	0.077	0.113	0.148	0.181	0.213	0.244	0.274	0.302	0.330	0.330

COLUMN XX IS SINGLE SITE STARTING DAY AFTER HEAVY RAIN

UNCONDITIONAL PROBABILITY = .000

STATION A AUG

INPUT DATA

- .515
- .033
- .258
- .097
- .097

PROBABILITY THAT AT LEAST ONE SITE BECOMES  
READY AFTER WEATHER WATCH IS INSTITUTED

ROW HEADS ARE DAYS SINCE WEATHER WATCH BEGAN  
COLUMN HEADS ARE NUMBER OF SITES AVAILABLE

	1	2	3	4	5	6	7	8	9	10	XX
1	.009	0.	0.	0.	0.	0.	0.	0.	0.	0.	0.
2	.019	0.019	0.028	0.037	0.046	0.055	0.064	0.073	0.082	0.090	0.
3	.019	0.038	0.056	0.074	0.092	0.109	0.127	0.143	0.160	0.176	0.
4	.025	0.050	0.074	0.097	0.120	0.142	0.164	0.185	0.205	0.225	0.
5	.028	0.056	0.082	0.108	0.133	0.158	0.182	0.205	0.227	0.249	0.000
6	.030	0.058	0.086	0.113	0.140	0.165	0.190	0.214	0.237	0.260	0.000
7	.030	0.060	0.088	0.116	0.142	0.168	0.193	0.218	0.242	0.264	0.000
8	.031	0.060	0.089	0.117	0.144	0.170	0.195	0.220	0.244	0.267	0.000
9	.031	0.060	0.089	0.117	0.144	0.171	0.196	0.221	0.245	0.268	0.000
10	.031	0.061	0.090	0.118	0.145	0.171	0.197	0.222	0.246	0.269	0.000
11	.031	0.061	0.090	0.118	0.145	0.172	0.197	0.222	0.246	0.270	0.001
12	.031	0.061	0.090	0.119	0.146	0.172	0.198	0.223	0.247	0.270	0.001
13	.031	0.061	0.091	0.119	0.146	0.173	0.199	0.224	0.248	0.271	0.001
14	.031	0.062	0.091	0.119	0.147	0.174	0.199	0.224	0.249	0.272	0.001
15	.031	0.062	0.091	0.120	0.147	0.174	0.200	0.225	0.249	0.273	0.001

COLUMN XX IS SINGLE SITE STARTING DAY AFTER HEAVY RAIN

UNCONDITIONAL PROBABILITY =.000

STATION A SEPT

INPUT DATA

- .545
- .054
- .167
- .167
- .067

PROBABILITY THAT AT LEAST ONE SITE BECOMES  
READY AFTER WEATHER WATCH IS INSTITUTED

ROW HEADS ARE DAYS SINCE WEATHER WATCH BEGAN  
COLUMN HEADS ARE NUMBER OF SITES AVAILABLE

	1	2	3	4	5	6	7	8	9	10	XX
1	0.	0.	0.	0.	0.	0.	0.	0.	0.	0.	0.
2	.004	0.009	0.013	0.018	0.022	0.027	0.031	0.035	0.040	0.044	0.
3	.013	0.026	0.039	0.052	0.065	0.077	0.090	0.102	0.114	0.126	0.
4	.019	0.038	0.056	0.074	0.091	0.108	0.125	0.142	0.158	0.174	0.
5	.021	0.042	0.063	0.083	0.103	0.122	0.141	0.159	0.177	0.195	0.000
6	.022	0.044	0.066	0.087	0.107	0.127	0.147	0.166	0.185	0.203	0.000
7	.023	0.045	0.067	0.088	0.109	0.129	0.149	0.169	0.188	0.206	0.000
8	.023	0.045	0.067	0.089	0.110	0.130	0.150	0.170	0.189	0.208	0.000
9	.023	0.046	0.068	0.089	0.110	0.131	0.151	0.170	0.190	0.208	0.000
10	.023	0.046	0.068	0.089	0.111	0.131	0.151	0.171	0.190	0.209	0.000
11	.023	0.046	0.068	0.090	0.111	0.131	0.152	0.171	0.191	0.209	0.000
12	.023	0.046	0.068	0.090	0.111	0.132	0.152	0.172	0.191	0.210	0.000
13	.023	0.046	0.068	0.090	0.111	0.132	0.152	0.172	0.192	0.210	0.000
14	.023	0.046	0.069	0.090	0.112	0.133	0.153	0.173	0.192	0.211	0.000
15	.023	0.046	0.069	0.091	0.112	0.133	0.153	0.173	0.193	0.211	0.001

COLUMN XX IS SINGLE SITE STARTING DAY AFTER HEAVY RAIN

UNCONDITIONAL PROBABILITY =.000

STATION A OCT

INPUT DATA

- .534
- .046
- .258
- .097
- .065

PROBABILITY THAT AT LEAST ONE SITE BECOMES READY AFTER WEATHER WATCH IS INSTITUTED

ROW HEADS ARE DAYS SINCE WEATHER WATCH BEGAN COLUMN HEADS ARE NUMBER OF SITES AVAILABLE

	1	2	3	4	5	6	7	8	9	10	XX
1	0.	0.	0.	0.	0.	0.	0.	0.	0.	0.	0.
2	.004	0.008	0.013	0.017	0.021	0.025	0.029	0.033	0.037	0.041	0.
3	.009	0.018	0.028	0.037	0.045	0.054	0.063	0.072	0.080	0.089	0.
4	.013	0.025	0.037	0.050	0.061	0.073	0.085	0.097	0.108	0.119	0.
5	.014	0.029	0.043	0.056	0.070	0.083	0.097	0.110	0.122	0.135	0.000
6	.015	0.030	0.045	0.060	0.074	0.088	0.102	0.116	0.129	0.142	0.000
7	.016	0.031	0.046	0.061	0.076	0.090	0.104	0.118	0.132	0.146	0.000
8	.016	0.031	0.047	0.062	0.077	0.091	0.105	0.120	0.134	0.147	0.000
9	.016	0.032	0.047	0.062	0.077	0.092	0.106	0.120	0.134	0.148	0.000
10	.016	0.032	0.047	0.062	0.077	0.092	0.106	0.121	0.135	0.148	0.000
11	.016	0.032	0.047	0.062	0.077	0.092	0.106	0.121	0.135	0.149	0.000
12	.016	0.032	0.047	0.062	0.077	0.092	0.107	0.121	0.135	0.149	0.000
13	.016	0.032	0.047	0.063	0.078	0.092	0.107	0.121	0.135	0.149	0.000
14	.016	0.032	0.047	0.063	0.078	0.092	0.107	0.121	0.135	0.149	0.000
15	.016	0.032	0.047	0.063	0.078	0.093	0.107	0.121	0.136	0.149	0.000

COLUMN XX IS SINGLE SITE STARTING DAY AFTER HEAVY RAIN

UNCONDITIONAL PROBABILITY =.000

STATION A NOV

INPUT DATA

- .398
- .035
- .300
- .167
- .100

PROBABILITY THAT AT LEAST ONE SITE BECOMES  
READY AFTER WEATHER WATCH IS INSTITUTED

ROW HEADS ARE DAYS SINCE WEATHER WATCH BEGAN  
COLUMN HEADS ARE NUMBER OF SITES AVAILABLE

	1	2	3	4	5	6	7	8	9	10	XX
1	.010	0.	0.	0.	0.	0.	0.	0.	0.	0.	0.
2	.028	0.020	0.030	0.039	0.049	0.059	0.068	0.077	0.086	0.096	0.
3	.043	0.055	0.082	0.108	0.133	0.157	0.181	0.204	0.226	0.248	0.
4	.053	0.085	0.125	0.163	0.199	0.234	0.267	0.299	0.329	0.358	0.
5	.059	0.104	0.151	0.197	0.239	0.280	0.318	0.355	0.389	0.422	0.000
6	.062	0.114	0.166	0.215	0.262	0.305	0.346	0.384	0.421	0.455	0.000
7	.063	0.120	0.174	0.225	0.273	0.318	0.360	0.400	0.437	0.472	0.000
8	.064	0.123	0.178	0.230	0.279	0.325	0.368	0.408	0.445	0.480	0.001
9	.065	0.124	0.181	0.233	0.283	0.329	0.372	0.412	0.450	0.485	0.001
10	.065	0.126	0.182	0.235	0.285	0.331	0.375	0.415	0.453	0.489	0.001
11	.066	0.127	0.184	0.237	0.287	0.334	0.377	0.418	0.456	0.492	0.002
12	.066	0.127	0.185	0.239	0.289	0.336	0.380	0.420	0.459	0.494	0.003
13	.066	0.128	0.186	0.240	0.291	0.338	0.382	0.423	0.461	0.497	0.003
14	.067	0.129	0.188	0.242	0.293	0.340	0.384	0.426	0.464	0.500	0.004
15	.067	0.130	0.189	0.244	0.295	0.342	0.387	0.428	0.467	0.503	0.004

COLUMN XX IS SINGLE SITE STARTING DAY AFTER HEAVY RAIN

UNCONDITIONAL PROBABILITY = .001

STATION A DEC

INPUT DATA

- .167
- .027
- .483
- .226
- .097

PROBABILITY THAT AT LEAST ONE SITE BECOMES  
READY AFTER WEATHER WATCH IS INSTITUTED

ROW HEADS ARE DAYS SINCE WEATHER WATCH BEGAN  
COLUMN HEADS ARE NUMBER OF SITES AVAILABLE

	1	2	3	4	5	6	7	8	9	10	XX
1	0.	0.	0.	0.	0.	0.	0.	0.	0.	0.	0.
2	.009	0.019	0.028	0.037	0.046	0.055	0.064	0.073	0.082	0.090	0.
3	.038	0.074	0.109	0.143	0.176	0.207	0.237	0.266	0.294	0.320	0.
4	.077	0.148	0.213	0.274	0.330	0.381	0.429	0.473	0.513	0.551	0.
5	.117	0.220	0.311	0.392	0.463	0.526	0.581	0.630	0.673	0.711	0.000
6	.152	0.281	0.391	0.483	0.562	0.629	0.685	0.733	0.774	0.808	0.000
7	.181	0.329	0.450	0.549	0.631	0.698	0.752	0.797	0.834	0.864	0.000
8	.202	0.364	0.493	0.595	0.677	0.742	0.795	0.836	0.869	0.896	0.001
9	.218	0.389	0.522	0.627	0.708	0.772	0.822	0.861	0.891	0.915	0.003
10	.230	0.407	0.543	0.648	0.729	0.791	0.839	0.876	0.905	0.927	0.006
11	.238	0.420	0.558	0.664	0.744	0.805	0.851	0.887	0.914	0.934	0.010
12	.245	0.430	0.570	0.675	0.755	0.815	0.860	0.894	0.920	0.940	0.014
13	.250	0.438	0.579	0.684	0.763	0.823	0.867	0.900	0.925	0.944	0.020
14	.255	0.445	0.587	0.692	0.771	0.829	0.873	0.905	0.930	0.948	0.026
15	.260	0.452	0.595	0.700	0.778	0.836	0.878	0.910	0.933	0.951	0.032

COLUMN XX IS SINGLE SITE STARTING DAY AFTER HEAVY RAIN

UNCONDITIONAL PROBABILITY = .035

STATION 8 JAN

INPUT DATA

- .033
- .032
- .419
- .290
- .226

PROBABILITY THAT AT LEAST ONE SITE BECOMES  
READY AFTER WEATHER WATCH IS INSTITUTED

ROW HEADS ARE DAYS SINCE WEATHER WATCH BEGAN  
COLUMN HEADS ARE NUMBER OF SITES AVAILABLE

	1	2	3	4	5	6	7	8	9	10	XX
1	0.	0.	0.	0.	0.	0.	0.	0.	0.	0.	0.
2	.051	0.100	0.146	0.189	0.231	0.270	0.307	0.343	0.376	0.408	0.
3	.182	0.331	0.453	0.553	0.634	0.701	0.755	0.800	0.836	0.866	0.
4	.336	0.559	0.708	0.806	0.871	0.915	0.943	0.962	0.975	0.983	0.
5	.474	0.723	0.854	0.923	0.960	0.979	0.989	0.994	0.997	0.998	0.001
6	.581	0.825	0.926	0.969	0.987	0.995	0.998	0.999	1.000	1.000	0.006
7	.659	0.884	0.960	0.986	0.995	0.998	0.999	1.000	1.000	1.000	0.023
8	.713	0.918	0.976	0.993	0.998	0.999	1.000	1.000	1.000	1.000	0.057
9	.752	0.938	0.985	0.996	0.999	1.000	1.000	1.000	1.000	1.000	0.109
10	.780	0.952	0.989	0.998	0.999	1.000	1.000	1.000	1.000	1.000	0.175
11	.802	0.961	0.992	0.998	1.000	1.000	1.000	1.000	1.000	1.000	0.250
12	.820	0.968	0.994	0.999	1.000	1.000	1.000	1.000	1.000	1.000	0.327
13	.836	0.973	0.996	0.999	1.000	1.000	1.000	1.000	1.000	1.000	0.403
14	.852	0.978	0.997	1.000	1.000	1.000	1.000	1.000	1.000	1.000	0.473
15	.866	0.982	0.998	1.000	1.000	1.000	1.000	1.000	1.000	1.000	0.536

COLUMN XX IS SINGLE SITE STARTING DAY AFTER HEAVY RAIN

UNCONDITIONAL PROBABILITY = .543

STATION B FEB

INPUT DATA

- .026
- .010
- .321
- .429
- .214

PROBABILITY THAT AT LEAST ONE SITE BECOMES  
READY AFTER WEATHER WATCH IS INSTITUTED

ROW HEADS ARE DAYS SINCE WEATHER WATCH BEGAN  
COLUMN HEADS ARE NUMBER OF SITES AVAILABLE

	1	2	3	4	5	6	7	8	9	10	XX
1	.0	.0	.0	.0	.0	.0	.0	.0	.0	.0	.0
2	.046	0.089	0.131	0.171	0.209	0.245	0.280	0.313	0.344	0.374	0.
3	.233	0.412	0.549	0.654	0.735	0.797	0.844	0.880	0.908	0.930	0.
4	.452	0.700	0.835	0.910	0.951	0.973	0.985	0.992	0.996	0.998	0.
5	.625	0.859	0.947	0.980	0.993	0.997	0.999	1.000	1.000	1.000	0.000
6	.738	0.931	0.982	0.995	0.999	1.000	1.000	1.000	1.000	1.000	0.008
7	.804	0.961	0.992	0.999	1.000	1.000	1.000	1.000	1.000	1.000	0.037
8	.841	0.975	0.996	0.999	1.000	1.000	1.000	1.000	1.000	1.000	0.099
9	.862	0.981	0.997	1.000	1.000	1.000	1.000	1.000	1.000	1.000	0.193
10	.877	0.985	0.998	1.000	1.000	1.000	1.000	1.000	1.000	1.000	0.305
11	.890	0.988	0.999	1.000	1.000	1.000	1.000	1.000	1.000	1.000	0.420
12	.902	0.990	0.999	1.000	1.000	1.000	1.000	1.000	1.000	1.000	0.525
13	.915	0.993	0.999	1.000	1.000	1.000	1.000	1.000	1.000	1.000	0.614
14	.927	0.995	1.000	1.000	1.000	1.000	1.000	1.000	1.000	1.000	0.685
15	.938	0.996	1.000	1.000	1.000	1.000	1.000	1.000	1.000	1.000	0.741

COLUMN XX IS SINGLE SITE STARTING DAY AFTER HEAVY RAIN

UNCONDITIONAL PROBABILITY =.704

STATION 8 MAR

INPUT DATA

- .049
- .016
- .355
- .226
- .354

PROBABILITY THAT AT LEAST ONE SITE BECOMES READY AFTER WEATHER WATCH IS INSTITUTED

ROW HEADS ARE DAYS SINCE WEATHER WATCH BEGAN COLUMN HEADS ARE NUMBER OF SITES AVAILABLE

	1	2	3	4	5	6	7	8	9	10	XX
1	0.	0.	0.	0.	0.	0.	0.	0.	0.	0.	0.
2	.125	0.235	0.331	0.415	0.488	0.552	0.608	0.657	0.700	0.738	0.
3	.327	0.547	0.695	0.795	0.862	0.907	0.938	0.958	0.972	0.981	0.
4	.504	0.754	0.878	0.940	0.970	0.985	0.993	0.996	0.998	0.999	0.
5	.628	0.861	0.948	0.981	0.993	0.997	0.999	1.000	1.000	1.000	0.006
6	.704	0.912	0.974	0.992	0.998	0.999	1.000	1.000	1.000	1.000	0.034
7	.750	0.937	0.984	0.996	0.999	1.000	1.000	1.000	1.000	1.000	0.095
8	.779	0.951	0.989	0.998	0.999	1.000	1.000	1.000	1.000	1.000	0.162
9	.801	0.960	0.992	0.998	1.000	1.000	1.000	1.000	1.000	1.000	0.262
10	.820	0.968	0.994	0.999	1.000	1.000	1.000	1.000	1.000	1.000	0.380
11	.839	0.974	0.996	0.999	1.000	1.000	1.000	1.000	1.000	1.000	0.468
12	.857	0.980	0.997	1.000	1.000	1.000	1.000	1.000	1.000	1.000	0.544
13	.875	0.984	0.998	1.000	1.000	1.000	1.000	1.000	1.000	1.000	0.607
14	.891	0.988	0.999	1.000	1.000	1.000	1.000	1.000	1.000	1.000	0.659
15	.905	0.991	0.999	1.000	1.000	1.000	1.000	1.000	1.000	1.000	0.703

COLUMN XX IS SINGLE SITE STARTING DAY AFTER HEAVY RAIN

UNCONDITIONAL PROBABILITY = .556

STATION B APR

INPUT DATA

- .154
- .013
- .333
- .300
- .200

PROBABILITY THAT AT LEAST ONE SITE BECOMES  
READY AFTER WEATHER WATCH IS INSTITUTED

ROW HEADS ARE DAYS SINCE WEATHER WATCH BEGAN  
COLUMN HEADS ARE NUMBER OF SITES AVAILABLE

	1	2	3	4	5	6	7	8	9	10	XX
1	.040	0.078	0.115	0.151	0.185	0.217	0.249	0.279	0.307	0.335	0.
2	.145	0.269	0.375	0.466	0.544	0.610	0.666	0.715	0.756	0.792	0.
3	.252	0.440	0.581	0.686	0.765	0.824	0.869	0.902	0.926	0.945	0.
4	.330	0.552	0.700	0.799	0.865	0.910	0.940	0.960	0.973	0.982	0.000
5	.380	0.615	0.762	0.852	0.908	0.943	0.965	0.978	0.986	0.992	0.004
6	.409	0.651	0.794	0.878	0.928	0.957	0.975	0.985	0.991	0.995	0.013
7	.426	0.671	0.811	0.892	0.938	0.964	0.980	0.988	0.993	0.996	0.031
8	.439	0.685	0.823	0.901	0.944	0.969	0.982	0.990	0.994	0.997	0.055
9	.451	0.698	0.834	0.909	0.950	0.972	0.985	0.992	0.995	0.997	0.064
10	.463	0.712	0.845	0.917	0.955	0.976	0.987	0.993	0.996	0.998	0.114
11	.477	0.726	0.857	0.925	0.961	0.980	0.989	0.994	0.997	0.998	0.144
12	.492	0.742	0.869	0.933	0.966	0.983	0.991	0.996	0.998	0.999	0.173
13	.507	0.757	0.880	0.941	0.971	0.986	0.993	0.997	0.998	0.999	0.200
14	.523	0.772	0.891	0.948	0.975	0.988	0.994	0.997	0.999	0.999	0.225

COLUMN XX IS SINGLE SITE STARTING DAY AFTER HEAVY RAIN

UNCONDITIONAL PROBABILITY =.135

STATION 8 MAY

INPUT DATA

- .445
- .039
- .194
- .194
- .129

PROBABILITY THAT AT LEAST ONE SITE BECOMES  
READY AFTER WEATHER WATCH IS INSTITUTED

ROW HEADS ARE DAYS SINCE WEATHER WATCH BEGAN  
COLUMN HEADS ARE NUMBER OF SITES AVAILABLE

	1	2	3	4	5	6	7	8	9	10	XX
1	.0	0.	0.	0.	0.	0.	0.	0.	0.	0.	0.
2	.017	0.033	0.049	0.065	0.080	0.096	0.111	0.126	0.140	0.154	0.
3	.045	0.088	0.128	0.167	0.205	0.240	0.274	0.307	0.338	0.367	0.
4	.063	0.121	0.176	0.228	0.276	0.322	0.364	0.404	0.442	0.477	0.
5	.071	0.137	0.199	0.256	0.309	0.358	0.404	0.446	0.485	0.522	0.000
6	.075	0.144	0.208	0.267	0.322	0.373	0.420	0.463	0.503	0.540	0.000
7	.076	0.147	0.212	0.272	0.328	0.379	0.426	0.470	0.511	0.548	0.001
8	.077	0.148	0.214	0.275	0.331	0.382	0.430	0.474	0.515	0.552	0.002
9	.078	0.150	0.216	0.277	0.334	0.385	0.433	0.478	0.518	0.556	0.003
10	.079	0.151	0.218	0.280	0.336	0.389	0.437	0.481	0.522	0.560	0.004
11	.080	0.153	0.220	0.282	0.339	0.392	0.440	0.485	0.526	0.564	0.005
12	.080	0.154	0.223	0.285	0.343	0.396	0.444	0.489	0.530	0.568	0.006
13	.081	0.156	0.225	0.288	0.346	0.399	0.448	0.493	0.534	0.572	0.007
14	.082	0.158	0.227	0.291	0.349	0.403	0.452	0.497	0.538	0.576	0.008
15	.083	0.160	0.230	0.294	0.352	0.406	0.456	0.501	0.543	0.581	0.009

COLUMN XX IS SINGLE SITE STARTING DAY AFTER HEAVY RAIN

UNCONDITIONAL PROBABILITY =.000

SECRET

STATION B JUNE

INPUT DATA

- .470
- .030
- .266
- .167
- .067

PROBABILITY THAT AT LEAST ONE SITE BECOMES  
READY AFTER WEATHER WATCH IS INSTITUTED

ROW HEADS ARE DAYS SINCE WEATHER WATCH BEGAN  
COLUMN HEADS ARE NUMBER OF SITES AVAILABLE

	1	2	3	4	5	6	7	8	9	10	XX
1	0.	0.	0.	0.	0.	0.	0.	0.	0.	0.	0.
2	.004	0.009	0.013	0.018	0.022	0.027	0.031	0.035	0.040	0.044	0.
3	.014	0.028	0.042	0.055	0.069	0.082	0.095	0.108	0.120	0.133	0.
4	.022	0.044	0.065	0.086	0.106	0.126	0.145	0.164	0.183	0.201	0.
5	.027	0.054	0.079	0.104	0.128	0.152	0.175	0.197	0.219	0.240	0.000
6	.030	0.059	0.086	0.114	0.140	0.165	0.190	0.214	0.238	0.260	0.000
7	.031	0.061	0.090	0.118	0.145	0.172	0.197	0.222	0.246	0.270	0.000
8	.032	0.062	0.092	0.120	0.148	0.175	0.201	0.226	0.250	0.274	0.000
9	.032	0.063	0.092	0.121	0.149	0.176	0.202	0.228	0.252	0.276	0.000
10	.032	0.063	0.093	0.122	0.150	0.177	0.203	0.229	0.253	0.277	0.000
11	.032	0.063	0.093	0.122	0.150	0.178	0.204	0.230	0.254	0.278	0.000
12	.032	0.063	0.094	0.123	0.151	0.178	0.205	0.230	0.255	0.279	0.001
13	.032	0.064	0.094	0.123	0.151	0.179	0.205	0.231	0.256	0.280	0.001
14	.032	0.064	0.094	0.124	0.152	0.179	0.206	0.232	0.257	0.281	0.001
15	.033	0.064	0.094	0.124	0.152	0.180	0.207	0.233	0.257	0.282	0.001

COLUMN XX IS SINGLE SITE STARTING DAY AFTER HEAVY RAIN

UNCONDITIONAL PROBABILITY =.000

SECRET

SECRET

STATION 8 JULY

INPUT DATA

.454  
.029  
.323  
.065  
.129

PROBABILITY THAT AT LEAST ONE SITE BECOMES  
READY AFTER WEATHER WATCH IS INSTITUTED

ROW HEADS ARE DAYS SINCE WEATHER WATCH BEGAN  
COLUMN HEADS ARE NUMBER OF SITES AVAILABLE

	1	2	3	4	5	6	7	8	9	10	XX
1	0.	0.	0.	0.	0.	0.	0.	0.	0.	0.	0.
2	.017	0.033	0.049	0.065	0.080	0.096	0.111	0.126	0.140	0.154	0.
3	.032	0.062	0.092	0.121	0.149	0.176	0.202	0.227	0.251	0.275	0.
4	.041	0.081	0.119	0.155	0.190	0.224	0.256	0.286	0.316	0.344	0.
5	.047	0.091	0.133	0.174	0.212	0.249	0.284	0.317	0.349	0.380	0.000
6	.049	0.096	0.141	0.183	0.224	0.262	0.298	0.333	0.366	0.397	0.000
7	.051	0.099	0.145	0.188	0.229	0.268	0.305	0.340	0.374	0.406	0.000
8	.051	0.100	0.146	0.190	0.232	0.272	0.309	0.345	0.378	0.410	0.001
9	.052	0.101	0.148	0.192	0.234	0.274	0.311	0.347	0.381	0.413	0.001
10	.052	0.102	0.149	0.193	0.235	0.275	0.313	0.349	0.383	0.415	0.001
11	.053	0.102	0.150	0.194	0.237	0.277	0.315	0.351	0.385	0.417	0.002
12	.053	0.103	0.150	0.195	0.238	0.278	0.316	0.352	0.387	0.419	0.002
13	.053	0.104	0.151	0.196	0.239	0.280	0.318	0.354	0.389	0.421	0.002
14	.053	0.104	0.152	0.197	0.240	0.281	0.319	0.356	0.390	0.423	0.003
15	.054	0.105	0.153	0.198	0.242	0.282	0.321	0.358	0.392	0.425	0.003

COLUMN XX IS SINGLE SITE STARTING DAY AFTER HEAVY RAIN

UNCONDITIONAL PROBABILITY = .001

SECRET

STATION 8 AUG

INPUT DATA

- .499
- .049
- .226
- .097
- .129

PROBABILITY THAT AT LEAST ONE SITE BECOMES  
READY AFTER WEATHER WATCH IS INSTITUTED

ROW HEADS ARE DAYS SINCE WEATHER WATCH BEGAN  
COLUMN HEADS ARE NUMBER OF SITES AVAILABLE

	1	2	3	4	5	6	7	8	9	10	XX
1	0.	0.	0.	0.	0.	0.	0.	0.	0.	0.	0.
2	.017	0.033	0.049	0.065	0.080	0.096	0.111	0.126	0.140	0.154	0.
3	.032	0.063	0.093	0.121	0.149	0.177	0.203	0.228	0.253	0.277	0.
4	.040	0.079	0.116	0.152	0.186	0.219	0.251	0.281	0.310	0.338	0.
5	.044	0.087	0.127	0.166	0.203	0.238	0.272	0.304	0.335	0.365	0.000
6	.046	0.090	0.132	0.172	0.210	0.246	0.281	0.314	0.346	0.376	0.000
7	.047	0.091	0.134	0.175	0.213	0.250	0.285	0.319	0.351	0.381	0.000
8	.047	0.092	0.135	0.176	0.215	0.252	0.287	0.321	0.353	0.384	0.001
9	.048	0.093	0.136	0.177	0.216	0.253	0.289	0.323	0.355	0.386	0.001
10	.048	0.093	0.137	0.178	0.217	0.255	0.291	0.324	0.357	0.388	0.001
11	.048	0.094	0.138	0.179	0.219	0.256	0.292	0.326	0.359	0.389	0.002
12	.048	0.095	0.138	0.180	0.220	0.258	0.294	0.328	0.360	0.391	0.002
13	.049	0.095	0.139	0.181	0.221	0.259	0.295	0.330	0.362	0.393	0.002
14	.049	0.096	0.140	0.182	0.222	0.260	0.297	0.331	0.364	0.395	0.003
15	.049	0.096	0.141	0.183	0.224	0.262	0.298	0.333	0.366	0.397	0.003

COLUMN XX IS SINGLE SITE STARTING DAY AFTER HEAVY RAIN

UNCONDITIONAL PROBABILITY =.001

STATION 8 SEPT

INPUT DATA

- .637
- .063
- .067
- .133
- .100

PROBABILITY THAT AT LEAST ONE SITE BECOMES  
READY AFTER WEATHER WATCH IS INSTITUTED

ROW HEADS ARE DAYS SINCE WEATHER WATCH BEGAN  
COLUMN HEADS ARE NUMBER OF SITES AVAILABLE

	1	2	3	4	5	6	7	8	9	10	XX
1	0.	0.	0.	0.	0.	0.	0.	0.	0.	0.	0.
2	.010	0.020	0.030	0.039	0.049	0.059	0.068	0.077	0.086	0.096	0.
3	.020	0.039	0.059	0.077	0.096	0.114	0.131	0.149	0.166	0.182	0.
4	.023	0.046	0.068	0.089	0.110	0.130	0.151	0.170	0.189	0.208	0.
5	.024	0.047	0.070	0.092	0.114	0.135	0.155	0.176	0.195	0.214	0.000
6	.024	0.048	0.070	0.093	0.115	0.136	0.157	0.177	0.197	0.216	0.000
7	.024	0.048	0.071	0.093	0.115	0.136	0.157	0.178	0.198	0.217	0.000
8	.024	0.048	0.071	0.093	0.115	0.137	0.158	0.178	0.198	0.218	0.000
9	.024	0.048	0.071	0.094	0.116	0.137	0.158	0.179	0.199	0.218	0.000
10	.024	0.048	0.071	0.094	0.116	0.138	0.159	0.179	0.199	0.219	0.000
11	.024	0.048	0.072	0.094	0.117	0.138	0.159	0.180	0.200	0.219	0.000
12	.025	0.049	0.072	0.095	0.117	0.139	0.160	0.180	0.201	0.220	0.001
13	.025	0.049	0.072	0.095	0.117	0.139	0.160	0.181	0.201	0.221	0.001
14	.025	0.049	0.072	0.095	0.118	0.139	0.161	0.181	0.202	0.221	0.001
15	.025	0.049	0.073	0.096	0.118	0.140	0.161	0.182	0.202	0.222	0.001

COLUMN XX IS SINGLE SITE STARTING DAY AFTER HEAVY RAIN

UNCONDITIONAL PROBABILITY =.000

STATION B OCT

INPUT DATA

- .450
- .034
- .226
- .129
- .161

PROBABILITY THAT AT LEAST ONE SITE BECOMES READY AFTER WEATHER WATCH IS INSTITUTED

ROW HEADS ARE DAYS SINCE WEATHER WATCH BEGAN COLUMN HEADS ARE NUMBER OF SITES AVAILABLE

	1	2	3	4	5	6	7	8	9	10	XX
1	.026	0.051	0.076	0.100	0.123	0.146	0.168	0.189	0.211	0.231	0.
2	.053	0.104	0.151	0.197	0.239	0.280	0.318	0.354	0.389	0.421	0.
3	.069	0.134	0.194	0.249	0.301	0.350	0.395	0.437	0.476	0.512	0.
4	.077	0.148	0.213	0.273	0.329	0.381	0.428	0.472	0.512	0.550	0.000
5	.080	0.154	0.221	0.283	0.341	0.393	0.442	0.487	0.528	0.565	0.001
6	.081	0.156	0.225	0.288	0.346	0.399	0.448	0.493	0.535	0.573	0.001
7	.082	0.158	0.228	0.291	0.350	0.403	0.453	0.498	0.539	0.577	0.002
8	.083	0.160	0.230	0.294	0.353	0.407	0.456	0.502	0.543	0.581	0.003
9	.084	0.161	0.232	0.297	0.356	0.410	0.460	0.506	0.547	0.585	0.004
10	.085	0.163	0.235	0.300	0.359	0.414	0.464	0.510	0.552	0.590	0.006
11	.086	0.165	0.237	0.303	0.363	0.418	0.468	0.514	0.556	0.594	0.007
12	.087	0.167	0.240	0.306	0.367	0.422	0.472	0.518	0.560	0.599	0.008
13	.088	0.169	0.242	0.309	0.370	0.426	0.476	0.523	0.565	0.603	0.009
14	.089	0.171	0.245	0.312	0.374	0.429	0.480	0.527	0.569	0.608	0.010

COLUMN XX IS SINGLE SITE STARTING DAY AFTER HEAVY RAIN

UNCONDITIONAL PROBABILITY =.002

STATION 8 NOV

INPUT DATA

- .323
- .044
- .300
- .200
- .133

PROBABILITY THAT AT LEAST ONE SITE BECOMES  
READY AFTER WEATHER WATCH IS INSTITUTED

ROW HEADS ARE DAYS SINCE WEATHER WATCH BEGAN  
COLUMN HEADS ARE NUMBER OF SITES AVAILABLE

	1	2	3	4	5	6	7	8	9	10	XX
1	.0	.0	.0	.0	.0	.0	.0	.0	.0	.0	.0
2	.018	0.035	0.052	0.069	0.085	0.102	0.117	0.133	0.148	0.163	0.
3	.052	0.102	0.148	0.193	0.235	0.275	0.312	0.348	0.382	0.414	0.
4	.082	0.158	0.227	0.291	0.349	0.403	0.452	0.497	0.538	0.576	0.
5	.102	0.194	0.277	0.351	0.417	0.477	0.531	0.579	0.622	0.661	0.000
6	.114	0.215	0.305	0.384	0.455	0.517	0.572	0.621	0.664	0.703	0.000
7	.121	0.227	0.320	0.403	0.475	0.538	0.594	0.643	0.686	0.724	0.001
8	.125	0.234	0.329	0.413	0.486	0.550	0.606	0.655	0.698	0.736	0.003
9	.127	0.238	0.335	0.419	0.493	0.558	0.614	0.663	0.706	0.743	0.004
10	.129	0.242	0.339	0.425	0.499	0.564	0.620	0.669	0.712	0.749	0.007
11	.131	0.245	0.344	0.430	0.505	0.569	0.626	0.675	0.717	0.755	0.009
12	.133	0.248	0.348	0.435	0.510	0.575	0.632	0.681	0.723	0.760	0.012
13	.135	0.252	0.353	0.440	0.516	0.581	0.638	0.687	0.729	0.766	0.014
14	.137	0.256	0.358	0.446	0.522	0.587	0.644	0.693	0.735	0.771	0.017
15	.139	0.259	0.363	0.451	0.528	0.594	0.650	0.699	0.741	0.777	0.019

COLUMN XX IS SINGLE SITE STARTING DAY AFTER HEAVY RAIN

UNCONDITIONAL PROBABILITY =.007

STATION 8 DEC

INPUT DATA

- .130
- .031
- .419
- .226
- .194

PROBABILITY THAT AT LEAST ONE SITE BECOMES  
READY AFTER WEATHER WATCH IS INSTITUTED

ROW HEADS ARE DAYS SINCE WEATHER WATCH BEGAN  
COLUMN HEADS ARE NUMBER OF SITES AVAILABLE

	1	2	3	4	5	6	7	8	9	10	XX
1	.038	0.074	0.109	0.142	0.175	0.206	0.236	0.264	0.292	0.319	0.
2	.117	0.220	0.312	0.392	0.463	0.526	0.582	0.631	0.674	0.712	0.
3	.204	0.366	0.496	0.598	0.680	0.746	0.797	0.839	0.872	0.898	0.
4	.278	0.479	0.623	0.728	0.804	0.858	0.898	0.926	0.947	0.961	0.000
5	.333	0.556	0.704	0.803	0.868	0.912	0.942	0.961	0.974	0.983	0.002
6	.372	0.606	0.753	0.845	0.903	0.939	0.962	0.976	0.985	0.991	0.008
7	.399	0.639	0.783	0.870	0.922	0.953	0.972	0.983	0.990	0.994	0.019
8	.418	0.662	0.803	0.885	0.933	0.961	0.977	0.987	0.992	0.996	0.035
9	.433	0.679	0.818	0.897	0.941	0.967	0.981	0.989	0.994	0.997	0.056
10	.446	0.693	0.830	0.906	0.948	0.971	0.984	0.991	0.995	0.997	0.079
11	.458	0.707	0.841	0.914	0.953	0.975	0.986	0.993	0.996	0.998	0.104
12	.471	0.720	0.852	0.922	0.959	0.978	0.988	0.994	0.997	0.998	0.130
13	.484	0.734	0.863	0.929	0.963	0.981	0.990	0.995	0.997	0.999	0.155
14	.497	0.747	0.873	0.936	0.968	0.984	0.992	0.996	0.998	0.999	0.160
15											

COLUMN XX IS SINGLE SITE STARTING DAY AFTER HEAVY RAIN

UNCONDITIONAL PROBABILITY =.131

STATION C JAN

INPUT DATA

- .045
- .406
- .194
- .065
- .290

PROBABILITY THAT AT LEAST ONE SITE BECOMES  
READY AFTER WEATHER WATCH IS INSTITUTED

ROW HEADS ARE DAYS SINCE WEATHER WATCH BEGAN  
COLUMN HEADS ARE NUMBER OF SITES AVAILABLE

	1	2	3	4	5	6	7	8	9	10	XX
1	.084	0.161	0.232	0.296	0.355	0.410	0.459	0.505	0.546	0.585	0.
2	.165	0.304	0.419	0.515	0.595	0.662	0.718	0.765	0.804	0.836	0.
3	.235	0.415	0.553	0.658	0.739	0.800	0.847	0.883	0.911	0.932	0.
4	.295	0.503	0.650	0.753	0.826	0.877	0.914	0.939	0.957	0.970	0.002
5	.346	0.573	0.721	0.818	0.881	0.922	0.949	0.967	0.978	0.986	0.009
6	.391	0.629	0.774	0.862	0.916	0.949	0.969	0.981	0.988	0.993	0.071
7	.429	0.674	0.814	0.894	0.939	0.965	0.980	0.989	0.994	0.996	0.040
8	.463	0.712	0.845	0.917	0.955	0.976	0.987	0.993	0.996	0.998	0.064
9	.493	0.743	0.870	0.934	0.967	0.983	0.991	0.996	0.998	0.999	0.094
10	.520	0.770	0.890	0.947	0.975	0.988	0.994	0.997	0.999	0.999	0.126
11	.545	0.793	0.906	0.957	0.981	0.991	0.996	0.998	0.999	1.000	0.161
12	.569	0.814	0.920	0.965	0.985	0.994	0.997	0.999	0.999	1.000	0.197
13	.590	0.832	0.931	0.972	0.988	0.995	0.998	0.999	1.000	1.000	0.233
14	.610	0.848	0.941	0.977	0.991	0.997	0.999	0.999	1.000	1.000	0.268

COLUMN XX IS SINGLE SITE STARTING DAY AFTER HEAVY RAIN

UNCONDITIONAL PROBABILITY = .105

STATION C FEB

INPUT DATA

- .165
- .014
- .393
- .071
- .357

PROBABILITY THAT AT LEAST ONE SITE BECOMES  
READY AFTER WEATHER WATCH IS INSTITUTED

ROW HEADS ARE DAYS SINCE WEATHER WATCH BEGAN  
COLUMN HEADS ARE NUMBER OF SITES AVAILABLE

	1	2	3	4	5	6	7	8	9	10	XX
1	.127	0.	0.	0.	0.	0.	0.	0.	0.	0.	0.
2	.253	0.239	0.336	0.420	0.494	0.559	0.615	0.664	0.707	0.744	0.
3	.343	0.442	0.583	0.688	0.767	0.826	0.870	0.903	0.927	0.946	0.
4	.400	0.568	0.716	0.814	0.878	0.920	0.947	0.965	0.977	0.985	0.
5	.434	0.640	0.784	0.870	0.922	0.953	0.972	0.983	0.990	0.994	0.006
6	.456	0.679	0.818	0.897	0.942	0.967	0.981	0.989	0.994	0.997	0.022
7	.473	0.704	0.839	0.912	0.952	0.974	0.986	0.992	0.996	0.998	0.048
8	.489	0.722	0.853	0.923	0.959	0.978	0.989	0.994	0.997	0.998	0.060
9	.505	0.739	0.866	0.932	0.965	0.982	0.991	0.995	0.998	0.999	0.115
10	.523	0.755	0.879	0.940	0.970	0.985	0.993	0.996	0.998	0.999	0.150
11	.540	0.772	0.891	0.948	0.975	0.988	0.994	0.997	0.999	0.999	0.184
12	.558	0.789	0.903	0.955	0.979	0.991	0.996	0.998	0.999	1.000	0.217
13	.575	0.804	0.913	0.962	0.983	0.993	0.997	0.999	0.999	1.000	0.247
14	.591	0.819	0.923	0.967	0.986	0.994	0.997	0.999	1.000	1.000	0.276
15	.591	0.833	0.932	0.972	0.989	0.995	0.998	0.999	1.000	1.000	0.304

COLUMN XX IS SINGLE SITE STARTING DAY AFTER HEAVY RAIN

UNCONDITIONAL PROBABILITY =.153

STATION C MAR

INPUT DATA

- .143
- .018
- .161
- .194
- .484

PROBABILITY THAT AT LEAST ONE SITE BECOMES  
READY AFTER WEATHER WATCH IS INSTITUTED

ROW HEADS ARE DAYS SINCE WEATHER WATCH BEGAN  
COLUMN HEADS ARE NUMBER OF SITES AVAILABLE

	1	2	3	4	5	6	7	8	9	10	XX
1	0.	0.	0.	0.	0.	0.	0.	0.	0.	0.	0.
2	.234	0.414	0.551	0.656	0.737	0.798	0.846	0.882	0.909	0.931	0.
3	.459	0.708	0.842	0.915	0.954	0.975	0.987	0.993	0.996	0.998	0.
4	.560	0.807	0.915	0.963	0.984	0.993	0.997	0.999	0.999	1.000	0.
5	.597	0.838	0.935	0.974	0.989	0.996	0.998	0.999	1.000	1.000	0.027
6	.614	0.851	0.943	0.978	0.991	0.997	0.999	1.000	1.000	1.000	0.110
7	.634	0.866	0.951	0.982	0.993	0.998	0.999	1.000	1.000	1.000	0.211
8	.662	0.886	0.961	0.987	0.996	0.999	0.999	1.000	1.000	1.000	0.299
9	.695	0.907	0.971	0.991	0.997	0.999	1.000	1.000	1.000	1.000	0.368
10	.725	0.925	0.979	0.994	0.998	1.000	1.000	1.000	1.000	1.000	0.425
11	.752	0.939	0.985	0.996	0.999	1.000	1.000	1.000	1.000	1.000	0.475
12	.775	0.950	0.989	0.997	0.999	1.000	1.000	1.000	1.000	1.000	0.522
13	.796	0.958	0.991	0.998	1.000	1.000	1.000	1.000	1.000	1.000	0.565
14	.814	0.965	0.994	0.999	1.000	1.000	1.000	1.000	1.000	1.000	0.605
15	.831	0.971	0.995	0.999	1.000	1.000	1.000	1.000	1.000	1.000	0.642

COLUMN XX IS SINGLE SITE STARTING DAY AFTER HEAVY RAIN

UNCONDITIONAL PROBABILITY =.299

STATION C APR

INPUT DATA

- .154
- .013
- .167
- .200
- .466

PROBABILITY THAT AT LEAST ONE SITE BECOMES  
READY AFTER WEATHER WATCH IS INSTITUTED

ROW HEADS ARE DAYS SINCE WEATHER WATCH BEGAN  
COLUMN HEADS ARE NUMBER OF SITES AVAILABLE

	1	2	3	4	5	6	7	8	9	10	XX
1	0.	0.	0.	0.	0.	0.	0.	0.	0.	0.	0.
2	.217	0.387	0.520	0.624	0.706	0.770	0.820	0.859	0.890	0.914	0.
3	.435	0.681	0.820	0.898	0.943	0.968	0.982	0.990	0.994	0.997	0.
4	.536	0.784	0.900	0.953	0.978	0.990	0.995	0.998	0.999	1.000	0.
5	.572	0.817	0.922	0.966	0.986	0.994	0.997	0.999	1.000	1.000	0.022
6	.586	0.830	0.930	0.971	0.988	0.995	0.998	0.999	1.000	1.000	0.095
7	.606	0.845	0.939	0.976	0.991	0.996	0.999	0.999	1.000	1.000	0.186
8	.633	0.865	0.950	0.982	0.993	0.998	0.999	1.000	1.000	1.000	0.268
9	.664	0.887	0.962	0.987	0.996	0.999	1.000	1.000	1.000	1.000	0.334
10	.694	0.907	0.971	0.991	0.997	0.999	1.000	1.000	1.000	1.000	0.368
11	.721	0.922	0.978	0.994	0.998	1.000	1.000	1.000	1.000	1.000	0.436
12	.745	0.935	0.983	0.996	0.999	1.000	1.000	1.000	1.000	1.000	0.481
13	.766	0.945	0.987	0.997	0.999	1.000	1.000	1.000	1.000	1.000	0.523
14	.785	0.954	0.990	0.998	1.000	1.000	1.000	1.000	1.000	1.000	0.563
15	.802	0.961	0.992	0.998	1.000	1.000	1.000	1.000	1.000	1.000	0.599

COLUMN XX IS SINGLE SITE STARTING DAY AFTER HEAVY RAIN

UNCONDITIONAL PROBABILITY =.272

STATION C MAY

INPUT DATA

- .297
- .026
- .129
- .226
- .323

PROBABILITY THAT AT LEAST ONE SITE BECOMES  
READY AFTER WEATHER WATCH IS INSTITUTED

ROW HEADS ARE DAYS SINCE WEATHER WATCH BEGAN  
COLUMN HEADS ARE NUMBER OF SITES AVAILABLE

	1	2	3	4	5	6	7	8	9	10	XX
1	.0	.0	.0	.0	.0	.0	.0	.0	.0	.0	.0
2	.104	0.198	0.281	0.356	0.424	0.484	0.538	0.586	0.629	0.668	0.
3	.231	0.408	0.545	0.650	0.730	0.793	0.840	0.877	0.906	0.927	0.
4	.285	0.488	0.634	0.738	0.813	0.866	0.904	0.931	0.951	0.965	0.
5	.303	0.514	0.662	0.764	0.836	0.885	0.920	0.944	0.961	0.973	0.004
6	.310	0.524	0.672	0.774	0.844	0.892	0.926	0.949	0.965	0.976	0.020
7	.318	0.535	0.683	0.784	0.852	0.899	0.931	0.953	0.968	0.978	0.043
8	.329	0.550	0.698	0.798	0.864	0.909	0.939	0.959	0.973	0.982	0.066
9	.344	0.569	0.717	0.814	0.878	0.920	0.947	0.966	0.977	0.985	0.088
10	.359	0.589	0.736	0.831	0.891	0.930	0.955	0.971	0.982	0.988	0.109
11	.373	0.607	0.754	0.846	0.903	0.939	0.962	0.976	0.985	0.991	0.128
12	.387	0.624	0.770	0.859	0.914	0.947	0.968	0.980	0.988	0.993	0.147
13	.401	0.641	0.785	0.871	0.923	0.954	0.972	0.983	0.990	0.994	0.165
14	.414	0.656	0.798	0.882	0.931	0.959	0.976	0.986	0.992	0.995	0.183
15	.427	0.671	0.811	0.892	0.938	0.964	0.980	0.988	0.993	0.996	0.201

COLUMN XX IS SINGLE SITE STARTING DAY AFTER HEAVY RAIN

UNCONDITIONAL PROBABILITY = .056

STATION C JUNE

INPUT DATA

- .356
- .044
- .067
- .233
- .300

PROBABILITY THAT AT LEAST ONE SITE BECOMES READY AFTER WEATHER WATCH IS INSTITUTED

ROW HEADS ARE DAYS SINCE WEATHER WATCH BEGAN COLUMN HEADS ARE NUMBER OF SITES AVAILABLE

	1	2	3	4	5	6	7	8	9	10	XX
1	0.	0.	0.	0.	0.	0.	0.	0.	0.	0.	0.
2	.090	0.172	0.246	0.314	0.376	0.432	0.483	0.530	0.572	0.611	0.
3	.197	0.355	0.482	0.584	0.666	0.732	0.784	0.827	0.861	0.888	0.
4	.230	0.407	0.544	0.649	0.729	0.792	0.840	0.877	0.905	0.927	0.
5	.240	0.422	0.561	0.666	0.746	0.807	0.853	0.888	0.915	0.936	0.002
6	.244	0.429	0.568	0.673	0.753	0.813	0.859	0.893	0.919	0.939	0.014
7	.250	0.437	0.578	0.683	0.763	0.822	0.866	0.900	0.925	0.944	0.030
8	.259	0.451	0.593	0.698	0.776	0.834	0.877	0.909	0.932	0.950	0.045
9	.269	0.466	0.610	0.715	0.792	0.848	0.889	0.919	0.941	0.957	0.058
10	.280	0.482	0.627	0.731	0.806	0.861	0.900	0.928	0.948	0.963	0.071
11	.290	0.496	0.642	0.746	0.820	0.872	0.909	0.936	0.954	0.968	0.084
12	.300	0.510	0.657	0.760	0.832	0.883	0.918	0.942	0.960	0.972	0.097
13	.310	0.524	0.671	0.773	0.843	0.892	0.925	0.949	0.964	0.975	0.109
14	.319	0.537	0.685	0.785	0.854	0.901	0.932	0.954	0.969	0.979	0.122
15	.329	0.550	0.698	0.797	0.864	0.909	0.939	0.959	0.972	0.981	0.134

COLUMN XX IS SINGLE SITE STARTING DAY AFTER HEAVY RAIN

UNCONDITIONAL PROBABILITY =.032

STATION C JULY

INPUT DATA

.255  
.067  
.290  
.194  
.194

PROBABILITY THAT AT LEAST ONE SITE BECOMES  
READY AFTER WEATHER WATCH IS INSTITUTED

ROW HEADS ARE DAYS SINCE WEATHER WATCH BEGAN  
COLUMN HEADS ARE NUMBER OF SITES AVAILABLE

	1	2	3	4	5	6	7	8	9	10	XX
1	0.	0.	0.	0.	0.	0.	0.	0.	0.	0.	0.
2	.038	0.074	0.109	0.142	0.175	0.206	0.236	0.264	0.292	0.319	0.
3	.098	0.187	0.267	0.339	0.405	0.463	0.516	0.564	0.607	0.645	0.
4	.148	0.275	0.382	0.474	0.552	0.618	0.675	0.723	0.764	0.799	0.
5	.181	0.329	0.450	0.550	0.631	0.698	0.753	0.797	0.834	0.864	0.000
6	.200	0.361	0.489	0.591	0.673	0.739	0.791	0.833	0.866	0.893	0.002
7	.212	0.379	0.511	0.614	0.696	0.760	0.811	0.851	0.883	0.908	0.006
8	.220	0.391	0.525	0.629	0.710	0.774	0.824	0.862	0.893	0.916	0.011
9	.226	0.400	0.535	0.640	0.721	0.784	0.833	0.871	0.900	0.922	0.019
10	.231	0.409	0.545	0.651	0.731	0.793	0.841	0.878	0.906	0.928	0.027
11	.237	0.418	0.556	0.661	0.741	0.803	0.849	0.885	0.912	0.933	0.035
12	.243	0.427	0.566	0.671	0.751	0.812	0.857	0.892	0.918	0.938	0.044
13	.249	0.436	0.577	0.682	0.761	0.821	0.866	0.899	0.924	0.943	0.052
14	.256	0.446	0.587	0.693	0.771	0.830	0.873	0.906	0.930	0.948	0.061
15	.262	0.455	0.598	0.703	0.781	0.838	0.881	0.912	0.935	0.952	0.069

COLUMN XX IS SINGLE SITE STARTING DAY AFTER HEAVY RAIN

UNCONDITIONAL PROBABILITY = .026

STATION C AUG

INPUT DATA

- .293
- .093
- .226
- .194
- .194

PROBABILITY THAT AT LEAST ONE SITE BECOMES  
READY AFTER WEATHER WATCH IS INSTITUTED

RUN HEADS ARE DAYS SINCE WEATHER WATCH BEGAN  
COLUMN HEADS ARE NUMBER OF SITES AVAILABLE

	1	2	3	4	5	6	7	8	9	10	XX
1	.038	0.074	0.109	0.142	0.175	0.206	0.236	0.264	0.292	0.319	0.
2	.095	0.180	0.258	0.328	0.392	0.449	0.501	0.549	0.591	0.630	0.
3	.135	0.253	0.354	0.441	0.517	0.582	0.639	0.688	0.730	0.767	0.
4	.159	0.293	0.406	0.500	0.580	0.647	0.703	0.750	0.790	0.823	0.000
5	.172	0.315	0.433	0.531	0.612	0.678	0.734	0.780	0.818	0.849	0.002
6	.180	0.327	0.448	0.548	0.629	0.696	0.751	0.795	0.832	0.862	0.005
7	.185	0.336	0.459	0.559	0.641	0.707	0.761	0.806	0.842	0.871	0.010
8	.190	0.343	0.468	0.569	0.651	0.717	0.771	0.814	0.849	0.878	0.016
9	.194	0.351	0.477	0.578	0.660	0.726	0.779	0.822	0.857	0.885	0.022
10	.199	0.358	0.486	0.588	0.670	0.736	0.788	0.830	0.864	0.891	0.029
11	.204	0.366	0.495	0.598	0.680	0.745	0.797	0.838	0.871	0.898	0.035
12	.209	0.374	0.505	0.608	0.690	0.755	0.806	0.846	0.879	0.904	0.041
13	.214	0.382	0.514	0.618	0.700	0.764	0.814	0.854	0.885	0.910	0.046
14	.219	0.390	0.524	0.628	0.709	0.773	0.823	0.862	0.892	0.916	0.054

COLUMN XX IS SINGLE SITE STARTING DAY AFTER HEAVY RAIN

UNCONDITIONAL PROBABILITY =.016

STATION C SEPT

INPUT DATA

- .455
- .045
- .167
- .133
- .200

PROBABILITY THAT AT LEAST ONE SITE BECOMES  
READY AFTER WEATHER WATCH IS INSTITUTED

ROW HEADS ARE DAYS SINCE WEATHER WATCH BEGAN  
COLUMN HEADS ARE NUMBER OF SITES AVAILABLE

	1	2	3	4	5	6	7	8	9	10	XX
1	.040	0.078	0.115	0.151	0.185	0.217	0.249	0.279	0.307	0.335	0.
2	.076	0.147	0.212	0.272	0.328	0.379	0.427	0.471	0.511	0.548	0.
3	.094	0.179	0.256	0.325	0.389	0.446	0.498	0.545	0.588	0.626	0.
4	.101	0.191	0.272	0.345	0.411	0.470	0.524	0.572	0.615	0.653	0.000
5	.103	0.196	0.279	0.353	0.420	0.480	0.534	0.582	0.625	0.664	0.001
6	.105	0.198	0.282	0.358	0.425	0.485	0.539	0.587	0.631	0.669	0.003
7	.106	0.201	0.286	0.362	0.429	0.490	0.544	0.593	0.636	0.674	0.005
8	.108	0.204	0.290	0.366	0.435	0.495	0.550	0.598	0.642	0.680	0.007
9	.110	0.207	0.294	0.371	0.440	0.501	0.556	0.605	0.648	0.686	0.009
10	.111	0.210	0.298	0.376	0.446	0.507	0.562	0.611	0.654	0.693	0.011
11	.113	0.213	0.302	0.381	0.451	0.513	0.568	0.617	0.661	0.699	0.013
12	.115	0.217	0.307	0.386	0.457	0.519	0.575	0.624	0.667	0.705	0.015
13	.117	0.220	0.311	0.391	0.462	0.525	0.581	0.630	0.673	0.711	0.017
14	.119	0.223	0.315	0.396	0.468	0.531	0.587	0.636	0.679	0.717	0.019

COLUMN XX IS SINGLE SITE STARTING DAY AFTER HEAVY RAIN

UNCONDITIONAL PROBABILITY = .004

STATION C DCT

INPUT DATA

- .606
- .039
- .097
- .097
- .161

PROBABILITY THAT AT LEAST ONE SITE BECOMES READY AFTER WEATHER WATCH IS INSTITUTED

ROW HEADS ARE DAYS SINCE WEATHER WATCH BEGAN COLUMN HEADS ARE NUMBER OF SITES AVAILABLE

	1	2	3	4	5	6	7	8	9	10	XX
1	0.	0.	0.	0.	0.	0.	0.	0.	0.	0.	0.
2	.026	0.051	0.076	0.100	0.123	0.146	0.168	0.189	0.211	0.231	0.
3	.042	0.081	0.119	0.156	0.191	0.225	0.257	0.288	0.317	0.346	0.
4	.046	0.090	0.132	0.173	0.211	0.247	0.282	0.315	0.347	0.377	0.
5	.047	0.093	0.136	0.177	0.216	0.253	0.289	0.322	0.355	0.385	0.000
6	.048	0.093	0.137	0.178	0.217	0.255	0.291	0.325	0.357	0.388	0.000
7	.048	0.094	0.138	0.179	0.219	0.256	0.292	0.326	0.359	0.389	0.001
8	.048	0.095	0.138	0.180	0.220	0.258	0.294	0.328	0.360	0.391	0.001
9	.049	0.095	0.139	0.181	0.221	0.259	0.295	0.330	0.363	0.394	0.002
10	.049	0.096	0.140	0.183	0.223	0.261	0.297	0.332	0.365	0.396	0.002
11	.050	0.097	0.141	0.184	0.224	0.263	0.299	0.334	0.367	0.398	0.002
12	.050	0.097	0.142	0.185	0.226	0.264	0.301	0.336	0.369	0.401	0.003
13	.050	0.098	0.143	0.186	0.227	0.266	0.303	0.338	0.371	0.403	0.003
14	.051	0.099	0.144	0.188	0.229	0.268	0.305	0.340	0.373	0.405	0.003
15	.051	0.099	0.145	0.189	0.230	0.269	0.307	0.342	0.375	0.407	0.004

COLUMN XX IS SINGLE SITE STARTING DAY AFTER HEAVY RAIN

UNCONDITIONAL PROBABILITY =.001

STATION C NOV

INPUT DATA

.640  
.027  
.133  
.100  
.100

PROBABILITY THAT AT LEAST ONE SITE BECOMES  
READY AFTER WEATHER WATCH IS INSTITUTED

ROW HEADS ARE DAYS SINCE WEATHER WATCH BEGAN  
COLUMN HEADS ARE NUMBER OF SITES AVAILABLE

	1	2	3	4	5	6	7	8	9	10	XX
1	0.	0.	0.	0.	0.	0.	0.	0.	0.	0.	0.
2	.010	0.020	0.030	0.039	0.049	0.059	0.068	0.077	0.086	0.096	0.
3	.018	0.036	0.053	0.070	0.086	0.103	0.119	0.135	0.150	0.166	0.
4	.021	0.041	0.062	0.081	0.100	0.119	0.138	0.156	0.174	0.191	0.
5	.022	0.043	0.064	0.085	0.105	0.124	0.143	0.162	0.180	0.198	0.000
6	.022	0.044	0.065	0.086	0.106	0.126	0.145	0.164	0.182	0.200	0.000
7	.022	0.044	0.065	0.086	0.106	0.126	0.146	0.165	0.183	0.201	0.000
8	.022	0.044	0.065	0.086	0.107	0.126	0.146	0.165	0.184	0.202	0.000
9	.022	0.044	0.066	0.086	0.107	0.127	0.146	0.165	0.184	0.202	0.000
10	.022	0.044	0.066	0.087	0.107	0.127	0.147	0.166	0.184	0.203	0.000
11	.022	0.044	0.066	0.087	0.107	0.127	0.147	0.166	0.185	0.203	0.000
12	.023	0.045	0.066	0.087	0.108	0.128	0.147	0.167	0.185	0.204	0.000
13	.023	0.045	0.066	0.087	0.108	0.128	0.148	0.167	0.186	0.204	0.000
14	.023	0.045	0.066	0.088	0.108	0.128	0.148	0.167	0.186	0.205	0.001
15	.023	0.045	0.067	0.088	0.108	0.129	0.148	0.168	0.187	0.205	0.001

COLUMN XX IS SINGLE SITE STARTING DAY AFTER HEAVY RAIN

UNCONDITIONAL PROBABILITY = .000

STATION C DEC

INPUT DATA

.450  
.034  
.290  
.097  
.129

PROBABILITY THAT AT LEAST ONE SITE BECOMES  
READY AFTER WEATHER WATCH IS INSTITUTED

ROW HEADS ARE DAYS SINCE WEATHER WATCH BEGAN  
COLUMN HEADS ARE NUMBER OF SITES AVAILABLE

	1	2	3	4	5	6	7	8	9	10	XX
1	0.	0.	0.	0.	0.	0.	0.	0.	0.	0.	0.
2	.017	0.033	0.049	0.065	0.080	0.096	0.111	0.126	0.140	0.154	0.
3	.034	0.066	0.098	0.128	0.158	0.186	0.214	0.240	0.266	0.290	0.
4	.045	0.088	0.129	0.168	0.206	0.241	0.275	0.308	0.339	0.369	0.
5	.051	0.100	0.146	0.189	0.231	0.270	0.307	0.343	0.376	0.408	0.000
6	.054	0.105	0.154	0.200	0.243	0.284	0.323	0.360	0.394	0.427	0.000
7	.056	0.108	0.158	0.205	0.249	0.291	0.330	0.368	0.403	0.436	0.000
8	.057	0.110	0.160	0.208	0.252	0.295	0.334	0.372	0.408	0.441	0.001
9	.057	0.111	0.161	0.209	0.254	0.297	0.337	0.375	0.410	0.444	0.001
10	.057	0.112	0.163	0.211	0.256	0.299	0.339	0.377	0.413	0.447	0.002
11	.058	0.112	0.164	0.212	0.258	0.301	0.341	0.379	0.415	0.449	0.002
12	.058	0.113	0.165	0.213	0.259	0.302	0.343	0.381	0.417	0.451	0.002
13	.059	0.114	0.166	0.215	0.261	0.304	0.345	0.383	0.420	0.454	0.003
14	.059	0.115	0.167	0.216	0.263	0.306	0.347	0.386	0.422	0.456	0.003
15	.060	0.115	0.168	0.218	0.264	0.308	0.349	0.388	0.424	0.459	0.004

COLUMN XX IS SINGLE SITE STARTING DAY AFTER HEAVY RAIN

UNCONDITIONAL PROBABILITY = .001

STATION 0 JAN

INPUT DATA  
.028  
.020  
.355  
.242  
.355

PROBABILITY THAT AT LEAST ONE SITE BECOMES  
READY AFTER WEATHER WATCH IS INSTITUTED

ROW HEADS ARE DAYS SINCE WEATHER WATCH BEGAN  
COLUMN HEADS ARE NUMBER OF SITES AVAILABLE

	1	2	3	4	5	6	7	8	9	10	XX
1	0.	0.	0.	0.	0.	0.	0.	0.	0.	0.	0.
2	.126	0.236	0.332	0.417	0.490	0.554	0.611	0.660	0.702	0.740	0.
3	.341	0.566	0.714	0.812	0.876	0.918	0.946	0.965	0.977	0.985	0.
4	.536	0.784	0.900	0.953	0.978	0.990	0.995	0.998	0.999	1.000	0.
5	.673	0.893	0.965	0.989	0.996	0.999	1.000	1.000	1.000	1.000	0.006
6	.761	0.943	0.986	0.997	0.999	1.000	1.000	1.000	1.000	1.000	0.037
7	.813	0.965	0.993	0.999	1.000	1.000	1.000	1.000	1.000	1.000	0.166
8	.846	0.976	0.996	0.999	1.000	1.000	1.000	1.000	1.000	1.000	0.206
9	.868	0.983	0.998	1.000	1.000	1.000	1.000	1.000	1.000	1.000	0.321
10	.886	0.987	0.999	1.000	1.000	1.000	1.000	1.000	1.000	1.000	0.436
11	.902	0.990	0.999	1.000	1.000	1.000	1.000	1.000	1.000	1.000	0.539
12	.916	0.993	0.999	1.000	1.000	1.000	1.000	1.000	1.000	1.000	0.625
13	.929	0.995	1.000	1.000	1.000	1.000	1.000	1.000	1.000	1.000	0.695
14	.940	0.996	1.000	1.000	1.000	1.000	1.000	1.000	1.000	1.000	0.750
15	.950	0.998	1.000	1.000	1.000	1.000	1.000	1.000	1.000	1.000	0.793

COLUMN XX IS SINGLE SITE STARTING DAY AFTER HEAVY RAIN

UNCONDITIONAL PROBABILITY =.682

STATION 0 FEB

INPUT DATA

- .044
- .010
- .232
- .250
- .464

PROBABILITY THAT AT LEAST ONE SITE BECOMES  
READY AFTER WEATHER WATCH IS INSTITUTED

ROW HEADS ARE DAYS SINCE WEATHER WATCH BEGAN  
COLUMN HEADS ARE NUMBER OF SITES AVAILABLE

	1	2	3	4	5	6	7	8	9	10	XX
1	0.	0.	0.	0.	0.	0.	0.	0.	0.	0.	0.
2	.215	0.384	0.517	0.621	0.702	0.767	0.817	0.856	0.887	0.911	0.
3	.512	0.762	0.884	0.943	0.972	0.986	0.993	0.997	0.998	0.999	0.
4	.698	0.909	0.973	0.992	0.998	0.999	1.000	1.000	1.000	1.000	0.
5	.788	0.955	0.991	0.998	1.000	1.000	1.000	1.000	1.000	1.000	0.022
6	.828	0.971	0.995	0.999	1.000	1.000	1.000	1.000	1.000	1.000	0.119
7	.849	0.977	0.997	0.999	1.000	1.000	1.000	1.000	1.000	1.000	0.272
8	.867	0.982	0.998	1.000	1.000	1.000	1.000	1.000	1.000	1.000	0.430
9	.887	0.987	0.999	1.000	1.000	1.000	1.000	1.000	1.000	1.000	0.561
10	.907	0.991	0.999	1.000	1.000	1.000	1.000	1.000	1.000	1.000	0.658
11	.925	0.994	1.000	1.000	1.000	1.000	1.000	1.000	1.000	1.000	0.727
12	.940	0.996	1.000	1.000	1.000	1.000	1.000	1.000	1.000	1.000	0.778
13	.953	0.998	1.000	1.000	1.000	1.000	1.000	1.000	1.000	1.000	0.818
14	.962	0.999	1.000	1.000	1.000	1.000	1.000	1.000	1.000	1.000	0.850
15	.969	0.999	1.000	1.000	1.000	1.000	1.000	1.000	1.000	1.000	0.878

COLUMN XX IS SINGLE SITE STARTING DAY AFTER HEAVY RAIN

UNCONDITIONAL PROBABILITY =.664

STATION D MAR

INPUT DATA

- .058
- .007
- .451
- .065
- .419

PROBABILITY THAT AT LEAST ONE SITE BECOMES  
READY AFTER WEATHER WATCH IS INSTITUTED

ROW HEADS ARE DAYS SINCE WEATHER WATCH BEGAN  
COLUMN HEADS ARE NUMBER OF SITES AVAILABLE

	1	2	3	4	5	6	7	8	9	10	XX
1	0.	0.	0.	0.	0.	0.	0.	0.	0.	0.	0.
2	.176	0.320	0.440	0.538	0.619	0.686	0.741	0.787	0.824	0.855	0.
3	.363	0.595	0.742	0.836	0.895	0.933	0.958	0.973	0.983	0.989	0.
4	.511	0.761	0.883	0.943	0.972	0.986	0.993	0.997	0.998	0.999	0.
5	.613	0.850	0.942	0.978	0.991	0.997	0.999	0.999	1.000	1.000	0.013
6	.680	0.897	0.967	0.989	0.997	0.999	1.000	1.000	1.000	1.000	0.049
7	.722	0.923	0.979	0.994	0.998	1.000	1.000	1.000	1.000	1.000	0.110
8	.752	0.939	0.985	0.996	0.999	1.000	1.000	1.000	1.000	1.000	0.167
9	.776	0.950	0.989	0.997	0.999	1.000	1.000	1.000	1.000	1.000	0.270
10	.797	0.959	0.992	0.998	1.000	1.000	1.000	1.000	1.000	1.000	0.353
11	.816	0.966	0.994	0.999	1.000	1.000	1.000	1.000	1.000	1.000	0.430
12	.835	0.973	0.995	0.999	1.000	1.000	1.000	1.000	1.000	1.000	0.497
13	.852	0.978	0.997	1.000	1.000	1.000	1.000	1.000	1.000	1.000	0.557
14	.868	0.983	0.998	1.000	1.000	1.000	1.000	1.000	1.000	1.000	0.608
15	.883	0.986	0.998	1.000	1.000	1.000	1.000	1.000	1.000	1.000	0.652

COLUMN XX IS SINGLE SITE STARTING DAY AFTER HEAVY RAIN

UNCONDITIONAL PROBABILITY =.520

STATION D MAR

INPUT DATA

.058  
.007  
.451  
.065  
.419

PROBABILITY THAT AT LEAST ONE SITE BECOMES  
READY AFTER WEATHER WATCH IS INSTITUTED

ROW HEADS ARE DAYS SINCE WEATHER WATCH BEGAN  
COLUMN HEADS ARE NUMBER OF SITES AVAILABLE

	1	2	3	4	5	6	7	8	9	10	XX
1	0.	0.	0.	0.	0.	0.	0.	0.	0.	0.	0.
2	.176	0.320	0.440	0.538	0.619	0.686	0.741	0.787	0.824	0.855	0.
3	.363	0.595	0.742	0.836	0.895	0.933	0.958	0.973	0.983	0.989	0.
4	.511	0.761	0.883	0.943	0.972	0.986	0.993	0.997	0.998	0.999	0.
5	.613	0.850	0.942	0.978	0.991	0.997	0.999	0.999	1.000	1.000	0.013
6	.680	0.897	0.967	0.989	0.997	0.999	1.000	1.000	1.000	1.000	0.049
7	.722	0.923	0.979	0.994	0.998	1.000	1.000	1.000	1.000	1.000	0.110
8	.752	0.939	0.985	0.996	0.999	1.000	1.000	1.000	1.000	1.000	0.167
9	.776	0.950	0.989	0.997	0.999	1.000	1.000	1.000	1.000	1.000	0.270
10	.797	0.959	0.992	0.998	1.000	1.000	1.000	1.000	1.000	1.000	0.353
11	.816	0.966	0.994	0.999	1.000	1.000	1.000	1.000	1.000	1.000	0.430
12	.835	0.973	0.995	0.999	1.000	1.000	1.000	1.000	1.000	1.000	0.497
13	.852	0.978	0.997	1.000	1.000	1.000	1.000	1.000	1.000	1.000	0.557
14	.868	0.983	0.998	1.000	1.000	1.000	1.000	1.000	1.000	1.000	0.608
15	.883	0.986	0.998	1.000	1.000	1.000	1.000	1.000	1.000	1.000	0.652

COLUMN XX IS SINGLE SITE STARTING DAY AFTER HEAVY RAIN

UNCONDITIONAL PROBABILITY = .520

STATION D APR

INPUT DATA

- .128
- .005
- .533
- .167
- .167

PROBABILITY THAT AT LEAST ONE SITE BECOMES  
RFADY AFTER WEATHER WATCH IS INSTITUTED

ROW HEADS ARE DAYS SINCE WEATHER WATCH BEGAN  
COLUMN HEADS ARE NUMBER OF SITES AVAILABLE

	1	2	3	4	5	6	7	8	9	10	XX
1	0.	0.	0.	0.	0.	0.	0.	0.	0.	0.	0.
2	.028	0.055	0.081	0.107	0.132	0.156	0.180	0.203	0.225	0.246	0.
3	.081	0.156	0.224	0.287	0.345	0.398	0.447	0.491	0.533	0.571	0.
4	.144	0.267	0.373	0.463	0.540	0.607	0.663	0.712	0.753	0.789	0.
5	.205	0.367	0.497	0.600	0.682	0.747	0.798	0.840	0.872	0.899	0.000
6	.256	0.447	0.589	0.694	0.773	0.831	0.874	0.906	0.930	0.948	0.001
7	.298	0.507	0.653	0.756	0.829	0.880	0.916	0.941	0.958	0.971	0.003
8	.329	0.550	0.698	0.797	0.864	0.909	0.939	0.959	0.972	0.982	0.008
9	.352	0.580	0.728	0.824	0.886	0.926	0.952	0.969	0.980	0.987	0.015
10	.370	0.603	0.749	0.842	0.900	0.937	0.960	0.975	0.984	0.990	0.025
11	.383	0.619	0.765	0.855	0.911	0.945	0.966	0.979	0.987	0.992	0.037
12	.394	0.633	0.778	0.865	0.918	0.951	0.970	0.982	0.989	0.993	0.051
13	.404	0.645	0.788	0.874	0.925	0.955	0.973	0.984	0.991	0.994	0.067
14	.414	0.656	0.798	0.882	0.931	0.959	0.976	0.986	0.992	0.995	0.084
15	.423	0.667	0.808	0.889	0.936	0.963	0.979	0.988	0.993	0.996	0.101

COLUMN XX IS SINGLE SITE STARTING DAY AFTER HEAVY RAIN

UNCONDITIONAL PROBABILITY = .108

STATION 0 MAY

INPUT DATA

- .454
- .062
- .290
- .032
- .161

PROBABILITY THAT AT LEAST ONE SITE BECOMES  
READY AFTER WEATHER WATCH IS INSTITUTED

ROW HEADS ARE DAYS SINCE WEATHER WATCH BEGAN  
COLUMN HEADS ARE NUMBER OF SITES AVAILABLE

	1	2	3	4	5	6	7	8	9	10	XX
1	.026	0.051	0.076	0.100	0.123	0.146	0.168	0.189	0.211	0.231	0.
2	.045	0.087	0.128	0.167	0.204	0.240	0.274	0.306	0.337	0.367	0.
3	.055	0.107	0.156	0.203	0.247	0.288	0.327	0.364	0.399	0.433	0.
4	.060	0.117	0.170	0.220	0.267	0.311	0.353	0.392	0.428	0.463	0.000
5	.063	0.122	0.177	0.228	0.277	0.322	0.365	0.405	0.442	0.477	0.000
6	.064	0.124	0.180	0.233	0.282	0.328	0.371	0.411	0.449	0.484	0.001
7	.065	0.125	0.182	0.235	0.285	0.331	0.374	0.415	0.453	0.488	0.001
8	.065	0.126	0.184	0.237	0.287	0.334	0.377	0.418	0.456	0.491	0.002
9	.066	0.127	0.185	0.239	0.289	0.336	0.380	0.420	0.459	0.494	0.002
10	.066	0.128	0.186	0.240	0.291	0.338	0.382	0.423	0.461	0.497	0.003
11	.067	0.129	0.188	0.242	0.293	0.340	0.384	0.426	0.464	0.500	0.003
12	.067	0.130	0.189	0.244	0.295	0.342	0.387	0.428	0.467	0.503	0.004
13	.068	0.131	0.190	0.245	0.297	0.345	0.389	0.431	0.469	0.505	0.005
14	.069	0.132	0.192	0.247	0.299	0.347	0.392	0.433	0.472	0.508	0.005

COLUMN XX IS SINGLE SITE STARTING DAY AFTER HEAVY RAIN

UNCONDITIONAL PROBABILITY = .003

STATION D JUNE

INPUT DATA

- .594
- .073
- .200
- .033
- .100

PROBABILITY THAT AT LEAST ONE SITE BECOMES  
READY AFTER WEATHER WATCH IS INSTITUTED

ROW HEADS ARE DAYS SINCE WEATHER WATCH BEGAN  
COLUMN HEADS ARE NUMBER OF SITES AVAILABLE

	1	2	3	4	5	6	7	8	9	10	XX
1	0.	0.	0.	0.	0.	0.	0.	0.	0.	0.	0.
2	.010	0.020	0.030	0.039	0.049	0.059	0.068	0.077	0.086	0.096	0.
3	.016	0.031	0.046	0.061	0.076	0.091	0.105	0.119	0.133	0.147	0.
4	.018	0.036	0.054	0.071	0.088	0.104	0.120	0.136	0.152	0.168	0.
5	.019	0.038	0.056	0.074	0.092	0.109	0.126	0.143	0.160	0.176	0.000
6	.019	0.039	0.057	0.076	0.094	0.111	0.129	0.146	0.162	0.179	0.000
7	.020	0.039	0.058	0.076	0.094	0.112	0.130	0.147	0.163	0.180	0.000
8	.020	0.039	0.058	0.077	0.095	0.113	0.130	0.147	0.164	0.180	0.000
9	.020	0.039	0.058	0.077	0.095	0.113	0.130	0.147	0.164	0.181	0.000
10	.020	0.039	0.058	0.077	0.095	0.113	0.131	0.148	0.165	0.181	0.000
11	.020	0.039	0.058	0.077	0.095	0.113	0.131	0.148	0.165	0.181	0.000
12	.020	0.039	0.058	0.077	0.095	0.113	0.131	0.148	0.165	0.182	0.000
13	.020	0.039	0.059	0.077	0.096	0.114	0.131	0.149	0.166	0.182	0.000
14	.020	0.039	0.059	0.077	0.096	0.114	0.132	0.149	0.166	0.182	0.000
15	.020	0.040	0.059	0.078	0.096	0.114	0.132	0.149	0.166	0.183	0.000

COLUMN XX IS SINGLE SITE STARTING DAY AFTER HEAVY RAIN

UNCONDITIONAL PROBABILITY =.000

STATION D JULY

INPUT DATA

- .758
- .048
- .065
- .032
- .097

PROBABILITY THAT AT LEAST ONE SITE BECOMES READY AFTER WEATHER WATCH IS INSTITUTED

ROW HEADS ARE DAYS SINCE WEATHER WATCH BEGAN COLUMN HEADS ARE NUMBER OF SITES AVAILABLE

	1	2	3	4	5	6	7	8	9	10	XX
1	.009	0.019	0.028	0.037	0.046	0.055	0.064	0.073	0.082	0.090	0.090
2	.012	0.024	0.036	0.047	0.059	0.070	0.081	0.092	0.103	0.114	0.114
3	.012	0.025	0.037	0.049	0.061	0.073	0.084	0.096	0.107	0.118	0.118
4	.013	0.025	0.037	0.049	0.061	0.073	0.085	0.096	0.108	0.119	0.119
5	.013	0.025	0.037	0.050	0.062	0.073	0.085	0.097	0.108	0.119	0.119
6	.013	0.025	0.037	0.050	0.062	0.074	0.085	0.097	0.108	0.119	0.119
7	.013	0.025	0.037	0.050	0.062	0.074	0.085	0.097	0.108	0.120	0.120
8	.013	0.025	0.038	0.050	0.062	0.074	0.086	0.097	0.109	0.120	0.120
9	.013	0.025	0.038	0.050	0.062	0.074	0.086	0.097	0.109	0.120	0.120
10	.013	0.025	0.038	0.050	0.062	0.074	0.086	0.097	0.109	0.120	0.120
11	.013	0.025	0.038	0.050	0.062	0.074	0.086	0.097	0.109	0.120	0.120
12	.013	0.025	0.038	0.050	0.062	0.074	0.086	0.097	0.109	0.120	0.120
13	.013	0.025	0.038	0.050	0.062	0.074	0.086	0.097	0.109	0.120	0.120
14	.013	0.025	0.038	0.050	0.062	0.074	0.086	0.097	0.109	0.120	0.120
15	.013	0.025	0.038	0.050	0.062	0.074	0.086	0.098	0.109	0.120	0.120

COLUMN XX IS SINGLE SITE STARTING DAY AFTER HEAVY RAIN

UNCONDITIONAL PROBABILITY =.000

STATION D AUG

INPUT DATA

- .651
- .027
- .161
- .129
- .032

PROBABILITY THAT AT LEAST ONE SITE BECOMES READY AFTER WEATHER WATCH IS INSTITUTED

ROW HEADS ARE DAYS SINCE WEATHER WATCH BEGAN COLUMN HEADS ARE NUMBER OF SITES AVAILABLE

	1	2	3	4	5	6	7	8	9	10	XX
1	0.	0.	0.	0.	0.	0.	0.	0.	0.	0.	0.
2	.001	0.002	0.003	0.004	0.005	0.006	0.007	0.008	0.009	0.010	0.
3	.003	0.006	0.010	0.013	0.016	0.019	0.022	0.026	0.029	0.032	0.
4	.005	0.009	0.014	0.018	0.023	0.027	0.032	0.036	0.041	0.045	0.
5	.005	0.010	0.016	0.021	0.026	0.031	0.036	0.041	0.046	0.051	0.000
6	.005	0.011	0.016	0.022	0.027	0.032	0.037	0.043	0.048	0.053	0.000
7	.005	0.011	0.016	0.022	0.027	0.033	0.038	0.043	0.048	0.054	0.000
8	.006	0.011	0.016	0.022	0.027	0.033	0.038	0.043	0.049	0.054	0.000
9	.006	0.011	0.016	0.022	0.027	0.033	0.038	0.043	0.049	0.054	0.000
10	.006	0.011	0.016	0.022	0.027	0.033	0.038	0.043	0.049	0.054	0.000
11	.006	0.011	0.016	0.022	0.027	0.033	0.038	0.043	0.049	0.054	0.000
12	.006	0.011	0.017	0.022	0.027	0.033	0.038	0.043	0.049	0.054	0.000
13	.006	0.011	0.017	0.022	0.027	0.033	0.038	0.043	0.049	0.054	0.000
14	.006	0.011	0.017	0.022	0.027	0.033	0.038	0.043	0.049	0.054	0.000
15	.006	0.011	0.017	0.022	0.027	0.033	0.038	0.043	0.049	0.054	0.000

COLUMN XX IS SINGLE SITE STARTING DAY AFTER HEAVY RAIN

UNCONDITIONAL PROBABILITY = .000

STATION 0 SEPT

INPUT DATA

- .672
- .028
- .167
- .033
- .100

PROBABILITY THAT AT LEAST ONE SITE BECOMES  
RFADY AFTER WEATHER WATCH IS INSTITUTED

ROW HEADS ARE DAYS SINCE WEATHER WATCH BEGAN  
COLUMN HEADS ARE NUMBER OF SITES AVAILABLE

	1	2	3	4	5	6	7	8	9	10	XX
1	0.	0.	0.	0.	0.	0.	0.	0.	0.	0.	0.
2	.010	0.020	0.030	0.039	0.049	0.059	0.068	0.077	0.086	0.096	0.
3	.015	0.029	0.043	0.057	0.071	0.085	0.098	0.111	0.124	0.137	0.
4	.016	0.032	0.048	0.063	0.078	0.093	0.108	0.122	0.136	0.150	0.
5	.017	0.033	0.049	0.065	0.080	0.096	0.111	0.125	0.140	0.154	0.000
6	.017	0.033	0.049	0.065	0.081	0.096	0.112	0.126	0.141	0.155	0.000
7	.017	0.033	0.050	0.066	0.081	0.097	0.112	0.127	0.141	0.156	0.000
8	.017	0.033	0.050	0.066	0.081	0.097	0.112	0.127	0.142	0.156	0.000
9	.017	0.033	0.050	0.066	0.081	0.097	0.112	0.127	0.142	0.156	0.000
10	.017	0.033	0.050	0.066	0.082	0.097	0.112	0.127	0.142	0.157	0.000
11	.017	0.034	0.050	0.066	0.082	0.097	0.113	0.128	0.142	0.157	0.000
12	.017	0.034	0.050	0.066	0.082	0.097	0.113	0.128	0.143	0.157	0.000
13	.017	0.034	0.050	0.066	0.082	0.098	0.113	0.128	0.143	0.157	0.000
14	.017	0.034	0.050	0.066	0.082	0.098	0.113	0.128	0.143	0.157	0.000
15	.017	0.034	0.050	0.066	0.082	0.098	0.113	0.128	0.143	0.158	0.000

COLUMN XX IS SINGLE SITE STARTING DAY AFTER HEAVY RAIN

UNCONDITIONAL PROBABILITY =.000

STATION B OCT

INPUT DATA

.360  
.027  
.419  
.065  
.129

PROBABILITY THAT AT LEAST ONE SITE BECOMES  
READY AFTER WEATHER WATCH IS INSTITUTED

ROW HEADS ARE DAYS SINCE WEATHER WATCH BEGAN  
COLUMN HEADS ARE NUMBER OF SITES AVAILABLE

	1	2	3	4	5	6	7	8	9	10	XX
1	.0	.0	.0	.0	.0	.0	.0	.0	.0	.0	.0
2	.017	0.033	0.049	0.065	0.080	0.096	0.111	0.126	0.140	0.154	0.
3	.035	0.068	0.101	0.132	0.162	0.192	0.220	0.247	0.273	0.299	0.
4	.049	0.096	0.140	0.183	0.223	0.261	0.297	0.332	0.365	0.396	0.
5	.059	0.115	0.167	0.216	0.262	0.306	0.347	0.385	0.422	0.456	0.000
6	.065	0.126	0.183	0.237	0.286	0.333	0.377	0.417	0.455	0.491	0.000
7	.069	0.133	0.193	0.249	0.301	0.349	0.394	0.436	0.475	0.511	0.000
8	.071	0.138	0.199	0.256	0.309	0.359	0.404	0.447	0.486	0.523	0.001
9	.073	0.140	0.203	0.261	0.315	0.365	0.411	0.454	0.493	0.530	0.001
10	.074	0.142	0.205	0.264	0.318	0.369	0.415	0.458	0.498	0.535	0.002
11	.075	0.143	0.207	0.266	0.321	0.372	0.418	0.462	0.502	0.539	0.002
12	.075	0.145	0.209	0.268	0.323	0.374	0.421	0.465	0.505	0.542	0.003
13	.076	0.146	0.211	0.270	0.326	0.377	0.424	0.468	0.508	0.545	0.004
14	.076	0.147	0.212	0.272	0.328	0.379	0.427	0.470	0.511	0.548	0.004
15	.077	0.148	0.214	0.274	0.330	0.382	0.429	0.473	0.514	0.551	0.005

COLUMN XX IS SINGLE SITE STARTING DAY AFTER HEAVY RAIN

UNCONDITIONAL PROBABILITY = .002

STATION D NOV

INPUT DATA

- .270
- .063
- .334
- .200
- .133

PROBABILITY THAT AT LEAST ONE SITE BECOMES  
READY AFTER WEATHER WATCH IS INSTITUTED

ROW HEADS ARE DAYS SINCE WEATHER WATCH BEGAN  
COLUMN HEADS ARE NUMBER OF SITES AVAILABLE

	1	2	3	4	5	6	7	8	9	10	XX
1	0.	0.	0.	0.	0.	0.	0.	0.	0.	0.	0.
2	.018	0.035	0.052	0.069	0.085	0.102	0.117	0.133	0.148	0.163	0.
3	.054	0.104	0.152	0.198	0.241	0.282	0.320	0.357	0.391	0.424	0.
4	.088	0.169	0.242	0.309	0.370	0.426	0.477	0.523	0.565	0.603	0.
5	.114	0.215	0.305	0.384	0.454	0.517	0.572	0.621	0.664	0.702	0.000
6	.131	0.245	0.344	0.430	0.505	0.570	0.626	0.675	0.718	0.755	0.000
7	.142	0.263	0.368	0.457	0.534	0.600	0.657	0.706	0.747	0.783	0.001
8	.146	0.275	0.382	0.474	0.552	0.619	0.675	0.723	0.764	0.799	0.003
9	.153	0.282	0.392	0.485	0.564	0.630	0.687	0.735	0.775	0.810	0.005
10	.156	0.288	0.399	0.493	0.572	0.639	0.695	0.743	0.783	0.817	0.008
11	.159	0.293	0.405	0.500	0.579	0.646	0.703	0.750	0.790	0.823	0.011
12	.162	0.298	0.411	0.507	0.586	0.653	0.709	0.757	0.796	0.829	0.015
13	.165	0.302	0.417	0.513	0.593	0.660	0.716	0.763	0.802	0.835	0.019
14	.168	0.307	0.423	0.520	0.600	0.667	0.723	0.770	0.808	0.840	0.022
15	.171	0.312	0.429	0.527	0.608	0.674	0.730	0.776	0.814	0.846	0.026

COLUMN XX IS SINGLE SITE STARTING DAY AFTER HEAVY RAIN

STATION 0 DEC

INPUT DATA

- .053
- .012
- .516
- .129
- .290

PROBABILITY THAT AT LEAST ONE SITE BECOMES  
READY AFTER WEATHER WATCH IS INSTITUTED

ROW HEADS ARE DAYS SINCE WEATHER WATCH BEGAN  
COLUMN HEADS ARE NUMBER OF SITES AVAILABLE

	1	2	3	4	5	6	7	8	9	10	XX
1	.084	0.161	0.232	0.296	0.355	0.410	0.459	0.505	0.546	0.585	0.
2	.208	0.373	0.503	0.607	0.689	0.753	0.805	0.845	0.877	0.903	0.
3	.335	0.557	0.705	0.804	0.870	0.913	0.942	0.962	0.974	0.983	0.
4	.444	0.691	0.828	0.905	0.947	0.971	0.984	0.991	0.995	0.997	0.002
5	.531	0.780	0.897	0.951	0.977	0.989	0.995	0.998	0.999	0.999	0.011
6	.595	0.836	0.934	0.973	0.989	0.996	0.998	0.999	1.000	1.000	0.030
7	.643	0.872	0.954	0.984	0.994	0.998	0.999	1.000	1.000	1.000	0.062
8	.678	0.896	0.967	0.989	0.997	0.999	1.000	1.000	1.000	1.000	0.105
9	.704	0.913	0.974	0.992	0.998	0.999	1.000	1.000	1.000	1.000	0.158
10	.726	0.925	0.979	0.994	0.998	1.000	1.000	1.000	1.000	1.000	0.215
11	.745	0.935	0.983	0.996	0.999	1.000	1.000	1.000	1.000	1.000	0.275
12	.762	0.944	0.987	0.997	0.999	1.000	1.000	1.000	1.000	1.000	0.333
13	.779	0.951	0.989	0.998	0.999	1.000	1.000	1.000	1.000	1.000	0.388
14	.795	0.958	0.991	0.998	1.000	1.000	1.000	1.000	1.000	1.000	0.439
15											

COLUMN XX IS SINGLE SITE STARTING DAY AFTER HEAVY RAIN

UNCONDITIONAL PROBABILITY =.453

STATION E JAN

INPUT DATA

- .132
- .417
- .161
- .129
- .161

PROBABILITY THAT AT LEAST ONE SITE BECOMES  
READY AFTER WEATHER WATCH IS INSTITUTED

ROW HEADS ARE DAYS SINCE WEATHER WATCH BEGAN  
COLUMN HEADS ARE NUMBER OF SITES AVAILABLE

	1	2	3	4	5	6	7	8	9	10	XX
1	.026	0.051	0.076	0.100	0.123	0.146	0.168	0.189	0.211	0.231	0.
2	.060	0.116	0.169	0.219	0.265	0.309	0.351	0.389	0.426	0.460	0.
3	.089	0.169	0.243	0.310	0.371	0.427	0.477	0.524	0.566	0.604	0.
4	.112	0.211	0.300	0.378	0.448	0.510	0.564	0.613	0.657	0.695	0.000
5	.131	0.245	0.344	0.430	0.505	0.570	0.626	0.675	0.718	0.755	0.001
6	.147	0.272	0.379	0.470	0.548	0.615	0.671	0.720	0.761	0.796	0.002
7	.160	0.294	0.407	0.502	0.582	0.649	0.705	0.752	0.792	0.825	0.004
8	.171	0.313	0.430	0.528	0.609	0.676	0.731	0.777	0.815	0.847	0.007
9	.181	0.329	0.450	0.549	0.631	0.697	0.752	0.797	0.833	0.864	0.011
10	.189	0.342	0.467	0.567	0.649	0.715	0.769	0.813	0.848	0.877	0.016
11	.196	0.354	0.481	0.583	0.665	0.731	0.784	0.826	0.860	0.888	0.022
12	.203	0.366	0.495	0.597	0.679	0.745	0.797	0.838	0.871	0.897	0.028
13	.210	0.376	0.507	0.611	0.692	0.757	0.808	0.848	0.880	0.905	0.034
14	.216	0.386	0.519	0.623	0.704	0.768	0.818	0.858	0.888	0.913	0.041

COLUMN XX IS SINGLE SITE STARTING DAY AFTER HEAVY RAIN

UNCONDITIONAL PROBABILITY =.015

STATION E FEB

INPUT DATA

- .318
- .039
- .357
- .107
- .179

PROBABILITY THAT AT LEAST ONE SITE BECOMES READY AFTER WEATHER WATCH IS INSTITUTED

ROW HEADS ARE DAYS SINCE WEATHER WATCH BEGAN COLUMN HEADS ARE NUMBER OF SITES AVAILABLE

	1	2	3	4	5	6	7	8	9	10	XX
1	0.	0.	0.	0.	0.	0.	0.	0.	0.	0.	0.
2	.032	0.063	0.093	0.122	0.150	0.177	0.204	0.229	0.254	0.278	0.
3	.069	0.134	0.193	0.249	0.301	0.350	0.395	0.436	0.475	0.512	0.
4	.098	0.186	0.266	0.338	0.403	0.461	0.514	0.562	0.605	0.643	0.
5	.117	0.220	0.311	0.391	0.462	0.525	0.581	0.630	0.673	0.711	0.000
6	.128	0.240	0.337	0.422	0.496	0.561	0.617	0.666	0.709	0.746	0.001
7	.135	0.251	0.352	0.439	0.515	0.580	0.637	0.686	0.728	0.765	0.002
8	.139	0.258	0.361	0.450	0.526	0.592	0.649	0.697	0.739	0.776	0.004
9	.142	0.263	0.368	0.457	0.534	0.600	0.657	0.706	0.747	0.783	0.007
10	.144	0.268	0.373	0.464	0.541	0.607	0.664	0.712	0.754	0.789	0.009
11	.147	0.272	0.379	0.470	0.547	0.614	0.670	0.719	0.760	0.795	0.012
12	.149	0.276	0.384	0.476	0.554	0.620	0.677	0.725	0.766	0.801	0.015
13	.152	0.280	0.389	0.482	0.560	0.627	0.683	0.731	0.772	0.807	0.018
14	.154	0.284	0.395	0.488	0.567	0.634	0.690	0.738	0.778	0.812	0.021
15	.157	0.289	0.400	0.494	0.573	0.640	0.696	0.744	0.784	0.818	0.024

COLUMN XX IS SINGLE SITE STARTING DAY AFTER HEAVY RAIN

UNCONDITIONAL PROBABILITY =.008

STATION E MAR

INPUT DATA

.181  
.077  
.549  
.032  
.161

PROBABILITY THAT AT LEAST ONE SITE BECOMES  
READY AFTER WEATHER WATCH IS INSTITUTED

ROW HEADS ARE DAYS SINCE WEATHER WATCH BEGAN  
COLUMN HEADS ARE NUMBER OF SITES AVAILABLE

	1	2	3	4	5	6	7	8	9	10	XX
1	.026	.051	.076	.100	.123	.146	.168	.189	.211	.231	0.
2	.059	.114	.166	.214	.260	.304	.344	.383	.419	.453	0.
3	.090	.171	.245	.313	.374	.430	.481	.528	.570	.609	0.
4	.116	.218	.309	.389	.460	.522	.578	.627	.670	.708	0.000
5	.137	.255	.357	.446	.522	.587	.644	.693	.735	.771	0.000
6	.154	.284	.394	.487	.566	.632	.689	.737	.777	.811	0.001
7	.166	.305	.421	.517	.598	.664	.720	.767	.806	.838	0.003
8	.176	.321	.441	.540	.621	.688	.743	.788	.825	.856	0.004
9	.184	.334	.457	.557	.638	.705	.759	.803	.840	.869	0.007
10	.190	.344	.469	.570	.652	.718	.771	.815	.850	.879	0.010
11	.195	.352	.479	.581	.662	.728	.781	.824	.858	.886	0.013
12	.200	.359	.487	.590	.672	.737	.790	.832	.865	.892	0.016
13	.204	.366	.495	.598	.680	.745	.797	.838	.871	.897	0.020
14	.207	.372	.502	.605	.687	.752	.803	.844	.876	.902	0.024

COLUMN XX IS SINGLE SITE STARTING DAY AFTER HEAVY RAIN

UNCONDITIONAL PROBABILITY =.017

STATION E APR

INPUT DATA

- .285
- .081
- .300
- .167
- .167

PROBABILITY THAT AT LEAST ONE SITE BECOMES  
READY AFTER WEATHER WATCH IS INSTITUTED

ROW HEADS ARE DAYS SINCE WEATHER WATCH BEGAN  
COLUMN HEADS ARE NUMBER OF SITES AVAILABLE

	1	2	3	4	5	6	7	8	9	10	XX
1	0.	0.	0.	0.	0.	0.	0.	0.	0.	0.	0.
2	.028	0.055	0.081	0.107	0.132	0.156	0.180	0.203	0.225	0.246	0.
3	.070	0.135	0.196	0.252	0.305	0.354	0.399	0.441	0.480	0.517	0.
4	.105	0.199	0.283	0.359	0.426	0.486	0.540	0.589	0.632	0.670	0.
5	.128	0.240	0.338	0.423	0.497	0.561	0.618	0.667	0.710	0.747	0.000
6	.143	0.265	0.370	0.460	0.537	0.603	0.659	0.708	0.750	0.785	0.001
7	.151	0.280	0.389	0.481	0.559	0.626	0.683	0.731	0.771	0.806	0.002
8	.157	0.289	0.400	0.494	0.574	0.640	0.697	0.744	0.784	0.818	0.005
9	.161	0.296	0.409	0.504	0.584	0.650	0.707	0.754	0.793	0.827	0.008
10	.164	0.301	0.416	0.512	0.592	0.659	0.715	0.762	0.801	0.833	0.012
11	.167	0.307	0.423	0.519	0.600	0.667	0.723	0.769	0.808	0.840	0.016
12	.171	0.312	0.430	0.527	0.608	0.675	0.730	0.776	0.814	0.846	0.021
13	.174	0.318	0.437	0.535	0.616	0.683	0.738	0.783	0.821	0.852	0.025
14	.178	0.324	0.444	0.542	0.624	0.691	0.745	0.791	0.828	0.858	0.029
15	.181	0.329	0.451	0.550	0.632	0.698	0.753	0.798	0.834	0.864	0.033

COLUMN XX IS SINGLE SITE STARTING DAY AFTER HEAVY RAIN

UNCONDITIONAL PROBABILITY =.012

STATION E MAY

INPUT DATA

- .287
- .036
- .323
- .194
- .161

PROBABILITY THAT AT LEAST ONE SITE BECOMES  
READY AFTER WEATHER WATCH IS INSTITUTED

ROW HEADS ARE DAYS SINCE WEATHER WATCH BEGAN  
COLUMN HEADS ARE NUMBER OF SITES AVAILABLE

	1	2	3	4	5	6	7	8	9	10	XX
1	0.	0.	0.	0.	0.	0.	0.	0.	0.	0.	0.
2	.026	0.051	0.076	0.100	0.123	0.146	0.168	0.189	0.211	0.231	0.
3	.072	0.139	0.200	0.258	0.311	0.361	0.407	0.449	0.489	0.525	0.
4	.112	0.212	0.300	0.379	0.448	0.510	0.565	0.614	0.657	0.696	0.
5	.140	0.260	0.363	0.452	0.529	0.595	0.651	0.700	0.742	0.778	0.000
6	.156	0.288	0.399	0.493	0.572	0.639	0.696	0.743	0.783	0.817	0.001
7	.166	0.304	0.420	0.516	0.596	0.663	0.719	0.766	0.804	0.837	0.003
8	.172	0.314	0.431	0.529	0.610	0.677	0.732	0.778	0.816	0.848	0.005
9	.176	0.320	0.440	0.538	0.619	0.686	0.741	0.787	0.824	0.855	0.009
10	.179	0.326	0.447	0.546	0.627	0.694	0.749	0.794	0.831	0.861	0.014
11	.182	0.332	0.454	0.553	0.635	0.701	0.756	0.800	0.837	0.867	0.019
12	.186	0.337	0.461	0.561	0.643	0.709	0.763	0.807	0.843	0.872	0.023
13	.190	0.344	0.468	0.569	0.651	0.717	0.771	0.814	0.850	0.878	0.028
14	.194	0.350	0.476	0.577	0.659	0.725	0.778	0.821	0.856	0.884	0.033
15	.198	0.356	0.483	0.586	0.667	0.733	0.786	0.828	0.862	0.889	0.038

COLUMN XX IS SINGLE SITE STARTING DAY AFTER HEAVY RAIN

UNCONDITIONAL PROBABILITY =.012

STATION E JUNE

INPUT DATA

- .178
- .022
- .466
- .167
- .167

PROBABILITY THAT AT LEAST ONE SITE BECOMES READY AFTER WEATHER WATCH IS INSTITUTED

ROW HEADS ARE DAYS SINCE WEATHER WATCH BEGAN COLUMN HEADS ARE NUMBER OF SITES AVAILABLE

	1	2	3	4	5	6	7	8	9	10	XX
1	0.	0.	0.	0.	0.	0.	0.	0.	0.	0.	0.
2	.028	0.055	0.081	0.107	0.132	0.156	0.180	0.203	0.225	0.246	0.
3	.078	0.150	0.216	0.277	0.333	0.385	0.433	0.477	0.517	0.555	0.
4	.132	0.246	0.345	0.431	0.506	0.571	0.628	0.677	0.719	0.756	0.
5	.179	0.325	0.446	0.545	0.626	0.693	0.748	0.793	0.830	0.860	0.000
6	.215	0.384	0.516	0.620	0.702	0.766	0.816	0.856	0.887	0.911	0.001
7	.242	0.425	0.564	0.669	0.749	0.810	0.856	0.891	0.917	0.937	0.003
8	.260	0.453	0.595	0.700	0.778	0.836	0.879	0.910	0.934	0.951	0.007
9	.273	0.472	0.616	0.721	0.797	0.853	0.893	0.922	0.944	0.959	0.013
10	.283	0.486	0.632	0.736	0.811	0.864	0.903	0.930	0.950	0.964	0.020
11	.291	0.498	0.644	0.748	0.821	0.873	0.910	0.936	0.955	0.968	0.029
12	.298	0.508	0.654	0.757	0.830	0.881	0.916	0.941	0.959	0.971	0.039
13	.305	0.517	0.664	0.767	0.838	0.887	0.922	0.946	0.962	0.974	0.049
14	.312	0.526	0.674	0.776	0.846	0.894	0.927	0.950	0.965	0.976	0.060
15	.319	0.536	0.684	0.785	0.853	0.900	0.932	0.954	0.968	0.979	0.071

COLUMN XX IS SINGLE SITE STARTING DAY AFTER HEAVY RAIN

UNCONDITIONAL PROBABILITY = .050

STATION E JULY

INPUT DATA

- .232
- .058
- .516
- .065
- .129

PROBABILITY THAT AT LEAST ONE SITE BECOMES  
READY AFTER WEATHER WATCH IS INSTITUTED

ROW HEADS ARE DAYS SINCE WEATHER WATCH BEGAN  
COLUMN HEADS ARE NUMBER OF SITES AVAILABLE

	1	2	3	4	5	6	7	8	9	10	XX
1	0.	0.	0.	0.	0.	0.	0.	0.	0.	0.	0.
2	.017	0.033	0.049	0.065	0.080	0.096	0.111	0.126	0.140	0.154	0.
3	.039	0.076	0.111	0.146	0.179	0.210	0.241	0.270	0.298	0.325	0.
4	.060	0.116	0.169	0.218	0.265	0.309	0.350	0.389	0.426	0.460	0.
5	.078	0.149	0.215	0.276	0.333	0.384	0.432	0.476	0.517	0.555	0.000
6	.092	0.175	0.251	0.320	0.382	0.439	0.490	0.537	0.580	0.618	0.000
7	.102	0.194	0.277	0.351	0.418	0.477	0.531	0.579	0.622	0.661	0.000
8	.110	0.208	0.296	0.373	0.443	0.504	0.559	0.607	0.651	0.689	0.001
9	.116	0.219	0.309	0.389	0.460	0.523	0.578	0.627	0.671	0.709	0.002
10	.120	0.226	0.319	0.401	0.473	0.537	0.592	0.641	0.684	0.722	0.003
11	.124	0.232	0.327	0.410	0.483	0.547	0.603	0.652	0.695	0.732	0.004
12	.126	0.236	0.333	0.417	0.490	0.554	0.611	0.660	0.703	0.740	0.005
13	.128	0.240	0.337	0.422	0.496	0.561	0.617	0.666	0.709	0.746	0.007
14	.130	0.243	0.342	0.427	0.502	0.567	0.623	0.672	0.715	0.752	0.008
15	.132	0.246	0.345	0.432	0.507	0.572	0.628	0.677	0.720	0.757	0.010

COLUMN XX IS SINGLE SITE STARTING DAY AFTER HEAVY RAIN

UNCONDITIONAL PROBABILITY = .006

STATION E AUG

INPUT DATA

- .316
- .039
- .419
- .129
- .097

PROBABILITY THAT AT LEAST ONE SITE BECOMES  
READY AFTER WEATHER WATCH IS INSTITUTED

ROW HEADS ARE DAYS SINCE WEATHER WATCH BEGAN  
COLUMN HEADS ARE NUMBER OF SITES AVAILABLE

	1	2	3	4	5	6	7	8	9	10	XX
1	0.	0.	0.	0.	0.	0.	0.	0.	0.	0.	0.
2	.009	0.019	0.028	0.037	0.046	0.055	0.064	0.073	0.082	0.090	0.
3	.025	0.049	0.073	0.096	0.119	0.141	0.162	0.183	0.203	0.223	0.
4	.040	0.079	0.116	0.152	0.186	0.219	0.250	0.281	0.310	0.338	0.
5	.053	0.103	0.150	0.195	0.237	0.278	0.316	0.352	0.386	0.418	0.000
6	.062	0.119	0.174	0.225	0.272	0.317	0.359	0.399	0.436	0.470	0.000
7	.068	0.130	0.189	0.244	0.295	0.343	0.387	0.428	0.467	0.503	0.000
8	.071	0.138	0.199	0.256	0.309	0.359	0.404	0.447	0.486	0.523	0.000
9	.074	0.142	0.205	0.264	0.318	0.369	0.415	0.458	0.498	0.535	0.001
10	.075	0.145	0.210	0.269	0.324	0.375	0.422	0.466	0.506	0.543	0.001
11	.077	0.147	0.212	0.273	0.328	0.380	0.427	0.471	0.511	0.549	0.002
12	.077	0.149	0.215	0.275	0.331	0.383	0.431	0.475	0.516	0.553	0.002
13	.078	0.150	0.216	0.278	0.334	0.386	0.434	0.478	0.519	0.557	0.003
14	.079	0.151	0.218	0.280	0.336	0.389	0.437	0.481	0.522	0.560	0.004
15	.079	0.153	0.220	0.282	0.339	0.391	0.440	0.484	0.525	0.563	0.004

COLUMN XX IS SINGLE SITE STARTING DAY AFTER HEAVY RAIN

UNCONDITIONAL PROBABILITY =.002

STATION E SEPT

INPUT DATA

- .490
- .010
- .233
- .100
- .167

PROBABILITY THAT AT LEAST ONE SITE BECOMES  
READY AFTER WEATHER WATCH IS INSTITUTED

ROW HEADS ARE DAYS SINCE WEATHER WATCH BEGAN  
COLUMN HEADS ARE NUMBER OF SITES AVAILABLE

	1	2	3	4	5	6	7	8	9	10	XX
1	.028	0.055	0.081	0.107	0.132	0.156	0.180	0.203	0.225	0.246	0.
2	.052	0.101	0.147	0.191	0.233	0.273	0.311	0.346	0.380	0.412	0.
3	.064	0.125	0.181	0.234	0.283	0.329	0.372	0.413	0.450	0.486	0.
4	.070	0.135	0.195	0.251	0.303	0.352	0.397	0.439	0.478	0.515	0.000
5	.072	0.139	0.201	0.258	0.311	0.361	0.407	0.450	0.489	0.526	0.001
6	.073	0.140	0.203	0.261	0.315	0.365	0.411	0.454	0.494	0.531	0.001
7	.074	0.142	0.205	0.263	0.318	0.368	0.414	0.457	0.497	0.534	0.002
8	.074	0.143	0.207	0.266	0.320	0.371	0.417	0.461	0.501	0.538	0.003
9	.075	0.144	0.209	0.268	0.323	0.374	0.421	0.464	0.504	0.541	0.004
10	.076	0.146	0.210	0.270	0.325	0.377	0.424	0.467	0.508	0.545	0.004
11	.077	0.147	0.212	0.273	0.328	0.380	0.427	0.471	0.511	0.549	0.005
12	.077	0.149	0.214	0.275	0.331	0.383	0.431	0.475	0.515	0.553	0.006
13	.078	0.150	0.216	0.278	0.334	0.386	0.434	0.478	0.519	0.556	0.007
14	.079	0.151	0.218	0.280	0.337	0.389	0.437	0.482	0.522	0.560	0.008

COLUMN XX IS SINGLE SITE STARTING DAY AFTER HEAVY RAIN

STATION E OCT

INPUT DATA

.632

.013

.

.065

.290

PROBABILITY THAT AT LEAST ONE SITE BECOMES  
READY AFTER WEATHER WATCH IS INSTITUTED

ROW HEADS ARE DAYS SINCE WEATHER WATCH BEGAN  
COLUMN HEADS ARE NUMBER OF SITES AVAILABLE

	1	2	3	4	5	6	7	8	9	10	XX
1	0.	0.	0.	0.	0.	0.	0.	0.	0.	0.	0.
2	.084	0.161	0.232	0.296	0.355	0.410	0.459	0.505	0.546	0.585	0.
3	.100	0.190	0.271	0.343	0.409	0.468	0.521	0.569	0.612	0.651	0.
4	.100	0.191	0.272	0.345	0.411	0.470	0.524	0.571	0.614	0.653	0.
5	.101	0.191	0.273	0.346	0.412	0.471	0.524	0.572	0.615	0.654	0.007
6	.102	0.193	0.276	0.350	0.416	0.475	0.529	0.577	0.620	0.659	0.005
7	.104	0.197	0.281	0.355	0.423	0.483	0.536	0.585	0.628	0.667	0.007
8	.106	0.201	0.286	0.361	0.429	0.490	0.544	0.592	0.635	0.674	0.009
9	.108	0.204	0.290	0.367	0.435	0.496	0.551	0.599	0.643	0.681	0.011
10	.110	0.208	0.295	0.372	0.441	0.503	0.558	0.606	0.649	0.688	0.013
11	.112	0.211	0.300	0.378	0.448	0.509	0.564	0.613	0.656	0.695	0.015
12	.114	0.215	0.304	0.383	0.454	0.516	0.571	0.620	0.663	0.701	0.018
13	.116	0.218	0.309	0.389	0.459	0.522	0.577	0.626	0.670	0.708	0.020
14	.118	0.222	0.313	0.394	0.465	0.528	0.584	0.633	0.676	0.714	0.022
15	.120	0.225	0.318	0.399	0.471	0.534	0.590	0.639	0.682	0.720	0.024

COLUMN XX IS SINGLE SITE STARTING DAY AFTER HEAVY RAIN

UNCONDITIONAL PROBABILITY =.003

STATION E NOV

INPUT DATA

- .679
- .021
- .067
- .133
- .100

PROBABILITY THAT AT LEAST ONE SITE BECOMES READY AFTER WEATHER WATCH IS INSTITUTED

ROW HEADS ARE DAYS SINCE WEATHER WATCH BEGAN COLUMN HEADS ARE NUMBER OF SITES AVAILABLE

	1	2	3	4	5	6	7	8	9	10	XX
1	0.	0.	0.	0.	0.	0.	0.	0.	0.	0.	0.
2	.010	0.020	0.030	0.039	0.049	0.059	0.068	0.077	0.086	0.096	0.
3	.020	0.039	0.057	0.076	0.094	0.112	0.129	0.146	0.163	0.179	0.
4	.022	0.044	0.065	0.085	0.106	0.125	0.145	0.163	0.182	0.200	0.
5	.023	0.045	0.066	0.087	0.108	0.128	0.148	0.167	0.186	0.204	0.000
6	.023	0.045	0.066	0.088	0.108	0.129	0.148	0.168	0.186	0.205	0.000
7	.023	0.045	0.067	0.088	0.109	0.129	0.149	0.168	0.187	0.205	0.000
8	.023	0.045	0.067	0.088	0.109	0.129	0.149	0.168	0.187	0.206	0.000
9	.023	0.045	0.067	0.088	0.109	0.129	0.149	0.169	0.188	0.206	0.000
10	.023	0.045	0.067	0.089	0.109	0.130	0.150	0.169	0.188	0.207	0.000
11	.023	0.045	0.067	0.089	0.110	0.130	0.150	0.170	0.189	0.207	0.000
12	.023	0.046	0.068	0.089	0.110	0.131	0.151	0.170	0.189	0.208	0.000
13	.023	0.046	0.068	0.089	0.110	0.131	0.151	0.171	0.190	0.209	0.001
14	.023	0.046	0.068	0.090	0.111	0.131	0.151	0.171	0.190	0.209	0.001
15	.023	0.046	0.068	0.090	0.111	0.132	0.152	0.172	0.191	0.210	0.001

COLUMN XX IS SINGLE SITE STARTING DAY AFTER HEAVY RAIN

UNCONDITIONAL PROBABILITY =.000

SECRET

STATION E DEC

INPUT DATA

- .607
- .039
- .161
- .032
- .161

PROBABILITY THAT AT LEAST ONE SITE BECOMES READY AFTER WEATHER WATCH IS INSTITUTED

ROW HEADS ARE DAYS SINCE WEATHER WATCH BEGAN COLUMN HEADS ARE NUMBER OF SITES AVAILABLE

	1	2	3	4	5	6	7	8	9	10	XX
1	0.	0.	0.	0.	0.	0.	0.	0.	0.	0.	0.
2	.026	0.051	0.076	0.100	0.123	0.146	0.168	0.189	0.211	0.231	0.
3	.037	0.073	0.108	0.142	0.174	0.205	0.234	0.263	0.291	0.317	0.
4	.041	0.081	0.119	0.155	0.190	0.224	0.256	0.286	0.316	0.344	0.
5	.042	0.083	0.122	0.159	0.195	0.229	0.262	0.293	0.323	0.352	0.000
6	.043	0.084	0.123	0.161	0.197	0.231	0.264	0.296	0.326	0.355	0.000
7	.043	0.084	0.124	0.162	0.198	0.232	0.266	0.297	0.328	0.357	0.001
8	.043	0.085	0.125	0.163	0.199	0.234	0.267	0.299	0.329	0.358	0.001
9	.044	0.085	0.125	0.163	0.200	0.235	0.268	0.300	0.331	0.360	0.001
10	.044	0.086	0.126	0.164	0.201	0.236	0.269	0.301	0.332	0.361	0.001
11	.044	0.086	0.127	0.165	0.202	0.237	0.271	0.303	0.334	0.363	0.002
12	.044	0.087	0.127	0.166	0.203	0.238	0.272	0.304	0.335	0.365	0.002
13	.045	0.087	0.128	0.167	0.204	0.239	0.273	0.306	0.337	0.366	0.002
14	.045	0.088	0.129	0.168	0.205	0.241	0.275	0.307	0.338	0.368	0.002
15	.045	0.088	0.129	0.168	0.206	0.242	0.276	0.309	0.340	0.369	0.003

COLUMN XX IS SINGLE SITE STARTING DAY AFTER HEAVY RAIN

UNCONDITIONAL PROBABILITY =.000

SECRET

STATION F JAN

INPUT DATA

- .066
- .321
- .420
- .032
- .161

PROBABILITY THAT AT LEAST ONE SITE BECOMES  
READY AFTER WEATHER WATCH IS INSTITUTED

ROW HEADS ARE DAYS SINCE WEATHER WATCH BEGAN  
COLUMN HEADS ARE NUMBER OF SITES AVAILABLE

	1	2	3	4	5	6	7	8	9	10	XX
1	0.	0.	0.	0.	0.	0.	0.	0.	0.	0.	0.
2	.026	0.051	0.076	0.100	0.123	0.146	0.168	0.189	0.211	0.231	0.
3	.058	0.113	0.165	0.213	0.259	0.302	0.343	0.381	0.417	0.451	0.
4	.090	0.172	0.247	0.314	0.376	0.432	0.483	0.530	0.572	0.611	0.
5	.120	0.225	0.317	0.399	0.471	0.534	0.590	0.639	0.682	0.720	0.000
6	.146	0.271	0.377	0.468	0.546	0.612	0.669	0.717	0.759	0.794	0.001
7	.170	0.311	0.428	0.525	0.606	0.673	0.728	0.775	0.813	0.845	0.001
8	.191	0.346	0.471	0.572	0.654	0.720	0.774	0.817	0.852	0.880	0.003
9	.210	0.376	0.507	0.611	0.693	0.757	0.808	0.849	0.880	0.906	0.005
10	.227	0.403	0.539	0.644	0.725	0.787	0.836	0.873	0.902	0.924	0.009
11	.243	0.427	0.566	0.671	0.751	0.811	0.857	0.892	0.918	0.938	0.013
12	.257	0.448	0.589	0.695	0.773	0.831	0.875	0.907	0.931	0.949	0.018
13	.270	0.467	0.610	0.715	0.792	0.848	0.889	0.919	0.941	0.957	0.024
14	.281	0.484	0.629	0.733	0.808	0.862	0.901	0.929	0.949	0.963	0.031
15	.292	0.499	0.646	0.749	0.823	0.875	0.911	0.937	0.956	0.969	0.038

COLUMN XX IS SINGLE SITE STARTING DAY AFTER HEAVY RAIN

UNCONDITIONAL PROBABILITY = .033

STATION F FEB

INPUT DATA

- .261
- .078
- .375
- .107
- .179

PROBABILITY THAT AT LEAST ONE SITE BECOMES READY AFTER WEATHER WATCH IS INSTITUTED

ROW HEADS ARE DAYS SINCE WEATHER WATCH BEGAN COLUMN HEADS ARE NUMBER OF SITES AVAILABLE

	1	2	3	4	5	6	7	8	9	10	XX
1	0.	0.	0.	0.	0.	0.	0.	0.	0.	0.	0.
2	.032	0.063	0.093	0.122	0.150	0.177	0.204	0.229	0.254	0.278	0.
3	.072	0.138	0.200	0.257	0.310	0.360	0.405	0.448	0.487	0.524	0.
4	.105	0.199	0.283	0.358	0.425	0.485	0.539	0.588	0.631	0.670	0.
5	.129	0.241	0.339	0.424	0.498	0.562	0.619	0.668	0.711	0.748	0.000
6	.145	0.268	0.374	0.465	0.542	0.608	0.665	0.714	0.755	0.790	0.001
7	.155	0.286	0.397	0.490	0.569	0.636	0.693	0.740	0.781	0.815	0.002
8	.162	0.298	0.412	0.507	0.587	0.654	0.710	0.757	0.796	0.829	0.005
9	.167	0.306	0.422	0.519	0.599	0.666	0.722	0.768	0.807	0.839	0.008
10	.171	0.313	0.430	0.528	0.609	0.676	0.731	0.777	0.815	0.847	0.011
11	.175	0.319	0.438	0.536	0.617	0.684	0.739	0.785	0.822	0.853	0.015
12	.178	0.324	0.445	0.544	0.625	0.692	0.747	0.792	0.829	0.859	0.020
13	.181	0.330	0.452	0.551	0.633	0.699	0.754	0.798	0.835	0.865	0.024
14	.185	0.336	0.458	0.559	0.640	0.707	0.761	0.805	0.841	0.871	0.028
15	.188	0.341	0.465	0.566	0.648	0.714	0.768	0.812	0.847	0.876	0.032

COLUMN XX IS SINGLE SITE STARTING DAY AFTER HEAVY RAIN

UNCONDITIONAL PROBABILITY =.013

STATION F MAR

INPUT DATA

- .241
- .114
- .452
- .032
- .161

PROBABILITY THAT AT LEAST ONE SITE BECOMES READY AFTER WEATHER WATCH IS INSTITUTED

ROW HEADS ARE DAYS SINCE WEATHER WATCH BEGAN COLUMN HEADS ARE NUMBER OF SITES AVAILABLE

	1	2	3	4	5	6	7	8	9	10	XX
1	0.	0.	0.	0.	0.	0.	0.	0.	0.	0.	0.
2	.026	0.051	0.076	0.100	0.123	0.146	0.168	0.189	0.211	0.231	0.
3	.054	0.106	0.155	0.201	0.244	0.285	0.324	0.361	0.396	0.429	0.
4	.078	0.151	0.217	0.279	0.335	0.387	0.435	0.480	0.521	0.558	0.
5	.097	0.184	0.263	0.334	0.398	0.457	0.509	0.557	0.599	0.638	0.000
6	.110	0.208	0.295	0.372	0.441	0.503	0.557	0.606	0.649	0.688	0.000
7	.119	0.224	0.317	0.398	0.470	0.533	0.589	0.638	0.681	0.719	0.001
8	.126	0.236	0.332	0.417	0.490	0.554	0.610	0.660	0.702	0.740	0.002
9	.131	0.245	0.344	0.430	0.504	0.569	0.626	0.675	0.717	0.754	0.004
10	.135	0.251	0.352	0.439	0.515	0.580	0.637	0.686	0.728	0.765	0.005
11	.138	0.256	0.359	0.447	0.523	0.589	0.645	0.694	0.736	0.773	0.007
12	.140	0.261	0.364	0.453	0.530	0.596	0.653	0.701	0.743	0.779	0.009
13	.142	0.265	0.369	0.459	0.536	0.602	0.659	0.708	0.749	0.785	0.011
14	.145	0.268	0.374	0.465	0.542	0.608	0.665	0.713	0.755	0.790	0.013
15	.147	0.272	0.379	0.470	0.548	0.614	0.671	0.719	0.760	0.795	0.016

COLUMN XX IS SINGLE SITE STARTING DAY AFTER HEAVY RAIN

UNCONDITIONAL PROBABILITY =.007

STATION F APR

INPUT DATA

- .246
- .054
- .400
- .133
- .167

PROBABILITY THAT AT LEAST ONE SITE BECOMES READY AFTER WEATHER WATCH IS INSTITUTED

ROW HEADS ARE DAYS SINCE WEATHER WATCH BEGAN COLUMN HEADS ARE NUMBER OF SITES AVAILABLE

	1	2	3	4	5	6	7	8	9	10	XX
1	0.	0.	0.	0.	0.	0.	0.	0.	0.	0.	0.
2	.028	0.055	0.081	0.107	0.132	0.156	0.180	0.203	0.225	0.246	0.
3	.068	0.131	0.190	0.245	0.297	0.345	0.389	0.431	0.469	0.505	0.
4	.105	0.199	0.283	0.358	0.425	0.485	0.539	0.588	0.631	0.670	0.
5	.133	0.248	0.348	0.435	0.510	0.575	0.632	0.681	0.723	0.760	0.000
6	.152	0.282	0.391	0.484	0.563	0.629	0.686	0.734	0.774	0.809	0.001
7	.165	0.303	0.419	0.515	0.595	0.662	0.718	0.765	0.803	0.836	0.002
8	.174	0.318	0.436	0.534	0.615	0.682	0.738	0.783	0.821	0.852	0.005
9	.180	0.328	0.449	0.548	0.629	0.696	0.751	0.796	0.832	0.863	0.008
10	.185	0.335	0.458	0.558	0.640	0.706	0.760	0.805	0.841	0.870	0.012
11	.189	0.342	0.466	0.567	0.648	0.715	0.768	0.812	0.848	0.876	0.016
12	.192	0.348	0.473	0.575	0.656	0.722	0.776	0.819	0.854	0.882	0.021
13	.196	0.354	0.480	0.582	0.664	0.730	0.783	0.826	0.860	0.887	0.026
14	.200	0.360	0.488	0.590	0.672	0.738	0.790	0.832	0.866	0.892	0.030
15	.204	0.366	0.495	0.598	0.680	0.745	0.797	0.838	0.871	0.897	0.035

COLUMN XX IS SINGLE SITE STARTING DAY AFTER HEAVY RAIN

UNCONDITIONAL PROBABILITY =.016

STATION F MAY

INPUT DATA

- .297
- .026
- .323
- .129
- .226

PROBABILITY THAT AT LEAST ONE SITE BECOMES  
READY AFTER WEATHER WATCH IS INSTITUTED

ROW HEADS ARE DAYS SINCE WEATHER WATCH BEGAN  
COLUMN HEADS ARE NUMBER OF SITES AVAILABLE

	1	2	3	4	5	6	7	8	9	10	XX
1	0.	0.	0.	0.	0.	0.	0.	0.	0.	0.	0.
2	.051	0.100	0.146	0.189	0.231	0.270	0.307	0.343	0.376	0.408	0.
3	.110	0.208	0.295	0.372	0.441	0.503	0.557	0.606	0.649	0.688	0.
4	.153	0.282	0.392	0.485	0.563	0.630	0.687	0.734	0.775	0.809	0.
5	.179	0.325	0.446	0.545	0.626	0.693	0.748	0.793	0.830	0.860	0.001
6	.193	0.349	0.474	0.576	0.658	0.724	0.777	0.820	0.855	0.883	0.003
7	.201	0.362	0.490	0.593	0.675	0.740	0.792	0.834	0.867	0.894	0.007
8	.207	0.370	0.500	0.604	0.686	0.750	0.802	0.843	0.875	0.901	0.013
9	.211	0.378	0.509	0.613	0.695	0.759	0.810	0.850	0.882	0.907	0.019
10	.216	0.386	0.518	0.622	0.704	0.768	0.818	0.857	0.888	0.912	0.027
11	.221	0.394	0.528	0.632	0.714	0.777	0.826	0.865	0.895	0.918	0.034
12	.227	0.402	0.537	0.642	0.723	0.786	0.835	0.872	0.901	0.923	0.041
13	.232	0.410	0.547	0.652	0.733	0.795	0.843	0.879	0.907	0.929	0.048
14	.238	0.419	0.557	0.662	0.743	0.804	0.851	0.886	0.913	0.934	0.055
15	.243	0.428	0.567	0.672	0.752	0.812	0.858	0.893	0.919	0.938	0.062

COLUMN XX IS SINGLE SITE STARTING DAY AFTER HEAVY RAIN

UNCONDITIONAL PROBABILITY =.018

STATION F JUNE

INPUT DATA

- .245
- .021
- .500
- .067
- .167

PROBABILITY THAT AT LEAST ONE SITE BECOMES  
READY AFTER WEATHER WATCH IS INSTITUTED

ROW HEADS ARE DAYS SINCE WEATHER WATCH BEGAN  
COLUMN HEADS ARE NUMBER OF SITES AVAILABLE

	1	2	3	4	5	6	7	8	9	10	XX
1	.028	0.055	0.081	0.107	0.132	0.156	0.180	0.203	0.225	0.246	0.
2	.062	0.121	0.176	0.227	0.275	0.320	0.363	0.403	0.440	0.475	0.
3	.093	0.178	0.255	0.325	0.388	0.445	0.497	0.544	0.587	0.625	0.
4	.118	0.222	0.314	0.395	0.466	0.529	0.585	0.634	0.677	0.715	0.000
5	.136	0.253	0.355	0.443	0.518	0.584	0.641	0.689	0.732	0.768	0.001
6	.149	0.275	0.383	0.475	0.553	0.619	0.676	0.724	0.765	0.800	0.002
7	.157	0.290	0.402	0.496	0.575	0.642	0.698	0.746	0.786	0.819	0.003
8	.163	0.300	0.415	0.510	0.590	0.657	0.713	0.760	0.799	0.832	0.005
9	.168	0.308	0.424	0.521	0.601	0.668	0.724	0.770	0.809	0.841	0.008
10	.172	0.314	0.432	0.529	0.610	0.677	0.732	0.778	0.816	0.848	0.011
11	.175	0.319	0.438	0.536	0.617	0.684	0.739	0.785	0.822	0.853	0.014
12	.178	0.324	0.444	0.543	0.624	0.691	0.746	0.791	0.828	0.859	0.017
13	.180	0.328	0.450	0.549	0.630	0.697	0.752	0.796	0.833	0.863	0.021
14	.183	0.333	0.455	0.555	0.637	0.703	0.758	0.802	0.838	0.868	0.024
15											

COLUMN XX IS SINGLE SITE STARTING DAY AFTER HEAVY RAIN

UNCONDITIONAL PROBABILITY =.013

STATION F JULY

INPUT DATA

- .310
- .013
- .483
- .065
- .129

PROBABILITY THAT AT LEAST ONE SITE BECOMES READY AFTER WEATHER WATCH IS INSTITUTED

ROW HEADS ARE DAYS SINCE WEATHER WATCH BEGAN COLUMN HEADS ARE NUMBER OF SITES AVAILABLE

	1	2	3	4	5	6	7	8	9	10	XX
1	.017	0.033	0.049	0.065	0.080	0.096	0.111	0.126	0.140	0.154	0.
2	.037	0.072	0.106	0.139	0.171	0.201	0.230	0.259	0.286	0.312	0.
3	.054	0.106	0.154	0.200	0.244	0.285	0.324	0.360	0.395	0.428	0.
4	.068	0.131	0.190	0.245	0.296	0.344	0.388	0.430	0.468	0.504	0.000
5	.077	0.148	0.214	0.275	0.331	0.383	0.430	0.474	0.515	0.552	0.000
6	.084	0.160	0.230	0.295	0.354	0.408	0.457	0.502	0.544	0.582	0.000
7	.088	0.168	0.241	0.307	0.368	0.424	0.474	0.520	0.562	0.601	0.001
8	.090	0.173	0.248	0.316	0.378	0.434	0.485	0.532	0.574	0.613	0.001
9	.092	0.176	0.252	0.321	0.384	0.441	0.492	0.539	0.582	0.621	0.002
10	.094	0.179	0.256	0.325	0.389	0.446	0.498	0.545	0.588	0.626	0.003
11	.095	0.181	0.258	0.329	0.392	0.450	0.502	0.549	0.592	0.631	0.004
12	.096	0.182	0.261	0.332	0.396	0.453	0.506	0.553	0.596	0.635	0.005
13	.097	0.184	0.263	0.334	0.399	0.457	0.509	0.557	0.600	0.638	0.006
14	.098	0.186	0.265	0.337	0.401	0.460	0.513	0.560	0.603	0.642	0.007

COLUMN XX IS SINGLE SITE STARTING DAY AFTER HEAVY RAIN

UNCONDITIONAL PROBABILITY = .003

STATION F AUG

INPUT DATA

- .294
- .029
- .515
- .097
- .065

PROBABILITY THAT AT LEAST ONE SITE BECOMES  
READY AFTER WEATHER WATCH IS INSTITUTED

ROW HEADS ARE DAYS SINCE WEATHER WATCH BEGAN  
COLUMN HEADS ARE NUMBER OF SITES AVAILABLE

	1	2	3	4	5	6	7	8	9	10	XX	
1	.004	0.008	0.013	0.017	0.021	0.025	0.029	0.033	0.037	0.041	0.041	0.041
2	.011	0.023	0.034	0.045	0.055	0.066	0.077	0.087	0.098	0.108	0.108	0.108
3	.019	0.038	0.057	0.075	0.093	0.110	0.127	0.144	0.161	0.177	0.177	0.177
4	.027	0.052	0.077	0.102	0.126	0.149	0.171	0.193	0.215	0.236	0.236	0.236
5	.033	0.064	0.094	0.124	0.152	0.180	0.207	0.232	0.257	0.281	0.281	0.281
6	.037	0.073	0.107	0.141	0.172	0.203	0.233	0.261	0.289	0.315	0.315	0.315
7	.041	0.079	0.117	0.153	0.187	0.220	0.252	0.282	0.311	0.339	0.339	0.339
8	.043	0.084	0.124	0.161	0.197	0.232	0.265	0.296	0.327	0.356	0.356	0.356
9	.045	0.087	0.128	0.167	0.204	0.240	0.274	0.306	0.337	0.367	0.367	0.367
10	.046	0.090	0.131	0.171	0.209	0.246	0.280	0.313	0.345	0.375	0.375	0.375
11	.047	0.091	0.134	0.174	0.213	0.250	0.285	0.318	0.350	0.380	0.380	0.380
12	.047	0.092	0.135	0.176	0.215	0.252	0.288	0.321	0.354	0.384	0.384	0.384
13	.048	0.093	0.137	0.178	0.217	0.254	0.290	0.324	0.356	0.387	0.387	0.387
14	.048	0.094	0.137	0.179	0.218	0.256	0.292	0.326	0.358	0.389	0.389	0.389
15	.048	0.094	0.137	0.179	0.218	0.256	0.292	0.326	0.358	0.389	0.389	0.389

COLUMN XX IS SINGLE SITE STARTING DAY AFTER HEAVY RAIN

UNCONDITIONAL PROBABILITY = .001

STATION F SEPT

INPUT DATA

- .485
- .015
- .200
- .133
- .167

PROBABILITY THAT AT LEAST ONE SITE BECOMES READY AFTER WEATHER WATCH IS INSTITUTED

ROW HEADS ARE DAYS SINCE WEATHER WATCH BEGAN COLUMN HEADS ARE NUMBER OF SITES AVAILABLE

	1	2	3	4	5	6	7	8	9	10	XX
1	.028	0.	0.	0.	0.	0.	0.	0.	0.	0.	0.
2	.056	0.055	0.081	0.107	0.132	0.156	0.180	0.203	0.225	0.246	0.
3	.070	0.108	0.158	0.205	0.249	0.291	0.331	0.368	0.403	0.436	0.
4	.076	0.135	0.196	0.253	0.305	0.354	0.399	0.441	0.481	0.517	0.
5	.078	0.146	0.211	0.271	0.327	0.378	0.425	0.469	0.509	0.547	0.000
6	.079	0.150	0.217	0.278	0.335	0.387	0.435	0.479	0.520	0.557	0.001
7	.080	0.152	0.219	0.281	0.338	0.391	0.439	0.484	0.524	0.562	0.001
8	.081	0.154	0.221	0.284	0.341	0.394	0.442	0.487	0.528	0.566	0.002
9	.082	0.155	0.224	0.286	0.344	0.397	0.446	0.491	0.532	0.570	0.003
10	.083	0.157	0.226	0.289	0.347	0.401	0.450	0.495	0.536	0.574	0.005
11	.084	0.159	0.228	0.292	0.351	0.404	0.454	0.499	0.540	0.578	0.006
12	.085	0.160	0.231	0.295	0.354	0.408	0.458	0.503	0.545	0.583	0.007
13	.086	0.162	0.233	0.298	0.358	0.412	0.462	0.507	0.549	0.587	0.008
14	.087	0.164	0.236	0.301	0.361	0.416	0.466	0.512	0.553	0.592	0.009
15	.087	0.166	0.238	0.304	0.364	0.419	0.470	0.516	0.558	0.596	0.010

COLUMN XX IS SINGLE SITE STARTING DAY AFTER HEAVY RAIN

UNCONDITIONAL PROBABILITY =.002

## STATION F DCT

## INPUT DATA

.465  
 .019  
 .065  
 .161  
 .290

PROBABILITY THAT AT LEAST ONE SITE BECOMES  
 READY AFTER WEATHER WATCH IS INSTITUTED

ROW HEADS ARE DAYS SINCE WEATHER WATCH BEGAN  
 COLUMN HEADS ARE NUMBER OF SITES AVAILABLE

	1	2	3	4	5	6	7	8	9	10	XX
1	.084	0.	0.	0.	0.	0.	0.	0.	0.	0.	0.
2	.161	0.161	0.232	0.296	0.355	0.410	0.459	0.505	0.546	0.585	0.
3	.271	0.271	0.378	0.469	0.546	0.613	0.669	0.718	0.759	0.794	0.
4	.296	0.296	0.409	0.504	0.584	0.651	0.707	0.754	0.794	0.827	0.
5	.301	0.301	0.416	0.511	0.591	0.658	0.714	0.761	0.800	0.833	0.002
6	.304	0.304	0.419	0.515	0.595	0.662	0.718	0.765	0.804	0.836	0.008
7	.310	0.310	0.426	0.523	0.604	0.671	0.727	0.773	0.811	0.843	0.015
8	.318	0.318	0.437	0.535	0.616	0.683	0.738	0.783	0.821	0.852	0.021
9	.327	0.327	0.447	0.547	0.628	0.695	0.749	0.794	0.831	0.862	0.028
10	.335	0.335	0.458	0.558	0.640	0.706	0.760	0.805	0.841	0.870	0.034
11	.343	0.343	0.468	0.569	0.651	0.717	0.771	0.814	0.849	0.878	0.040
12	.351	0.351	0.478	0.579	0.661	0.727	0.780	0.823	0.858	0.885	0.045
13	.359	0.359	0.487	0.590	0.672	0.737	0.790	0.832	0.865	0.892	0.051
14	.367	0.367	0.497	0.600	0.682	0.747	0.799	0.840	0.873	0.899	0.057
15	.375	0.375	0.506	0.609	0.691	0.756	0.807	0.848	0.879	0.905	0.063

COLUMN XX IS SINGLE SITE STARTING DAY AFTER HEAVY RAIN

UNCONDITIONAL PROBABILITY = .012

STATION F NOV

INPUT DATA

- .380
- .020
- .366
- .067
- .167

PROBABILITY THAT AT LEAST ONE SITL BECOMES  
READY AFTER WEATHER WATCH IS INSTITUTED

ROW HEADS ARE DAYS SINCE WEATHER WATCH BEGAN  
COLUMN HEADS ARE NUMBER OF SITES AVAILABLE

	1	2	3	4	5	6	7	8	9	10	XX
1	0.	0.	0.	0.	0.	0.	0.	0.	0.	0.	0.
2	.028	0.055	0.081	0.107	0.132	0.156	0.180	0.203	0.225	0.246	0.
3	.055	0.107	0.156	0.202	0.246	0.287	0.326	0.363	0.396	0.431	0.
4	.074	0.142	0.205	0.263	0.318	0.368	0.414	0.457	0.497	0.534	0.
5	.085	0.162	0.234	0.299	0.358	0.413	0.462	0.508	0.550	0.588	0.000
6	.091	0.174	0.249	0.318	0.380	0.436	0.488	0.534	0.577	0.615	0.001
7	.095	0.180	0.258	0.328	0.392	0.449	0.501	0.549	0.591	0.630	0.001
8	.097	0.184	0.263	0.334	0.399	0.457	0.509	0.557	0.600	0.638	0.002
9	.098	0.187	0.266	0.338	0.403	0.462	0.515	0.562	0.605	0.644	0.003
10	.099	0.189	0.269	0.342	0.407	0.466	0.519	0.567	0.610	0.649	0.005
11	.100	0.191	0.272	0.345	0.411	0.470	0.523	0.571	0.614	0.653	0.006
12	.102	0.193	0.275	0.348	0.415	0.474	0.528	0.575	0.619	0.657	0.007
13	.103	0.195	0.278	0.352	0.418	0.478	0.532	0.580	0.623	0.662	0.008
14	.104	0.197	0.280	0.355	0.422	0.482	0.536	0.584	0.627	0.666	0.010
15	.105	0.199	0.283	0.358	0.426	0.486	0.540	0.588	0.632	0.670	0.011

COLUMN XX IS SINGLE SITE STARTING DAY AFTER HEAVY RAIN

UNCONDITIONAL PROBABILITY =.003

STATION F DEC

INPUT DATA

- .298
- .057
- .323
- .161
- .161

PROBABILITY THAT AT LEAST ONE SITE BECOMES  
READY AFTER WEATHER WATCH IS INSTITUTED

ROW HEADS ARE DAYS SINCE WEATHER WATCH BEGAN  
COLUMN HEADS ARE NUMBER OF SITES AVAILABLE

	1	2	3	4	5	6	7	8	9	10	XX
1	0.	0.	0.	0.	0.	0.	0.	0.	0.	0.	0.
2	.026	0.051	0.076	0.100	0.123	0.146	0.168	0.189	0.211	0.231	0.
3	.065	0.126	0.183	0.236	0.285	0.332	0.375	0.416	0.454	0.489	0.
4	.098	0.186	0.266	0.338	0.402	0.461	0.514	0.561	0.604	0.643	0.
5	.120	0.226	0.319	0.400	0.472	0.536	0.591	0.641	0.684	0.722	0.000
6	.134	0.249	0.350	0.436	0.512	0.577	0.633	0.682	0.725	0.762	0.001
7	.142	0.263	0.367	0.457	0.534	0.600	0.657	0.705	0.747	0.783	0.002
8	.147	0.272	0.378	0.469	0.547	0.614	0.670	0.718	0.760	0.795	0.004
9	.150	0.278	0.386	0.478	0.556	0.623	0.679	0.728	0.768	0.803	0.007
10	.153	0.282	0.392	0.485	0.564	0.630	0.687	0.735	0.775	0.810	0.010
11	.156	0.287	0.398	0.492	0.571	0.638	0.694	0.742	0.782	0.816	0.014
12	.158	0.292	0.404	0.498	0.578	0.645	0.701	0.748	0.788	0.822	0.017
13	.161	0.297	0.410	0.505	0.585	0.652	0.708	0.755	0.795	0.828	0.021
14	.164	0.301	0.416	0.512	0.592	0.659	0.715	0.762	0.801	0.834	0.024
15	.167	0.306	0.422	0.519	0.599	0.666	0.722	0.769	0.807	0.840	0.028

COLUMN XX IS SINGLE SITE STARTING DAY AFTER HEAVY RAIN

UNCONDITIONAL PROBABILITY = .010

STATION G JAN

INPUT DATA

.012  
.278  
.549  
.161

PROBABILITY THAT AT LEAST ONE SITE BECOMES  
READY AFTER WEATHER WATCH IS INSTITUTED

ROW HEADS ARE DAYS SINCE WEATHER WATCH BEGAN  
COLUMN HEADS ARE NUMBER OF SITES AVAILABLE

	1	2	3	4	5	6	7	8	9	10	XX
1	.026	0.051	0.076	0.100	0.123	0.146	0.168	0.189	0.211	0.231	0.
2	.062	0.119	0.174	0.225	0.272	0.317	0.359	0.399	0.436	0.470	0.
3	.100	0.190	0.271	0.344	0.410	0.469	0.522	0.570	0.613	0.652	0.
4	.138	0.258	0.360	0.449	0.525	0.591	0.648	0.696	0.738	0.775	0.000
5	.175	0.320	0.439	0.538	0.619	0.686	0.741	0.786	0.824	0.855	0.001
6	.211	0.377	0.508	0.612	0.694	0.758	0.809	0.849	0.881	0.906	0.002
7	.244	0.428	0.568	0.673	0.753	0.813	0.859	0.893	0.919	0.939	0.003
8	.275	0.475	0.620	0.724	0.800	0.855	0.895	0.924	0.945	0.960	0.006
9	.305	0.517	0.665	0.767	0.838	0.887	0.922	0.946	0.962	0.974	0.010
10	.333	0.555	0.704	0.802	0.868	0.912	0.941	0.961	0.974	0.983	0.016
11	.360	0.590	0.737	0.832	0.892	0.931	0.956	0.972	0.982	0.988	0.023
12	.385	0.621	0.767	0.857	0.912	0.946	0.967	0.979	0.987	0.992	0.031
13	.408	0.650	0.793	0.877	0.927	0.957	0.975	0.985	0.991	0.995	0.041
14	.431	0.676	0.815	0.895	0.940	0.966	0.981	0.989	0.994	0.996	0.052

COLUMN XX IS SINGLE SITE STARTING DAY AFTER HEAVY RAIN

UNCONDITIONAL PROBABILITY = .103

STATION G FEB

INPUT DATA

- .311
- .207
- .411
- .
- .071

PROBABILITY THAT AT LEAST ONE SITE BECOMES READY AFTER WEATHER WATCH IS INSTITUTED

ROW HEADS ARE DAYS SINCE WEATHER WATCH BEGAN COLUMN HEADS ARE NUMBER OF SITES AVAILABLE

	1	2	3	4	5	6	7	8	9	10	XX
1	0.	0.	0.	0.	0.	0.	0.	0.	0.	0.	0.
2	.005	0.010	0.015	0.020	0.025	0.030	0.035	0.040	0.044	0.049	0.
3	.010	0.020	0.030	0.040	0.050	0.060	0.069	0.079	0.088	0.098	0.
4	.014	0.029	0.042	0.056	0.070	0.083	0.096	0.109	0.122	0.135	0.
5	.017	0.034	0.051	0.068	0.084	0.100	0.115	0.131	0.146	0.161	0.000
6	.019	0.039	0.057	0.076	0.094	0.111	0.129	0.146	0.162	0.179	0.000
7	.021	0.041	0.061	0.081	0.100	0.119	0.138	0.156	0.173	0.191	0.000
8	.022	0.043	0.064	0.085	0.105	0.125	0.144	0.162	0.181	0.199	0.000
9	.023	0.045	0.066	0.087	0.108	0.128	0.148	0.167	0.186	0.204	0.000
10	.023	0.046	0.068	0.089	0.110	0.131	0.151	0.170	0.189	0.208	0.000
11	.023	0.046	0.069	0.090	0.112	0.132	0.153	0.172	0.192	0.211	0.000
12	.024	0.047	0.069	0.091	0.113	0.134	0.154	0.174	0.194	0.213	0.000
13	.024	0.047	0.070	0.092	0.113	0.134	0.155	0.175	0.195	0.214	0.000
14	.024	0.047	0.070	0.092	0.114	0.135	0.156	0.176	0.196	0.215	0.000
15	.024	0.047	0.070	0.093	0.114	0.136	0.156	0.177	0.196	0.216	0.000

COLUMN XX IS SINGLE SITE STARTING DAY AFTER HEAVY RAIN

UNCONDITIONAL PROBABILITY =.000

STATION G MAR

INPUT DATA

.289  
.227  
.387  
.  
.097

PROBABILITY THAT AT LEAST ONE SITE BECOMES  
READY AFTER WEATHER WATCH IS INSTITUTED

ROW HEADS ARE DAYS SINCE WEATHER WATCH BEGAN  
COLUMN HEADS ARE NUMBER OF SITES AVAILABLE

	1	2	3	4	5	6	7	8	9	10	XX
1	0.	0.	0.	0.	0.	0.	0.	0.	0.	0.	0.
2	.009	0.019	0.028	0.037	0.046	0.055	0.064	0.073	0.082	0.090	0.
3	.019	0.037	0.055	0.073	0.091	0.108	0.125	0.141	0.157	0.173	0.
4	.026	0.052	0.077	0.101	0.124	0.147	0.170	0.192	0.213	0.233	0.
5	.032	0.062	0.092	0.121	0.148	0.175	0.201	0.227	0.251	0.275	0.000
6	.035	0.070	0.102	0.134	0.165	0.194	0.223	0.250	0.277	0.303	0.000
7	.038	0.075	0.110	0.144	0.176	0.208	0.238	0.267	0.295	0.321	0.000
8	.040	0.078	0.115	0.150	0.184	0.217	0.248	0.278	0.307	0.334	0.000
9	.041	0.081	0.118	0.155	0.190	0.223	0.255	0.286	0.315	0.343	0.000
10	.042	0.082	0.121	0.158	0.193	0.227	0.260	0.291	0.321	0.349	0.000
11	.043	0.084	0.123	0.160	0.196	0.231	0.263	0.295	0.325	0.354	0.001
12	.043	0.085	0.124	0.162	0.198	0.233	0.266	0.298	0.328	0.357	0.001
13	.044	0.085	0.125	0.163	0.200	0.235	0.268	0.300	0.331	0.360	0.001
14	.044	0.086	0.126	0.165	0.201	0.236	0.270	0.302	0.333	0.362	0.001
15	.044	0.087	0.127	0.166	0.202	0.238	0.271	0.304	0.335	0.364	0.001

COLUMN XX IS SINGLE SITE STARTING DAY AFTER HEAVY RAIN

UNCONDITIONAL PROBABILITY = .000

STATION G APR

INPUT DATA

.350  
.150  
.300  
.067  
.133

PROBABILITY THAT AT LEAST ONE SITE BECOMES  
READY AFTER WEATHER WATCH IS INSTITUTED

ROW HEADS ARE DAYS SINCE WEATHER WATCH BEGAN  
COLUMN HEADS ARE NUMBER OF SITES AVAILABLE

	1	2	3	4	5	6	7	8	9	10	XX
1	0.	0.	0.	0.	0.	0.	0.	0.	0.	0.	0.
2	.018	0.035	0.052	0.069	0.085	0.102	0.117	0.133	0.148	0.163	0.
3	.035	0.069	0.102	0.133	0.164	0.193	0.221	0.249	0.275	0.301	0.
4	.048	0.093	0.136	0.177	0.217	0.254	0.289	0.323	0.356	0.386	0.
5	.056	0.108	0.158	0.205	0.249	0.291	0.330	0.368	0.403	0.436	0.000
6	.061	0.118	0.171	0.221	0.268	0.313	0.354	0.394	0.430	0.465	0.000
7	.064	0.123	0.179	0.231	0.280	0.326	0.369	0.409	0.446	0.482	0.000
8	.065	0.127	0.184	0.237	0.287	0.334	0.378	0.418	0.456	0.492	0.001
9	.067	0.129	0.187	0.241	0.292	0.339	0.383	0.425	0.463	0.499	0.001
10	.068	0.131	0.190	0.244	0.296	0.343	0.388	0.429	0.468	0.504	0.002
11	.068	0.132	0.192	0.247	0.298	0.346	0.391	0.433	0.472	0.508	0.002
12	.069	0.133	0.193	0.249	0.301	0.349	0.394	0.436	0.475	0.511	0.003
13	.070	0.135	0.195	0.251	0.303	0.352	0.397	0.439	0.478	0.514	0.004
14	.070	0.136	0.196	0.253	0.306	0.354	0.400	0.442	0.481	0.518	0.004
15	.071	0.137	0.198	0.255	0.308	0.357	0.402	0.445	0.484	0.521	0.005

COLUMN XX IS SINGLE SITE STARTING DAY AFTER HEAVY RAIN

UNCONDITIONAL PROBABILITY =.001

SECRET

STATION G MAY

INPUT DATA

.431  
.053  
.290  
.129  
.097

PROBABILITY THAT AT LEAST ONE SITE BECOMES  
READY AFTER WEATHER WATCH IS INSTITUTED

FROM HEADS ARE DAYS SINCE WEATHER WATCH BEGAN  
COLUMN HEADS ARE NUMBER OF SITES AVAILABLE

	1	2	3	4	5	6	7	8	9	10	XX
1	.009	0.019	0.028	0.037	0.046	0.055	0.064	0.073	0.082	0.090	0.090
2	.023	0.045	0.066	0.088	0.108	0.128	0.148	0.167	0.186	0.205	0.205
3	.033	0.064	0.095	0.125	0.153	0.181	0.208	0.234	0.259	0.283	0.283
4	.039	0.076	0.112	0.147	0.180	0.212	0.243	0.272	0.301	0.328	0.328
5	.042	0.083	0.122	0.159	0.194	0.229	0.261	0.292	0.322	0.351	0.351
6	.044	0.086	0.126	0.165	0.202	0.237	0.270	0.303	0.333	0.363	0.363
7	.045	0.088	0.129	0.168	0.205	0.241	0.275	0.308	0.339	0.369	0.369
8	.045	0.089	0.130	0.170	0.208	0.244	0.278	0.311	0.342	0.372	0.372
9	.046	0.090	0.131	0.171	0.209	0.245	0.280	0.313	0.344	0.374	0.374
10	.046	0.090	0.132	0.172	0.210	0.247	0.281	0.315	0.346	0.376	0.376
11	.046	0.091	0.133	0.173	0.211	0.248	0.283	0.316	0.348	0.378	0.378
12	.047	0.091	0.133	0.174	0.212	0.249	0.284	0.318	0.349	0.380	0.380
13	.047	0.092	0.134	0.175	0.214	0.250	0.286	0.319	0.351	0.381	0.381
14	.047	0.092	0.135	0.176	0.215	0.252	0.287	0.321	0.353	0.383	0.383
15	.047	0.092	0.135	0.176	0.215	0.252	0.287	0.321	0.353	0.383	0.383

COLUMN XX IS SINGLE SITE STARTING DAY AFTER HEAVY RAIN

UNCONDITIONAL PROBABILITY = .001

SECRET

STATION G JUNE

INPUT DATA

- .445
- .055
- .333
- .100
- .067

PROBABILITY THAT AT LEAST ONE SITE BECOMES  
READY AFTER WEATHER WATCH IS INSTITUTED

ROW HEADS ARE DAYS SINCE WEATHER WATCH BEGAN  
COLUMN HEADS ARE NUMBER OF SITES AVAILABLE

	1	2	3	4	5	6	7	8	9	10	XX
1	.004	0.009	0.013	0.018	0.022	0.027	0.031	0.035	0.040	0.044	0.
2	.011	0.021	0.032	0.042	0.052	0.062	0.072	0.082	0.092	0.101	0.
3	.016	0.031	0.046	0.061	0.076	0.090	0.105	0.119	0.132	0.146	0.
4	.019	0.038	0.056	0.074	0.091	0.109	0.126	0.142	0.158	0.174	0.000
5	.021	0.041	0.062	0.081	0.100	0.119	0.138	0.156	0.174	0.191	0.000
6	.022	0.044	0.065	0.085	0.105	0.125	0.144	0.163	0.182	0.200	0.000
7	.023	0.045	0.066	0.088	0.108	0.128	0.148	0.167	0.186	0.205	0.000
8	.023	0.045	0.067	0.089	0.110	0.130	0.150	0.170	0.189	0.207	0.000
9	.023	0.046	0.068	0.089	0.110	0.131	0.151	0.171	0.190	0.209	0.000
10	.023	0.046	0.068	0.090	0.111	0.132	0.152	0.172	0.191	0.210	0.000
11	.023	0.046	0.068	0.090	0.111	0.132	0.152	0.172	0.191	0.210	0.000
12	.023	0.046	0.069	0.090	0.112	0.132	0.153	0.172	0.192	0.211	0.000
13	.023	0.046	0.069	0.091	0.112	0.133	0.153	0.173	0.192	0.211	0.000
14	.024	0.046	0.069	0.091	0.112	0.133	0.153	0.173	0.193	0.212	0.000
15	.024	0.046	0.069	0.091	0.112	0.133	0.153	0.173	0.193	0.212	0.000

COLUMN XX IS SINGLE SITE STARTING DAY AFTER HEAVY RAIN

UNCONDITIONAL PROBABILITY =.000

STATION G JULY

INPUT DATA

- .551
- .029
- .226
- .129
- .065

PROBABILITY THAT AT LEAST ONE SITE BECOMES READY AFTER WEATHER WATCH IS INSTITUTED

RUN HEADS ARE DAYS SINCE WEATHER WATCH BEGAN COLUMN HEADS ARE NUMBER OF SITES AVAILABLE

	1	2	3	4	5	6	7	8	9	10	XX
1	0.	0.	0.	0.	0.	0.	0.	0.	0.	0.	0.
2	.004	0.008	0.013	0.017	0.021	0.025	0.029	0.033	0.037	0.041	0.
3	.011	0.021	0.031	0.042	0.052	0.062	0.072	0.082	0.091	0.101	0.
4	.015	0.029	0.044	0.058	0.072	0.086	0.099	0.113	0.126	0.139	0.
5	.017	0.034	0.050	0.066	0.082	0.098	0.113	0.128	0.143	0.157	0.000
6	.018	0.035	0.053	0.070	0.086	0.103	0.119	0.134	0.150	0.165	0.000
7	.018	0.036	0.054	0.071	0.088	0.105	0.121	0.137	0.153	0.168	0.000
8	.018	0.036	0.054	0.072	0.089	0.105	0.122	0.138	0.154	0.170	0.000
9	.018	0.037	0.054	0.072	0.089	0.106	0.122	0.139	0.154	0.170	0.000
10	.019	0.037	0.055	0.072	0.089	0.106	0.123	0.139	0.155	0.170	0.000
11	.019	0.037	0.055	0.072	0.089	0.106	0.123	0.139	0.155	0.171	0.000
12	.019	0.037	0.055	0.072	0.090	0.106	0.123	0.139	0.155	0.171	0.000
13	.019	0.037	0.055	0.072	0.090	0.107	0.123	0.140	0.156	0.171	0.000
14	.019	0.037	0.055	0.073	0.090	0.107	0.124	0.140	0.156	0.172	0.000
15	.019	0.037	0.055	0.073	0.090	0.107	0.124	0.140	0.156	0.172	0.000

COLUMN XX IS SINGLE SITE STARTING DAY AFTER HEAVY RAIN

UNCONDITIONAL PROBABILITY =.000

STATION G AUG

INPUT DATA

- .494
- .021
- .323
- .097
- .065

PROBABILITY THAT AT LEAST ONE SITE BECOMES  
READY AFTER WEATHER WATCH IS INSTITUTED

ROW HEADS ARE DAYS SINCE WEATHER WATCH BEGAN  
COLUMN HEADS ARE NUMBER OF SITES AVAILABLE

	1	2	3	4	5	6	7	8	9	10	XX
1	.004	0.008	0.013	0.017	0.021	0.025	0.029	0.033	0.037	0.041	0.
2	.010	0.019	0.029	0.038	0.048	0.057	0.066	0.075	0.084	0.093	0.
3	.014	0.028	0.041	0.054	0.068	0.081	0.093	0.106	0.118	0.131	0.
4	.016	0.033	0.049	0.064	0.080	0.095	0.110	0.125	0.139	0.153	0.000
5	.018	0.035	0.053	0.070	0.086	0.103	0.119	0.135	0.150	0.165	0.000
6	.019	0.037	0.055	0.072	0.090	0.107	0.123	0.140	0.156	0.171	0.000
7	.019	0.038	0.056	0.074	0.091	0.109	0.125	0.142	0.158	0.174	0.000
8	.019	0.038	0.056	0.074	0.092	0.109	0.127	0.143	0.160	0.176	0.000
9	.019	0.038	0.057	0.075	0.093	0.110	0.127	0.144	0.160	0.177	0.000
10	.019	0.038	0.057	0.075	0.093	0.110	0.127	0.144	0.161	0.177	0.000
11	.019	0.038	0.057	0.075	0.093	0.111	0.128	0.145	0.161	0.177	0.000
12	.019	0.038	0.057	0.075	0.093	0.111	0.128	0.145	0.161	0.178	0.000
13	.019	0.038	0.057	0.075	0.093	0.111	0.128	0.145	0.162	0.178	0.000
14	.019	0.038	0.057	0.075	0.093	0.111	0.128	0.145	0.162	0.178	0.000
15	.019	0.039	0.057	0.076	0.093	0.111	0.128	0.145	0.162	0.178	0.000

COLUMN XX IS SINGLE SITE STARTING DAY AFTER HEAVY RAIN

UNCONDITIONAL PROBABILITY =.000

STATION G SEPT

INPUT DATA

- .480
- .020
- .166
- .167
- .167

PROBABILITY THAT AT LEAST ONE SITE BECOMES READY AFTER WEATHER WATCH IS INSTITUTED

ROW HEADS ARE DAYS SINCE WEATHER WATCH BEGAN COLUMN HEADS ARE NUMBER OF SITES AVAILABLE

	1	2	3	4	5	6	7	8	9	10	XX
1	.084	.160	.230	.295	.354	.408	.457	.502	.544	.582	0.000
2	.028	0.055	0.081	0.107	0.132	0.156	0.180	0.203	0.225	0.246	0.001
3	.061	0.118	0.172	0.223	0.270	0.314	0.356	0.396	0.432	0.467	0.002
4	.077	0.149	0.215	0.275	0.332	0.383	0.431	0.475	0.516	0.553	0.003
5	.086	0.164	0.236	0.301	0.361	0.416	0.466	0.512	0.554	0.592	0.004
6	.087	0.166	0.238	0.304	0.365	0.420	0.470	0.516	0.558	0.596	0.006
7	.088	0.168	0.240	0.307	0.368	0.423	0.474	0.520	0.562	0.600	0.007
8	.089	0.169	0.243	0.310	0.371	0.427	0.478	0.524	0.566	0.605	0.009
9	.090	0.172	0.246	0.314	0.375	0.431	0.482	0.529	0.571	0.610	0.010
10	.091	0.174	0.249	0.317	0.379	0.436	0.487	0.534	0.576	0.615	0.011
11	.092	0.176	0.252	0.321	0.384	0.440	0.492	0.539	0.581	0.620	0.013
12	.093	0.178	0.255	0.325	0.388	0.445	0.497	0.544	0.586	0.625	0.011
13	.095	0.180	0.258	0.328	0.392	0.449	0.502	0.549	0.591	0.630	0.011
14	.096	0.183	0.261	0.332	0.396	0.454	0.506	0.554	0.596	0.635	0.013

COLUMN XX IS SINGLE SITE STARTING DAY AFTER HEAVY RAIN

UNCONDITIONAL PROBABILITY = .003

STATION G OCT

INPUT DATA

.322  
.032  
.194  
.129  
.323

PROBABILITY THAT AT LEAST ONE SITE BECOMES  
READY AFTER WEATHER WATCH IS INSTITUTED

ROW HEADS ARE DAYS SINCE WEATHER WATCH BEGAN  
COLUMN HEADS ARE NUMBER OF SITES AVAILABLE

	1	2	3	4	5	6	7	8	9	10	XX
1	.0	0.198	0.281	0.356	0.424	0.484	0.538	0.586	0.629	0.668	0.
2	.104	0.	0.471	0.572	0.654	0.720	0.774	0.817	0.852	0.880	0.
3	.191	0.346	0.	0.656	0.736	0.798	0.845	0.881	0.909	0.930	0.
4	.234	0.413	0.550	0.	0.765	0.824	0.869	0.902	0.926	0.945	0.004
5	.252	0.440	0.581	0.686	0.	0.835	0.878	0.910	0.933	0.951	0.013
6	.260	0.452	0.594	0.700	0.778	0.	0.886	0.916	0.938	0.955	0.027
7	.266	0.462	0.605	0.710	0.788	0.844	0.	0.923	0.944	0.960	0.042
8	.275	0.474	0.618	0.723	0.799	0.854	0.894	0.923	0.944	0.960	0.057
9	.284	0.487	0.633	0.737	0.812	0.865	0.904	0.931	0.951	0.965	0.071
10	.294	0.502	0.649	0.752	0.825	0.876	0.913	0.938	0.957	0.969	0.084
11	.305	0.516	0.664	0.766	0.837	0.887	0.921	0.945	0.962	0.974	0.097
12	.315	0.530	0.678	0.779	0.849	0.896	0.929	0.951	0.967	0.977	0.110
13	.325	0.544	0.692	0.792	0.859	0.905	0.936	0.957	0.971	0.980	0.123
14	.334	0.557	0.705	0.804	0.869	0.913	0.942	0.961	0.974	0.983	0.135
15	.344	0.569	0.717	0.815	0.878	0.920	0.948	0.966	0.977	0.985	0.135

COLUMN XX IS SINGLE SITE STARTING DAY AFTER HEAVY RAIN

UNCONDITIONAL PROBABILITY =.037

STATION G NOV

INPUT DATA

- 196
- 037
- 467
- 133
- 167

PROBABILITY THAT AT LEAST ONE SITE BECOMES  
READY AFTER WEATHER WATCH IS INSTITUTED

ROW HEADS ARE DAYS SINCE WEATHER WATCH BEGAN  
COLUMN HEADS ARE NUMBER OF SITES AVAILABLE

	1	2	3	4	5	6	7	8	9	10	XX
1	0.	0.	0.	0.	0.	0.	0.	0.	0.	0.	0.
2	0.028	0.055	0.081	0.107	0.132	0.156	0.180	0.203	0.225	0.246	0.
3	0.071	0.137	0.199	0.256	0.309	0.358	0.404	0.446	0.486	0.522	0.
4	0.115	0.217	0.308	0.388	0.458	0.521	0.576	0.625	0.668	0.707	0.
5	0.153	0.282	0.392	0.485	0.564	0.630	0.687	0.735	0.775	0.810	0.000
6	0.182	0.330	0.452	0.551	0.633	0.699	0.754	0.799	0.835	0.865	0.001
7	0.202	0.364	0.493	0.595	0.677	0.743	0.795	0.836	0.869	0.896	0.002
8	0.217	0.387	0.520	0.624	0.706	0.770	0.820	0.859	0.890	0.914	0.005
9	0.228	0.404	0.540	0.644	0.725	0.788	0.836	0.874	0.902	0.925	0.009
10	0.236	0.416	0.554	0.659	0.739	0.801	0.848	0.884	0.911	0.932	0.014
11	0.242	0.426	0.565	0.670	0.750	0.811	0.857	0.891	0.918	0.938	0.021
12	0.248	0.434	0.575	0.680	0.759	0.819	0.864	0.898	0.923	0.942	0.027
13	0.253	0.442	0.584	0.689	0.768	0.827	0.871	0.903	0.928	0.946	0.035
14	0.259	0.450	0.592	0.698	0.776	0.834	0.877	0.909	0.932	0.950	0.042
15	0.264	0.458	0.601	0.707	0.784	0.841	0.883	0.914	0.937	0.953	0.050

COLUMN XX IS SINGLE SITE STARTING DAY AFTER HEAVY RAIN

UNCONDITIONAL PROBABILITY =.032

SECRET

STATION G DEC

INPUT DATA

.134  
.124  
.419  
.065  
.258

PROBABILITY THAT AT LEAST ONE SITE BECOMES  
READY AFTER WEATHER WATCH IS INSTITUTED

ROW HEADS ARE DAYS SINCE WEATHER WATCH BEGAN  
COLUMN HEADS ARE NUMBER OF SITES AVAILABLE

	1	2	3	4	5	6	7	8	9	10	XX
1	0.	0.	0.	0.	0.	0.	0.	0.	0.	0.	0.
2	.067	0.129	0.187	0.241	0.291	0.339	0.383	0.424	0.462	0.498	0.
3	.143	0.265	0.370	0.459	0.536	0.602	0.659	0.708	0.749	0.785	0.
4	.208	0.373	0.504	0.607	0.689	0.754	0.805	0.846	0.878	0.903	0.
5	.260	0.452	0.594	0.700	0.778	0.835	0.878	0.910	0.933	0.951	0.001
6	.298	0.508	0.655	0.758	0.830	0.881	0.916	0.941	0.959	0.971	0.005
7	.327	0.548	0.696	0.795	0.862	0.907	0.938	0.958	0.972	0.981	0.012
8	.350	0.577	0.725	0.821	0.884	0.924	0.951	0.968	0.979	0.986	0.023
9	.367	0.600	0.747	0.840	0.899	0.936	0.959	0.974	0.984	0.990	0.038
10	.382	0.619	0.764	0.855	0.910	0.945	0.966	0.979	0.987	0.992	0.054
11	.396	0.635	0.780	0.867	0.920	0.951	0.971	0.982	0.989	0.994	0.073
12	.409	0.650	0.793	0.878	0.928	0.957	0.975	0.985	0.991	0.995	0.092
13	.421	0.665	0.806	0.888	0.935	0.962	0.978	0.987	0.993	0.996	0.112
14	.433	0.679	0.818	0.897	0.942	0.967	0.981	0.989	0.994	0.997	0.131
15	.445	0.692	0.829	0.905	0.948	0.971	0.984	0.991	0.995	0.997	0.151

COLUMN XX IS SINGLE SITE STARTING DAY AFTER HEAVY RAIN

UNCONDITIONAL PROBABILITY =.080

SECRET

STATION H JAN

INPUT DATA

- .009
- .023
- .194
- .161
- .613

PROBABILITY THAT AT LEAST ONE SITE BECOMES  
READY AFTER WEATHER WATCH IS INSTITUTED

ROW HEADS ARE DAYS SINCE WEATHER WATCH BEGAN  
COLUMN HEADS ARE NUMBER OF SITES AVAILABLE

	1	2	3	4	5	6	7	8	9	10	XX
1	.000	.000	.000	.000	.000	.000	.000	.000	.000	.000	.000
2	.376	0.610	0.757	0.848	0.905	0.941	0.963	0.977	0.986	0.991	0.991
3	.699	0.909	0.973	0.992	0.998	0.999	1.000	1.000	1.000	1.000	1.000
4	.858	0.980	0.997	1.000	1.000	1.000	1.000	1.000	1.000	1.000	1.000
5	.926	0.994	1.000	1.000	1.000	1.000	1.000	1.000	1.000	1.000	1.000
6	.954	0.998	1.000	1.000	1.000	1.000	1.000	1.000	1.000	1.000	1.000
7	.971	0.999	1.000	1.000	1.000	1.000	1.000	1.000	1.000	1.000	1.000
8	.977	0.999	1.000	1.000	1.000	1.000	1.000	1.000	1.000	1.000	1.000
9	.984	1.000	1.000	1.000	1.000	1.000	1.000	1.000	1.000	1.000	1.000
10	.990	1.000	1.000	1.000	1.000	1.000	1.000	1.000	1.000	1.000	1.000
11	.993	1.000	1.000	1.000	1.000	1.000	1.000	1.000	1.000	1.000	1.000
12	.996	1.000	1.000	1.000	1.000	1.000	1.000	1.000	1.000	1.000	1.000
13	.997	1.000	1.000	1.000	1.000	1.000	1.000	1.000	1.000	1.000	1.000
14	.998	1.000	1.000	1.000	1.000	1.000	1.000	1.000	1.000	1.000	1.000
15	.999	1.000	1.000	1.000	1.000	1.000	1.000	1.000	1.000	1.000	1.000

COLUMN XX IS SINGLE SITE STARTING DAY AFTER HEAVY RAIN

UNCONDITIONAL PROBABILITY =.873

STATION H FEB

INPUT DATA

- .031
- .005
- .143
- .214
- .607

PROBABILITY THAT AT LEAST ONE SITE BECOMES  
READY AFTER WEATHER WATCH IS INSTITUTED

ROW HEADS ARE DAYS SINCE WEATHER WATCH BEGAN  
COLUMN HEADS ARE NUMBER OF SITES AVAILABLE

	1	2	3	4	5	6	7	8	9	10	XX
1	0.	0.	0.	0.	0.	0.	0.	0.	0.	0.	0.
2	.368	0.601	0.748	0.841	0.900	0.937	0.960	0.975	0.984	0.990	0.
3	.717	0.920	0.977	0.994	0.998	0.999	1.000	1.000	1.000	1.000	0.
4	.854	0.979	0.997	1.000	1.000	1.000	1.000	1.000	1.000	1.000	0.
5	.896	0.989	0.999	1.000	1.000	1.000	1.000	1.000	1.000	1.000	0.082
6	.910	0.992	0.999	1.000	1.000	1.000	1.000	1.000	1.000	1.000	0.327
7	.924	0.994	1.000	1.000	1.000	1.000	1.000	1.000	1.000	1.000	0.567
8	.941	0.997	1.000	1.000	1.000	1.000	1.000	1.000	1.000	1.000	0.724
9	.958	0.998	1.000	1.000	1.000	1.000	1.000	1.000	1.000	1.000	0.811
10	.971	0.999	1.000	1.000	1.000	1.000	1.000	1.000	1.000	1.000	0.862
11	.980	1.000	1.000	1.000	1.000	1.000	1.000	1.000	1.000	1.000	0.895
12	.986	1.000	1.000	1.000	1.000	1.000	1.000	1.000	1.000	1.000	0.922
13	.990	1.000	1.000	1.000	1.000	1.000	1.000	1.000	1.000	1.000	0.943
14	.993	1.000	1.000	1.000	1.000	1.000	1.000	1.000	1.000	1.000	0.960
15	.995	1.000	1.000	1.000	1.000	1.000	1.000	1.000	1.000	1.000	0.971

COLUMN XX IS SINGLE SITE STARTING DAY AFTER HEAVY RAIN

UNCONDITIONAL PROBABILITY = .790

STATION H MAR

INPUT DATA

- .058
- .007
- .226
- .194
- .515

PROBABILITY THAT AT LEAST ONE SITE BECOMES READY AFTER WEATHER WATCH IS INSTITUTED

ROW HEADS ARE DAYS SINCE WEATHER WATCH BEGAN COLUMN HEADS ARE NUMBER OF SITES AVAILABLE

	1	2	3	4	5	6	7	8	9	10	XX
1	0.	0.	0.	0.	0.	0.	0.	0.	0.	0.	0.
2	.265	0.460	0.603	0.709	0.786	0.843	0.884	0.915	0.938	0.954	0.
3	.548	0.796	0.908	0.958	0.981	0.991	0.996	0.998	0.999	1.000	0.
4	.707	0.914	0.975	0.993	0.998	0.999	1.000	1.000	1.000	1.000	0.
5	.777	0.950	0.989	0.998	0.999	1.000	1.000	1.000	1.000	1.000	0.036
6	.807	0.963	0.993	0.999	1.000	1.000	1.000	1.000	1.000	1.000	0.155
7	.827	0.970	0.995	0.999	1.000	1.000	1.000	1.000	1.000	1.000	0.314
8	.848	0.977	0.996	0.999	1.000	1.000	1.000	1.000	1.000	1.000	0.461
9	.871	0.983	0.998	1.000	1.000	1.000	1.000	1.000	1.000	1.000	0.574
10	.894	0.989	0.999	1.000	1.000	1.000	1.000	1.000	1.000	1.000	0.656
11	.915	0.993	0.999	1.000	1.000	1.000	1.000	1.000	1.000	1.000	0.716
12	.931	0.995	1.000	1.000	1.000	1.000	1.000	1.000	1.000	1.000	0.763
13	.943	0.997	1.000	1.000	1.000	1.000	1.000	1.000	1.000	1.000	0.803
14	.953	0.998	1.000	1.000	1.000	1.000	1.000	1.000	1.000	1.000	0.837
15	.961	0.999	1.000	1.000	1.000	1.000	1.000	1.000	1.000	1.000	0.865

COLUMN XX IS SINGLE SITE STARTING DAY AFTER HEAVY RAIN

UNCONDITIONAL PROBABILITY =.610

STATION H APR

INPUT DATA

- .154
- .013
- .167
- .233
- .433

PROBABILITY THAT AT LEAST ONE SITE BECOMES  
READY AFTER WEATHER WATCH IS INSTITUTED

ROW HEADS ARE DAYS SINCE WEATHER WATCH BEGAN  
COLUMN HEADS ARE NUMBER OF SITES AVAILABLE

	1	2	3	4	5	6	7	8	9	10	XX
1	0.	0.	0.	0.	0.	0.	0.	0.	0.	0.	0.
2	.187	0.340	0.464	0.564	0.646	0.712	0.766	0.810	0.846	0.875	0.
3	.410	0.652	0.795	0.879	0.929	0.958	0.975	0.985	0.991	0.995	0.
4	.519	0.768	0.888	0.946	0.974	0.988	0.994	0.997	0.999	0.999	0.
5	.559	0.806	0.914	0.962	0.983	0.993	0.997	0.999	0.999	1.000	0.015
6	.576	0.820	0.924	0.968	0.986	0.994	0.998	0.999	1.000	1.000	0.077
7	.592	0.834	0.932	0.972	0.989	0.995	0.998	0.999	1.000	1.000	0.163
8	.616	0.853	0.943	0.978	0.992	0.997	0.999	1.000	1.000	1.000	0.243
9	.646	0.875	0.956	0.984	0.994	0.998	0.999	1.000	1.000	1.000	0.309
10	.676	0.895	0.966	0.989	0.996	0.999	1.000	1.000	1.000	1.000	0.364
11	.703	0.912	0.974	0.992	0.998	0.999	1.000	1.000	1.000	1.000	0.411
12	.727	0.926	0.980	0.994	0.998	1.000	1.000	1.000	1.000	1.000	0.455
13	.749	0.937	0.984	0.996	0.999	1.000	1.000	1.000	1.000	1.000	0.497
14	.768	0.946	0.987	0.997	0.999	1.000	1.000	1.000	1.000	1.000	0.536
15	.786	0.954	0.990	0.998	1.000	1.000	1.000	1.000	1.000	1.000	0.573

COLUMN XX IS SINGLE SITE STARTING DAY AFTEK HEAVY RAIN

UNCONDITIONAL PROBABILITY =.262

SECRET

STATION H MAY

INPUT DATA

- .431
- .053
- .032
- .258
- .226

PROBABILITY THAT AT LEAST ONE SITE BECOMES  
READY AFTER WEATHER WATCH IS INSTITUTED

ROW HEADS ARE DAYS SINCE WEATHER WATCH BEGAN  
COLUMN HEADS ARE NUMBER OF SITES AVAILABLE

	1	2	3	4	5	6	7	8	9	10	XX
1	0.	0.	0.	0.	0.	0.	0.	0.	0.	0.	0.
2	.051	0.100	0.146	0.189	0.231	0.270	0.307	0.343	0.376	0.408	0.
3	.129	0.241	0.338	0.423	0.497	0.562	0.618	0.667	0.710	0.747	0.
4	.149	0.276	0.385	0.476	0.555	0.621	0.678	0.726	0.767	0.802	0.
5	.155	0.285	0.396	0.489	0.568	0.635	0.692	0.739	0.780	0.814	0.001
6	.157	0.289	0.401	0.495	0.574	0.641	0.697	0.745	0.785	0.818	0.004
7	.159	0.293	0.406	0.501	0.580	0.647	0.703	0.751	0.790	0.824	0.010
8	.163	0.300	0.414	0.510	0.590	0.656	0.713	0.759	0.799	0.832	0.017
9	.168	0.307	0.424	0.520	0.601	0.668	0.723	0.770	0.808	0.841	0.022
10	.173	0.315	0.434	0.531	0.612	0.679	0.735	0.780	0.818	0.850	0.028
11	.177	0.323	0.443	0.542	0.623	0.690	0.745	0.790	0.827	0.858	0.033
12	.182	0.331	0.453	0.552	0.634	0.700	0.755	0.800	0.836	0.866	0.039
13	.187	0.338	0.462	0.562	0.644	0.710	0.764	0.808	0.844	0.873	0.044
14	.191	0.346	0.471	0.572	0.654	0.720	0.774	0.817	0.852	0.880	0.049
15	.196	0.353	0.480	0.582	0.663	0.729	0.782	0.825	0.859	0.887	0.055

COLUMN XX IS SINGLE SITE STARTING DAY AFTER HEAVY RAIN

UNCONDITIONAL PROBABILITY =.011

SECRET

STATION H JUNE

INPUT DATA

- .445
- .055
- .100
- .233
- .167

PROBABILITY THAT AT LEAST ONE SITE BECOMES READY AFTER WEATHER WATCH IS INSTITUTED

ROW HEADS ARE DAYS SINCE WEATHER WATCH BEGAN COLUMN HEADS ARE NUMBER OF SITES AVAILABLE

	1	2	3	4	5	6	7	8	9	10	XX
1	.028	0.055	0.081	0.107	0.132	0.156	0.180	0.203	0.225	0.246	0.
2	.075	0.145	0.209	0.269	0.324	0.374	0.421	0.465	0.505	0.542	0.
3	.097	0.184	0.263	0.334	0.398	0.456	0.509	0.556	0.599	0.638	0.
4	.104	0.197	0.280	0.355	0.422	0.482	0.536	0.584	0.627	0.666	0.000
5	.107	0.202	0.287	0.363	0.431	0.491	0.545	0.594	0.637	0.676	0.001
6	.108	0.204	0.290	0.367	0.435	0.496	0.550	0.599	0.642	0.681	0.003
7	.109	0.207	0.294	0.371	0.440	0.501	0.555	0.604	0.647	0.686	0.005
8	.111	0.210	0.298	0.376	0.445	0.507	0.561	0.610	0.653	0.692	0.008
9	.113	0.213	0.302	0.381	0.451	0.513	0.568	0.617	0.660	0.699	0.010
10	.115	0.217	0.307	0.387	0.457	0.520	0.575	0.624	0.667	0.706	0.012
11	.117	0.221	0.312	0.393	0.464	0.527	0.582	0.631	0.674	0.712	0.015
12	.119	0.224	0.317	0.398	0.470	0.533	0.589	0.638	0.681	0.719	0.017
13	.121	0.228	0.321	0.404	0.476	0.540	0.595	0.644	0.688	0.725	0.019
14	.123	0.231	0.326	0.409	0.482	0.546	0.602	0.651	0.694	0.732	0.021

COLUMN XX IS SINGLE SITE STARTING DAY AFTER HEAVY RAIN

UNCONDITIONAL PROBABILITY =.005

STATION H JULY

INPUT DATA

- .415
- .068
- .097
- .226
- .194

PROBABILITY THAT AT LEAST ONE SITE BECOMES  
READY AFTER WEATHER WATCH IS INSTITUTED

ROW HEADS ARE DAYS SINCE WEATHER WATCH BEGAN  
COLUMN HEADS ARE NUMBER OF SITES AVAILABLE

	1	2	3	4	5	6	7	8	9	10	XX
1	0.	0.	0.	0.	0.	0.	0.	0.	0.	0.	0.
2	.038	0.074	0.109	0.142	0.175	0.206	0.236	0.264	0.292	0.319	0.
3	.094	0.180	0.257	0.327	0.390	0.448	0.500	0.547	0.590	0.628	0.
4	.119	0.224	0.316	0.397	0.469	0.532	0.588	0.637	0.680	0.718	0.
5	.128	0.239	0.337	0.421	0.495	0.560	0.616	0.665	0.708	0.745	0.000
6	.131	0.245	0.345	0.431	0.505	0.570	0.627	0.676	0.718	0.755	0.002
7	.134	0.249	0.349	0.436	0.512	0.577	0.633	0.682	0.725	0.761	0.005
8	.136	0.253	0.355	0.442	0.518	0.583	0.640	0.689	0.731	0.768	0.009
9	.139	0.258	0.361	0.449	0.526	0.591	0.648	0.697	0.739	0.775	0.013
10	.142	0.263	0.367	0.457	0.534	0.600	0.657	0.705	0.747	0.783	0.016
11	.145	0.269	0.374	0.465	0.543	0.609	0.665	0.714	0.755	0.791	0.020
12	.148	0.274	0.381	0.473	0.551	0.617	0.674	0.722	0.763	0.798	0.024
13	.151	0.279	0.388	0.481	0.559	0.626	0.682	0.730	0.771	0.806	0.027
14	.154	0.285	0.395	0.488	0.567	0.634	0.691	0.738	0.779	0.813	0.031
15	.157	0.290	0.402	0.496	0.575	0.642	0.699	0.746	0.786	0.820	0.034

COLUMN XX IS SINGLE SITE STARTING DAY AFTER HEAVY RAIN

UNCONDITIONAL PROBABILITY =.008

STATION H AUG

INPUT DATA

- .388
- .063
- .032
- .323
- .194

PROBABILITY THAT AT LEAST ONE SITE BECOMES  
READY AFTER WEATHER WATCH IS INSTITUTED

ROW HEADS ARE DAYS SINCE WEATHER WATCH BEGAN  
COLUMN HEADS ARE NUMBER OF SITES AVAILABLE

	1	2	3	4	5	6	7	8	9	10	XX
1	0.	0.	0.	0.	0.	0.	0.	0.	0.	0.	0.
2	.038	0.074	0.109	0.142	0.175	0.206	0.236	0.264	0.292	0.319	0.
3	.127	0.239	0.336	0.420	0.494	0.559	0.615	0.664	0.707	0.744	0.
4	.160	0.295	0.408	0.502	0.582	0.649	0.705	0.752	0.792	0.825	0.
5	.169	0.309	0.425	0.522	0.603	0.670	0.726	0.772	0.810	0.842	0.000
6	.172	0.315	0.433	0.531	0.611	0.678	0.734	0.780	0.818	0.849	0.003
7	.175	0.319	0.438	0.536	0.617	0.684	0.740	0.785	0.823	0.854	0.009
8	.178	0.325	0.446	0.545	0.626	0.693	0.747	0.793	0.830	0.860	0.017
9	.183	0.333	0.455	0.555	0.637	0.703	0.758	0.802	0.839	0.868	0.024
10	.189	0.342	0.466	0.567	0.649	0.715	0.769	0.813	0.848	0.877	0.031
11	.194	0.351	0.477	0.579	0.661	0.727	0.780	0.823	0.857	0.885	0.037
12	.200	0.360	0.488	0.590	0.672	0.738	0.790	0.832	0.866	0.893	0.043
13	.205	0.369	0.498	0.601	0.683	0.748	0.800	0.841	0.874	0.900	0.050
14	.211	0.377	0.508	0.612	0.694	0.758	0.809	0.849	0.881	0.906	0.056
15	.216	0.385	0.518	0.622	0.704	0.768	0.818	0.857	0.888	0.912	0.062

COLUMN XX IS SINGLE SITE STARTING DAY AFTER HEAVY RAIN

UNCONDITIONAL PROBABILITY =.014

STATION H SEPT

INPUT DATA

- .505
- .062
- .133
- .233
- .067

PROBABILITY THAT AT LEAST ONE SITE BECOMES READY AFTER WEATHER WATCH IS INSTITUTED

ROW HEADS ARE DAYS SINCE WEATHER WATCH BEGAN COLUMN HEADS ARE NUMBER OF SITES AVAILABLE

	1	2	3	4	5	6	7	8	9	10	XX
1	0.	0.	0.	0.	0.	0.	0.	0.	0.	0.	0.
2	.004	0.009	0.013	0.018	0.022	0.027	0.031	0.035	0.040	0.044	0.
3	.019	0.038	0.056	0.074	0.091	0.109	0.125	0.142	0.158	0.174	0.
4	.029	0.058	0.085	0.112	0.138	0.163	0.187	0.211	0.234	0.257	0.
5	.034	0.066	0.098	0.128	0.158	0.186	0.213	0.240	0.266	0.290	0.000
6	.035	0.070	0.103	0.134	0.165	0.195	0.223	0.251	0.277	0.303	0.000
7	.036	0.071	0.104	0.137	0.168	0.198	0.227	0.255	0.282	0.308	0.000
8	.036	0.071	0.105	0.138	0.169	0.199	0.229	0.257	0.284	0.310	0.000
9	.037	0.072	0.106	0.138	0.170	0.200	0.230	0.258	0.285	0.311	0.000
10	.037	0.072	0.106	0.139	0.171	0.201	0.230	0.259	0.286	0.312	0.001
11	.037	0.072	0.107	0.140	0.171	0.202	0.231	0.260	0.287	0.313	0.001
12	.037	0.073	0.107	0.140	0.172	0.203	0.232	0.261	0.288	0.315	0.001
13	.037	0.073	0.108	0.141	0.173	0.204	0.233	0.262	0.289	0.316	0.001
14	.037	0.073	0.108	0.142	0.174	0.205	0.234	0.263	0.291	0.317	0.001
15	.038	0.074	0.109	0.142	0.174	0.206	0.235	0.264	0.292	0.318	0.002

COLUMN XX IS SINGLE SITE STARTING DAY AFTER HEAVY RAIN

UNCONDITIONAL PROBABILITY = .000

STATION H OCT

INPUT DATA

- .450
- .034
- .161
- .194
- .161

PROBABILITY THAT AT LEAST ONE SITE BECOMES READY AFTER WEATHER WATCH IS INSTITUTED

ROW HEADS ARE DAYS SINCE WEATHER WATCH BEGAN COLUMN HEADS ARE NUMBER OF SITES AVAILABLE

	1	2	3	4	5	6	7	8	9	10	XX
1	0.	0.	0.	0.	0.	0.	0.	0.	0.	0.	0.
2	.026	0.051	0.076	0.100	0.123	0.146	0.168	0.189	0.211	0.231	0.
3	.063	0.123	0.178	0.230	0.279	0.325	0.368	0.408	0.445	0.480	0.
4	.083	0.160	0.230	0.294	0.353	0.407	0.456	0.502	0.543	0.581	0.
5	.091	0.174	0.250	0.318	0.381	0.437	0.489	0.536	0.578	0.617	0.000
6	.094	0.180	0.257	0.327	0.391	0.448	0.500	0.548	0.590	0.629	0.001
7	.096	0.182	0.261	0.331	0.395	0.453	0.506	0.553	0.596	0.635	0.002
8	.097	0.184	0.263	0.335	0.399	0.457	0.510	0.557	0.600	0.639	0.004
9	.098	0.187	0.266	0.338	0.403	0.462	0.515	0.562	0.605	0.644	0.005
10	.099	0.189	0.270	0.342	0.408	0.467	0.520	0.568	0.611	0.649	0.007
11	.101	0.192	0.273	0.347	0.413	0.472	0.525	0.573	0.616	0.655	0.009
12	.102	0.194	0.277	0.351	0.418	0.477	0.531	0.579	0.622	0.661	0.010
13	.104	0.197	0.281	0.355	0.423	0.483	0.536	0.585	0.628	0.667	0.012
14	.106	0.200	0.284	0.360	0.427	0.488	0.542	0.590	0.633	0.672	0.014
15	.107	0.203	0.288	0.364	0.432	0.493	0.547	0.596	0.639	0.678	0.015

COLUMN XX IS SINGLE SITE STARTING DAY AFTER HEAVY RAIN

UNCONDITIONAL PROBABILITY =.003

STATION H NOV

INPUT DATA

- .286
- .081
- .133
- .200
- .300

PROBABILITY THAT AT LEAST ONE SITE BECOMES READY AFTER WEATHER WATCH IS INSTITUTED

ROW HEADS ARE DAYS SINCE WEATHER WATCH BEGAN COLUMN HEADS ARE NUMBER OF SITES AVAILABLE

	1	2	3	4	5	6	7	8	9	10	XX
1	0.	0.	0.	0.	0.	0.	0.	0.	0.	0.	0.
2	.090	0.172	0.246	0.314	0.376	0.432	0.483	0.530	0.572	0.611	0.
3	.193	0.349	0.475	0.576	0.658	0.724	0.778	0.821	0.855	0.883	0.
4	.244	0.428	0.567	0.673	0.753	0.813	0.858	0.893	0.919	0.939	0.
5	.266	0.461	0.605	0.710	0.787	0.844	0.885	0.916	0.938	0.955	0.002
6	.277	0.477	0.622	0.727	0.802	0.857	0.897	0.925	0.946	0.961	0.013
7	.285	0.489	0.635	0.739	0.813	0.867	0.905	0.932	0.951	0.965	0.029
8	.295	0.502	0.649	0.752	0.825	0.877	0.913	0.939	0.957	0.969	0.047
9	.305	0.518	0.665	0.767	0.838	0.888	0.922	0.946	0.962	0.974	0.065
10	.317	0.534	0.682	0.783	0.852	0.899	0.931	0.953	0.968	0.978	0.082
11	.329	0.550	0.699	0.798	0.864	0.909	0.939	0.959	0.973	0.982	0.098
12	.341	0.566	0.714	0.812	0.876	0.918	0.946	0.965	0.977	0.985	0.114
13	.353	0.581	0.729	0.825	0.887	0.927	0.953	0.969	0.980	0.987	0.129
14	.364	0.596	0.743	0.837	0.896	0.934	0.958	0.973	0.983	0.989	0.144
15	.375	0.610	0.756	0.848	0.905	0.941	0.963	0.977	0.986	0.991	0.159

COLUMN XX IS SINGLE SITE STARTING DAY AFTER HEAVY RAIN

UNCONDITIONAL PROBABILITY =.044

STATION H DEC

INPUT DATA

- .086
- .011
- .226
- .194
- .483

PROBABILITY THAT AT LEAST ONE SITE BECOMES  
READY AFTER WEATHER WATCH IS INSTITUTED

ROW HEADS ARE DAYS SINCE WEATHER WATCH BEGAN  
COLUMN HEADS ARE NUMBER OF SITES AVAILABLE

	1	2	3	4	5	6	7	8	9	10	XX
1	0.	0.	0.	0.	0.	0.	0.	0.	0.	0.	0.
2	.233	0.412	0.549	0.654	0.735	0.797	0.844	0.881	0.908	0.930	0.
3	.486	0.736	0.864	0.930	0.964	0.982	0.991	0.995	0.998	0.999	0.
4	.630	0.863	0.950	0.981	0.993	0.997	0.999	1.000	1.000	1.000	0.
5	.696	0.907	0.972	0.991	0.997	0.999	1.000	1.000	1.000	1.000	0.026
6	.725	0.924	0.979	0.994	0.998	1.000	1.000	1.000	1.000	1.000	0.116
7	.745	0.935	0.983	0.996	0.999	1.000	1.000	1.000	1.000	1.000	0.240
8	.768	0.946	0.988	0.997	0.999	1.000	1.000	1.000	1.000	1.000	0.360
9	.795	0.958	0.991	0.998	1.000	1.000	1.000	1.000	1.000	1.000	0.459
10	.823	0.969	0.994	0.999	1.000	1.000	1.000	1.000	1.000	1.000	0.535
11	.848	0.977	0.996	0.999	1.000	1.000	1.000	1.000	1.000	1.000	0.595
12	.869	0.983	0.998	1.000	1.000	1.000	1.000	1.000	1.000	1.000	0.646
13	.887	0.987	0.999	1.000	1.000	1.000	1.000	1.000	1.000	1.000	0.690
14	.902	0.990	0.999	1.000	1.000	1.000	1.000	1.000	1.000	1.000	0.730
15	.914	0.993	0.999	1.000	1.000	1.000	1.000	1.000	1.000	1.000	0.765

COLUMN XX IS SINGLE SITE STARTING DAY AFTER HEAVY RAIN

UNCONDITIONAL PROBABILITY =.469

STATION J JAN

INPUT DATA

- .009
- .023
- .161
- .258
- .549

PROBABILITY THAT AT LEAST ONE SITE BECOMES READY AFTER WEATHER WATCH IS INSTITUTED

ROW HEADS ARE DAYS SINCE WEATHER WATCH BEGAN COLUMN HEADS ARE NUMBER OF SITES AVAILABLE

	1	2	3	4	5	6	7	8	9	10	XX
1	0.	0.	0.	0.	0.	0.	0.	0.	0.	0.	0.
2	.301	0.512	0.659	0.762	0.834	0.884	0.919	0.943	0.960	0.972	0.
3	.671	0.891	0.964	0.988	0.996	0.999	1.000	1.000	1.000	1.000	0.
4	.851	0.978	0.997	1.000	1.000	1.000	1.000	1.000	1.000	1.000	0.
5	.923	0.994	1.000	1.000	1.000	1.000	1.000	1.000	1.000	1.000	0.050
6	.952	0.998	1.000	1.000	1.000	1.000	1.000	1.000	1.000	1.000	0.250
7	.966	0.999	1.000	1.000	1.000	1.000	1.000	1.000	1.000	1.000	0.500
8	.975	0.999	1.000	1.000	1.000	1.000	1.000	1.000	1.000	1.000	0.700
9	.982	1.000	1.000	1.000	1.000	1.000	1.000	1.000	1.000	1.000	0.826
10	.988	1.000	1.000	1.000	1.000	1.000	1.000	1.000	1.000	1.000	0.898
11	.993	1.000	1.000	1.000	1.000	1.000	1.000	1.000	1.000	1.000	0.937
12	.995	1.000	1.000	1.000	1.000	1.000	1.000	1.000	1.000	1.000	0.959
13	.997	1.000	1.000	1.000	1.000	1.000	1.000	1.000	1.000	1.000	0.973
14	.998	1.000	1.000	1.000	1.000	1.000	1.000	1.000	1.000	1.000	0.982
15	.999	1.000	1.000	1.000	1.000	1.000	1.000	1.000	1.000	1.000	0.988

COLUMN XX IS SINGLE SITE STARTING DAY AFTER HEAVY RAIN

UNCONDITIONAL PROBABILITY =.870

STATION J JAN

INPUT DATA

- .009
- .023
- .161
- .258
- .549

PROBABILITY THAT AT LEAST ONE SITE BECOMES  
READY AFTER WEATHER WATCH IS INSTITUTED

ROW HEADS ARE DAYS SINCE WEATHER WATCH BEGAN  
COLUMN HEADS ARE NUMBER OF SITES AVAILABLE

	1	2	3	4	5	6	7	8	9	10	XX
1	.000	0.000	0.000	0.000	0.000	0.000	0.000	0.000	0.000	0.000	0.000
2	.301	0.512	0.659	0.762	0.834	0.884	0.919	0.943	0.960	0.972	0.982
3	.671	0.891	0.964	0.988	0.996	0.999	1.000	1.000	1.000	1.000	1.000
4	.851	0.978	0.997	1.000	1.000	1.000	1.000	1.000	1.000	1.000	1.000
5	.923	0.994	1.000	1.000	1.000	1.000	1.000	1.000	1.000	1.000	1.000
6	.952	0.998	1.000	1.000	1.000	1.000	1.000	1.000	1.000	1.000	1.000
7	.966	0.999	1.000	1.000	1.000	1.000	1.000	1.000	1.000	1.000	1.000
8	.975	0.999	1.000	1.000	1.000	1.000	1.000	1.000	1.000	1.000	1.000
9	.982	1.000	1.000	1.000	1.000	1.000	1.000	1.000	1.000	1.000	1.000
10	.988	1.000	1.000	1.000	1.000	1.000	1.000	1.000	1.000	1.000	1.000
11	.993	1.000	1.000	1.000	1.000	1.000	1.000	1.000	1.000	1.000	1.000
12	.995	1.000	1.000	1.000	1.000	1.000	1.000	1.000	1.000	1.000	1.000
13	.997	1.000	1.000	1.000	1.000	1.000	1.000	1.000	1.000	1.000	1.000
14	.998	1.000	1.000	1.000	1.000	1.000	1.000	1.000	1.000	1.000	1.000
15	.999	1.000	1.000	1.000	1.000	1.000	1.000	1.000	1.000	1.000	1.000

COLUMN XX IS SINGLE SITE STARTING DAY AFTER HEAVY RAIN

UNCONDITIONAL PROBABILITY =.870

STATION J FEB

INPUT DATA

- .032
- .004
- .143
- .214
- .607

PROBABILITY THAT AT LEAST ONE SITE BECOMES READY AFTER WEATHER WATCH IS INSTITUTED

ROW HEADS ARE DAYS SINCE WEATHER WATCH BEGAN COLUMN HEADS ARE NUMBER OF SITES AVAILABLE

	1	2	3	4	5	6	7	8	9	10	XX
1	0.	0.	0.	0.	0.	0.	0.	0.	0.	0.	0.
2	.368	0.601	0.748	0.841	0.900	0.937	0.960	0.975	0.984	0.990	0.
3	.716	0.920	0.977	0.994	0.998	0.999	1.000	1.000	1.000	1.000	0.
4	.853	0.978	0.997	1.000	1.000	1.000	1.000	1.000	1.000	1.000	0.
5	.894	0.989	0.999	1.000	1.000	1.000	1.000	1.000	1.000	1.000	0.082
6	.908	0.992	0.999	1.000	1.000	1.000	1.000	1.000	1.000	1.000	0.327
7	.922	0.994	1.000	1.000	1.000	1.000	1.000	1.000	1.000	1.000	0.566
8	.939	0.996	1.000	1.000	1.000	1.000	1.000	1.000	1.000	1.000	0.722
9	.957	0.998	1.000	1.000	1.000	1.000	1.000	1.000	1.000	1.000	0.809
10	.971	0.999	1.000	1.000	1.000	1.000	1.000	1.000	1.000	1.000	0.859
11	.980	1.000	1.000	1.000	1.000	1.000	1.000	1.000	1.000	1.000	0.893
12	.986	1.000	1.000	1.000	1.000	1.000	1.000	1.000	1.000	1.000	0.920
13	.989	1.000	1.000	1.000	1.000	1.000	1.000	1.000	1.000	1.000	0.942
14	.992	1.000	1.000	1.000	1.000	1.000	1.000	1.000	1.000	1.000	0.958
15	.994	1.000	1.000	1.000	1.000	1.000	1.000	1.000	1.000	1.000	0.970

COLUMN XX IS SINGLE SITE STARTING DAY AFTER HEAVY RAIN

UNCONDITIONAL PROBABILITY = .787

STATION J MAR

INPUT DATA

- .057
- .008
- .226
- .258
- .451

PROBABILITY THAT AT LEAST ONE SITE BECOMES  
READY AFTER WEATHER WATCH IS INSTITUTED

ROW HEADS ARE DAYS SINCE WEATHER WATCH BEGAN  
COLUMN HEADS ARE NUMBER OF SITES AVAILABLE

	1	2	3	4	5	6	7	8	9	10	XX
1	.0	.0	.0	.0	.0	.0	.0	.0	.0	.0	.0
2	.203	0.365	0.495	0.597	0.679	0.744	0.796	0.838	0.871	0.897	0.
3	.492	0.742	0.869	0.933	0.966	0.983	0.991	0.996	0.998	0.999	0.
4	.671	0.892	0.965	0.988	0.996	0.999	1.000	1.000	1.000	1.000	0.
5	.756	0.941	0.986	0.996	0.999	1.000	1.000	1.000	1.000	1.000	0.019
6	.793	0.957	0.991	0.998	1.000	1.000	1.000	1.000	1.000	1.000	0.107
7	.813	0.965	0.993	0.999	1.000	1.000	1.000	1.000	1.000	1.000	0.247
8	.832	0.972	0.995	0.999	1.000	1.000	1.000	1.000	1.000	1.000	0.394
9	.854	0.979	0.997	1.000	1.000	1.000	1.000	1.000	1.000	1.000	0.516
10	.877	0.985	0.998	1.000	1.000	1.000	1.000	1.000	1.000	1.000	0.608
11	.898	0.990	0.999	1.000	1.000	1.000	1.000	1.000	1.000	1.000	0.676
12	.917	0.993	0.999	1.000	1.000	1.000	1.000	1.000	1.000	1.000	0.727
13	.931	0.995	1.000	1.000	1.000	1.000	1.000	1.000	1.000	1.000	0.770
14	.943	0.997	1.000	1.000	1.000	1.000	1.000	1.000	1.000	1.000	0.806
15	.952	0.998	1.000	1.000	1.000	1.000	1.000	1.000	1.000	1.000	0.837

COLUMN XX IS SINGLE SITE STARTING DAY AFTER HEAVY RAIN

UNCONDITIONAL PROBABILITY =.597

STATION J APR

INPUT DATA

- .212
- .021
- .267
- .200
- .300

PROBABILITY THAT AT LEAST ONE SITE BECOMES  
READY AFTER WEATHER WATCH IS INSTITUTED

ROW HEADS ARE DAYS SINCE WEATHER WATCH BEGAN  
COLUMN HEADS ARE NUMBER OF SITES AVAILABLE

	1	2	3	4	5	6	7	8	9	10	XX
1	0.	0.	0.	0.	0.	0.	0.	0.	0.	0.	0.
2	.090	0.172	0.246	0.314	0.376	0.432	0.483	0.530	0.572	0.611	0.
3	.212	0.379	0.511	0.614	0.696	0.760	0.811	0.851	0.883	0.908	0.
4	.297	0.506	0.652	0.756	0.828	0.879	0.915	0.940	0.958	0.970	0.
5	.343	0.569	0.717	0.814	0.878	0.920	0.947	0.965	0.977	0.985	0.002
6	.367	0.599	0.746	0.839	0.898	0.936	0.959	0.974	0.984	0.990	0.014
7	.381	0.616	0.762	0.853	0.909	0.943	0.965	0.978	0.987	0.992	0.035
8	.392	0.630	0.775	0.863	0.917	0.950	0.969	0.981	0.989	0.993	0.061
9	.405	0.646	0.789	0.875	0.925	0.956	0.974	0.984	0.991	0.994	0.090
10	.420	0.663	0.805	0.887	0.934	0.962	0.978	0.987	0.993	0.996	0.118
11	.436	0.681	0.820	0.898	0.943	0.968	0.982	0.990	0.994	0.997	0.144
12	.452	0.699	0.835	0.910	0.950	0.973	0.985	0.992	0.996	0.998	0.169
13	.468	0.717	0.849	0.920	0.957	0.977	0.988	0.994	0.997	0.998	0.192
14	.483	0.733	0.862	0.929	0.963	0.981	0.990	0.995	0.997	0.999	0.215
15	.498	0.748	0.873	0.936	0.968	0.984	0.992	0.996	0.998	0.999	0.237

COLUMN XX IS SINGLE SITE STARTING DAY AFTER HEAVY RAIN

UNCONDITIONAL PROBABILITY =.097

STATION J MAY

INPUT DATA

.455  
.029  
.097  
.258  
.161

PROBABILITY THAT AT LEAST ONE SITE BECOMES  
READY AFTER WEATHER WATCH IS INSTITUTED

ROW HEADS ARE DAYS SINCE WEATHER WATCH BEGAN  
COLUMN HEADS ARE NUMBER OF SITES AVAILABLE

	1	2	3	4	5	6	7	8	9	10	XX
1	0.	0.	0.	0.	0.	0.	0.	0.	0.	0.	0.
2	.026	0.051	0.076	0.100	0.123	0.146	0.168	0.189	0.211	0.231	0.
3	.077	0.148	0.214	0.275	0.331	0.383	0.430	0.474	0.515	0.552	0.
4	.100	0.191	0.272	0.345	0.410	0.470	0.523	0.571	0.614	0.652	0.
5	.107	0.203	0.289	0.365	0.433	0.494	0.548	0.597	0.640	0.679	0.000
6	.109	0.207	0.294	0.371	0.440	0.501	0.556	0.604	0.648	0.686	0.001
7	.111	0.209	0.296	0.374	0.443	0.505	0.560	0.608	0.652	0.690	0.003
8	.112	0.211	0.299	0.378	0.447	0.509	0.564	0.613	0.656	0.695	0.005
9	.114	0.214	0.304	0.383	0.453	0.515	0.570	0.619	0.662	0.701	0.006
10	.116	0.218	0.308	0.388	0.459	0.522	0.577	0.626	0.669	0.708	0.010
11	.118	0.222	0.313	0.394	0.466	0.529	0.584	0.633	0.676	0.714	0.013
12	.120	0.226	0.318	0.400	0.472	0.535	0.591	0.640	0.683	0.721	0.015
13	.122	0.229	0.323	0.406	0.478	0.542	0.598	0.647	0.690	0.728	0.017
14	.124	0.233	0.328	0.412	0.485	0.549	0.605	0.654	0.697	0.734	0.020
15	.126	0.237	0.333	0.417	0.491	0.555	0.611	0.660	0.703	0.741	0.022

COLUMN XX IS SINGLE SITE STARTING DAY AFTER HEAVY RAIN

UNCONDITIONAL PROBABILITY =.005

SECRET

STATION J JUNE

INPUT DATA

- .521
- .045
- .167
- .167
- .100

PROBABILITY THAT AT LEAST ONE SITE BECOMES READY AFTER WEATHER WATCH IS INSTITUTED

ROW HEADS ARE DAYS SINCE WEATHER WATCH BEGAN COLUMN HEADS ARE NUMBER OF SITES AVAILABLE

	1	2	3	4	5	6	7	8	9	10	XX
1	0.	0.	0.	0.	0.	0.	0.	0.	0.	0.	0.
2	.010	0.020	0.030	0.039	0.049	0.059	0.068	0.077	0.086	0.096	0.
3	.025	0.050	0.075	0.098	0.121	0.144	0.165	0.187	0.207	0.228	0.
4	.034	0.067	0.100	0.130	0.160	0.189	0.217	0.244	0.270	0.295	0.
5	.038	0.075	0.110	0.144	0.176	0.208	0.238	0.267	0.295	0.322	0.000
6	.040	0.077	0.114	0.149	0.183	0.215	0.246	0.276	0.304	0.332	0.000
7	.040	0.079	0.115	0.151	0.185	0.218	0.249	0.279	0.308	0.336	0.000
8	.040	0.079	0.116	0.152	0.186	0.219	0.251	0.281	0.310	0.338	0.000
9	.041	0.079	0.117	0.153	0.187	0.220	0.252	0.282	0.311	0.339	0.001
10	.041	0.080	0.117	0.153	0.188	0.221	0.253	0.283	0.313	0.341	0.001
11	.041	0.080	0.118	0.154	0.189	0.222	0.254	0.285	0.314	0.342	0.001
12	.041	0.081	0.119	0.155	0.190	0.223	0.255	0.286	0.315	0.344	0.001
13	.041	0.081	0.119	0.156	0.191	0.224	0.257	0.287	0.317	0.345	0.002
14	.042	0.082	0.120	0.157	0.192	0.226	0.258	0.289	0.318	0.347	0.002
15	.042	0.082	0.121	0.157	0.193	0.227	0.259	0.290	0.320	0.348	0.002

COLUMN XX IS SINGLE SITE STARTING DAY AFTER HEAVY RAIN

UNCONDITIONAL PROBABILITY =.000

SECRET

STATION J JULY

INPUT DATA

- .545
- .035
- .194
- .129
- .097

PROBABILITY THAT AT LEAST ONE SITE BECOMES  
READY AFTER WEATHER WATCH IS INSTITUTED

ROW HEADS ARE DAYS SINCE WEATHER WATCH BEGAN  
COLUMN HEADS ARE NUMBER OF SITES AVAILABLE

	1	2	3	4	5	6	7	8	9	10	XX
1	0.	0.	0.	0.	0.	0.	0.	0.	0.	0.	0.
2	.009	0.019	0.028	0.037	0.046	0.055	0.064	0.073	0.082	0.090	0.
3	.021	0.041	0.061	0.080	0.099	0.118	0.136	0.154	0.171	0.188	0.
4	.027	0.053	0.079	0.104	0.128	0.151	0.174	0.196	0.218	0.239	0.
5	.030	0.059	0.086	0.114	0.140	0.166	0.190	0.214	0.238	0.260	0.000
6	.031	0.061	0.089	0.117	0.145	0.171	0.196	0.221	0.245	0.268	0.000
7	.031	0.061	0.091	0.119	0.146	0.173	0.199	0.224	0.248	0.271	0.000
8	.031	0.062	0.091	0.120	0.147	0.174	0.200	0.225	0.249	0.273	0.000
9	.031	0.062	0.092	0.120	0.148	0.175	0.201	0.226	0.250	0.274	0.000
10	.032	0.062	0.092	0.121	0.148	0.175	0.201	0.227	0.251	0.275	0.000
11	.032	0.062	0.092	0.121	0.149	0.176	0.202	0.227	0.252	0.276	0.001
12	.032	0.063	0.093	0.122	0.149	0.177	0.203	0.228	0.253	0.277	0.001
13	.032	0.063	0.093	0.122	0.150	0.177	0.204	0.229	0.254	0.278	0.001
14	.032	0.063	0.093	0.122	0.151	0.178	0.204	0.230	0.255	0.279	0.001
15	.032	0.063	0.094	0.123	0.151	0.179	0.205	0.231	0.255	0.280	0.001

COLUMN XX IS SINGLE SITE STARTING DAY AFTER HEAVY RAIN

UNCONDITIONAL PROBABILITY = .000

SECRET

STATION J AUG

INPUT DATA

- .499
- .049
- .194
- .129
- .129

PROBABILITY THAT AT LEAST ONE SITE BECOMES READY AFTER WEATHER WATCH IS INSTITUTED

ROW HEADS ARE DAYS SINCE WEATHER WATCH BEGAN COLUMN HEADS ARE NUMBER OF SITES AVAILABLE

	1	2	3	4	5	6	7	8	9	10	XX
1	0.	0.	0.	0.	0.	0.	0.	0.	0.	0.	0.
2	.017	0.033	0.049	0.065	0.080	0.096	0.111	0.126	0.140	0.154	0.
3	.035	0.068	0.100	0.132	0.162	0.191	0.219	0.246	0.272	0.297	0.
4	.045	0.087	0.128	0.167	0.204	0.239	0.273	0.306	0.337	0.366	0.
5	.049	0.096	0.140	0.182	0.222	0.260	0.296	0.331	0.363	0.395	0.000
6	.051	0.099	0.145	0.188	0.229	0.268	0.305	0.341	0.374	0.406	0.000
7	.052	0.100	0.147	0.191	0.232	0.272	0.309	0.345	0.379	0.411	0.000
8	.052	0.102	0.148	0.192	0.234	0.274	0.312	0.347	0.381	0.413	0.001
9	.052	0.102	0.149	0.193	0.236	0.276	0.314	0.349	0.383	0.416	0.001
10	.053	0.103	0.150	0.195	0.237	0.277	0.315	0.351	0.386	0.418	0.002
11	.053	0.103	0.151	0.196	0.239	0.279	0.317	0.354	0.388	0.420	0.002
12	.053	0.104	0.152	0.197	0.240	0.281	0.319	0.356	0.390	0.423	0.002
13	.054	0.105	0.153	0.199	0.242	0.283	0.321	0.358	0.392	0.425	0.003
14	.054	0.106	0.154	0.200	0.243	0.284	0.323	0.360	0.395	0.428	0.003
15	.055	0.106	0.155	0.201	0.245	0.286	0.325	0.362	0.397	0.430	0.004

COLUMN XX IS SINGLE SITE STARTING DAY AFTER HEAVY RAIN

UNCONDITIONAL PROBABILITY =.001

SECRET

STATION J SEPT

INPUT DATA

.613  
.053  
.067  
.167  
.100

PROBABILITY THAT AT LEAST ONE SITE BECOMES  
READY AFTER WEATHER WATCH IS INSTITUTED

ROW HEADS ARE DAYS SINCE WEATHER WATCH BEGAN  
COLUMN HEADS ARE NUMBER OF SITES AVAILABLE

	1	2	3	4	5	6	7	8	9	10	XX
1	.010	0.020	0.030	0.039	0.049	0.059	0.068	0.077	0.086	0.096	0.
2	.024	0.047	0.069	0.091	0.112	0.133	0.154	0.174	0.193	0.212	0.
3	.028	0.056	0.082	0.108	0.133	0.158	0.181	0.205	0.227	0.249	0.
4	.029	0.058	0.086	0.113	0.140	0.164	0.189	0.212	0.236	0.258	0.000
5	.030	0.059	0.087	0.114	0.140	0.166	0.190	0.215	0.238	0.261	0.000
6	.030	0.059	0.087	0.114	0.141	0.166	0.191	0.215	0.239	0.262	0.000
7	.030	0.059	0.087	0.115	0.141	0.167	0.192	0.216	0.240	0.262	0.000
8	.030	0.059	0.088	0.115	0.142	0.168	0.193	0.217	0.240	0.263	0.000
9	.030	0.060	0.088	0.116	0.142	0.168	0.193	0.218	0.241	0.264	0.001
10	.030	0.060	0.088	0.116	0.143	0.169	0.194	0.219	0.242	0.265	0.001
11	.030	0.060	0.089	0.116	0.143	0.170	0.195	0.219	0.243	0.266	0.001
12	.031	0.060	0.089	0.117	0.144	0.170	0.196	0.220	0.244	0.267	0.001
13	.031	0.061	0.089	0.117	0.145	0.171	0.196	0.221	0.245	0.268	0.001
14	.031	0.061	0.090	0.118	0.145	0.172	0.197	0.222	0.246	0.269	0.001
15	.031	0.061	0.090	0.118	0.145	0.172	0.197	0.222	0.246	0.269	0.001

COLUMN XX IS SINGLE SITE STARTING DAY AFTER HEAVY RAIN

UNCONDITIONAL PROBABILITY =.000

STATION J OCT

INPUT DATA

- .420
- .032
- .097
- .290
- .161

PROBABILITY THAT AT LEAST ONE SITE BECOMES READY AFTER WEATHER WATCH IS INSTITUTED

ROW HEADS ARE DAYS SINCE WEATHER WATCH BEGAN COLUMN HEADS ARE NUMBER OF SITES AVAILABLE

	1	2	3	4	5	6	7	8	9	10	XX
1	0.	0.	0.	0.	0.	0.	0.	0.	0.	0.	0.
2	.026	0.	0.076	0.100	0.123	0.146	0.168	0.189	0.211	0.231	0.
3	.087	0.167	0.240	0.306	0.367	0.422	0.473	0.519	0.561	0.599	0.
4	.118	0.222	0.313	0.394	0.466	0.529	0.584	0.633	0.676	0.714	0.
5	.128	0.239	0.336	0.421	0.495	0.559	0.615	0.664	0.707	0.745	0.000
6	.131	0.244	0.343	0.429	0.503	0.568	0.625	0.674	0.716	0.753	0.001
7	.132	0.247	0.346	0.433	0.508	0.573	0.629	0.678	0.721	0.758	0.004
8	.134	0.250	0.350	0.437	0.513	0.578	0.634	0.683	0.726	0.762	0.007
9	.136	0.254	0.356	0.443	0.519	0.585	0.641	0.690	0.732	0.769	0.011
10	.139	0.259	0.362	0.451	0.527	0.593	0.649	0.698	0.740	0.776	0.015
11	.142	0.264	0.368	0.458	0.535	0.601	0.658	0.706	0.748	0.784	0.018
12	.145	0.269	0.375	0.466	0.543	0.609	0.666	0.715	0.756	0.791	0.021
13	.148	0.274	0.382	0.473	0.551	0.618	0.674	0.722	0.764	0.799	0.025
14	.151	0.279	0.388	0.480	0.559	0.626	0.682	0.730	0.771	0.805	0.028
15	.154	0.284	0.394	0.488	0.566	0.633	0.690	0.737	0.778	0.812	0.031

COLUMN XX IS SINGLE SITE STARTING DAY AFTER HEAVY RAIN

UNCONDITIONAL PROBABILITY =.008

STATION J NOV

INPUT DATA

- .178
- .022
- .233
- .133
- .434

PROBABILITY THAT AT LEAST ONE SITE BECOMES READY AFTER WEATHER WATCH IS INSTITUTED

ROW HEADS ARE DAYS SINCE WEATHER WATCH BEGAN COLUMN HEADS ARE NUMBER OF SITES AVAILABLE

	1	2	3	4	5	6	7	8	9	10	XX
1	.0	.0	.0	.0	.0	.0	.0	.0	.0	.0	.0
2	.188	0.341	0.465	0.566	0.648	0.714	0.768	0.812	0.847	0.876	0.
3	.353	0.582	0.730	0.825	0.887	0.927	0.953	0.969	0.980	0.987	0.
4	.443	0.690	0.828	0.904	0.947	0.970	0.983	0.991	0.995	0.997	0.
5	.485	0.735	0.863	0.930	0.964	0.981	0.990	0.995	0.997	0.999	0.015
6	.505	0.755	0.879	0.940	0.970	0.985	0.993	0.996	0.998	0.999	0.057
7	.522	0.772	0.891	0.948	0.975	0.988	0.994	0.997	0.999	0.999	0.113
8	.543	0.791	0.905	0.956	0.980	0.991	0.996	0.998	0.999	1.000	0.171
9	.567	0.812	0.919	0.965	0.985	0.993	0.997	0.999	0.999	1.000	0.223
10	.592	0.834	0.932	0.972	0.989	0.995	0.998	0.999	1.000	1.000	0.269
11	.616	0.853	0.943	0.978	0.992	0.997	0.999	1.000	1.000	1.000	0.310
12	.639	0.870	0.953	0.983	0.994	0.998	0.999	1.000	1.000	1.000	0.349
13	.660	0.884	0.961	0.987	0.995	0.998	0.999	1.000	1.000	1.000	0.385
14	.679	0.897	0.967	0.989	0.997	0.999	1.000	1.000	1.000	1.000	0.420
15	.697	0.908	0.972	0.992	0.997	0.999	1.000	1.000	1.000	1.000	0.453

COLUMN XX IS SINGLE SITE STARTING DAY AFTER HEAVY RAIN

UNCONDITIONAL PROBABILITY =.190

STATION J DEC

INPUT DATA

- .058
- .007
- .323
- .226
- .386

PROBABILITY THAT AT LEAST ONE SITE BECOMES READY AFTER WEATHER WATCH IS INSTITUTED

ROW HEADS ARE DAYS SINCE WEATHER WATCH BEGAN  
COLUMN HEADS ARE NUMBER OF SITES AVAILABLE

	1	2	3	4	5	6	7	8	9	10	XX
1	.0	.0	.0	.0	.0	.0	.0	.0	.0	.0	.0
2	.149	0.276	0.384	0.476	0.554	0.620	0.677	0.725	0.766	0.801	0.
3	.373	0.607	0.753	0.845	0.903	0.939	0.962	0.976	0.985	0.991	0.
4	.552	0.799	0.910	0.960	0.982	0.992	0.996	0.998	0.999	1.000	0.
5	.663	0.887	0.962	0.987	0.996	0.999	1.000	1.000	1.000	1.000	0.009
6	.726	0.925	0.979	0.994	0.998	1.000	1.000	1.000	1.000	1.000	0.050
7	.760	0.942	0.986	0.997	0.999	1.000	1.000	1.000	1.000	1.000	0.130
8	.783	0.953	0.990	0.998	1.000	1.000	1.000	1.000	1.000	1.000	0.233
9	.803	0.961	0.992	0.998	1.000	1.000	1.000	1.000	1.000	1.000	0.341
10	.823	0.969	0.994	0.999	1.000	1.000	1.000	1.000	1.000	1.000	0.440
11	.843	0.975	0.996	0.999	1.000	1.000	1.000	1.000	1.000	1.000	0.522
12	.863	0.981	0.997	1.000	1.000	1.000	1.000	1.000	1.000	1.000	0.590
13	.882	0.986	0.998	1.000	1.000	1.000	1.000	1.000	1.000	1.000	0.645
14	.898	0.990	0.999	1.000	1.000	1.000	1.000	1.000	1.000	1.000	0.691
15	.912	0.992	0.999	1.000	1.000	1.000	1.000	1.000	1.000	1.000	0.731

COLUMN XX IS SINGLE SITE STARTING DAY AFTER HEAVY RAIN

UNCONDITIONAL PROBABILITY = .548

STATION K JAN

INPUT DATA

- .008
- .008
- .145
- .097
- .742

PROBABILITY THAT AT LEAST ONE SITE BECOMES  
READY AFTER WEATHER WATCH IS INSTITUTED

ROW HEADS ARE DAYS SINCE WEATHER WATCH BEGAN  
COLUMN HEADS ARE NUMBER OF SITES AVAILABLE

	1	2	3	4	5	6	7	8	9	10	XX
1	.000	.000	.000	.000	.000	.000	.000	.000	.000	.000	.000
2	.551	0.798	0.909	0.959	0.982	0.992	0.996	0.998	0.999	1.000	0.
3	.842	0.975	0.996	0.999	1.000	1.000	1.000	1.000	1.000	1.000	0.
4	.940	0.996	1.000	1.000	1.000	1.000	1.000	1.000	1.000	1.000	0.
5	.968	0.999	1.000	1.000	1.000	1.000	1.000	1.000	1.000	1.000	0.225
6	.978	1.000	1.000	1.000	1.000	1.000	1.000	1.000	1.000	1.000	0.549
7	.984	1.000	1.000	1.000	1.000	1.000	1.000	1.000	1.000	1.000	0.777
8	.990	1.000	1.000	1.000	1.000	1.000	1.000	1.000	1.000	1.000	0.893
9	.994	1.000	1.000	1.000	1.000	1.000	1.000	1.000	1.000	1.000	0.945
10	.997	1.000	1.000	1.000	1.000	1.000	1.000	1.000	1.000	1.000	0.968
11	.998	1.000	1.000	1.000	1.000	1.000	1.000	1.000	1.000	1.000	0.981
12	.999	1.000	1.000	1.000	1.000	1.000	1.000	1.000	1.000	1.000	0.988
13	.000	1.000	1.000	1.000	1.000	1.000	1.000	1.000	1.000	1.000	0.993
14	.000	1.000	1.000	1.000	1.000	1.000	1.000	1.000	1.000	1.000	0.996
15	.000	1.000	1.000	1.000	1.000	1.000	1.000	1.000	1.000	1.000	0.998

COLUMN XX IS SINGLE SITE STARTING DAY AFTER HEAVY RAIN

UNCONDITIONAL PROBABILITY =.930

STATION K FEB

INPUT DATA

- .046
- .008
- .125
- .286
- .535

PROBABILITY THAT AT LEAST ONE SITE BECOMES  
READY AFTER WEATHER WATCH IS INSTITUTED

ROW HEADS ARE DAYS SINCE WEATHER WATCH BEGAN  
COLUMN HEADS ARE NUMBER OF SITES AVAILABLE

	1	2	3	4	5	6	7	8	9	10	XX
1	0.	0.	0.	0.	0.	0.	0.	0.	0.	0.	0.
2	.286	0.491	0.636	0.740	0.815	0.868	0.906	0.933	0.952	0.966	0.
3	.655	0.881	0.959	0.986	0.995	0.998	0.999	1.000	1.000	1.000	0.
4	.803	0.961	0.992	0.999	1.000	1.000	1.000	1.000	1.000	1.000	0.
5	.848	0.977	0.997	0.999	1.000	1.000	1.000	1.000	1.000	1.000	0.044
6	.863	0.981	0.997	1.000	1.000	1.000	1.000	1.000	1.000	1.000	0.238
7	.878	0.985	0.998	1.000	1.000	1.000	1.000	1.000	1.000	1.000	0.463
8	.899	0.990	0.999	1.000	1.000	1.000	1.000	1.000	1.000	1.000	0.626
9	.923	0.994	1.000	1.000	1.000	1.000	1.000	1.000	1.000	1.000	0.724
10	.943	0.997	1.000	1.000	1.000	1.000	1.000	1.000	1.000	1.000	0.784
11	.958	0.998	1.000	1.000	1.000	1.000	1.000	1.000	1.000	1.000	0.827
12	.968	0.999	1.000	1.000	1.000	1.000	1.000	1.000	1.000	1.000	0.862
13	.975	0.999	1.000	1.000	1.000	1.000	1.000	1.000	1.000	1.000	0.893
14	.980	1.000	1.000	1.000	1.000	1.000	1.000	1.000	1.000	1.000	0.918
15	.985	1.000	1.000	1.000	1.000	1.000	1.000	1.000	1.000	1.000	0.937

COLUMN XX IS SINGLE SITE STARTING DAY AFTER HEAVY RAIN

UNCONDITIONAL PROBABILITY =.694

STATION K MAR

INPUT DATA

- .058
- .007
- .258
- .161
- .516

PROBABILITY THAT AT LEAST ONE SITE BECOMES  
READY AFTER WEATHER WATCH IS INSTITUTED

ROW HEADS ARE DAYS SINCE WEATHER WATCH BEGAN  
COLUMN HEADS ARE NUMBER OF SITES AVAILABLE

	1	2	3	4	5	6	7	8	9	10	XX
1	0.	0.	0.	0.	0.	0.	0.	0.	0.	0.	0.
2	.266	0.462	0.605	0.710	0.787	0.844	0.885	0.916	0.938	0.955	0.
3	.531	0.780	0.897	0.952	0.977	0.989	0.995	0.998	0.999	0.999	0.
4	.688	0.903	0.970	0.991	0.997	0.999	1.000	1.000	1.000	1.000	0.
5	.764	0.944	0.987	0.997	0.999	1.000	1.000	1.000	1.000	1.000	0.037
6	.799	0.959	0.992	0.998	1.000	1.000	1.000	1.000	1.000	1.000	0.144
7	.820	0.968	0.994	0.999	1.000	1.000	1.000	1.000	1.000	1.000	0.290
8	.841	0.975	0.996	0.999	1.000	1.000	1.000	1.000	1.000	1.000	0.430
9	.864	0.981	0.997	1.000	1.000	1.000	1.000	1.000	1.000	1.000	0.544
10	.887	0.987	0.999	1.000	1.000	1.000	1.000	1.000	1.000	1.000	0.630
11	.907	0.991	0.999	1.000	1.000	1.000	1.000	1.000	1.000	1.000	0.694
12	.924	0.994	1.000	1.000	1.000	1.000	1.000	1.000	1.000	1.000	0.744
13	.937	0.996	1.000	1.000	1.000	1.000	1.000	1.000	1.000	1.000	0.785
14	.948	0.997	1.000	1.000	1.000	1.000	1.000	1.000	1.000	1.000	0.820
15	.957	0.998	1.000	1.000	1.000	1.000	1.000	1.000	1.000	1.000	0.850

COLUMN XX IS SINGLE SITE STARTING DAY AFTER HEAVY RAIN

UNCONDITIONAL PROBABILITY =.602

STATION K APR

INPUT DATA

- .264
- .036
- .200
- .167
- .333

PROBABILITY THAT AT LEAST ONE SITE BECOMES  
READY AFTER WEATHER WATCH IS INSTITUTED

ROW HEADS ARE DAYS SINCE WEATHER WATCH BEGAN  
COLUMN HEADS ARE NUMBER OF SITES AVAILABLE

	1	2	3	4	5	6	7	8	9	10	XX
1	.0	.0	.0	.0	.0	.0	.0	.0	.0	.0	.0
2	.111	0.209	0.297	0.375	0.444	0.506	0.561	0.609	0.653	0.691	0.
3	.224	0.398	0.533	0.638	0.719	0.782	0.831	0.869	0.898	0.921	0.
4	.286	0.490	0.635	0.739	0.814	0.867	0.905	0.932	0.952	0.965	0.
5	.313	0.528	0.676	0.777	0.847	0.895	0.928	0.950	0.966	0.977	0.004
6	.326	0.546	0.694	0.794	0.861	0.906	0.937	0.957	0.971	0.981	0.018
7	.335	0.558	0.707	0.805	0.870	0.914	0.943	0.962	0.975	0.983	0.040
8	.347	0.573	0.721	0.818	0.881	0.922	0.949	0.967	0.978	0.986	0.064
9	.360	0.590	0.738	0.832	0.892	0.931	0.956	0.972	0.982	0.988	0.087
10	.374	0.609	0.755	0.847	0.904	0.940	0.962	0.977	0.985	0.991	0.109
11	.389	0.627	0.772	0.861	0.915	0.948	0.968	0.981	0.988	0.993	0.130
12	.404	0.644	0.788	0.873	0.924	0.955	0.973	0.984	0.990	0.994	0.150
13	.417	0.661	0.802	0.885	0.933	0.961	0.977	0.987	0.992	0.995	0.169
14	.431	0.676	0.816	0.895	0.940	0.966	0.981	0.989	0.994	0.996	0.188
15	.444	0.691	0.828	0.904	0.947	0.970	0.984	0.991	0.995	0.997	0.207

COLUMN XX IS SINGLE SITE STARTING DAY AFTER HEAVY RAIN

UNCONDITIONAL PROBABILITY =.066

STATION K MAY

INPUT DATA

.431  
.053  
.323  
.032  
.161

PROBABILITY THAT AT LEAST ONE SITE BECOMES  
READY AFTER WEATHER WATCH IS INSTITUTED

ROW HEADS ARE DAYS SINCE WEATHER WATCH BEGAN  
COLUMN HEADS ARE NUMBER OF SITES AVAILABLE

	1	2	3	4	5	6	7	8	9	10	XX
1	.070	.051	.076	.100	.123	.146	.168	.189	.211	.231	0.
2	.026	0.090	0.132	0.172	0.211	0.247	0.282	0.315	0.347	0.377	0.
3	.046	0.113	0.165	0.213	0.259	0.302	0.343	0.381	0.417	0.451	0.
4	.058	0.125	0.181	0.234	0.284	0.330	0.373	0.414	0.452	0.487	0.
5	.065	0.131	0.190	0.245	0.296	0.344	0.388	0.430	0.468	0.505	0.
6	.068	0.134	0.194	0.250	0.303	0.351	0.396	0.438	0.477	0.514	0.
7	.070	0.136	0.197	0.254	0.306	0.355	0.401	0.443	0.482	0.519	0.
8	.071	0.137	0.199	0.256	0.309	0.358	0.404	0.447	0.486	0.523	0.
9	.071	0.139	0.201	0.258	0.311	0.361	0.407	0.450	0.489	0.526	0.
10	.072	0.140	0.202	0.260	0.314	0.363	0.410	0.452	0.492	0.529	0.
11	.073	0.141	0.204	0.262	0.316	0.366	0.412	0.455	0.495	0.532	0.
12	.073	0.142	0.205	0.264	0.318	0.368	0.415	0.458	0.498	0.535	0.
13	.074	0.143	0.207	0.266	0.320	0.371	0.418	0.461	0.501	0.538	0.
14	.074	0.143	0.207	0.266	0.320	0.371	0.418	0.461	0.501	0.538	0.
15	.075	0.144	0.208	0.268	0.323	0.373	0.420	0.464	0.504	0.541	0.

COLUMN XX IS SINGLE SITE STARTING DAY AFTER HEAVY RAIN

UNCONDITIONAL PROBABILITY =.001

STATION K JUNE

INPUT DATA

.470  
.030  
.333  
.100  
.067

PROBABILITY THAT AT LEAST ONE SITE BECOMES  
READY AFTER WEATHER WATCH IS INSTITUTED

ROW HEADS ARE DAYS SINCE WEATHER WATCH BEGAN  
COLUMN HEADS ARE NUMBER OF SITES AVAILABLE

	1	2	3	4	5	6	7	8	9	10	XX
1	.004	0.009	0.013	0.018	0.022	0.027	0.031	0.035	0.040	0.044	0.
2	.011	0.021	0.031	0.041	0.052	0.061	0.071	0.081	0.091	0.100	0.
3	.015	0.030	0.045	0.060	0.074	0.089	0.103	0.116	0.130	0.143	0.
4	.018	0.037	0.054	0.072	0.089	0.106	0.122	0.138	0.154	0.170	0.000
5	.020	0.040	0.059	0.078	0.097	0.115	0.133	0.151	0.168	0.184	0.000
6	.021	0.042	0.062	0.082	0.101	0.120	0.139	0.157	0.175	0.192	0.000
7	.022	0.043	0.063	0.084	0.103	0.123	0.142	0.160	0.178	0.196	0.000
8	.022	0.043	0.064	0.085	0.105	0.124	0.143	0.162	0.180	0.198	0.000
9	.022	0.043	0.065	0.085	0.105	0.125	0.144	0.163	0.181	0.199	0.000
10	.022	0.044	0.065	0.085	0.106	0.125	0.145	0.163	0.182	0.200	0.000
11	.022	0.044	0.065	0.086	0.106	0.126	0.145	0.164	0.182	0.200	0.000
12	.022	0.044	0.065	0.086	0.106	0.126	0.145	0.164	0.183	0.201	0.000
13	.022	0.044	0.065	0.086	0.106	0.126	0.146	0.165	0.183	0.201	0.000
14	.022	0.044	0.065	0.086	0.107	0.126	0.146	0.165	0.184	0.202	0.000
15	.022	0.044	0.065	0.086	0.107	0.126	0.146	0.165	0.184	0.202	0.000

COLUMN XX IS SINGLE SITE STARTING DAY AFTER HEAVY RAIN

UNCONDITIONAL PROBABILITY = .000

STATION K JULY

INPUT DATA

.471  
.046  
.290  
.161  
.032

PROBABILITY THAT AT LEAST ONE SITE BECOMES  
READY AFTER WEATHER WATCH IS INSTITUTED

ROW HEADS ARE DAYS SINCE WEATHER WATCH BEGAN  
COLUMN HEADS ARE NUMBER OF SITES AVAILABLE

	1	2	3	4	5	6	7	8	9	10	XX
1	0.	0.	0.	0.	0.	0.	0.	0.	0.	0.	0.
2	.001	0.002	0.003	0.004	0.005	0.006	0.007	0.008	0.009	0.010	0.
3	.004	0.009	0.013	0.018	0.022	0.027	0.031	0.035	0.040	0.044	0.
4	.008	0.016	0.024	0.032	0.040	0.048	0.056	0.064	0.071	0.079	0.
5	.011	0.022	0.032	0.043	0.053	0.064	0.074	0.084	0.094	0.104	0.000
6	.013	0.025	0.037	0.049	0.061	0.073	0.085	0.096	0.107	0.119	0.000
7	.013	0.027	0.040	0.053	0.065	0.078	0.090	0.103	0.115	0.127	0.000
8	.014	0.028	0.041	0.054	0.068	0.081	0.093	0.106	0.118	0.131	0.000
9	.014	0.028	0.042	0.055	0.069	0.082	0.095	0.108	0.120	0.133	0.000
10	.014	0.028	0.042	0.056	0.069	0.082	0.096	0.108	0.121	0.134	0.000
11	.014	0.028	0.042	0.056	0.070	0.083	0.096	0.109	0.122	0.134	0.000
12	.014	0.028	0.042	0.056	0.070	0.083	0.096	0.109	0.122	0.134	0.000
13	.014	0.029	0.042	0.056	0.070	0.083	0.096	0.109	0.122	0.135	0.000
14	.014	0.029	0.043	0.056	0.070	0.083	0.096	0.109	0.122	0.135	0.000
15	.014	0.029	0.043	0.056	0.070	0.083	0.097	0.110	0.122	0.135	0.000

COLUMN XX IS SINGLE SITE STARTING DAY AFTER HEAVY RAIN

UNCONDITIONAL PROBABILITY =.000

STATION K AUG

INPUT DATA

- .606
- .039
- .290
- .065
- .

PROBABILITY THAT AT LEAST ONE SITE BECOMES  
READY AFTER WEATHER WATCH IS INSTITUTED

ROW HEADS ARE DA 5 SINCE WEATHER WATCH BEGAN  
COLUMN HEADS ARE NUMBER OF SITES AVAILABLE

	1	2	3	4	5	6	7	8	9	10	XX
1	0.	0.	0.	0.	0.	0.	0.	0.	0.	0.	0.
2	0.	0.	0.	0.	0.	0.	0.	0.	0.	0.	0.
3	0.	0.	0.	0.	0.	0.	0.	0.	0.	0.	0.
4	0.000	0.000	0.000	0.000	0.000	0.000	0.000	0.000	0.000	0.000	0.
5	0.000	0.000	0.000	0.000	0.000	0.000	0.000	0.000	0.000	0.000	0.
6	0.000	0.000	0.000	0.000	0.000	0.000	0.000	0.000	0.000	0.001	0.
7	0.000	0.000	0.000	0.000	0.000	0.000	0.000	0.001	0.001	0.001	0.
8	0.000	0.000	0.000	0.000	0.000	0.000	0.000	0.001	0.001	0.001	0.
9	0.000	0.000	0.000	0.000	0.000	0.000	0.001	0.001	0.001	0.001	0.
10	0.000	0.000	0.000	0.000	0.000	0.000	0.001	0.001	0.001	0.001	0.000
11	0.000	0.000	0.000	0.000	0.000	0.000	0.001	0.001	0.001	0.001	0.000
12	0.000	0.000	0.000	0.000	0.000	0.000	0.001	0.001	0.001	0.001	0.000
13	0.000	0.000	0.000	0.000	0.000	0.000	0.001	0.001	0.001	0.001	0.000
14	0.000	0.000	0.000	0.000	0.000	0.000	0.001	0.001	0.001	0.001	0.000
15	0.000	0.000	0.000	0.000	0.000	0.000	0.001	0.001	0.001	0.001	0.000

COLUMN XX IS SINGLE SITE STARTING DAY AFTER HEAVY RAIN

UNCONDITIONAL PROBABILITY =.000

STATION K SEPT

INPUT DATA

- .480
- .020
- .334
- .033
- .133

PROBABILITY THAT AT LEAST ONE SITE BECOMES  
READY AFTER WEATHER WATCH IS INSTITUTED

ROW HEADS ARE DAYS SINCE WEATHER WATCH BEGAN  
COLUMN HEADS ARE NUMBER OF SITES AVAILABLE

	1	2	3	4	5	6	7	8	9	10	XX
1	.0	.0	.0	.0	.0	.0	.0	.0	.0	.0	.0
2	.018	0.035	0.052	0.069	0.085	0.102	0.117	0.133	0.148	0.163	0.
3	.031	0.062	0.091	0.120	0.148	0.175	0.200	0.226	0.250	0.274	0.
4	.039	0.077	0.114	0.149	0.182	0.215	0.246	0.275	0.304	0.331	0.
5	.044	0.085	0.125	0.163	0.200	0.234	0.268	0.300	0.330	0.359	0.000
6	.046	0.089	0.130	0.170	0.208	0.244	0.278	0.311	0.343	0.372	0.000
7	.046	0.091	0.133	0.173	0.212	0.248	0.283	0.317	0.349	0.379	0.000
8	.047	0.092	0.135	0.175	0.214	0.251	0.286	0.320	0.352	0.382	0.001
9	.047	0.092	0.135	0.176	0.215	0.252	0.288	0.322	0.354	0.384	0.001
10	.048	0.093	0.136	0.177	0.216	0.254	0.289	0.323	0.355	0.386	0.001
11	.048	0.093	0.137	0.178	0.217	0.255	0.291	0.324	0.357	0.388	0.001
12	.048	0.094	0.137	0.179	0.218	0.256	0.292	0.326	0.358	0.389	0.001
13	.048	0.094	0.138	0.180	0.219	0.257	0.293	0.327	0.360	0.391	0.002
14	.049	0.095	0.139	0.181	0.220	0.258	0.294	0.329	0.361	0.392	0.002
15	.049	0.095	0.139	0.181	0.221	0.259	0.296	0.330	0.363	0.394	0.002

COLUMN XX IS SINGLE SITE STARTING DAY AFTER HEAVY RAIN

UNCONDITIONAL PROBABILITY =.001

STATION K OCT

INPUT DATA

- .173
- .021
- .451
- .
- .355

PROBABILITY THAT AT LEAST ONE SITE BECOMES READY AFTER WEATHER WATCH IS INSTITUTED

ROW HEADS ARE DAYS SINCE WEATHER WATCH BEGAN COLUMN HEADS ARE NUMBER OF SITES AVAILABLE

	1	2	3	4	5	6	7	8	9	10	XX
1	.000	.000	.000	.000	.000	.000	.000	.000	.000	.000	.000
2	.126	0.236	0.332	0.417	0.490	0.554	0.611	0.660	0.702	0.740	0.000
3	.242	0.426	0.565	0.670	0.750	0.811	0.857	0.891	0.918	0.938	0.000
4	.324	0.543	0.691	0.791	0.859	0.904	0.935	0.956	0.970	0.980	0.000
5	.375	0.610	0.756	0.848	0.905	0.940	0.963	0.977	0.985	0.991	0.006
6	.407	0.648	0.791	0.876	0.927	0.956	0.974	0.985	0.991	0.995	0.020
7	.428	0.672	0.813	0.893	0.939	0.965	0.980	0.988	0.993	0.996	0.042
8	.444	0.691	0.828	0.905	0.947	0.970	0.984	0.991	0.995	0.997	0.068
9	.459	0.708	0.842	0.914	0.954	0.975	0.986	0.993	0.996	0.998	0.098
10	.474	0.724	0.855	0.924	0.960	0.979	0.989	0.994	0.997	0.998	0.127
11	.490	0.740	0.867	0.932	0.965	0.982	0.991	0.995	0.998	0.999	0.156
12	.506	0.756	0.879	0.940	0.970	0.985	0.993	0.996	0.998	0.999	0.184
13	.521	0.771	0.890	0.948	0.975	0.988	0.994	0.997	0.999	0.999	0.211
14	.537	0.785	0.901	0.954	0.979	0.990	0.995	0.998	0.999	1.000	0.236
15	.552	0.799	0.910	0.960	0.982	0.992	0.996	0.998	0.999	1.000	0.261

COLUMN XX IS SINGLE SITE STARTING DAY AFTER HEAVY RAIN

UNCONDITIONAL PROBABILITY =.127

STATION K NOV

INPUT DATA

- .051
- .016
- .266
- .167
- .500

PROBABILITY THAT AT LEAST ONE SITE BECOMES  
READY AFTER WEATHER WATCH IS INSTITUTED

ROW HEADS ARE DAYS SINCE WEATHER WATCH BEGAN  
COLUMN HEADS ARE NUMBER OF SITES AVAILABLE

	1	2	3	4	5	6	7	8	9	10	XX
1	.250	0.437	0.578	0.684	0.763	0.822	0.867	0.900	0.925	0.944	0.
2	.512	0.762	0.884	0.943	0.972	0.987	0.993	0.997	0.998	0.999	0.
3	.676	0.895	0.966	0.989	0.996	0.999	1.000	1.000	1.000	1.000	0.
4	.761	0.943	0.986	0.997	0.999	1.000	1.000	1.000	1.000	1.000	0.031
5	.802	0.961	0.992	0.998	1.000	1.000	1.000	1.000	1.000	1.000	0.129
6	.827	0.970	0.995	0.999	1.000	1.000	1.000	1.000	1.000	1.000	0.268
7	.848	0.977	0.996	0.999	1.000	1.000	1.000	1.000	1.000	1.000	0.410
8	.869	0.983	0.998	1.000	1.000	1.000	1.000	1.000	1.000	1.000	0.529
9	.890	0.988	0.999	1.000	1.000	1.000	1.000	1.000	1.000	1.000	0.621
10	.910	0.992	0.999	1.000	1.000	1.000	1.000	1.000	1.000	1.000	0.690
11	.926	0.995	1.000	1.000	1.000	1.000	1.000	1.000	1.000	1.000	0.744
12	.939	0.996	1.000	1.000	1.000	1.000	1.000	1.000	1.000	1.000	0.786
13	.950	0.998	1.000	1.000	1.000	1.000	1.000	1.000	1.000	1.000	0.822
14	.959	0.998	1.000	1.000	1.000	1.000	1.000	1.000	1.000	1.000	0.852

COLUMN XX IS SINGLE SITE STARTING DAY AFTER HEAVY RAIN

UNCONDITIONAL PROBABILITY =.612

STATION K DEC

INPUT DATA

.015  
.001  
.275  
.065  
.644

PROBABILITY THAT AT LEAST ONE SITE BECOMES  
READY AFTER WEATHER WATCH IS INSTITUTED

ROW HEADS ARE DAYS SINCE WEATHER WATCH BEGAN  
COLUMN HEADS ARE NUMBER OF SITES AVAILABLE

	1	2	3	4	5	6	7	8	9	10	XX
1	0.	0.	0.	0.	0.	0.	0.	0.	0.	0.	0.
2	.415	0.657	0.800	0.883	0.931	0.960	0.976	0.986	0.992	0.995	0.
3	.705	0.913	0.974	0.992	0.998	0.999	1.000	1.000	1.000	1.000	0.
4	.852	0.978	0.997	1.000	1.000	1.000	1.000	1.000	1.000	1.000	0.
5	.915	0.993	0.999	1.000	1.000	1.000	1.000	1.000	1.000	1.000	0.111
6	.942	0.997	1.000	1.000	1.000	1.000	1.000	1.000	1.000	1.000	0.312
7	.956	0.998	1.000	1.000	1.000	1.000	1.000	1.000	1.000	1.000	0.522
8	.967	0.999	1.000	1.000	1.000	1.000	1.000	1.000	1.000	1.000	0.688
9	.976	0.999	1.000	1.000	1.000	1.000	1.000	1.000	1.000	1.000	0.801
10	.983	1.000	1.000	1.000	1.000	1.000	1.000	1.000	1.000	1.000	0.871
11	.989	1.000	1.000	1.000	1.000	1.000	1.000	1.000	1.000	1.000	0.914
12	.992	1.000	1.000	1.000	1.000	1.000	1.000	1.000	1.000	1.000	0.941
13	.995	1.000	1.000	1.000	1.000	1.000	1.000	1.000	1.000	1.000	0.959
14	.997	1.000	1.000	1.000	1.000	1.000	1.000	1.000	1.000	1.000	0.972
15	.998	1.000	1.000	1.000	1.000	1.000	1.000	1.000	1.000	1.000	0.981

COLUMN XX IS SINGLE SITE STARTING DAY AFTER HEAVY RAIN

UNCONDITIONAL PROBABILITY = .891

STATION L JAN

INPUT DATA

- .008
- .008
- .597
- .
- .387

PROBABILITY THAT AT LEAST ONE SITE BECOMES READY AFTER WEATHER WATCH IS INSTITUTED

ROW HEADS ARE DAYS SINCE WEATHER WATCH BEGAN COLUMN HEADS ARE NUMBER OF SITES AVAILABLE

	1	2	3	4	5	6	7	8	9	10	XX
1	0.	0.	0.	0.	0.	0.	0.	0.	0.	0.	0.
2	.150	0.277	0.385	0.477	0.556	0.622	0.679	0.727	0.768	0.803	0.
3	.330	0.551	0.699	0.798	0.865	0.909	0.939	0.959	0.973	0.982	0.
4	.493	0.742	0.869	0.934	0.966	0.983	0.991	0.996	0.998	0.999	0.
5	.624	0.858	0.947	0.980	0.992	0.997	0.999	1.000	1.000	1.000	0.009
6	.723	0.923	0.979	0.994	0.998	1.000	1.000	1.000	1.000	1.000	0.035
7	.796	0.958	0.992	0.998	1.000	1.000	1.000	1.000	1.000	1.000	0.083
8	.848	0.977	0.996	0.999	1.000	1.000	1.000	1.000	1.000	1.000	0.150
9	.885	0.987	0.998	1.000	1.000	1.000	1.000	1.000	1.000	1.000	0.232
10	.912	0.992	0.999	1.000	1.000	1.000	1.000	1.000	1.000	1.000	0.322
11	.931	0.995	1.000	1.000	1.000	1.000	1.000	1.000	1.000	1.000	0.413
12	.945	0.997	1.000	1.000	1.000	1.000	1.000	1.000	1.000	1.000	0.501
13	.956	0.998	1.000	1.000	1.000	1.000	1.000	1.000	1.000	1.000	0.582
14	.964	0.999	1.000	1.000	1.000	1.000	1.000	1.000	1.000	1.000	0.653
15	.970	0.999	1.000	1.000	1.000	1.000	1.000	1.000	1.000	1.000	0.715

COLUMN XX IS SINGLE SITE STARTING DAY AFTER HEAVY RAIN

UNCONDITIONAL PROBABILITY =.867

STATION L FEB

INPUT DATA

.082  
.007  
.554  
.036  
.321

PROBABILITY THAT AT LEAST ONE SITE BECOMES  
READY AFTER WEATHER WATCH IS INSTITUTED

ROW HEADS ARE DAYS SINCE WEATHER WATCH BEGAN  
COLUMN HEADS ARE NUMBER OF SITES AVAILABLE

	1	2	3	4	5	6	7	8	9	10	XX
1	0.	0.	0.	0.	0.	0.	0.	0.	0.	0.	0.
2	.103	0.195	0.278	0.353	0.419	0.479	0.533	0.581	0.624	0.663	0.
3	.227	0.402	0.537	0.642	0.723	0.786	0.834	0.872	0.901	0.923	0.
4	.337	0.561	0.709	0.807	0.872	0.915	0.944	0.963	0.975	0.984	0.
5	.426	0.670	0.810	0.891	0.937	0.964	0.979	0.988	0.993	0.996	0.003
6	.492	0.741	0.869	0.933	0.966	0.983	0.991	0.996	0.998	0.999	0.014
7	.540	0.788	0.902	0.955	0.979	0.990	0.996	0.998	0.999	1.000	0.034
8	.575	0.819	0.923	0.967	0.986	0.994	0.997	0.999	1.000	1.000	0.063
9	.602	0.841	0.937	0.975	0.990	0.996	0.998	0.999	1.000	1.000	0.099
10	.623	0.858	0.947	0.980	0.992	0.997	0.999	1.000	1.000	1.000	0.141
11	.642	0.872	0.954	0.984	0.994	0.998	0.999	1.000	1.000	1.000	0.185
12	.660	0.884	0.961	0.987	0.995	0.998	0.999	1.000	1.000	1.000	0.229
13	.677	0.896	0.966	0.989	0.996	0.999	1.000	1.000	1.000	1.000	0.273
14	.693	0.906	0.971	0.991	0.997	0.999	1.000	1.000	1.000	1.000	0.315
15	.709	0.915	0.975	0.993	0.998	0.999	1.000	1.000	1.000	1.000	0.354

COLUMN XX IS SINGLE SITE STARTING DAY AFTER HEAVY RAIN

UNCONDITIONAL PROBABILITY =.316

STATION L MAR

INPUT DATA

.092  
.005  
.613  
.032  
.258

PROBABILITY THAT AT LEAST ONE SITE BECOMES  
READY AFTER WEATHER WATCH IS INSTITUTED

ROW HEADS ARE DAYS SINCE WEATHER WATCH BEGAN  
COLUMN HEADS ARE NUMBER OF SITES AVAILABLE

	1	2	3	4	5	6	7	8	9	10	XX
1	.067	0.	0.	0.	0.	0.	0.	0.	0.	0.	0.
2	.129	0.187	0.241	0.291	0.339	0.383	0.424	0.462	0.498	0.	0.
3	.284	0.394	0.487	0.566	0.632	0.689	0.736	0.777	0.811	0.	0.
4	.420	0.559	0.664	0.744	0.805	0.852	0.887	0.914	0.935	0.	0.
5	.527	0.675	0.777	0.846	0.894	0.927	0.950	0.966	0.976	0.001	0.
6	.606	0.753	0.845	0.903	0.939	0.962	0.976	0.985	0.991	0.005	0.
7	.663	0.805	0.887	0.934	0.962	0.978	0.987	0.993	0.996	0.013	0.
8	.704	0.839	0.912	0.952	0.974	0.986	0.992	0.996	0.998	0.026	0.
9	.734	0.863	0.929	0.964	0.981	0.990	0.995	0.997	0.999	0.043	0.
10	.757	0.880	0.941	0.971	0.986	0.993	0.996	0.998	0.999	0.064	0.
11	.775	0.893	0.949	0.976	0.989	0.995	0.997	0.999	0.999	0.088	0.
12	.790	0.904	0.956	0.980	0.991	0.996	0.998	0.999	1.000	0.114	0.
13	.803	0.912	0.961	0.983	0.992	0.997	0.998	0.999	1.000	0.142	0.
14	.815	0.920	0.966	0.985	0.994	0.997	0.999	0.999	1.000	0.170	0.
15	.826	0.928	0.970	0.987	0.995	0.998	0.999	1.000	1.000	0.198	0.

COLUMN XX IS SINGLE SITE STARTING DAY AFTER HEAVY RAIN

UNCONDITIONAL PROBABILITY =.218

SECRET

STATION L APR

INPUT DATA

- .154
- .013
- .666
- .
- .167

PROBABILITY THAT AT LEAST ONE SITE BECOMES READY AFTER WEATHER WATCH IS INSTITUTED

ROW HEADS ARE DAYS SINCE WEATHER WATCH BEGAN COLUMN HEADS ARE NUMBER OF SITES AVAILABLE

	1	2	3	4	5	6	7	8	9	10	XX
1	0.	0.	0.	0.	0.	0.	0.	0.	0.	0.	0.
2	.028	0.055	0.081	0.107	0.132	0.156	0.180	0.203	0.225	0.246	0.
3	.065	0.127	0.184	0.237	0.287	0.334	0.377	0.418	0.456	0.492	0.
4	.103	0.196	0.279	0.353	0.420	0.480	0.534	0.582	0.625	0.664	0.
5	.137	0.256	0.358	0.446	0.522	0.588	0.645	0.693	0.736	0.772	0.000
6	.166	0.305	0.420	0.517	0.597	0.664	0.720	0.766	0.805	0.838	0.001
7	.190	0.343	0.468	0.569	0.651	0.717	0.771	0.814	0.849	0.878	0.002
8	.208	0.373	0.504	0.607	0.689	0.754	0.805	0.846	0.878	0.903	0.003
9	.223	0.397	0.531	0.636	0.717	0.780	0.829	0.867	0.897	0.920	0.006
10	.235	0.415	0.552	0.657	0.738	0.799	0.847	0.883	0.910	0.931	0.009
11	.244	0.429	0.568	0.674	0.754	0.814	0.859	0.894	0.920	0.939	0.012
12	.252	0.440	0.581	0.687	0.766	0.825	0.869	0.902	0.927	0.945	0.017
13	.258	0.450	0.592	0.698	0.776	0.834	0.877	0.909	0.932	0.950	0.021
14	.264	0.459	0.602	0.707	0.784	0.841	0.883	0.914	0.937	0.953	0.027
15	.269	0.466	0.610	0.715	0.792	0.848	0.889	0.919	0.941	0.957	0.032

COLUMN XX IS SINGLE SITE STARTING DAY AFTER HEAVY RAIN

UNCONDITIONAL PROBABILITY =.035

SECRET

STATION L MAY

INPUT DATA

.356  
.031  
.581  
.  
.032

PROBABILITY THAT AT LEAST ONE SITE BECOMES  
READY AFTER WEATHER WATCH IS INSTITUTED

ROW HEADS ARE DAYS SINCE WEATHER WATCH BEGAN  
COLUMN HEADS ARE NUMBER OF SITES AVAILABLE

	1	2	3	4	5	6	7	8	9	10	XX
1	.001	0.	0.	0.	0.	0.	0.	0.	0.	0.	0.
2	.002	0.002	0.003	0.004	0.005	0.006	0.007	0.008	0.009	0.010	0.
3	.003	0.004	0.007	0.009	0.011	0.013	0.016	0.018	0.020	0.022	0.
4	.004	0.007	0.010	0.013	0.017	0.020	0.023	0.026	0.030	0.033	0.
5	.005	0.008	0.013	0.017	0.021	0.025	0.029	0.033	0.037	0.041	0.000
6	.005	0.010	0.015	0.019	0.024	0.029	0.034	0.038	0.043	0.048	0.000
7	.005	0.011	0.016	0.021	0.026	0.032	0.037	0.042	0.047	0.052	0.000
8	.006	0.011	0.017	0.022	0.028	0.034	0.039	0.044	0.050	0.055	0.000
9	.006	0.012	0.018	0.023	0.029	0.035	0.040	0.046	0.052	0.057	0.000
10	.006	0.012	0.018	0.024	0.030	0.036	0.042	0.047	0.053	0.059	0.000
11	.006	0.012	0.018	0.024	0.030	0.036	0.042	0.048	0.054	0.060	0.000
12	.006	0.012	0.019	0.025	0.031	0.037	0.043	0.049	0.055	0.060	0.000
13	.006	0.012	0.019	0.025	0.031	0.037	0.043	0.049	0.055	0.061	0.000
14	.006	0.013	0.019	0.025	0.031	0.037	0.043	0.049	0.055	0.061	0.000
15	.006	0.013	0.019	0.025	0.031	0.037	0.043	0.049	0.055	0.061	0.000

COLUMN XX IS SINGLE SITE STARTING DAY AFTER HEAVY RAIN

UNCONDITIONAL PROBABILITY =.000

STATION L OCT

INPUT DATA

- .310
- .013
- .515
- .065
- .097

PROBABILITY THAT AT LEAST ONE SITE BECOMES  
READY AFTER WEATHER WATCH IS INSTITUTED

ROW HEADS ARE DAYS SINCE WEATHER WATCH BEGAN  
COLUMN HEADS ARE NUMBER OF SITES AVAILABLE

	1	2	3	4	5	6	7	8	9	10	XX
1	0.	0.	0.	0.	0.	0.	0.	0.	0.	0.	0.
2	.009	0.019	0.028	0.037	0.046	0.055	0.064	0.073	0.082	0.090	0.
3	.022	0.043	0.064	0.084	0.104	0.123	0.142	0.161	0.179	0.197	0.
4	.033	0.065	0.096	0.126	0.156	0.184	0.211	0.237	0.262	0.287	0.
5	.043	0.084	0.123	0.160	0.196	0.230	0.263	0.295	0.325	0.354	0.000
6	.050	0.097	0.142	0.185	0.225	0.264	0.301	0.335	0.369	0.400	0.000
7	.055	0.107	0.156	0.202	0.246	0.287	0.326	0.363	0.398	0.431	0.000
8	.058	0.113	0.165	0.214	0.260	0.303	0.344	0.382	0.418	0.452	0.000
9	.061	0.118	0.171	0.222	0.269	0.313	0.355	0.394	0.431	0.466	0.000
10	.062	0.121	0.176	0.227	0.275	0.321	0.363	0.403	0.440	0.475	0.001
11	.063	0.123	0.179	0.231	0.280	0.325	0.368	0.408	0.446	0.481	0.001
12	.064	0.124	0.181	0.233	0.283	0.329	0.372	0.412	0.450	0.485	0.001
13	.065	0.126	0.182	0.235	0.285	0.331	0.375	0.415	0.453	0.489	0.002
14	.065	0.126	0.184	0.237	0.287	0.334	0.377	0.418	0.456	0.491	0.002
15	.066	0.127	0.185	0.238	0.289	0.335	0.379	0.420	0.458	0.494	0.002

COLUMN XX IS SINGLE SITE STARTING DAY AFTER HEAVY RAIN

UNCONDITIONAL PROBABILITY =.001

SECRET

STATION L NOV

INPUT DATA

- .149
- .016
- .500
- .167
- .166

PROBABILITY THAT AT LEAST ONE SITE BECOMES  
READY AFTER WEATHER WATCH IS INSTITUTED

ROW HEADS ARE DAYS SINCE WEATHER WATCH BEGAN  
COLUMN HEADS ARE NUMBER OF SITES AVAILABLE

	1	2	3	4	5	6	7	8	9	10	XX
1	.028	0.054	0.080	0.106	0.130	0.154	0.178	0.200	0.222	0.244	0.
2	.079	0.151	0.218	0.280	0.336	0.388	0.437	0.481	0.522	0.559	0.
3	.137	0.255	0.357	0.445	0.521	0.587	0.643	0.692	0.734	0.771	0.
4	.191	0.345	0.470	0.571	0.653	0.719	0.772	0.816	0.851	0.879	0.000
5	.235	0.414	0.552	0.657	0.737	0.799	0.846	0.882	0.910	0.931	0.001
6	.268	0.465	0.608	0.714	0.790	0.847	0.888	0.918	0.940	0.956	0.003
7	.293	0.501	0.647	0.751	0.824	0.875	0.912	0.938	0.956	0.969	0.007
8	.311	0.526	0.674	0.775	0.845	0.893	0.927	0.949	0.965	0.976	0.014
9	.325	0.544	0.692	0.792	0.860	0.905	0.936	0.957	0.971	0.980	0.022
10	.336	0.559	0.707	0.805	0.871	0.914	0.943	0.962	0.975	0.983	0.033
11	.345	0.571	0.719	0.816	0.879	0.921	0.948	0.966	0.978	0.985	0.045
12	.353	0.582	0.729	0.825	0.887	0.927	0.953	0.969	0.980	0.987	0.057
13	.361	0.592	0.740	0.834	0.894	0.932	0.957	0.972	0.982	0.989	0.071
14	.370	0.603	0.749	0.842	0.900	0.937	0.960	0.975	0.984	0.990	0.085

COLUMN XX IS SINGLE SITE STARTING DAY AFTER HEAVY RAIN

UNCONDITIONAL PROBABILITY =.074

SECRET

STATION L DEC

INPUT DATA

- .037
- .011
- .597
- .032
- .323

PROBABILITY THAT AT LEAST ONE SITE BECOMES  
READY AFTER WEATHER WATCH IS INSTITUTED

ROW HEADS ARE DAYS SINCE WEATHER WATCH BEGAN  
COLUMN HEADS ARE NUMBER OF SITES AVAILABLE

	1	2	3	4	5	6	7	8	9	10	XX
1	0.	0.	0.	0.	0.	0.	0.	0.	0.	0.	0.
2	.104	0.198	0.281	0.356	0.424	0.484	0.538	0.586	0.629	0.668	0.
3	.238	0.419	0.557	0.662	0.743	0.804	0.850	0.886	0.913	0.934	0.
4	.366	0.598	0.745	0.838	0.897	0.935	0.959	0.974	0.983	0.989	0.
5	.475	0.724	0.855	0.924	0.960	0.979	0.989	0.994	0.997	0.998	0.004
6	.562	0.808	0.916	0.963	0.984	0.993	0.997	0.999	0.999	1.000	0.015
7	.629	0.862	0.949	0.981	0.993	0.997	0.999	1.000	1.000	1.000	0.038
8	.680	0.898	0.967	0.990	0.997	0.999	1.000	1.000	1.000	1.000	0.072
9	.719	0.921	0.978	0.994	0.998	1.000	1.000	1.000	1.000	1.000	0.117
10	.750	0.937	0.984	0.996	0.999	1.000	1.000	1.000	1.000	1.000	0.170
11	.774	0.949	0.988	0.997	0.999	1.000	1.000	1.000	1.000	1.000	0.228
12	.794	0.958	0.991	0.998	1.000	1.000	1.000	1.000	1.000	1.000	0.289
13	.812	0.965	0.993	0.999	1.000	1.000	1.000	1.000	1.000	1.000	0.348
14	.827	0.970	0.995	0.999	1.000	1.000	1.000	1.000	1.000	1.000	0.406
15	.842	0.975	0.996	0.999	1.000	1.000	1.000	1.000	1.000	1.000	0.460

COLUMN XX IS SINGLE SITE STARTING DAY AFTER HEAVY RAIN

UNCONDITIONAL PROBABILITY =.553

STATION M JAN

INPUT DATA

- .008
- .008
- .242
- .032
- .710

PROBABILITY THAT AT LEAST ONE SITE BECOMES  
READY AFTER WEATHER WATCH IS INSTITUTED

ROW HEADS ARE DAYS SINCE WEATHER WATCH BEGAN  
COLUMN HEADS ARE NUMBER OF SITES AVAILABLE

	1	2	3	4	5	6	7	8	9	10	XX
1	0.	0.	0.	0.	0.	0.	0.	0.	0.	0.	0.
2	.504	0.754	0.878	0.940	0.970	0.985	0.993	0.996	0.998	0.999	0.
3	.787	0.954	0.990	0.998	1.000	1.000	1.000	1.000	1.000	1.000	0.
4	.906	0.991	0.999	1.000	1.000	1.000	1.000	1.000	1.000	1.000	0.
5	.952	0.998	1.000	1.000	1.000	1.000	1.000	1.000	1.000	1.000	0.180
6	.970	0.999	1.000	1.000	1.000	1.000	1.000	1.000	1.000	1.000	0.439
7	.980	1.000	1.000	1.000	1.000	1.000	1.000	1.000	1.000	1.000	0.659
8	.986	1.000	1.000	1.000	1.000	1.000	1.000	1.000	1.000	1.000	0.806
9	.991	1.000	1.000	1.000	1.000	1.000	1.000	1.000	1.000	1.000	0.891
10	.994	1.000	1.000	1.000	1.000	1.000	1.000	1.000	1.000	1.000	0.938
11	.997	1.000	1.000	1.000	1.000	1.000	1.000	1.000	1.000	1.000	0.963
12	.998	1.000	1.000	1.000	1.000	1.000	1.000	1.000	1.000	1.000	0.977
13	.999	1.000	1.000	1.000	1.000	1.000	1.000	1.000	1.000	1.000	0.986
14	.999	1.000	1.000	1.000	1.000	1.000	1.000	1.000	1.000	1.000	0.991
15	.000	1.000	1.000	1.000	1.000	1.000	1.000	1.000	1.000	1.000	0.995

COLUMN XX IS SINGLE SITE STARTING DAY AFTER HEAVY RAIN

UNCONDITIONAL PROBABILITY =.925

STATION M FEB

INPUT DATA

- .063
- .008
- .429
- .
- .500

PROBABILITY THAT AT LEAST ONE SITE BECOMES READY AFTER WEATHER WATCH IS INSTITUTED

ROW HEADS ARE DAYS SINCE WEATHER WATCH BEGAN COLUMN HEADS ARE NUMBER OF SITES AVAILABLE

	1	2	3	4	5	6	7	8	9	10	XX
1	0.	0.	0.	0.	0.	0.	0.	0.	0.	0.	0.
2	.250	0.437	0.578	0.684	0.763	0.822	0.867	0.900	0.925	0.944	0.
3	.466	0.715	0.848	0.919	0.957	0.977	0.988	0.993	0.996	0.998	0.
4	.608	0.846	0.940	0.976	0.991	0.996	0.999	0.999	1.000	1.000	0.
5	.691	0.905	0.971	0.991	0.997	0.999	1.000	1.000	1.000	1.000	0.031
6	.739	0.932	0.982	0.995	0.999	1.000	1.000	1.000	1.000	1.000	0.101
7	.770	0.947	0.988	0.997	0.999	1.000	1.000	1.000	1.000	1.000	0.196
8	.794	0.957	0.991	0.998	1.000	1.000	1.000	1.000	1.000	1.000	0.299
9	.816	0.966	0.994	0.999	1.000	1.000	1.000	1.000	1.000	1.000	0.396
10	.837	0.973	0.996	0.999	1.000	1.000	1.000	1.000	1.000	1.000	0.481
11	.857	0.980	0.997	1.000	1.000	1.000	1.000	1.000	1.000	1.000	0.553
12	.876	0.985	0.998	1.000	1.000	1.000	1.000	1.000	1.000	1.000	0.614
13	.892	0.988	0.999	1.000	1.000	1.000	1.000	1.000	1.000	1.000	0.665
14	.907	0.991	0.999	1.000	1.000	1.000	1.000	1.000	1.000	1.000	0.708
15	.919	0.993	0.999	1.000	1.000	1.000	1.000	1.000	1.000	1.000	0.746

COLUMN XX IS SINGLE SITE STARTING DAY AFTER HEAVY RAIN

UNCONDITIONAL PROBABILITY =.537

STATION H MAR

INPUT DATA

- .138
- .023
- .420
- .
- .419

PROBABILITY THAT AT LEAST ONE SITE BECOMES  
READY AFTER WEATHER WATCH IS INSTITUTED

ROW HEADS ARE DAYS SINCE WEATHER WATCH BEGAN  
COLUMN HEADS ARE NUMBER OF SITES AVAILABLE

	1	2	3	4	5	6	7	8	9	10	XX
1	.0	.0	.0	.0	.0	.0	.0	.0	.0	.0	.0
2	.176	0.320	0.440	0.538	0.619	0.686	0.741	0.787	0.824	0.855	0.
3	.327	0.547	0.695	0.795	0.862	0.907	0.938	0.958	0.972	0.981	0.
4	.427	0.671	0.812	0.892	0.938	0.965	0.980	0.988	0.993	0.996	0.
5	.486	0.736	0.864	0.930	0.964	0.982	0.991	0.995	0.998	0.999	0.013
6	.522	0.771	0.891	0.948	0.975	0.988	0.994	0.997	0.999	0.999	0.043
7	.546	0.794	0.906	0.957	0.981	0.991	0.996	0.998	0.999	1.000	0.086
8	.567	0.812	0.919	0.965	0.985	0.993	0.997	0.999	0.999	1.000	0.135
9	.587	0.829	0.929	0.971	0.988	0.995	0.998	0.999	1.000	1.000	0.166
10	.608	0.846	0.940	0.976	0.991	0.996	0.999	0.999	1.000	1.000	0.234
11	.629	0.862	0.949	0.981	0.993	0.997	0.999	1.000	1.000	1.000	0.279
12	.649	0.877	0.957	0.985	0.995	0.998	0.999	1.000	1.000	1.000	0.320
13	.669	0.891	0.964	0.988	0.996	0.999	1.000	1.000	1.000	1.000	0.359
14	.688	0.903	0.970	0.991	0.997	0.999	1.000	1.000	1.000	1.000	0.395
15	.706	0.913	0.974	0.992	0.998	0.999	1.000	1.000	1.000	1.000	0.428

COLUMN XX IS SINGLE SITE STARTING DAY AFTER HEAVY RAIN

UNCONDITIONAL PROBABILITY =.222

STATION M APR

INPUT DATA

- .154
- .013
- .600
- .033
- .200

PROBABILITY THAT AT LEAST ONE SITE BECOMES READY AFTER WEATHER WATCH IS INSTITUTED

ROW HEADS ARE DAYS SINCE WEATHER WATCH BEGAN COLUMN HEADS ARE NUMBER OF SITES AVAILABLE

	1	2	3	4	5	6	7	8	9	10	XX
1	0.	0.	0.	0.	0.	0.	0.	0.	0.	0.	0.
2	.040	0.078	0.115	0.151	0.185	0.217	0.249	0.279	0.307	0.335	0.
3	.092	0.175	0.251	0.320	0.382	0.439	0.490	0.537	0.580	0.618	0.
4	.142	0.264	0.368	0.458	0.535	0.601	0.658	0.706	0.748	0.784	0.
5	.185	0.336	0.459	0.559	0.641	0.708	0.762	0.806	0.842	0.871	0.000
6	.220	0.392	0.526	0.630	0.712	0.775	0.825	0.863	0.893	0.917	0.001
7	.247	0.434	0.574	0.679	0.759	0.818	0.863	0.897	0.923	0.942	0.004
8	.268	0.464	0.608	0.713	0.790	0.846	0.888	0.918	0.940	0.956	0.007
9	.284	0.488	0.633	0.737	0.812	0.865	0.904	0.931	0.951	0.965	0.013
10	.297	0.505	0.652	0.755	0.828	0.879	0.915	0.940	0.958	0.970	0.019
11	.307	0.519	0.667	0.769	0.840	0.889	0.923	0.947	0.963	0.974	0.027
12	.315	0.531	0.679	0.780	0.849	0.897	0.929	0.952	0.967	0.977	0.035
13	.323	0.542	0.690	0.790	0.858	0.904	0.935	0.956	0.970	0.980	0.044
14	.330	0.551	0.699	0.799	0.865	0.910	0.939	0.959	0.973	0.982	0.054
15	.337	0.560	0.708	0.807	0.872	0.915	0.944	0.963	0.975	0.984	0.064

COLUMN XX IS SINGLE SITE STARTING DAY AFTER HEAVY RAIN

UNCONDITIONAL PROBABILITY =.057

STATION M MAY

INPUT DATA

- .344
- .043
- .516
- .
- .097

PROBABILITY THAT AT LEAST ONE SITE BECOMES  
READY AFTER WEATHER WATCH IS INSTITUTED

ROW HEADS ARE DAYS SINCE WEATHER WATCH BEGAN  
COLUMN HEADS ARE NUMBER OF SITES AVAILABLE

	1	2	3	4	5	6	7	8	9	10	XX
1	0.	0.	0.	0.	0.	0.	0.	0.	0.	0.	0.
2	.009	0.019	0.028	0.037	0.046	0.055	0.064	0.073	0.082	0.090	0.
3	.020	0.039	0.057	0.076	0.094	0.112	0.129	0.146	0.163	0.179	0.
4	.028	0.055	0.081	0.106	0.131	0.155	0.179	0.201	0.224	0.245	0.
5	.034	0.066	0.098	0.128	0.157	0.186	0.213	0.240	0.265	0.290	0.000
6	.038	0.074	0.109	0.143	0.175	0.206	0.236	0.265	0.292	0.319	0.000
7	.040	0.079	0.116	0.152	0.186	0.219	0.251	0.281	0.310	0.338	0.000
8	.042	0.082	0.121	0.158	0.194	0.228	0.260	0.291	0.321	0.350	0.000
9	.043	0.085	0.124	0.162	0.198	0.233	0.266	0.298	0.328	0.357	0.000
10	.044	0.086	0.126	0.165	0.202	0.237	0.270	0.302	0.333	0.362	0.000
11	.045	0.087	0.128	0.166	0.204	0.239	0.273	0.305	0.336	0.366	0.001
12	.045	0.088	0.129	0.168	0.205	0.241	0.275	0.307	0.338	0.368	0.001
13	.045	0.088	0.129	0.169	0.206	0.242	0.276	0.309	0.340	0.370	0.001
14	.045	0.089	0.130	0.169	0.207	0.243	0.277	0.310	0.341	0.371	0.001
15	.046	0.089	0.131	0.170	0.208	0.244	0.278	0.311	0.343	0.373	0.001

COLUMN XX IS SINGLE SITE STARTING DAY AFTER HEAVY RAIN

UNCONDITIONAL PROBABILITY =.000

STATION M JUNE

INPUT DATA

.306  
.027  
.567  
.100

PROBABILITY THAT AT LEAST ONE SITE BECOMES  
READY AFTER WEATHER WATCH IS INSTITUTED

ROW HEADS ARE DAYS SINCE WEATHER WATCH BEGAN  
COLUMN HEADS ARE NUMBER OF SITES AVAILABLE

	1	2	3	4	5	6	7	8	9	10	XX
1	0.	0.	0.	0.	0.	0.	0.	0.	0.	0.	0.
2	.010	0.020	0.030	0.039	0.049	0.059	0.068	0.077	0.086	0.096	0.
3	.022	0.043	0.063	0.084	0.103	0.123	0.142	0.160	0.178	0.196	0.
4	.032	0.062	0.092	0.121	0.149	0.176	0.202	0.227	0.252	0.276	0.
5	.040	0.078	0.114	0.149	0.183	0.215	0.247	0.276	0.305	0.333	0.000
6	.045	0.089	0.130	0.170	0.207	0.243	0.278	0.311	0.342	0.372	0.000
7	.049	0.097	0.141	0.184	0.224	0.263	0.299	0.334	0.367	0.398	0.000
8	.052	0.102	0.149	0.193	0.236	0.276	0.314	0.349	0.383	0.416	0.000
9	.054	0.106	0.154	0.200	0.243	0.284	0.323	0.360	0.395	0.428	0.000
10	.056	0.108	0.158	0.204	0.249	0.290	0.330	0.367	0.402	0.436	0.001
11	.057	0.110	0.160	0.208	0.252	0.295	0.334	0.372	0.408	0.441	0.001
12	.057	0.111	0.162	0.210	0.255	0.298	0.338	0.376	0.411	0.445	0.001
13	.058	0.112	0.163	0.212	0.257	0.300	0.340	0.378	0.414	0.448	0.001
14	.058	0.113	0.164	0.213	0.259	0.302	0.342	0.380	0.416	0.450	0.001
15	.058	0.113	0.165	0.214	0.260	0.303	0.344	0.382	0.418	0.452	0.002

COLUMN XX IS SINGLE SITE STARTING DAY AFTER HEAVY RAIN

UNCONDITIONAL PROBABILITY =.001

STATION M SEPT

INPUT DATA

- .455
- .045
- .433
- .033
- .033

PROBABILITY THAT AT LEAST ONE SITE BECOMES  
READY AFTER WEATHER WATCH IS INSTITUTED

ROW HEADS ARE DAYS SINCE WEATHER WATCH BEGAN  
COLUMN HEADS ARE NUMBER OF SITES AVAILABLE

	1	2	3	4	5	6	7	8	9	10	XX
1	.001	0.002	0.003	0.004	0.005	0.007	0.008	0.009	0.010	0.011	0.
2	.002	0.005	0.007	0.009	0.011	0.013	0.016	0.018	0.020	0.022	0.
3	.003	0.006	0.010	0.013	0.016	0.019	0.022	0.025	0.028	0.031	0.
4	.004	0.008	0.011	0.015	0.019	0.023	0.026	0.030	0.034	0.038	0.000
5	.004	0.008	0.013	0.017	0.021	0.025	0.029	0.033	0.037	0.042	0.000
6	.004	0.009	0.013	0.018	0.022	0.027	0.031	0.035	0.040	0.044	0.000
7	.005	0.009	0.014	0.018	0.023	0.027	0.032	0.036	0.041	0.045	0.000
8	.005	0.009	0.014	0.019	0.023	0.028	0.033	0.037	0.042	0.046	0.000
9	.005	0.010	0.014	0.019	0.024	0.028	0.033	0.038	0.042	0.047	0.000
10	.005	0.010	0.014	0.019	0.024	0.028	0.033	0.038	0.042	0.047	0.000
11	.005	0.010	0.014	0.019	0.024	0.029	0.033	0.038	0.042	0.047	0.000
12	.005	0.010	0.014	0.019	0.024	0.029	0.033	0.038	0.042	0.047	0.000
13	.005	0.010	0.014	0.019	0.024	0.029	0.033	0.038	0.043	0.047	0.000
14	.005	0.010	0.014	0.019	0.024	0.029	0.033	0.038	0.043	0.047	0.000
15	.005	0.010	0.014	0.019	0.024	0.029	0.033	0.038	0.043	0.047	0.000

COLUMN XX IS SINGLE SITE STARTING DAY AFTER HEAVY RAIN

UNCONDITIONAL PROBABILITY =.002

STATION M OCT

INPUT DATA

- .297
- .026
- .451
- .032
- .195

PROBABILITY THAT AT LEAST ONE SITE BECOMES READY AFTER WEATHER WATCH IS INSTITUTED

ROW HEADS ARE DAYS SINCE WEATHER WATCH BEGAN COLUMN HEADS ARE NUMBER OF SITES AVAILABLE

	1	2	3	4	5	6	7	8	9	10	XX
1	.038	0.075	0.110	0.144	0.176	0.208	0.238	0.267	0.295	0.321	0.
2	.076	0.147	0.212	0.272	0.328	0.379	0.426	0.470	0.511	0.548	0.
3	.105	0.200	0.284	0.359	0.427	0.487	0.541	0.589	0.633	0.671	0.
4	.125	0.234	0.330	0.413	0.487	0.551	0.607	0.656	0.699	0.736	0.000
5	.137	0.256	0.358	0.446	0.522	0.588	0.644	0.693	0.735	0.772	0.001
6	.145	0.269	0.375	0.466	0.543	0.610	0.666	0.715	0.756	0.791	0.003
7	.150	0.278	0.386	0.478	0.557	0.623	0.680	0.728	0.769	0.804	0.005
8	.154	0.284	0.394	0.487	0.566	0.633	0.689	0.737	0.778	0.812	0.007
9	.157	0.289	0.400	0.494	0.574	0.641	0.697	0.744	0.784	0.818	0.010
10	.159	0.293	0.406	0.501	0.580	0.647	0.703	0.751	0.790	0.824	0.013
11	.162	0.298	0.411	0.507	0.587	0.654	0.710	0.757	0.796	0.829	0.016
12	.164	0.302	0.417	0.513	0.593	0.660	0.716	0.762	0.802	0.834	0.019
13	.167	0.306	0.422	0.519	0.599	0.666	0.722	0.768	0.807	0.839	0.022
14	.170	0.310	0.427	0.524	0.605	0.672	0.728	0.774	0.812	0.844	0.025

COLUMN XX IS SINGLE SITE STARTING DAY AFTER HEAVY RAIN

UNCONDITIONAL PROBABILITY =.006

STATION M MOV

INPUT DATA

.060  
.007  
.400  
.033  
.500

PROBABILITY THAT AT LEAST ONE SITE BECOMES  
READY AFTER WEATHER WATCH IS INSTITUTED

ROW HEADS ARE DAYS SINCE WEATHER WATCH BEGAN  
COLUMN HEADS ARE NUMBER OF SITES AVAILABLE

	1	2	3	4	5	6	7	8	9	10	XX
1	0.	0.	0.	0.	0.	0.	0.	0.	0.	0.	0.
2	.250	0.437	0.578	0.684	0.763	0.822	0.867	0.900	0.925	0.944	0.
3	.470	0.719	0.851	0.921	0.958	0.978	0.988	0.994	0.997	0.998	0.
4	.615	0.852	0.943	0.978	0.992	0.997	0.999	1.000	1.000	1.000	0.
5	.700	0.910	0.973	0.992	0.998	0.999	1.000	1.000	1.000	1.000	0.031
6	.748	0.937	0.984	0.996	0.999	1.000	1.000	1.000	1.000	1.000	0.103
7	.779	0.951	0.989	0.998	0.999	1.000	1.000	1.000	1.000	1.000	0.201
8	.803	0.961	0.992	0.998	1.000	1.000	1.000	1.000	1.000	1.000	0.307
9	.825	0.969	0.995	0.999	1.000	1.000	1.000	1.000	1.000	1.000	0.408
10	.846	0.976	0.996	0.999	1.000	1.000	1.000	1.000	1.000	1.000	0.495
11	.866	0.982	0.998	1.000	1.000	1.000	1.000	1.000	1.000	1.000	0.569
12	.884	0.987	0.998	1.000	1.000	1.000	1.000	1.000	1.000	1.000	0.630
13	.900	0.990	0.999	1.000	1.000	1.000	1.000	1.000	1.000	1.000	0.681
14	.914	0.993	0.999	1.000	1.000	1.000	1.000	1.000	1.000	1.000	0.725
15	.926	0.995	1.000	1.000	1.000	1.000	1.000	1.000	1.000	1.000	0.762

COLUMN XX IS SINGLE SITE STARTING DAY AFTER HEAVY RAIN

UNCONDITIONAL PROBABILITY =.556

STATION M DEC

INPUT DATA

.015  
.001  
.419  
.565

PROBABILITY THAT AT LEAST ONE SITE BECOMES  
READY AFTER WEATHER WATCH IS INSTITUTED

ROW HEADS ARE DAYS SINCE WEATHER WATCH BEGAN  
COLUMN HEADS ARE NUMBER OF SITES AVAILABLE

	1	2	3	4	5	6	7	8	9	10	XX
1	0.	0.	0.	0.	0.	0.	0.	0.	0.	0.	0.
2	.319	0.537	0.684	0.785	0.854	0.900	0.932	0.954	0.969	0.979	0.
3	.587	0.829	0.930	0.971	0.988	0.995	0.998	0.999	1.000	1.000	0.
4	.756	0.940	0.985	0.996	0.999	1.000	1.000	1.000	1.000	1.000	0.
5	.850	0.978	0.997	0.999	1.000	1.000	1.000	1.000	1.000	1.000	0.058
6	.901	0.990	0.999	1.000	1.000	1.000	1.000	1.000	1.000	1.000	0.179
7	.929	0.995	1.000	1.000	1.000	1.000	1.000	1.000	1.000	1.000	0.334
8	.946	0.997	1.000	1.000	1.000	1.000	1.000	1.000	1.000	1.000	0.488
9	.958	0.998	1.000	1.000	1.000	1.000	1.000	1.000	1.000	1.000	0.621
10	.967	0.999	1.000	1.000	1.000	1.000	1.000	1.000	1.000	1.000	0.725
11	.975	0.999	1.000	1.000	1.000	1.000	1.000	1.000	1.000	1.000	0.802
12	.981	1.000	1.000	1.000	1.000	1.000	1.000	1.000	1.000	1.000	0.857
13	.986	1.000	1.000	1.000	1.000	1.000	1.000	1.000	1.000	1.000	0.896
14	.990	1.000	1.000	1.000	1.000	1.000	1.000	1.000	1.000	1.000	0.924
15	.992	1.000	1.000	1.000	1.000	1.000	1.000	1.000	1.000	1.000	0.944

COLUMN XX IS SINGLE SITE STARTING DAY AFTER HEAVY RAIN

UNCONDITIONAL PROBABILITY =.874

SECRET

STATION N JAN

INPUT DATA

.009  
.023  
.097  
.161  
.710

PROBABILITY THAT AT LEAST ONE SITE BECOMES  
READY AFTER WEATHER WATCH IS INSTITUTED

ROW HEADS ARE DAYS SINCE WEATHER WATCH BEGAN  
COLUMN HEADS ARE NUMBER OF SITES AVAILABLE

	1	2	3	4	5	6	7	8	9	10	XX
1	0.	0.	0.	0.	0.	0.	0.	0.	0.	0.	0.
2	.504	0.754	0.878	0.940	0.970	0.985	0.993	0.996	0.998	0.999	0.
3	.831	0.971	0.995	0.999	1.000	1.000	1.000	1.000	1.000	1.000	0.
4	.931	0.995	1.000	1.000	1.000	1.000	1.000	1.000	1.000	1.000	0.
5	.961	0.998	1.000	1.000	1.000	1.000	1.000	1.000	1.000	1.000	0.180
6	.973	0.999	1.000	1.000	1.000	1.000	1.000	1.000	1.000	1.000	0.530
7	.981	1.000	1.000	1.000	1.000	1.000	1.000	1.000	1.000	1.000	0.772
8	.988	1.000	1.000	1.000	1.000	1.000	1.000	1.000	1.000	1.000	0.889
9	.993	1.000	1.000	1.000	1.000	1.000	1.000	1.000	1.000	1.000	0.940
10	.996	1.000	1.000	1.000	1.000	1.000	1.000	1.000	1.000	1.000	0.964
11	.998	1.000	1.000	1.000	1.000	1.000	1.000	1.000	1.000	1.000	0.977
12	.999	1.000	1.000	1.000	1.000	1.000	1.000	1.000	1.000	1.000	0.986
13	.999	1.000	1.000	1.000	1.000	1.000	1.000	1.000	1.000	1.000	0.992
14	.000	1.000	1.000	1.000	1.000	1.000	1.000	1.000	1.000	1.000	0.995
15	.000	1.000	1.000	1.000	1.000	1.000	1.000	1.000	1.000	1.000	0.997

COLUMN XX IS SINGLE SITE STARTING DAY AFTER HEAVY RAIN

UNCONDITIONAL PROBABILITY =.888

SECRET

STATION N FEB

INPUT DATA

- .061
- .010
- .214
- .143
- .572

PROBABILITY THAT AT LEAST ONE SITE BECOMES  
 READY AFTER WEATHER WATCH IS INSTITUTED

ROW HEADS ARE DAYS SINCE WEATHER WATCH BEGAN  
 COLUMN HEADS ARE NUMBER OF SITES AVAILABLE

	1	2	3	4	5	6	7	8	9	10	XX
1	.0	.0	.0	.0	.0	.0	.0	.0	.0	.0	.0
2	.327	0.547	0.695	0.795	0.862	0.907	0.938	0.958	0.972	0.981	0.
3	.599	0.839	0.936	0.974	0.990	0.996	0.998	0.999	1.000	1.000	0.
4	.735	0.930	0.981	0.995	0.999	1.000	1.000	1.000	1.000	1.000	0.
5	.790	0.956	0.991	0.998	1.000	1.000	1.000	1.000	1.000	1.000	0.061
6	.815	0.966	0.994	0.999	1.000	1.000	1.000	1.000	1.000	1.000	0.210
7	.835	0.973	0.996	0.999	1.000	1.000	1.000	1.000	1.000	1.000	0.379
8	.859	0.980	0.997	1.000	1.000	1.000	1.000	1.000	1.000	1.000	0.519
9	.884	0.987	0.998	1.000	1.000	1.000	1.000	1.000	1.000	1.000	0.620
10	.907	0.991	0.999	1.000	1.000	1.000	1.000	1.000	1.000	1.000	0.692
11	.926	0.994	1.000	1.000	1.000	1.000	1.000	1.000	1.000	1.000	0.746
12	.940	0.996	1.000	1.000	1.000	1.000	1.000	1.000	1.000	1.000	0.790
13	.951	0.998	1.000	1.000	1.000	1.000	1.000	1.000	1.000	1.000	0.827
14	.960	0.998	1.000	1.000	1.000	1.000	1.000	1.000	1.000	1.000	0.859
15	.967	0.999	1.000	1.000	1.000	1.000	1.000	1.000	1.000	1.000	0.885

COLUMN XX IS SINGLE SITE STARTING DAY AFTER HEAVY RAIN

UNCONDITIONAL PROBABILITY = .606

STATION N MAR

INPUT DATA

- .147
- .047
- .097
- .161
- .548

PROBABILITY THAT AT LEAST ONE SITE BECOMES  
READY AFTER WEATHER WATCH IS INSTITUTED

ROW HEADS ARE DAYS SINCE WEATHER WATCH BEGAN  
COLUMN HEADS ARE NUMBER OF SITES AVAILABLE

	1	2	3	4	5	6	7	8	9	10	XX
1	0.	0.	0.	0.	0.	0.	0.	0.	0.	0.	0.
2	.300	0.510	0.657	0.760	0.832	0.883	0.918	0.943	0.960	0.972	0.
3	.512	0.762	0.884	0.943	0.972	0.986	0.993	0.997	0.998	0.999	0.
4	.585	0.828	0.929	0.970	0.988	0.995	0.998	0.999	1.000	1.000	0.
5	.612	0.849	0.941	0.977	0.991	0.997	0.999	0.999	1.000	1.000	0.049
6	.629	0.863	0.949	0.981	0.993	0.997	0.999	1.000	1.000	1.000	0.165
7	.657	0.882	0.960	0.986	0.995	0.998	0.999	1.000	1.000	1.000	0.274
8	.692	0.905	0.971	0.991	0.997	0.999	1.000	1.000	1.000	1.000	0.357
9	.727	0.925	0.980	0.994	0.998	1.000	1.000	1.000	1.000	1.000	0.422
10	.757	0.941	0.986	0.996	0.999	1.000	1.000	1.000	1.000	1.000	0.477
11	.782	0.952	0.990	0.998	1.000	1.000	1.000	1.000	1.000	1.000	0.528
12	.804	0.961	0.992	0.999	1.000	1.000	1.000	1.000	1.000	1.000	0.576
13	.823	0.969	0.994	0.999	1.000	1.000	1.000	1.000	1.000	1.000	0.619
14	.841	0.975	0.996	0.999	1.000	1.000	1.000	1.000	1.000	1.000	0.658
15	.857	0.980	0.997	1.000	1.000	1.000	1.000	1.000	1.000	1.000	0.693

COLUMN XX IS SINGLE SITE STARTING DAY AFTER HEAVY RAIN

UNCONDITIONAL PROBABILITY =.294

STATION N APR

INPUT DATA

- .154
- .013
- .167
- .233
- .433

PROBABILITY THAT AT LEAST ONE SITE BECOMES READY AFTER WEATHER WATCH IS INSTITUTED

ROW HEADS ARE DAYS SINCE WEATHER WATCH BEGAN COLUMN HEADS ARE NUMBER OF SITES AVAILABLE

	1	2	3	4	5	6	7	8	9	10	XX
1	.0	0.	0.	0.	0.	0.	0.	0.	0.	0.	0.
2	.187	0.340	0.464	0.564	0.646	0.712	0.766	0.810	0.846	0.875	0.
3	.410	0.652	0.795	0.879	0.929	0.958	0.975	0.985	0.991	0.995	0.
4	.519	0.768	0.888	0.946	0.974	0.988	0.994	0.997	0.999	0.999	0.
5	.559	0.806	0.914	0.962	0.983	0.993	0.997	0.999	0.999	1.000	0.015
6	.576	0.820	0.924	0.968	0.986	0.994	0.998	0.999	1.000	1.000	0.077
7	.592	0.834	0.932	0.972	0.989	0.995	0.998	0.999	1.000	1.000	0.163
8	.616	0.853	0.943	0.978	0.992	0.997	0.999	1.000	1.000	1.000	0.243
9	.646	0.875	0.956	0.984	0.994	0.998	0.999	1.000	1.000	1.000	0.309
10	.676	0.895	0.966	0.989	0.996	0.999	1.000	1.000	1.000	1.000	0.364
11	.703	0.912	0.974	0.992	0.998	0.999	1.000	1.000	1.000	1.000	0.411
12	.727	0.926	0.980	0.994	0.998	1.000	1.000	1.000	1.000	1.000	0.455
13	.749	0.937	0.984	0.996	0.999	1.000	1.000	1.000	1.000	1.000	0.497
14	.768	0.946	0.987	0.997	0.999	1.000	1.000	1.000	1.000	1.000	0.536
15	.786	0.954	0.990	0.998	1.000	1.000	1.000	1.000	1.000	1.000	0.573

COLUMN XX IS SINGLE SITE STARTING DAY AFTER HEAVY RAIN

UNCONDITIONAL PROBABILITY =.262

STATION N MAY

INPUT DATA

- .394
- .025
- .226
- .194
- .161

PROBABILITY THAT AT LEAST ONE SITE BECOMES  
READY AFTER WEATHER WATCH IS INSTITUTED

ROW HEADS ARE DAYS SINCE WEATHER WATCH BEGAN  
COLUMN HEADS ARE NUMBER OF SITES AVAILABLE

	1	2	3	4	5	6	7	8	9	10	XX
1	0.	0.	0.	0.	0.	0.	0.	0.	0.	0.	0.
2	.026	0.051	0.076	0.100	0.123	0.146	0.168	0.189	0.211	0.231	0.
3	.067	0.129	0.187	0.241	0.291	0.338	0.382	0.423	0.462	0.498	0.
4	.094	0.178	0.255	0.325	0.388	0.446	0.497	0.545	0.587	0.626	0.
5	.107	0.203	0.289	0.365	0.433	0.494	0.548	0.597	0.640	0.679	0.000
6	.113	0.214	0.303	0.382	0.452	0.514	0.569	0.618	0.661	0.700	0.001
7	.116	0.219	0.310	0.390	0.461	0.523	0.579	0.628	0.671	0.709	0.002
8	.118	0.222	0.314	0.395	0.466	0.529	0.585	0.634	0.677	0.715	0.004
9	.120	0.225	0.318	0.399	0.471	0.534	0.590	0.639	0.682	0.720	0.006
10	.121	0.228	0.322	0.404	0.476	0.540	0.596	0.645	0.688	0.726	0.009
11	.123	0.231	0.326	0.409	0.482	0.546	0.602	0.651	0.694	0.732	0.011
12	.125	0.235	0.331	0.415	0.488	0.552	0.608	0.658	0.701	0.738	0.014
13	.127	0.239	0.336	0.420	0.494	0.559	0.615	0.664	0.707	0.744	0.016
14	.130	0.242	0.341	0.426	0.500	0.565	0.621	0.671	0.713	0.750	0.018
15	.132	0.246	0.345	0.432	0.506	0.571	0.628	0.677	0.719	0.756	0.021

COLUMN XX IS SINGLE SITE STARTING DAY AFTER HEAVY RAIN

UNCONDITIONAL PROBABILITY = .006

STATION N JUNE

INPUT DATA

.475  
.025  
.333  
.100  
.067

PROBABILITY THAT AT LEAST ONE SITE BECOMES  
READY AFTER WEATHER WATCH IS INSTITUTED

ROW HEADS ARE DAYS SINCE WEATHER WATCH BEGAN  
COLUMN HEADS ARE NUMBER OF SITES AVAILABLE

	1	2	3	4	5	6	7	8	9	10	XX
1	.004	0.009	0.013	0.018	0.022	0.027	0.031	0.035	0.040	0.044	0.
2	.010	0.021	0.031	0.041	0.051	0.061	0.071	0.081	0.091	0.100	0.
3	.015	0.030	0.045	0.060	0.074	0.088	0.102	0.116	0.129	0.143	0.
4	.018	0.036	0.054	0.071	0.088	0.105	0.121	0.137	0.153	0.169	0.000
5	.020	0.040	0.059	0.078	0.096	0.114	0.132	0.149	0.167	0.183	0.000
6	.021	0.041	0.062	0.081	0.100	0.119	0.138	0.156	0.173	0.191	0.000
7	.021	0.042	0.063	0.083	0.103	0.122	0.141	0.159	0.177	0.195	0.000
8	.022	0.043	0.064	0.084	0.104	0.123	0.142	0.161	0.179	0.196	0.000
9	.022	0.043	0.064	0.084	0.104	0.124	0.143	0.161	0.180	0.198	0.000
10	.022	0.043	0.064	0.085	0.105	0.124	0.143	0.162	0.180	0.198	0.000
11	.022	0.043	0.064	0.085	0.105	0.124	0.144	0.162	0.181	0.199	0.000
12	.022	0.043	0.064	0.085	0.105	0.125	0.144	0.163	0.181	0.199	0.000
13	.022	0.044	0.065	0.085	0.105	0.125	0.144	0.163	0.181	0.199	0.000
14	.022	0.044	0.065	0.085	0.105	0.125	0.144	0.163	0.181	0.199	0.000
15	.022	0.044	0.065	0.085	0.105	0.125	0.144	0.163	0.182	0.200	0.000

COLUMN XX IS SINGLE SITE STARTING DAY AFTER HEAVY RAIN

UNCONDITIONAL PROBABILITY =.000

STATION N JULY

INPUT DATA

.310  
.013  
.580  
.097

PROBABILITY THAT AT LEAST ONE SITE BECOMES  
READY AFTER WEATHER WATCH IS INSTITUTED

ROW HEADS ARE DAYS SINCE WEATHER WATCH BEGAN  
COLUMN HEADS ARE NUMBER OF SITES AVAILABLE

	1	2	3	4	5	6	7	8	9	10	XX
1 .	0.	0.	0.	0.	0.	0.	0.	0.	0.	0.	0.
2 .	0.	0.	0.	0.	0.	0.	0.	0.	0.	0.	0.
3 .	0.	0.	0.	0.	0.	0.	0.	0.	0.	0.	0.
4 .000	0.000	0.000	0.000	0.000	0.000	0.001	0.001	0.001	0.001	0.001	0.000
5 .000	0.001	0.001	0.001	0.001	0.001	0.002	0.002	0.002	0.002	0.003	0.000
6 .001	0.001	0.002	0.002	0.002	0.003	0.004	0.004	0.004	0.005	0.005	0.000
7 .001	0.002	0.003	0.003	0.004	0.005	0.006	0.007	0.008	0.009	0.009	0.000
8 .001	0.003	0.004	0.004	0.005	0.007	0.008	0.009	0.010	0.010	0.012	0.000
9 .002	0.003	0.005	0.005	0.007	0.008	0.010	0.011	0.011	0.013	0.015	0.000
10 .002	0.004	0.006	0.006	0.008	0.010	0.012	0.013	0.013	0.015	0.017	0.000
11 .002	0.004	0.007	0.007	0.009	0.011	0.013	0.015	0.015	0.017	0.019	0.000
12 .002	0.005	0.007	0.007	0.009	0.012	0.014	0.017	0.017	0.019	0.021	0.000
13 .003	0.005	0.008	0.008	0.010	0.013	0.015	0.018	0.020	0.020	0.023	0.000
14 .003	0.005	0.008	0.008	0.011	0.013	0.016	0.018	0.021	0.021	0.024	0.000
15 .003	0.005	0.008	0.008	0.011	0.014	0.016	0.019	0.022	0.022	0.024	0.000

COLUMN XX IS SINGLE SITE STARTING DAY AFTER HEAVY RAIN

UNCONDITIONAL PROBABILITY =.000

STATION N AUG

INPUT DATA

- .574
- .071
- .323
- .032
- .

PROBABILITY THAT AT LEAST ONE SITE BECOMES READY AFTER WEATHER WATCH IS INSTITUTED

ROW HEADS ARE DAYS SINCE WEATHER WATCH BEGAN COLUMN HEADS ARE NUMBER OF SITES AVAILABLE

	1	2	3	4	5	6	7	8	9	10	XX
1	.000	0.000	0.000	0.000	0.000	0.000	0.000	0.000	0.000	0.000	0.000
2	.000	0.000	0.000	0.000	0.000	0.000	0.000	0.000	0.000	0.000	0.000
3	.000	0.000	0.000	0.000	0.000	0.000	0.000	0.000	0.000	0.000	0.000
4	.000	0.000	0.000	0.000	0.000	0.000	0.000	0.000	0.000	0.000	0.000
5	.000	0.000	0.000	0.000	0.000	0.000	0.000	0.000	0.000	0.000	0.000
6	.000	0.000	0.000	0.000	0.000	0.000	0.000	0.000	0.000	0.000	0.000
7	.000	0.000	0.000	0.000	0.000	0.000	0.000	0.000	0.000	0.000	0.000
8	.000	0.000	0.000	0.000	0.000	0.000	0.000	0.000	0.000	0.000	0.000
9	.000	0.000	0.000	0.000	0.000	0.000	0.000	0.000	0.000	0.000	0.000
10	.000	0.000	0.000	0.000	0.000	0.000	0.000	0.000	0.000	0.000	0.000
11	.000	0.000	0.000	0.000	0.000	0.000	0.000	0.000	0.000	0.000	0.000
12	.000	0.000	0.000	0.000	0.000	0.000	0.000	0.000	0.000	0.000	0.000
13	.000	0.000	0.000	0.000	0.000	0.000	0.000	0.000	0.000	0.000	0.000
14	.000	0.000	0.000	0.000	0.000	0.000	0.000	0.000	0.000	0.000	0.000
15	.000	0.000	0.000	0.000	0.000	0.000	0.000	0.000	0.000	0.000	0.000

COLUMN XX IS SINGLE SITE STARTING DAY AFTER HEAVY RAIN

UNCONDITIONAL PROBABILITY =.000

STATION N SEPT

INPUT DATA

.470  
.030  
.167  
.200  
.133

PROBABILITY THAT AT LEAST ONE SITE BECOMES  
READY AFTER WEATHER WATCH IS INSTITUTED

ROW HEADS ARE DAYS SINCE WEATHER WATCH BEGAN  
COLUMN HEADS ARE NUMBER OF SITES AVAILABLE

	1	2	3	4	5	6	7	8	9	10	XX
1	0.	0.	0.	0.	0.	0.	0.	0.	0.	0.	0.
2	.018	0.035	0.052	0.069	0.085	0.102	0.117	0.133	0.148	0.163	0.
3	.047	0.092	0.135	0.176	0.215	0.252	0.287	0.321	0.353	0.383	0.
4	.064	0.124	0.180	0.232	0.282	0.328	0.371	0.411	0.449	0.484	0.
5	.071	0.137	0.198	0.255	0.308	0.357	0.403	0.445	0.485	0.521	0.000
6	.074	0.142	0.205	0.264	0.318	0.368	0.415	0.458	0.498	0.535	0.000
7	.075	0.144	0.208	0.267	0.322	0.372	0.419	0.463	0.503	0.540	0.001
8	.075	0.145	0.210	0.269	0.324	0.375	0.422	0.466	0.506	0.543	0.002
9	.076	0.146	0.211	0.271	0.327	0.378	0.425	0.469	0.510	0.547	0.003
10	.077	0.148	0.213	0.274	0.330	0.381	0.429	0.473	0.513	0.551	0.004
11	.078	0.149	0.216	0.277	0.333	0.385	0.433	0.477	0.517	0.555	0.005
12	.079	0.151	0.218	0.279	0.336	0.388	0.436	0.481	0.521	0.559	0.006
13	.080	0.153	0.220	0.282	0.339	0.392	0.440	0.485	0.526	0.563	0.007
14	.080	0.154	0.222	0.285	0.342	0.395	0.444	0.489	0.530	0.568	0.008
15	.081	0.156	0.225	0.288	0.346	0.399	0.448	0.493	0.534	0.572	0.009

COLUMN XX IS SINGLE SITE STARTING DAY AFTER HEAVY RAIN

UNCONDITIONAL PROBABILITY = .002

STATION N OCT

INPUT DATA

- .153
- .008
- .322
- .194
- .323

PROBABILITY THAT AT LEAST ONE SITE BECOMES  
READY AFTER WEATHER WATCH IS INSTITUTED

ROW HEADS ARE DAYS SINCE WEATHER WATCH BEGAN  
COLUMN HEADS ARE NUMBER OF SITES AVAILABLE

	1	2	3	4	5	6	7	8	9	10	XX
1	.00	.00	.00	.00	.00	.00	.00	.00	.00	.00	.00
2	.104	0.198	0.281	0.356	0.424	0.484	0.538	0.586	0.629	0.668	0.00
3	.249	0.436	0.577	0.682	0.762	0.821	0.866	0.899	0.924	0.943	0.00
4	.362	0.593	0.740	0.834	0.894	0.932	0.957	0.972	0.982	0.989	0.00
5	.431	0.676	0.816	0.895	0.940	0.966	0.981	0.989	0.994	0.996	0.004
6	.469	0.718	0.850	0.920	0.958	0.978	0.988	0.994	0.997	0.998	0.019
7	.491	0.741	0.868	0.933	0.966	0.983	0.991	0.995	0.998	0.999	0.050
8	.507	0.757	0.880	0.941	0.971	0.986	0.993	0.997	0.998	0.999	0.091
9	.523	0.773	0.892	0.948	0.975	0.988	0.994	0.997	0.999	0.999	0.136
10	.541	0.790	0.903	0.956	0.980	0.991	0.996	0.998	0.999	1.000	0.180
11	.561	0.807	0.915	0.963	0.984	0.993	0.997	0.999	0.999	1.000	0.222
12	.581	0.825	0.927	0.969	0.987	0.995	0.998	0.999	1.000	1.000	0.260
13	.601	0.841	0.937	0.975	0.990	0.996	0.998	0.999	1.000	1.000	0.295
14	.620	0.856	0.945	0.979	0.992	0.997	0.999	1.000	1.000	1.000	0.327
15	.638	0.869	0.953	0.983	0.994	0.998	0.999	1.000	1.000	1.000	0.358

COLUMN XX IS SINGLE SITE STARTING DAY AFTER HEAVY RAIN

UNCONDITIONAL PROBABILITY =.189

STATION N NOV

INPUT DATA

- .054
- .013
- .200
- .233
- .500

PROBABILITY THAT AT LEAST ONE SITE BECOMES READY AFTER WEATHER WATCH IS INSTITUTED

ROW HEADS ARE DAYS SINCE WEATHER WATCH BEGAN COLUMN HEADS ARE NUMBER OF SITES AVAILABLE

	1	2	3	4	5	6	7	8	9	10	XX
1	.250	0.437	0.578	0.684	0.763	0.822	0.867	0.900	0.925	0.944	0.
2	.551	0.799	0.910	0.959	0.982	0.992	0.996	0.998	0.999	1.000	0.
3	.716	0.919	0.977	0.994	0.998	0.999	1.000	1.000	1.000	1.000	0.
4	.787	0.955	0.990	0.998	1.000	1.000	1.000	1.000	1.000	1.000	0.031
5	.816	0.966	0.994	0.999	1.000	1.000	1.000	1.000	1.000	1.000	0.153
6	.835	0.973	0.996	0.999	1.000	1.000	1.000	1.000	1.000	1.000	0.321
7	.856	0.979	0.997	1.000	1.000	1.000	1.000	1.000	1.000	1.000	0.475
8	.879	0.985	0.998	1.000	1.000	1.000	1.000	1.000	1.000	1.000	0.591
9	.902	0.990	0.999	1.000	1.000	1.000	1.000	1.000	1.000	1.000	0.673
10	.922	0.994	1.000	1.000	1.000	1.000	1.000	1.000	1.000	1.000	0.733
11	.937	0.996	1.000	1.000	1.000	1.000	1.000	1.000	1.000	1.000	0.779
12	.949	0.997	1.000	1.000	1.000	1.000	1.000	1.000	1.000	1.000	0.817
13	.959	0.998	1.000	1.000	1.000	1.000	1.000	1.000	1.000	1.000	0.850
14	.966	0.999	1.000	1.000	1.000	1.000	1.000	1.000	1.000	1.000	0.877

COLUMN XX IS SINGLE SITE STARTING DAY AFTER HEAVY RAIN

UNCONDITIONAL PROBABILITY =.619

STATION N DEC

INPUT DATA

- .026
- .006
- .226
- .194
- .548

PROBABILITY THAT AT LEAST ONE SITE BECOMES  
READY AFTER WEATHER WATCH IS INSTITUTED

ROW HEADS ARE DAYS SINCE WEATHER WATCH BEGAN  
COLUMN HEADS ARE NUMBER OF SITES AVAILABLE

	1	2	3	4	5	6	7	8	9	10	XX
1	.000	.000	.000	.000	.000	.000	.000	.000	.000	.000	.000
2	.300	0.510	0.657	0.760	0.832	0.883	0.918	0.943	0.960	0.972	0.972
3	.616	0.853	0.943	0.978	0.992	0.997	0.999	1.000	1.000	1.000	1.000
4	.792	0.957	0.991	0.998	1.000	1.000	1.000	1.000	1.000	1.000	1.000
5	.870	0.983	0.998	1.000	1.000	1.000	1.000	1.000	1.000	1.000	1.000
6	.902	0.990	0.999	1.000	1.000	1.000	1.000	1.000	1.000	1.000	1.000
7	.918	0.993	0.999	1.000	1.000	1.000	1.000	1.000	1.000	1.000	1.000
8	.932	0.995	1.000	1.000	1.000	1.000	1.000	1.000	1.000	1.000	1.000
9	.947	0.997	1.000	1.000	1.000	1.000	1.000	1.000	1.000	1.000	1.000
10	.960	0.998	1.000	1.000	1.000	1.000	1.000	1.000	1.000	1.000	1.000
11	.971	0.999	1.000	1.000	1.000	1.000	1.000	1.000	1.000	1.000	1.000
12	.979	1.000	1.000	1.000	1.000	1.000	1.000	1.000	1.000	1.000	1.000
13	.985	1.000	1.000	1.000	1.000	1.000	1.000	1.000	1.000	1.000	1.000
14	.989	1.000	1.000	1.000	1.000	1.000	1.000	1.000	1.000	1.000	1.000
15	.992	1.000	1.000	1.000	1.000	1.000	1.000	1.000	1.000	1.000	1.000

COLUMN XX IS SINGLE SITE STARTING DAY AFTER HEAVY RAIN

UNCONDITIONAL PROBABILITY = .799

STATION P JAN

INPUT DATA

- .011
- .054
- .483
- .
- .452

PROBABILITY THAT AT LEAST ONE SITE BECOMES  
READY AFTER WEATHER WATCH IS INSTITUTED

ROW HEADS ARE DAYS SINCE WEATHER WATCH BEGAN  
COLUMN HEADS ARE NUMBER OF SITES AVAILABLE

	1	2	3	4	5	6	7	8	9	10	XX
1	.0	.0	.0	.0	.0	.0	.0	.0	.0	.0	.0
2	.204	0.367	0.496	0.599	0.681	0.746	0.798	0.839	0.872	0.898	0.
3	.413	0.655	0.797	0.881	0.930	0.959	0.976	0.986	0.992	0.995	0.
4	.577	0.821	0.924	0.968	0.986	0.994	0.998	0.999	1.000	1.000	0.
5	.696	0.908	0.972	0.991	0.997	0.999	1.000	1.000	1.000	1.000	0.019
6	.779	0.951	0.989	0.998	0.999	1.000	1.000	1.000	1.000	1.000	0.069
7	.836	0.973	0.996	0.999	1.000	1.000	1.000	1.000	1.000	1.000	0.148
8	.876	0.985	0.998	1.000	1.000	1.000	1.000	1.000	1.000	1.000	0.248
9	.904	0.991	0.999	1.000	1.000	1.000	1.000	1.000	1.000	1.000	0.356
10	.924	0.994	1.000	1.000	1.000	1.000	1.000	1.000	1.000	1.000	0.461
11	.940	0.996	1.000	1.000	1.000	1.000	1.000	1.000	1.000	1.000	0.558
12	.951	0.998	1.000	1.000	1.000	1.000	1.000	1.000	1.000	1.000	0.642
13	.961	0.998	1.000	1.000	1.000	1.000	1.000	1.000	1.000	1.000	0.713
14	.969	0.999	1.000	1.000	1.000	1.000	1.000	1.000	1.000	1.000	0.772
15	.975	0.999	1.000	1.000	1.000	1.000	1.000	1.000	1.000	1.000	0.819

COLUMN XX IS SINGLE SITE STARTING DAY AFTER HEAVY RAIN

UNCONDITIONAL PROBABILITY =.711

STATION P FEB

INPUT DATA

- .057
- .014
- .357
- .107
- .465

PROBABILITY THAT AT LEAST ONE SITE BECOMES  
READY AFTER WEATHER WATCH IS INSTITUTED

ROW HEADS ARE DAYS SINCE WEATHER WATCH BEGAN  
COLUMN HEADS ARE NUMBER OF SITES AVAILABLE

	1	2	3	4	5	6	7	8	9	10	XX
1	.0	.0	.0	.0	.0	.0	.0	.0	.0	.0	.0
2	.216	0.386	0.519	0.623	0.704	0.768	0.818	0.858	0.888	0.913	0.
3	.436	0.682	0.820	0.899	0.943	0.968	0.982	0.990	0.994	0.997	0.
4	.592	0.833	0.932	0.972	0.989	0.995	0.998	0.999	1.000	1.000	0.
5	.687	0.902	0.969	0.990	0.997	0.999	1.000	1.000	1.000	1.000	0.022
6	.741	0.933	0.983	0.996	0.999	1.000	1.000	1.000	1.000	1.000	0.083
7	.774	0.949	0.989	0.997	0.999	1.000	1.000	1.000	1.000	1.000	0.177
8	.799	0.960	0.992	0.998	1.000	1.000	1.000	1.000	1.000	1.000	0.265
9	.820	0.968	0.994	0.999	1.000	1.000	1.000	1.000	1.000	1.000	0.390
10	.841	0.975	0.996	0.999	1.000	1.000	1.000	1.000	1.000	1.000	0.483
11	.862	0.981	0.997	1.000	1.000	1.000	1.000	1.000	1.000	1.000	0.561
12	.881	0.986	0.998	1.000	1.000	1.000	1.000	1.000	1.000	1.000	0.625
13	.897	0.989	0.999	1.000	1.000	1.000	1.000	1.000	1.000	1.000	0.677
14	.912	0.992	0.999	1.000	1.000	1.000	1.000	1.000	1.000	1.000	0.721
15	.924	0.994	1.000	1.000	1.000	1.000	1.000	1.000	1.000	1.000	0.759

COLUMN XX IS SINGLE SITE STARTING DAY AFTER HEAVY RAIN

UNCONDITIONAL PROBABILITY =.552

STATION P MAR

INPUT DATA

- .090
- .007
- .161
- .194
- .548

PROBABILITY THAT AT LEAST ONE SITE BECOMES  
READY AFTER WEATHER WATCH IS INSTITUTED

ROW HEADS ARE DAYS SINCE WEATHER WATCH BEGAN  
COLUMN HEADS ARE NUMBER OF SITES AVAILABLE

	1	2	3	4	5	6	7	8	9	10	XX
1	.300	0.510	0.657	0.760	0.832	0.883	0.918	0.943	0.960	0.972	0.
2	.577	0.821	0.925	0.968	0.987	0.994	0.998	0.999	1.000	1.000	0.
3	.696	0.908	0.972	0.991	0.997	0.999	1.000	1.000	1.000	1.000	0.
4	.736	0.930	0.982	0.995	0.999	1.000	1.000	1.000	1.000	1.000	0.049
5	.753	0.939	0.985	0.996	0.999	1.000	1.000	1.000	1.000	1.000	0.194
6	.774	0.949	0.988	0.997	0.999	1.000	1.000	1.000	1.000	1.000	0.352
7	.803	0.961	0.992	0.998	1.000	1.000	1.000	1.000	1.000	1.000	0.474
8	.835	0.973	0.996	0.999	1.000	1.000	1.000	1.000	1.000	1.000	0.560
9	.863	0.981	0.997	1.000	1.000	1.000	1.000	1.000	1.000	1.000	0.623
10	.886	0.987	0.999	1.000	1.000	1.000	1.000	1.000	1.000	1.000	0.676
11	.903	0.991	0.999	1.000	1.000	1.000	1.000	1.000	1.000	1.000	0.722
12	.918	0.993	0.999	1.000	1.000	1.000	1.000	1.000	1.000	1.000	0.764
13	.930	0.995	1.000	1.000	1.000	1.000	1.000	1.000	1.000	1.000	0.800
14	.940	0.996	1.000	1.000	1.000	1.000	1.000	1.000	1.000	1.000	0.831

COLUMN XX IS SINGLE SITE STARTING DAY AFTER HEAVY RAIN

UNCONDITIONAL PROBABILITY = .495

STATION P APR

INPUT DATA

- .273
- .027
- .100
- .133
- .467

PROBABILITY THAT AT LEAST ONE SITE BECOMES READY AFTER WEATHER WATCH IS INSTITUTED

ROW HEADS ARE DAYS SINCE WEATHER WATCH BEGAN COLUMN HEADS ARE NUMBER OF SITES AVAILABLE

	1	2	3	4	5	6	7	8	9	10	XX
1	.0	.0	.0	.0	.0	.0	.0	.0	.0	.0	.0
2	.218	0.389	0.522	0.626	0.708	0.771	0.821	0.860	0.891	0.915	0.
3	.350	0.578	0.726	0.822	0.884	0.925	0.951	0.968	0.979	0.987	0.
4	.391	0.629	0.774	0.862	0.916	0.949	0.969	0.981	0.988	0.993	0.
5	.402	0.643	0.787	0.873	0.924	0.954	0.973	0.984	0.990	0.994	0.022
6	.412	0.654	0.797	0.880	0.930	0.959	0.976	0.986	0.992	0.995	0.069
7	.430	0.675	0.815	0.895	0.940	0.966	0.981	0.989	0.994	0.996	0.115
8	.454	0.702	0.838	0.911	0.952	0.974	0.986	0.992	0.996	0.998	0.153
9	.479	0.728	0.858	0.926	0.961	0.980	0.990	0.995	0.997	0.999	0.187
10	.501	0.751	0.876	0.938	0.969	0.985	0.992	0.996	0.998	0.999	0.219
11	.521	0.771	0.890	0.947	0.975	0.988	0.994	0.997	0.999	0.999	0.250
12	.540	0.789	0.903	0.955	0.979	0.991	0.996	0.998	0.999	1.000	0.261
13	.559	0.805	0.914	0.962	0.983	0.993	0.997	0.999	0.999	1.000	0.310
14	.577	0.821	0.924	0.968	0.986	0.994	0.998	0.999	1.000	1.000	0.338
15	.594	0.835	0.933	0.973	0.989	0.996	0.998	0.999	1.000	1.000	0.365

COLUMN XX IS SINGLE SITE STARTING DAY AFTER HEAVY RAIN

UNCONDITIONAL PROBABILITY = .107

STATION P MAY

INPUT DATA

.416  
.068  
.161  
.194  
.161

PROBABILITY THAT AT LEAST ONE SITE BECOMES  
READY AFTER WEATHER WATCH IS INSTITUTED

ROW HEADS ARE DAYS SINCE WEATHER WATCH BEGAN  
COLUMN HEADS ARE NUMBER OF SITES AVAILABLE

	1	2	3	4	5	6	7	8	9	10	XX
1	.026	0.051	0.076	0.100	0.123	0.146	0.168	0.189	0.211	0.231	0.
2	.064	0.124	0.181	0.233	0.283	0.329	0.372	0.412	0.450	0.485	0.
3	.086	0.165	0.237	0.302	0.362	0.417	0.467	0.513	0.555	0.593	0.
4	.096	0.182	0.261	0.331	0.396	0.453	0.506	0.553	0.596	0.635	0.000
5	.100	0.190	0.271	0.344	0.409	0.468	0.522	0.569	0.612	0.651	0.001
6	.102	0.194	0.276	0.350	0.416	0.476	0.529	0.577	0.620	0.659	0.002
7	.104	0.196	0.279	0.354	0.421	0.481	0.535	0.583	0.626	0.665	0.004
8	.105	0.199	0.283	0.358	0.426	0.486	0.540	0.588	0.631	0.670	0.006
9	.107	0.202	0.287	0.363	0.431	0.491	0.546	0.594	0.637	0.676	0.008
10	.108	0.205	0.291	0.368	0.436	0.497	0.551	0.600	0.643	0.682	0.010
11	.110	0.208	0.295	0.372	0.441	0.503	0.558	0.606	0.650	0.688	0.012
12	.112	0.211	0.299	0.377	0.447	0.509	0.564	0.612	0.656	0.694	0.014
13	.113	0.214	0.303	0.382	0.452	0.515	0.570	0.619	0.662	0.700	0.016
14	.115	0.217	0.307	0.387	0.458	0.520	0.576	0.625	0.668	0.706	0.018

COLUMN XX IS SINGLE SITE STARTING DAY AFTER HEAVY RAIN

UNCONDITIONAL PROBABILITY =.004

STATION P JUNE

INPUT DATA

- .445
- .055
- .367
- .067
- .067

PROBABILITY THAT AT LEAST ONE SITE BECOMES  
READY AFTER WEATHER WATCH IS INSTITUTED

ROW HEADS ARE DAYS SINCE WEATHER WATCH BEGAN  
COLUMN HEADS ARE NUMBER OF SITES AVAILABLE

	1	2	3	4	5	6	7	8	9	10	XX
1	0.	0.	0.	0.	0.	0.	0.	0.	0.	0.	0.
2	.004	0.009	0.013	0.018	0.022	0.027	0.031	0.035	0.040	0.044	0.
3	.010	0.019	0.028	0.038	0.047	0.056	0.065	0.074	0.083	0.091	0.
4	.013	0.027	0.040	0.053	0.065	0.078	0.090	0.103	0.115	0.127	0.
5	.016	0.032	0.047	0.063	0.078	0.092	0.107	0.121	0.135	0.149	0.000
6	.018	0.035	0.052	0.068	0.085	0.101	0.117	0.132	0.148	0.162	0.000
7	.018	0.037	0.054	0.072	0.089	0.106	0.122	0.139	0.154	0.170	0.000
8	.019	0.038	0.056	0.074	0.091	0.108	0.125	0.142	0.158	0.174	0.000
9	.019	0.038	0.057	0.075	0.093	0.110	0.127	0.144	0.160	0.176	0.000
10	.019	0.038	0.057	0.075	0.093	0.111	0.128	0.145	0.162	0.178	0.000
11	.019	0.039	0.057	0.076	0.094	0.111	0.129	0.146	0.162	0.179	0.000
12	.020	0.039	0.057	0.076	0.094	0.112	0.129	0.146	0.163	0.179	0.000
13	.020	0.039	0.058	0.076	0.094	0.112	0.129	0.146	0.163	0.179	0.000
14	.020	0.039	0.058	0.076	0.094	0.112	0.130	0.147	0.163	0.180	0.000
15	.020	0.039	0.058	0.076	0.095	0.112	0.130	0.147	0.164	0.180	0.000

COLUMN XX IS SINGLE SITE STARTING DAY AFTER HEAVY RAIN

UNCONDITIONAL PROBABILITY =.002

STATION P JULY

INPUT DATA

- .574
- .071
- .226
- .097
- .032

PROBABILITY THAT AT LEAST ONE SITE BECOMES READY AFTER WEATHER WATCH IS INSTITUTED

ROW HEADS ARE DAYS SINCE WEATHER WATCH BEGAN COLUMN HEADS ARE NUMBER OF SITES AVAILABLE

	1	2	3	4	5	6	7	8	9	10	XX
1	.001	0.	0.	0.	0.	0.	0.	0.	0.	0.	0.
2	.002	0.002	0.003	0.004	0.005	0.006	0.007	0.008	0.009	0.010	0.
3	.003	0.005	0.008	0.011	0.013	0.016	0.018	0.021	0.024	0.026	0.
4	.004	0.008	0.011	0.015	0.019	0.023	0.026	0.030	0.034	0.038	0.
5	.004	0.009	0.013	0.018	0.022	0.026	0.031	0.035	0.039	0.044	0.000
6	.005	0.009	0.014	0.019	0.023	0.028	0.033	0.037	0.042	0.046	0.000
7	.005	0.010	0.015	0.019	0.024	0.029	0.034	0.038	0.043	0.048	0.000
8	.005	0.010	0.015	0.020	0.024	0.029	0.034	0.039	0.043	0.048	0.000
9	.005	0.010	0.015	0.020	0.024	0.029	0.034	0.039	0.044	0.048	0.000
10	.005	0.010	0.015	0.020	0.025	0.029	0.034	0.039	0.044	0.048	0.000
11	.005	0.010	0.015	0.020	0.025	0.029	0.034	0.039	0.044	0.048	0.000
12	.005	0.010	0.015	0.020	0.025	0.029	0.034	0.039	0.044	0.049	0.000
13	.005	0.010	0.015	0.020	0.025	0.029	0.034	0.039	0.044	0.049	0.000
14	.005	0.010	0.015	0.020	0.025	0.029	0.034	0.039	0.044	0.049	0.000
15	.005	0.010	0.015	0.020	0.025	0.029	0.034	0.039	0.044	0.049	0.000

COLUMN XX IS SINGLE SITE STARTING DAY AFTER HEAVY RAIN

UNCONDITIONAL PROBABILITY =.000

STATION P AUG

INPUT DATA

- .605
- .039
- .226
- .065
- .065

PROBABILITY THAT AT LEAST ONE SITE BECOMES  
READY AFTER WEATHER WATCH IS INSTITUTED

ROW HEADS ARE DAYS SINCE WEATHER WATCH BEGAN  
COLUMN HEADS ARE NUMBER OF SITES AVAILABLE

	1	2	3	4	5	6	7	8	9	10	XX
1	.004	.008	.013	.017	.021	.025	.029	.033	.037	.041	0.
2	.008	.015	.023	.030	.038	.045	.052	.060	.067	.074	0.
3	.009	.019	.028	.037	.047	.056	.065	.073	.082	.091	0.
4	.010	.020	.030	.040	.050	.060	.070	.079	.089	.098	0.
5	.011	.021	.031	.042	.052	.062	.072	.082	.091	.101	0.
6	.011	.021	.032	.042	.052	.062	.073	.082	.092	.102	0.
7	.011	.021	.032	.042	.053	.063	.073	.083	.093	.102	0.
8	.011	.021	.032	.042	.053	.063	.073	.083	.093	.103	0.
9	.011	.021	.032	.042	.053	.063	.073	.083	.093	.103	0.
10	.011	.021	.032	.042	.053	.063	.073	.083	.093	.103	0.
11	.011	.021	.032	.042	.053	.063	.073	.083	.093	.103	0.
12	.011	.021	.032	.043	.053	.063	.073	.083	.093	.103	0.
13	.011	.022	.032	.043	.053	.063	.073	.083	.093	.103	0.
14	.011	.022	.032	.043	.053	.063	.073	.083	.093	.103	0.
15	.011	.022	.032	.043	.053	.063	.073	.083	.093	.103	0.

COLUMN XX IS SINGLE SITE STARTING DAY AFTER HEAVY RAIN

UNCONDITIONAL PROBABILITY =.000

STATION P SEPT

INPUT DATA

- .430
- .037
- .300
- .133
- .100

PROBABILITY THAT AT LEAST ONE SITE BECOMES  
READY AFTER WEATHER WATCH IS INSTITUTED

ROW HEADS ARE DAYS SINCE WEATHER WATCH BEGAN  
COLUMN HEADS ARE NUMBER OF SITES AVAILABLE

	1	2	3	4	5	6	7	8	9	10	XX
1	.000	.000	.000	.000	.000	.000	.000	.000	.000	.000	.000
2	.010	0.020	0.030	0.039	0.049	0.059	0.068	0.077	0.086	0.096	0.096
3	.024	0.048	0.071	0.094	0.116	0.137	0.158	0.179	0.199	0.218	0.218
4	.035	0.070	0.103	0.135	0.165	0.195	0.223	0.251	0.278	0.303	0.303
5	.042	0.083	0.122	0.159	0.194	0.229	0.261	0.292	0.322	0.351	0.351
6	.046	0.090	0.132	0.172	0.210	0.246	0.281	0.314	0.346	0.376	0.376
7	.048	0.094	0.137	0.178	0.218	0.255	0.291	0.325	0.357	0.388	0.388
8	.049	0.095	0.140	0.182	0.222	0.260	0.296	0.331	0.363	0.395	0.395
9	.050	0.097	0.141	0.184	0.224	0.263	0.299	0.334	0.367	0.398	0.398
10	.050	0.097	0.142	0.185	0.226	0.264	0.301	0.336	0.369	0.401	0.401
11	.050	0.098	0.143	0.186	0.227	0.266	0.303	0.338	0.371	0.403	0.403
12	.051	0.098	0.144	0.187	0.228	0.267	0.304	0.339	0.373	0.404	0.404
13	.051	0.099	0.145	0.188	0.230	0.269	0.306	0.341	0.375	0.406	0.406
14	.051	0.100	0.146	0.189	0.231	0.270	0.307	0.343	0.376	0.408	0.408
15	.051	0.100	0.146	0.190	0.232	0.271	0.309	0.344	0.378	0.410	0.410

COLUMN XX IS SINGLE SITE STARTING DAY AFTER HEAVY RAIN

UNCONDITIONAL PROBABILITY =.001

STATION P OCT

INPUT DATA

- .148
- .013
- .308
- .161
- .290

PROBABILITY THAT AT LEAST ONE SITE BECOMES READY AFTER WEATHER WATCH IS INSTITUTED

ROW HEADS ARE DAYS SINCE WEATHER WATCH BEGAN COLUMN HEADS ARE NUMBER OF SITES AVAILABLE

	1	2	3	4	5	6	7	8	9	10	XX
1	0.	0.	0.	0.	0.	0.	0.	0.	0.	0.	0.
2	.084	0.161	0.232	0.296	0.355	0.410	0.459	0.505	0.546	0.585	0.
3	.200	0.360	0.488	0.591	0.672	0.738	0.790	0.832	0.866	0.893	0.
4	.300	0.510	0.657	0.760	0.832	0.882	0.918	0.942	0.960	0.972	0.
5	.371	0.604	0.751	0.843	0.901	0.938	0.961	0.975	0.985	0.990	0.002
6	.416	0.659	0.801	0.884	0.932	0.960	0.977	0.986	0.992	0.995	0.011
7	.444	0.691	0.828	0.904	0.947	0.970	0.984	0.991	0.995	0.997	0.029
8	.463	0.712	0.845	0.917	0.955	0.976	0.987	0.993	0.996	0.998	0.056
9	.479	0.728	0.858	0.926	0.961	0.980	0.990	0.995	0.997	0.999	0.088
10	.494	0.744	0.870	0.934	0.967	0.983	0.991	0.996	0.998	0.999	0.122
11	.509	0.759	0.882	0.942	0.972	0.986	0.993	0.997	0.998	0.999	0.157
12	.526	0.775	0.893	0.949	0.976	0.989	0.995	0.997	0.999	0.999	0.190
13	.543	0.791	0.904	0.956	0.980	0.991	0.996	0.998	0.999	1.000	0.221
14	.560	0.806	0.915	0.962	0.983	0.993	0.997	0.999	0.999	1.000	0.251
15	.576	0.820	0.924	0.968	0.986	0.994	0.998	0.999	1.000	1.000	0.279

COLUMN XX IS SINGLE SITE STARTING DAY AFTER HEAVY RAIN

UNCONDITIONAL PROBABILITY =.161

STATION P NOV

INPUT DATA

- .101
- .032
- .400
- .167
- .300

PROBABILITY THAT AT LEAST ONE SITE BECOMES READY AFTER WEATHER WATCH IS INSTITUTED

ROW HEADS ARE DAYS SINCE WEATHER WATCH BEGAN COLUMN HEADS ARE NUMBER OF SITES AVAILABLE

	1	2	3	4	5	6	7	8	9	10	XX
1	.090	0.	0.	0.	0.	0.	0.	0.	0.	0.	0.
2	.090	0.172	0.246	0.314	0.376	0.432	0.483	0.530	0.572	0.611	0.
3	.220	0.392	0.526	0.630	0.711	0.775	0.824	0.863	0.893	0.917	0.
4	.338	0.562	0.710	0.808	0.873	0.916	0.944	0.963	0.976	0.984	0.
5	.427	0.672	0.812	0.892	0.938	0.965	0.980	0.988	0.993	0.996	0.002
6	.488	0.738	0.866	0.931	0.965	0.982	0.991	0.995	0.998	0.999	0.013
7	.528	0.777	0.895	0.950	0.977	0.989	0.995	0.998	0.999	0.999	0.036
8	.556	0.803	0.913	0.961	0.983	0.992	0.997	0.998	0.999	1.000	0.072
9	.578	0.822	0.925	0.968	0.987	0.994	0.998	0.999	1.000	1.000	0.116
10	.597	0.838	0.935	0.974	0.989	0.996	0.998	0.999	1.000	1.000	0.164
11	.616	0.852	0.943	0.978	0.992	0.997	0.999	1.000	1.000	1.000	0.213
12	.635	0.867	0.951	0.982	0.993	0.998	0.999	1.000	1.000	1.000	0.260
13	.654	0.880	0.958	0.986	0.995	0.998	0.999	1.000	1.000	1.000	0.304
14	.672	0.893	0.965	0.988	0.996	0.999	1.000	1.000	1.000	1.000	0.344
15	.691	0.904	0.970	0.991	0.997	0.999	1.000	1.000	1.000	1.000	0.382

COLUMN XX IS SINGLE SITE STARTING DAY AFTER HEAVY RAIN

UNCONDITIONAL PROBABILITY =.254

STATION P DEC

INPUT DATA

- .055
- .010
- .548
- .097
- .290

PROBABILITY THAT AT LEAST ONE SITE BECOMES READY AFTER WEATHER WATCH IS INSTITUTED

ROW HEADS ARE DAYS SINCE WEATHER WATCH BEGAN COLUMN HEADS ARE NUMBER OF SITES AVAILABLE

	1	2	3	4	5	6	7	8	9	10	XX
1	0.	0.	0.	0.	0.	0.	0.	0.	0.	0.	0.
2	.084	0.161	0.232	0.296	0.355	0.410	0.459	0.505	0.546	0.585	0.
3	.202	0.363	0.491	0.594	0.676	0.741	0.793	0.835	0.868	0.895	0.
4	.320	0.538	0.686	0.786	0.855	0.901	0.933	0.954	0.969	0.979	0.
5	.423	0.667	0.808	0.889	0.936	0.963	0.979	0.988	0.993	0.996	0.002
6	.506	0.756	0.880	0.941	0.971	0.986	0.993	0.996	0.998	0.999	0.010
7	.570	0.815	0.920	0.966	0.985	0.994	0.997	0.999	0.999	1.000	0.027
8	.618	0.854	0.944	0.979	0.992	0.997	0.999	1.000	1.000	1.000	0.054
9	.653	0.880	0.958	0.986	0.995	0.998	0.999	1.000	1.000	1.000	0.092
10	.681	0.898	0.968	0.990	0.997	0.999	1.000	1.000	1.000	1.000	0.138
11	.704	0.912	0.974	0.992	0.998	0.999	1.000	1.000	1.000	1.000	0.169
12	.723	0.923	0.979	0.994	0.998	1.000	1.000	1.000	1.000	1.000	0.242
13	.740	0.933	0.982	0.995	0.999	1.000	1.000	1.000	1.000	1.000	0.295
14	.757	0.941	0.986	0.997	0.999	1.000	1.000	1.000	1.000	1.000	0.347
15	.772	0.948	0.988	0.997	0.999	1.000	1.000	1.000	1.000	1.000	0.396

COLUMN XX IS SINGLE SITE STARTING DAY AFTER HEAVY RAIN

UNCONDITIONAL PROBABILITY =.431

STATION R JAN

INPUT DATA

- .011
- .054
- .516
- .
- .419

PROBABILITY THAT AT LEAST ONE SITE BECOMES  
READY AFTER WEATHER WATCH IS INSTITUTED

ROW HEADS ARE DAYS SINCE WEATHER WATCH BEGAN  
COLUMN HEADS ARE NUMBER OF SITES AVAILABLE

	1	2	3	4	5	6	7	8	9	10	XX
1	0.	0.	0.	0.	0.	0.	0.	0.	0.	0.	0.
2	.176	0.320	0.440	0.538	0.619	0.686	0.741	0.787	0.824	0.855	0.
3	.366	0.598	0.745	0.839	0.898	0.935	0.959	0.974	0.984	0.990	0.
4	.526	0.775	0.893	0.949	0.976	0.989	0.995	0.997	0.999	0.999	0.
5	.647	0.875	0.956	0.984	0.995	0.998	0.999	1.000	1.000	1.000	0.013
6	.736	0.930	0.982	0.995	0.999	1.000	1.000	1.000	1.000	1.000	0.049
7	.799	0.960	0.992	0.998	1.000	1.000	1.000	1.000	1.000	1.000	0.111
8	.845	0.976	0.996	0.999	1.000	1.000	1.000	1.000	1.000	1.000	0.192
9	.878	0.985	0.998	1.000	1.000	1.000	1.000	1.000	1.000	1.000	0.285
10	.903	0.991	0.999	1.000	1.000	1.000	1.000	1.000	1.000	1.000	0.362
11	.922	0.994	1.000	1.000	1.000	1.000	1.000	1.000	1.000	1.000	0.475
12	.936	0.996	1.000	1.000	1.000	1.000	1.000	1.000	1.000	1.000	0.561
13	.948	0.997	1.000	1.000	1.000	1.000	1.000	1.000	1.000	1.000	0.636
14	.957	0.998	1.000	1.000	1.000	1.000	1.000	1.000	1.000	1.000	0.701
15	.965	0.999	1.000	1.000	1.000	1.000	1.000	1.000	1.000	1.000	0.756

COLUMN XX IS SINGLE SITE STARTING DAY AFTER HEAVY RAIN

UNCONDITIONAL PROBABILITY =.693

STATION R FEB

INPUT DATA

- .107
- .018
- .625
- .071
- .179

PROBABILITY THAT AT LEAST ONE SITE BECOMES READY AFTER WEATHER WATCH IS INSTITUTED

RUN HEADS ARE DAYS SINCE WEATHER WATCH BEGAN COLUMN HEADS ARE NUMBER OF SITES AVAILABLE

	1	2	3	4	5	6	7	8	9	10	XX
1	.032	0.063	0.093	0.122	0.150	0.177	0.204	0.229	0.254	0.278	0.0
2	.080	0.153	0.221	0.283	0.341	0.393	0.442	0.486	0.527	0.565	0.0
3	.133	0.248	0.347	0.434	0.509	0.574	0.630	0.679	0.722	0.759	0.0
4	.183	0.333	0.455	0.555	0.636	0.703	0.757	0.802	0.838	0.868	0.000
5	.228	0.405	0.541	0.646	0.727	0.789	0.837	0.874	0.903	0.925	0.001
6	.267	0.463	0.606	0.711	0.788	0.845	0.886	0.917	0.939	0.955	0.003
7	.299	0.508	0.655	0.758	0.831	0.881	0.917	0.942	0.959	0.971	0.006
8	.325	0.544	0.692	0.792	0.860	0.905	0.936	0.957	0.971	0.980	0.011
9	.346	0.572	0.720	0.817	0.880	0.922	0.949	0.966	0.978	0.986	0.018
10	.363	0.594	0.742	0.835	0.895	0.933	0.957	0.973	0.983	0.989	0.026
11	.377	0.612	0.758	0.850	0.906	0.942	0.964	0.977	0.986	0.991	0.037
12	.389	0.627	0.772	0.861	0.915	0.948	0.968	0.981	0.988	0.993	0.046
13	.400	0.640	0.784	0.870	0.922	0.953	0.972	0.983	0.990	0.994	0.061
14	.410	0.652	0.794	0.879	0.928	0.958	0.975	0.985	0.991	0.995	0.075

COLUMN XX IS SINGLE SITE STARTING DAY AFTER HEAVY RAIN

UNCONDITIONAL PROBABILITY = .105

STATION R MAR

INPUT DATA

- .115
- .014
- .452
- .032
- .387

PROBABILITY THAT AT LEAST ONE SITE BECOMES READY AFTER WEATHER WATCH IS INSTITUTED

ROW HEADS ARE DAYS SINCE WEATHER WATCH BEGAN COLUMN HEADS ARE NUMBER OF SITES AVAILABLE

	1	2	3	4	5	6	7	8	9	10	XX
1	0.	0.	0.	0.	0.	0.	0.	0.	0.	0.	0.
2	.150	0.277	0.385	0.477	0.556	0.622	0.679	0.727	0.768	0.803	0.
3	.298	0.507	0.654	0.757	0.830	0.880	0.916	0.941	0.959	0.971	0.
4	.408	0.650	0.793	0.877	0.928	0.957	0.975	0.985	0.991	0.995	0.
5	.482	0.731	0.861	0.928	0.963	0.981	0.990	0.995	0.997	0.999	0.009
6	.528	0.777	0.895	0.950	0.977	0.989	0.995	0.998	0.999	0.999	0.032
7	.559	0.806	0.914	0.962	0.983	0.993	0.997	0.999	0.999	1.000	0.068
8	.582	0.826	0.927	0.970	0.987	0.995	0.998	0.999	1.000	1.000	0.113
9	.603	0.842	0.937	0.975	0.990	0.996	0.998	0.999	1.000	1.000	0.163
10	.622	0.857	0.946	0.980	0.992	0.997	0.999	1.000	1.000	1.000	0.213
11	.642	0.872	0.954	0.984	0.994	0.998	0.999	1.000	1.000	1.000	0.261
12	.662	0.886	0.961	0.987	0.996	0.999	0.999	1.000	1.000	1.000	0.306
13	.681	0.898	0.968	0.990	0.997	0.999	1.000	1.000	1.000	1.000	0.348
14	.700	0.910	0.973	0.992	0.998	0.999	1.000	1.000	1.000	1.000	0.387
15	.717	0.920	0.977	0.994	0.998	0.999	1.000	1.000	1.000	1.000	0.423

COLUMN XX IS SINGLE SITE STARTING DAY AFTER HEAVY RAIN

UNCONDITIONAL PROBABILITY =.261

STATION R APR

INPUT DATA

- .238
- .029
- .400
- .
- .333

PROBABILITY THAT AT LEAST ONE SITE BECOMES  
READY AFTER WEATHER WATCH IS INSTITUTED

ROW HEADS ARE DAYS SINCE WEATHER WATCH BEGAN  
COLUMN HEADS ARE NUMBER OF SITES AVAILABLE

	1	2	3	4	5	6	7	8	9	10	XX
1	0.	0.	0.	0.	0.	0.	0.	0.	0.	0.	0.
2	.111	0.209	0.297	0.375	0.444	0.506	0.561	0.609	0.653	0.691	0.
3	.203	0.364	0.493	0.596	0.678	0.743	0.795	0.837	0.870	0.896	0.
4	.261	0.454	0.597	0.702	0.780	0.837	0.880	0.911	0.934	0.951	0.
5	.294	0.502	0.649	0.752	0.825	0.877	0.913	0.939	0.957	0.969	0.004
6	.314	0.529	0.677	0.778	0.848	0.896	0.928	0.951	0.966	0.977	0.014
7	.326	0.546	0.694	0.794	0.861	0.907	0.937	0.958	0.971	0.981	0.028
8	.337	0.561	0.709	0.807	0.872	0.915	0.944	0.963	0.975	0.984	0.044
9	.348	0.574	0.722	0.819	0.882	0.923	0.950	0.967	0.979	0.986	0.062
10	.359	0.589	0.736	0.831	0.891	0.930	0.955	0.971	0.982	0.988	0.080
11	.370	0.603	0.750	0.842	0.901	0.937	0.961	0.975	0.984	0.990	0.097
12	.381	0.617	0.763	0.854	0.909	0.944	0.965	0.979	0.987	0.992	0.114
13	.393	0.631	0.776	0.864	0.917	0.950	0.970	0.982	0.989	0.993	0.131
14	.404	0.645	0.788	0.874	0.925	0.955	0.973	0.984	0.991	0.994	0.147
15	.415	0.658	0.800	0.883	0.932	0.960	0.977	0.986	0.992	0.995	0.163

COLUMN XX IS SINGLE SITE STARTING DAY AFTER HEAVY RAIN

UNCONDITIONAL PROBABILITY = .061

STATION R MAY

INPUT DATA

.385  
.034  
.419  
.032  
.129

PROBABILITY THAT AT LEAST ONE SITE BECOMES  
READY AFTER WEATHER WATCH IS INSTITUTED

ROW HEADS ARE DAYS SINCE WEATHER WATCH BEGAN  
COLUMN HEADS ARE NUMBER OF SITES AVAILABLE

	1	2	3	4	5	6	7	8	9	10	XX
1	0.	0.	0.	0.	0.	0.	0.	0.	0.	0.	0.
2	.017	0.033	0.049	0.065	0.080	0.096	0.111	0.126	0.140	0.154	0.
3	.033	0.064	0.095	0.124	0.153	0.180	0.207	0.233	0.258	0.282	0.
4	.044	0.086	0.127	0.165	0.202	0.237	0.271	0.303	0.334	0.363	0.
5	.051	0.100	0.146	0.190	0.232	0.271	0.309	0.344	0.378	0.410	0.000
6	.056	0.109	0.158	0.205	0.250	0.292	0.331	0.368	0.404	0.437	0.000
7	.058	0.113	0.165	0.214	0.260	0.303	0.344	0.382	0.418	0.452	0.000
8	.060	0.116	0.169	0.219	0.266	0.310	0.351	0.390	0.427	0.461	0.001
9	.061	0.118	0.172	0.222	0.270	0.314	0.356	0.395	0.432	0.466	0.001
10	.062	0.119	0.173	0.224	0.272	0.317	0.359	0.398	0.435	0.470	0.001
11	.062	0.120	0.175	0.225	0.274	0.319	0.361	0.401	0.438	0.473	0.002
12	.062	0.121	0.176	0.227	0.276	0.321	0.363	0.403	0.440	0.475	0.002
13	.063	0.122	0.177	0.229	0.277	0.323	0.365	0.405	0.442	0.477	0.002
14	.063	0.122	0.178	0.230	0.279	0.324	0.367	0.407	0.444	0.480	0.003
15	.064	0.123	0.179	0.231	0.280	0.326	0.369	0.409	0.446	0.482	0.003

COLUMN XX IS SINGLE SITE STARTING DAY AFTER HEAVY RAIN

UNCONDITIONAL PROBABILITY = .003

STATION R JUNE

INPUT DATA

.533  
.066  
.300  
.033  
.067

PROBABILITY THAT AT LEAST ONE SITE BECOMES  
READY AFTER WEATHER WATCH IS INSTITUTED

ROW HEADS ARE DAYS SINCE WEATHER WATCH BEGAN  
COLUMN HEADS ARE NUMBER OF SITES AVAILABLE

	1	2	3	4	5	6	7	8	9	10	XX
1	0.	0.	0.	0.	0.	0.	0.	0.	0.	0.	0.
2	.004	0.009	0.013	0.018	0.022	0.027	0.031	0.035	0.040	0.044	0.
3	.008	0.016	0.024	0.032	0.039	0.047	0.055	0.062	0.070	0.077	0.
4	.010	0.020	0.030	0.039	0.049	0.059	0.068	0.077	0.087	0.096	0.
5	.011	0.022	0.033	0.044	0.054	0.065	0.075	0.085	0.095	0.105	0.000
6	.012	0.023	0.034	0.045	0.056	0.067	0.078	0.089	0.099	0.110	0.000
7	.012	0.023	0.035	0.046	0.058	0.069	0.080	0.091	0.101	0.112	0.000
8	.012	0.024	0.035	0.047	0.058	0.069	0.080	0.091	0.102	0.113	0.000
9	.012	0.024	0.035	0.047	0.058	0.070	0.081	0.092	0.103	0.113	0.000
10	.012	0.024	0.036	0.047	0.059	0.070	0.081	0.092	0.103	0.114	0.000
11	.012	0.024	0.036	0.047	0.059	0.070	0.081	0.092	0.103	0.114	0.000
12	.012	0.024	0.036	0.047	0.059	0.070	0.081	0.092	0.103	0.114	0.000
13	.012	0.024	0.036	0.047	0.059	0.070	0.081	0.092	0.103	0.114	0.000
14	.012	0.024	0.036	0.047	0.059	0.070	0.081	0.092	0.103	0.114	0.000
15	.012	0.024	0.036	0.047	0.059	0.070	0.081	0.092	0.103	0.114	0.000

COLUMN XX IS SINGLE SITE STARTING DAY AFTER HEAVY RAIN

UNCONDITIONAL PROBABILITY =.002

STATION R JULY

INPUT DATA

- .581
- .031
- .226
- .097
- .065

PROBABILITY THAT AT LEAST ONE SITE BECOMES  
READY AFTER WEATHER WATCH IS INSTITUTED

ROW HEADS ARE DAYS SINCE WEATHER WATCH BEGAN  
COLUMN HEADS ARE NUMBER OF SITES AVAILABLE

	1	2	3	4	5	6	7	8	9	10	XX	
1	.004	0.008	0.013	0.017	0.021	0.025	0.029	0.033	0.037	0.041	0.041	0.041
2	.009	0.018	0.027	0.035	0.044	0.052	0.061	0.069	0.077	0.086	0.086	0.086
3	.012	0.023	0.035	0.046	0.057	0.068	0.079	0.090	0.101	0.111	0.111	0.111
4	.013	0.026	0.039	0.051	0.063	0.076	0.088	0.100	0.111	0.123	0.123	0.123
5	.014	0.027	0.040	0.053	0.066	0.079	0.091	0.103	0.116	0.128	0.128	0.128
6	.014	0.027	0.041	0.054	0.067	0.080	0.092	0.105	0.117	0.129	0.129	0.129
7	.014	0.028	0.041	0.054	0.067	0.080	0.093	0.106	0.118	0.130	0.130	0.130
8	.014	0.028	0.041	0.054	0.068	0.081	0.093	0.106	0.118	0.131	0.131	0.131
9	.014	0.028	0.041	0.055	0.068	0.081	0.093	0.106	0.118	0.131	0.131	0.131
10	.014	0.028	0.041	0.055	0.068	0.081	0.094	0.106	0.119	0.131	0.131	0.131
11	.014	0.028	0.041	0.055	0.068	0.081	0.094	0.106	0.119	0.131	0.131	0.131
12	.014	0.028	0.041	0.055	0.068	0.081	0.094	0.106	0.119	0.131	0.131	0.131
13	.014	0.028	0.041	0.055	0.068	0.081	0.094	0.106	0.119	0.131	0.131	0.131
14	.014	0.028	0.041	0.055	0.068	0.081	0.094	0.107	0.119	0.131	0.131	0.131
15	.014	0.028	0.041	0.055	0.068	0.081	0.094	0.107	0.119	0.132	0.132	0.132

COLUMN XX IS SINGLE SITE STARTING DAY AFTER HEAVY RAIN

UNCONDITIONAL PROBABILITY = .000

SECRET

STATION R AUG

INPUT DATA

.605  
.039  
.194  
.097  
.065

PROBABILITY THAT AT LEAST ONE SITE BECOMES  
READY AFTER WEATHER WATCH IS INSTITUTED

ROW HEADS ARE DAYS SINCE WEATHER WATCH BEGAN  
COLUMN HEADS ARE NUMBER OF SITES AVAILABLE

	1	2	3	4	5	6	7	8	9	10	XX
1	0.	0.	0.	0.	0.	0.	0.	0.	0.	0.	0.
2	.004	0.008	0.013	0.017	0.021	0.025	0.029	0.033	0.037	0.041	0.
3	.009	0.017	0.026	0.034	0.043	0.051	0.059	0.067	0.075	0.084	0.
4	.011	0.022	0.033	0.044	0.054	0.065	0.075	0.085	0.095	0.105	0.
5	.012	0.024	0.036	0.048	0.059	0.070	0.082	0.093	0.104	0.115	0.000
6	.012	0.025	0.037	0.049	0.061	0.073	0.084	0.096	0.107	0.118	0.000
7	.013	0.025	0.037	0.050	0.062	0.073	0.085	0.097	0.108	0.119	0.000
8	.013	0.025	0.038	0.050	0.062	0.074	0.085	0.097	0.108	0.120	0.000
9	.013	0.025	0.038	0.050	0.062	0.074	0.086	0.097	0.109	0.120	0.000
10	.013	0.025	0.038	0.050	0.062	0.074	0.086	0.097	0.109	0.120	0.000
11	.013	0.025	0.038	0.050	0.062	0.074	0.086	0.097	0.109	0.120	0.000
12	.013	0.025	0.038	0.050	0.062	0.074	0.086	0.098	0.109	0.120	0.000
13	.013	0.025	0.038	0.050	0.062	0.074	0.086	0.098	0.109	0.121	0.000
14	.013	0.025	0.038	0.050	0.062	0.074	0.086	0.098	0.109	0.121	0.000
15	.013	0.025	0.038	0.050	0.062	0.074	0.086	0.098	0.109	0.121	0.000

COLUMN XX IS SINGLE SITE STARTING DAY AFTER HEAVY RAIN

UNCONDITIONAL PROBABILITY =.000

SECRET

SECRET

STATION R SEPT

INPUT DATA

.303  
.030  
.434  
.100  
.133

PROBABILITY THAT AT LEAST ONE SITE BECOMES  
READY AFTER WEATHER WATCH IS INSTITUTED

ROW HEADS ARE DAYS SINCE WEATHER WATCH BEGAN  
COLUMN HEADS ARE NUMBER OF SITES AVAILABLE

	1	2	3	4	5	6	7	8	9	10	XX
1	0.	0.	0.	0.	0.	0.	0.	0.	0.	0.	0.
2	.018	0.035	0.052	0.069	0.085	0.102	0.117	0.133	0.148	0.163	0.
3	.041	0.081	0.118	0.155	0.189	0.223	0.255	0.285	0.315	0.343	0.
4	.062	0.121	0.175	0.226	0.275	0.320	0.362	0.402	0.439	0.474	0.
5	.078	0.150	0.217	0.278	0.334	0.387	0.435	0.479	0.520	0.557	0.000
6	.089	0.171	0.245	0.312	0.374	0.429	0.480	0.527	0.569	0.608	0.000
7	.097	0.184	0.263	0.334	0.398	0.456	0.509	0.556	0.599	0.638	0.001
8	.101	0.192	0.274	0.348	0.414	0.473	0.526	0.574	0.617	0.656	0.001
9	.104	0.198	0.281	0.356	0.424	0.484	0.538	0.586	0.629	0.668	0.002
10	.106	0.202	0.287	0.362	0.430	0.491	0.545	0.594	0.637	0.675	0.003
11	.108	0.204	0.290	0.367	0.436	0.497	0.551	0.599	0.643	0.681	0.004
12	.109	0.207	0.294	0.371	0.440	0.501	0.556	0.604	0.648	0.686	0.006
13	.111	0.209	0.297	0.375	0.444	0.506	0.560	0.609	0.652	0.691	0.007
14	.112	0.211	0.300	0.378	0.448	0.510	0.565	0.613	0.657	0.695	0.009
15	.113	0.214	0.303	0.382	0.452	0.514	0.569	0.618	0.661	0.700	0.010

COLUMN XX IS SINGLE SITE STARTING DAY AFTER HEAVY RAIN

UNCONDITIONAL PROBABILITY = .004

SECRET

STATION R OCT

INPUT DATA

- .153
- .008
- .484
- .129
- .226

PROBABILITY THAT AT LEAST ONE SITE BECOMES  
READY AFTER WEATHER WATCH IS INSTITUTED

ROW HEADS ARE DAYS SINCE WEATHER WATCH BEGAN  
COLUMN HEADS ARE NUMBER OF SITES AVAILABLE

	1	2	3	4	5	6	7	8	9	10	XX
1	0.	0.	0.	0.	0.	0.	0.	0.	0.	0.	0.
2	.051	0.100	0.146	0.189	0.231	0.270	0.307	0.343	0.376	0.408	0.
3	.125	0.235	0.331	0.415	0.488	0.552	0.609	0.658	0.701	0.738	0.
4	.198	0.358	0.485	0.587	0.669	0.735	0.788	0.830	0.863	0.891	0.
5	.259	0.451	0.593	0.698	0.776	0.834	0.877	0.909	0.933	0.950	0.001
6	.304	0.516	0.663	0.765	0.837	0.886	0.921	0.945	0.962	0.973	0.003
7	.336	0.559	0.707	0.806	0.871	0.914	0.943	0.962	0.975	0.983	0.009
8	.358	0.588	0.736	0.831	0.891	0.930	0.955	0.971	0.982	0.988	0.019
9	.375	0.609	0.756	0.847	0.904	0.940	0.963	0.977	0.985	0.991	0.032
10	.388	0.625	0.770	0.859	0.914	0.947	0.968	0.980	0.988	0.993	0.048
11	.399	0.638	0.783	0.869	0.921	0.953	0.972	0.983	0.990	0.994	0.066
12	.409	0.651	0.794	0.878	0.928	0.958	0.975	0.985	0.991	0.995	0.086
13	.420	0.664	0.805	0.887	0.934	0.962	0.978	0.987	0.993	0.996	0.105
14	.431	0.676	0.816	0.895	0.940	0.966	0.981	0.989	0.994	0.996	0.124
15	.442	0.689	0.827	0.903	0.946	0.970	0.983	0.991	0.995	0.997	0.143

COLUMN XX IS SINGLE SITE STARTING DAY AFTER HEAVY RAIN

UNCONDITIONAL PROBABILITY = .103

STATION R NOV

INPUT DATA

- .118
- .015
- .567
- .133
- .167

PROBABILITY THAT AT LEAST ONE SITE BECOMES READY AFTER WEATHER WATCH IS INSTITUTED

ROW HEADS ARE DAYS SINCE WEATHER WATCH BEGAN COLUMN HEADS ARE NUMBER OF SITES AVAILABLE

	1	2	3	4	5	6	7	8	9	10	XX
1	0.	0.	0.	0.	0.	0.	0.	0.	0.	0.	0.
2	.028	0.055	0.081	0.107	0.132	0.156	0.180	0.203	0.225	0.246	0.
3	.076	0.147	0.212	0.272	0.327	0.379	0.426	0.470	0.510	0.547	0.
4	.133	0.248	0.347	0.434	0.509	0.574	0.631	0.680	0.722	0.759	0.
5	.188	0.340	0.464	0.565	0.646	0.713	0.767	0.810	0.846	0.875	0.000
6	.236	0.417	0.555	0.660	0.740	0.802	0.849	0.884	0.912	0.933	0.001
7	.277	0.477	0.622	0.726	0.802	0.857	0.897	0.925	0.946	0.961	0.003
8	.309	0.522	0.670	0.772	0.842	0.891	0.925	0.948	0.964	0.975	0.006
9	.334	0.557	0.705	0.80	0.869	0.913	0.942	0.961	0.974	0.983	0.012
10	.354	0.582	0.730	0.82	0.887	0.927	0.953	0.970	0.980	0.987	0.020
11	.369	0.602	0.749	0.841	0.900	0.937	0.960	0.975	0.984	0.990	0.030
12	.382	0.618	0.764	0.854	0.910	0.944	0.965	0.979	0.987	0.992	0.042
13	.392	0.631	0.776	0.864	0.917	0.950	0.969	0.981	0.989	0.993	0.056
14	.402	0.643	0.786	0.872	0.924	0.954	0.973	0.984	0.990	0.994	0.070
15	.412	0.654	0.796	0.880	0.929	0.959	0.976	0.986	0.992	0.995	0.066

COLUMN XX IS SINGLE SITE STARTING DAY AFTER HEAVY RAIN

UNCONDITIONAL PROBABILITY = .104

STATION R DEC

INPUT DATA

- .083
- .014
- .645
- .129
- .129

PROBABILITY THAT AT LEAST ONE SITE BECOMES READY AFTER WEATHER WATCH IS INSTITUTED

ROW HEADS ARE DAYS SINCE WEATHER WATCH BEGAN COLUMN HEADS ARE NUMBER OF SITES AVAILABLE

	1	2	3	4	5	6	7	8	9	10	XX
1	0.	0.	0.	0.	0.	0.	0.	0.	0.	0.	0.
2	.017	0.033	0.049	0.065	0.080	0.096	0.111	0.126	0.140	0.154	0.
3	.049	0.096	0.140	0.182	0.222	0.261	0.297	0.331	0.364	0.395	0.
4	.092	0.175	0.251	0.320	0.382	0.439	0.490	0.537	0.580	0.618	0.
5	.139	0.259	0.362	0.451	0.527	0.593	0.650	0.698	0.740	0.776	0.000
6	.186	0.338	0.461	0.562	0.643	0.710	0.764	0.808	0.844	0.873	0.000
7	.231	0.408	0.544	0.649	0.730	0.792	0.840	0.877	0.905	0.927	0.001
8	.270	0.467	0.611	0.716	0.793	0.849	0.890	0.919	0.941	0.957	0.002
9	.304	0.516	0.663	0.766	0.837	0.887	0.921	0.945	0.962	0.973	0.005
10	.333	0.555	0.704	0.802	0.868	0.912	0.941	0.961	0.974	0.983	0.009
11	.358	0.587	0.735	0.830	0.891	0.930	0.955	0.971	0.981	0.988	0.014
12	.378	0.613	0.759	0.850	0.907	0.942	0.964	0.978	0.986	0.991	0.021
13	.395	0.633	0.778	0.866	0.919	0.951	0.970	0.982	0.989	0.993	0.030
14	.409	0.651	0.793	0.878	0.928	0.957	0.975	0.985	0.991	0.995	0.041
15	.421	0.665	0.806	0.888	0.935	0.962	0.978	0.987	0.993	0.996	0.052

COLUMN XX IS SINGLE SITE STARTING DAY AFTER HEAVY RAIN

UNCONDITIONAL PROBABILITY = .135