

UNCLASSIFIED

AD NUMBER

AD376913

CLASSIFICATION CHANGES

TO: UNCLASSIFIED

FROM: CONFIDENTIAL

LIMITATION CHANGES

TO:
Approved for public release; distribution is unlimited.

FROM:
Distribution authorized to U.S. Gov't. agencies and their contractors; Critical Technology; 15 OCT 1966. Other requests shall be referred to Air Force Rocket Propulsion Lab., Research and Tecnology Div., Attn: RPPR-STINFO, Edwards AFB, CA 93523. This document contains export-controlled technical data.

AUTHORITY

AFRPL ltr dtd 7 May 1973 AFRPL ltr dtd 7 May 1973

THIS PAGE IS UNCLASSIFIED

GENERAL DECLASSIFICATION SCHEDULE

**IN ACCORDANCE WITH
DOD 5200.1-R & EXECUTIVE ORDER 11652**

THIS DOCUMENT IS:

**Subject to General Declassification Schedule of
Executive Order 11652-Automatically Downgraded at
2 Years Intervals- DECLASSIFIED ON DECEMBER 31, 1972**

BY

**Defense Documentation Center
Defense Supply Agency
Cameron Station
Alexandria, Virginia 22314**

SECURITY

MARKING

The classified or limited status of this report applies to each page, unless otherwise marked.

Separate page printouts MUST be marked accordingly.

THIS DOCUMENT CONTAINS INFORMATION AFFECTING THE NATIONAL DEFENSE OF THE UNITED STATES WITHIN THE MEANING OF THE ESPIONAGE LAWS, TITLE 18, U.S.C., SECTIONS 793 AND 794. THE TRANSMISSION OR THE REVELATION OF ITS CONTENTS IN ANY MANNER TO AN UNAUTHORIZED PERSON IS PROHIBITED BY LAW.

NOTICE: When government or other drawings, specifications or other data are used for any purpose other than in connection with a definitely related government procurement operation, the U. S. Government thereby incurs no responsibility, nor any obligation whatsoever; and the fact that the Government may have formulated, furnished, or in any way supplied the said drawings, specifications, or other data is not to be regarded by implication or otherwise as in any manner licensing the holder or any other person or corporation, or conveying any rights or permission to manufacture, use or sell any patented invention that may in any way be related thereto.

CONFIDENTIAL

376913

AFRPL-TR-66-272

(Unclassified title)

**KINETICS OF DECOMPOSITION
OF SOLID OXIDIZERS**

QUARTERLY TECHNICAL REPORT AFRPL - TR - 66 - 272


(1 July 1966 to 30 September 1966)

15 October 1966

**AIR FORCE ROCKET PROPULSION LABORATORY
RESEARCH AND TECHNOLOGY DIVISION
EDWARDS AIR FORCE BASE, CALIFORNIA**

In addition to security requirements which must be met, this document is subject to special export controls and each transmittal to foreign governments or foreign nationals may be made only with prior approval of AFRPL (RPPR-STINFO), Edwards, California, 93523

(Prepared under Contract Nr. AF 04(611) - 11395 by
The Dow Chemical Company,
Midland, Michigan)



CONFIDENTIAL

NOTICE

The information in this report is presented in good faith, but no warranty is made, nor is freedom from any patent to be inferred.

LEGAL NOTICE

When U.S. Government drawings, specifications, or other data are used for any purpose other than a definitely related Government procurement operation the Government thereby incurs no responsibility nor any obligation whatsoever, and the fact that the Government may have formulated, furnished, or in any way supplied the said drawings, specification, or other data, is not to be regarded by implication or otherwise, or in any manner licensing the holder or any other person or corporation, or conveying any rights or permission to manufacture, use, or sell any patented invention that may in any way be related thereto.

SECURITY NOTICE

This document contains information affecting the National Defense of the United States within the meaning of the Espionage Laws (Title 18, U.S.C., Sections 793 and 794). Transmission or revelation in any manner to an unauthorized person is prohibited by law.

DISTRIBUTION

Three copies of this report have been forwarded to the Air Force Rocket Propulsion Laboratory (RPCS), Edwards Air Force Base, California. Further distribution has been made in accordance with the automatic distribution list supplied in the back of this report.

CONFIDENTIAL

AFRPL-TR-66-272



THE DOW CHEMICAL COMPANY

MIDLAND, MICHIGAN 48640

October 15, 1966

This document consists of 40
pages. Copy of 210 copies.

THIS MATERIAL CONTAINS INFORMATION AFFECTING THE
NATIONAL DEFENSE OF THE UNITED STATES WITHIN THE
MEANING OF THE ESPIONAGE LAWS, TITLE 18, U. S. C.,
SECS. 793 AND 794, THE TRANSMISSION OR REVELATION
OF WHICH IN ANY MANNER TO AN UNAUTHORIZED PERSON
IS PROHIBITED BY LAW.

QUARTERLY TECHNICAL REPORT NO. 3 (U)
(1 July - 30 September 1966)

KINETICS OF DECOMPOSITION
OF SOLID OXIDIZERS (U)

October 15, 1966

Dow Report NF-3Q-66

**DOWGRADED AT 3 YEAR
INTERVALS; DECLASSIFIED
AFTER 12 YEARS
DOD DIR 5200.10**

AIR FORCE SYSTEMS COMMAND
RESEARCH AND TECHNOLOGY DIVISION
ROCKET PROPULSION LABORATORY
EDWARDS, CALIFORNIA
CONTRACT NR. AF 04(611)-11395

SCIENTIFIC PROJECTS LABORATORY
THE DOW CHEMICAL COMPANY
MIDLAND, MICHIGAN

CONFIDENTIAL

UNCLASSIFIED

AFRPL-TR-66-272

FOREWORD

This report was prepared by The Dow Chemical Company, Midland, Michigan, on Air Force Contract Nr. AF 04(611)-11395, BPSN 623148, Project Number 3148, "Kinetics of Decomposition of Solid Oxidizers." This work was sponsored and administered by Air Force Rocket Propulsion Laboratory, Research and Technology Division, Edwards, California, Air Force Systems Command, United States Air Force, with Dr. William J. Leahy as project officer.

The report represents the work performed on this contract for the period of 1 July 1966 and 30 September 1966, and is being submitted as Quarterly Progress Report No. 3 as part of the contract commitment.

Management direction at Dow is under Dr. R. P. Ruh, Laboratory Director of the Scientific Projects Laboratory, and supervised by Dr. D. A. Rausch, Division Leader. Dr. J. P. Flynn and Mr. T. E. Dergazarian are the principal investigators. Dr. R. G. Pearson, Northwestern University, is a consultant to the project.

UNCLASSIFIED

TABLE OF CONTENTS

I. ABSTRACT 1

II. INTRODUCTION 2

III. DISCUSSION OF RESULTS 3

 THERMAL DECOMPOSITION OF INFO-635P 3

 Decomposition in Presence of Product Gases 3

 Vacuum Decomposition at 170°C. 5

 Mass Spectral Study of the Thermal Decomposition 10

 POLY FA-BDE 14

 Thermal Decompositions 14

 BTU 19

IV. EXPERIMENTAL 22

 THERMAL DECOMPOSITION 22

 Poly FA-BDE 22

 INFO-635P 22

 MASS SPECTROMETRIC TECHNIQUES 22

V. CONCLUSIONS AND FUTURE WORK 23

 INFO-635P 23

 POLY FA-BDE 24

 BTU 25

UNCLASSIFIED

AFRPL-TR-66-272

LIST OF TABLES

I.	Values of Activation Energy, E_a , for the Thermal Decomposition of INFO-635P in Different Temperature Ranges	4
II.	Mass Spectral Results from Total Decomposition of INFO-635P	5
III.	Mass Spectral Results of Decomposition of INFO-635P at 170°C. in Vacuo	8
IV.	Active Fluorine Analysis of INFO-635P plus Residues	8
V.	High Resolution Mass Spectrum of Residue from Run 728	9
VI.	Analytical Data on Freon 113-Soluble and Insoluble Fractions from Poly FA-BDE Decomposition	19

LIST OF ILLUSTRATIONS

Fig. 1 - Infrared Spectra of Acetone-Soluble
Portion of Residue 6

2 - Percent Weight Loss of Solid INFO-635P
at 170°C. 7

3 - Mass Spectral Peak Height as a Function of
Time of Selected Gaseous Products from
Vacuum Decomposition of INFO-635P at 150°C. 12

4 - Mass Spectral Peak Height as a Function of
Time of Selected Gaseous Products from
Vacuum Decomposition of INFO-635P at 170°C. 13

5 - Schematic of Pressure-Time Data on Poly FA-BDE 15

6 - Arrhenius Plot; Total Gas Evolution Rate at
Zero Time; Millimoles per Minute per 200 mg.
Poly FA-BDE 16

7 - Arrhenium Plot; N₂(+CO) Rate at Zero Time;
Millimoles Gas per Minute per 200 mg. Poly
FA-BDE 18

8 - Disappearance of Poly FA-BDE as Measured by
Freon 113 Solubility 20

9 - Arrhenium Plot; Rate of Disappearance of
Poly FA-BDE 21

CONFIDENTIAL

AFRPL-TR-66-272

SECTION I

ABSTRACT (U)

(U) The purpose of this research has been to study the thermal decomposition of the solid oxidizers, INFO-635P, poly FA-BDE, and BTU. The objective is to obtain knowledge of their decomposition kinetics and mechanism and their relationship to the high sensitivity of these materials.

(C) Thermal decompositions of poly FA-BDE in the monel system were continued with additional experiments in the temperature range 160°-180°C. This work was done both at low pressure of decomposition gases and under continuous vacuum. Separation and analysis of decomposition products showed that although secondary reactions between gaseous products and the solid phase had been greatly minimized, the measured decomposition was well advanced as evidenced by the detection of nitrogen in initial samples. The gaseous products are felt to be completely identified as N₂, CO₂, CO, N₂O, NO, CF₄, C₂F₆, COF₂, NF₃, HNF₂, N₂F₂, N₂F₄, and HF.

(C) Extrapolation of decomposition rates from pressure-time data on poly FA-BDE to rates at zero time and the use of these rates in an Arrhenius plot produced an apparent activation energy for onset of decomposition of 44.4 kilocalories. This figure agrees well with the value 46 kilocalories obtained earlier from TGA data, and is consistent with the view that the initial decomposition step is the formation of difluoroamino free radicals.

(C) A further indication of the value of the activation energy required for onset of decomposition was given by a series of experiments run under continuous vacuum and the solid examined as a function of time and temperature. This work produced a value of 46.9 kilocalories.

(U) The thermal decomposition data obtained thus far on poly FA-BDE were found not to follow the kinetic equations for a first order reaction.

(C) The experiments on the slow thermal decomposition of INFO-635P were continued both in a vacuum and in the presence of the product gases. Present indications are that one of the initial steps is sublimation by proton transfer to the free amine and perchloric acid. Further decomposition then proceeds in the gas phase as well as in the solid. The decomposition is then further complicated by gas-solid reactions.

(U) An activation energy of 48 kcal. was derived from the pressure measurements. If the general mechanism proposed is correct, then the activation energy corresponds roughly to the gas phase decomposition.

(U) Attempts at identifying the residue are continuing and quantities of residue are being collected for further structural analysis.

CONFIDENTIAL

CONFIDENTIAL

AFRPL-TR-66-272

(This Page is Unclassified)

SECTION II

INTRODUCTION (U)

(U) The present report represents the progress made during the third quarter of a research program to obtain new, basic information on the kinetics and mechanism of decomposition of BTU, poly FA-BDE and INFO-635P. All three of these materials are solid, NF_2 -containing oxidizers with a high degree of spark and shock sensitivity. The present program has as its chief objective an understanding of the relationship between the decomposition mechanisms and the unusual sensitivity of these materials.

(U) The experimental approach being used has involved making slow thermal decompositions in monel systems at several temperatures in the classical manner. In addition, the technique of mass spectrometric analysis used in a new manner has been used throughout the work to gather information not easily obtainable by other means.

CONFIDENTIAL

(This Page is Unclassified)

CONFIDENTIAL

AFRPL-TR-66-272

(This Page is Unclassified)

SECTION III

(U) DISCUSSION OF RESULTS

A. THERMAL DECOMPOSITION OF INFO-635P (U)

1. Decomposition in Presence of Product Gases (U)

(U) A series of experiments in the temperature range 150°-180°C. was made on powdered samples of INFO-635P. Each reaction was allowed to run for a twenty-four hour period. Because of the complexity of the decomposition mechanism¹, the pressure curves did not comply with any of the equations developed from existing theories². However, there is a more general method of analyzing the results from which activation energies can be derived. It is based on the assumption that a single kinetic equation is applicable over a specific small range of decomposition independent of the temperature. The rate equation is given the form:

$$F(\alpha) = kt \quad (1)$$

where k is the rate constant. The values of fractional decomposition are α_n , $\alpha_n + 1$, at times t_n , $t_n + 1$.

(U) Then, over a finite range of decomposition:

$$F(\alpha_{n+1}) - F(\alpha_n) = k(t_{n+1} - t_n) \quad (2)$$

and at any different temperature, but the same values of α :

$$F(\alpha_{n+1}) - F(\alpha_n) = k'(t'_{n+1} - t'_n) = \text{constant} \quad (3)$$

From the Arrhenius equation it follows that a plot of $\log(t_{n+1} - t_n)$ against $1/T$ is linear with slope $E/2.303 R$. Since the form of the kinetic equation $F(\alpha)$ is not known, the pre-exponential factor cannot be found.

(U) The fractional decomposition (α) was assumed to be moles of gas produced per mole of INFO-635P originally loaded into the reactor. This is not a measure of the decomposition of the solid; however, based upon information developed from experiments in vacuo, Section III, A. 2, α is believed to be more a measure of gas phase decomposition.

(U) Values of the activation energy for the decomposition of INFO-635P obtained by this method are given in Table I. The average value of E_a for the decomposition in the range of $0.20 < \alpha < 0.5$ and $0.5 < \alpha < 1.0$ are 48 and 35 kcal. respectively, in the temperature range 165°-180°C. The activation energy at 150°-160°C. in the range $0.20 < \alpha < 1.0$ is 35 kcal. Since these activation energies are derived from pressure data, their interpretation mechanistically is difficult because of the complexity of the total decomposition. However, it is evident from the activation energies that there is a change in the decomposition mechanism.

CONFIDENTIAL

(This Page is Unclassified)

CONFIDENTIAL

Table I

(U) Values of Activation Energy, E_a , for The Thermal Decomposition of INFO-635P in Different Temperature Ranges

<u>α range mg./ml.</u>	<u>E_a, kcal. 150° - 160°C.</u>	<u>E_a, kcal. 165° - 180°C.</u>
0.10 - 0.15	58.6	26.9
0.15 - 0.20	88.8	42.1
0.20 - 0.25	38.6	45.3
0.25 - 0.30	27.6	50.9
0.30 - 0.35	36.3	50.0
0.35 - 0.40	32.4	45.3
0.40 - 0.45	35.5	47.6
0.45 - 0.50	37.9	50.0
0.50 - 0.55	28.0	40.6
0.55 - 0.60	28.5	32.1
0.60 - 0.65	32.4	44.9
0.65 - 0.70	34.2	34.6
0.70 - 0.75	31.3	35.5
0.75 - 0.80	38.8	33.5
0.80 - 0.85	37.7	43.5
0.85 - 0.90	39.4	29.1
0.90 - 0.95	35.5	35.6
0.95 - 1.00	34.3	36.8

The decrease in E_a with increasing pressure and constant temperature suggests either an autocatalytic reaction taking effect or that the predominant decomposition reaction has changed phase.

(C) Mass spectral analyses of the final gas products consistently show that the major products are CO_2 , N_2O , CO , and H_2 , as shown in Table II. No fluorine-containing compound in significant amount was observed, including HF gas. Minor products of methylamine, methyl chloride, CF_4 , CNCl , and 1,1- and 1,2-dichloroethane were also observed. The discrepancies in the mass balance relative to the product gases N_2 and HF will have to be resolved by analytical techniques other than mass spectrometry.

CONFIDENTIAL

Table II

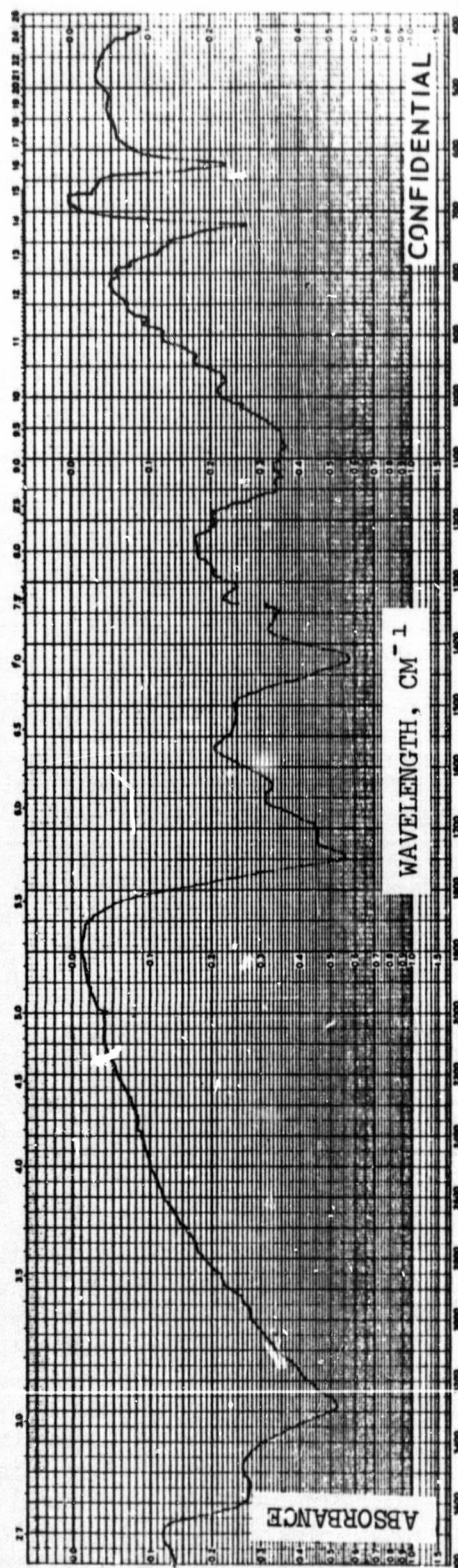
(U) Mass Spectral Results from Total Decomposition
of INFO-635P

Temp., °C.	Mole Product/Mole INFO					Total Moles Gas/Mole INFO-635P
	CO ₂	N ₂	N ₂ O	CO	H ₂	
160	2.49	2.14	1.17	0.75	--	7.21
165	2.89	2.23	0.85	0.77	0.11	6.969
170	2.53	1.88	0.94	0.89	0.10	5.22
175	2.78	2.08	0.83	0.84	0.16	6.869
180	2.82	1.93	0.86	0.96	0.14	6.901

(C) The residues from these several reactions all had the same physical appearance and gave the impression that liquefaction had occurred. All samples were orange, and there seemed to be two different substances, one a solid and the other a tacky or amorphous substance. The residue was treated with acetone; the solid portion was insoluble and was set aside for further analysis. The tacky portion was soluble; it was re-precipitated as a pale yellow powder from acetone with ether. It is not sensitive; upon heating it begins to discolor at about 180°C. and finally decomposes with gas evolution. The resulting residue from this is similar in appearance to the acetone-insoluble material of the original sample. The tacky or amorphous form can be regenerated by dissolving the yellow powder in acetone and then allowing the solvent to evaporate. Infrared analysis of this soluble material suggests the presence of ClO₄⁻, C=O, or possibly fluorinated -C=C- and possibly a cyclic carbonate structure, Figure 1.

2. Vacuum Decomposition at 170°C. (U)

(C) The initial experimental results from the series of decompositions of INFO-635P run under vacuum conditions were given in the last quarterly report. Decompositions by this technique were continued to complete the series of 170°C. The percent weight loss curve appears to stabilize at about 85%. Figure 2. The results are very regular. Mass spectral data of the product gases, Table III, show the general trend in the product gases as a function of time. Except for H₂O, NO₂ and N₂O which tend to disappear, all other products are steadily increasing. However, caution should be exercised in any quantitative interpretation of these results because of the reactivity of N₂F₄ with water. Also the particular technique employed in performing these experiments does not allow the identification or determination of the non-condensable gases. Some of the minor gaseous products also found are C₂H₂, C₂H₄, CH₃NH₂, CNCl, C₂H₂F₂, CF₄, and SiF₄. A liquid was also collected with these gases from the vacuum decompositions; however, once collected in the Kel-F trap the liquid could not be vacuum transferred out of the trap for analysis.



(U) Fig. 1 - Infrared Spectra of Acetone Soluble Portion of Residue

CONFIDENTIAL

(This page is Unclassified)

AFRPL-TR-66-272

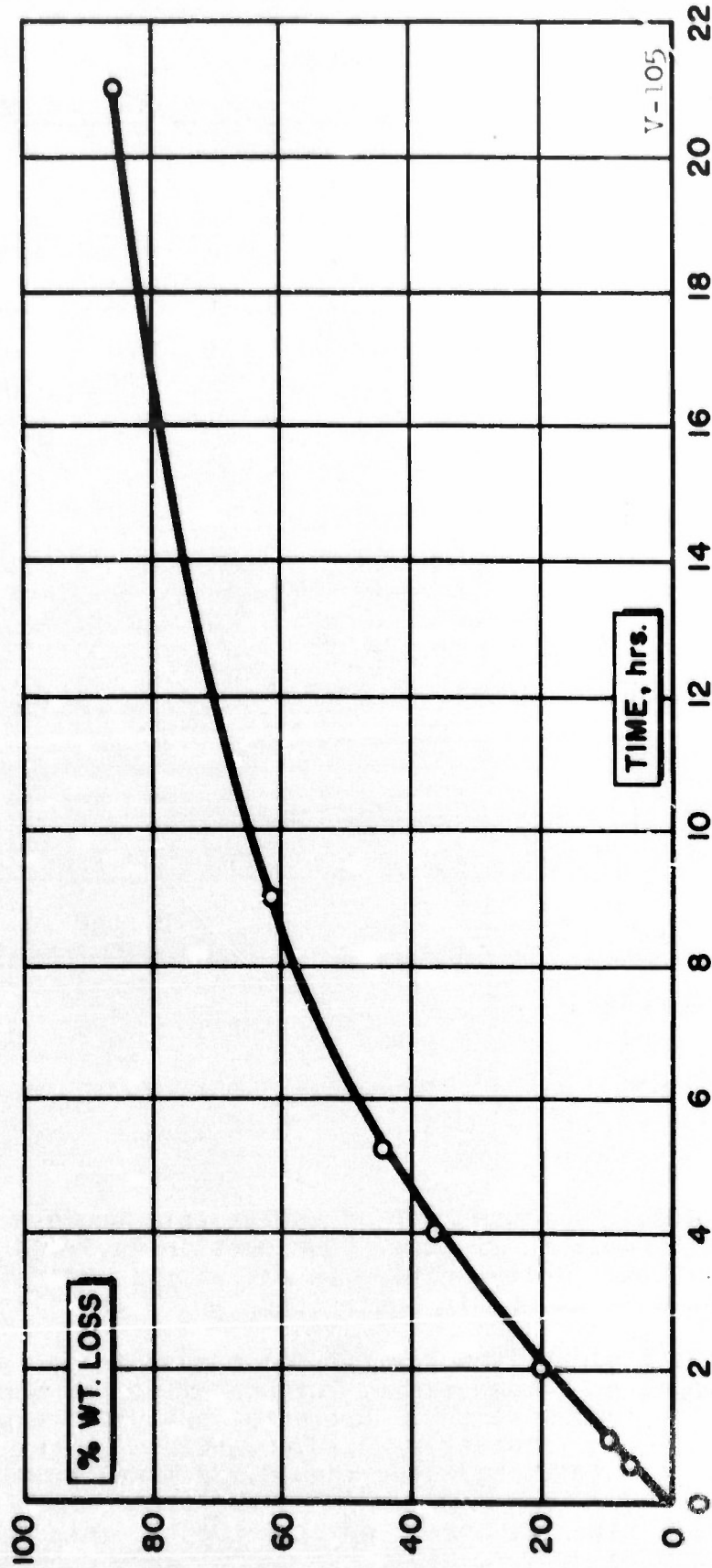


Fig. 2 - Percent Weight Loss of Solid INFO-635P at 170°C.

CONFIDENTIAL

(This page is Unclassified)

CONFIDENTIAL

AFRPL-TR-66-272

Table III

(U) Mass Spectral Results of Decomposition of INFO-635P at 170°C. in Vacuo

Run No.	Time, hrs.	Resulting Compounds						
		Mole Major Product/Mole INFO-635P						
		NO	N ₂ O	NO ₂	CO ₂	H ₂ O	N ₂ F ₂	N ₂ F ₄
628	1	0.003	0.024	0.003	0.057	0.035	0.003	0.024
630	2	0.049	0.041	0.009	0.170	0.018	0.031	0.074
76	4	0.102	0.088	0.020	0.351	0.020	0.068	0.177
726	9	0.25	0.123	0.017	0.703	--	0.047	0.276
728	21	0.271	0.081	--	0.991	--	0.106	0.480

(C) The residue from each of these runs was still a powder, in contrast to the total pressure runs where the impression of flow was observed. The color change varied progressively from white to pale yellow to orange as the time of decomposition increased. The results from a total ClO₄⁻ and NH₃ analysis on the residue were discussed in an earlier report¹. Active fluorine analysis of these residues gave the results shown in Table IV.

Table IV

(C) Active Fluorine Analysis of INFO-635P Plus Residues

Run	Time, hr.	Fluorine Equivalents/mole
Standard	--	5.3
78	0.5	~5.3
630	2	3.7
76	4	4.4

(C) Normally, the number of equivalents would be expected to decrease as a function of time. The data in Table IV do not verify this expectation. This increase in activity is believed due to the formation of NO₂- groups in the residue which can also oxidize I⁻.

(C) The residue from Run 728 decomposed in vacuum after twenty-one hours appeared homogeneous. This material had a melting point of 237°C. with decomposition. Elemental analysis resulted in the following empirical formula C₂₄H₄₃N₁₅O₃₆FCl₆. Emission spectroscopy on this sample showed less than 0.17% total metal present.

(C) High resolution mass spectroscopy of this residue at temperatures varying from 130°C. to 230°C. gave essentially the

CONFIDENTIAL

CONFIDENTIAL

AFRPL-TR-66-272

same spectrum as shown in Table V. As indicated from the mass spectral results, the principal component is HClO_4 and its related mass fragments.

Table V

(C) High Resolution Mass Spectrum of Residue
from Run 728

<u>M/e</u>	<u>Assignment</u>
102	$\text{HCl}^{37}\text{O}_4$
100	HClO_4
87	--
85	Cl^{37}O_3
83	ClO_3
69	Cl^{37}O_3
67	ClO_2
64	--
54	HOCl^{37}
52	HOCl
53	Cl^{37}O
51	ClO
44	--
43	--
38	HCl^{37}
37	Cl^{37}
36	HCl
35	Cl

(C) Thin layer chromatography of residues from two runs, Number 628 at 170°C . for one hour, and 712 at 150°C . for 12 hours, both gave the same results. There was one major impurity and one trace component, exclusive of NH_4ClO_4 . The major impurity is basic and treatment with nonhydrin indicator gave a deep purple color which suggests that it is a primary amine or an ammonium salt, but not NH_4ClO_4 which is not very sensitive to nonhydrin indicator.

(U) Seven small samples of INFO-635P were loaded into Teflon cups and placed in separate glass tubes. These were then attached to a system by which a vacuum could be maintained on each sample concurrently. All tubes were immersed simultaneously into a 170°C . oil bath. The level of the oil was kept below the ground glass joint of the tube. A single tube was removed from the bath at approximately one-hour intervals.

CONFIDENTIAL

CONFIDENTIAL

AFRPL-TR-66-272

(C) The percentage weight loss for each sample was determined. Each residue was analyzed for unreacted INFO-635P by NMR. The analytical result is based upon the relative intensity of the $(\text{NF}_2)_3\text{C}$ -peak of the unknown compared to a standard.

(C) It was also observed that at long immersion times some material had condensed into the cool part of the glass tube. The weight of the sublimed material for the past three points was determined, and was identified by infrared spectroscopy as INFO-635P. The results from this experiment are given in Table VI.

Table VI

(U) Vacuum Decomposition of INFO-635P

Run No.	Time, hrs.	Original Wt., g.	Wt. of Residue, g.	Percent		
				Wt. Loss	INFO Recovered as Subl.	INFO in Residue NMR \pm 5%
1	0.5	74.1	69.6	6.07	--	84.2
2	1	86.6	78.6	9.27	--	99.1
3	2	69.6	45.9	34.05	--	92.7
4	3	79.3	44.9	43.4	--	79.8
5	4	70.6	23.9	66.1	38.0	75.8
6	5	74.0	10.6	85.7	57.5	68.6
7	6	69.4	0.4	99.4	67.4	--

(U) The data indicate that sublimation is an important step in the decomposition mechanism, and that most of the residue is still INFO-635P. The NMR results were confirmed by infrared analysis of the residue.

(U) The initial work on vacuum decomposition, Figure 2, indicated that the percentage weight loss of the residues were very regular. From the present experiments, Table VI, the amount of residue remaining other than INFO-635P is very small which indicates that gas-solid interaction is extensive when INFO-635P is sublimed into a hot rather than a cool zone.

(C) Decomposition may thus proceed in the gas phase, as the free amine, in the solid or condensed phase as the amine salt, and as an interaction between the different phases. The extent of each reaction independent of the other will have to be determined.

3. Mass Spectral Study of the Thermal Decomposition (U)

(U) A portable cycloidal mass spectrometer on loan from the Chemical Physics Laboratory of The Dow Chemical Company, was

CONFIDENTIAL

CONFIDENTIAL

AFRPL-TR-66-272

attached to the vacuum decomposition system such that small amounts of gas products could be sampled through a needle valve while maintaining the vacuum over the solid cryogenically and mechanically.

(U) The principal reason for performing these experiments was to obtain a qualitative picture of the decomposition with respect to the gas phase. No quantitative correlation among the several runs should be made since no standard cracking patterns of the various compounds on this instrument were taken; therefore, as the higher mass fragments begin to appear the distinction between those lighter fragments due to the thermal decomposition and those due to the cracking pattern of the higher masses becomes more difficult.

(U) Even a complete intra-correlation of the ion intensities between different spectra of the same run should not be attempted over the entire time range because of the change in the sensitivity factor as the optimum operating pressure of the instrument is exceeded.

(U) Six decompositions were run in the temperature range 150°C. to 185°C. A representative spectrum at the various temperatures at approximately the same time were taken.

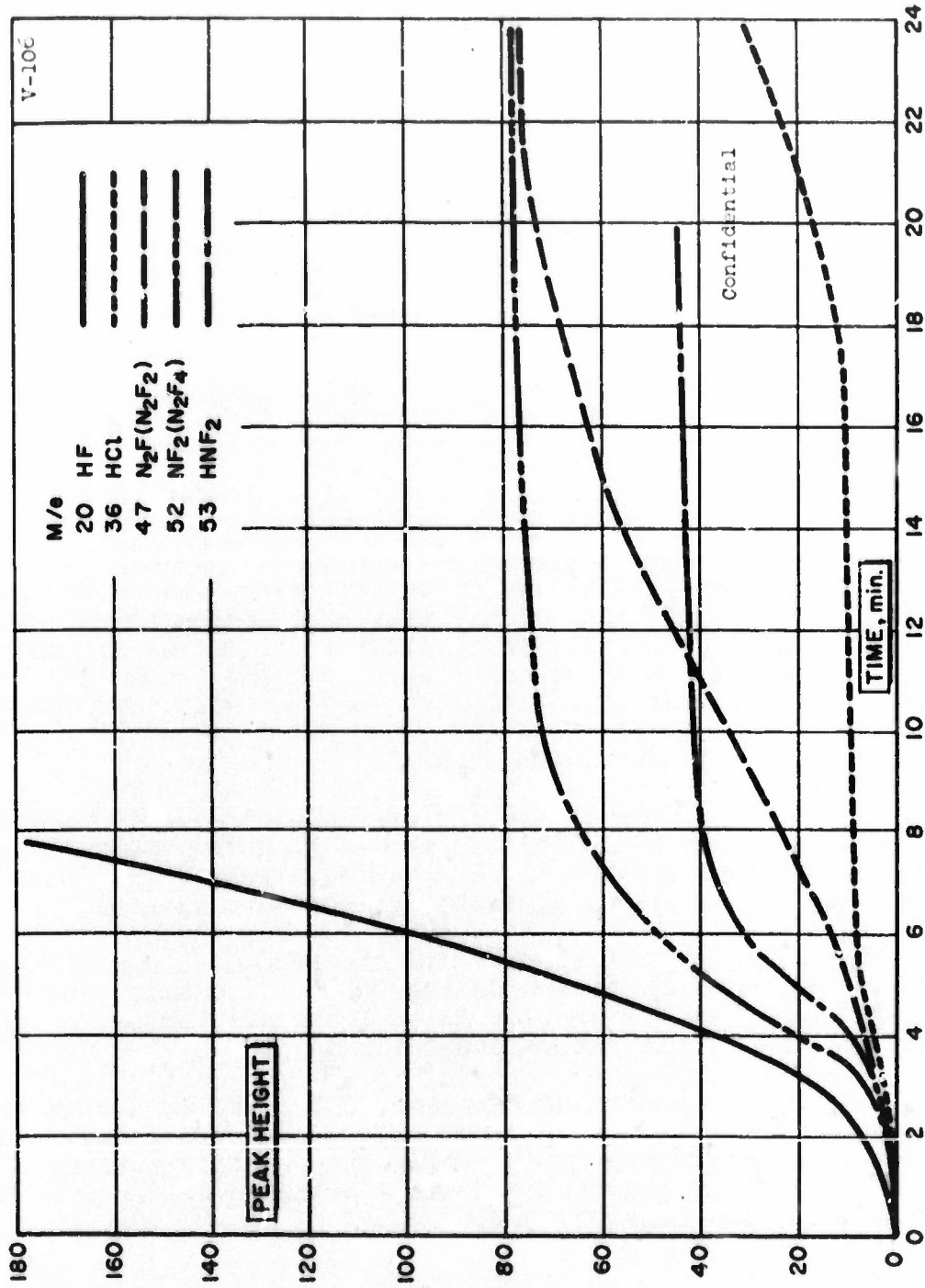
(C) Analysis of these spectra with respect to mass numbers 20, 36, 47, 52, and 53 was made and the ion intensities were plotted as a function of time (Figures 3 and 4). The most significant point of the reaction at 150°C. is that mass 52 (NF_2) and mass 53 (HNF_2) appear to have reached a steady state (Figure 3). Mass 47, assigned to N_2F from N_2F_2 , is steadily increasing. Hydrogen fluoride is by far the most abundant species. Mass numbers 28 and 44 are very abundant and follow similar curves. From high resolution mass spectral data at 120°, 150°, and 160°C., mass 28 and 44 are predominantly $-\text{CH}_2\text{NH}_2$ and $\text{CH}_2\text{CH}_2\text{NH}_2^1$.

(C) Figure 4 represents similar curves of the data derived from the decomposition at 170°C. and agrees with the 150°C. run, Figure 3, except that N_2F_2 ($M/e = 47$) has also reached a steady state. Hydrogen fluoride is again the predominant species.

(C) The higher mass fragments are observed at longer times. Mass numbers 228 and 168, corresponding to the free amine and $(\text{NF}_2)\text{C}$., indicate that sublimation is an important factor in the decomposition under these vacuum conditions.

(C) The various oxides of chlorine, ClO_x , corresponding to the HClO_4 cracking pattern, are also observed; however, their relative intensity is not very great during the reaction period, suggesting that the perchloric acid has reacted in some way either with the solid or the metal system.

CONFIDENTIAL



(U) Fig. 3 - Mass Spectral Peak Height as a Function of Time of Selected Gaseous Products from Vacuum Decomposition of INFO-635P at 150°C.

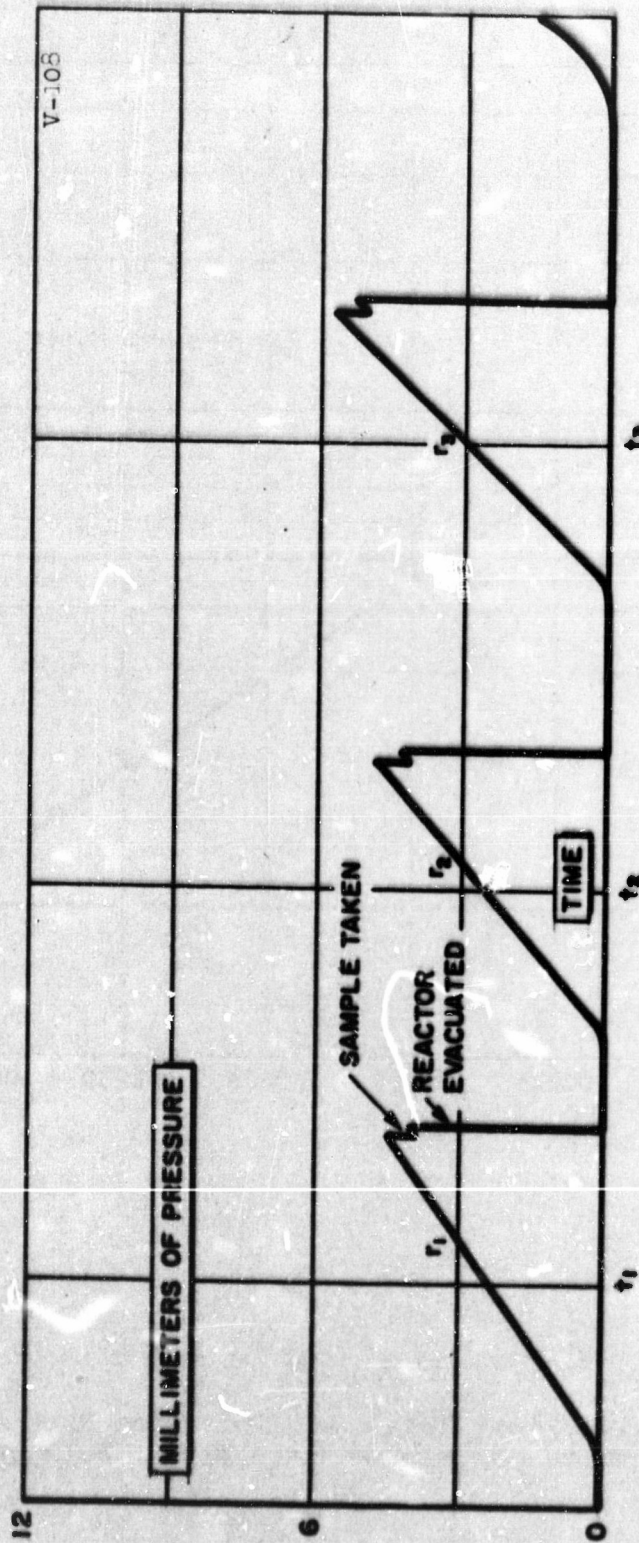
B. POLY FA-BDE (U)1. Thermal Decompositions (U)

(C) In the Second Quarterly Report a value of 46 kilocalories was reported for the apparent activation energy, E_a , for the initial decomposition step for poly FA-BDE. This value was obtained from thermogravimetric analyses (TGA) in which the weight loss of poly FA-BDE was recorded versus time at five different temperatures and under continuous evacuation. For the Arrhenius plot of log rate of weight loss versus $1/T$, the rate of weight loss used was taken as close to zero time as the data would permit. This was done to get a value of E_a which would represent the initial decomposition reactions.

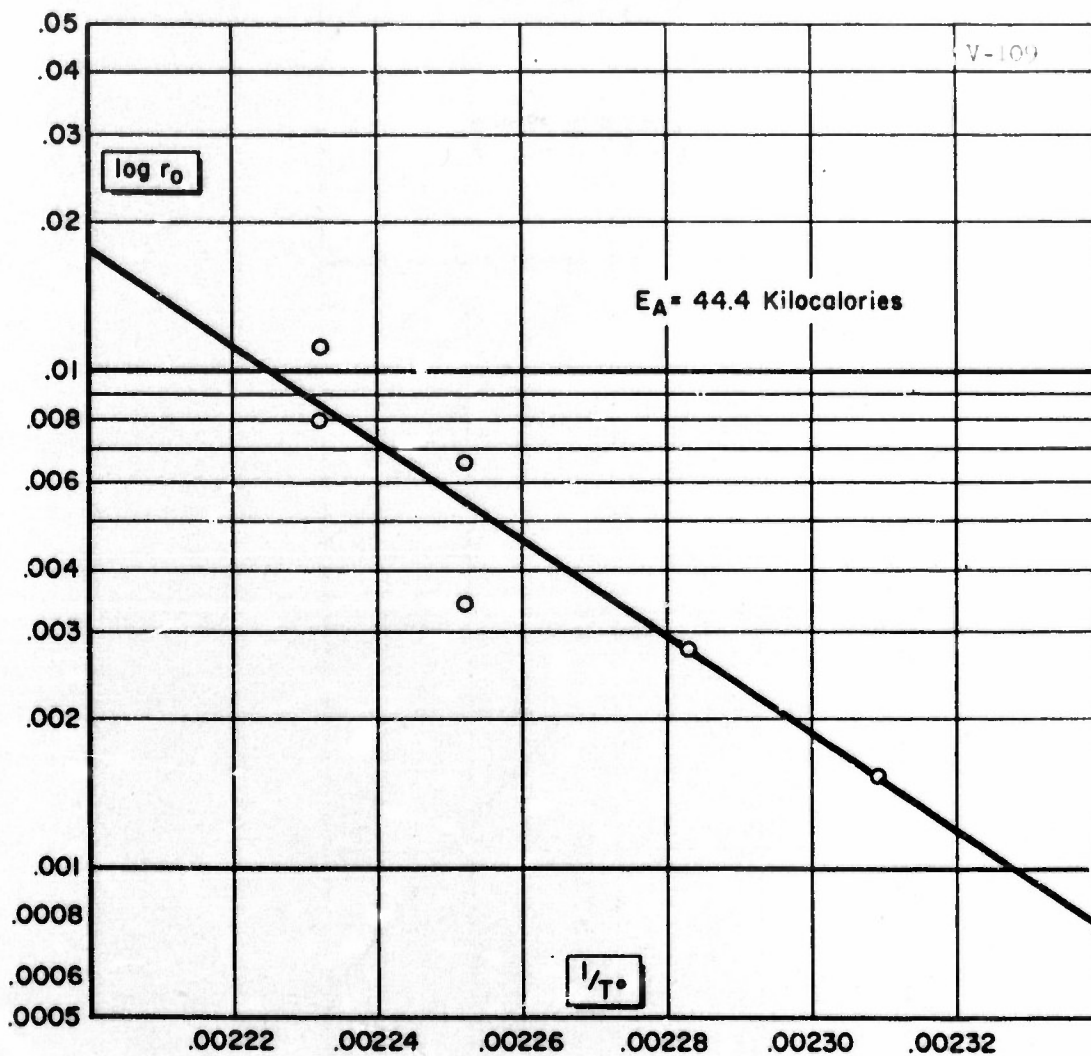
(C) During the present period, values for E_a were obtained from different types of experiments and were found to agree reasonably well with the 46 kilocalories obtained from TGA.

(C) As mentioned in the last report, in order to minimize reactions of decomposition gases with the solid substrate (especially N_2F_2 , N_2F_4 and HNF_2), thermal decompositions were run in which the pressure of decomposition gases was not allowed to exceed 6 millimeters. The gases were then sampled and the monel decomposition vessel evacuated to zero pressure. The process was repeated several times during the initial and acceleratory phases of the decompositions. The pressure-time record took the form shown schematically in Figure 5. The data provided a record of the average rates of decomposition in terms of pressure at a series of average times. Knowing the monel reactor volume, the pressure, and the constant temperature used, the moles of gas were calculated and the rates of decomposition expressed in terms of millimoles of gas evolved. A series of average rates, r_1, r_2, \dots, r_n were thus obtained at corresponding average times t_1, t_2, \dots, t_n and, when plotted, the rate of gas evolution, r_0 , at $t=0$ was extrapolated. A value of r_0 was obtained for each of the experimental temperatures. An Arrhenius plot of log r_0 values versus the reciprocal of the absolute temperature is shown in Figure 6. From the slope of this plot, a value of 44.4 kilocalories was calculated for the apparent activation energy of the initial decomposition reaction. This value compares favorably with that obtained from the TGA experiments.

(C) During this course of the above experimental work, each sample taken was analyzed by vapor phase chromatography over a column packed with 30% siloxane on Chromosorb W at $0^\circ C$. For the last experiment in this series, a portable mass spectrometer was attached to the VPC exit tube to identify and to determine the order of elution of the various decomposition gases. The spectrometer was used on all five of the samples taken during the course of this experiment. Examination of the mass spectral data revealed that most of the VPC peaks were not "pure" as was assumed earlier. With the possible exception of HNF_2 , the peaks were composed of at least two, and sometimes, three or four components. This made construction



(U) FIG. 5 - Schematic of Pressure-Time Data on Poly FA-BDE



(U) Fig. 6 - Arrhenius Plot; Total Gas Evolution Rate at Zero Time; Millimoles per Minute per 200 Mg. Poly FA-BDE

of concentration plots of individual gaseous components impossible. This experiment also showed that N_2F_2 is an early product. N_2F_2 had not been previously identified. The mass spectral analyses confirmed the production of the gases listed previously as being produced during the decomposition of poly FA-BDE, viz., N_2 , NO, N_2O , CO_2 , CO, N_2F_4 , HNF_2 , COF_2 , NF_3 , CF_4 , C_2F_6 , and HF. Of these products, NO and N_2O contributes the least to the total gas pressure above decomposing poly FA-BDE. That portion of gas samples taken for VPC analysis which was non-condensable in a liquid nitrogen trap was the most abundant fraction as judged by its relative peak height. These non-condensable portions consisted of nitrogen and undetermined amounts of CO. Assuming peak heights as an approximate quantitative measure, this fraction represented about half the total gas pressure throughout most of the thermal decomposition studied. If the average rate of non-condensable gas formation is calculated from the experimental data and use made of the peak heights obtained in the VPC analyses, a rate of N_2+CO formation at zero time can be extrapolated for each temperature. This was done for four temperatures for which the data were complete. The values of r_0 so obtained are shown on an Arrhenius plot in Figure 7. Considering the assumption necessary to make this plot, the apparent activation energy of 49.4 kilocalories calculated in this way is in reasonable agreement with that found by using the rates of total gas evolution.

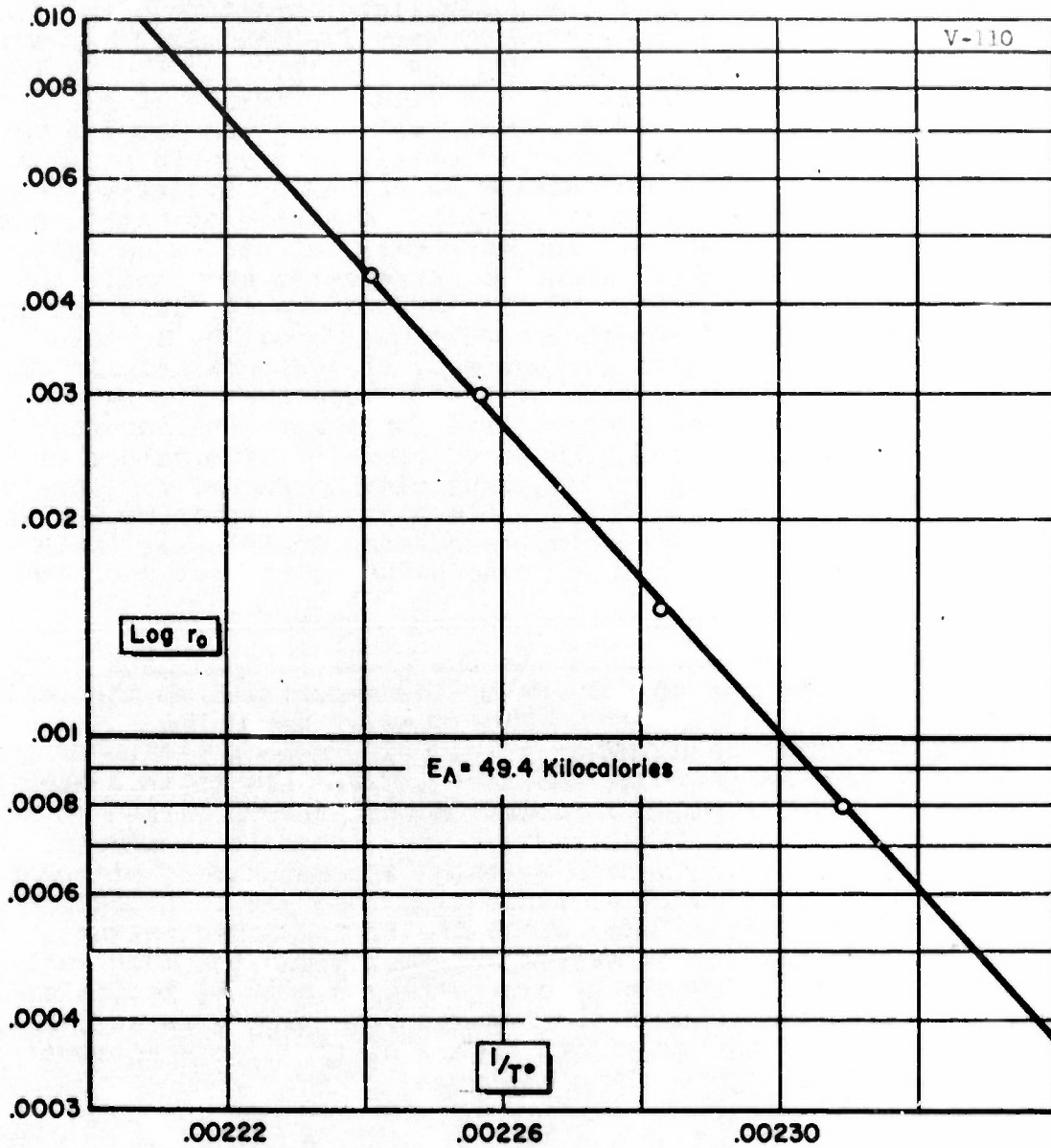
(U) Attempts were made to fit the pressure-time data obtained in the earlier studies of poly FA-BDE decomposition to theoretical equations reported in Garner's "Chemistry of the Solid State." These attempts have been unsuccessful. The decomposition of poly FA-BDE is a very complex one and the methods used in this work, in the main, have recorded information on a decomposition already well advanced when the first samples were taken for analysis. That this is true is evidenced by the large amounts of nitrogen found in these first samples, indicating that a substantial amount of reaction had already taken place in the polymeric network. Only in MTA and high resolution mass spectrometry was the main early decomposition product found not to be nitrogen but NF_2 radicals. Thus, the reactions leading to nitrogen formation were held to a minimum because of the very high vacuum of the mass spectrometer and the use of milligram size samples.

(C) Near the close of the last quarter, a method was found whereby it appeared to be possible to approximate the disappearance of poly FA-BDE. In this method, samples of the polymer are decomposed under continuous vacuum for various periods of time and the solid residues treated with Freon 113. The Freon-soluble portion was found to give an infrared spectrum identical to the original polymer, was near white, and very shock sensitive. Elemental and active fluorine analyses of this fraction are shown in Table VII. The insoluble portion was found to be slightly shock sensitive, amber, and had an infrared spectrum which indicated that some absorption in the NF_2 region remained. Elemental and active fluorine analyses are also shown in Table VII. These data provide

CONFIDENTIAL

AFRPL-TR-66-272

(This page is Unclassified)



(U) Fig. 7 - Arrhenius Plot; $\text{N}_2(+\text{CO})$ Rate at Zero Time;
Millimoles Gas per Minute per 200 Mg. Poly FA-BDE

CONFIDENTIAL

(This page is Unclassified)

some justification for the assumption that the Freon-soluble fraction represents a statistical proportionality to the amount of poly FA-BDE yet undecomposed. On this basis, experiments were carried out at four different temperatures. At each temperature, samples of partially decomposed poly FA-BDE were removed at intervals from the constant temperature bath and the Freon-soluble portion separated. The results of these experiments are plotted in Figure 8 as percent of original sample weight that was Freon-soluble at the indicated time intervals. As in the case of the pressure-time data mentioned earlier, these data did not follow a first order plot and initial attempts to fit the data to an equation failed. Initial decomposition rates were applied to an Arrhenius plot to obtain a value for E_a . The result, 46.9 kilocalories, shown in Figure 9, is in fair agreement with the values obtained by the methods described earlier.

Table VII

(U) Analytical Data on Freon 113-Soluble and Insoluble Fractions from Poly FA-BDE Decomposition

Element	Percentage Composition		
	Original Poly FA-BDE	Freon-Soluble Fraction	Freon-Insoluble Fraction
Carbon	16.4 calc.	16.8	20.5
Hydrogen	1.35 calc.	1.4	1.72
Nitrogen	19.2 calc.	20.4	16.4
Fluorine (total)	52.1 calc.	50.9	43.9
Active fluorine*	38.0	36.1	25.8
Molecular weight			--

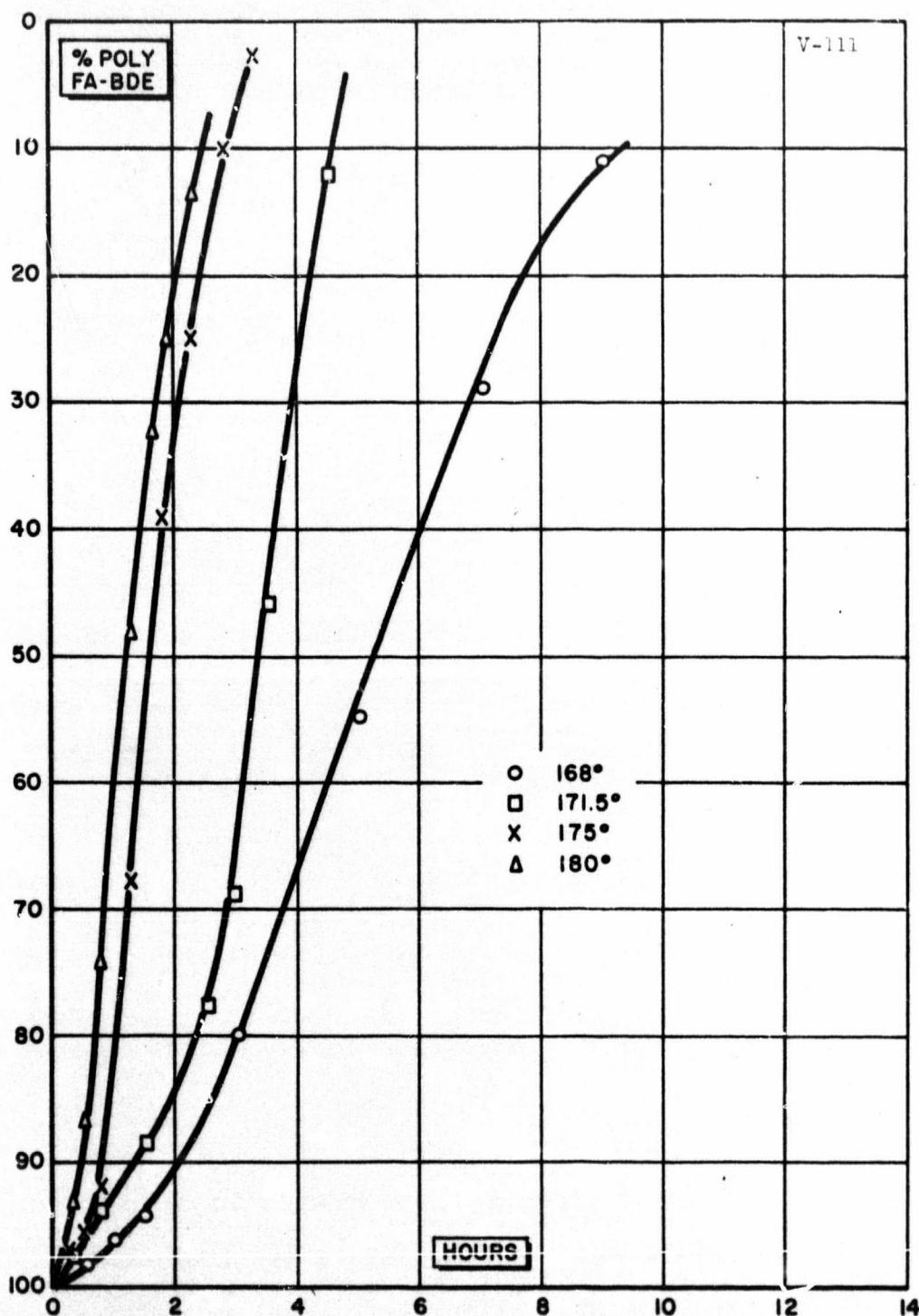
* By titration of iodine liberated from sodium iodide in acetone solution.

C. BTU (U)

(C) Two preliminary experiments were made in which approximately 100 milligram samples of BTU were thermally decomposed in the monel system. In one experiment the temperature was increased slowly from room temperature to 185°C.; in the other, a decomposition was made at 130°C. Both decompositions left a yellow solid residue, and infrared analysis of the final product gases indicated the presence of CO₂, NF₃, CF₄, HF, and TRIS-I. The pressure-time data implied that sublimation of BTU might be the first step followed by decomposition in the gas phase.

CONFIDENTIAL

(This page is Unclassified)

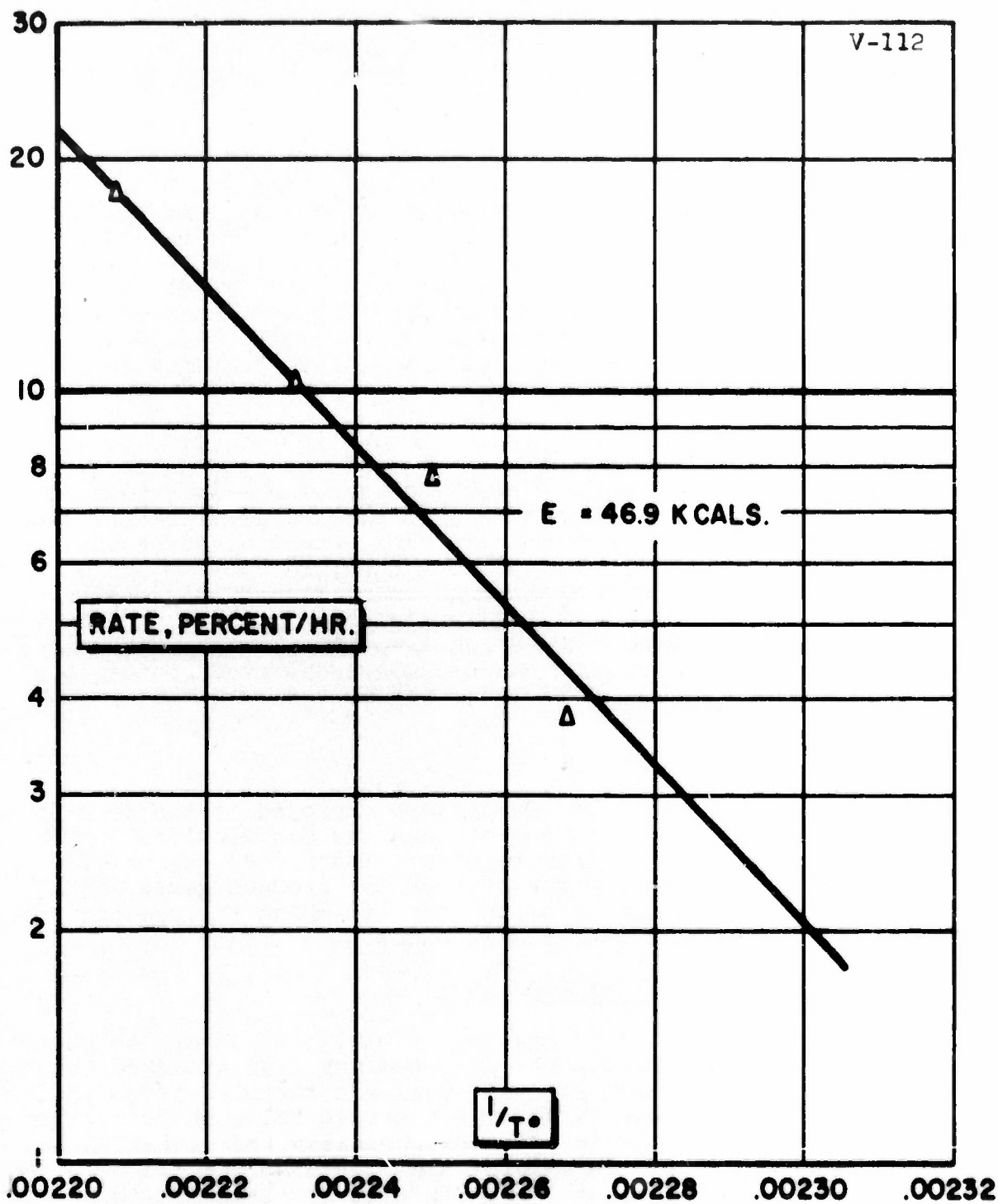


(U) Fig. 8 - Disappearance of Poly FA-BDE as Measured by Freon 113 Solubility

CONFIDENTIAL

(This page is Unclassified)

(This page is Unclassified)



(U) Fig. 9 - Arrhenius Plot; Rate of Disappearance of Poly FA-BDE

SECTION IVEXPERIMENTAL (U)A. THERMAL DECOMPOSITION (U)1. Poly FA-BDE (U)

(C) The apparatus and technique of performing the slow thermal decompositions and subsequent separation and analysis of decomposition products were described in earlier reports. During the present period, the experiments on poly FA-BDE were done with the pressure of the decomposition gases regulated at a few millimeters to minimize reaction of evolved N_2F_2 , N_2F_4 and HNF_2 with the solid substrate. This was accomplished by allowing the pressure to build up to the desired level and then expanding and condensing the gases in the sampling unit of the system.

(U) For the work in which the decomposition of solid poly FA-BDE was followed, weighed samples were placed into Teflon cups contained by individual glass vessels and continuously evacuated during the experiment. The samples were removed at different time intervals and treated with Freon 113. The weight of the soluble portion, which gave an infrared pattern identical to the original poly FA-BDE, was taken as a measure of undecomposed poly FA-BDE. The insoluble portion was amber, slightly shock sensitive, and gave an infrared pattern similar to, but not identical with, undecomposed poly FA-BDE. A set of samples was decomposed at each of the four temperatures, 180°, 175°, 171.5°, and 168°C.

2. INFO-635P (U)

(U) Two experimental procedures were employed in the decomposition studies of INFO-635P. The technique and description of the apparatus were given in earlier reports. The procedures briefly are: (1) decomposition in the presence of the product gases until completion, and (2) vacuum decomposition, in which the product gases were pumped off and collected continuously.

B. MASS SPECTROMETRIC TECHNIQUES (U)

(U) A portable cycloidal mass spectrometer, built at the Chemical Physics Laboratory of The Dow Chemical Company, was attached to the vacuum decomposition system so that small amounts of gaseous products could be sampled continuously through a needle valve while maintaining the vacuum over the solid both cryogenically and mechanically. The instrument was also used by attaching the sampling line of the spectrometer to the exit tube of the VPC unit for the experiment on poly FA-BDE. The mass spectra were recorded with a Visicorder.

SECTION VCONCLUSIONS AND FUTURE WORK (U)A. INFO-635P (U)

(U) The reactions under pressure of gaseous products have indicated that the decomposition involves gas-gas and gas-solid interactions as well as solid decomposition. In addition, there is some evidence of melting or of a solution being formed or that the reaction proceeds by an autocatalytic mechanism, which would account for the sigmoid pressure-time curve.


(C) Vacuum decompositions of INFO indicate that CO₂, N₂F₄, NO, N₂F₂, N₂O, and N₂ are major products of decomposition with CO₂ being predominant; HF is most likely a product, too, but it is not observed. A quantitative determination of HF as a final product will be attempted. Vacuum techniques have decreased the amount of solid decomposition over a given time period as evidenced by the weight loss.

(C) Mass spectrometric analysis of the decomposition gases as they are produced strongly indicates that sublimation is one of the initial steps. The large mass fragments observed, 228, 207, 168, support this conclusion. The continuous mass spectrometric analysis of the product gases from the vacuum decomposition shows that HF is a large and increasing fraction of the gases. Since HF is an expected product of the mass cracking pattern of the large fragments in the mass spectrometer as well as from the decomposition of solid INFO and of the free amine of INFO, no definite conclusion can be made as to its primary source.

(C) An attempt will be made to obtain the cracking pattern of the free amine in the portable cyclodial mass spectrometer which will allow the derivation from the existing spectra data most closely related to the decomposition.

(U) A review of the early MTA work in the light of present knowledge suggests that the double reaction sequences observed are associated with the sublimation and eventual decomposition of the residual material.

(C) The mechanism implied by all these data is the sublimation of INFO-635P by dissociation:



as the first step, with the subsequent decomposition of the free amine in the gas phase.

(C) An attempt will be made at separating the gas phase decomposition from the gas-solid reaction. This will allow a qualitative interpretation of relative amount of interaction, and of the rate of gas phase decomposition of the free amine.

CONFIDENTIAL

AFRPL-TR-66-272

(U) An apparatus will be designed to allow the rate of solid decomposition and the resulting gaseous products to be determined free from the complicating sublimation and gas phase decompositions.

(C) The hydrogen chloride salt of INFO will be made by reacting the acetone solutions of the perchlorate salt with tetramethylammonium chloride. The resulting tetramethylammonium perchlorate is insoluble, leaving the chloride salt of INFO in solution. Several decompositions will be run to determine the effect of ClO_4^- ion on the decomposition.

(U) As decompositions are made, soluble and insoluble residue samples will be separated and collected. Identification will be attempted when a sufficient quantity of material has been accumulated.

B. POLY FA-BDE (U)

(C) The experimental data obtained this period again indicate the complex reaction sequence that must prevail when poly FA-BDE is decomposed. Values for the activation energy for onset of thermal decomposition were calculated from experimental data as 44 to 49 kilocalories, depending on the method used. These values are consistent with the view of a free radical mechanism, initiated by the cleavage of the C-N bond to form NF_2 free radicals. That this does indeed occur was shown in the work reported earlier using MTA and high resolution mass spectrometry on milligram size samples under high vacuum. These experiments indicated that no large volatile fragments were produced in the initial decomposition stage and the mass spectra were overwhelmed by masses 52 (NF_2) and 33 (NF) at $135^\circ\text{-}140^\circ\text{C}$. Although nitrogen was observed immediately in the decomposition, it represented only a minor part of the spectra. However, it soon became one of the largest peaks in the spectra after decomposition started. In the slow thermal decomposition work, the formation of nitrogen was immediate and substantial and remained the major contributor to the measured gas pressure. Since the formation of large amounts of nitrogen still occurred when the decompositions were performed under low pressure to minimize gas-solid reactions, one must conclude that substantial reaction occurs in the matrix of the solid polymer. Thus, the activation energies calculated from pressure-time curves were obtained from data on a complex reaction sequence and may only represent an approximation to the E_a necessary for onset of decomposition. This objection does not apply to the E_a obtained from the experiments in which Freon-soluble material was plotted as a function of time. Thus, the value 46.9 kilocalories is the more meaningful if the basic assumption made in these experiments is valid.

(U) Future work on poly FA-BDE will consist chiefly of trying to postulate mechanistic paths that will give reasonable explanations for the experimental facts. It is felt that the initial step of the decomposition has been identified and final products characterized. In addition, most of the gaseous intermediates have been identified. Rates for the onset of decomposition have been measured for the

CONFIDENTIAL

disappearance of poly FA-BDE and for gas production, and from these data activation energies have been calculated. A more accurate mass balance of the experimental data is still required. Both of these topics will be emphasized in the future work on poly FA-BDE.

C. BTU (U)

(U) The thermal decomposition studies already begun on BTU will represent the major experimental effort in the last quarter of this year. Although initial experiments indicate that the decomposition of this material proceeds from the gas phase following sublimation as a first step, this should be confirmed before more extensive experimentation is done. Once the general character of the initial decomposition has been affirmed, the necessary experiments to obtain the needed kinetic information can be planned and executed.

CONFIDENTIAL

AFRPL-TR-66-272

(This page is Unclassified)

VI. REFERENCES

1. The Dow Chemical Company, Quarterly Progress Report Nr. 2, 15 March 1966 - 15 June 1966, Contract AF 04(611)-11395.
2. W. E. Garner, Ed., Chemistry of the Solid State, Butterworths Scientific Publications, London 1955.
3. P. W. M. Jacobs and A. R. T. Kureishy, "Kinetics of the Thermal Decomposition of Sodium Azide," Proc. Roy. Soc., 4718 (1964).

CONFIDENTIAL

(This page is Unclassified)

UNCLASSIFIED

Security Classification

DOCUMENT CONTROL DATA - R&D		
(Security classification of title, body of abstract and indexing annotation must be entered when the overall report is classified)		
1 ORIGINATING AGENCY (Corporate author) The Dow Chemical Company Midland, Michigan	8a. REPORT SECURITY CLASSIFICATION Confidential 8b. GROUP 4	
2 REPORT TITLE Kinetics of Decomposition of Solid Oxidizers		
4 DESCRIPTIVE NOTES (Type of report and inclusive dates) Quarterly Progress Report 3 1 July - 30 September 1966		
3 AUTHOR(S) (Last name, first name, initial) Dergazarian, Thomas E. Flynn, James P.		
6 REPORT DATE October 1966	7a. TOTAL NO. OF PAGES 40	7b. NO. OF REFS 3
8c. CONTRACT OR GRANT NO. AF 04(611)-11395 8. PROJECT NO. 31468 BPSN: 623148 Program Structure Nr. 750 G	8e. ORIGINATOR'S REPORT NUMBER(S) NF-30-66 8d. OTHER REPORT NO(S) (Any other numbers that may be assigned this report) AFRPL-TR-66-272	
10 AVAILABILITY/LIMITATION NOTICES In addition to security requirements which must be met, this document is subject to special export controls and each transmittal to Foreign governments or foreign nationals may be made only with prior approval to AFRPL/RPR-STIN(FO), Edwards, California 93521.		
11 SUPPLEMENTARY NOTES		12 SPONSORING/MILITARY ACTIVITY AFRPL, RTD Edwards AFB, California
13 ABSTRACT <p>The purpose of this research has been to study the thermal decomposition of the solid oxidizers, INFO-635P, poly FA-BDE, and BTU, to obtain knowledge of their decomposition kinetics and mechanism.</p> <p>Thermal decompositions of poly FA-BDE were continued with additional experiments in the temperature range 160° - 180°C. The work was done both at low pressure of decomposition gases and under continuous vacuum. Separation and analysis of decomposition products showed that, although secondary reactions between gaseous products and the solid phase had been greatly minimized, the measured decomposition was well advanced as evidenced by the detection of nitrogen in initial samples. Extrapolation of decomposition rates from pressure-time data on poly FA-BDE to rates at zero time and the use of these rates in an Arrhenius plot produced an apparent activation energy for onset of decomposition of 44.4 kcal. A series of experiments in which the solid polymer was examined as a function of time and temperature as it decomposed under continuous vacuum produced a value of 46.9 kcal.</p> <p>The experiments on the slow thermal decomposition of INFO-635P were continued both in a vacuum and in the presence of the product gases. Present indications are that one of the initial steps is sublimation by proton transfer. Further decomposition then proceeds in the gas phase as well as in the solid. The decomposition is then further complicated by fast-solid reactions. If the general mechanism proposed is correct, then the activation energy of 48 kcal. derived from the pressure measurements corresponds roughly to the gas phase decomposition.</p>		

DD FORM 1473

UNCLASSIFIED

Security Classification

UNCLASSIFIED
Security Classification

18.	KEY WORDS	LINK A		LINK B		LINK C	
		ROLE	WT	ROLE	WT	ROLE	WT
	<p>INFO-635P</p> <p>INFO-635P, Decomposition of</p> <p>FA-BDE, Poly</p> <p>FA-BDE, Poly, Decomposition of</p> <p>BTU</p> <p>Thermal Decomposition of Oxidizers</p> <p>Decomposition</p>						
INSTRUCTIONS							
<p>1. ORIGINATING ACTIVITY: Enter the name and address of the contractor, subcontractor, grantee, Department of Defense activity or other organization (corporate author) issuing the report.</p> <p>2a. REPORT SECURITY CLASSIFICATION: Enter the overall security classification of the report. Indicate whether "Restricted Data" is included. Marking is to be in accordance with appropriate security regulations.</p> <p>2b. GROUP: Automatic downgrading is specified in DoD Directive 5200.10 and Armed Forces Industrial Manual. Enter the group number. Also, when applicable, show that optional markings have been used for Group 3 and Group 4 as authorized.</p> <p>3. REPORT TITLE: Enter the complete report title in all capital letters. Titles in all cases should be unclassified. If a meaningful title cannot be selected without classification, show title classification in all capitals in parentheses immediately following the title.</p> <p>4. DESCRIPTIVE NOTES: If appropriate, enter the type of report, e.g., Interim, progress, summary, annual, or final. Give the inclusive dates when a specific reporting period is covered.</p> <p>5. AUTHOR(S): Enter the name(s) of author(s) as shown on or in the report. Enter last name, first name, middle initial. If military, show rank and branch of service. The name of the principal author is an absolute minimum requirement.</p> <p>6. REPORT DATE: Enter the date of the report as day, month, year, or month, year. If more than one date appears on the report, use date of publication.</p> <p>7a. TOTAL NUMBER OF PAGES: The total page count should follow normal pagination procedures, i.e., enter the number of pages containing information.</p> <p>7b. NUMBER OF REFERENCES: Enter the total number of references cited in the report.</p> <p>8a. CONTRACT OR GRANT NUMBER: If appropriate, enter the applicable number of the contract or grant under which the report was written.</p> <p>8b, 8c, & 8d. PROJECT NUMBER: Enter the appropriate military department identification, such as project number, subproject number, system numbers, task number, etc.</p> <p>9a. ORIGINATOR'S REPORT NUMBER(S): Enter the official report number by which the document will be identified and controlled by the originating activity. This number must be unique to this report.</p> <p>9b. OTHER REPORT NUMBER(S): If the report has been assigned any other report numbers (either by the originator or by the sponsor), also enter this number(s).</p>				<p>10. AVAILABILITY/LIMITATION NOTICES: Enter any limitations on further dissemination of the report, other than those imposed by security classification, using standard statements such as:</p> <p>(1) "Qualified requesters may obtain copies of this report from DDC."</p> <p>(2) "Foreign announcement and dissemination of this report by DDC is not authorized."</p> <p>(3) "U. S. Government agencies may obtain copies of this report directly from DDC. Other qualified DDC users shall request through _____."</p> <p>(4) "U. S. military agencies may obtain copies of this report directly from DDC. Other qualified users shall request through _____."</p> <p>(5) "All distribution of this report is controlled. Qualified DDC users shall request through _____."</p> <p>If the report has been furnished to the Office of Technical Services, Department of Commerce, for sale to the public, indicate this fact and enter the price, if known.</p> <p>11. SUPPLEMENTARY NOTES: Use for additional explanatory notes.</p> <p>12. SPONSORING MILITARY ACTIVITY: Enter the name of the departmental project office or laboratory sponsoring (paying for) the research and development. Include address.</p> <p>13. ABSTRACT: Enter an abstract giving a brief and factual summary of the document indicative of the report, even though it may also appear elsewhere in the body of the technical report. If additional space is required, a continuation sheet shall be attached.</p> <p>It is highly desirable that the abstract of classified reports be unclassified. Each paragraph of the abstract shall end with an indication of the military security classification of the information in the paragraph, represented as (TS), (S), (C), or (U).</p> <p>There is an limitation on the length of the abstract. However, the suggested length is from 150 to 225 words.</p> <p>14. KEY WORDS: Key words are technically meaningful terms or short phrases that characterize a report and may be used as index entries for cataloging the report. Key words must be selected so that no security classification is required. Identifiers, such as equipment model designation, trade name, military project code name, geographic location, may be used as key words but will be followed by an indication of technical context. The assignment of links, rules, and weights is optional.</p>			

UNCLASSIFIED

Security Classification