

UNCLASSIFIED

AD NUMBER

AD381405

CLASSIFICATION CHANGES

TO: unclassified

FROM: confidential

LIMITATION CHANGES

TO:

Approved for public release, distribution unlimited

FROM:

Distribution authorized to U.S. Gov't. agencies and their contractors; Specific Authority; Apr 1967. Other requests shall be referred to AFRPL [RPPR-STINFO], Edwards, CA 93523.

AUTHORITY

Apr 1979 per DoDD 5200.10 document marking; AFRPL ltr dtd 20 Dec 1985

THIS PAGE IS UNCLASSIFIED

CONFIDENTIAL

AFRPL-TR-67-113

AD 381405

(Unclassified Title)

**INVESTIGATION OF THE THERMODYNAMIC PROPERTIES
OF PROPELLANT INGREDIENTS AND THE
BURNING MECHANISMS OF PROPELLANTS**

QUARTERLY PROGRESS REPORT AFRPL-TR-67-113


(1 January 1967 to 31 March 1967)

APRIL 1967

**AIR FORCE ROCKET PROPULSION LABORATORY
RESEARCH AND TECHNOLOGY DIVISION
EDWARDS AIR FORCE BASE, CALIFORNIA**

In addition to security requirements which must be met, this document is subject to special export controls and each transmittal to foreign governments or foreign nationals may be made only with prior approval of AFRPL (RPPR-STINFO), Edwards, California, 93523

(Prepared under Contract Nr. FO 4611-67-C-0025 by
The Dow Chemical Company,
Midland, Michigan) 48640



CONFIDENTIAL

NOTICE

The information in this report is presented in good faith, but no warranty is made, nor is freedom from any patent to be inferred.

LEGAL NOTICE

When U. S. Government drawings, specifications, or other data are used for any purpose other than a definitely related Government procurement operation, the Government thereby incurs no responsibility nor any obligation whatsoever, and the fact that the Government may have formulated, furnished, or in any way supplied the said drawings, specification, or other data, is not to be regarded by implication or otherwise, or in any manner licensing the holder or any other person or corporation, or conveying any rights or permission to manufacture, use, or sell any patented invention that may be in any way be related thereto.

SECURITY NOTICE

This document contains information affecting the National Defense of the United States within the meaning of the espionage Laws (Title 18, U. S. C., Sections 793 and 794. Transmission or revelation in any manner to an unauthorized person is prohibited by law.

DISTRIBUTION

Two copies of this report have been forwarded to the Directorate of Rocket Propulsion, Edwards Air Force Base, California, and one copy to RTD (RTA) Bolling Air Force Base, Washington, D. C. Further distribution has been made in accordance with the automatic distribution list, plus category B-1 of the CPIA Publication No. 74, Chemical Propulsion Mailing List, March 25, 1965, with subsequent changes.

CONFIDENTIAL

AFRPL-TR-67-113

Copy Nr. **13** of Copies.

THIS MATERIAL CONTAINS INFORMATION AFFECTING THE NATIONAL DEFENSE OF THE UNITED STATES WITHIN THE MEANING OF THE ESPIONAGE LAWS, TITLE 18, U. S. C., SECS. 793 AND 794, THE TRANSMISSION OR REVELATION OF WHICH IN ANY MANNER TO AN UNAUTHORIZED PERSON IS PROHIBITED BY LAW.

Series A 31 Pages.

Report Nr. T-0025-1Q-67

QUARTERLY PROGRESS REPORT (U)
(1 January 1967 to 31 March 1967)

April 1967

AIR FORCE SYSTEMS COMMAND
RESEARCH AND TECHNOLOGY DIVISION
ROCKET PROPULSION LABORATORY
EDWARDS, CALIFORNIA 93523
CONTRACT NR. FO4611-67-C-0025

In addition to security requirements which must be met this document is subject to special export controls and each transmittal to foreign governments or foreign nationals may be made only with prior approval of AFRPL (RPPR-STINFO), Edwards, California, 93523.

SCIENTIFIC PROJECTS LABORATORY
THE DOW CHEMICAL COMPANY
MIDLAND, MICHIGAN 48640

DOWNGRADED AT 3 YEAR
INTERVALS; DECLASSIFIED
AFTER 12 YEARS
DOD DIR 5200.10

CONFIDENTIAL

ABSTRACT

(C) Work on the heat of hydrolysis of lithium-doped crystalline beryllium hydride has been completed.

(C) The composition of the sample from analytical data was 88.7 weight per cent BeH_2 . After correction for impurities, the hydrolysis experiments yielded a heat of formation of -5.25 kcal/mole. As expected, this value is slightly more negative than -4.5 kcal/mole previously found for amorphous BeH_2 .

(U) A preliminary value for the heat of formation of gaseous CF_3ONF_2 was derived from the heat of explosion of mixtures of the sample and hydrogen. The result, -188.4 ± 2.0 kcal/mole, is about the expected value for this compound.

(C) Work on DAHTP from Thiokol Corp., TVOPA from Rohm and Haas Co., and "liquid Be polymer" from Rocketdyne Corp. is continuing.

(U) In the synthesis work, the purification of TVOPA has been continued and a method has been developed which gives satisfactory results. Additional pure CF_3ONF_2 has been prepared for heat of formation measurements. A synthesis procedure for CF_3NF_2 has also been developed.

(U) The volatilization and combustion of elemental boron has been studied by flash pyrolysis - kinetic spectroscopy. The species B and B_2 were detected during the volatilization of the element. The combustion of boron in oxygen showed the presence of BO , BO_2 , B_2O_2 and B_2O_3 during the reaction.

(U) The flash pyrolysis of $\text{H}_3\text{BO}_3(\text{HOB}\cdot\text{H}_2\text{O})$ showed the presence of OH , and BO_2 indirectly that the species $\text{HOB}\cdot\text{O}$ may dissociate to H and BO_2 at high temperatures.

(U) There is some evidence that B_2O_3 dissociates to BO and BO_2 at temperatures above its boiling point.

UNCLASSIFIED

AFRPL-TR-67-113

FOREWORD

This report was prepared by The Dow Chemical Company, Midland, Michigan, under USAF Contract Nr. F04611-67-C-0025. The contract was initiated under Air Force Program Nr. 750 G, AFSC Project Nr. 3148, "Investigation of the Thermodynamic Properties of Propellant Ingredients and the Burning Mechanisms of Propellants." The work was administered under the direction of the Rocket Propulsion Laboratory, Edwards Air Force Base, with Mr. Curtis C. Selph acting as Air Force Project Officer.

This is the first quarterly report, covering the work performed during 1 January 1967 through 31 March 1967. The Dow Report Number is T-0025-1Q-67.

The work was performed by C. E. Merrill, R. V. Petrella, G. C. Sinke, A. C. Swanson, and L. C. Walker under the technical supervision of Dr. D. R. Stull and Dr. D. A. Rausch, and management supervision of Dr. R. P. Ruh.

Publication of this report does not constitute Air Force approval of the report's findings or conclusions. It is published only for the exchange and stimulation of ideas.

W. H. Ebelke, Colonel, USAF
Chief, Propellant Division

UNCLASSIFIED

TABLE OF CONTENTS

I.	(U)	THERMOCHEMISTRY.	1
	(C)	HEAT OF FORMATION OF LITHIUM-DOPED BERYLLIUM HYDRIDE.	1
	(U)	Introduction	1
	(U)	Equipment.	1
	(U)	Procedure.	2
	(U)	Analytical Results	2
	(U)	Calorimetric Results	2
	(U)	WORK IN PROGRESS	7
	(U)	Trifluoromethoxydifluoroamine, CF_3ONF_2	7
	(C)	Diammonium Hydrazinium Tetraperchlorate (DAHTP).	7
	(U)	1,2,3-tris[bis- α,β -(Difluoroamino)ethoxy]- propane (TVOPA).	8
	(C)	Liquid Beryllium Hydride Polymer	8
	(U)	TRIP	8
	(U)	SYNTHESIS.	8
	(U)	Discussion	8
	(U)	Experimental	9
II.	(U)	COMBUSTION KINETICS.	10
	(U)	INTRODUCTION	10
	(U)	EXPERIMENTAL	11
	(U)	RESULTS AND DISCUSSION	12
	(U)	Pyrolysis of Elemental Boron	12
	(U)	Combustion of Boron in Oxygen.	13
	(U)	Reactions of HOBO and H_3BO_3	14
	(U)	High Temperature Reactions of B_2O_3	15
	(U)	FUTURE WORK.	16
	(U)	REFERENCES	17

LIST OF TABLES

I.	(C)	Analytical Data for Beryllium Hydride (Sample E-166)	3
II.	(C)	Proposed Composition of Beryllium Hydride (Sample E-166)	3
III.	(U)	Heat of Solution of Beryllium in 7.26 N HCl .	4
IV.	(C)	Heat Capacity of Bomb Contents	5
V.	(C)	Heat of Solution of Beryllium Hydride in 7.26 N HCl	6
VI.	(U)	Heat of Reaction of Impurities with 7.26 N HCl	7
VII.	(U)	Physical Properties of Boron, Its Oxides and Acids	10

SECTION I

THERMOCHEMISTRY

A. HEAT OF FORMATION OF LITHIUM-DOPED BERYLLIUM HYDRIDE (C)

1. Introduction (U)

(C) A sample of lithium-doped beryllium hydride was furnished by Dr. Fred W. Frey of Ethyl Corporation. The sample was characterized by Ethyl Corporation as follows:

Ethylane Sample No. E-166

Constituent:

Purity ^a	91.4%
Beryllium Metal	1.4%
Beryllium Alkyls ^b	
C ₄	0.7%
C ₃	0.0%
C ₂	0.7%
Lithium ^c	1.4%
Chloride	0.31%
Beryllium Alkoxides	0.11%
Carbon	1.17%
Hydrogen	16.91%
Absolute Density	0.76 g/cc

X-Ray Phase 378-295 - 60%
Phase 338-208 - 40%

- (a) Purity is average of deuterolysis and carbon-hydrogen, assuming all hydridic hydrogen bound to beryllium, none to lithium.
- (b) All alkyls assigned to beryllium.
- (c) Probably present as lithium hydride or lithium beryllium tetrahydride.

(C) The heat of formation of this crystalline beryllium hydride was derived from measurements of the heat of solution in hydrochloric acid. Analytical data agree in general with those of Ethyl Corporation, but differ in some quantitative aspects.

2. Equipment (U)

(U) A rotating bomb calorimeter and a platinum-lined rotating bomb were used for the calorimetry. An automatic bridge developed under a previous contract was employed for the time-temperature curves. The calorimeter was calibrated by combustion of NBS

standard samples of benzoic acid. The value obtained for E (calor.) was 3426.85 cal/°C with a standard deviation of 0.01%.

3. Procedure (U)

(C) A thin walled glass bulb was filled with 7.26 N HCl, sealed off, and placed in the platinum-lined bomb. The bomb was closed and thoroughly flushed with dry prepurified nitrogen. The bomb was locked into a dry box and opened. An analytical balance in the dry box was used to weigh out an appropriate amount of beryllium hydride which was then added to the bomb. The bomb was closed, removed from the dry box and placed in the calorimeter. After initial drift rate readings were taken, rotation of the bomb was started. The tumbling glass bulb broke open and reaction took place. After completion of the calorimetric readings, the bomb gases were analyzed by combustion to CO₂ and H₂O and adsorption in Ascarite and magnesium perchlorate. The bomb solution was recovered and analyzed for beryllium and lithium.

(C) To eliminate any systematic errors, the same procedure was used for the heat of solution of a sample of beryllium metal. The difference between heats of solution of the hydride and the metal is a measure of the heat of formation of beryllium hydride.

4. Analytical Results (U)

(C) A summary of the analytical data for the beryllium hydride is given in Table I. The interpretation of these results is arbitrary. The results of both Ethyl Corporation and Dow were used to arrive at the proposed composition given in Table II. The calculated elemental composition compares well with the experimental results of Table I. There is also good agreement with Ethyl Corporation data except that our total hydrogen, as well as our hydridic hydrogen, is slightly lower.

(U) Two samples of beryllium metal were used. A sample obtained from Electronic Space Industries, Inc., was found to contain 1.5% oxygen and gave erratic heat of solution results. A second sample obtained from United Minerals and Chemicals Corporation contained 0.012% oxygen by neutron activation analysis. X-Ray fluorescence analysis of this second sample indicated no other metals present in amounts greater than 0.001% each. The total metallic impurity was indicated as less than 0.01%.

5. Calorimetric Results (U)

(U) The results of five successful experiments on beryllium metal are given in Table III. The sample weight was corrected to mass in vacuo. The density of beryllium was taken as 1.85 g/cc. The product of the calorimeter equivalent and the corrected temperature rise gives the total calories absorbed by the system. Additional heat was absorbed by the glass bulb, the acid, beryllium metal, platinum added to the system, and one atmosphere of

CONFIDENTIAL

Table I

(C) Analytical Data for Beryllium Hydride (Sample E-166)

<u>Element</u>	<u>% of Sample</u>	<u>Analysis Technique</u>
Chlorine	0.29 ± 0.03	Neutron activation
Oxygen	4.44 ± 0.01	Neutron activation
Copper	0.10 ± 0.01	Neutron activation
Manganese	Negligible	Neutron activation
Iron	Negligible	Neutron activation
Beryllium	75.6 ± 0.2	Precipitation of BeO from bomb solutions, firing at 1000°C. and weighing
Lithium	1.34 ± 0.04	Atomic absorption analysis of bomb solutions after removal of beryllium
Total Carbon	1.76 ± 0.1	Direct combustion of sample in oxygen and absorption of CO ₂ and H ₂ O
Total	16.60, 16.73	
Carbon	1.16 ± 0.02	Combustion of bomb gases formed by hydrolysis and absorption of CO ₂ and H ₂ O
Hydrogen	33.20 ± 0.06	
Carbon	0.32	Carbon in bomb solutions formed by hydrolysis and analyzed by a combustion-infrared method

Table II

(C) Proposed Composition of Beryllium Hydride (Sample E-166)

<u>Molecular Composition</u>	<u>Calculated Elemental Analysis for this Composition, %</u>
0.125 CuO	0.10 Cu
0.327 BeCl ₂	0.29 Cl
1.535 LiH	4.32 O
0.775 Be(C ₂ H ₅) ₂	1.34 Li
0.775 Be(C ₄ H ₉) ₂	75.62 Be
0.110 Be(OC ₂ H ₅) ₂	16.74 H
6.463 BeO	1.59 C
88.740 BeH ₂	
0.560 Be	1.16 C (gas phase) ^a
0.590 Residual ether or solvent	33.23 H (gas phase) ^b

^a Assuming only the beryllium alkyls contribute to gas phase carbon gives 1.16% C.

^b Assuming LiH, BeH₂, Be, and beryllium alkyls contribute to gas phase hydrogen gives 33.23% H.

Table III

(U) Heat of Solution of Beryllium in 7.26 N HCl

	Experiment Number				
	1-A	2-A	3-A	4-A	5-A
Be mass, g	0.38219	0.40458	0.40693	0.40692	0.40296
Δt_c , °C	1.10309	1.16731	1.17266	1.17289	1.16300
$\epsilon \Delta t_c$, cal	3780.12	4000.20	4018.53	4019.32	3985.43
ΔE_{glass} , cal	0.72	0.59	0.55	0.62	0.61
ΔE_{HCl} , cal	18.12	20.28	20.51	20.36	20.17
ΔE_{Be} , cal	0.18	0.21	0.21	0.21	0.20
ΔE_{N} , cal	0.07	0.08	0.08	0.08	0.07
ΔE_{Pt} , cal	0.05	0.05	0.05	0.05	0.05
Vaporization corr., cal	2.15	2.15	2.15	2.15	2.15
$-\Delta E_{\text{R}}/M$ cal/g	9946.4	9945.0	9933.1	9935.1	9948.1

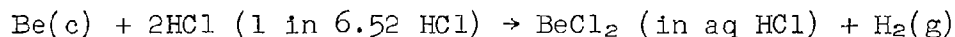
Average $-\Delta E_{\text{R}}/M = 9941.5$ cal/g

BeO correction = 0.1

Corrected sample mass = 0.9998 g

Corrected $-\Delta E_{\text{R}}/M = 9943.4$ cal/g

nitrogen in the bomb. Heat capacity values for these substances are given in Table IV. The vaporization correction is due to the vaporization of water and HCl into the dry atmosphere of the bomb. The average $-\Delta E_r/M$ for the five runs is corrected for 0.02% BeO to yield for the process (Be at. wt. = 9.0122):



$$\Delta E_r = -89.61 \text{ kcal/mol}$$

$$\Delta n(g) = +1, \Delta nRT = +0.59 \text{ kcal/mol}$$

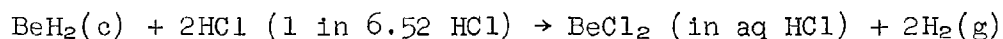
$$\Delta H_r = -89.02 \text{ kcal/mole}$$

Table IV

(C) Heat Capacity of Bomb Contents

Substance	Cp, cal/g°K
Pyrex glass	0.17
7.26 N HCl	0.685
Platinum	0.0317
Nitrogen	0.178
Beryllium	0.436
Beryllium hydride	0.60

(C) The results of five successful runs on beryllium hydride are given in Table V. The density was taken as 0.76 g/cc to correct weights to mass in vacuum. Additional heat terms for bomb contents were calculated as for the beryllium metal runs. Heat capacity data are listed in Table IV. The vaporization correction is the same as for the beryllium runs, since the ratio of acid to sample was adjusted to make the final solution for the two sets of experiments identical. The average $-\Delta E_r/M$ for the five runs is adjusted for impurities by means of data given in Table VI. The final value for pure crystalline beryllium hydride applies to the process (BeH₂ mol. wt. = 11.02814):



$$\Delta E_r = -84.95 \text{ kcal/mol}$$

$$\Delta n(g) = +2 \quad \Delta nRT = +1.18 \text{ kcal/mol}$$

$$\Delta H_r = -83.77 \text{ kcal/mole}$$

CONFIDENTIAL

Table V

(C) Heat of Solution of Beryllium Hydride in 7.26 N HCl

	<u>Experiment Number</u>				
	<u>1-A</u>	<u>2-A</u>	<u>3-A</u>	<u>4-A</u>	<u>5-A</u>
BeH ₂ mass, g	0.5497	0.5200	0.5243	0.5162	0.5446
Δt_c , °C	1.12200	1.05981	1.06735	1.05780	1.11492
$\xi \Delta t_c$, cal	3844.93	3631.81	3657.65	3624.92	3820.66
ΔE_{glass} , cal	0.60	0.55	0.54	0.60	0.56
ΔE_{HCl} , cal	19.74	18.02	18.37	18.10	19.44
ΔE_{BeH_2} , cal	0.37	0.33	0.34	0.33	0.36
ΔE_{N} , cal	0.07	0.07	0.07	0.07	0.07
ΔE_{Pt} , cal	0.05	0.05	0.05	0.05	0.05
Vaporization corr., cal	2.15	2.15	2.15	2.15	2.15
$-\Delta E_{\text{R}}/M$	7036.4	7025.0	7017.3	7063.6	7057.1

Average $-\Delta E_{\text{R}}/M = 7039.88 \text{ cal/g}$

Corrections in Calories

CuO - - - - - 0.17
 BeCl₂ - - - - - 1.88
 LiH - - - - - -89.03
 BeO - - - - - -36.71
 Be(C₂H₅)₂ - - -13.25
 Be(C₄H₉)₂ - - - 7.43
 Be(OC₂H₅)₂ - - - 0.14
 Be - - - - - -55.68

Corrected sample mass = 0.8874 g

Corrected $-\Delta E_{\text{R}}/M = 7702.9 \text{ cal/g}$

Table VI

(U) Heat of Reaction of Impurities with 7.26 N HCl

Impurity	$-\Delta E_r/M, \text{ cal/g}$
CuO	137
BeCl ₂	576
LiH	5800
BeO	568
Be(C ₂ H ₅) ₂	1710
Be(C ₄ H ₉) ₂	958
Be(OC ₂ H ₅) ₂	124
Be	9943

(C) Combining this result with the previous value for beryllium metal yields for the hydride:

$$\Delta H_f^{\circ}_{298}(\text{BeH}_2, c) = -5.25 \text{ kcal/mol}$$

(U) The uncertainty is difficult to assess because of the large impurity corrections, but does not appear likely to exceed ± 1 kcal/mol. The result obtained for this crystalline sample is only slightly more negative than -4.5 kcal/mol obtained earlier in this laboratory for an amorphous sample.

B. WORK IN PROGRESS (U)

1. Trifluoromethoxydifluoroamine, CF₃ONF₂ (U)

(U) Several runs were completed on the heat of explosion of CF₃ONF₂ mixed with H₂. The products of the reaction were CO(g), N₂(g) and HF(aq). Analyses for CO and HF both ran about 1% low, indicating either an impurity or errors in procedure. A preliminary value for the heat of formation of CF₃ONF₂(g) was derived at -188.4 ± 2.0 kcal/mol. Further work is planned on this material.

2. Diammonium Hydrazinium Tetraperchlorate (DAHTP) (C)

(C) A crystalline solid material (code DAHTP) was furnished by Thiokol Chemical Corporation. This sample was analyzed for hydrazine and ammonia content and found to be better than 99.5% pure. Since the heats of formation of the individual components of the double salt are known, a simple heat of solution determination should give a reliable heat of formation. Work on this has been initiated.

3. 1,2,3-tris[bis- α,β -(Difluoroamino)ethoxy]propane (TVOPA) (U)

(U) Work on evaluation of various purification techniques is continuing in cooperation with the synthesis effort. Specifically, samples are burned in a platinum-lined combustion bomb to determine the heat of combustion, and the bomb solution is recovered for chloride analysis. No fully satisfactory purification procedure has yet been found.

4. Liquid Beryllium Hydride Polymer (C)

(U) A sample of this material has been received from Rocketdyne Corporation and heat of hydrolysis measurements are in progress.

C. TRIP (U)

(U) Mr. Arlo Swanson attended the ICRPG Working Group on Thermochemistry Meeting held at Esso Research on March 15 and 16. He presented a paper reviewing thermochemical results obtained at the Dow Thermal Laboratory in the past year.

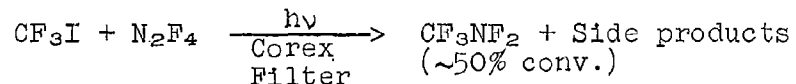
D. SYNTHESIS (U)

1. Discussion (U)

(C) Work toward removal of solvent from material TVOPA has continued. A new lot has been obtained in which the solvent is a mixture of 65% chloroform and 35% Freon 113, and as a result, previous techniques for removing methylene chloride solvent were inadequate. After small amounts of impurities were removed by elution of pure material with a 50% benzene-50% methylene chloride mixture from an acid washed silica gel column, the solvent was removed by high vacuum ($<10 \mu$) on a Rotovac apparatus. This procedure appeared to give satisfactory results.

(U) The preparation of pure CF_3ONF_2 was continued due to unexpected difficulties. About six more grams have been prepared and purified by previously reported techniques and have been supplied to the Thermal Research Laboratory for completion of their work.

(U) Exploratory work toward the synthesis of CF_3NF_2 has indicated that the following reaction is satisfactory.



(U) Side products consisted of CF_4 , NF_3 , I, N_2O , and SiF_4 . They were removed by codistillation and by passing the mixture through either an Ascite or solid potassium hydroxide bed. A final gas chromatographic procedure gave about three grams of fairly pure material. The purity was based on the infrared spectrum and the gas chromatogram.

Future work will involve continued purification of material TVOPA, preparation and purification of additional amounts of CF_3NF_2 , and preparation and purification of diborane.

2. Experimental

Into a 5-liter flask was vacuum transferred 5.8 g. (0.03 mole) of CF_3I and 3.15 g. (0.03 mole) of N_2F_4 . This mixture was irradiated for 24 hours with an immersion ultraviolet lamp surrounded by a 9700 Corex glass filter (eliminates wavelength below 260 millimicrons). The crude product was codistilled to remove the bulk of impurities, then it was passed through a bed of KOH pellets where most of the remaining SiF_4 was removed. Subsequent gas chromatography through a 21-ft. Kel-F tetramer column (25% oil on Chromosorb W) at -65°C . gave 1.82 g. (50% of theory) of pure material.

SECTION II

COMBUSTION KINETICSA. INTRODUCTION

The combustion of elemental boron in air or oxygen has long been an anomalous phenomenon. The primary physical parameters of boron combustion are due to the fact that the melting point, and especially the boiling point, of the metal exceed the boiling point of the boric oxide (B_2O_3), which is the ultimate product of the combustion. The high vapor pressure of the oxide at the ignition temperature of boron in oxygen ($2200^\circ K$)¹ places boron in the realm of a surface burning metal, in contrast to aluminum, which burns primarily in the gas phase². Table VII shows the melting and boiling points of boron and some of its oxidation products.

Table VII

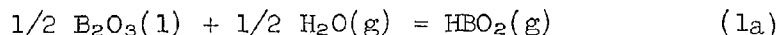
Physical Properties of Boron, Its Oxides and Acids^a

	<u>M.P., °K</u>	<u>B.P., °K</u>
Boron	2450 ± 20	3931 (estimate)
HBO ₂	509 ± 1	Sublimes
H ₃ BO ₃	441.1 ± 0.2	Dissociates at 330
B ₂ O ₃	723 ± 2	2316

^aJANAF Tables

It can be seen from Table VII that the melting point of elemental boron is higher than the boiling point of any of its reaction products. In fact, the products H₃BO₃ and HOBO dissociate below 600°K.

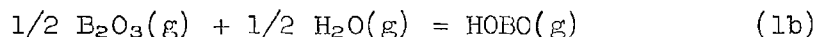
The inefficiency in the combustion of elemental boron, as well as in the borane fuels, has been attributed to the formation of HOBO. The first definite evidence for the existence of gaseous HOBO at high temperature was the infrared emission studies of White, Mann, Walsh and Sommer³. From the intensity vs. temperature variation of the 2030 cm⁻¹ band, the heat of reaction for:



was found to be 39.0 ± 2.5 kcal/mol at 1350°K, corresponding to a ΔH_f° of -135.0 ± 3.0 kcal/mol for HBO₂(g). This work has led to the assertion that the formation of HBO₂ is an endothermic process. Using the latest JANAF data, a heat of reaction of

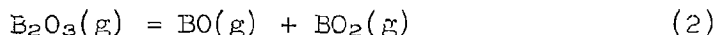
+36.6 kcal/mol is calculated if the B_2O_3 is liquid at 2500°K. The temperature is approximately that calculated for the flame temperature of elemental boron in oxygen. In fact, Fassell et al.⁴ calculated an adiabatic flame temperature at 3786°K for the combustion of boron to B_2O_3 in oxygen.

There is some doubt that the actual process in a rocket combustion is simulated by this static equilibrium experiment. Accepting Talley's work at Experiment Inc., that the flame temperature of elemental boron combustion is equal to the oxide boiling point, then we could conclude the primary reaction between B_2O_3 and water is a homogeneous gas phase reaction since the gaseous H_2O would first come in contact with gaseous B_2O_3 . JANAF Table data show that this reaction:



is exothermic by 6.7 kcal/mol.

There is some reason to doubt that the formation and existence of HOBO is detrimental. Another possibility for the low combustion efficiency of boron containing fuels could be the dissociation of B_2O_3 via:



Calculation shows the above reaction to be endothermic by 131 kcal/mol at 2500°K.

The gas phase reaction is discussed for two reasons. First, it is recognized that problems are encountered with the oxide layer surrounding a burning boron particle, and this effect will not be discussed again. The problems associated with the low efficiency combustion characteristics of elemental boron may be due largely to this. However, this oxide layer effect does not exist in the combustion of volatile boron fuels (boranes, borazines, etc.), while the low combustion efficiency does still exist, indicating, perhaps, a gas phase combustion problem. Second and more important from an experimental point of view, the flash heating apparatus "sees" only gas phase products which have electronic spectra. In reporting data on the combustion of elemental boron, species which cannot be detected by the apparatus are not ruled out, but the investigation will be concentrated mainly on these species which can be identified.

B. EXPERIMENTAL

The flash heating apparatus employed in the present work has already been described⁵. It was employed to study the combustion of LMH-2 on Contracts AF 04(611)-7554 and AF 04(611)-11202.

The boron used in the present work is "Avco 400." The elemental analysis of the metal is:

B = 89.75% (avg. of 90.0% and 89.5%)

C = 0.95%

H = 0.76%

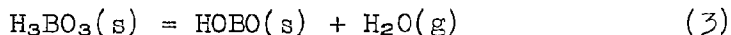
The remainder is B₂O₃.

The oxygen used in the combustion studies was Dow oxygen of 99 mole percent purity. The H₃BO₃ used in supplementary studies was obtained from Jarrell-Ash Company and showed only 1 ppm of magnesium as an impurity. The studies carried out on B₂O₃ employed an oxide obtained from Matheson-Coleman and Bell. This material was of at least 99 mole percent purity.

The first study undertaken was on the volatilization of the elemental boron to determine which absorption lines of the element were present.

The next study, which is still under investigation, deals with the gas phase products from the reaction between liquid and gaseous boron and oxygen. These studies were carried out at an oxygen pressure of 30 mm, although a few reactions were carried out at 20 mm oxygen. The delay time ranged from 14 to 3000 μsec at 1500-2000 joules.

Since one of the high temperature products of the oxidation of boron in a B-O-H system is HOBO, a study was undertaken to determine modes of dissociation and oxidation of this species. The HOBO was prepared in situ from the thermal dissociation of H₃BO₃ by the reaction:



at about 330°K as per the JANAF Tables. The boric acid, H₃BO₃, was flash pyrolyzed both in a vacuum and at 30 mm oxygen at 1815 joules (11.0 KV and 30 μfd). The delay range was varied from 54 to 500 μsec.

Studies were also carried out on the flash pyrolysis of B₂O₃ to determine the extent of reaction (2). The oxide was pyrolyzed both in a vacuum and at 50 mm oxygen pressure at flash energies between 1815 and 2160 joules and at delays between 105 and 1500 μsec.

C. RESULTS AND DISCUSSION

1. Pyrolysis of Elemental Boron

The pyrolysis of elemental boron was studied at 1815 joules for the time delay of only 0 to 210 μsec. No attempt was made to study the volatilization at longer delay, since it was desired

only to identify boron lines. If the combustion of boron is as slow as is expected, the lines should be present in greater intensity at longer delays. The purpose of this study was to determine the time delay for the first absorption boron lines. The shortest line delay at which boron lines were seen was 105 μ sec. The lines identified were the 2486.8 \AA and the 2497.7 \AA lines of BI. Also seen were the O-O lines of the $^3\Sigma \leftarrow \Sigma_g$ transition of the diatomic molecule B_2 at 3272.8 \AA and the 3-3 bands of the same transition at 3300.4 \AA ⁶.

In subsequent studies described below, additional lines of B_2 were identified. The present study proved that elemental boron could be volatilized in the flash heating apparatus and its gas phase products identified. Once the gaseous species B and B_2 are detected, it could be concluded that some part of the boron combustion, small though it may be, is a homogeneous gas phase reaction.

2. Combustion of Boron in Oxygen

The first thing that is noticed in the combustion of boron in oxygen is the multitude of lines seen in absorption. These include OH (from the "glue" used to adhere the boron to the graphite strips plus that from the 0.76% H_2 in the boron itself), α -BO, β -BO, BO_2 , B_2O_2 , BH, and the species NH and CN, from the volatilization of the graphite strips and their subsequent reaction with the adsorbed nitrogen from the dry box. One spectrum, for example, contained 265 absorption lines between 3000 and 4500 \AA .

The α -BO absorption lines were identified from the work of Mulliken⁷ and Jenkins and McKellar⁸. The β -BO spectrum was compared to that reported by Mulliken⁷ and by Lagerqvist, Nilsson and Wigartz⁹.

The BO bands, both α - and β -systems, were intense. The α -bands were the 1-1 band at 4363 \AA ; the 2-0 band between 3838 and 3846 \AA . The β -BO bands identified were the 0-4 band with the head at 2810 \AA , the 1-5 band at 2851 \AA , and the 3390 \AA band of the 2-9 absorption. The high ν values of the BO bands indicate the extreme thermal effects of the combustion.

The BO_2 could be accounted for by the reactions:



or



The spectrum was identified with the aid of the bands reported by Johns¹⁰. The intensity of the BO_2 lines increases as the oxygen pressure is raised from 20 to 30 mm.

The species B_2O_2 was identified by the absorption at 4292, 4346, and 4355 \AA , respectively. These bands correspond well to

those reported by Porter and Dows¹¹. The intensity of the B_2O_2 lines is greatest early in the reaction, indicating it might be



or



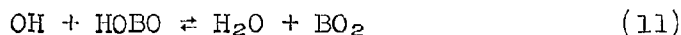
The species BH was identified through the absorption at 3396 Å, 3682-3745 Å, and especially from the lines 4319, 4331, and 4333 Å of the ${}^1\Pi \leftarrow {}^1\Sigma$ transition^{12,13}. The source of the hydrogen for the BH is most likely to be found in the hydrocarbon "glue" used to adhere the boron to the graphite strips.

As reported above, this boron-oxygen reaction has been studied only for delay times as long as 3000 μsec. The very complex spectrum of the boron-oxygen system suggested that many of the early combustion products (H_3BO_3 , HOBO, BO_2 , etc.) were dissociating in the first 1000 μsec, while at the same time the bulk of the elemental boron was just beginning to burn. The proliferation of B-H-O species early in the reaction (0-1000 μsec), as well as the predominance of BO at longer times, suggests that indeed the first products of the combustion dissociate early in the reaction.

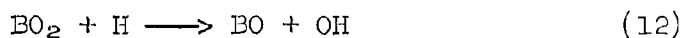
3. Reactions of HOBO and H_3BO_3

The role of HOBO has been thought to be that of a heat-sink such as Reaction (1a). In order to ascertain the absorption lines due to the reaction of HOBO, H_3BO_3 ($HOBO \cdot H_2O$) was pyrolyzed and its spectrum analyzed.

The spectra of OH and BO_2 were seen in greatest intensity. Since BO_2 was seen prior to BO, the following scheme for the dissociation of HOBO is suggested:



and finally



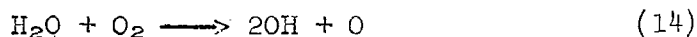
and



It is important to note that the results suggest, at least under our experimental conditions of vacuum pyrolysis, that the O-H bond of HOBO is ruptured, not the O-B bond.

The combustion of H_3BO_3 in 30 mm of oxygen showed the same lines to be present but of a greater intensity. This tends to

indicate that the combustion of HOBO proceeds via the OH radical arising from:



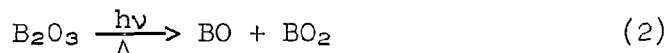
and




Additional studies will be carried out on HOBO and H_3BO_3 as the need becomes apparent.

4. High Temperature Reactions of B_2O_3

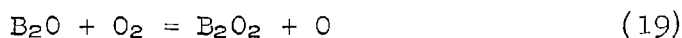
The high temperature vacuum pyrolysis of B_2O_3 has not yet been analyzed in detail. However, the species BO, B_2 , and BH were seen when B_2O_3 was flashed. No BO_2 has been detected. Until a careful analysis is carried out, Step (2):



cannot be eliminated as possible reaction step in favor of:



G. S. Bahn, at the 1966 Spring Meeting of the Western States Section of the Combustion Institute, suggested the possibility of the species B_2O playing a prominent role in the combustion of boron¹⁴. A series of lines in the range 3500-3770 Å cannot be identified. These lines decrease in intensity as the pressure of oxygen is increased. The same type of behavior would be expected from B_2O , as oxygen would cause it to react to B_2O_2 and B_2O_3 via:



and



For a more detailed treatment of the formation of B_2O from boron, the original paper¹⁴ should be consulted. As time permits, a vibrational analysis of the bands will be carried out to determine if the bands do correspond to B_2O .

In general, it can be said that the gas phase oxidation of elemental boron is limited by the rate of volatilization of the metal. The reaction products include a large number of partially oxidized boron compounds, having very fast interconversion rates. The balance between oxygen and boron greatly influences the formation and stability of the desired product, B_2O_3 . No evidence was found for a detrimental effect due to the formation of HOBO(g).

UNCLASSIFIED

AFRPL-TR-67-113

The possibility exists that the dissociation of B_2O_3 limits the amount of energy released by the combustion of elemental boron.

D. FUTURE WORK

Work is being done on the gas phase analysis of the reaction between chlorine and boron. Additional work will be done on the systems $B-Cl_2-O_2$ and $B-HCl$. When time permits, an analysis of the bands in the range 3500-3770 Å will be attempted.

UNCLASSIFIED

UNCLASSIFIED

AFRPL-TR-67-113

REFERENCES

1. Solid Propellant Rocket Research, Progress in Astronautics and Rocketry, Vol. 1, M. Summerfield, Editor; "The Combustion of Elemental Boron," Claude P. Talley, Academic Press, New York, 1960, pp. 279-285.
2. I. Glassman, "Metal Combustion Processes," ARS Preprint 938-59, Nov. 1959.
3. D. White, D. E. Mann, P. N. Walsh and A. Sommer, J. Chem. Phys., 32, 488 (1960).
4. Solid Propellant Rocket Research, Progress in Astronautics and Rocketry, Vol. 1, M. Summerfield, Editor; "The Experimental Nature of the Combustion of Metallic Powder," W. M. Fassell, C. A. Papp, D. L. Hildenbrand and R. P. Sernka, Academic Press, New York, 1960, pp. 259-269.
5. The Dow Chemical Company, Final Report AFRPL-TR-67-39, January 1967, Contract No. AF 04(611)-11202.
6. The Identification of Molecular Spectra, R. W. B. Pease and A. G. Gaydon, Chapman and Hall Ltd., London, 1963, p. 69.
7. R. S. Mulliken, Phys. Rev., 25, 259 (1925).
8. F. A. Jenkins and A. McKellar, Phys. Rev., 42, 464 (1932).
9. A. Lagerqvist, N. E. L. Nilsson and K. Wigartz, Ark. Fysik, 13, 379 (1958).
10. J. W. C. Johns, Can. J. Phys., 39, 1738 (1961).
11. R. F. Porter and D. A. Dows, J. Chem. Phys., 24, 1270 (1956).
12. G. M. Almy and R. B. Horsfall, Phys. Rev., 51, 491 (1937).
13. W. Lochte-Holtgreven and E. S. Van der Vleugel, Z. Physik, 70, 188 (1931).
14. G. S. Bahn, Western States Section, The Combustion Institute 1966 Spring Meeting, Denver, Colorado, Paper 66-10.

UNCLASSIFIED

UNCLASSIFIED

AFRPL-TR-67-113

Unclassified

Security Classification

DOCUMENT CONTROL DATA - R&D		
<i>(Security classification of title, body of abstract and indexing annotation must be entered when the overall report is classified)</i>		
1 ORIGINATING ACTIVITY (Corporate author) The Dow Chemical Company Midland, Michigan	2a. REPORT SECURITY CLASSIFICATION Unclassified	
	2b. GROUP 4	
3 REPORT TITLE Investigation of the Thermodynamic Properties of Propellant Ingredients and the ✓ Burning Mechanisms of Propellants		
4 DESCRIPTIVE NOTES (Type of report and inclusive dates) Quarterly Progress Report (1 January 1967 - 31 March 1967)		
5 AUTHOR(S) (Last name, first name, initial) Petrella, R. V.; Sinke, G. C.; Anderson, R. W.; and Stull, D. R.		
6 REPORT DATE April 1967	7a. TOTAL NO OF PAGES 31	7b. NO OF REFS 14
8a. CONTRACT OR GRANT NO. FO4611-67-C-0025	9a. ORIGINATOR'S REPORT NUMBER(S) T-0025-1Q-67	
b. PROJECT NO 3145	9b. OTHER REPORT NO(S) (Any other numbers that may be assigned this report)	
c. BPSN - 623148	AFRPL-TR-67-113	
d. Program Structure 750 G		
10 AVAILABILITY LIMITATION NOTICES In addition to security requirements which must be met, this document is subject to special export controls and each transmittal to foreign governments or foreign nationals may be made only with prior approval of AFRPL (RPPR-STINEO), Edwards, California 93523.		
11 SUPPLEMENTARY NOTES	12 SPONSORING MILITARY ACTIVITY AFRPL, RTD Edwards Air Force Base, California	
13 ABSTRACT The heat of hydrolysis of lithium doped LMH-2 has been completed and the heat of formation calculated to be -5.25 kcal/mole. A preliminary value for the heat of formation of gaseous CF_3ONF_2 was derived from the heat of explosion of mixtures of the sample and hydrogen. The result, -188.4 ± 2.0 kcal/mole, is about the expected value for this compound. Work on DAHTP, TVOPA and "liquid polymer" is continuing. In the synthesis work, the purification of TVOPA has been continued and a method has been developed which gives satisfactory results. Additional pure CF_3ONF_2 has been prepared for heat of formation measurements. A synthesis procedure for CF_3NF_2 has also been developed. The volatilization and combustion of elemental boron has been studied by flash pyrolysis - kinetic spectroscopy. The species B and B_2 were detected during the volatilization of the element. The combustion of boron in oxygen showed the presence of BO, BO_2 , B_2O_2 and B_2O_3 during the reaction. The flash pyrolysis of $H_3BO_3 \cdot (HOBO \cdot H_2O)$ showed the presence of OH, and BO_2 indirectly that the species HOBO may dissociate to H and BO_2 at high temperatures. There is some evidence that B_2O_3 dissociates to BO and BO_2 at temperatures above its boiling point.		

DD FORM 1473 JAN 64

Unclassified

Security Classification

UNCLASSIFIED

Unclassified
Security Classification

KEY WORDS	LINK A		LINK B		LINK C	
	ROLE	WT	ROLE	WT	ROLE	WT
Heat of hydrolysis						
Heat of formation						
LMH-2						
DAHTP						
TVOFA						
Trifluoromethoxydifluoramine						
Combustion of Boron						
Kinetics of Combustion						
HOBO						

INSTRUCTIONS

1. **ORIGINATING ACTIVITY:** Enter the name and address of the contractor, subcontractor, grantee, Department of Defense activity or other organization (corporate author) issuing the report.

2a. **REPORT SECURITY CLASSIFICATION:** Enter the overall security classification of the report. Indicate whether "Restricted Data" is included. Marking is to be in accordance with appropriate security regulations.

2b. **GROUP:** Automatic downgrading is specified in DoD Directive 5200.10 and Armed Forces Industrial Manual. Enter the group number. Also, when applicable, show that optional markings have been used for Group 3 and Group 4 as authorized.

3. **REPORT TITLE:** Enter the complete report title in all capital letters. Titles in all cases should be unclassified. If a meaningful title cannot be selected without classification, show title classification in all capitals in parenthesis immediately following the title.

4. **DESCRIPTIVE NOTES:** If appropriate, enter the type of report, e.g., interim, progress, summary, annual, or final. Give the inclusive dates when a specific reporting period is covered.

5. **AUTHOR(S):** Enter the name(s) of author(s) as shown on or in the report. Enter last name, first name, middle initial. If military, show rank and branch of service. The name of the principal author is an absolute minimum requirement.

6. **REPORT DATE:** Enter the date of the report as day, month, year, or month, year. If more than one date appears on the report, use date of publication.

7a. **TOTAL NUMBER OF PAGES:** The total page count should follow normal pagination procedures, i.e., enter the number of pages containing information.

7b. **NUMBER OF REFERENCES:** Enter the total number of references cited in the report.

8a. **CONTRACT OR GRANT NUMBER:** If appropriate, enter the applicable number of the contract or grant under which the report was written.

8b, 8c, & 8d. **PROJECT NUMBER:** Enter the appropriate military department identification, such as project number, subproject number, system numbers, task number, etc.

9a. **ORIGINATOR'S REPORT NUMBER(S):** Enter the official report number by which the document will be identified and controlled by the originating activity. This number must be unique to this report.

9b. **OTHER REPORT NUMBER(S):** If the report has been assigned any other report numbers (either by the originator or by the sponsor), also enter this number(s).

10. **AVAILABILITY/LIMITATION NOTICES:** Enter any limitations on further dissemination of the report other than those imposed by security classification, using standard statements such as:

- (1) "Qualified requesters may obtain copies of this report from DDC."
- (2) "Foreign announcement and dissemination of this report by DDC is not authorized."
- (3) "U. S. Government agencies may obtain copies of this report directly from DDC. Other qualified DDC users shall request through _____."
- (4) "U. S. military agencies may obtain copies of this report directly from DDC. Other qualified users shall request through _____."
- (5) "All distribution of this report is controlled. Qualified DDC users shall request through _____."

If the report has been furnished to the Office of Technical Services, Department of Commerce, for sale to the public, indicate this fact and enter the price, if known.

11. **SUPPLEMENTARY NOTES:** Use for additional explanatory notes.

12. **SPONSORING MILITARY ACTIVITY:** Enter the name of the departmental project office or laboratory sponsoring (paying for) the research and development. Include address.

13. **ABSTRACT:** Enter an abstract giving a brief and factual summary of the document indicative of the report, even though it may also appear elsewhere in the body of the technical report. If additional space is required, a continuation sheet shall be attached.

It is highly desirable that the abstract of classified reports be unclassified. Each paragraph of the abstract shall end with an indication of the military security classification of the information in the paragraph: represent (TS), (S), (C), or (U).

There is no limitation on the length of the abstract. However, the suggested length is from 150 to 225 words.

14. **KEY WORDS:** Key words are technically meaningful terms or short phrases that characterize a report and may be used as index entries for cataloging the report. Key words must be selected so that no security classification is required. Identifiers, such as equipment model designation, trade name, military project code name, geographic location, may be used as key words but will be full used by an indication of technical context. The assignment of links, rules, and weights is optional.

Unclassified
Security Classification