

UNCLASSIFIED

AD 404 693

*Reproduced
by the*

DEFENSE DOCUMENTATION CENTER

FOR

SCIENTIFIC AND TECHNICAL INFORMATION

CAMERON STATION, ALEXANDRIA, VIRGINIA



UNCLASSIFIED

NOTICE: When government or other drawings, specifications or other data are used for any purpose other than in connection with a definitely related government procurement operation, the U. S. Government thereby incurs no responsibility, nor any obligation whatsoever; and the fact that the Government may have formulated, furnished, or in any way supplied the said drawings, specifications, or other data is not to be regarded by implication or otherwise as in any manner licensing the holder or any other person or corporation, or conveying any rights or permission to manufacture, use or sell any patented invention that may in any way be related thereto.

63 3-4

TM-(L)-734/021/00

SAIAP... ASIIA

A AD NO. 46-093

TECHNICAL MEMORANDUM

(TM Series)

DDC AVAILABILITY NOTICE

Qualified requesters may obtain copies of this report from DDC.

This document was produced by SDC in performance of contract AF 19(628)-1648, Space Systems Division Program, for Space Systems Division, AFSC.

1604 Simulation Program Descriptions	SYSTEM
Milestone 11	DEVELOPMENT
Tracking Report Processor for Augmentation (STRK)	CORPORATION
by	2500 COLORADO AVE.
J. D. Solomon	SANTA MONICA
13 March 1963	CALIFORNIA
Approved	
J. B. Munson	

The views, conclusions or recommendations expressed in this document do not necessarily reflect the official views or policies of agencies of the United States Government.

Permission to quote from this document or to reproduce it, wholly or in part, should be obtained in advance from the System Development Corporation.



Although this document contains no classified information it has not been cleared for open publication by the Department of Defense. Open publication, wholly or in part, is prohibited without the prior approval of the System Development Corporation.

404 693

TABLE OF CONTENTS

	<u>Page</u>
1.0 SUBROUTINE IDENTIFICATION.....	1
2.0 PURPOSE.....	1
3.0 USAGE.....	1
3.1 Calling Sequence.....	1
3.2 Error Printout.....	2
3.3 Tape Assignments.....	2
3.4 Output Data Format.....	2
4.0 METHOD.....	2
5.0 RESTRICTIONS.....	3
5.1 Hardware Requirement.....	3
5.2 Required Subroutines.....	3
5.3 Reference Pool Items.....	3
5.4 Index Register Requirements.....	3
6.0 TIMING.....	4
7.0 STORAGE REQUIREMENTS.....	4
8.0 VALIDATION TEST.....	4
8.1 Test Inputs.....	4
8.1.2 Binary Tape.....	4
8.1.3 Control Deck.....	4
8.2 Procedure.....	4
8.3 Test Outputs.....	4
9.0 REFERENCES.....	5
APPENDIX A - STRK Data Flow.....	6
APPENDIX B - Output Data Format.....	7
APPENDIX C - Control Deck.....	8

1.0 SUBROUTINE IDENTIFICATION

1.1 Title

STRK - Ident: K22, Mod. 01

1.2 Programmed

December 1962, J. D. Solomon, System Development Corporation

1.3 Documented

February 1963, J. D. Solomon, System Development Corporation

2.0 PURPOSE

This routine is used to output tracking reports previously generated and recorded on magnetic tape by the SIPSA system*. Data is processed for the VERLORT, TLM18, Angle Tracker, TELDATA, PRELORT, and Disk-on-Rod antennas. Reports from two antennas are output simultaneously.

3.0 USAGE

3.1 Calling Sequence

L	RTJ		STRK
	A		B
L+1	C		D
	ZRØ		
L+2	01	CN	TN
	00	UN	00
L+3	NORMAL RETURN		

*A description of SIPSA is contained in the reference listed in Section 9.1.

where:

A = Relative position of first 160-A word
B = Start address of data
If C = 13, Output is on Tape Unit 3 and on the 1612 printer.
If C = 0, Output is on tape unit specified in L+2
D = Data blocklength
CN = Channel number for tape output
TN = Logical tape unit
UN = 1607 cabinet number

3.2 Error Printout

INCORRECT MESSAGE LENGTH. *SOCT WILL LIST MESSAGE FOR *STRK.

If the tracking report is not equal to 23 or 15 words in length, the error message will be printed on line and listed on the specified output tape. SOCT will dump the message on the output tape and return control to DROPSA. No operator action is required. (See TM-(L)-734/020/00 for octal message format.)

3.3 Tape Assignments

A COPII augmentation master tape is used on logical Tape Unit 1. A blank tape is used on the unit specified in L+2 of the calling sequence.

3.4 Output Data Format

The data format for on-line and off-line output is presented in Appendix B.

The (A) and (P) preceding the antenna identification indicate active and passive tracking, respectively.

4.0 METHOD

STRK is entered from the control program, DROPSA, with the required input parameters in the calling sequence. The message is extracted and

checked for correct length. If the message length is not equal to 15 or 23 words in length, an error routine is entered and control is transferred to the routine SOCT.

If the message length is correct, the antenna identification is checked. If incorrect, "ILLEGAL" is stored in the antenna identification word for output. The data buffer for the illegal antenna identification is then cleared for output.

If the message length is 15 words and the antenna identification is valid, the first data buffer is filled with data and the second buffer is cleared. "NO DATA" is stored in the second antenna identification word and the message is output.

If the message length is 23 and the data is valid, both data buffers are filled and the message is output. Control is returned to DROPSA.

Sample printouts are included in Appendix B. (A data flow is presented in Appendix A.)

5.0 RESTRICTIONS

5.1 Hardware Requirement

A 1604 Computer, two tape units on a 1607 cabinet, and a 1612 printer are required.

5.2 Required Subroutines

The control program, DROPSA, and the subroutines SOCT, FLOAT, OUTPUT, and OUTERR are required.

5.3 Reference Pool Items

Tables SBCD and ABCD are referenced.

5.4 Index Register Requirements

Index registers 1-6 are used. The contents of register 6 are not saved.

6.0 TIMING

Average operation time is 300 m.s.

7.0 STORAGE REQUIREMENTS

Program	424 ₈ Cells
Temporary and Constants	<u>153₈</u> Cells
Total	577 ₈ Cells

8.0 VALIDATION TEST

8.1 Test Inputs

8.1.2 Binary Tape

A Binary tape, containing Tracking Report messages, was generated by the SIPSA system*.

8.1.3 Control Deck

The structure of the card deck used in the test is presented in Appendix C.

8.2 Procedure

A COPII augmentation master tape was mounted on logical Tape Unit 1.

The input tape was mounted on Logical Tape Unit 2.

The card deck shown in Appendix C was read into the 533 reader and the test was executed.

Data was output on Logical Tape Unit 3 and the test was terminated.

8.3 Test Outputs

A partial listing of the output tape is presented in Appendix B.

13 March 1963

- 5 -

TM-(L)-734/021/00

9.0 REFERENCES

9.1 TM-(L)-734/015/00, Computer Program Design Specifications for the Simulation of the Augmented SCF Environment at the STA and CPDC, System Development Corporation, 21 November 1962.

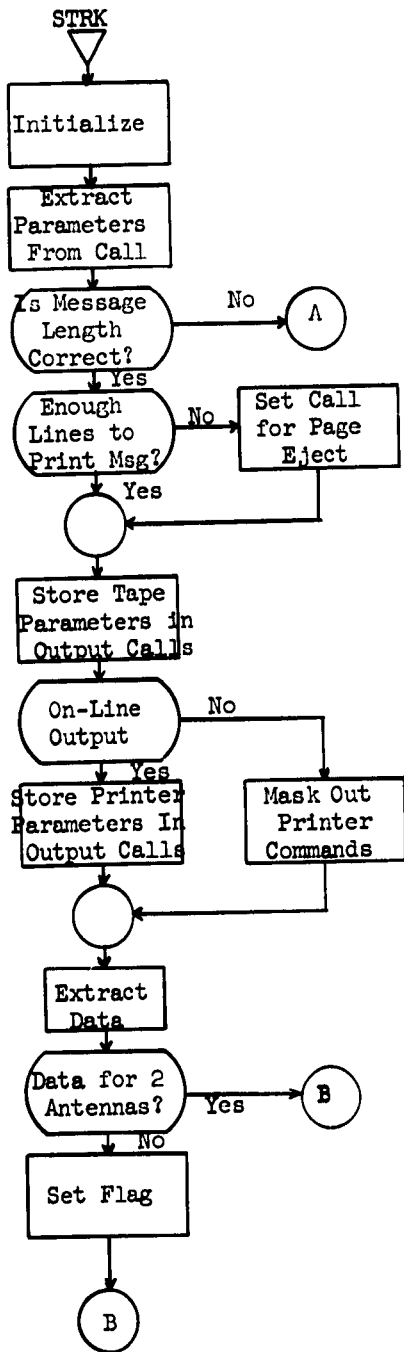
9.2 TM-(L)-734/017/00, Data Reduction and Output Preparation System for Augmentation (DROPSA), System Development Corporation, 15 March 1963.

9.3 TM-(L)-734/020/00, Octal Dump for Simulation Augmentation Messages (SOCT), System Development Corporation, 15 March 1963.

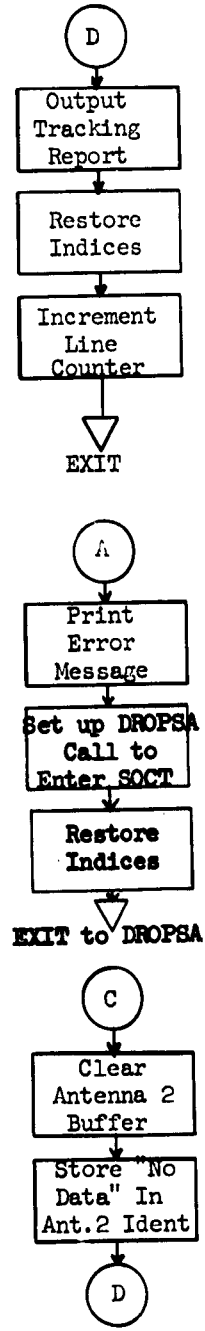
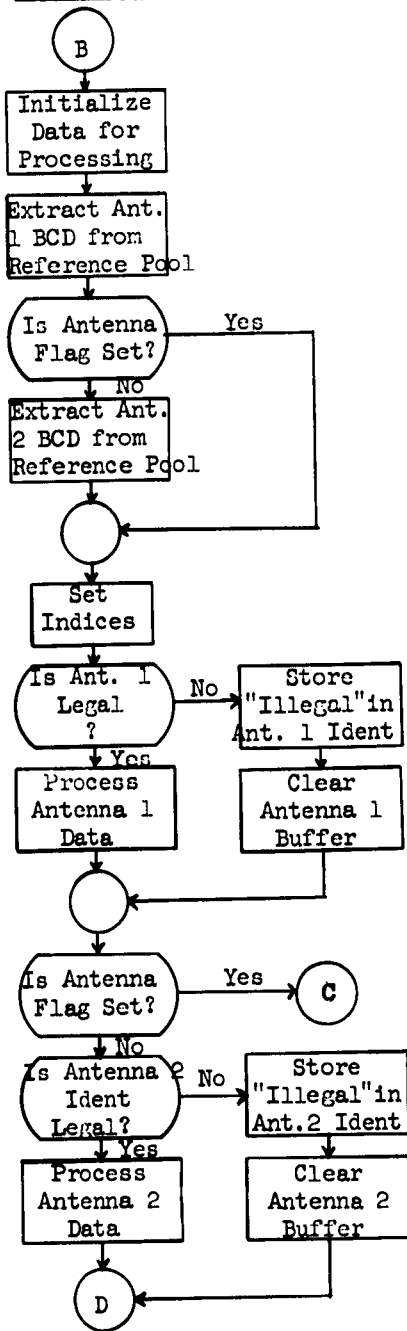
9.4 CPL Catalogue Number 75923.

13 March 1963

TM-(L)-734/021/00



APPENDIX A



13 March 1963

- 7 -

TM-(L)-734/021/00

APPENDIX B

OUTPUT DATA FORMAT

TRACKING REPORT

STATION COOK		SYSTEM TIME
		80349 SEC.
ANTENNA	(A) PRELORT	(A) T/D
LOCK-ON	YES	YES
AZIMUTH	165.52 DEG.	169.29 DEG.
ELEVATION	.41 DEG.	.64 DEG.
T.ANGLE/RANGE	1847.48 K/YDS	4.05 DEG.
DOPPLER COUNT	0	70185 CPS

TRACKING REPORT

STATION COOK		SYSTEM TIME
		80353 SEC.
ANTENNA	(A) PRELORT	(A) T/D
LOCK-ON	YES	YES
AZIMUTH	165.36 DEG.	169.29 DEG.
ELEVATION	.61 DEG.	.60 DEG.
T.ANGLE/RANGE	1814.41 K/YDS	4.14 DEG.
DOPPLER COUNT	0	70158 CPS

TRACKING REPORT

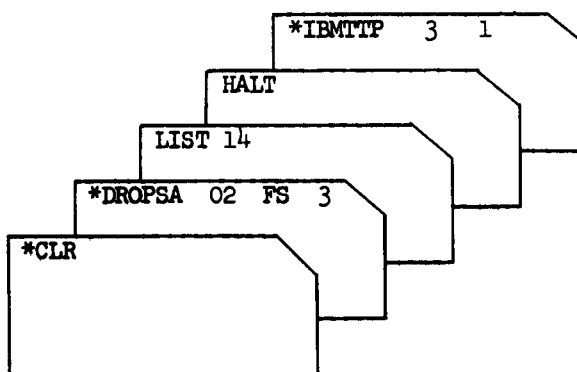
STATION COOK		SYSTEM TIME
		80357 SEC.
ANTENNA	(A) PRELORT	(A) T/D
LOCK-ON	YES	YES
AZIMUTH	165.06 DEG.	169.29 DEG.
ELEVATION	1.10 DEG.	.86 DEG.
T.ANGLE/RANGE	1781.39 K/YDS	3.96 DEG.
DOPPLER COUNT	0	70129 CPS

13 March 1963

- 8 -
(Last Page)

TM-(L)-734/021/00

APPENDIX C



CONTROL DECK

13 March 1963

TM-(L)-734/021/00

**DISTRIBUTION
(EXTERNAL)**

Space Systems Division
(Contracting Agency)

Maj. C. R. Bond (SSOCD)
Maj. N. D. LaVally (SSOX)

PIR-E4 (GE-Box 8555)

J. S. Brainard
R. J. Katucki
J. D. Selby

6594th Aerospace Test Wing
(Contracting Agency)

Lt. Col. A. W. Dill (TWRD) (10)
Lt. Col. M. S. McDowell (TWRU)
TWACS (20)

PIR-E4 (GE-3198 Chestnut)

J. F. Butler
C. A. Cummings
H. D. Gilman

PIR-E1 (Lockheed)

J. A. Boysen
N. N. Epstein
W. E. Moorman
G. F. Taylor
R. L. Vader
P. E. Williams

PIR-E4 (GE-Bethesda)

W. L. Massey

PIR-E4 (GE-Box 8661)

F. T. Clark
J. D. Rogers
W. R. Weinrich

PIR-E2 (Philco)

J. A. Bean
J. A. Isaacs
R. Morrison
S. M. Stanley

PIR-E5 (Aerospace)

A. Bakst
J. W. Bengston
R. V. Bigelow
R. O. Brandsberg
L. H. Garcia
G. J. Hansen
M. L. Luther
T. R. Parkin
E. E. Retzlaff
R. G. Stephenson
D. D. Stevenson
V. White

PIR-E3 (LFE)

D. F. Criley
K. B. Williams

PIR-E4 (GE-Santa Clara)

D. Alexander

PIR-E8 (Mellonics)

F. Druding

PIR-E4 (GE-Sunnyvale)

J. Farrentine
N. Kirby

(3)

13 March 1963

TM-(L)-734/021/00

<u>NAME</u>	<u>ROOM</u>
D. Reilly	24121
A. Robinson	24132
M. Rockwell	24086
J. Schroeder	24124
R. Scott	24110
C. Seacat	Sunnyvale
H. Seiden	22126
R. Shapiro	24110
S. Shoel	23007
R. Skelton	22152
N. Speer	24086
E. Stone	24058
M. Sweeney	25026
W. Taber	22101
T. Tennant	27029
J. Thompson	24088
C. Toche	24121
R. Totschek	24120
A. Tucker	22109
A. Vorhaus	24076
M. Weinstock	22131
S. Weems	22109
G. West	Sunnyvale
G. P. West	22116
H. Williams	22110
G. Wilson	24124
M. Winsor	22156
J. Winter	24117
R. Wise	22085
J. Wong	Sunnyvale
C. Zubris	24075
AFCPL (5)	14059

13 March 1963

TM-(L)-734/021/00

DISTRIBUTION
(INTERNAL)

<u>NAME</u>	<u>ROOM</u>	<u>NAME</u>	<u>ROOM</u>
D. Allfree	24083	J. Haake	22153
J. Aldana	22131	D. Henley	22094
L. Alexander	22134	C. Hill	22101
N. Alperin	22153	J. Hillhouse	22078
E. Armstrong	24123	H. Holzman	24065
		G. Hudson	24126
C. Becerra	24082		
D. Biggar	24118	R. Johnson	22125
R. Bilek	23007		
L. Brenton	24103	P. Kastama	22076
B. Burke	24086	M. Katz	25014
R. Burke	22158	F. Kayser	24109
R. Busch	22088	J. Keddy	24105
C. Bustya	22134	D. Key	23013
		R. Keyes	24073
M. Champaign	22152	J. Kneemeyer	22088
C. Chiadini	24091	R. Knight	22119
B. Ciaccia	24082	L. Kolbo	22155
R. Clements	22109		
B. Cline	24127	J. Laughlin	24073
J. Cogley	22156	J. LaVine	24093
L. Conger	24088	H. Lewis	23010
P. Cooley	24086	J. Little	24088
D. Crum	24105	F. Long	22156
		J. Lytton	24077
L. DeCuir	24053		
W. Derango	24082	G. Madrid	22081
G. Dexter	25016	G. Mahon	24089
R. Disse	23014	J. Marioni	24076
G. Dobbs	22116	R. Marshall	22160
W. Dobrusky	24065	W. Martin	24127
R. Dugas	22125	J. McKeown	23013
		J. Milanese	22155
R. Ellis	22131	J. Munson	22087
R. Ericksen	22113	G. Myers	22095
H. Feldstein	24128	P. Nelson	24075
C. Francis	25013	J. Ng	22077
M. Franks	24122	L. Ngou	24127
R. Frey	22078		
L. Friedman	22122	M. Olson	22161
S. Gardner	25026	L. Padgett	24110
V. Gergen	25014	E. Patin	Sunnyvale
I. Greenwald	22094	D. Persico	24083
		T. Polk	24113

12

UNCLASSIFIED

System Development Corporation,
Santa Monica, California
1604 SIMULATION PROGRAM DESCRIPTIONS
MILESTONE 11 TRACKING REPORT
PROCESSOR FOR AUGMENTATION (STRK).
Scientific rept., TM(L)-734/021/00,
by J. D. Solomon. 13 March 1963,
8p., 4 refs.
(Contract AF 19(628)-1648, Space Systems
Division Program, for Space Systems
Division, AFSC)

Unclassified report

DESCRIPTORS: Programming (Computers).
Satellite Networks.

UNCLASSIFIED

△
Reports that STRK (Tracking Report
Processor for Augmentation) is used
to output tracking reports previously
generated and recorded on magnetic
tape by the SIPSA (Simulated Input
Preparation System for Augmentation)
system. Also reports that data is
processed for the VERLORT, TLM18, Angle
Tracker, TELDATA, PRELORT, and Disk-
on-Rod antennas.

UNCLASSIFIED

△
UNCLASSIFIED