

UNCLASSIFIED

AD **409 093**

DEFENSE DOCUMENTATION CENTER

FOR

SCIENTIFIC AND TECHNICAL INFORMATION

CAMERON STATION, ALEXANDRIA, VIRGINIA



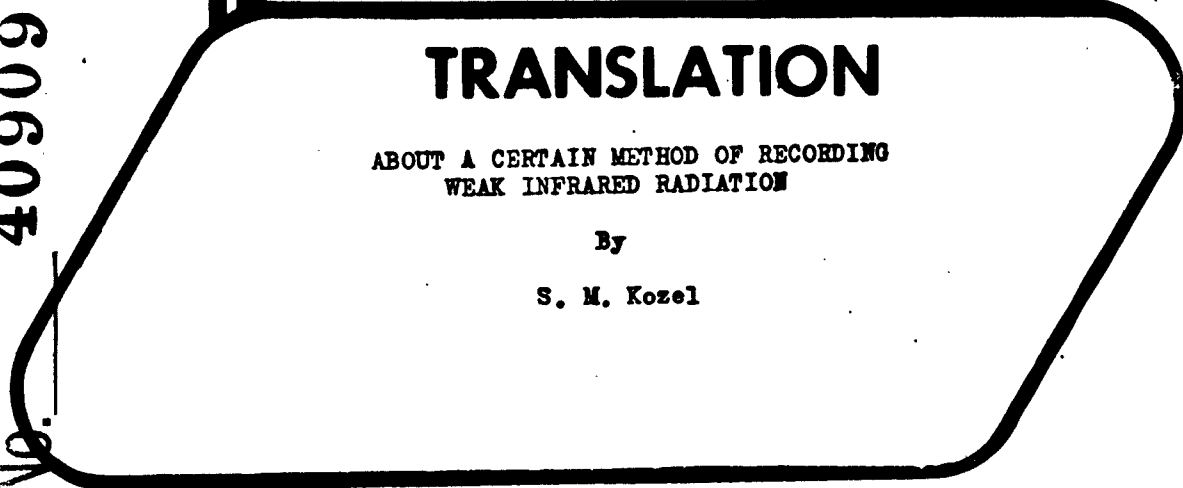
UNCLASSIFIED

NOTICE: When government or other drawings, specifications or other data are used for any purpose other than in connection with a definitely related government procurement operation, the U. S. Government thereby incurs no responsibility, nor any obligation whatsoever; and the fact that the Government may have formulated, furnished, or in any way supplied the said drawings, specifications, or other data is not to be regarded by implication or otherwise as in any manner licensing the holder or any other person or corporation, or conveying any rights or permission to manufacture, use or sell any patented invention that may in any way be related thereto.

FTD-TT-
63-180

409 093

CATALOGED BY D.L.C.
AS AD No. 409093



TRANSLATION

ABOUT A CERTAIN METHOD OF RECORDING
WEAK INFRARED RADIATION

By
S. M. Kozel

FOREIGN TECHNOLOGY DIVISION

AIR FORCE SYSTEMS COMMAND

WRIGHT-PATTERSON AIR FORCE BASE

OHIO



DDC
RECEIVED
JUL 22 1963
RECEIVED
TISA D

UNEDITED ROUGH DRAFT TRANSLATION

ABOUT A CERTAIN METHOD OF RECORDING WEAK INFRARED
RADIATION

BY: S. M. Kozel

English Pages: 6

SOURCE: Russian Book, Moskovskii Fiziko-Tekhnicheskii
Institut, Issledovaniya Po Fizike i Radiotekhnike
(Trudy), Nr. 8, 1962, pp 73-76

S/658-62-0-8

THIS TRANSLATION IS A RENDITION OF THE ORIGINAL FOREIGN TEXT WITHOUT ANY ANALYTICAL OR EDITORIAL COMMENT. STATEMENTS OR THEORIES ADVOCATED OR IMPLIED ARE THOSE OF THE SOURCE AND DO NOT NECESSARILY REFLECT THE POSITION OR OPINION OF THE FOREIGN TECHNOLOGY DIVISION.

PREPARED BY:

TRANSLATION DIVISION
FOREIGN TECHNOLOGY DIVISION
WP-AFB, OHIO.

ABOUT A CERTAIN METHOD OF RECORDING NEAR INFRARED RADIATION

by

S. M. Kozel

---0---

A description is given of a modulation radiometer in the near infrared region in which glowing phosphorus is used as the receiving element.

---0---

If onto excited and naturally extinguishing phosphorus one directs a beam of long-wave (especially, infrared) rays, as is known [1], [2], in the case of many kinds of phosphorus there will be an increase in the brightness of the fluorescence (optical flare-up). In the case of some kinds of phosphorus one notes the phenomenon of optical fading under the influence of long-wave rays. The optical flare-up is brought about by the acceleration of the emission transitions; optical fading is connected with the phenomenon under the action of long-wave radiation of non-emission transitions of electrons into the normal state. Optical flare-up or fading is superimposed on the natural phosphorescence. There the optical flare-up can be observed in the pure form if the temperature of the phosphorus is lower than the temperature of the natural fluorescence ("frozen" state).

Both the flare-up and the fading kinds of phosphorus at the present time are used as receivers of infrared radiation (phosphorography). Interest is afforded by the clarification of the possibilities of using for this purpose various kinds of phosphorus in connection with a photomultiplier and modern radio-physics apparatus intended for decreasing the effect of fluctuation on the sensitivity and precision of the measurements. In such equipment it is feasible to use the modification method [4]: this makes it possible with the correct choice of frequency to eliminate the effect of slow drifts in the apparatus, brought about, for example, by the fluctuation in the amplification

of the photomultiplier. Thus one is concerned with the modulation radiometer for recording (or measuring) of infrared radiation with phosphorus acting as the receiving element.

The principals of the scheme of the modulation radiometer are presented in Fig. 1. The infrared radiation I_1 , which is to be recorded or measured, is modulated with the aid of an obturator, and then it goes onto the flare-up or fade-out phosphorus Φ . The glowing of the phosphorus in this case also turns out to be modulated. On reaching the cathode of the photomultiplier (PSU) the visible light I_2 produces on its output the phenomenon of an alternating signal, the amplitude of which is proportional to the intensity of the infrared radiation. The signal from the output of the photomultiplier is passed to the input of a narrow-band filter tuned to the frequency of the modulator. The recording or measuring of the infrared radiation is done in accordance with an instrument at the output of the filter. For making up the energy lost by the phosphorus in luminescence there is used an ultraviolet auxiliary illumination I_3 . The ultraviolet radiation, partially dissipated by the phosphorus, practically does not reach the photocathode being absorbed by a glass filter, not shown in the drawing.

It is advantageous to select a rather high frequency of the modulation in the modulation measuring devices (around 20 to 25 cps and higher) so that

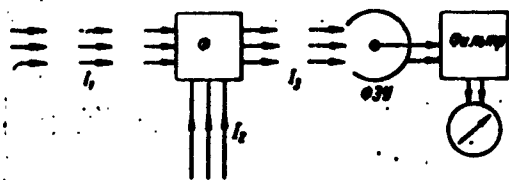


Fig. 1. Sketch showing principle of modulation radiometer with phosphorus as receiver

the slow drifts in the apparatus to not lower the sensitivity $[3]$. Therefore in the modulation radiometer for the infrared radiation it is necessary to use low-inertia phosphorus.

As was explained, of all the available kinds of phosphorus the

most suitable type found proved to be SrS—Ca, Sm. This phosphorus also possesses other peculiarities which are favorable for its application in the modulation radiometer. In the case of a distinctly expressed phenomenon of optical scintillation the intensity of the natural phosphorescence of the phosphorus mentioned at room temperature is rather low. This determines a low value for the constant component of the current of the photomultiplier, and, consequently, also a low level of the electric fluctuations on its output*.

As a result of the little intensity the natural phosphorescence continues for a considerable interval of time (some hours). This does away with the need for constant "recharging" with the aid of ultraviolet rays.

The scheme of the experimental setup is shown in Fig. 2. As a source of infrared rays one uses an incandescent lamp L_1 . The light from the source passes through the calibrated slit S_1 and is modulated with the aid of an obturator ($f = 23.75$ cps). Further on the light passes through the infrared filter F_1 separating out a spectral interval of from 1 to 3 microns. Outside of this interval the penetrability of the filter is practically zero. As experience has shown the photomultiplier PEO-100M used in the unit is not sensitive to radiation passed through the filter F_1 . The modulated infrared radiation falls on the phosphorus Φ and periodically produces an optical scintillation, which can be recorded by the photomultiplier. For exciting the phosphorus one uses ultraviolet radiation let out by the filter F_2 from the spectrum of a mercury lamp L_2 (H_2). The ultraviolet rays fall on the phosphorus after reflection from an inclined glass plate P (η) which is

*The spectral density of the mean square of the fluctuations of the current on the output of the photomultiplier is proportional to the current constant component $\overline{I^2}$.

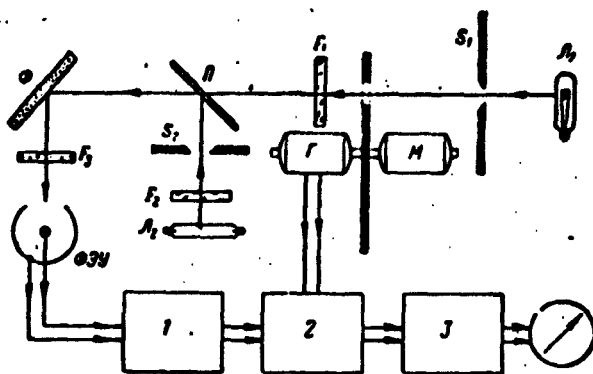


Fig. 2. Layout of experimental unit with the aid of a heterodyne filter, consisting of an amplifier

1, a balanced detector 2, and a filter of DC 3. The amplifier is designed on the resonance principle with the use of RC filters with negative feedback and tuned to the frequency of the modulator. The band passed through by the amplifier is equal to 1 cps. The coefficient of amplification on resonance frequency is of the order of 10^3 . The reference voltage necessary for the operation of the balanced detector is taken from the generator G (P) fixed on one shaft with the obturator. The band passed through by the filter of DC which determines the band of the whole heterodyne filter, and, consequently, also of the fluctuation limits for the sensitivity of the unit is equal to 0.1 cps.

Preliminary experiments conducted at room temperature of the phosphorus showed that the modulation radiometer possesses high sensitivity in the range of wave length from 1 to 3 microns, apparently exceeding the sensitivity of such receivers as the thermocouple and the bolometer in this range. This makes it possible to suppose that the radiometer with phosphorus as the receiver element can find use in some industrial applications.

L I T E R A T U R E C I T E D

1. Levshin, V. L., Photoluminescence of liquid and solid substances.

transparent to infrared rays. To prevent the ultraviolet rays from falling on the photocathode there is a glass yellow-green light filter F_3 .

The voltage from the output of the photomultiplier is converted

GITTL (State publishing office of technical and theoretical literature), 1951.

2. Lekont. Zh., Infrared radiation, Fizmatgiz (State publishing office for physicomathematical literature), 1958.

3. Malakhov, A. N., Radiotekhnika i Elektronika (Radio engineering and electronics), 1957, Vol. II, Issue 4.

4. Troitskiy, V. S., ZhTF (Journal of technical physics), 1951, Vol. 21, p. 994.

5. Chechik, N. O., Faynshteyn, S. M., and Lifshits, T. M., Electronic multipliers, GITTL, 1954.

DISTRIBUTION LIST

DEPARTMENT OF DEFENSE	Nr. Copies	MAJOR AIR COMMANDS	Nr. Copies
		AFSC	
		SCFDD	1
		DDC	25
		TDBTL	5
HEADQUARTERS USAF		TDBDP	5
		AEDC (AEY)	1
AFCIN-3D2	1	SSD (SSF)	2
ARL (ARB)	1	AFGC (PGF)	1
		ESD (ESY)	1
		RADC (RAY)	1
		ASD (ASYIM)	2
OTHER AGENCIES		AFWL (WLF)	1
		AFMTC (MTW)	1
CIA	1		
NSA	6		
DIA	9		
AID	2		
OTS	2		
AEC	2		
PWS	1		
NASA	1		
ARMY (FSTC)	3		
NAVY	3		
NAFEC	1		
RAND	1		
AFCLR (CRCLR)	1		