

**UNCLASSIFIED**

**AD 410506**

**DEFENSE DOCUMENTATION CENTER**

FOR

**SCIENTIFIC AND TECHNICAL INFORMATION**

**CAMERON STATION, ALEXANDRIA, VIRGINIA**



**UNCLASSIFIED**

NOTICE: When government or other drawings, specifications or other data are used for any purpose other than in connection with a definitely related government procurement operation, the U. S. Government thereby incurs no responsibility, nor any obligation whatsoever; and the fact that the Government may have formulated, furnished, or in any way supplied the said drawings, specifications, or other data is not to be regarded by implication or otherwise as in any manner licensing the holder or any other person or corporation, or conveying any rights or permission to manufacture, use or sell any patented invention that may in any way be related thereto.

N-63-4-3

FORWARDED BY THE CHIEF, BUREAU OF SHIPS.


MONTHLY STATUS LETTER NO. 10

DEVELOPMENT OF LOW NOISE TRAVELING-WAVE TUBES  
Phase III.: Environmentalization

This Report Covers the Period 1 November 1962 to 1 December 1962

THIS DOCUMENT MAY BE RELEASED WITH NO  
RESTRICTIONS ON REPRODUCTION

MICROWAVE ELECTRONICS CORPORATION  
4061 Transport Street  
Palo Alto, California



Submitted *A.C. Ashley*  
A. C. Ashley  
Project Engineer

Approved *H. Frerking*  
H. Frerking  
Manager of Engineering

CATALOGED BY DDC  
AS AD No. \_\_\_\_\_

410506

Navy Department Bureau of Ships, Electronics Division  
Contract NObsr-81227, Index Number SS-021001/S.T. 21  
Contract Date: 2 February 1961, Modification 4, Date: 26 January 1962

## NOTICES

This document contains proprietary information of Microwave Electronics Corporation and is furnished pursuant to the terms of Contract NObsr-81227, Index SS-021001/S.T.21, which includes Rights in Data. Any reproduction, use, or disclosure of this document, or any portion thereof, in a manner inconsistent with the terms of said contract is expressly prohibited.

In order to more clearly differentiate between the tubes developed during the previous phases of this contract and the environmentalized tubes being developed during this phase of the contract, new tube type numbers have been assigned to the subject tubes.

TABLE I

Tube Conversion Numbers

Band	Old Number	New Number
L	M2115	M5056
S	M2110	M5057
C	M2109	M5058
X	M2108	M5059

## ABSTRACT

Temperature tests were made on three M5057 tubes during the reporting period. Results varied from quite good on one tube to poor on another. The inconsistency of operation continues to be a problem.

Package parts for ten M5057 and ten M5059 tubes have been ordered. It is anticipated that no major package changes will be required to complete the M5057 and M5059 environmentalization.

## CONTENTS

	<u>Page</u>
NOTICES	i
ABSTRACT	ii
1. PURPOSE	1
2. PROGRESS DURING THE REPORTING PERIOD	2
2.1 Summary	2
2.2 M5056 Environmentalization	2
2.3 M5057 Environmentalization	2
2.4 M5058 Environmentalization	3
2.5 M5059 Environmentalization	4
3. OPERATIONAL RESULTS	5
3.1 M5057 Environmentalization	5
4. CONCLUSIONS	12
5. PROGRAM FOR THE NEXT PERIOD	13
5.1 M5056 Environmentalization	13
5.2 M5057 Environmentalization	13
5.3 M5058 Environmentalization	13
5.4 M5059 Environmentalization	13
5.5 Program Schedule	14

## ILLUSTRATIONS

<u>Figure</u>		<u>Page</u>
1.	Temperature Test Performance, M5057, Serial 4	6
2.1	Helix Current Versus Helix Voltage, M5057, Serial 4	7
2.2	Helix Current Versus Helix Voltage, M5057, Serial 5	8
3.	Temperature Test Performance, M5057, Serial 5	9
4.	Helix Current Versus Helix Voltage, M5057, Serial 6	10
5.	Temperature Test Performance, M5057, Serial 6	11
6.	Program Schedule	16

## 1. PURPOSE

1.1 The purpose of this phase of NObsr-81227 is to environmentalize, in accordance with Class 2 requirements of MIL-E-5400E(ASG), the tubes developed under the previous phases of this contract.

1.2 The detailed objectives of this contract are the following.

1.2.1 Environmentalize tubes in order to operate under the following conditions.

Shock: 15 g

Temperature: -54C to 71C

Altitude: 70,000 feet

Vibration: 5 to 55 cps, 0.06 double amplitude

1.2.2 Perform evaluations on two tubes each of X-, C-, S-, and L-bands, as follows.

Complete environmental tests

Temperature

Shock

Vibration

Life test to 1000 hours minimum

1.2.3 Present electrical, mechanical, and environmental specifications in MIL-E-1 format for each of X-, C-, S-, and L-bands for reliable performance in military electronic systems.

1.2.4 Deliver two each of X-, C-, S-, and L-band tubes which meet the objective specifications under this phase (III) of the contract, and which also meet the original objective specifications of the contract.

## 2. PROGRESS DURING THE REPORTING PERIOD

### 2.1 Summary

Effort during the reporting period has been directed toward the environmentalization of the M5056, M5057, and M5059 tube types and toward the manufacture of parts for ten each of the M5057 and M5059. Major emphasis was placed on the environmentalization of the M5057.

### 2.2 M5056 Environmentalization

2.2.1 The effort on the M5056 has been directed toward obtaining the proper focusing characteristics. The test results for the M5057 and M5059 (Monthly Status Letter Nos. 7 and 8) have indicated the need to obtain all beam focusing magnetically, instead of through a combination of magnetic and electric fields. The proper focusing characteristics have not as yet been obtained with the M5056.

2.2.1.1 A review of the operation of the M2115 indicates that proper PPM-focusing was not achieved with that tube. Focusing was adequate for operation at room ambient temperature and for limited temperature ranges, but was not satisfactory for MIL-E-5400, Class 2, operation.

### 2.3 M5057 Environmentalization

2.3.1 Three tubes, M5057, Serials 4, 5, and 6, were temperature tested during the reporting period, and all were qualified successes.

2.3.1.1 M5057, Serial 4, gave the best temperature performance which has yet been achieved. However, the test verified a mechanical problem which had been suspected on earlier tubes: the RTV potting compound was causing the vacuum envelope to be pulled out of position in the package as the RTV elongated during temperature cycling.

2.3.1.2 M5057, Serial 5, had the vacuum envelope potted into the package using Stycast 2850FT. The use of the Stycast seemed to be satisfactory as far as retaining the vacuum envelope in the proper position. Unfortunately, the electrical performance of this tube was not as good as M5057, Serial 4.

2.3.1.3 Tube M5057, Serial 6, has given the best broadband noise figure performance yet achieved at MEC for a PPM-focused TWT. This performance is a direct benefit of the results which have been obtained through the work on the magnetic circuit. However, this tube did not perform as well as M5057, Serial 4, during temperature test.

2.3.2 Manufacture has been started on ten sets of package parts for the M5057. Although the environmentalization of the tube is not quite complete, it is anticipated that any further package modifications will be of a minor nature.

#### 2.4 M5058 Environmentalization

2.4.1 The completion of the preliminary design of the M5058 and the ordering of parts for three packages was to have been completed during the reporting period. However, in the course of reviewing the design of the M5058 package, it was decided to modify the design in order to use pin matches.

2.4.1.1 The size, weight, and performance limitations of the cavity match presently used on the M2109 and M2112, and the good pin matches obtained on the M5057, M2216, and other MEC TWT's, indicate that it would be better to make the M5058 using pin matches rather than cavity matches.

2.4.1.2 The preliminary design for the M5058 using pin matches is almost complete. Parts for vacuum envelopes and packages should be ordered during the next reporting period.

## 2.5 M5059 Environmentalization

2.5.1 The effort on the M5059 during the reporting period has mainly been toward repeating the test results of the M5059, Serial 1, in the preliminary package configuration. The focusing characteristics of this tube have not as yet been repeated, either with M5059, Serial 1, or with combinations of other packages and vacuum envelopes. It is thought that the problem is one related solely to the magnetic circuit.

2.5.2 Manufacture has been started on ten sets of package parts for the M5059. Although the environmentalization is not complete, it is anticipated that any further package modifications will be of a minor nature.

### 3. OPERATIONAL RESULTS

#### 3.1 M5057 Environmentalization

3.1.1 The temperature test results of M5057, Serial 4, are given in Fig. 1. Although these results are quite good, the test must be considered a failure due to the mechanical movement of the vacuum envelope inside the package.

3.1.2 M5057, Serial 5, was packaged to be as nearly the same as M5057, Serial 4, as possible. One measure of sameness between the two tubes is the relative dependency of helix current upon helix voltage. A comparison of helix currents as a function of helix voltage at different temperatures is given in Fig. 2.

3.1.2.1 The dependency of the helix current upon helix voltage was greater with M5057, Serial 5, than with M5057, Serial 4. The direct bearing of helix current and voltage on temperature performance can be seen if Fig. 3 is compared with Fig. 1.

3.1.3 Performance of M5057, Serial 6, was intermediate between the M5057 Serials 4 and 5. Helix current was essentially independent of helix voltage over a wide range of voltage (Fig. 4). The temperature test performance for noise figure and power output was satisfactory, but small-signal gain changed more than expected.

3.1.3.1 A measurement of fine structure at  $-75^{\circ}\text{C}$  and at  $+125^{\circ}\text{C}$  showed that the match was changing with temperature. The amount of change could possibly account for the change in gain (Fig. 5). Measurement of test frequencies was not accurate enough to confirm or deny the possibility.

3.1.3.2 Upon completion of the temperature test, the tube was vibrated. The small-signal gain showed 1.0 db AM at 0.060 DA and

TEMPERATURE TEST PERFORMANCE, M5057, SERIAL 4

Data Taken at 3.0 Gc  
Data Plotted Relative to Performance at 25C  
Small-Signal Gain = 37.0 db  
Power Output = 14.5 dbm  
Noise Figure = 9.0 db

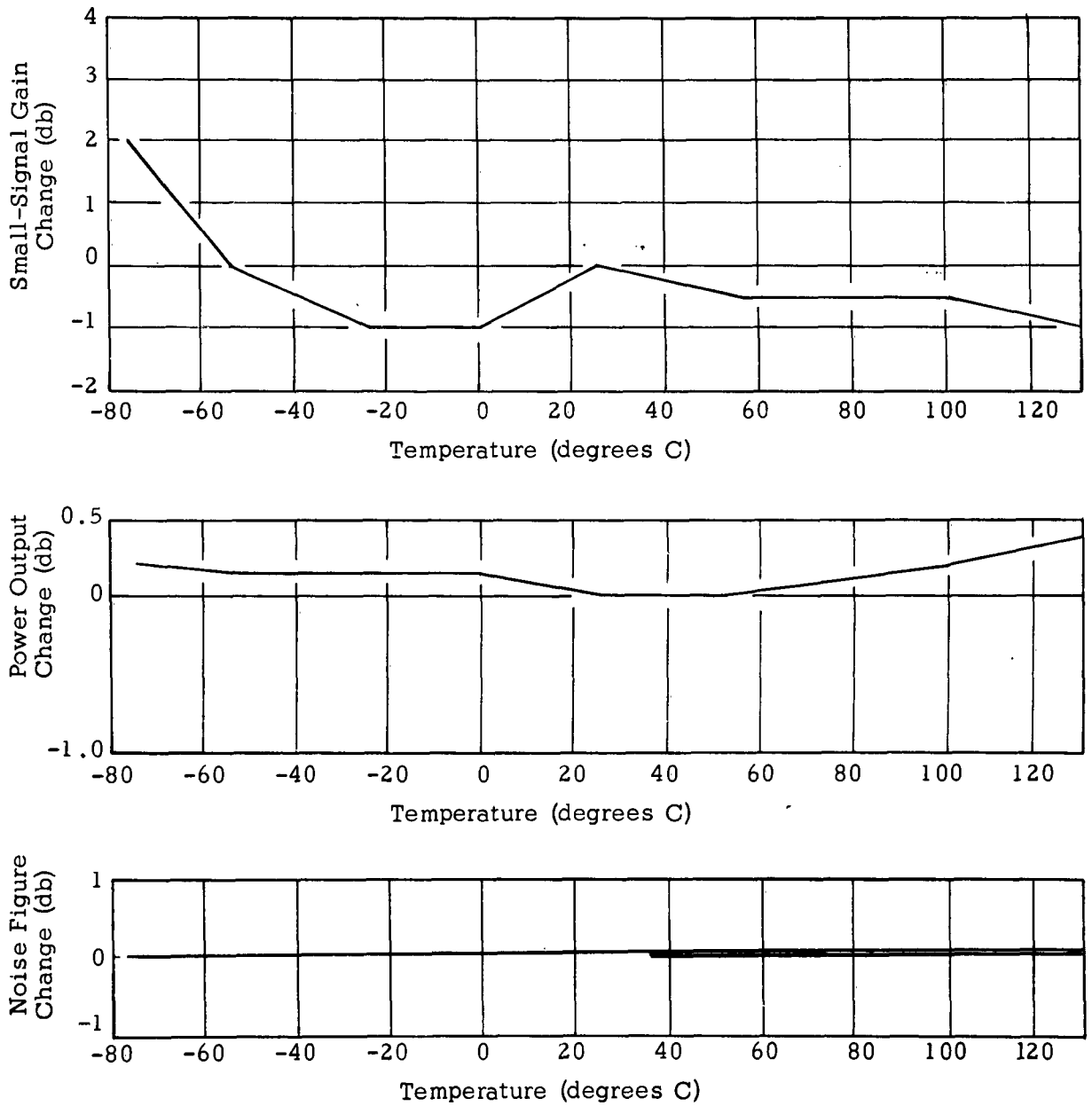


Fig. 1. Temperature Test Performance, M5057, Serial 4.

HELIX CURRENT VERSUS HELIX VOLTAGE, M5057, SERIAL 4

— Ambient  
- - -55C  
- - -75C  
- - -+100C

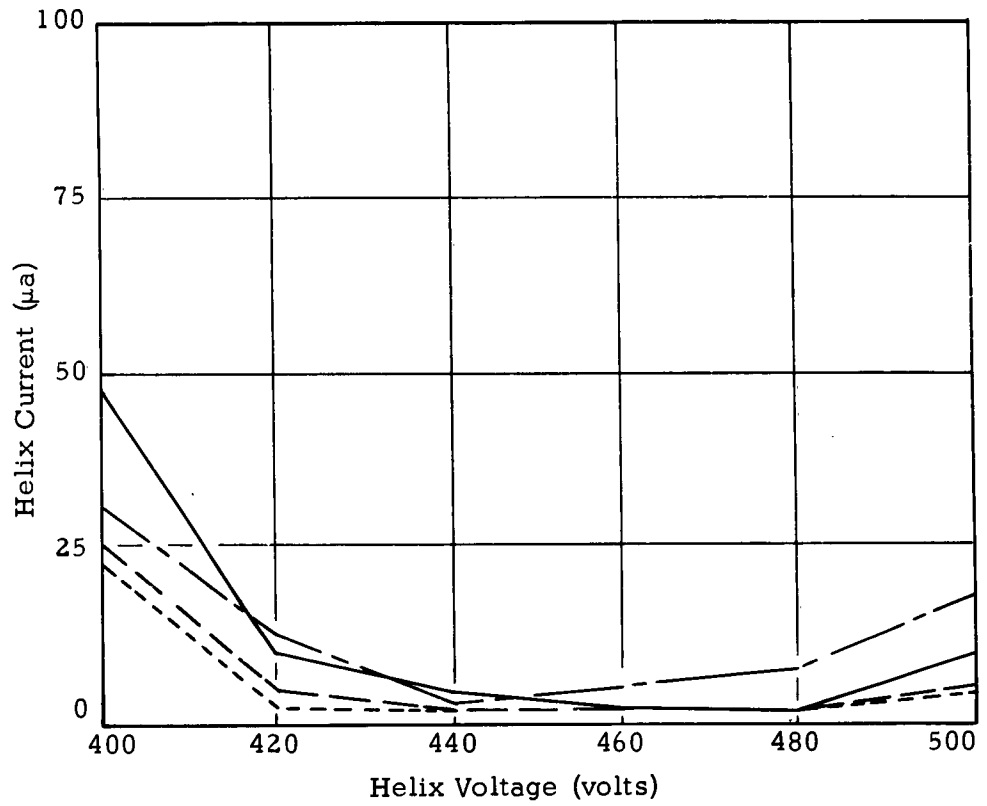


Fig. 2.1 Helix Current Versus Helix Voltage, M5057, Serial 4.

HELIX CURRENT VERSUS HELIX VOLTAGE, M5057, SERIAL 5

— Ambient  
- - -54C  
- · -75C  
- · - · +71C

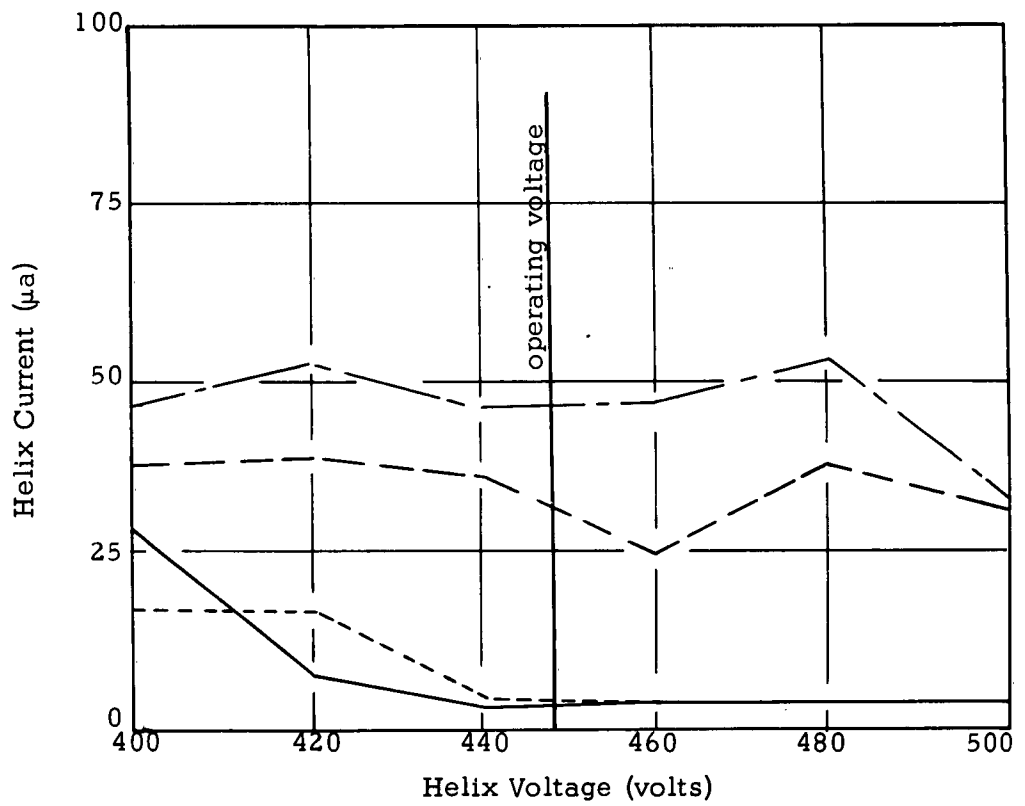


Fig. 2.2 Helix Current Versus Helix Voltage, M5057, Serial 5.

TEMPERATURE TEST PERFORMANCE, M5057, SERIAL 5

Data Taken at 3.0 Gc  
Data Plotted Relative to Performance at 25C  
Small-Signal Gain = 36 db  
Power Output = 13.2 dbm  
Noise Figure = 9.0 db

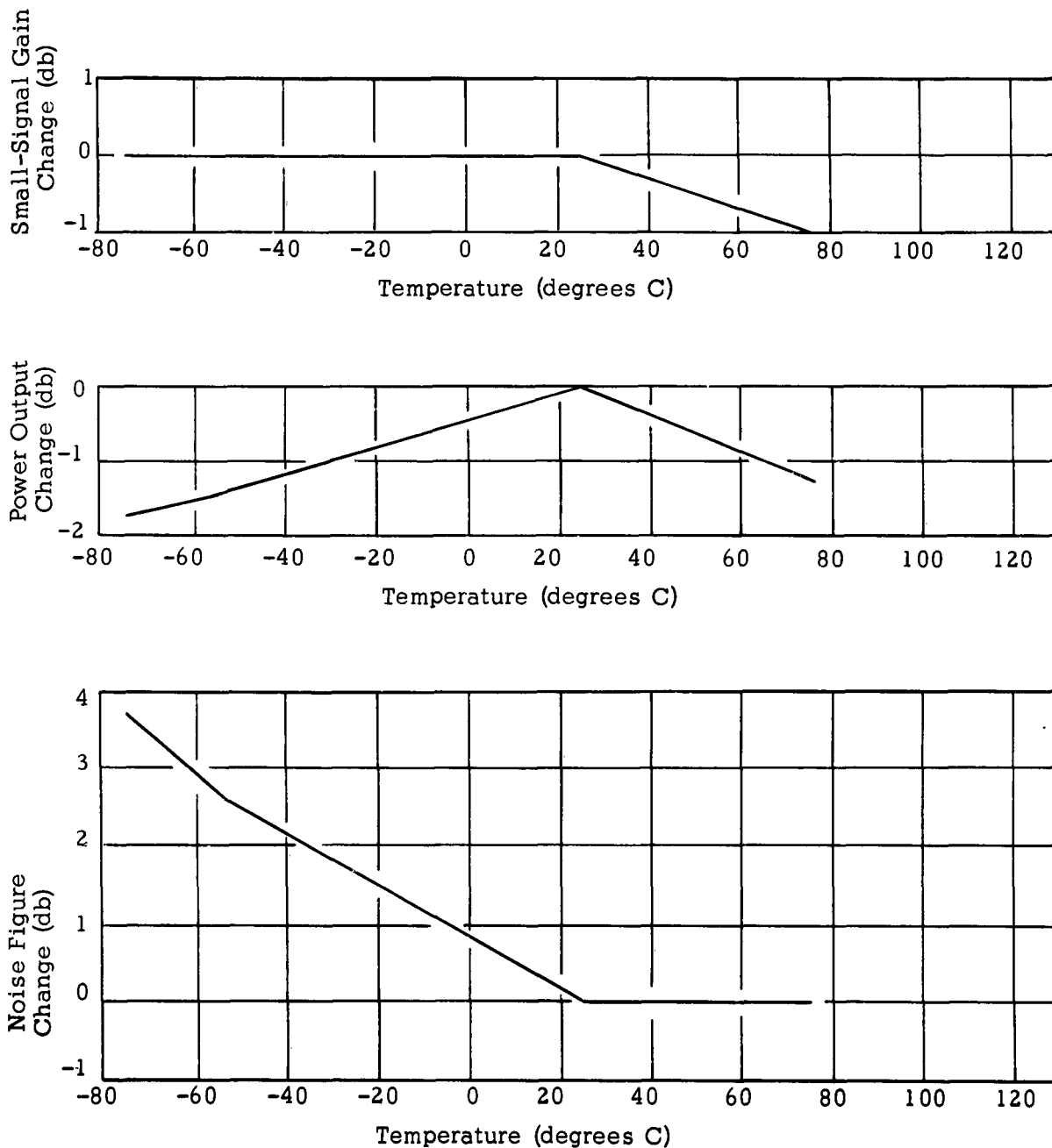


Fig. 3. Temperature Test Performance, M5057, Serial 5.

HELIX CURRENT VERSUS HELIX VOLTAGE, M5057, SERIAL 6

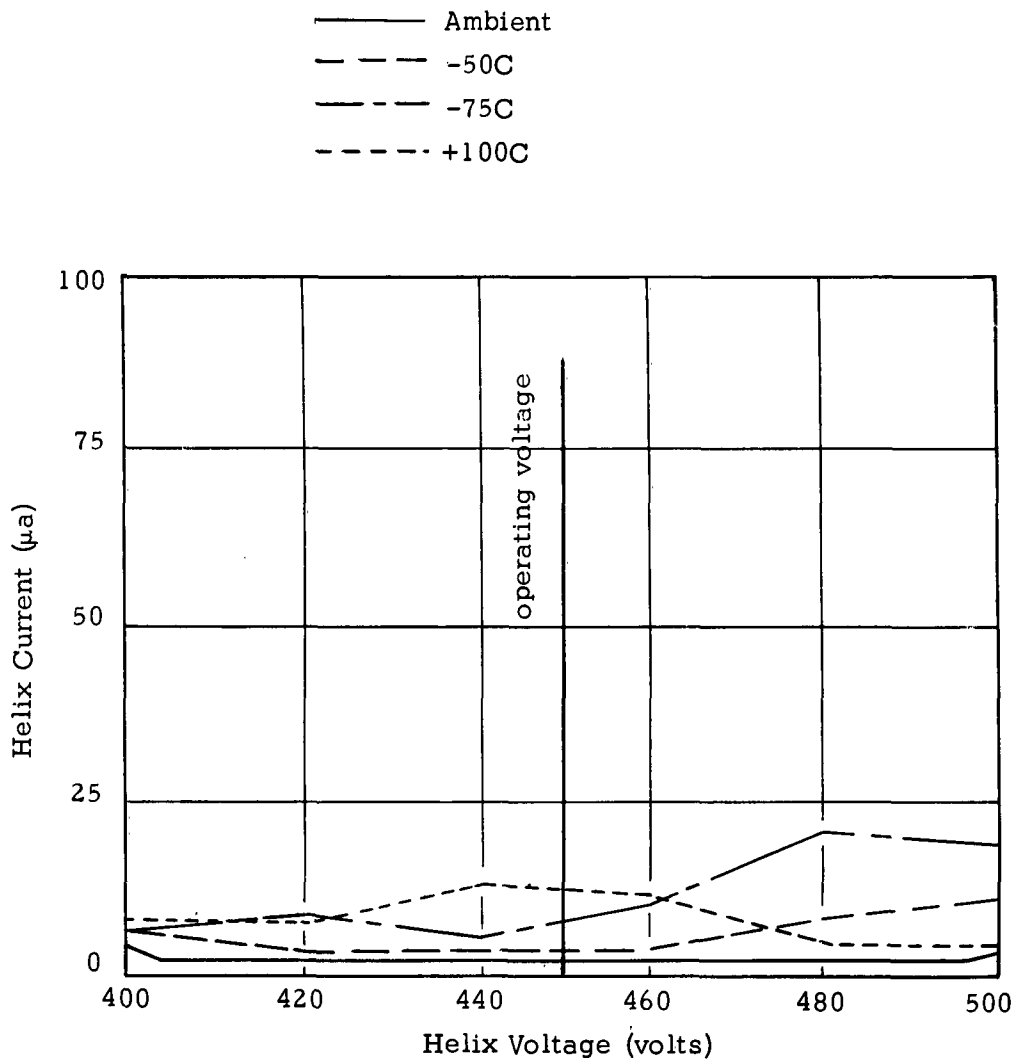


Fig. 4. Helix Current Versus Helix Voltage, M5057, Serial 6.

TEMPERATURE TEST PERFORMANCE, M5057, SERIAL 6

Data Taken at 3.0 Gc  
Data Plotted Relative to Performance at 25C  
Small-Signal Gain = 40.5 db  
Power Output = 14.8 dbm  
Noise Figure = 7.7 db

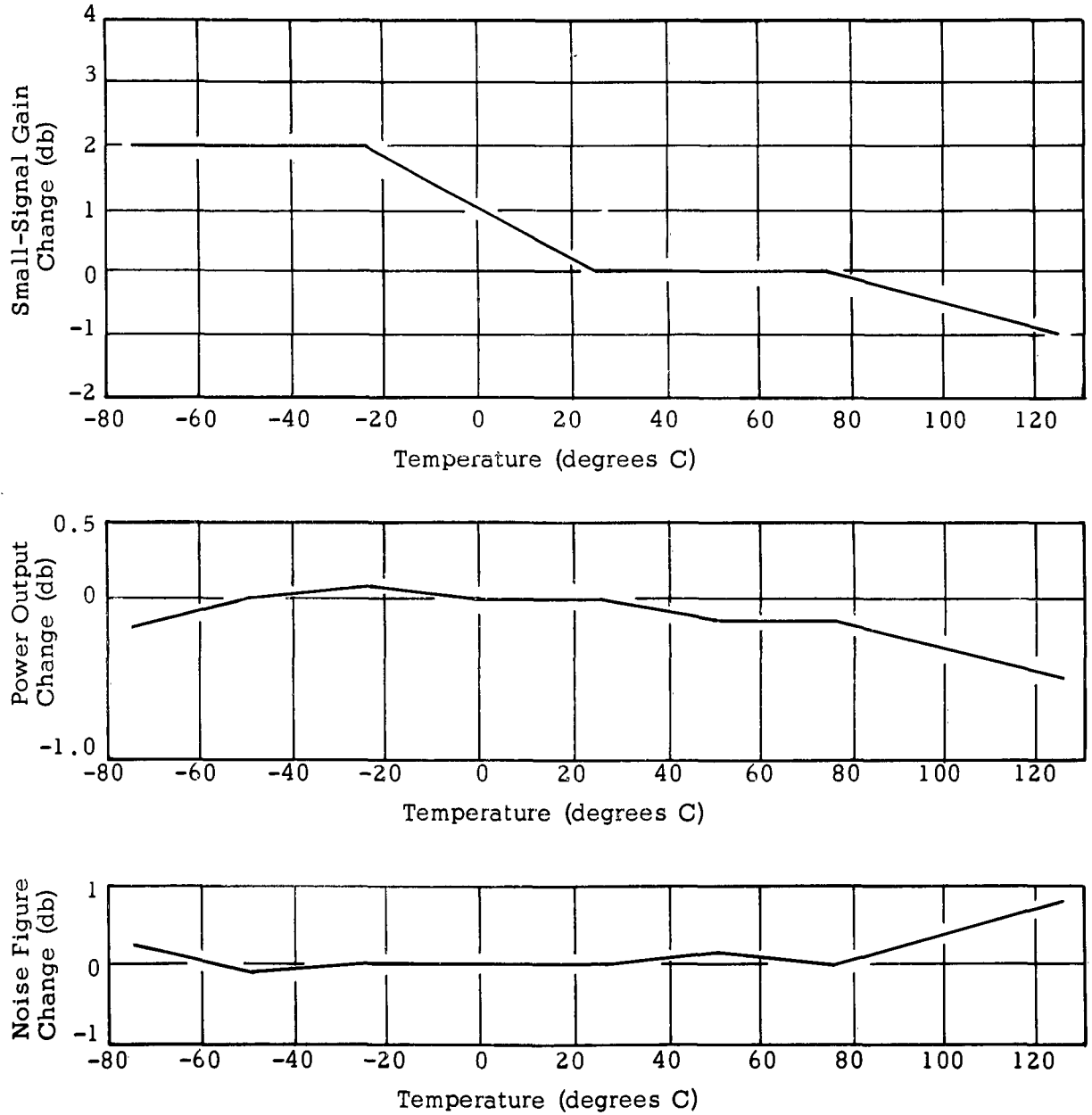


Fig. 5. Temperature Test Performance, M5057, Serial 6

40 to 55 cps in the X- and Y-axes. At 700 to 850 cps and 10 g in the same axes, the amplitude modulation was 3 to 4 db. The AM was much less than 0.5 db in the Z-axis at 0.060 DA from 5.55 cps and at 10 g from 55 cps to 2000 cps. Tests indicated that the problem was within the vacuum envelope, but the exact cause of failure is not yet known.

## 4. CONCLUSIONS

4.1 The primary importance of good focusing characteristics of a PPM-focused TWT, as indicated by the lack of dependency of helix current on helix voltage, has been further substantiated through the work done during the reporting period. The direct benefits of obtaining better focusing characteristics have been to realize lower noise figures at room ambient temperature and to maintain performance with little degradation over a wide range of temperatures.

## 5. PROGRAM FOR THE NEXT PERIOD

### 5.1 M5056 Environmentalization

5.1.1 Work will be continued to obtain proper focusing characteristics through both theoretical and experimental approaches. A theoretical review of the problems associated with focusing of low-voltage tubes will be made.

### 5.2 M5057 Environmentalization

5.2.1 Environmentalization of the M5057 should be completed during the next period.

5.2.2 Assembly will be started for the ten sets of package parts scheduled for delivery during the period. The known problems with the tubes will not affect the preliminary package assembly.

### 5.3 M5058 Environmentalization

5.3.1 Preliminary design for M5058 using pin matches will be completed, and vacuum envelope and package parts will be ordered.

### 5.4 M5059 Environmentalization

5.4.1 Completion of the M5059 environmentalization is dependent upon repeating the focusing characteristics of M5059, Serial 1, as it was in the preliminary package configuration. The better understanding of the focusing requirements obtained during the present reporting period should mean that the environmentalization will be completed during the next period.

5.4.2 Assembly will be started on the ten sets of package parts scheduled for delivery during the period.

## 5.5 Program Schedule

5.5.1 The program schedule is given in Fig. 6.

SCHEDULE OF LOW NOISE TUBE ENVIRONMENTALIZATION PROGRAM - NObsr-91227

MILESTONES AND TASKS	Feb	March	April	May	June	July	Aug	Sept	Oct	Nov	Dec	Jan	Feb	March	April	May	June	July	Total Cost
Detail Program Cost	1309	654																	1963
Review Operation Cost	234	163																	397
Obtain two 2108's for Life Test Cost	363	215																	578
Solve Interelectrode Leakage Problem Cost	1101	481																	1582
T & A Test 2108, 2109, 2110 Cost	2352	768																	3120
Vibrate 2108, 2109, 2110 Cost	1326	372	38																1736
Mail Monthly Reports Cost	343	343	343	343	343	343	343	343	343	343	343	343							3773
Life Test One 2103 Cost	243	256	128																627
Humidity & Salt Spray Test 2108, 2109, 2110 Cost	133	104																	237
Environmentalize 2108 Package Cost	1101	1866	2422	963															6252
Make-up Mechanical & Electrical Test Forms Cost			654	1581															2235
Build Ten 5059's Complete Cost																			14399
Environmentalize 2109, 2110, 2115 Packages Cost				1783	2614	2035													6442
Detailed Electrical Test 5059 Cost																			2716
Build Ten 5058's Complete Cost																			14791
Build Ten 5057's Complete Cost																			14061
Build Ten 5056's Complete Cost																			13436
Complete 2108 Package Environmentalization																			
Final Environmental Tests 5059 Cost																			1975
Life Test 5056, 5057, 5058, 5059 Cost																			7858
Write 5059 Specifications Cost																			1192
Detailed Electrical Tests 5056, 5057, 5058 Cost																			8515
Final Environmental Tests 5056, 5057, 5058 Cost																			6688
Write 5056, 5057, 5058 Specifications Cost																			2383
Write Final Report Cost																			6713
Ship 2 each 5056, 5057, 5058, 5059																			
Complete All Drawings Cost																			3548
Publish Final Report Cost																			437
Mail Final Report																			
Cost - per month as scheduled	6685	4373	3261	6257	3920	2388	2582	6831	16142	21307	22020	15280	11007	5164	437				127654
Cost - per month actual	6685	3968	6272	5437	5147	3977	4834	6434	6089	8211									
Cost - cumulative as scheduled	6685	11058	14319	20576	24496	26884	29466	36297	52439	73746	95766	111046	122053	127217	127654				
Cost - cumulative actual	6685	10653	16925	22362	27509	31486	36320	42754	48843	57054									

Fig. 6. Program schedule.