

UNCLASSIFIED

AD NUMBER
AD461148
NEW LIMITATION CHANGE
TO Approved for public release, distribution unlimited
FROM Distribution authorized to U.S. Gov't. agencies and their contractors; Administrative/Operational Use; MAR 1965. Other requests shall be referred to Naval Civil Engineering Lab., Port Hueneme, CA 93041.
AUTHORITY
USNCEL ltr, 13 Feb 1975

THIS PAGE IS UNCLASSIFIED

FOR OFFICIAL USE ONLY

CATALOGED BY: DDC

AS AN

461148

Technical Report

R 358

DETERIORATION OF RUBBER AND
PLASTIC INSULATION BY DEEP-
OCEAN MICROORGANISMS

18 March 1965

461148



U. S. NAVAL CIVIL ENGINEERING LABORATORY
Port Hueneme, California

DDC
APR 21 1965
DDC-IRA E

DETERIORATION OF RUBBER AND PLASTIC INSULATION BY DEEP-OCEAN MICROORGANISMS

Y-R011-01-01-042

Type B Final Report

by

J. S. Muraoka

ABSTRACT

This laboratory research study determined the relative deteriorating effects of deep-ocean microorganisms on five electrical insulating materials. The plastic and rubber materials were exposed for 21 months in (1) sea water containing microorganisms from deep-ocean sediments or (2) deep-ocean sediment. Control specimens were exposed in sterile sea water. Relative values for deterioration of the insulating materials were determined on the basis of insulation resistance and voltage breakdown tests. Other parameters of the deep-ocean environment, such as high hydrostatic pressures, low temperatures, and low dissolved oxygen were not a part of this study but will be considered in a future study.

Of the five materials, neoprene rubber was highly resistant to water absorption in the absence of microbes but was very susceptible to microbial deterioration. Polyethylene was highly resistant to microbes, but after 14 months it was very susceptible to water absorption. Silicone rubber, GR-S rubber, and polyvinyl chloride were fairly resistant to both microbes and water.

Qualified requesters may obtain copies of this report from DDC.
Release to the Clearinghouse is not authorized.
The Laboratory invites comment on this report, particularly on the results obtained by those who have applied the information.

INTRODUCTION

The potential importance of the sea to man's existence has resulted in the rapid expansion of his interest in marine sciences and deep-ocean engineering during recent years. As marine engineering and oceanographic investigations increase, it becomes essential to know more about the effects of a sea water environment on materials and equipment. Studies have shown that rubber products,^{1, 2} hydrocarbons,³ and certain synthetic organic compounds^{4, 5} are utilized by marine bacteria, and that various rubber electrical insulating materials⁶ and pipe and cable coatings⁷ are vulnerable to soil bacteria and fungi. Microbial decomposition of these products are accomplished by oxidation of hydrocarbons and are utilized as a source of carbon for the growth and multiplication of microorganisms. In a laboratory study,² it was definitely proved that strains of *Streptomyces* were able to utilize rubber hydrocarbons and that these strains produced visible holes and pits on thin rubber strips.

Because very little is known about the behavior of materials exposed in the deep-sea environment, the present study was undertaken to see what effect deep-ocean microorganisms would have upon various kinds of electrical insulating materials.

Although exposed to deep-sea sediment and microorganisms, the insulating materials were not subjected to the combined effects of high hydrostatic pressures, low dissolved oxygen concentration, low temperatures, and other parameters of a deep-ocean environment. NCEL is now fabricating six 9-inch-ID dynamic pressure vessels for testing materials in simulated deep-ocean conditions.

MATERIALS AND METHODS

Five electrical insulating materials were exposed to deep-sea microorganisms: polyethylene, polyvinyl chloride (PVC), neoprene, silicone rubber, and GR-S rubber. Table I lists the basic materials used in their formulation. These materials were 0.015 inch (15 mils) thick and covered a No. 16 tin-coated copper conductor. Four specimens of each material were randomly selected. They were 15 inches long, and 12 inches of this was exposed to the test medium. Of the four specimens, two were stressed (coiled) and two were nonstressed (straight). Stress was applied by coiling a 15-inch specimen lightly around a 1/4-inch-diameter glass rod and then removing the rod. One end of each specimen was sealed with two coats of rubber cement; the opposite end was left exposed for electrical connection. Duplicate specimens,

stressed and nonstressed, of each of the five materials were placed in 4- by 4- by 12-inch-ID sterile acrylic containers with a lid (Figure 1). An acrylic tube, one end of which was plugged with cotton, was attached to the lid as an air vent. Epoxy sealed the area between the conductors and the acrylic containers. A 1/8-inch-diameter stainless steel rod was placed longitudinally through the acrylic box, with both ends protruding. The stainless steel rod was used as an electrode.

To determine whether insulating materials would fail from microbial activity or sea water absorption, the stressed and nonstressed test specimens were exposed to the following environments (Figure 2):

1. Sea water sterilized in an autoclave
2. Sea water containing deep-sea microorganisms (deep-sea sediment containing microorganisms added to sterile sea water)
3. Deep-ocean sediment — Mud 1
4. Deep-ocean sediment — Mud 2 (another set of specimens was exposed in this sediment 5 months later)

The deep-ocean sediment samples were obtained from a depth of 5,300 feet approximately 75 nautical miles southwest of Port Hueneme (33°46'N and 120°37'W). The samples were obtained with a scoop sampler⁸ capable of collecting about 225 cubic inches of surface sediment from a fairly soft bottom.

The insulation resistance measurements were performed with a combination voltmeter and ammeter (Figure 3) designed for measurements from 1.0 microvolt to 1,000 volts, and from 0.1 micromicroampere to 1.0 ampere. The ampere data was later converted to resistance by using Ohm's Law.

A 45-volt battery provided the DC current. This battery, in a 5- by 6- by 9-inch aluminum box with a 1/8-inch thick acrylic top, was connected to the input and output terminals and to a two-way switch. The terminals and switch were secured to the acrylic top to maintain maximum electrical resistance between these connections during testing.

The purpose of the two-way switch was to reverse the polarity on each test specimen so that positive and negative readings could be obtained and averaged. Also, any insulation deterioration could be detected by noting the difference in the positive and negative readings produced by the electrolytic action of sea water. Thus any potential produced acts as a battery in series with the measuring circuit and produces the difference in the readings. Figure 4 is a schematic. Resistances were measured in a constant relative humidity (20%) and constant temperature (22.8°C).

Table I. Materials Used in the Formulation of Insulating Materials Tested

Test Specimens	Basic Materials	Plasticizer	Fillers	Antioxidant
Polyethylene	Union Carbide No. 2005 (standard polyethylene insulation)	—	—	—
Polyvinyl Chloride (PVC)	B. F. Goodrich Geon 8801	—	—	—
GR-S (SBR) rubber	Naugapol 1016 and 1018	cumarone-indene resin and micro- crystalline wax	hard clay and water-ground whiting	polymerized trimethyl dihydroquinoline
Silicone rubber	Union Carbide No. K1347	—	—	—
Neoprene rubber	Neoprene Type W	light process oil and petroleum	hard clay	4, 4 thiobis (6-tert-butyl m-creosol)




Figure 1. Arrangement of insulating materials in acrylic container.



Figure 2. Specimens in container with sea water and deep-ocean sediment, after 4 months. Note black hydrogen sulfide produced by marine sulfate-reducing bacteria.




Figure 3. Test setup for measuring insulation resistance of specimens in sterile sea water.

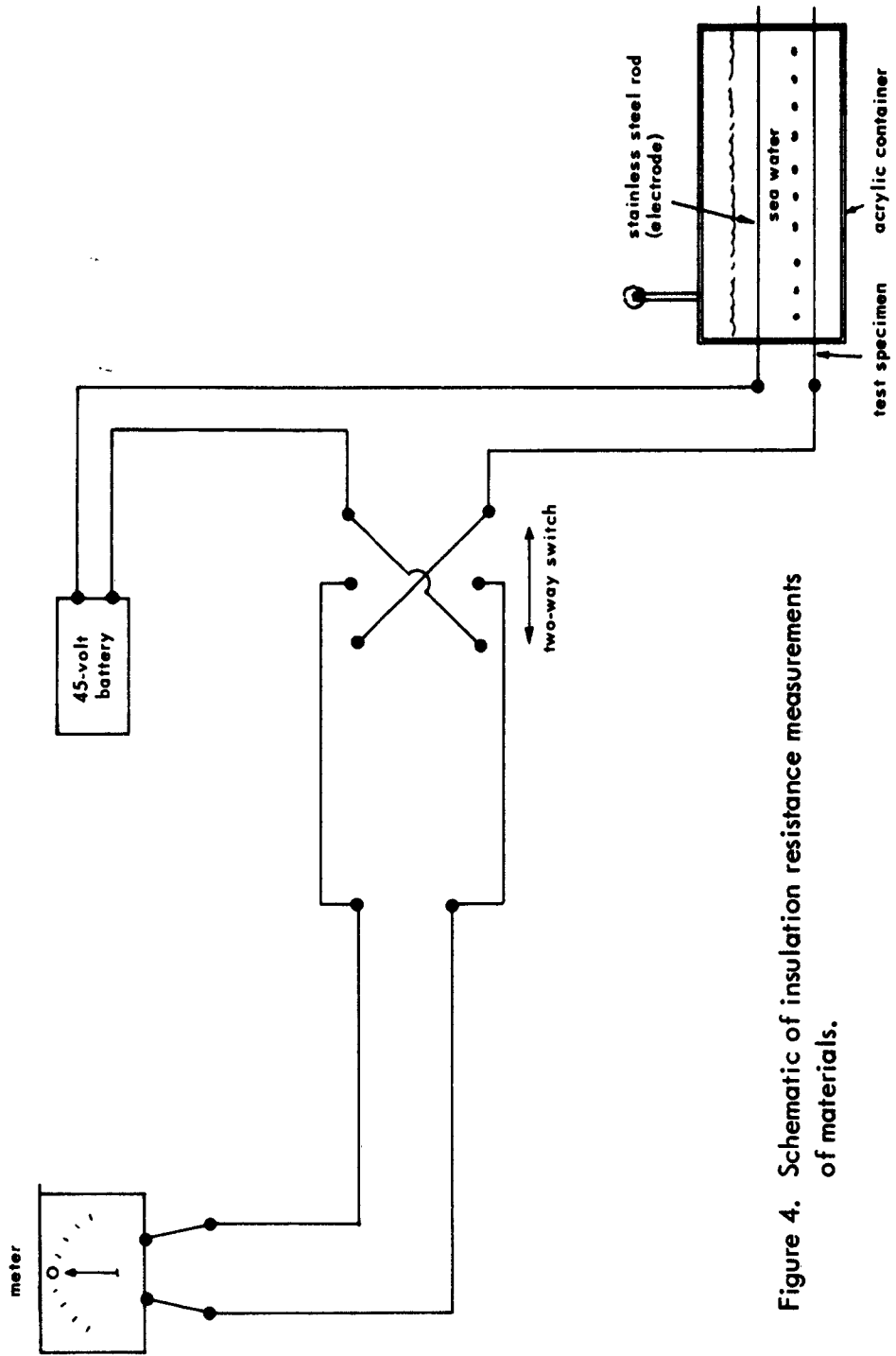


Figure 4. Schematic of insulation resistance measurements of materials.

Concurrently with insulation resistance tests, specimens were subjected to voltage breakdown tests. Duplicates of each material were bent into "U" shape and placed in glass jars; the cut ends protruded through the cover of the jars (Figure 5). The control was filled with sterile sea water; the other was filled with deep-sea sediment containing microorganisms. Periodically, 1,000 volts AC was applied to each specimen for 10 seconds (Figure 6). When not being tested, the specimens in plastic and glass containers were stored in a constant-temperature cabinet at 15°C.

All materials were exposed for 21 months. At the end of this exposure period, a voltage breakdown test was also performed on each of the specimens in the acrylic containers.

Bacteriological analyses of the sediment samples and sterile sea water samples were made before and after the exposure study (Table II). The medium used to determine the aerobic bacterial population consisted of:⁹

Bacto-peptone	5.0 gm
Ferric phosphate	0.1 gm
Yeast extract	1.0 gm
Aged sea water	1,000 ml
Bacto-agar	20 gm
pH	7.5

In addition to the bacteriological analysis, the pH and oxidation-reduction potential of the sea water and sediment samples in the acrylic containers were measured (Table II). Table III summarizes environmental data from the general area where the sediment samples were collected at a depth of 5,300 feet.^{10, 11}

RESULTS OF ELECTRICAL MEASUREMENTS

Insulation Resistance

To interpret the relative amount of microbial deterioration of various materials, the rate of decline of insulation resistance values of the test specimens was compared with that of control specimens.

Polyethylene (Figure 7). Polyethylene performed very satisfactorily for about 14 months, after which the insulation resistance values of the specimens declined very sharply at the same rate. The polyethylene was resistant to microbial attack. The decline in insulation resistance values after 14 months was due to water absorption.




Figure 5. Arrangement of specimens for voltage breakdown tests.




Figure 6. Test setup for voltage breakdown tests of specimens in deep-ocean sediment and sterile sea water.

Table II. Bacteriological Analysis, pH and Oxidation-Reduction Potential Measurements of Sea-Water and Sediment Samples

	At Start of Test			After Termination of Test		
	Sterile Sea Water	Sea Water and Sediment	Sediment		Sterile Sea Water	Sea Water and Sediment
			Mud 1	Mud 2		
Number of Aerobic Bacteria	0	6,000 per ml of sea water	25,000 per gm of sediment (wet)	650,000 per gm of sediment (wet)		
pH Value	8.0	8.0	8.0 ₁	7.6 ₁	7.7	7.6 ₁
Oxidation-Reduction Potential (mv) ₅	+110	+130	+130 ₂	+130 ₂	+130	+110 ₃ +60 ₂ +20 ₄

Measurements taken:

- 1 In sea water above sediment
- 2 In center of sediment
- 3 At sediment surface
- 4 At sediment bottom
- 5 Platinum electrode used

Table III. Deep-Sea Environment at a Depth of 5,300 Feet

Location	33°46'N 120°37'W
Water temperature	2.53°C
Hydrostatic pressure	2,335 psi
Dissolved oxygen concentration	1.26 ml/l
Hydrogen-ion concentration (pH)	7.44
Oxidation-reduction potential (E_h)	+215
Salinity	34.56 ppt
Current	less than 0.1 knot
Biological activity in sediment	variety of microorganisms and mud-dwelling animals
Sediment	green mud containing glauconite, Foraminifera tests, quartz and other materials

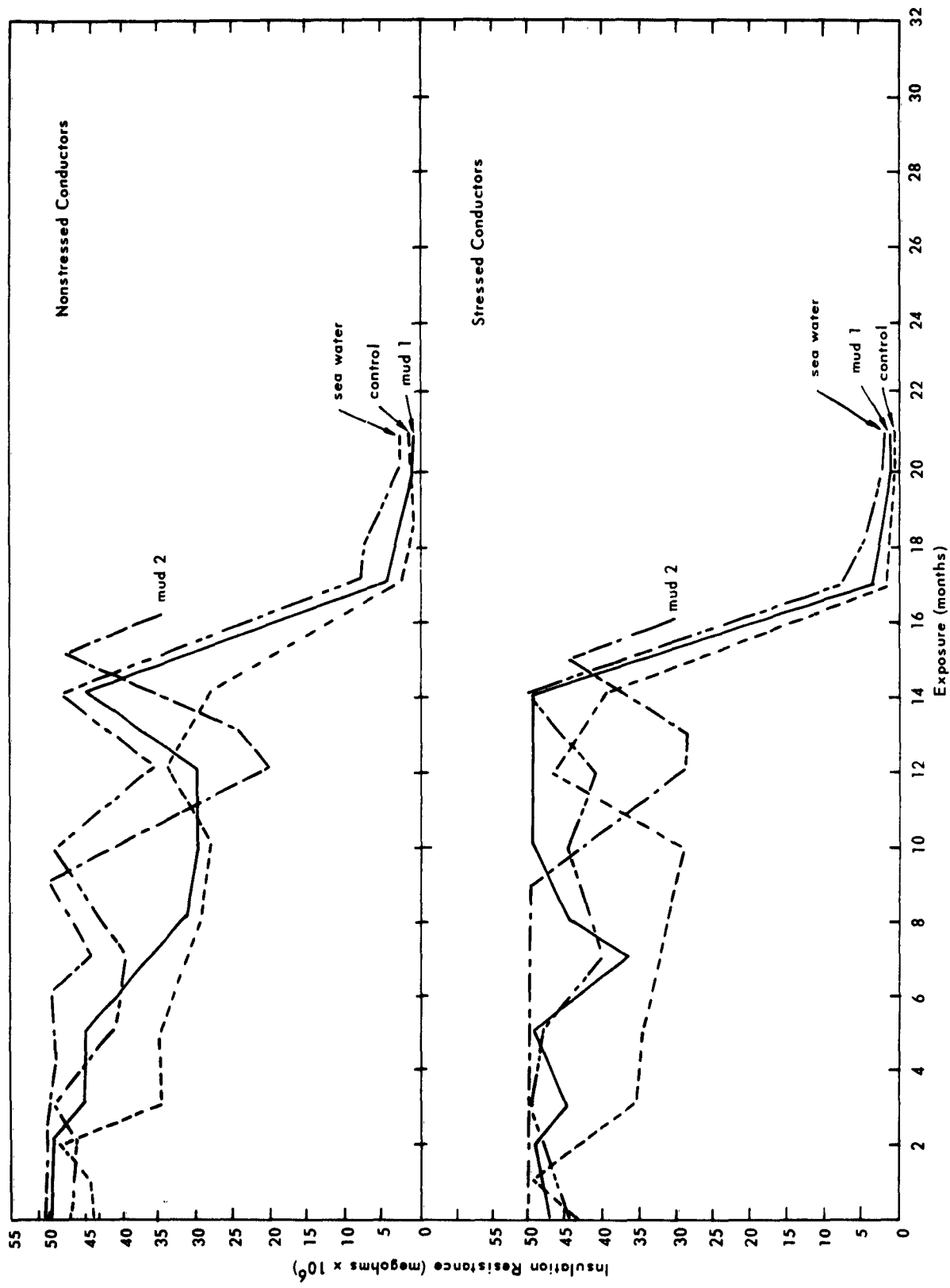


Figure 7. Insulation resistance of polyethylene.

Polyvinyl Chloride (Figure 8). Polyvinyl chloride (PVC) also performed very satisfactorily for 14 months. Then, however, instead of rapidly declining like the polyethylene values, insulation resistance declined gradually, except for one specimen. This was a stressed specimen, exposed in sea water, and its resistance values declined very sharply. In general, the PVC was fairly resistant to microbial attack and to water absorption.

GR-S Rubber (Figure 9). All the stressed specimens of GR-S rubber were fairly resistant to microbial attack and to water absorption. The nonstressed specimens exposed in sea water and in Mud 1 failed after 2 months due to microbial attack. However, one pair of nonstressed specimens exposed in Mud 2 was fairly resistant to microbial attack and to water absorption.

Silicone Rubber (Figure 10). Silicone rubber performed satisfactorily for about 12 months; then the insulation resistance values started to decline fairly rapidly. The decline was caused by slight bacterial attack and by water absorption. In general, silicone rubber insulation was fairly resistant to microbial attack.

Neoprene (Figure 11). The insulation resistance measurements of neoprene specimens clearly differentiated between microbial deterioration and water absorption. The resistance values of control specimens in sterilized water remained at constant level throughout the exposure period, indicating that neoprene is highly resistant to water absorption in the absence of microorganisms. But the resistance values of neoprene specimens in sea water and in sediment dropped quite sharply after about 2 months, indicating failure caused by microbial attack.

Voltage Breakdown

The periodic 10-second application of 1,000 volts AC to each specimen revealed the physical deterioration of the insulating materials. Two neoprene specimens exposed to deep-ocean sediment failed after 14 months. But the neoprene specimens in sterile sea water did not fail in that time, nor did other specimens exposed for the full 21 months in sediment or in sterile sea water.

The insulating materials in the acrylic containers were subjected to a single voltage breakdown test following the insulation resistance measurements after 21 months. There was voltage breakdown in those neoprene test specimens exposed in sea water containing microorganisms and in the two sediments. However, there was no voltage breakdown in neoprene specimens exposed in sterile sea water medium. Nor did voltage breakdown occur in polyethylene, PVC, GR-S rubber, and silicone rubber specimens in mud or sea water.

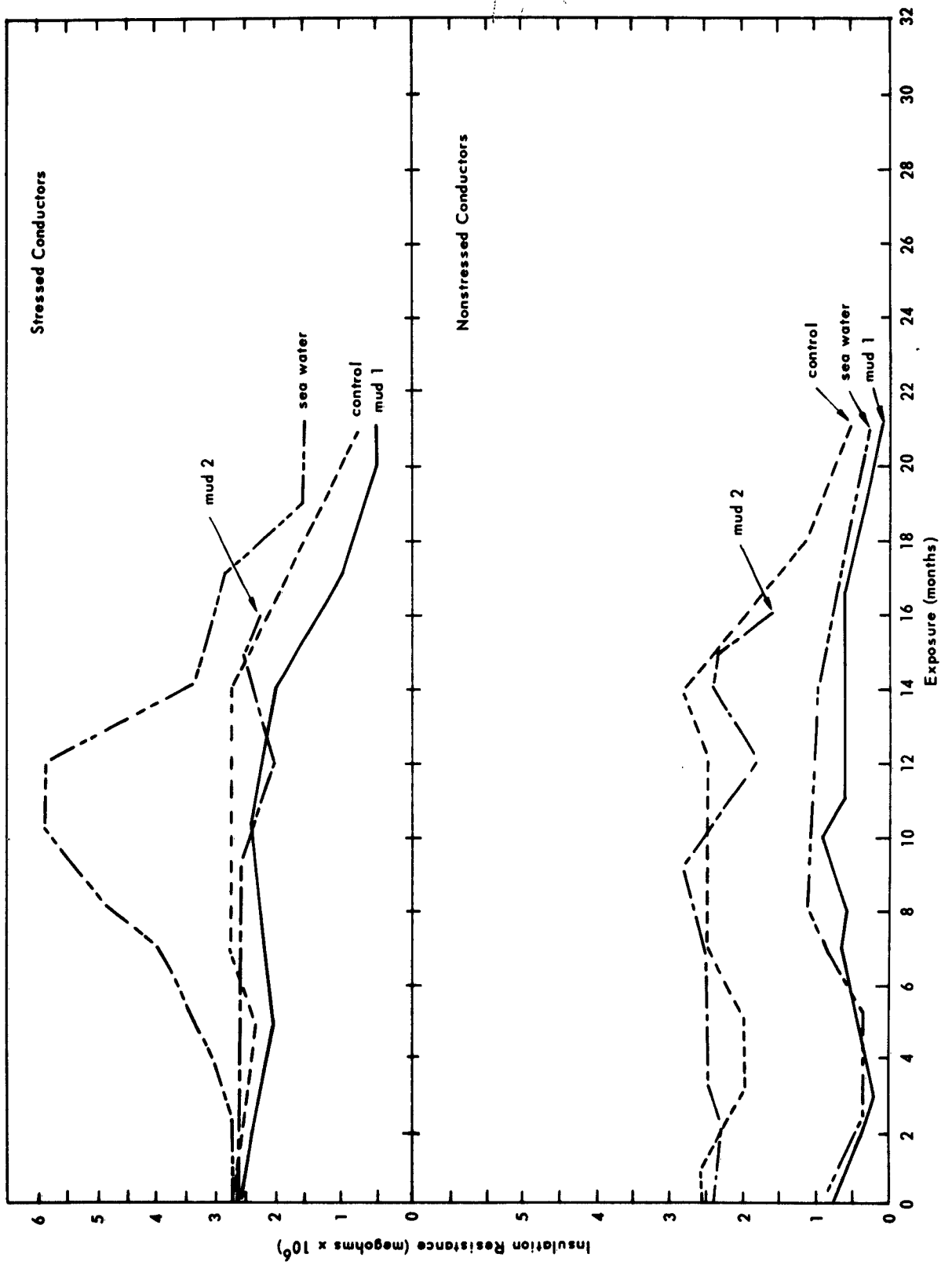


Figure 8. Insulation resistance of polyvinyl chloride (PVC).

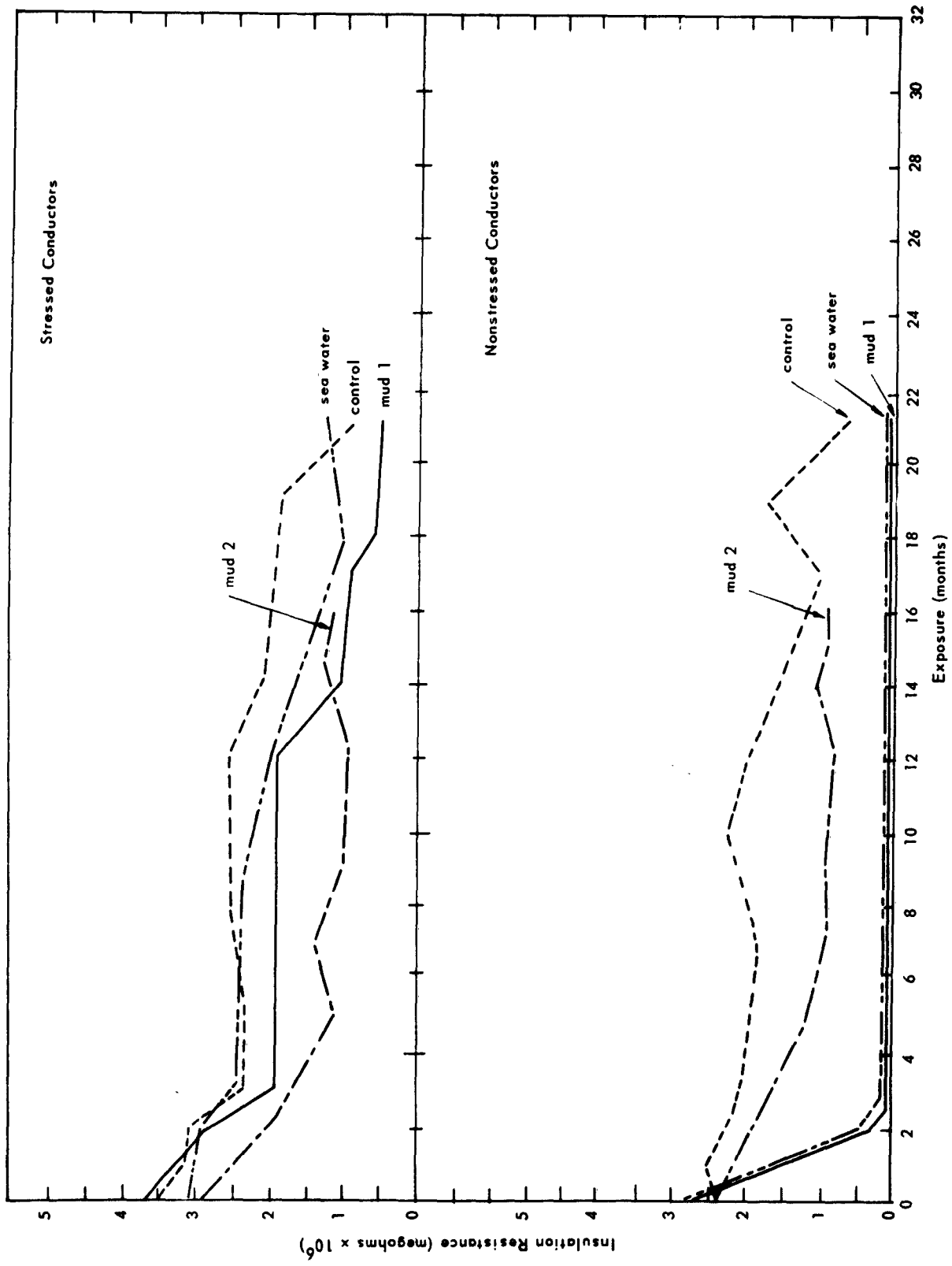


Figure 9. Insulation resistance of GR-S rubber.

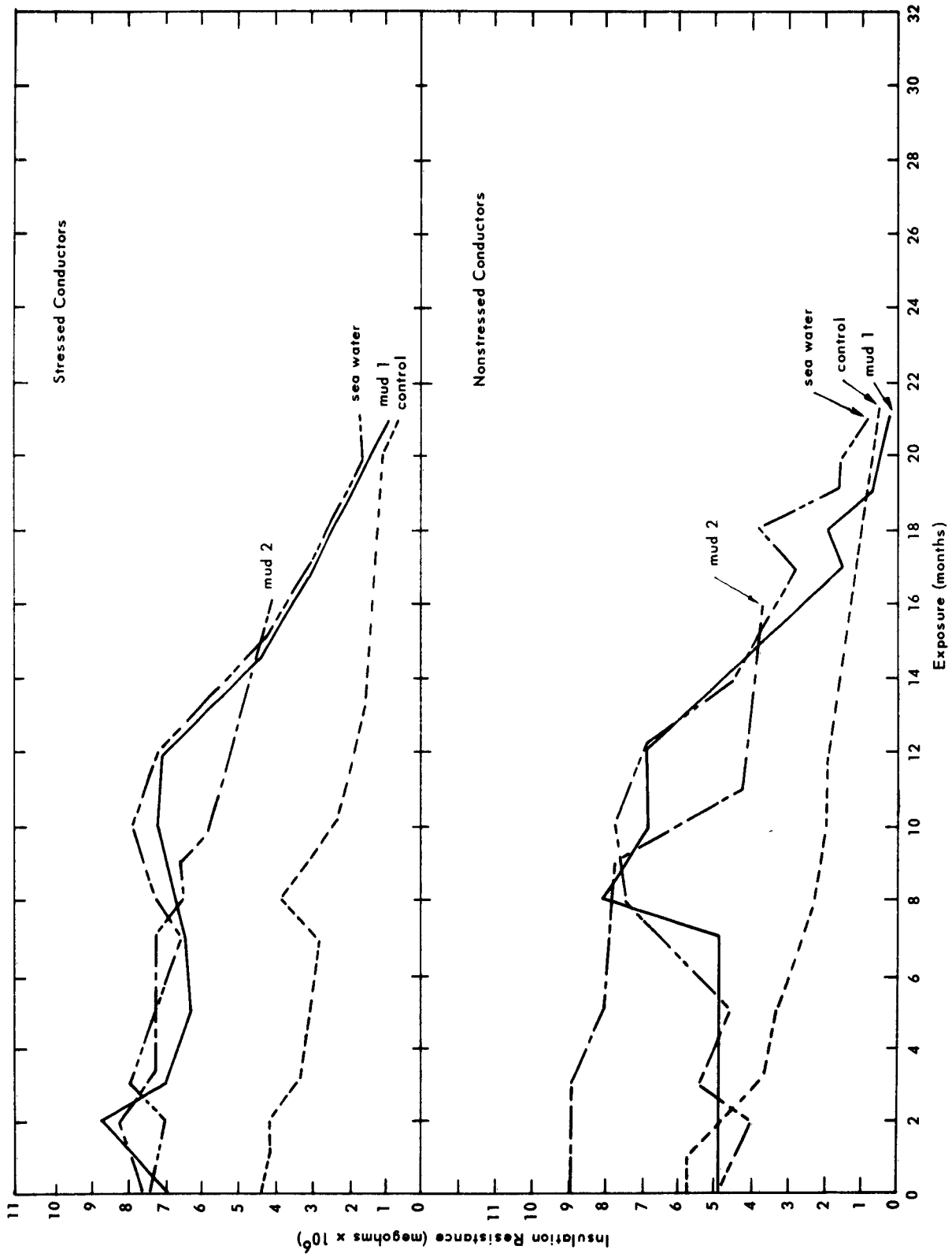


Figure 10. Insulation resistance of silicone rubber.

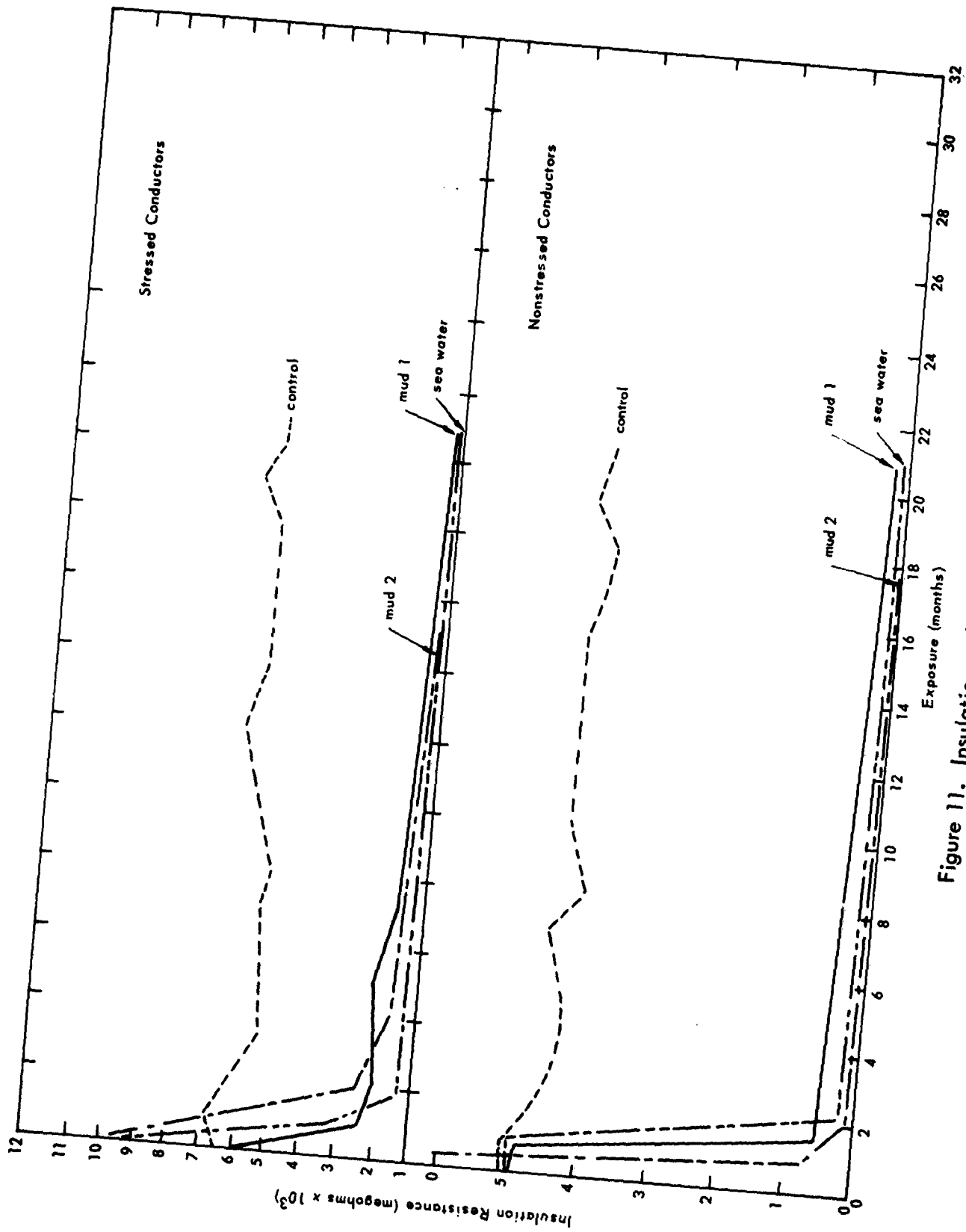


Figure 11. Insulation resistance of neoprene.

MICROSCOPIC EXAMINATION

After termination of the exposure study, the specimens were cut and removed from the acrylic container, washed in tap water, dried, and examined under a stereoscopic microscope. There was no visible surface cracking or other physical damage. However, the sediment-exposed PVC insulating material had changed from white to jet black due to the activity of sulfate-reducing bacteria. The lead stabilizers in PVC had combined with the hydrogen sulfide (H_2S) to form black lead sulfide. In a marine exposure study,¹² it was reported that this discoloration did not change the mechanical properties of the PVC material. The PVC specimens in sterile sea water or in sea water and sediment were not discolored.

The sulfate-reducing bacteria which produced the hydrogen sulfide are anaerobic bacteria. They obtain their energy by the reduction of sulfates and sulfites in water in the absence of free oxygen. The end product of their metabolic process is hydrogen sulfide.

A small amount of hydrogen sulfide was first noted near the bottom of the sediment about 2 months after the exposure test began. Within 6 months, it had covered three-fourths of the sediment in the acrylic container, so that stressed and nonstressed specimens were exposed to it. The top 1-inch layer of the sediment was free of hydrogen sulfide due to the presence of free oxygen.

SUMMARY AND DISCUSSION

Information about the relative resistance of insulating materials to deep-ocean microbial deterioration can be obtained by the insulation resistance (non-destructive) and voltage breakdown (destructive) tests. The average insulation resistance values of the stressed and nonstressed control materials before the test were polyethylene (48 million megohms), silicone rubber (5 million megohms), GR-S rubber (3 million megohms), PVC (2.5 million megohms), and neoprene (5,000 megohms). After 21 months exposure, the average insulation resistance values had dropped to about 1 million megohms for polyethylene, silicone rubber and GR-S rubber. The value for neoprene had remained constant at about 5,000 megohms throughout the exposure period.

Neoprene was highly susceptible to microbial deterioration, but it was highly resistant to water absorption in the absence of microbes. The 15-mil-thick insulated neoprene conductors exposed to microorganisms were not usable after 14 months exposure, but the control materials were usable even after 21 months exposure.

Polyethylene was highly resistant to microbial deterioration, but after 14 months exposure it was highly susceptible to water absorption. Silicone rubber, GR-S rubber, and PVC were all fairly resistant to both microbial deterioration and water absorption, and they were still usable after 21 months. During electrical

measurements on polyethylene, PVC, GR-S rubber, and silicone rubber, it was very difficult to obtain a stable insulation resistance value with the meter because the electrical resistance of these materials was very high (in the micromicroampere range). Thus, the insulation resistance values obtained for these materials are only relative, and no attempt was made to compare the materials with specifications.

When the sterile sea water was analyzed at the end of the exposure period, only one bacterial species, in very low numbers, was found. Shortly before exposure ended, a plastic tube attached to the lid of the acrylic container broke off during handling, and an airborne bacterium could have contaminated the sterile sea water at that time.

The knowledge obtained about the behavior of various insulating materials in this study has practical applications. For example, a superior electrical cable for long-term use in a marine environment could be developed by covering neoprene rubber, which is resistant to water absorption in the absence of microorganisms, with polyethylene, which is resistant to microbial deterioration. For deep-ocean applications, pressure and other factors may change this.

REFERENCES

1. C. E. ZoBell and J. D. Beckwith. "The deterioration of rubber products by micro-organisms," *American Water Works Association, Journal*, vol. 36, no. 4, Apr. 1944, pp. 439-453.
2. J. J. Rook. "Microbiological deterioration of vulcanized rubber," *Applied Microbiology*, vol. 3, no. 5, Sept. 1955, pp. 302-309.
3. C. E. ZoBell. "Action of microorganisms on hydrocarbons," *Bacteriological Reviews*, vol. 10, no. 1-2, 1964.
4. L. R. Snoke. "Resistance of organic materials and cable structures to marine biological attack," *Bell System Technical Journal*, vol. 36, no. 5, Sept. 1957, pp. 1095-1127.
5. P. L. Steinberg. "The resistance of organic materials to attack by marine bacteria at low temperatures," *Bell System Technical Journal*, vol. 40, no. 5, Sept. 1961, pp. 1369-1395.
6. J. T. Blake, D. W. Kitchin and O. S. Pratt. "The microbiological deterioration of rubber insulation," *American Institute of Electrical Engineers, Transactions*, vol. 72, pt. III (Power Apparatus and Systems), no. 5, Apr. 1953, pp. 321-328.

7. F. E. Kielman. "Microbiological deterioration of buried pipe and cable coatings," *Corrosion*, vol. 14, no. 5, May 1958, pp. 23-32.
8. U. S. Naval Civil Engineering Laboratory. Technical Note N-457: A deep-ocean sediment sampler, by R. E. Jones. Port Hueneme, Calif., Sept. 1963.
9. R. Y. Morita and C. E. ZoBell. "Occurrence of bacteria in pelagic sediments collected during the Mid-Pacific Expedition," *Deep Sea Research*, vol. 3, no. 1, Oct. 1955, pp. 66-73.
10. U. S. Naval Civil Engineering Laboratory. Technical Note N-657: Environment of deep-ocean test sites (nominal depth, 6,000 feet, latitude 33°46'N, longitude 120°37'W), by K. O. Gray. Port Hueneme, Calif., in preparation.
- 11.———. Technical Report R-329: Deep-ocean biodeterioration of materials, part 1. Four months at 5,640 feet, by J. S. Muraoka. Port Hueneme, Calif., Nov. 1964.
12. R. A. Connolly. "Effect of seven-year marine exposure on organic materials," *Materials Research and Standards*, vol. 3, no. 3, Mar. 1963, pp. 193-201.

DISTRIBUTION LIST

SNDL Code	No. of Activities	Total Copies	
	1	10	Chief, Bureau of Yards and Docks (Code 42)
23A	1	1	Naval Forces Commanders (Taiwan only)
39B	2	2	Construction Battalions
39D	5	5	Mobile Construction Battalions
39E	3	3	Amphibious Construction Battalions
39F	1	2	Construction Battalion Base Units
A2A	1	1	Chief of Naval Research - Only
A3	2	2	Chief of Naval Operation (OP-07, OP-04)
A5	5	5	Bureaus
B3	2	2	Colleges
E4	1	2	Laboratory ONR (Washington, D. C. only)
E5	1	1	Research Office ONR (Pasadena only)
E16	1	1	Training Device Center
F9	7	7	Station - CNO (Boston; Key West; San Juan; Long Beach; San Diego; Treasure Island; and Rodman, C. Z. only)
F17	6	6	Communication Station (San Juan; San Francisco; Pearl Harbor; Adak, Alaska; and Guam only).
F41	1	1	Security Station
F42	1	1	Radio Station (Oso and Cheltenham only)
F48	1	1	Security Group Activities (Winter Harbor only)
F61	2	2	Naval Support Activities (London and Naples only)
F77	1	1	Submarine Base (Groton, Conn. only)
F81	2	2	Amphibious Bases
H3	7	7	Hospital (Chelsea; St. Albans, Portsmouth, Va.; Beaufort; Great Lakes; San Diego; and Camp Pendleton only)
H6	1	1	Medical Center
J1	2	2	Administration Command and Unit - BuPers (Great Lakes and San Diego only)
J3	1	1	U. S. Fleet Anti-Air Warfare Training Center (Virginia Beach only)
J19	1	1	Receiving Station (Brooklyn only)
J34	1	1	Station - BuPers (Washington, D. C. only)

DISTRIBUTION LIST (Contd)

SNDL Code	No. of Activities	Total Copies	
J46	1	1	Personnel Center
J48	1	1	Construction Training Unit
J60	1	1	School Academy
J65	1	1	School CEC Officers
J84	1	1	School Postgraduate
J90	1	1	School Supply Corps
J95	1	1	School War College
J99	1	1	Communication Training Center
L1	11	11	Shipyards
L7	4	4	Laboratory – BuShips (New London; Panama City; Carderock; and Annapolis only)
L26	5	5	Naval Facilities – BuShips (Antigua; Turks Island; Barbados; San Salvador; and Eleuthera only)
L42	2	2	Fleet Activities – BuShips
M27	4	4	Supply Center
M28	6	6	Supply Depot (except Guantanamo Bay; Subic Bay; and Yokosuka)
M61	2	2	Aviation Supply Office
N1	6	18	BuDocks Director, Overseas Division
N2	9	27	Public Works Offices
N5	3	9	Construction Battalion Center
N6	5	5	Construction Officer-in-Charge
N7	1	1	Construction Resident-Officer-in-Charge
N9	6	12	Public Works Center
N14	1	1	Housing Activity
R9	2	2	Recruit Depots
R10	2	2	Supply Installations (Albany and Barstow only)
R20	1	1	Marine Corps Schools (Quantico)
R64	3	3	Marine Corps Base
R66	1	1	Marine Corps Camp Detachment (Tengan only)
W1A1	6	6	Air Station

DISTRIBUTION LIST (Contd)

SNDL Code	No. of Activities	Total Copies	
W1A2	35	35	Air Station
W1B	8	8	Air Station Auxiliary
W1C	3	3	Air Facility (Phoenix; Naha; and Naples only)
W1E	6	6	Marine Corps Air Station (except Quantico)
W1H	9	9	Station - BuWeps (except Rota)
	1	1	Deputy Chief of Staff, Research and Development, Headquarters, U. S. Marine Corps, Washington, D. C.
	1	1	President, Marine Corps Equipment Board, Marine Corps School, Quantico, Va.
	1	1	Chief of Staff, U. S. Army, Chief of Research and Development, Department of the Army, Washington, D. C.
	1	1	Office of the Chief of Engineers, Assistant Chief of Engineering for Civil Works, Department of the Army, Washington, D. C.
	1	1	Chief of Engineers, Department of the Army, Washington, D. C., Attn: Engineering Research and Development Division
	1	1	Chief of Engineers, Department of the Army, Washington, D. C., Attn: ENGCW-OE
	1	1	Air Force Weapons Laboratory, Kirtland Air Force Base, Albuquerque, N. M., Attn: Code WLRC
	1	3	Headquarters, U. S. Air Force, Directorate of Civil Engineering, Washington, D. C., Attn: AFOCE-ES
	1	1	Commanding Officer, U. S. Naval Construction Battalion Center, Port Hueneme, Calif., Attn: Materiel Dept., Code 140
	1	1	Deputy Chief of Staff, Development, Director of Research and Development, Department of the Air Force, Washington, D. C.
	1	1	Director, National Bureau of Standards, Department of Commerce, Connecticut Avenue, Washington, D. C.
	1	2	Office of the Director, U. S. Coast and Geodetic Survey, Washington, D. C.
	1	20	Defense Documentation Center, Building 5, Cameron Station, Alexandria, Va.
	1	2	Director of Defense Research and Engineering, Department of Defense, Washington, D. C.
	1	2	Director, Bureau of Reclamation, Washington, D. C.
	1	1	Facilities Officer, Code 108, Office of Naval Research, Washington, D. C.
	1	1	Federal Aviation Agency, Office of Management Services, Administrative Services Division, Washington, D. C., Attn: Library Branch

DISTRIBUTION LIST (Contd)

No. of Activities	Total Copies	
1	2	Commander Naval Beach Group Two, U. S. Naval Amphibious Base, Little Creek, Norfolk, Va.
1	1	Commander, Pacific Missile Range, Technical Documentation Section, P. O. Box 10, Point Mugu, Calif., Attn: Code 4332
1	2	U. S. Army Engineer Research and Development Laboratories, Attn: STINFO Branch, Fort Belvoir, Va.
1	1	Systems Engineering Group, Deputy for Systems Engineering, Directorate of Technical Publications and Specifications, Wright-Patterson AFB, Ohio
1	1	Commander, U. S. Naval Shipyard, Attn: Material Laboratory, Brooklyn
1	1	U. S. Naval Research Laboratory, Chemistry Division, Washington, D. C.
1	1	Deputy Chief of Staff, Research and Development Headquarters, U. S. Marine Corps, Washington, D. C.
1	1	Chief of Ordnance, U. S. Army, Attn: Research and Development Laboratory, Washington, D. C.
1	1	Commanding Officer, Signal Corps Engineering Labs, Fort Monmouth, N. J.
1	1	Commandant, U. S. Armed Forces Staff College, U. S. Naval Base, Norfolk
1	1	Officer in Charge, U. S. Navy Unit, Rensselaer Polytechnic Institute, Troy, N. Y.
1	1	Commander, Amphibious Force, U. S. Pacific Fleet, San Diego
1	1	Commander, Amphibious Force, U. S. Atlantic Fleet, U. S. Naval Base, Norfolk
1	1	Commanding Officer, Fleet Training Center, Navy No. 123, FPO, San Francisco
1	1	U. S. Naval Applied Science Laboratory, Technical Library, Building 291, Code 9832, Naval Base, Brooklyn
1	1	Navy Liaison Officer, Detroit Arsenal, Centerline, Mich.
1	1	Office of Naval Research, Branch Office, Navy No. 100, Box 39, FPO, N. Y.
1	1	Commanding Officer, Naval Electronics Laboratory, Attn: Technical Director, San Diego
1	1	Commanding Officer, U. S. Naval Unit, U. S. Army Chemical Corps School, Fort McClellan, Ala.
1	1	Commanding Officer, Field Research Laboratory, Bureau of Medicine and Surgery, Camp Lejeune, N. C.
1	1	Commandant, 1st Naval District, Attn: CEC Naval Reserve Program Officer, 495 Summer Street, Boston
1	1	Commandant, 3rd Naval District, Attn: CEC Naval Reserve Program Officer, 90 Church Street, New York
1	1	Commander, Mine Force, U. S. Pacific Fleet, U. S. Naval Station, Long Beach

DISTRIBUTION LIST (Contd)

No. of Activities	Total Copies	
1	1	Commanding Officer, U. S. Army Engineering Research and Development Laboratories, Ft. Belvoir, Va.
1	1	Dr. A. M. Kaplan, Quartermaster Research and Engineering Command, Natick, Mass.
1	1	Dr. C. Lamanna, Army Research Office, Office Chief, Research and Development, Washington, D. C.
1	1	Commanding Officer, U. S. Naval Applied Science Laboratory, Brooklyn
1	1	Mr. E. M. MacCutcheon, Chief, Office of Research and Development, U. S. Maritime Administration, Washington, D. C.
1	1	Commanding Officer, U. S. Naval Underwater Ordnance Station, Newport, R. I.
1	1	U. S. Naval Electronics Laboratory, San Diego
1	1	U. S. Naval Ordnance Test Station, China Lake, Calif.
1	1	U. S. Naval Ordnance Test Station, Pasadena, Calif.
1	1	President, Beach Erosion Board, Corps of Engineers, Department of the Army, 5201 Little Falls Road, N. W., Washington, D. C.
1	1	Hydrographer, U. S. Navy Oceanographic Office, Washington, D. C.
1	1	Office of Naval Research, Geophysics Branch, Washington, D. C.
1	1	Chief, Bureau of Ships, Attn: Chief of Research and Development Division, Navy Department, Washington, D. C.
1	1	Officer in Charge, U. S. Naval Biological Laboratory, Naval Supply Center, Oakland, Calif.
1	1	Officer in Charge, U. S. Naval Supply Research and Development Facility, Naval Supply Center, Attn: Library, Bayonne, N. J.
1	1	Director, Marine Physical Laboratory, U. S. Navy Electronics Laboratory, San Diego
1	1	Chief, Bureau of Naval Weapons, Attn: Research Division, Navy Department, Washington, D. C.
1	1	Commander, Pacific Missile Range, Attn: Technical Director, Point Mugu, Calif.
1	1	Commander, Norfolk Naval Shipyard, Attn: Metallurgical Laboratory, Portsmouth, Va.
1	1	Officer in Charge, U. S. Naval Supply Research and Development Facility, Naval Supply Center, Bayonne, N. J.
1	1	Commander, Norfolk Naval Shipyard, Attn: Chemical Laboratory, Portsmouth, Va.
1	1	Commander, U. S. Naval Shipyard, Attn: Rubber Laboratory, Mare Island, Vallejo, Calif.
1	1	Commander, U. S. Naval Shipyard, Attn: Materials and Chemical Laboratory, Boston
1	1	Chief, Bureau of Naval Weapons, Navy Department, Washington, D. C.

DISTRIBUTION LIST (Contd)

No. of Activities	Total Copies	
1	1	Commandant, 4th Naval District, Attn: CEC Naval Reserve Program Officer, Naval Base, Philadelphia
1	1	Commandant, 5th Naval District, Attn: CEC Naval Reserve Program Officer, Norfolk
1	1	Commandant, 6th Naval District, Attn: CEC Naval Reserve Program Officer, U. S. Naval Base, Charleston, S. C.
1	1	Commandant, 8th Naval District, Attn: CEC Naval Reserve Program Officer, U. S. Naval Station, New Orleans
1	1	Commandant, 9th Naval District, Attn: CEC Naval Reserve Program Officer, Building 1, Great Lakes, Ill.
1	1	Commandant, 11th Naval District, Attn: CEC Naval Reserve Program Officer, 937 N. Harbor Drive, San Diego
1	1	Commandant, 13th Naval District, Attn: CEC Naval Reserve Program Officer, Seattle
1	1	Paint Laboratory, U. S. Engineers Office, Clock Tower Building, Rock Island, Ill.
1	1	Directorate of Medical Research, Chemical Warfare Laboratory, Army Chemical Center, Md.
1	1	U. S. Army Corps of Engineers, Office of the District Engineer, St. Paul District, 1217 U. S. P. O. and Customs House, St. Paul, Minn.
1	1	U. S. Army Cold Regions Research and Engineering Laboratory, Corps of Engineers, P. O. Box 282, Hanover, N. H.
1	4	U. S. Army Material Command, Washington, D. C.
1	1	Air Force Cambridge Research Center, Hanscom Field, Bedford, Mass.
1	1	Commander, Air Research and Development Command, Attn: Library, Andrews AFB, Washington, D. C.
1	1	Directorate of Research, Air Force Weapons Laboratory, Kirtland AFB, N. M.
1	1	Arctic Aeromedical Laboratory, USAF, APO, 731, Seattle
1	1	Commanding Officer, Biological Warfare Laboratories, Fort Detrick, Frederick, Md.
1	1	Chief, Physical Research Branch, Research Division, U. S. Department of Commerce, Bureau of Public Roads, Washington, D. C.
1	1	Dr. A. L. Alexander, Code 6120, Naval Research Laboratory, Washington, D. C.
1	1	Mr. T. R. Price, Naval Research Laboratory, Washington, D. C.
1	1	Mr. T. H. Moller, Code D440C, Bureau of Yards and Docks, Department of the Navy, Washington, D. C.
1	1	Mr. G. L. Hutton, Code M-223, Bureau of Yards and Docks, Washington, D. C.
1	1	Mr. B. W. Forgeson, Naval Research Laboratory, Box B, Rodman, Canal Zone

DISTRIBUTION LIST (Contd)

No. of Activities	Total Copies	
1	1	Dr. R. H. Baechler, U. S. Forest Products Laboratory, Madison, Wis.
1	1	Mr. R. A. Jachowski, Beach Erosion Board, Corps of Engineers, Washington, D. C.
1	1	Dr. R. D. Reid, Office of Naval Research, Navy Department, Washington, D. C.
1	1	Dr. S. R. Galler, Code 446, Office of Naval Research, Washington, D. C.
1	1	Mr. J. R. Moses, Material Testing Laboratory, Code C400, District Public Works Office, 14th Naval District, Navy No. 128, FPO, San Francisco
1	1	Puget Sound Naval Shipyard, Technical Library, Code 245.1D, Bremerton, Wash.
1	1	Dr. J. B. Loefer, Coordinator for Biological Sciences, Office of Naval Research, 1030 East Green Street, Pasadena, Calif.
1	1	Dr. John De Palma, Code 3522, U. S. Naval Oceanographic Office, Washington, D. C.
1	1	Dr. E. G. Locke, Director, U. S. Forest Products Laboratory, Madison, Wis.
1	1	Mr. Nelson E. Alexander, U. S. Army Biological Laboratories, Technical Engineering Division, Fort Detrick, Frederick, Md.
1	1	Director, Bureau of Commercial Fisheries, U. S. Fish and Wildlife Service, Biology Laboratory, 734 Jackson Place, N. W., Washington, D. C.

U. S. Naval Civil Engineering Laboratory
DETERIORATION OF RUBBER AND PLASTIC INSULATION BY DEEP-
OCEAN MICROORGANISMS, by J. S. Muraoka
TR-358 26 p. illus 18 Mar 65 For Official Use Only

1. Insulation, rubber and plastic — Deterioration of I. Y-R011-01-01-042

This laboratory research study determined the relative deteriorating effects of deep-ocean microorganisms on five electrical insulating materials. The plastic and rubber materials were exposed for 21 months in (1) sea water containing microorganisms from deep-ocean sediments or (2) deep-ocean sediment. Control specimens were exposed in sterile sea water. Relative values for deterioration of the insulating materials were determined on the basis of insulation resistance and voltage breakdown tests. Other parameters of the deep-ocean environment, such as high hydrostatic pressures, low temperatures, and low dissolved oxygen were not a part of this study but will be considered in a future study.

Of the five materials, neoprene rubber was highly resistant to water absorption in the absence of microbes but was very susceptible to microbial deterioration. Polyethylene was highly resistant to microbes, but after 14 months it was very susceptible to water absorption. Silicone rubber, GR-S rubber, and polyvinyl chloride were fairly resistant to both microbes and water.

U. S. Naval Civil Engineering Laboratory
DETERIORATION OF RUBBER AND PLASTIC INSULATION BY DEEP-
OCEAN MICROORGANISMS, by J. S. Muraoka
TR-358 26 p. illus 18 Mar 65 For Official Use Only

1. Insulation, rubber and plastic — Deterioration of I. Y-R011-01-01-042

This laboratory research study determined the relative deteriorating effects of deep-ocean microorganisms on five electrical insulating materials. The plastic and rubber materials were exposed for 21 months in (1) sea water containing microorganisms from deep-ocean sediments or (2) deep-ocean sediment. Control specimens were exposed in sterile sea water. Relative values for deterioration of the insulating materials were determined on the basis of insulation resistance and voltage breakdown tests. Other parameters of the deep-ocean environment, such as high hydrostatic pressures, low temperatures, and low dissolved oxygen were not a part of this study but will be considered in a future study.

Of the five materials, neoprene rubber was highly resistant to water absorption in the absence of microbes but was very susceptible to microbial deterioration. Polyethylene was highly resistant to microbes, but after 14 months it was very susceptible to water absorption. Silicone rubber, GR-S rubber, and polyvinyl chloride were fairly resistant to both microbes and water.

U. S. Naval Civil Engineering Laboratory
DETERIORATION OF RUBBER AND PLASTIC INSULATION BY DEEP-
OCEAN MICROORGANISMS, by J. S. Muraoka
TR-358 26 p. illus 18 Mar 65 For Official Use Only

1. Insulation, rubber and plastic — Deterioration of I. Y-R011-01-01-042

This laboratory research study determined the relative deteriorating effects of deep-ocean microorganisms on five electrical insulating materials. The plastic and rubber materials were exposed for 21 months in (1) sea water containing microorganisms from deep-ocean sediments or (2) deep-ocean sediment. Control specimens were exposed in sterile sea water. Relative values for deterioration of the insulating materials were determined on the basis of insulation resistance and voltage breakdown tests. Other parameters of the deep-ocean environment, such as high hydrostatic pressures, low temperatures, and low dissolved oxygen were not a part of this study but will be considered in a future study.

Of the five materials, neoprene rubber was highly resistant to water absorption in the absence of microbes but was very susceptible to microbial deterioration. Polyethylene was highly resistant to microbes, but after 14 months it was very susceptible to water absorption. Silicone rubber, GR-S rubber, and polyvinyl chloride were fairly resistant to both microbes and water.

U. S. Naval Civil Engineering Laboratory
DETERIORATION OF RUBBER AND PLASTIC INSULATION BY DEEP-
OCEAN MICROORGANISMS, by J. S. Muraoka
TR-358 26 p. illus 18 Mar 65 For Official Use Only

1. Insulation, rubber and plastic — Deterioration of I. Y-R011-01-01-042

This laboratory research study determined the relative deteriorating effects of deep-ocean microorganisms on five electrical insulating materials. The plastic and rubber materials were exposed for 21 months in (1) sea water containing microorganisms from deep-ocean sediments or (2) deep-ocean sediment. Control specimens were exposed in sterile sea water. Relative values for deterioration of the insulating materials were determined on the basis of insulation resistance and voltage breakdown tests. Other parameters of the deep-ocean environment, such as high hydrostatic pressures, low temperatures, and low dissolved oxygen were not a part of this study but will be considered in a future study.

Of the five materials, neoprene rubber was highly resistant to water absorption in the absence of microbes but was very susceptible to microbial deterioration. Polyethylene was highly resistant to microbes, but after 14 months it was very susceptible to water absorption. Silicone rubber, GR-S rubber, and polyvinyl chloride were fairly resistant to both microbes and water.

Unclassified

Security Classification

DOCUMENT CONTROL DATA - R&D		
<i>(Security classification of title, body of abstract and indexing annotation must be entered when the overall report is classified)</i>		
1. ORIGINATING ACTIVITY (Corporate author) U. S. Naval Civil Engineering Laboratory Port Hueneme, California 93041		2a. REPORT SECURITY CLASSIFICATION Unclassified
		2b. GROUP
3. REPORT TITLE Deterioration of Rubber and Plastic Insulation by Deep-Ocean Microorganisms		
4. DESCRIPTIVE NOTES (Type of report and inclusive dates) Final Report; Work done September 1962 to October 1964		
5. AUTHOR(S) (Last name, first name, initial) J. S. Muraoka		
6. REPORT DATE 18 March 1965	7a. TOTAL NO. OF PAGES 26	7b. NO. OF REFS 12
8a. CONTRACT OR GRANT NO. a. PROJECT NO. Y-R011-01-01-042 c. d.	8b. ORIGINATOR'S REPORT NUMBER(S) TR-358	
9b. OTHER REPORT NO(S) (Any other numbers that may be assigned this report)		
10. AVAILABILITY/LIMITATION NOTICES Release to the Clearinghouse is Not Authorized. Qualified requesters may obtain copies of this report from DDC.		
11. SUPPLEMENTARY NOTES For Official Use Only	12. SPONSORING MILITARY ACTIVITY BUDOCKS	
13. ABSTRACT <p>This laboratory study determined the relative deteriorating effects of deep-ocean microorganisms on five electrical insulating materials. The plastic and rubber materials were exposed for 21 months in (1) sea water containing microorganisms from deep-ocean sediments or (2) in deep-ocean sediment. Control specimens were exposed in sterile sea water. Relative values for deterioration of the insulating materials were determined on the basis of insulation resistance and voltage breakdown tests. Other parameters of the deep-ocean environment, such as high hydrostatic pressures, low temperatures, and low dissolved oxygen were not a part of this study, but will be considered in a future study.</p> <p>Of the five materials, neoprene rubber was highly resistant to water absorption in the absence of microbes but was very susceptible to microbial deterioration. Polyethylene was highly resistant to microbes, but after 14 months it was very susceptible to water absorption. Silicone rubber, GR-S rubber, and polyvinyl chloride were fairly resistant to both microbes and water.</p>		

DD FORM 1473

1 JAN 64

0101-807-6800

Unclassified
Security Classification

14. KEY WORDS	LINK A		LINK B		LINK C	
	ROLE	WT	ROLE	WT	ROLE	WT
Deterioration	8					
Damage	8					
Rubber	9		7			
Plastics	9		7			
Electrical insulation	9,4		9,4			
Microorganisms	10		6			
Deep	0		0			
Ocean	5		5			
Sea water	5		5			
Sediments	5		5			

INSTRUCTIONS

1. ORIGINATING ACTIVITY: Enter the name and address of the contractor, subcontractor, grantee, Department of Defense activity or other organization (*corporate author*) issuing the report.

2a. REPORT SECURITY CLASSIFICATION: Enter the overall security classification of the report. Indicate whether "Restricted Data" is included. Marking is to be in accordance with appropriate security regulations.

2b. GROUP: Automatic downgrading is specified in DoD Directive 5200.10 and Armed Forces Industrial Manual. Enter the group number. Also, when applicable, show that optional markings have been used for Group 3 and Group 4 as authorized.

3. REPORT TITLE: Enter the complete report title in all capital letters. Titles in all cases should be unclassified. If a meaningful title cannot be selected without classification, show title classification in all capitals in parenthesis immediately following the title.

4. DESCRIPTIVE NOTES: If appropriate, enter the type of report, e.g., interim, progress, summary, annual, or final. Give the inclusive dates when a specific reporting period is covered.

5. AUTHOR(S): Enter the name(s) of author(s) as shown on or in the report. Enter last name, first name, middle initial. If military, show rank and branch of service. The name of the principal author is an absolute minimum requirement.

6. REPORT DATE: Enter the date of the report as day, month, year; or month, year. If more than one date appears on the report, use date of publication.

7a. TOTAL NUMBER OF PAGES: The total page count should follow normal pagination procedures, i.e., enter the number of pages containing information.

7b. NUMBER OF REFERENCES: Enter the total number of references cited in the report.

8a. CONTRACT OR GRANT NUMBER: If appropriate, enter the applicable number of the contract or grant under which the report was written.

8b, 8c, & 8d. PROJECT NUMBER: Enter the appropriate military department identification, such as project number, subproject number, system numbers, task number, etc.

9a. ORIGINATOR'S REPORT NUMBER(S): Enter the official report number by which the document will be identified and controlled by the originating activity. This number must be unique to this report.

9b. OTHER REPORT NUMBER(S): If the report has been assigned any other report numbers (*either by the originator or by the sponsor*), also enter this number(s).

10. AVAILABILITY/LIMITATION NOTICES: Enter any limitations on further dissemination of the report, other than those

imposed by security classification, using standard statements such as:

- (1) "Qualified requesters may obtain copies of this report from DDC."
- (2) "Foreign announcement and dissemination of this report by DDC is not authorized."
- (3) "U. S. Government agencies may obtain copies of this report directly from DDC. Other qualified DDC users shall request through _____."
- (4) "U. S. military agencies may obtain copies of this report directly from DDC. Other qualified users shall request through _____."
- (5) "All distribution of this report is controlled. Qualified DDC users shall request through _____."

If the report has been furnished to the Office of Technical Services, Department of Commerce, for sale to the public, indicate this fact and enter the price, if known.

11. SUPPLEMENTARY NOTE: Use for additional explanatory notes.

12. SPONSORING MILITARY ACTIVITY: Enter the name of the departmental project office or laboratory sponsoring (paying for) the research and development. Include address.

13. ABSTRACT: Enter an abstract giving a brief and factual summary of the document indicative of the report, even though it may also appear elsewhere in the body of the technical report. If additional space is required, a continuation sheet shall be attached.

It is highly desirable that the abstract of classified reports be unclassified. Each paragraph of the abstract shall end with an indication of the military security classification of the information in the paragraph, represented as (TS), (S), (C), or (U).

There is no limitation on the length of the abstract. However, the suggested length is from 150 to 225 words.

14. KEY WORDS: Key words are technically meaningful terms or short phrases that characterize a report and may be used as index entries for cataloging the report. Key words must be selected so that no security classification is required. Identifiers, such as equipment model designation, trade name, military project code name, geographic location, may be used as key words but will be followed by an indication of technical context. The assignment of links, roles, and weights is optional.