

UNCLASSIFIED

AD NUMBER

AD469918

LIMITATION CHANGES

TO:

Approved for public release; distribution is unlimited.

FROM:

Distribution authorized to U.S. Gov't. agencies and their contractors;
Administrative/Operational Use; 12 AUG 2009.
Other requests shall be referred to Army Research Laboratory, Attn: ARL-APG Security Office, RDRL-LOA-I, Aberdeen Proving Ground, MD 21005.

AUTHORITY

BRL ltr, 26 May 1966

THIS PAGE IS UNCLASSIFIED

SECURITY

MARKING

The classified or limited status of this report applies to each page, unless otherwise marked.

Separate page printouts **MUST** be marked accordingly.

THIS DOCUMENT CONTAINS INFORMATION AFFECTING THE NATIONAL DEFENSE OF THE UNITED STATES WITHIN THE MEANING OF THE ESPIONAGE LAWS, TITLE 18, U.S.C., SECTIONS 793 AND 794. THE TRANSMISSION OR THE REVELATION OF ITS CONTENTS IN ANY MANNER TO AN UNAUTHORIZED PERSON IS PROHIBITED BY LAW.

NOTICE: When government or other drawings, specifications or other data are used for any purpose other than in connection with a definitely related government procurement operation, the U. S. Government thereby incurs no responsibility, nor any obligation whatsoever; and the fact that the Government may have formulated, furnished, or in any way supplied the said drawings, specifications, or other data is not to be regarded by implication or otherwise as in any manner licensing the holder or any other person or corporation, or conveying any rights or permission to manufacture, use or sell any patented invention that may in any way be related thereto.

**MISSING PAGE
NUMBERS ARE BLANK
AND WERE NOT
FILMED**

LOGGED BY: DDC

AD NO. 469918

BRL MR 1652

BRL

AD

BRL MR 1652

MEMORANDUM REPORT
NO. 1652

HYPERVELOCITY IMPACT: DEPENDENCE OF
CRATER DIMENSIONS ON IMPACT VELOCITY

By John H. Klineke, Jr.

MAY 1965

DDC
RECEIVED
SEP 21 1965
DCC-BA E

U. S. ARMY MATERIEL COMMAND
BALLISTIC RESEARCH LABORATORIES
ABERDEEN PROVING GROUND, MARYLAND

BALLISTIC RESEARCH LABORATORIES

MEMORANDUM REPORT NO. 1652

MAY 1965

HYPERVELOCITY IMPACT:
DEPENDENCE OF CRATER DIMENSIONS ON IMPACT VELOCITY

John H. Kineke, Jr.

Terminal Ballistics Laboratory

This work was partially supported by ARPA, under
ARPA Order No. 71.

RDT & E Project No. 1P014501A33E

ABERDEEN PROVING GROUND, MARYLAND

BALLISTIC RESEARCH LABORATORIES

MEMORANDUM REPORT NO. 1652

JHKineke/cr
Aberdeen Proving Ground, Md
May 1965

HYPERVELOCITY IMPACT:
DEPENDENCE OF CRATER DIMENSIONS ON IMPACT VELOCITY

ABSTRACT

Craters in copper and lead, produced by hypervelocity impact, have been measured and the dimensions correlated with impact velocity. The results indicate that craters scale with about the 1.7 power of velocity, in agreement with computer physics results based upon hydrodynamic calculations.

TABLE OF CONTENTS

	Page
ABSTRACT	3
INTRODUCTION	7
EXPERIMENTAL OBSERVATIONS	8
RESULTS	13
CONCLUSION	14
REFERENCES	15
DISTRIBUTION LIST	17

INTRODUCTION

Numerous empirical correlations of crater dimensions with projectile impact velocity have been presented by various investigators. In general, these correlations can be classified in either of the following two groups:

1. Crater linear dimensions varied with the one-third power of the projectile velocity and crater volume with the first power of velocity, leading to a statement that craters scaled with the projectile momentum.

2. Crater linear dimensions varied with the two-thirds power of the projectile velocity and crater volume with the square of the velocity, leading to a statement that craters scaled with projectile energy.

Actually, it has long been recognized that both points of view represent oversimplifications and are useful only for purposes of interpolation and modest extrapolation. It was at first assumed that the dependence of crater dimensions on impact velocity could not be arrived at without a complete treatment of the crater formation process, including the later, strength-dependent portion. This supposition is too restrictive, however. Certainly, the size of a given crater cannot be computed by considering only the hydrodynamic portion of the process, without treating strength effects. Yet, certain trends can be discerned just from performing computations in the regime where no doubt exists as to the validity of the hydrodynamic assumption. These considerations led Walsh and co-workers^{1*} to advance the concept of late-stage hydrodynamic equivalence. Simply stated, the gross features, such as size and shape of the final craters from two different impacts will be the same if the gross transient features of the impacts are the same at a time sufficiently short after impact so that pressures in the target are large compared to the strength of the material. That is, if the hydrodynamic solutions of the flows resulting from the impacts are essentially the

*Superscript numbers denote references found on page 15.

same at late times within the hydrodynamic phase, then the untreated post-hydrodynamic phases of the interactions will be the same. This leads to a scaling of craters dependent only upon the mass and velocity of the projectiles which produced them, expressly stated by the relation:

$$m_1 v_1^{3\alpha} = m_2 v_2^{3\alpha}.$$

Based upon consideration of momentum and density distributions in the target Walsh and co-workers have computed 3α to be 1.74 ± 0.06 , from both particle-in-cell and continuous Eulerian formulations of two-dimensional axisymmetric problems.

Observations of final crater dimensions over a substantial range of projectile velocity can be used to determine 3α experimentally. This report describes this determination, summarizing terminal crater observations made at the BRL in copper and lead.

EXPERIMENTAL OBSERVATIONS

Chunky projectiles of steel, aluminum, and titanium, were accelerated from several types of explosive devices described elsewhere. These include the BRL Air-Cavity Charge², the BRL Inhibited-Jet Charge³, and the BRL Micro-Particle Accelerator⁴. The projectiles struck essentially semi-infinite targets of lead and copper at velocities up to 12 km/sec., at normal incidence.

Measurements of crater dimensions with respect to the level of the undisturbed surface were made. Crater diameters, normalized by dividing by the one-third power of projectile mass, and crater volumes, normalized by dividing by projectile mass, are plotted versus projectile velocity in Figures 1-4.

These data were then fitted to functions of the form:

$$y = a + b v_p^c$$

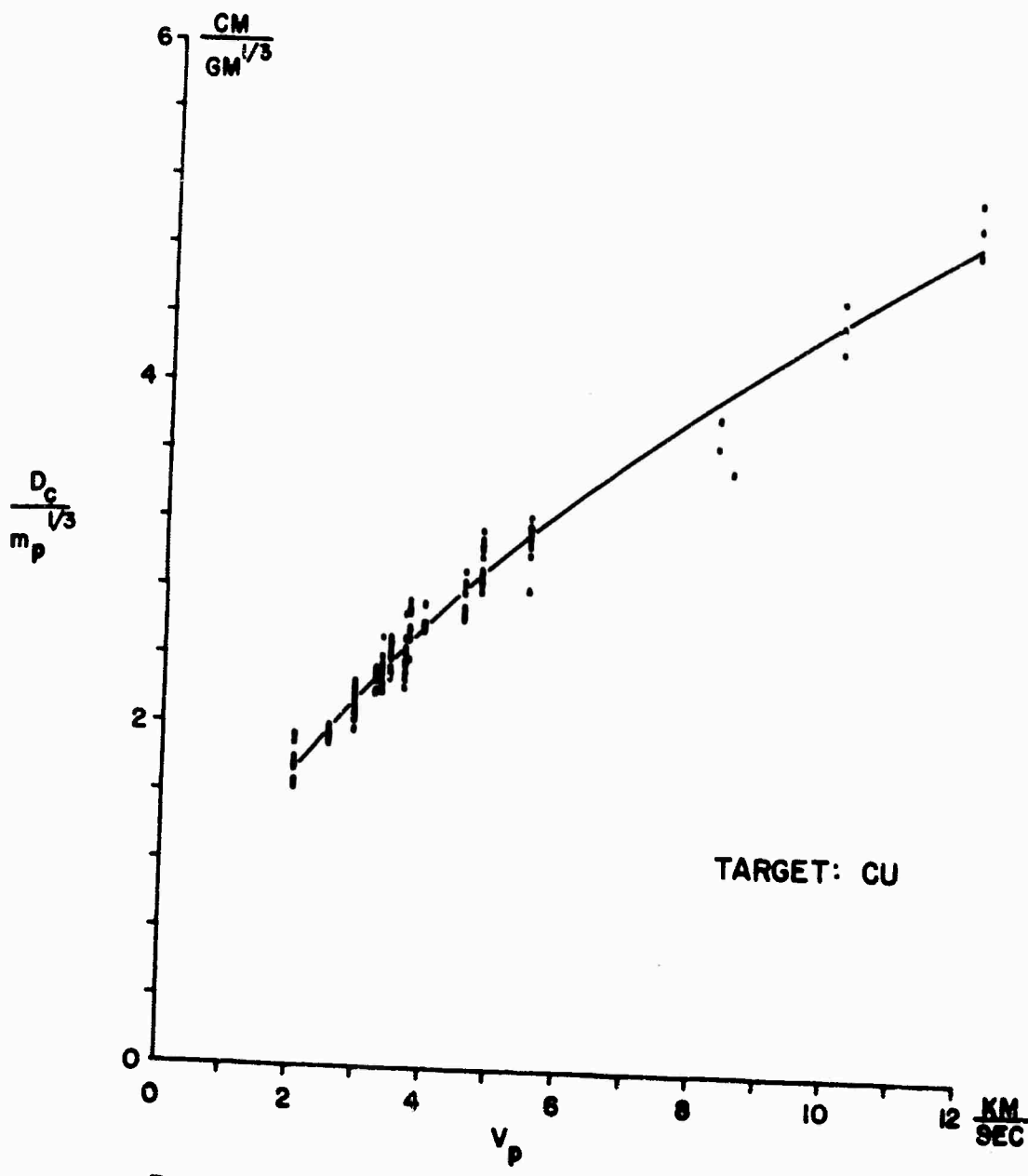


FIGURE 1 Normalized crater diameter data for normal impacts in copper targets, as a function of impact velocity. The line drawn through the data corresponds to the 0.55 power of the impact velocity.

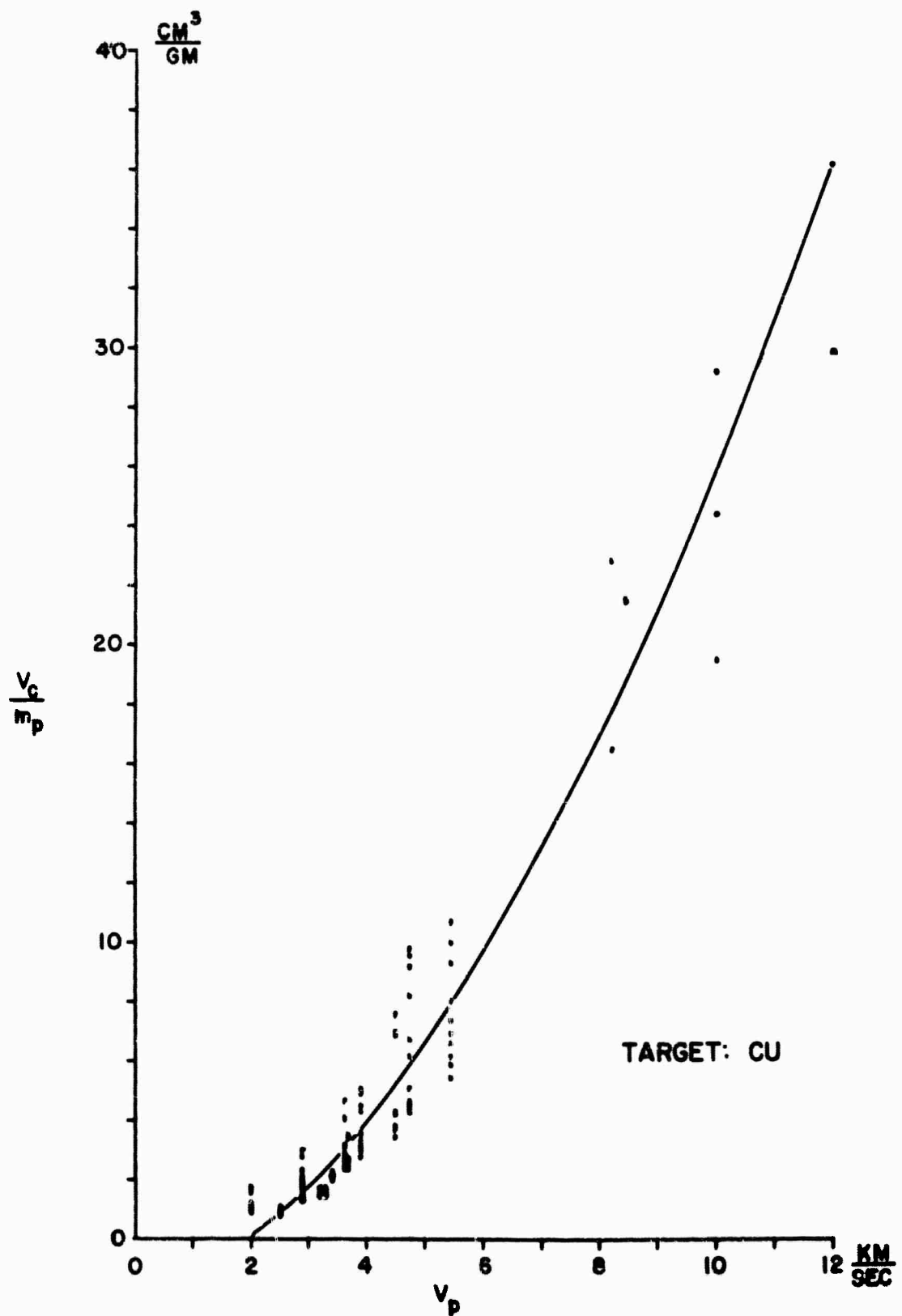


FIGURE 2 Normalized crater volume data for normal impacts in copper targets, as a function of impact velocity. The line drawn through the data corresponds to the 1.77 power of the impact velocity.

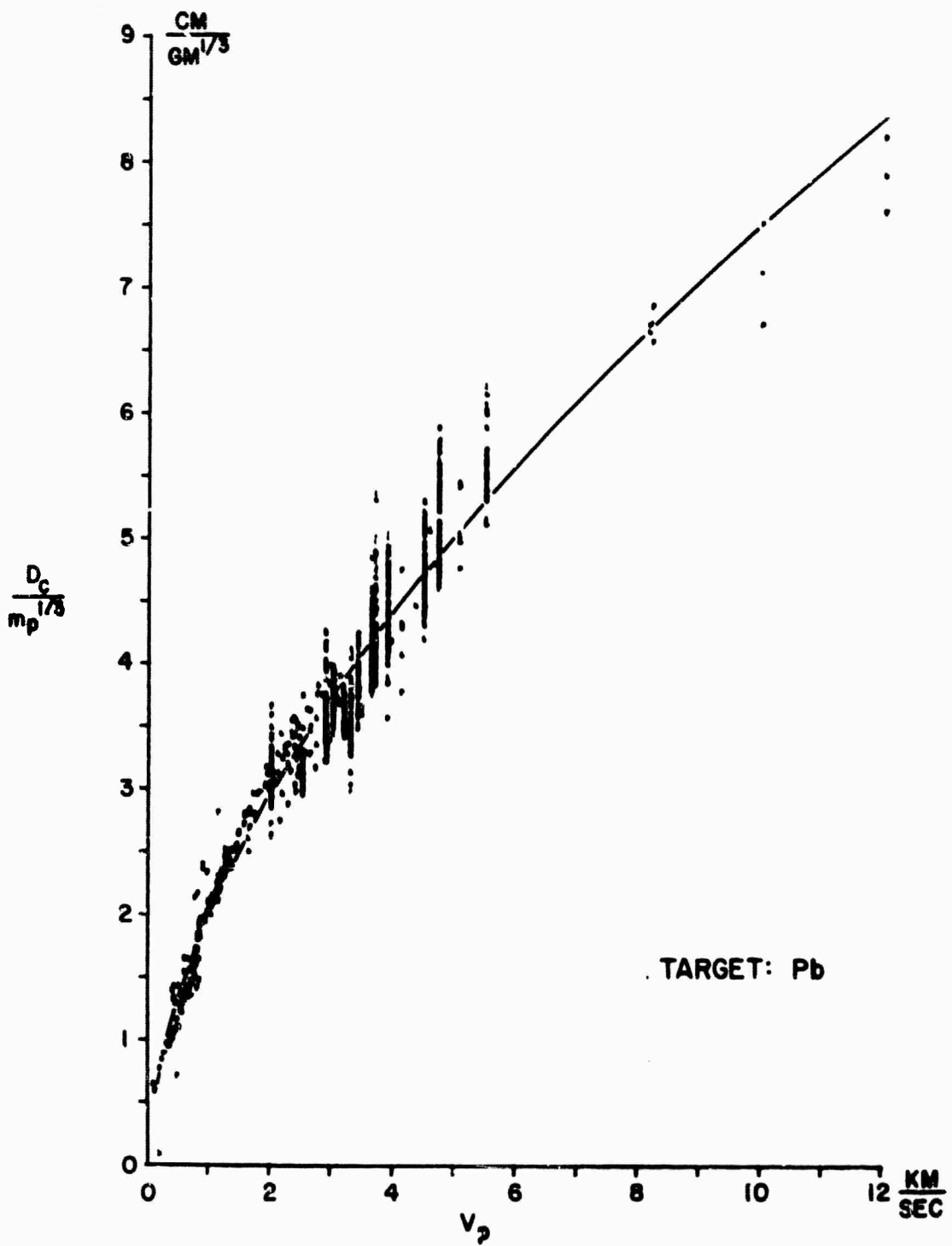


FIGURE 3 Normalized crater diameter data for normal impacts in lead targets, as a function of impact velocity. The line drawn through the data corresponds to the 0.58 power of the impact velocity.

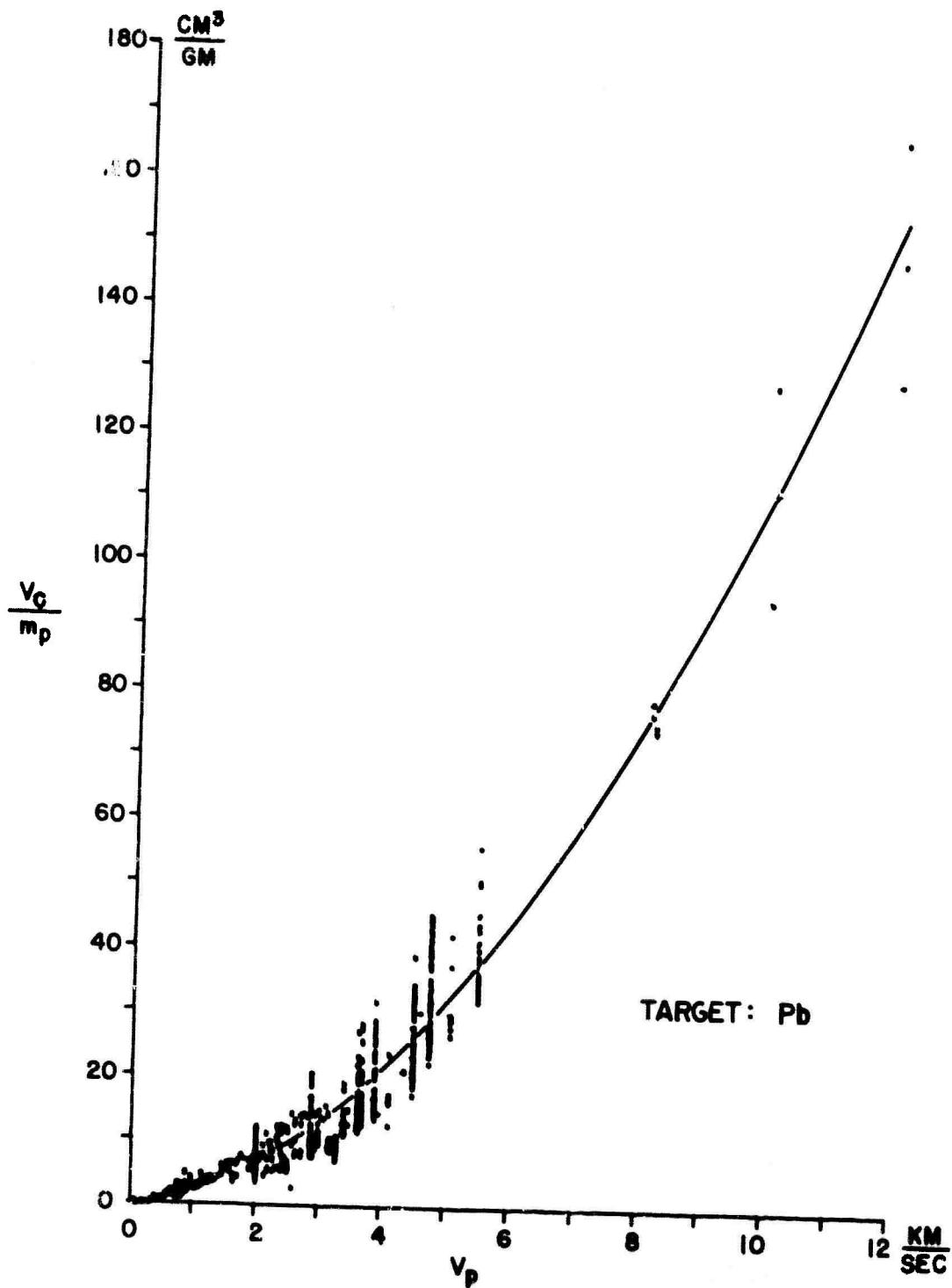


FIGURE 4 Normalized crater volume data for normal impacts in lead targets, as a function of impact velocity. The line drawn through the data corresponds to the 1.79 power of the impact velocity.

by applying a differential correction technique⁵ to the parameters a, b, and c. Thus, in order to determine the differential corrections da, db, and dc, a least square fit was performed on the function

$$dy = da + v_p^c db + b v_p^c \ln v_p dc$$

The differential corrections so determined were then applied to the original estimates of a, b, and c and the process repeated as many times as necessary for convergence to take place. Usually, the parameters converged, to five significant figures, in five iterations.

In performing the fitting operations, velocities have been expressed in kilometers/second, masses in gram, diameters in centimeters and volumes in cubic centimeters.

RESULTS

The results of the analysis described above are summarized in Table I. For copper targets, data from impacts at velocities between 2 and 12 km/sec have been used. For lead targets data between 0.05 and 12 km/sec have been used.

TABLE I

		a	σ_a	b	σ_b	c	σ_c	σ_r
Cu	$\frac{D_c}{m_p^{1/3}}$	-0.165	0.311	1.297	0.247	0.547	0.055	0.118
	$\frac{V_c}{m_p}$	-1.434	0.505	0.464	0.106	1.767	0.091	1.532
Pb	$\frac{D_c}{m_p^{1/3}}$	-0.009	0.105	1.990	0.098	0.580	0.018	0.279
	$\frac{V_c}{m_p}$	-0.238	0.376	1.796	0.097	1.791	0.025	4.544

These fits are plotted in Figures 1-4.

For the diameter fits, c represents a determination of α , and for the volume fits, a determination of 3α . Standard deviations are shown for all parameters, together with the standard deviation of the residuals. The intercept a , in every case, is not sufficiently far from the origin to be significant.

CONCLUSION

The experimental values of α (0.547 ± 0.055 and 0.580 ± 0.018) and 3α (1.767 ± 0.091 and 1.791 ± 0.025) agree quite well with the computer physics results of 0.58 ± 0.02 and 1.74 ± 0.06 . Thus, it can be concluded that the terminal crater data do not contradict the hypothesis that $\alpha = \pm 0.58$ and $3\alpha = \pm 1.74$.

ACKNOWLEDGEMENTS

The author wishes to thank Mr. Lee S. Holloway and Mr. E. T. Roecker, both of the Terminal Ballistics Laboratory, BRL; the former for performing the impact experiments, and the latter for providing the computer program used in this investigation.

JOHN H. KINEKE, JR.

REFERENCES

1. Walsh, J. M., Johnson, W. E., Dienes, J. K., Tillotson, J. H., and Yates, D. R. Summary Report on the Theory of Hypervelocity Impact. General Atomics Division of General Dynamics Report, GA-5119, 31 March 1964.
2. Kineke, John H., Jr., and Holloway, Lee S. Macro-Pellet Acceleration with an Air Cavity High Explosive Charge for Impact Studies. BRL MR 1264, April 1960.
3. Merendino, A., Regan, J. M., and Kronman, S. A Method of Obtaining a Massive Hypervelocity Pellet From a Shaped Charge Jet. BRL MR 1508, August 1963.
4. Richards, L. G., and Holloway, L. S. Study of Hypervelocity Micro-Particle Catering. BRL MR 1286, June 1960.
5. Scarborough, J. B. Numerical Mathematical Analysis. Johns Hopkins Press, Baltimore, Maryland, 1950, pp 463-465.

DOCUMENT CONTROL DATA - R&D

(Security classification of title, body of abstract and indexing annotation must be entered when the overall report is classified)

1 ORIGINATING ACTIVITY (Corporate author)

Ballistic Research Laboratories
Aberdeen Proving Ground, Maryland

2a REPORT SECURITY CLASSIFICATION

Unclassified

2b GROUP

3 REPORT TITLE

HYPERVELOCITY IMPACT: DEPENDENCE OF CRATER DIMENSIONS ON IMPACT VELOCITY

4 DESCRIPTIVE NOTES (Type of report and inclusive dates)

5 AUTHOR(S) (Last name, first name, initial)

Kineke, John H., Jr.

6. REPORT DATE

May 1965

7a. TOTAL NO. OF PAGES

19

7b. NO. OF REFS

5

8a. CONTRACT OR GRANT NO.

b. PROJECT NO. 1P014501A33E

c.

d.

9a. ORIGINATOR'S REPORT NUMBER(S)

Memorandum Report No. 1652

9b. OTHER REPORT NO(S) (Any other numbers that may be assigned this report)

10. AVAILABILITY/LIMITATION NOTICES

Qualified requesters may obtain copies of this report from DDC.

11. SUPPLEMENTARY NOTES

12. SPONSORING MILITARY ACTIVITY

This work was partially supported by
Advanced Research Projects Agency, under
ARPA Order No. 71

13 ABSTRACT

Craters in copper and lead, produced by hypervelocity impact, have been measured and the dimensions correlated with impact velocity. The results indicate that craters scale with about the 1.7 power of velocity, in agreement with computer physics results based upon hydrodynamic calculations.

KEY WORDS	LINK A		LINK B		LINK C	
	ROLE	WT	ROLE	WT	ROLE	WT
Hypervelocity Impact Crater Formation (Lead) Crater Formation (Copper)						

INSTRUCTIONS

1. **ORIGINATING ACTIVITY:** Enter the name and address of the contractor, subcontractor, grantee, Department of Defense activity or other organization (*corporate author*) issuing the report.

2a. **REPORT SECURITY CLASSIFICATION:** Enter the overall security classification of the report. Indicate whether "Restricted Data" is included. Marking is to be in accordance with appropriate security regulations.

2b. **GROUP:** Automatic downgrading is specified in DoD Directive 5200.10 and Armed Forces Industrial Manual. Enter the group number. Also, when applicable, show that optional markings have been used for Group 3 and Group 4 as authorized.

3. **REPORT TITLE:** Enter the complete report title in all capital letters. Titles in all cases should be unclassified. If a meaningful title cannot be selected without classification, show title classification in all capitals in parenthesis immediately following the title.

4. **DESCRIPTIVE NOTES:** If appropriate, enter the type of report, e.g., interim, progress, summary, annual, or final. Give the inclusive dates when a specific reporting period is covered.

5. **AUTHOR(S):** Enter the name(s) of author(s) as shown on or in the report. Enter last name, first name, middle initial. If military, show rank and branch of service. The name of the principal author is an absolute minimum requirement.

6. **REPORT DATE:** Enter the date of the report as day, month, year; or month, year. If more than one date appears on the report, use date of publication.

7a. **TOTAL NUMBER OF PAGES:** The total page count should follow normal pagination procedures, i.e., enter the number of pages containing information.

7b. **NUMBER OF REFERENCES:** Enter the total number of references cited in the report.

8a. **CONTRACT OR GRANT NUMBER:** If appropriate, enter the applicable number of the contract or grant under which the report was written.

8b, 8c, & 8d. **PROJECT NUMBER:** Enter the appropriate military department identification, such as project number, subproject number, system numbers, task number, etc.

9a. **ORIGINATOR'S REPORT NUMBER(S):** Enter the official report number by which the document will be identified and controlled by the originating activity. This number must be unique to this report.

OTHER REPORT NUMBER(S): If the report has been assigned any other report numbers (*either by the originator or by the sponsor*), also enter this number(s).

10. **AVAILABILITY/LIMITATION NOTICES:** Enter any limitations on further dissemination of the report, other than those imposed by security classification, using standard statements such as:

- (1) "Qualified requesters may obtain copies of this report from DDC."
- (2) "Foreign announcement and dissemination of this report by DDC is not authorized."
- (3) "U. S. Government agencies may obtain copies of this report directly from DDC. Other qualified DDC users shall request through _____."
- (4) "U. S. military agencies may obtain copies of this report directly from DDC. Other qualified users shall request through _____."
- (5) "All distribution of this report is controlled. Qualified DDC users shall request through _____."

If the report has been furnished to the Office of Technical Services, Department of Commerce, for sale to the public, indicate this fact and enter the price, if known.

11. **SUPPLEMENTARY NOTES:** Use for additional explanatory notes.

12. **SPONSORING MILITARY ACTIVITY:** Enter the name of the departmental project office or laboratory sponsoring (paying for) the research and development. Include address.

13. **ABSTRACT:** Enter an abstract giving a brief and factual summary of the document indicative of the report, even though it may also appear elsewhere in the body of the technical report. If additional space is required, a continuation sheet shall be attached.

It is highly desirable that the abstract of classified reports be unclassified. Each paragraph of the abstract shall end with an indication of the military security classification of the information in the paragraph, represented as (TS), (S), (C), or (U).

There is no limitation on the length of the abstract. However, the suggested length is from 150 to 225 words.

14. **KEY WORDS:** Key words are technically meaningful terms or short phrases that characterize a report and may be used as index entries for cataloging the report. Key words must be selected so that no security classification is required. Identifiers, such as equipment model designation, trade name, military project code name, geographic location, may be used as key words but will be followed by an indication of technical context. The assignment of links, rules, and weights is optional.