

AMRL-TR-68-27


AD/675 177

3/1/68

IDENTIFICATION OF VOLATILE CONTAMINANTS OF SPACE CABIN MATERIALS

J. V. PUSTINGER, JR.

F. N. HODGSON



JULY 1968

STINFO COPY

This document has been approved for public
release and sale; its distribution is unlimited.

20060711081

AEROSPACE MEDICAL RESEARCH LABORATORIES
AEROSPACE MEDICAL DIVISION
AIR FORCE SYSTEMS COMMAND
WRIGHT-PATTERSON AIR FORCE BASE, OHIO

NOTICES

When US Government drawings, specifications, or other data are used for any purpose other than a definitely related Government procurement operation, the Government thereby incurs no responsibility nor any obligation whatsoever, and the fact that the Government may have formulated, furnished, or in any way supplied the said drawings, specifications, or other data, is not to be regarded by implication or otherwise, as in any manner licensing the holder or any other person or corporation, or conveying any rights or permission to manufacture, use, or sell any patented invention that may in any way be related thereto.

Federal Government agencies and their contractors registered with Defense Documentation Center (DDC) should direct requests for copies of this report to:

DDC
Cameron Station
Alexandria, Virginia 22314

Non-DDC users may purchase copies of this report from:

Chief, Storage and Dissemination Section
Clearinghouse for Federal Scientific & Technical Information (CFSTI)
Sills Building
5285 Port Royal Road
Springfield, Virginia 22151

Organizations and individuals receiving reports via the Aerospace Medical Research Laboratories' automatic mailing lists should submit the addressograph plate stamp on the report envelope or refer to the code number when corresponding about change of address or cancellation.

Do not return this copy. Retain or destroy.

AMRL-TR-68-27

**IDENTIFICATION OF VOLATILE
CONTAMINANTS OF SPACE
CABIN MATERIALS**

J. V. PUSTINGER, JR.

F. N. HODGSON

This document has been approved for public
release and sale; its distribution is unlimited.

FOREWORD

The study was conducted at the Dayton Laboratory of the Monsanto Research Corporation, Dayton, Ohio, under Contract No. F33615-67-C-1357. The principal investigator was Mr. F. Neil Hodgson for the Monsanto Research Corporation. The study was started in January 1967 and was completed in February 1968. The entire study was under the project leadership of Mr. John V. Pustinger, Jr., of Monsanto Research Corporation.

This research was initiated by the Chemical Hazards Branch, Toxic Hazards Division, Biomedical Laboratory in support of Project 6302, "Toxic Hazards of Propellants and Materials," Task 630204, "Environmental Pollution." Mr. Solomon Brokeshoulder and Dr. Gerd A. Kleineberg of the Chemical Hazards Branch were contract monitors for the Aerospace Medical Research Laboratories.

The authors acknowledge the invaluable assistance of Mr. Bruce E. Boggs, Mr. Donald Q. Douglas, and Mr. John E. Strobel; all of Monsanto Research Corporation:

This technical report has been reviewed and is approved.

WAYNE H. McCANDLESS
Technical Director
Biomedical Laboratory
Aerospace Medical Research Laboratories

ABSTRACT

Fifty-three candidate materials for space cabin construction were tested to establish volatile gas-off and oxidation products. Testing was accomplished by two methods:

- (a) preliminary screening by thermogravimetric analysis to determine weight loss during 24 hours at 25°C to 68°C in a nitrogen atmosphere at 5 psia.
- (b) storage tests at 68°C for 72 hours and at 25°C for 30 and 60 days in oxygen at 5 psia, followed by analyses of the chamber gases.

The preliminary screening by measuring weight loss was to determine those materials which exhibit weight losses between 0.001% and 1.0%, exclusive of water. Materials falling within this range were studied further in storage tests to determine the nature of the individual components evolved from the candidate material. Those materials falling outside this range were conditionally excluded from further tests. Weight loss data, thermogravimetric curves, gas chromatograms of volatile contaminants, and the nature and quantities of individual components evolved from the candidate materials are reported.

In addition to the gas-off experiments, gas chromatographic and mass spectrometric analyses were performed on 7 samples of atmospheres from bio-environmental systems.

TABLE OF CONTENTS

<u>Section</u>		<u>Page</u>
I	INTRODUCTION	1
II	GAS-OFF EXPERIMENTS	3
	A. Experimental Method	3
	1. Types of Candidate Materials and Sample Preparation	3
	2. Preparation of Chamber Atmospheres	5
	3. Analytical Methods	5
	B. Results and Discussion	10
III	BIO-ENVIRONMENTAL AND SPECIAL ANALYSES	17
IV	CONCLUSIONS AND RECOMMENDATIONS	18
	APPENDIX I	19
	Thermogravimetric Patterns of Candidate Space Cabin Materials	
	APPENDIX II	75
	Analytical Results for Gas-Off Experiments	
	APPENDIX III	116
	Representative Gas Chromatograms for Gas-Off Experiments	
	APPENDIX IV	158
	Analyses of Bio-environmental Atmospheres and Special Analyses	

LIST OF FIGURES

<u>Figure</u>		<u>Page</u>
1	Schematic of Thermogravimetric Screening Apparatus.	6
2	Cahn Electrobalance in TGA System.	7
3	Complete TGA System.	8
4	TGA Curve of Schjedahl (Mylar) X850 (DAC 001).	22
5	TGA Curve of FM 238 Nitrile/Phenolic (DAC 002).	23
6	TGA Curve of RTV 731 Silicone (DAC 003).	24
7	TGA Curve of Saran Wrap Type 18 (DAC 005).	25
8	TGA Curve of Aclar Type 33-C (DAC 006).	26
9	TGA Curve of Shonka A-150 Polyolefin/Polyamide (DAC 007).	27
10	TGA Curve of Spandex Lycra Polyurethane (DAC 008).	28
11	TGA Curve of PR 1535 Polyurethane (DAC 011).	29
12	TGA Curve of RTV 615 (DAC 012).	30
13	TGA Curve of Stycast 2651/Catalyst II (Epoxy) (DAC 013).	31
14	TGA Curve of Hathone HA 7236 (DAC 014).	32
15	TGA Curve of Butyl Rubber 00996-33L (DAC 017).	33
16	TGA Curve of Polyurethane 00996-39B (DAC 018).	34
17	TGA Curve of Silicone 19513-10f (DAC 019).	35
18	TGA Curve of Boltaron ABS Polymer (DAC 020).	36
19	TGA Curve of Epoxy 760A (DAC 021).	37
20	TGA Curve of Merlon 1000 Polycarbonate (DAC 022).	38
21	TGA Curve of Silicone, Type A #428/132 (AF 023).	40
22	TGA Curve of Bondmaster E611 (Modified Epoxy) (AF 053).	41

List of Figures - Cont'd

<u>Figure</u>		<u>Page</u>
23	TGA Curve of Epoxy-Polyamide, V-9 Silver Epon 815 (AF 054).	41
24	TGA Curve of Silicone EMS 323 (AF 063).	42
25	TGA Curve of Viton A EMS 338 (Fluoro Elastomer) (AF 064)	43
26	TGA Curve of Silicone Rubber EMS 342 (AF 065).	44
27	TGA Curve of Silicone Rubber EMS 345 (AF 066).	45
28	TGA Curve of Hapalon Rubber EMS 355 (AF 068).	46
29	TGA Curve of Urethane EMS 366 (AF 071).	47
30	TGA Curve of Polyester (Dacron) Silicone (AF 073).	48
31	TGA Curve of Epoxy Primer M-602 (AF 203).	49
32	TGA Curve of Irradiated Polyolefin, Thermofit RNF, CRN (AF 209).	50
33	TGA Curve of Mylar Polyester (AF 251).	51
34	TGA Curve of Irradiated Polyolefin, Thermofit RNF (AF 266).	52
35	TGA Curve of Eccobond 70C Adhesive (AF 302).	53
36	TGA Curve of Thermoplastic Coating, 1169 A/B Coating (AF 325).	54
37	TGA Curve of Stycast 1090 CAT-1 (AF 402).	55
38	TGA Curve of Stycast 2651-50 CAF1 (AF 403).	56
39	TGA Curve of Silicone RTV 521 (AF 406).	57
40	TGA Curve of Adiprene L-100 MCC Adhesive (AF 421).	58
41	TGA Curve of Silicone RTV 502 Rubber (AF 451).	59
42	TGA Curve of Silicone Q30079 (AF 454).	60

List of Figures - Cont'd

<u>Figure</u>		<u>Page</u>
43	TGA Curve of Silicone RTV 503 (AF 459).	61
44	TGA Curve of Tape, Stycast 2651-CAT 9 (AF 495).	62
45	TGA Curve of Oil, Aero Shell #7 (AF 505).	63
46	TGA Curve of Paint, Lacquer Stik White (AF 515).	64
47	TGA Curve of Conductive Paint (AF 522).	65
48	TGA Curve of Resin Emerlon 310 (AF 527).	66
49	TGA Curve of Varnish E44 (AF 528).	67
50	TGA Curve of Polyurethane PC-18 (AF 533).	68
51	TGA Curve of Ink F-150 (AF 536).	69
52	TGA Curve of Ink #41 Black (AF 537).	70
53	TGA Curve of Ink Red Marking VF-200 (AF 540).	71
54	TGA Curve of Nylon Cord Style 18 (AF 551).	72
55	TGA Curve of Nylon Cord Style 21 (AF 552).	73
56	TGA Curve of Lastic 60,000 RF1 (AF 561).	74
57	Gas Chromatogram of Gas-Off Products from Nitrile/Phenolic, FM 238 (DAC 002).	119
58	Gas Chromatogram of Gas-Off Products from Aclar, Type 33-C (DAC 006).	120
59	Gas Chromatogram of Gas-Off Products from Polyolefin/Polyamide, Shonka A-150 (DAC 007).	121
60	Gas Chromatogram of Gas-Off Products from Foam, Hathone HA 7236 (DAC 014).	122
61	Gas Chromatogram of Gas-Off Products from Butyl Rubber, 00996-33L (DAC 017).	123
62	Gas Chromatogram of Gas-Off Products from Polyurethane, 00996-39B (DAC 018).	124

List of Figures - Cont'd

<u>Figure</u>		<u>Page</u>
63	Gas Chromatogram of Gas-Off Products from Silicone, 19513-10f (DAC 019).	125
64	Gas Chromatogram of Gas-Off Products from ABS Polymer, Boltaron (DAC 020).	126
65	Gas Chromatogram of Gas-Off Products from Epoxy, 760A (DAC 021).	127
66	Gas Chromatogram of Gas-Off Products from Silicone, Type A #428/132 (AF 023).	128
67	Gas Chromatogram of Gas-Off Products from Epoxy, Bondmaster E611 (AF 053).	129
68	Gas Chromatogram of Gas-Off Products from Epoxy/Polyamide, V-9 Silver Epon 815 (AF 054).	130
69	Gas Chromatogram of Gas-Off Products from Black Silicone, EMS-323 (AF 063).	131
70	Gas Chromatogram of Gas-Off Products from Silicone, 342 Rubber (AF 065).	132
71	Gas Chromatogram of Gas-Off Products from Silicone, EMS 345 Rubber (AF 066).	133
72	Gas Chromatogram of Gas-Off Products from Rubber, EMS 355 (AF 068).	134
73	Gas Chromatogram of Gas-Off Products from EMS 366 Urethane (AF 071).	135
74	Gas Chromatogram of Gas-Off Products from Silicone, Dacron (AF 073).	136
75	Gas Chromatogram of Gas-Off Products from Epoxy Primer M-602 (AF 203).	137
76	Gas Chromatogram of Gas-Off Products from Thermofit RNF, CRN (AF 209).	138
77	Gas Chromatogram of Gas-Off Products from Polyester, Mylar Film (AF 251).	139

List of Figures - Cont'd

<u>Figure</u>		<u>Page</u>
78	Gas Chromatogram of Gas-Off Products from Tubing, Thermofit RNF (AF 266).	140
79	Gas Chromatogram of Gas-Off Products from Adhesive, Eccobond 70C (AF 302).	141
80	Gas Chromatogram of Gas-Off Products from Stycast, 1090 CAT-1. (AF 402).	142
81	Gas Chromatogram of Gas-Off Products from Stycast, 2651-50 CAF1 (AF 403).	143
82	Gas Chromatogram of Gas-Off Products from Silicone, RTV 521 (AF 406).	144
83	Gas Chromatogram of Gas-Off Products from Adhesive, Adiprene L-100 MCC (AF 421).	145
84	Gas Chromatogram of Gas-Off Products from Silicone RTV 502 Rubber (AF 451).	146
85	Gas Chromatogram of Gas-Off Products from Silicone Foam, Q30079 (AF 454).	147
86	Gas Chromatogram of Gas-Off Products from Silicone Foam, RTV 503 (AF 459).	148
87	Gas Chromatogram of Gas-Off Products from Tape, Stycast 2651-CAT 9 (AF 495).	149
88	Gas Chromatogram of Gas-Off Products from Oil, Aero Shell #7 (AF 505).	150
89	Gas Chromatogram of Gas-Off Products from Paint, Lacquer Stik White (AF 515).	151
90	Gas Chromatogram of Gas-Off Products from Paint, Conductive (AF 522).	152
91	Gas Chromatogram of Gas-Off Products from Resin, Emerlon 310 (AF 527).	153
92	Gas Chromatogram of Gas-Off Products from Varnish, E44 (AF 528).	154

List of Figures - Cont'd

<u>Figure</u>		<u>Page</u>
93	Gas Chromatogram of Gas-Off Products from Coating, Polyurethane PC-18 (AF 533).	155
94	Gas Chromatogram of Gas-Off Products from Cord, Style 18 Nylon (AF 551).	156
95	Gas Chromatogram of Gas-Off Products from Cord, Style 21 Nylon (AF 552).	157

LIST OF TABLES

<u>Table</u>		<u>Page</u>
I	Space Cabin Test Materials	4
II	Types of Compounds Detected	11
III	Candidate Materials Exhibiting No Gas-Off Products	13
IV	Candidate Materials Conditionally Withdrawn from Further Testing	14
V	Total Weight Loss as Determined by Thermo-gravimetric Analysis of Candidate Materials	21
VI	Gas-Off Products from Nitrile/Phenolic, FM 238	77
VII	Gas-Off Products from Aclar, Type 33-C	78
VIII	Gas-Off Products from Polyolefin/Polyamide, Shonka A-150	79
IX	Gas-Off Products from Foam, Hathone HA 7236	80
X	Gas-Off Products from Butyl Rubber, 00996-33L	81
XI	Gas-Off Products from Polyurethane, 00996-39B	82
XII	Gas-Off Products from Silicone, 19513-10f	83
XIII	Gas-Off Products from ABS Polymer, Boltaron	84
XIV	Gas-Off Products from Epoxy, 760 A	85
XV	Gas-Off Products from Silicone, Type A #428/132	86
XVI	Gas-Off Products from Epoxy, Bondmaster E611	87
XVII	Gas-Off Products from Epoxy/Polyamide, V-9 Silver Epon 815	88
XVIII	Gas-Off Products from Black Silicone, EMS 323	89
XIX	Gas-Off Products from Silicone, 342 Rubber	90
XX	Gas-Off Products from Silicone, EMS 345 Rubber	91

List of Tables - Cont'd

<u>Table</u>		<u>Page</u>
XXI	Gas-Off Products from Rubber, EMS 355	92
XXII	Gas-Off Products from EMS 366 Urethane	93
XXIII	Gas-Off Products from Silicone, Dacron	94
XXIV	Gas-Off Products from Epoxy, Primer M-602	95
XXV	Gas-Off Products from Tubing, Thermofit RNF, CRN	96
XXVI	Gas-Off Products from Polyester, Mylar Film	97
XXVII	Gas-Off Products from Tubing, Thermofit RNF	98
XXVIII	Gas-Off Products from Adhesive, Eccobond 70C	99
XXIX	Gas-Off Products from Stycast, 1090 CAT-1	100
XXX	Gas-Off Products from Stycast, 2651-50 CAF1	101
XXXI	Gas-Off Products from Silicone, RTV 521	102
XXXII	Gas-Off Products from Adhesive, Adiprene L-100 MCC	103
XXXIII	Gas-Off Products from Silicone, RTV 502 Rubber	104
XXXIV	Gas-Off Products from Silicone Foam, Q30079	105
XXXV	Gas-Off Products from Silicone Foam, RTV 503	106
XXXVI	Gas-Off Products from Tape, Stycast 2651-CAT 9	107
XXXVII	Gas-Off Products from Oil, Aero Shell #7	108
XXXVIII	Gas-Off Products from Paint, Lacquer Stik White	109
XXXIX	Gas-Off Products from Paint, Conductive	110
XL	Gas-Off Products from Resin, Emerlon 310	111
XLI	Gas-Off Products from Varnish, E44	112

List of Tables - Cont'd

<u>Table</u>		<u>Page</u>
XLII	Gas-Off Products from Coating, Polyurethane PC-18	113
XLIII	Gas-Off Products from Cord, Style 18 Nylon	114
XLIV	Gas-Off Products from Cord, Style 21 Nylon	115
XLV	Gas Chromatographic Instrument Conditions	118
XLVI	Special Analysis No. 1 - Gas-Off Products from Hetrone Polyester Resin	159
XLVII	Special Analyses Nos. 2 and 3 - Bio-environmental Samples	160
XLVIII	Special Analyses Nos. 4, 5, 6 and 7 - Analysis of Four Bio-environmental Specimens	161

SECTION I

INTRODUCTION

Previous material evaluation programs^{1,2} have shown that certain candidate space cabin materials, when tested under simulated space cabin environmental conditions (5 psia oxygen or air at 25°C or 68°C), yield an abundance of volatile contaminants to the atmosphere. In these programs, storage systems and analytical methods had been devised to identify and to measure quantitatively the gas-off products in the gas phase. As a continuation of these studies, an evaluation program, based on weight-loss measurements and on the storage tests and attendant analyses used previously, has been developed for screening 53 candidate space cabin materials.

Storage tests and subsequent analyses of the gases in the chamber atmosphere are time-consuming. An initial screening of the materials is desirable to discover the materials that give an abundance of volatile contaminants, and those that yield practically none. On this basis, materials could be selected for further testing or conditionally eliminated from additional tests. Materials giving moderate amounts of contamination would be tested further to identify and to measure individual contaminants.

The merit in the use of weight-loss measurements is the comparative simplicity of the equipment and the relatively short measurement time. The intrinsic limitation of this approach is the inability to identify directly the evolved products. On the other hand, the advantage of closed chamber storage tests is the ease with which identification and quantitative analyses of the head gases can be performed; however, the disadvantages are the time-consuming processes of storing specimens for long periods and of performing the identifications of the volatiles. Our program was developed to take advantage of the best characteristics of both approaches.

¹Pustinger, J. V., Hodgson, F. N., Ross, W. D., 1966, Identification of Volatile Contaminants of Space Cabin Materials, AMRL-TR-66-53, Aerospace Medical Research Laboratories, Wright-Patterson Air Force Base, Ohio, pp. XVI + 194.

²Pustinger, J. V., Hodgson, F. N., 1967, Identification of Volatile Contaminants of Space Cabin Materials, AMRL-TR-67-58, Aerospace Medical Research Laboratories, Wright-Patterson Air Force Base, Ohio, pp. XVI + 194

The initial screening procedure, using thermogravimetric techniques for measuring weight loss at moderate temperatures (ambient to $68 \pm 2^\circ\text{C}$) for 24 hours in 5 psia nitrogen, was developed to select those candidate materials that lose from 0.001 to 1.0% of their weight, excluding water. The selected materials are then stored in 9-liter chambers at $68 \pm 2^\circ\text{C}$ for 72 hours and at $25 \pm 2^\circ\text{C}$ for periods of 30 and 60 days. Atmosphere in the chambers is oxygen at a pressure of 5 psia. The gaseous contaminants evolved from the test materials are identified by combinations of gas chromatography and mass spectrometry.

SECTION II

GAS-OFF EXPERIMENTS

A. EXPERIMENTAL METHOD

1. Types of Candidate Materials and Sample Preparation

Table I lists the candidate materials for cabin construction used in these experiments; all materials tested are commercial products provided by the Government. Whenever possible, the candidate materials were studied in the same state as received. Materials such as paints and inks were applied to an aluminum foil substrate and then dried at the designated temperature and for the designated time according to the manufacturer's or the Air Force's directions. Similarly, two-part resins were mixed and cured according to procedures provided by the manufacturers. All calculations were made on the basis of dry sample weight.

Specimens used for thermogravimetric analysis (TGA) were conditioned at 23°C in a desiccator over phosphorus pentoxide for 24 hours prior to testing. For storage tests at 72 hours, 30 days, and 60 days, no pretreatment of samples was performed beyond the curing procedures cited by the manufacturers or the Air Force. The procedure for preconditioning the TGA specimens was devised to minimize adsorbed water and to put all samples on the same basis for comparing relative weight loss.

For storage tests for 72 hours, 30 days, and 60 days, a weighed portion of each sample was placed into a 9-liter chamber in a manner to expose the largest possible surface area. Generally, approximately 10-gram specimens were used; however, in cases where less sample was available, or when the bulk volume of the sample was excessively large, smaller specimens were used. When the bulk volume was too large and subdividing was necessary, freshly exposed surfaces were further cured at ambient conditions, i.e., 23°C and atmospheric air pressure, for 30 days or a minimum of 14 days.

Individual specimens of each candidate material were contained in 9-liter, borosilicate glass chambers for periods of 30 and 60 days at $25 \pm 3^\circ\text{C}$, and for a period of 72 hours at $68 \pm 2^\circ\text{C}$, under an oxygen atmosphere at 5 psia and 20-40% relative humidity. The chamber design and pretreatment of the chambers were the same as reported earlier¹. Two-hundred chambers were used (on a staggered schedule) over a span of 13 months to permit analyses to be performed after 72 hours,

¹Pustinger, Hodgson, and Ross, p.1.

Table I

SPACE CABIN TEST MATERIALS

Code No.	Material	Code No.	Material
DAC 001	Schjeldahl (Mylar) X850	AF 209	Irradiated Polyolefin,
DAC 002	FM 238 Nitrile/Phenolic	AF 251	Thermofit RNF, CRN
DAC 003	RTV 731 Silicone	AF 266	Mylar Polyester
DAC 005	Saran Wrap - Type 18	AF 302	Irradiated Polyolefin, Thermofit RNF
DAC 006	Aclar Type 33-C	AF 325	Eccobond 70C Adhesive
DAC 007	Shonka A-150 Polyolefin/Polyamide	AF 402	Thermoplastic Coating,
DAC 008	Spandex Lycra Polyurethane	AF 403	1169 A/B Coating
DAC 011	PR 1535 Polyurethane	AF 406	Stycast 1090 Cat-1
DAC 012	RTV 615	AF 421	Stycast 2651-50 CAF 1
DAC 013	Stycast 2651/Catalyst II (Epoxy)	AF 451	Silicone RTV 521
DAC 014	Hathone HA 7236	AF 454	Adiprene L-100 MCC Adhesive
DAC 017	Butyl Rubber 00996-33L	AF 459	Silicone RTV 502 Rubber
DAC 018	Polyurethane 00996-39B	AF 495	Silicone Q30079
DAC 019	Silicone 19513-10f	AF 505	Silicone RTV 503
DAC 020	Boltaron ABS Polymer	AF 515	Tape, Stycast 2651-Cat 9
DAC 021	Epoxy 760A	AF 522	Oil, Aero Shell #7
DAC 022	Merlon 1000 Polycarbonate	AF 527	Paint, Lacquer Stik White
AF 023	Silicone, Type A #428/132	AF 528	Conductive Paint
AF 053	Bondmaster E611 (Modified Epoxy)	AF 533	Resin Emerlon 310
AF 054	Epoxy-Polyamide, V-9 Silver Epon 815	AF 536	Varnish E44
AF 063	Silicone EMS 323	AF 537	Polyurethane PC-18
AF 064	Viton A EMS 338 (Fluoro Elastomer)	AF 540	Ink F-150
AF 065	Silicone Rubber EMS 342	AF 551	Ink #41 Black
AF 066	Silicone Rubber EMS 345	AF 552	Ink Red Marking VF-200
AF 068	Hapalon Rubber EMS 355	AF 561	Nylon Cord Style 18
AF 071	Urethane EMS 366	AF 561	Nylon Cord Style 21
AF 073	Polyester (Dacron) Silicone	AF 561	Lastic 60,000 RFl
AF 203	Epoxy Primer M-602		

30 and 60 days. Control chambers (containing only aluminum foil) were processed concurrently with those chambers containing the test materials. No contamination was detected from the control chambers.

2. Preparation of Chamber Atmospheres

After each specimen was inserted into the 9-liter chamber, the test chamber was filled to a pressure of one atmosphere with oxygen, saturated with water vapor. The gas was saturated with water by bubbling 99.5% oxygen (conforming to Type I of MIL-O-27210) through triply distilled water at 23°C. Test conditions were attained by subsequently reducing the pressure in the chamber to 5 psia, resulting in a test atmosphere of oxygen at 5 psia with a relative humidity of approximately 33%.

Measurement of relative humidity was made with an Alnor Type 7300 Dew-Pointer (Illinois Testing Laboratories, Inc., Chicago, Ill.).

Test atmospheres were maintained at $25 \pm 3^\circ\text{C}$ by storing chambers in a temperature-controlled room for periods of 30 and 60 days. The chambers that were tested at $68 \pm 2^\circ\text{C}$ were stored in a constant-temperature cabinet (Blue M Electric Co., Stabil-Therm DL132C).

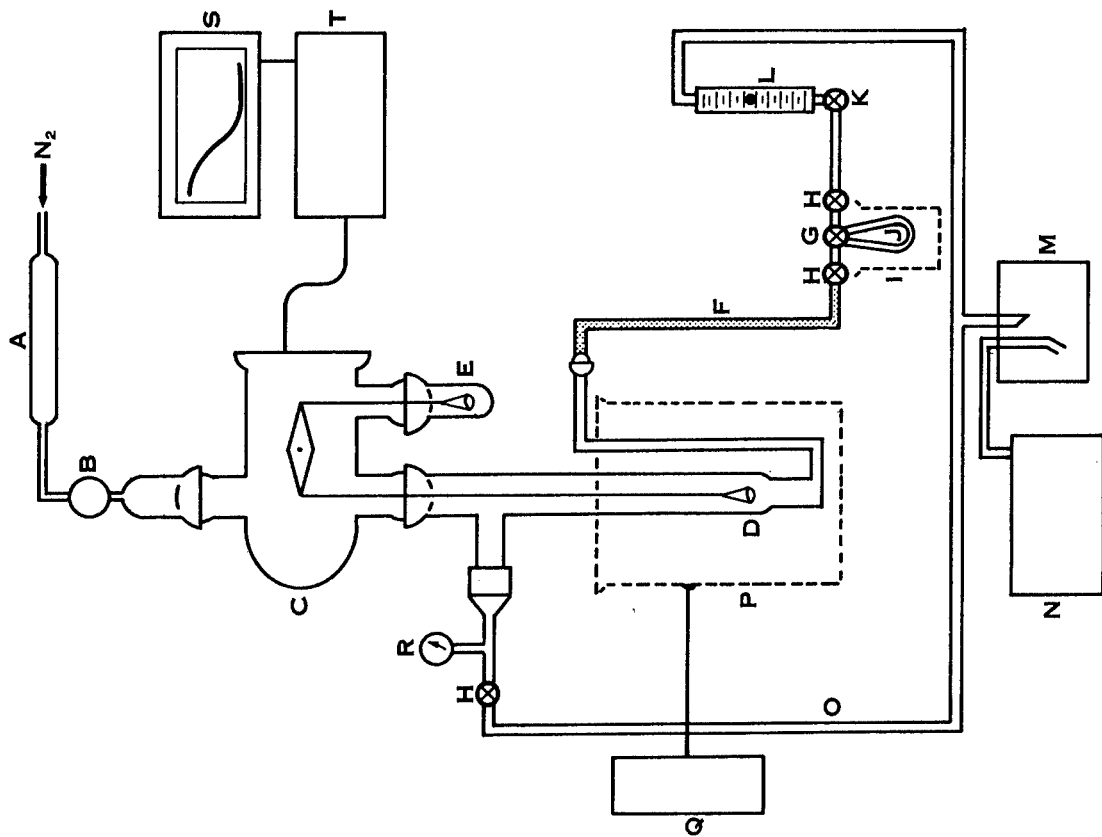
3. Analytical Methods

a. Weight Loss Measurements

Conditional screening of candidate materials was performed by measuring the weight loss of the material using thermogravimetric measurements (TGA). Weight loss from approximately 10 g of a material was recorded continuously as the temperature of its environment was raised from ambient (approximately 23°C) to $68 \pm 1^\circ\text{C}$ in 4 hours and then maintained at $68 \pm 1^\circ\text{C}$ for 20 hours or until weight remained constant for 2 hours. All TGA measurements were made in dried, prepurified nitrogen at 5 psia.

Thermogravimetric measurements were made with a Cahn RH Electrobalance equipped with a modified F&M Model 240-00 Power Proportioning Temperature Programmer, Flo-Thru tube, a temperature programmed oil bath, and a 1 mv recorder (Figures 1, 2, and 3). The Cahn RH Electrobalance is a vacuum- and controlled-atmosphere automatic recording balance with 100-gram capacity

THERMOGRAVIMETRIC SCREENING APPARATUS



- A. Drierite and P₂O₅ Drying Tube
- B. Matheson Absolute Pressure Regulator
- C. Cahn Electrobalance
- D. Sample
- E. Tare Weight
- F. Calcium Carbide Reactor Tube
- G. Gas Sampling Valve
- H. Toggle Valves
- I. Dewar Flask with Liquid N₂
- J. Sampling Loop
- K. Needle Valve
- L. Flowmeter
- M. Pump Isolation Trap
- N. Pump
- O. Auxiliary Evacuation Line
- P. Oil Bath
- Q. Temperature Programmer
- R. Pressure Gauge
- S. Strip Chart Recorder
- T. Balance Control Unit

Figure 1. Schematic of Thermogravimetric Screening Apparatus.




Figure 2. Cahn Electrobalance in TGA System.




Figure 3. Complete TGA System.

and a sensitivity of 10^{-6} g. This thermogravimetric system will permit the handling of relatively large specimens, 1-10 grams, and the detection of small weight changes, a 10^{-7} fraction of the load.

The arrangement of the components of the TGA system is shown in Figures 1, 2, and 3. To permit greater control and more uniform heating, the sample is heated with an oil bath rather than an oven or furnace. The slow heating rate of one degree every six minutes is more easily achieved by adjusting the temperature of the oil bath than by using a heating unit directly. The temperature was programmed with an F&M Power Proportioning Temperature Programmer that had been modified to permit the slow heating rate.

Water evolved from the sample was monitored by either of two gas chromatographic methods:

- (a) by converting the water to acetylene by a reaction with calcium carbide and analyzing for acetylene;
- (b) by cryogenically trapping the desorbed water and subsequently performing a direct measurement for water.

Gas chromatographic analyses for acetylene were performed with a flame ionization detector (F&M 1609) and a Porapak T column, whereas direct gas chromatographic measurements for water were performed with a thermal conductivity detector (Barber-Colman 61C) and a Porapak T column.

b. Gas Chromatographic Analysis of Gas-Off Products

Carbon monoxide, methane, and gas chromatographic analyses were performed by techniques reported earlier^{1,2}. All atmospheres in the test chamber were sampled for analysis at the temperature of the test, i.e., 25°C or 68°C.

The general analyses of the gas-off products by gas chromatography were performed on an F&M Model 810 Research Gas Chromatograph equipped with dual flame ionization detectors. A general purpose column, 20-ft x 0.25-in. ss., 20% Triton X-305 on 60/80 mesh Gas Chrom Z was used for most samples. Gas-off products from four samples (DAC 006, DAC 017, DAC 018, and DAC 020), tested in the first quarter of the program, were analyzed by means of a double column, 20-ft x 0.25-in. ss., 5% Carbowax 20M on 60/80 mesh Gas-Pack F with a pre-column of 12-ft x 1/8-in. ss., 7% neopentylglycolsuccinate on 60/80 mesh Gas Pack F, used

¹Pustinger, Hodgson, and Ross, p.1.

²Pustinger and Hodgson, p.1.

earlier². The advantage of using the Triton X-305 column is better separation of early eluting components.

Quantitative gas chromatography data were obtained by comparing the peak heights with those of a standard mixture. Gas chromatographic instrument conditions are presented in Appendix III, Table XLV.

Identifications of gas chromatographic components were made by mass spectrometric analysis of the gas chromatographic effluent. In most cases component identification was accomplished by the direct, tandem coupling of a fast scan mass spectrometer, CEC 21-104, to the gas chromatograph. By splitting the effluent, a portion was directed to the flame ionization detector and a second portion was introduced directly into the mass spectrometer. With some samples, a concentration step requiring the cryogenic trapping of the major portion of the total 9-liter volume was necessary. This condensate was subsequently separated into its components and characterized by the coupled gas chromatograph-mass spectrometer system.

c. Mass Spectrometric Analysis of Gas-Off Products

Two types of mass spectrometric analyses were performed for each sample. A composite analysis¹ of the atmosphere of each 9-liter bottle was made on an aliquot (125 cc) of the atmosphere with a Consolidated Electrodynamics Corporation Model 21-103C Mass Spectrometer. As indicated in Section II-A-3-b, a fast scan Consolidated Electrodynamics Corporation Model 21-104 Mass Spectrometer was used in a direct couple with a gas chromatograph to identify the components eluting from the chromatograph. Both approaches are necessary to insure complete characterization of the chamber atmospheres.

Identifications of individual components were made by mass spectrometry and were supported by infrared absorption and by gas chromatographic data as needed. Most of the mass spectra obtained were compared to API (American Petroleum Institute) reference spectra. In cases where the required mass spectrum does not appear in the API collection, comparison was made with spectra from our laboratory files or from the literature.

B. RESULTS AND DISCUSSION

Table II lists the types of compounds detected in the chamber atmospheres. These data represent compounds exclusive of H₂O, CO₂, O₂, and N₂.

¹Pustinger, Hodgson and Ross, p.1

²Pustinger and Hodgson, p.1

Table II

TYPES OF COMPOUNDS DETECTED

<p><u>I. Inorganics</u></p> <p>Carbon Monoxide</p>	<p><u>VII. Aldehydes</u></p> <p>Acetaldehyde Butyraldehyde Formaldehyde Propionaldehyde Valeraldehyde</p>
<p><u>II. Alkanes</u></p> <p>C₄ Hydrocarbon(s) C₅ Hydrocarbon(s) C₆ Hydrocarbon(s) Methane Propane</p>	<p><u>VIII. Ketones</u></p> <p>Acetone Acetophenone 2-Butanone (Methylethylketone) Cyclopentanone Di-isopropylketone Di-n-propylketone Hexanone 4-Methyl-2-pentanone (Methylisobutylketone) Pentanone</p>
<p><u>III. Alkenes</u></p> <p>Ethylene C₄ Unsaturated Hydrocarbons C₅ Unsaturated Hydrocarbons C₆ Unsaturated Hydrocarbons C₇ Unsaturated Hydrocarbons C₈ Unsaturated Hydrocarbons C₉ Unsaturated Hydrocarbons Di-isobutylene Isobutylene Propylene Tetra-isobutylene Trichloroethylene Tri-isobutylene</p>	<p><u>IX. Ethers</u></p> <p>1,3-Dioxane Propylene Oxide N-Methylmorpholine</p>
<p><u>IV. Alcohols</u></p> <p>n-Butanol 2-Butanol tert-Butanol 2-Buten-1-ol 2-n-Butoxyethanol Cyclohexanol Ethanol 2-Ethoxyethanol Isopropanol Methanol 3-Methyl-1-butanol 3-Methylcyclohexanol 2-Methyl-1-propanol 2-Phenyl-2-propanol n-Propanol 2-n-Propoxyethanol</p>	<p><u>X. Aromatic Hydrocarbons</u></p> <p>Benzene C₃ Alkylbenzenes C₄ Alkylbenzenes Ethylbenzene Methylstyrene Naphthalene Styrene Toluene Xylenes</p>
<p><u>V. Alkyl Halides</u></p> <p>Chloroform Homologous Series of Chloro-fluorocarbons Trichloromonofluoromethane</p>	<p><u>XI. Aromatic Hydroxy Compounds</u></p> <p>Phenol</p>
<p><u>VI. Carboxylic Acids and Their Derivatives</u></p> <p>Acetic Acid 2-n-Butoxyethylacetate Butylacetate 2-Ethoxyethylacetate Ethylformate Formic Acid Methylformate Propylacetate</p>	<p><u>XII. Silicon Compounds</u></p> <p>Various Cyclic and Linear Methylsiloxane Polymers</p>

Materials that showed no products (exclusive of H₂O, CO₂, O₂, and N₂) are listed in Table III.

Materials showing weight loss in excess of 1% and for which no analytical data were obtained are listed in Table IV. Although these materials were conditionally screened and eliminated from further testing based on TGA measurements, all candidate materials in this program were processed in storage tests for 72 hours, 30 days, and 60 days, and their gas-off products were analyzed with gas chromatography and mass spectrometry to confirm the results of the TGA measurements. In most cases, where the weight loss exceeded 1%, gas chromatographic and mass spectrometric data were obtained, only to establish the magnitude of the total off-gases. No specific identifications or measurement of quantities of individual components have been made. Others were analyzed completely for comparison purposes with the TGA data.

Analytical data are presented in Appendix I, Table V, Figures 4 to 56 (Thermogravimetric Weight Loss Data and TGA Curves); Appendix II, Tables VI to LXIV (Analytical Results for Gas-Off Experiments); and Appendix III, Figures 57 to 95 (Gas Chromatograms for Gas-Off Experiments).

All values appearing in the tables of Appendices I and II are calculated on the basis of the dried or cured samples (this is important in the case of paints and coatings where the weight of the material is substantially reduced by drying).

Some gas-off products are identified by compound type only, e.g., alkylbenzene(s), C₄ alkylbenzene(s), or C₄ hydrocarbon. In these cases several homologues or isomers may be present; however, they have not been identified individually.

Some of the gas-off products from silicone base materials were also calculated collectively. These were the volatile linear and cyclic siloxane polymers (having dimethyl siloxy groups as monomer units), which had been observed in previous gas-off studies^{1,2}. Although separate peaks are noted in the gas chromatograms (Appendix III), these volatile silicones are listed collectively in the tables of gas-off data (Appendix II) as silicone oil.

Although no distinct correlation of composition and the shape of the TGA curve can be derived from the limited data, some similarities in TGA curves are noted, e.g., two materials containing polyamide [DAC 007, Shonka A-150 Polyolefin/Polyamide (Figure 9) and AF 054, Epoxy-Polyamide, V-9 Silver Spon 815 (Figure 23)]. Also, certain similarities in the total weight loss data are observed for materials of a particular type, e.g.,

¹Pustinger, Hodgson and Ross, p.1.

²Pustinger and Hodgson, p.1

Table III

CANDIDATE MATERIALS EXHIBITING
NO GAS-OFF PRODUCTS

DAC 001 - Mylar, Schjeldahl X850
DAC 003 - Silicone, RTV 731
DAC 005 - Saran Wrap, Type 18
DAC 008 - Polyurethane, Spandex Lycra
DAC 011 - Polyurethane, PR 1535
DAC 012 - Silicone, RTV 615
DAC 013 - Epoxy, Stycast 2651/Catalyst II
DAC 022 - Polycarbonate, Merlon 1000
AF 064 - Fluoroelastomer, Viton A, EMS 338
AF 561 - Fabric, Lastic 60,000 RFl

Table IV

CANDIDATE MATERIALS CONDITIONALLY
WITHDRAWN FROM FURTHER TESTING

(Based on Excessive Weight Loss and Preliminary
Gas Chromatographic and Mass Spectrometric
Measurements)

AF 325 - Thermoplastic Coating, 1169 A/B

AF 533 - Polyurethane, PC-18 Coating

AF 536 - Ink, F-150 Marking

AF 537 - Ink, #41 Black

AF 540 - Ink, VF-200 Red Marking

AF 063 (Silicone Rubber EMS 323), AF 065 (Silicone Rubber EMS 342), and AF 066 (Silicone Rubber EMS 345) lost 0.25%, 0.26%, and 0.26% of their weight, respectively. However, the significance of this observation is not clear since other, non-silicone materials, also exhibit weight loss of similar proportions.

The need for gas chromatographic and mass spectrometric confirmatory evidence in the screening of the candidate materials by TGA measurement results from the inability to measure quantitatively the amount of water evolved during the TGA measurement. The reliability of the two gas chromatographic methods for water, i.e., (a) conversion to acetylene and subsequent acetylene analysis, and (b) direct analysis for water, was established through the use of known water standards. However, difficulty was encountered when attempting to distinguish the water evolved from the sample, from that present in the pre-dried, pre-purified nitrogen used as the atmosphere and from that adsorbed on the inner surface of the TGA apparatus.

Although the amount of water present in the apparatus is very small, apparently there are sufficient quantities adsorbed on the glass at 23 to 68°C to yield a relatively large amount into the gas phase during a 24-hour test. Although not conclusive, an apparent adsorption-desorption equilibrium is established with the sample, metal and glass surfaces of the apparatus, and the gas phase, such that a relatively constant amount of water (20-28 mg) is isolated during a 24-hour test. Experiments performed without sample to establish the background level of water yielded similar quantities of water. To eliminate this problem, the apparatus is being modified to provide a direct measure of water desorbed from the sample by locating a hygrometer probe at the sample site.

A comparison of weight loss data (23 to 68°C) with the quantitative analyses of volatiles from storage tests at 68°C should be made with care. Several opposing effects should be noted. A large number of materials continue to desorb considerable quantities of volatiles after 24 hours. Thus, more gas-off products should be present in the atmosphere during 72-hour tests than gas-off products detected as weight loss during 24-hour TGA measurements. However, adsorption of volatiles on chamber surfaces results in an opposing effect. Considerable quantities of polar and relatively non-volatile gas-off products are retained on the chamber surfaces in the storage tests even at 68°C. Oily films were deposited on chamber walls in many of the tests. This effect was particularly noticeable when testing silicones, in that, relatively low molecular weight silicone oil condensed on

the chamber surfaces. Similarly, considerable amounts of butoxyethylacetate (identified by infrared spectra) were collected on the surfaces of test chambers for AF 522.

Material No. DAC 014, Hathone HA 7236, a polymeric foam, showed an unusual behavior during the TGA measurements. Solid material in the form of a fine dust was lost from the crucible. This was perhaps due to the rupture of gas-filled bubbles resulting from the decreased pressure (5 psia). Collection of the dust for weighing was difficult due to the static charge associated with this type of material, but it was estimated to be approximately 2-3 mgs for a 2-g specimen. The formation of this dust could perhaps, in itself, be considered a significant atmospheric contaminant.

SECTION III

BIO-ENVIRONMENTAL AND SPECIAL ANALYSES

A special study was performed to determine the gas-off products of Hetron Polyester Resin. This material is not a candidate space cabin material, but it is of interest to the Government as a construction material for terrestrial use. Ten grams of the material was stored in a 9-liter gas-off chamber for 30 days in an air atmosphere at a pressure of 1 atmosphere at 25°C. The most abundant product observed in the off-gases was methylethylketone. This compound undoubtedly arises from methylethylketone peroxide used in the formulation of the polymer. However, due to lack of data on the stability of MEK peroxide, it has not been established whether the peroxide decomposes during storage or during analysis. Table XLVI lists the gas-off products from this material.

Special analyses Nos. 2 and 3 were performed on air specimens collected on 28 March 1967 from an Air Force test chamber and from the room air immediately outside the chamber. Data from these analyses are shown in Table XLVII.

Special analyses Nos. 4, 5, 6 and 7 were performed on bio-environmental specimens contained in four 50-liter cylinders which were received from the Air Force on 25 August 1967. The results, given in Table XLVIII, are exclusive of water and carbon dioxide. It will be noted that low molecular weight chlorinated fluorocarbons are present in cylinder #1 (sample No. 4). These appear to be similar to the volatiles which have been observed to arise from certain fluorocarbon lubricants.

SECTION IV

CONCLUSIONS AND RECOMMENDATIONS

Considerable differences in levels of volatiles as determined from weight-loss measurements (TGA) and from storage tests and analyses of atmosphere of the storage chambers are observed. A major contributing factor is the adsorption of volatiles on the chamber walls.

The application of thermogravimetric measurements for screening candidate materials has proven useful, but a more direct measurement of water at the sample site must be made to provide more reliable data. We recommend the use of a hygrometer probe at the sample site. Such a device is being incorporated in a modification of the TGA system used in this test program. Until a reliable direct water analysis can be performed, we recommend continued 72 hours storage tests at 68°C and attendant atmosphere analyses to confirm the level of volatile products desorbed from the candidate materials.

APPENDIX I

THERMOGRAVIMETRIC PATTERNS OF
CANDIDATE SPACE CABIN MATERIALS

The thermogravimetric analysis (TGA) patterns shown in this appendix were obtained on a Cahn RH Electrobalance. Comparison of the weight loss patterns should be made with care since varying amounts of sample were used to obtain the TGA patterns. The quantity of material used for each TGA measurement is shown on the reproduced pattern.

TGA curves appear in order of their Air Force serial numbers. Names of materials are those submitted by the Air Force.

Table V

TOTAL WEIGHT LOSS AS DETERMINED BY
THERMOGRAVIMETRIC ANALYSIS OF CANDIDATE MATERIALS

Code No.	Sample Weight (g)	Weight Loss (mg)	Weight Loss (%)	Code No.	Sample Weight (g)	Weight Loss (mg)	Weight Loss (%)
DAC 001	1.4217	1.90	0.13	AF 203	5.2887	39.83	0.75
DAC 002	8.9116	10.82	0.12	AF 209	8.1098	0.92	0.011
DAC 003	5.3960	11.41	0.21	AF 251	6.3206	5.72	0.090
DAC 005	2.0140	0.21	0.010	AF 266	6.2638	10.40	0.17
DAC 006	5.5000	0.90	0.016	AF 302	11.1985	14.12	0.13
DAC 007	10.4906	6.60	0.062	AF 325	2.4288	66.60	2.74
DAC 008	1.6140	53.5	3.31	AF 402	9.5619	5.08	0.053
DAC 011	9.3311	7.14	0.076	AF 403	10.5348	9.16	0.087
DAC 012	9.9980	6.1	0.061	AF 406	11.7090	11.02	0.094
DAC 013	10.0375	2.01	0.020	AF 421	11.3395	25.50	0.22
DAC 014	2.0283	6.96	0.34	AF 451	9.4696	29.96	0.31
DAC 017	10.1100	10.44	0.10	AF 454	6.7228	9.40	0.14
DAC 018	10.0101	18.60	0.19	AF 459	9.9523	16.92	0.17
DAC 019	7.3399	13.60	0.19	AF 495	10.2746	3.96	0.039
DAC 020	9.3817	2.44	0.026	AF 505	7.8232	8.48	0.11
DAC 021	9.9900	19.70	0.20	AF 515	3.2812	10.50	0.32
DAC 022	5.0624	0.81	0.016	AF 522	9.8416	160.80	1.63
AF 023	9.8951	7.24	0.073	AF 527	8.9236	135.32	1.52
AF 053	8.5453	22.24	0.26	AF 528	6.5904	56.30	0.85
AF 054	9.9953	4.24	0.042	AF 533	7.3303	102.72	1.40
AF 063	9.3731	23.40	0.25	AF 536	3.5743	117.70	3.29
AF 064	8.8647	5.01	0.057	AF 537	4.3758	44.94	1.03
AF 065	6.1683	15.90	0.26	AF 540	2.3888	53.50	2.24
AF 066	6.6071	17.00	0.26	AF 551	6.6950	29.62	0.44
AF 068	10.2164	51.61	0.51	AF 552	8.9585	46.7	0.52
AF 071	6.0081	6.12	0.10	AF 561	11.2570	3.40	0.030
AF 073	2.8895	1.50	0.052				

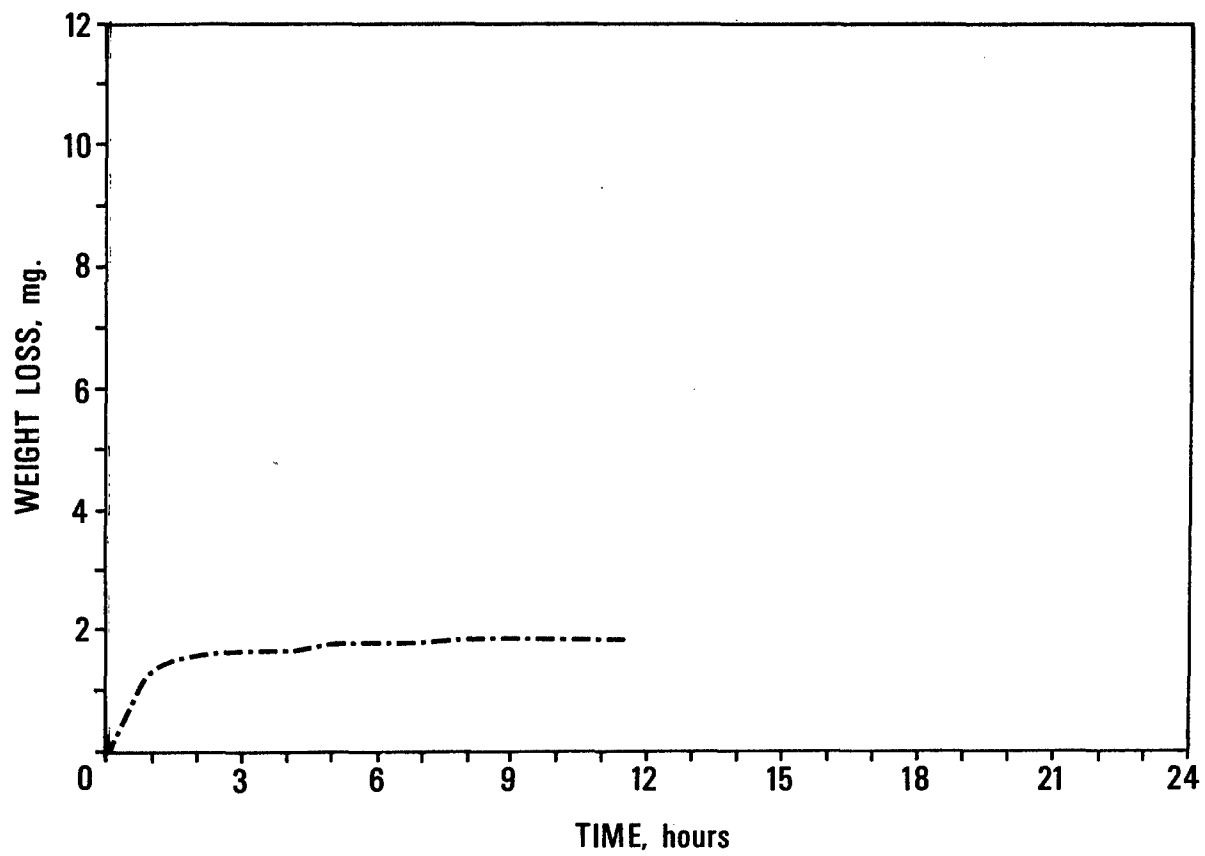


Figure 4. TGA Curve of Schjedahl (Mylar) X850 (DAC 001).
Specimen Weight - 1.4217 grams

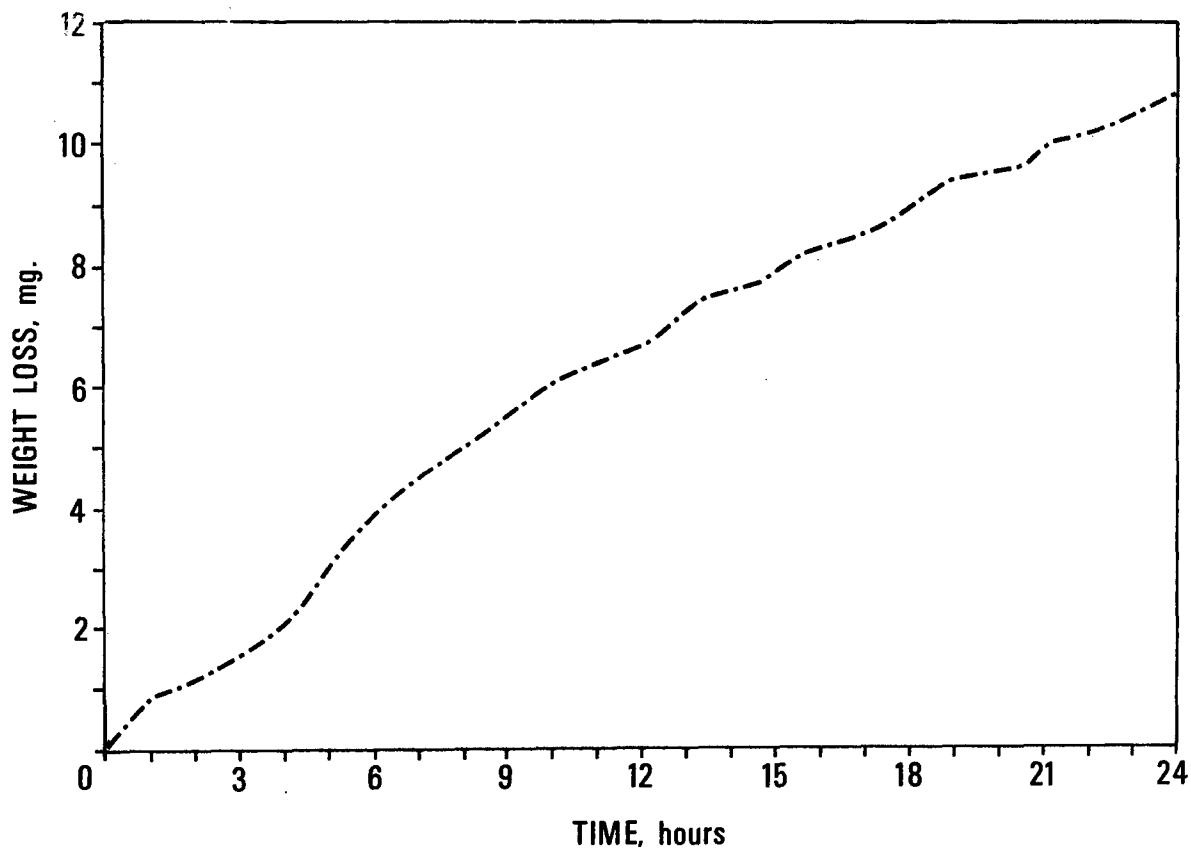


Figure 5. TGA Curve of FM 238 Nitrile/Phenolic (DAC 002).
Specimen Weight - 8.9116 grams

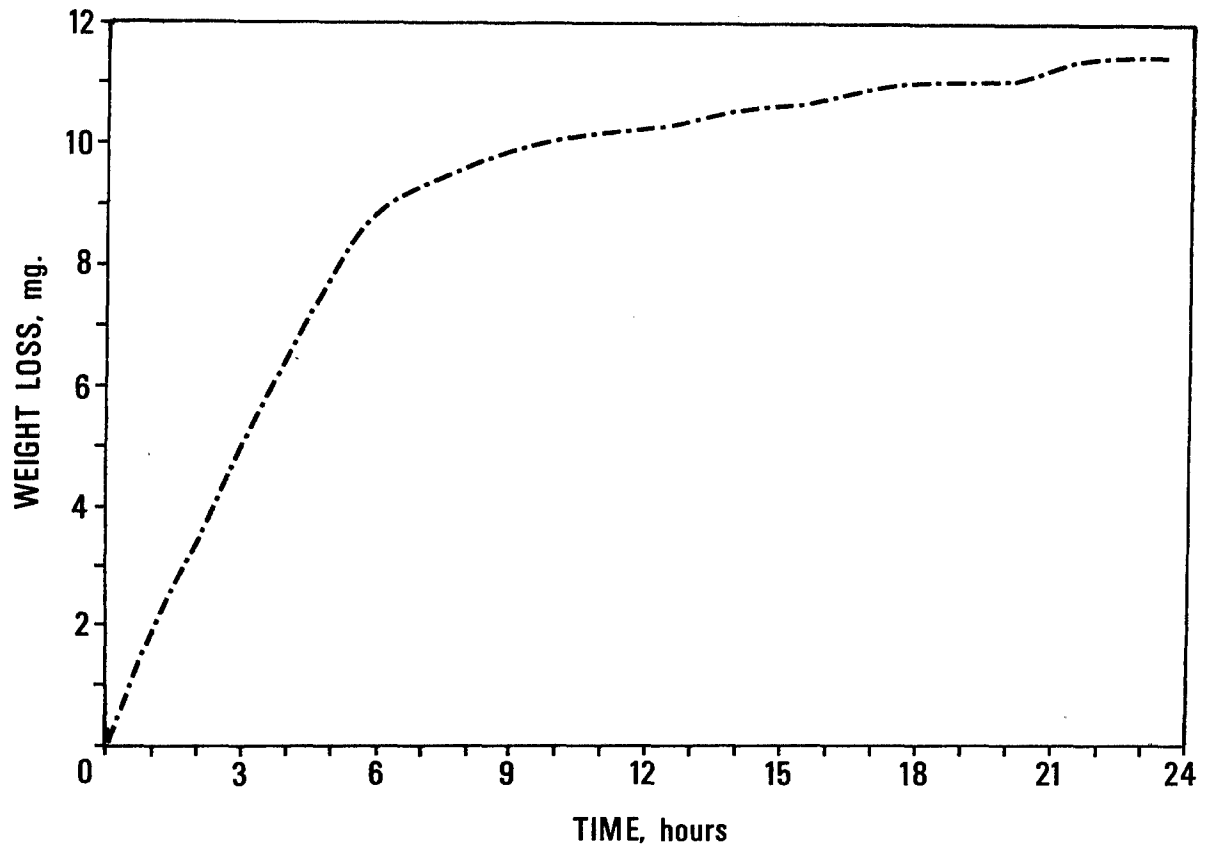


Figure 6. TGA Curve of RTV 731 Silicone (DAC 003).
Specimen Weight - 5.3960 grams

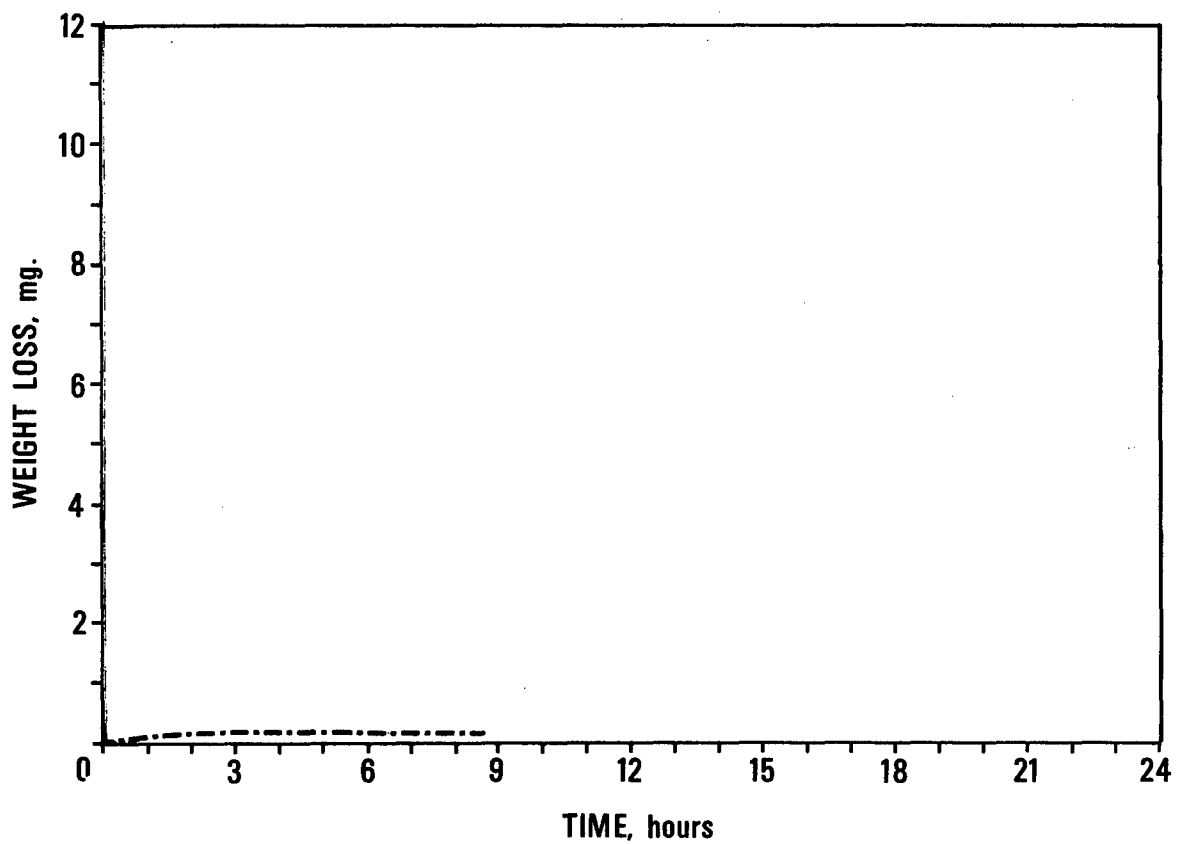


Figure 7. TGA Curve of Saran Wrap Type 18 (DAC 005).
Specimen Weight - 2.0140 grams

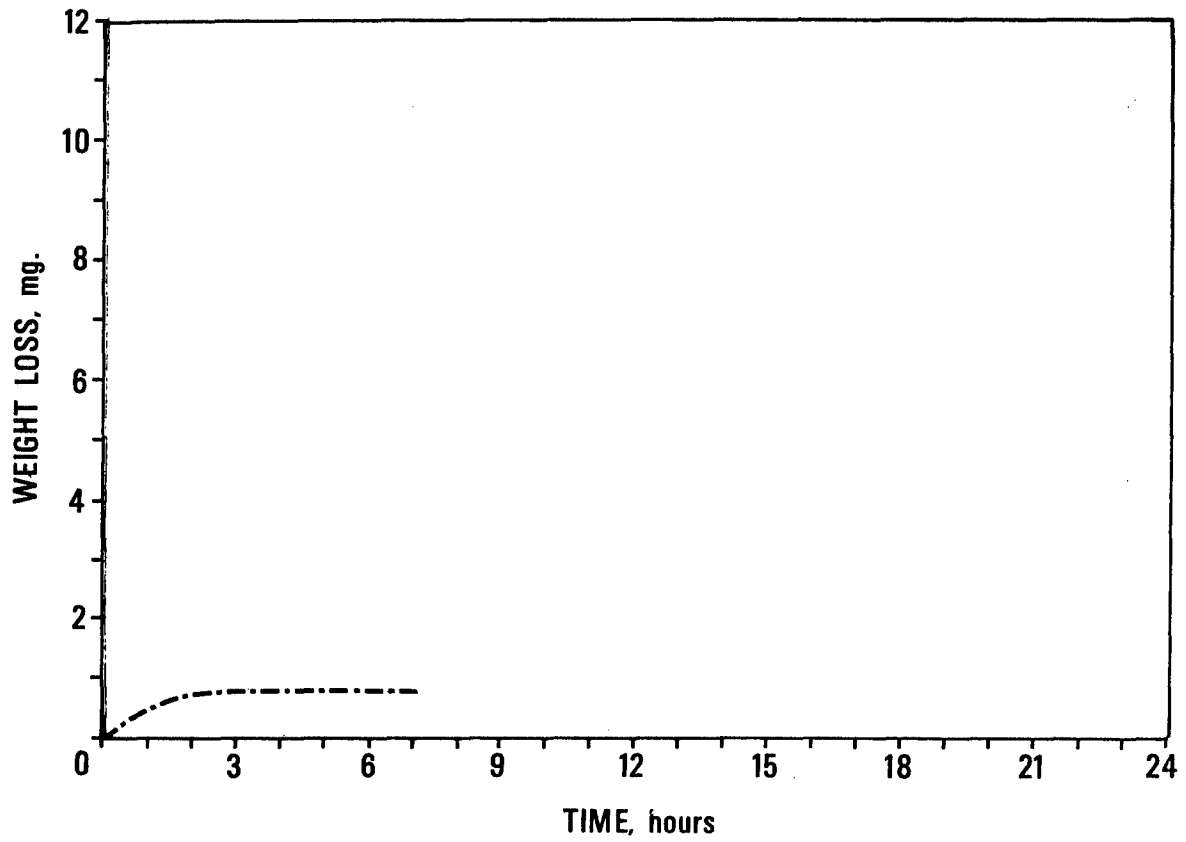


Figure 8. TGA Curve of Aclar Type 33-C (DAC 006).
Specimen Weight - 5.5000 grams

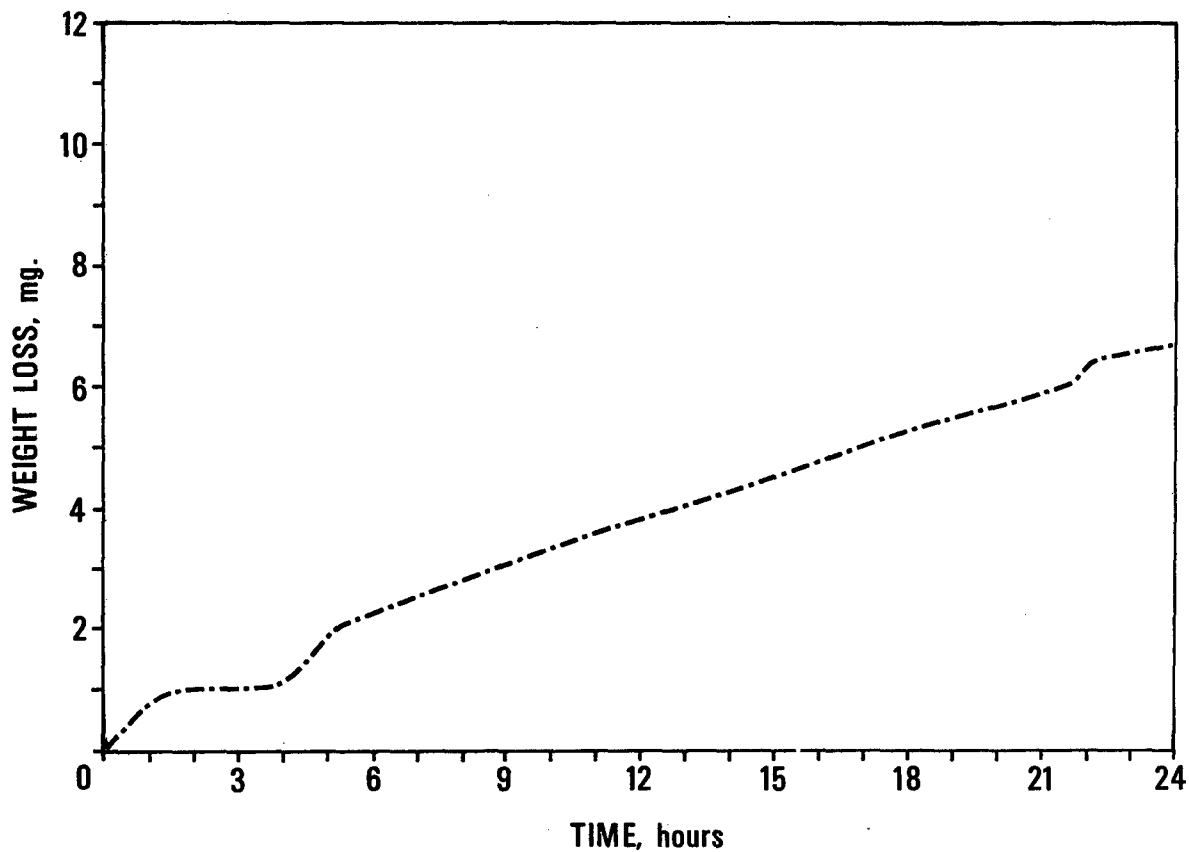


Figure 9. TGA Curve of Shonka A-150 Polyolefin/Polyamide (DAC 007).

Specimen Weight - 10.4906 grams

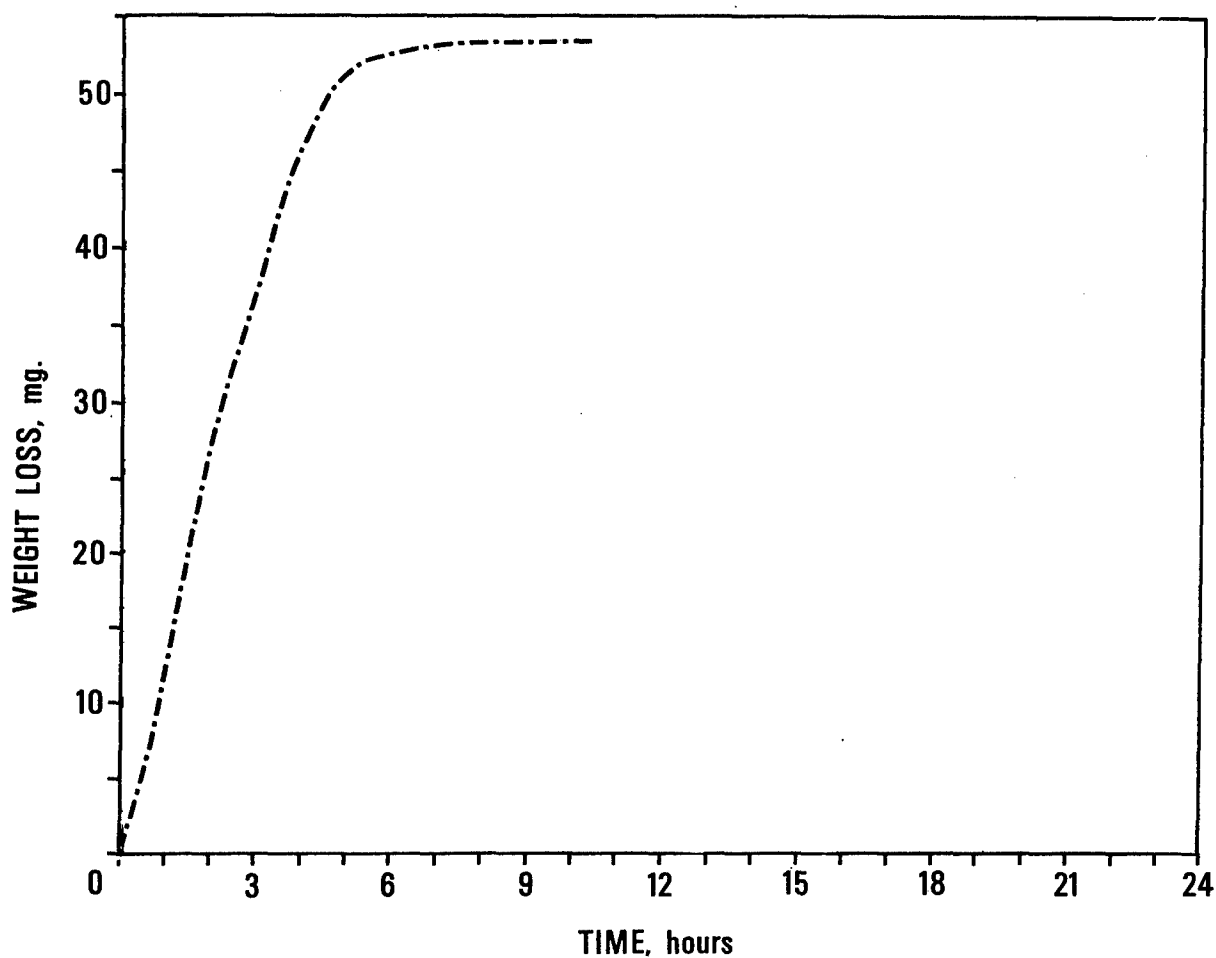


Figure 10. TGA Curve of Spandex Lycra Polyurethane (DAC 008).
Specimen Weight - 1.6140 grams

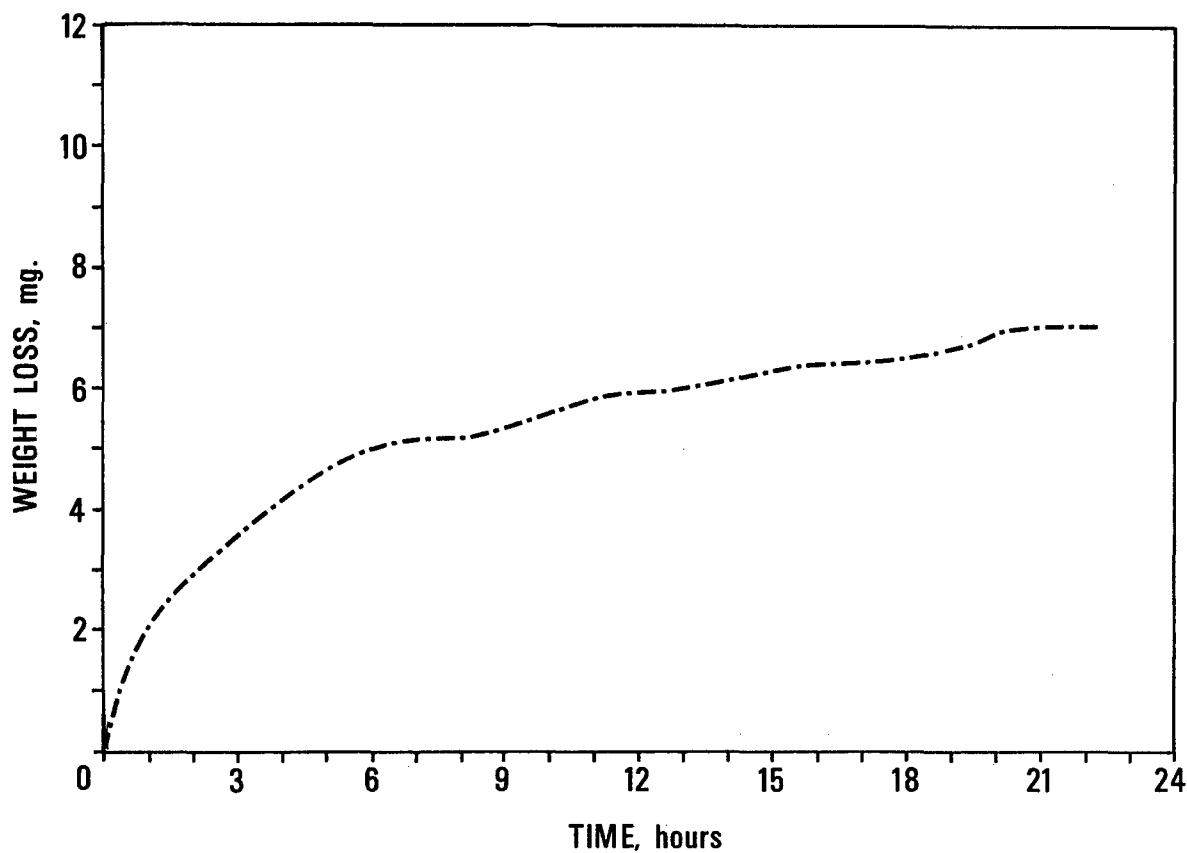


Figure 11. TGA Curve of PR 1535 Polyurethane (DAC 011).
Specimen Weight - 9.3311 grams

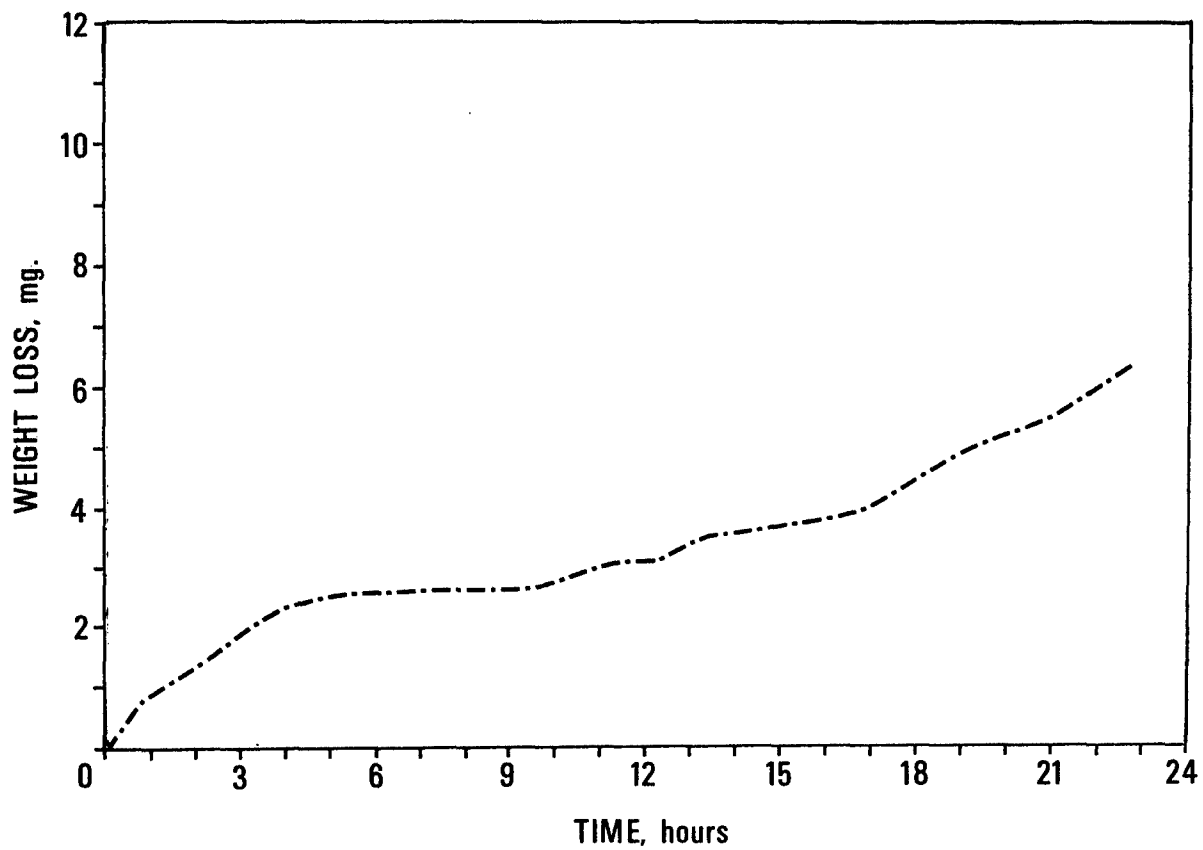


Figure 12. TGA Curve of RTV 615 (DAC 012).
Specimen Weight - 9.9980 grams

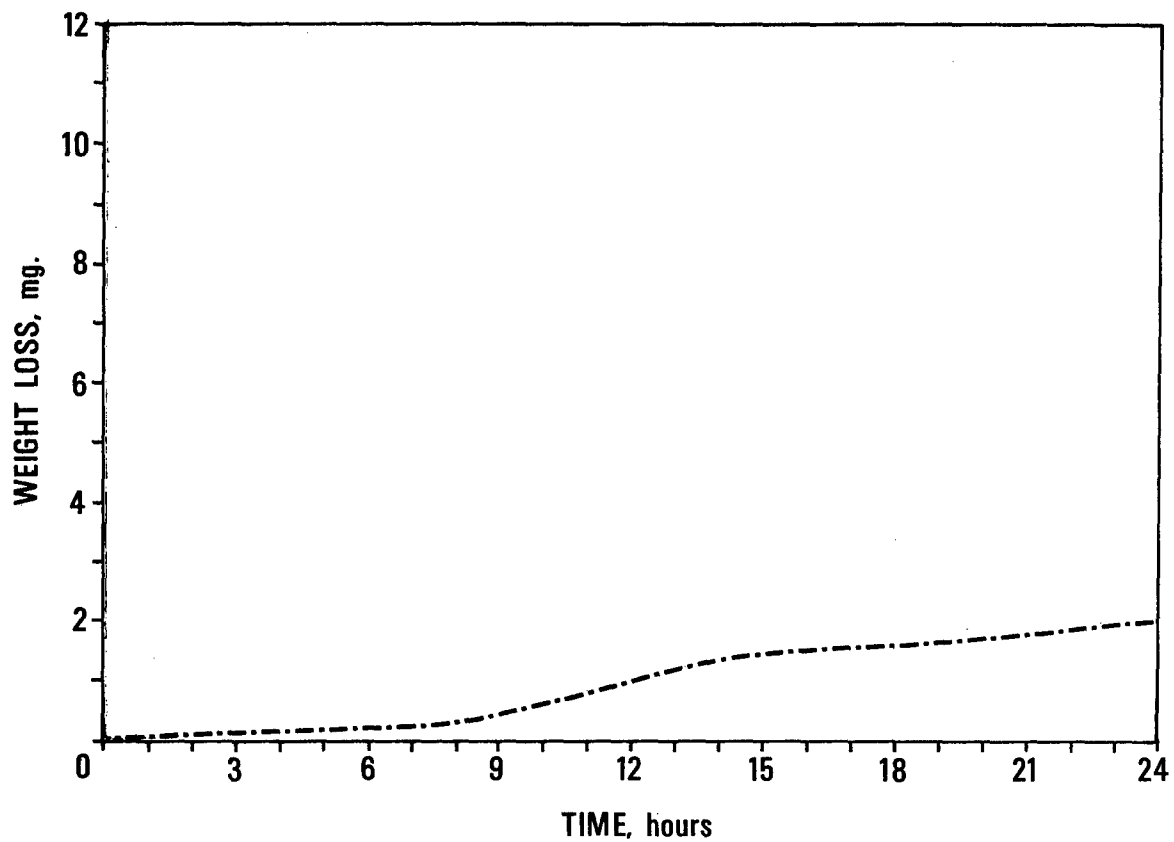


Figure 13. TGA Curve of Stycast 2651/Catalyst II (Epoxy)
(DAC 013).
Specimen Weight - 10.0375 grams

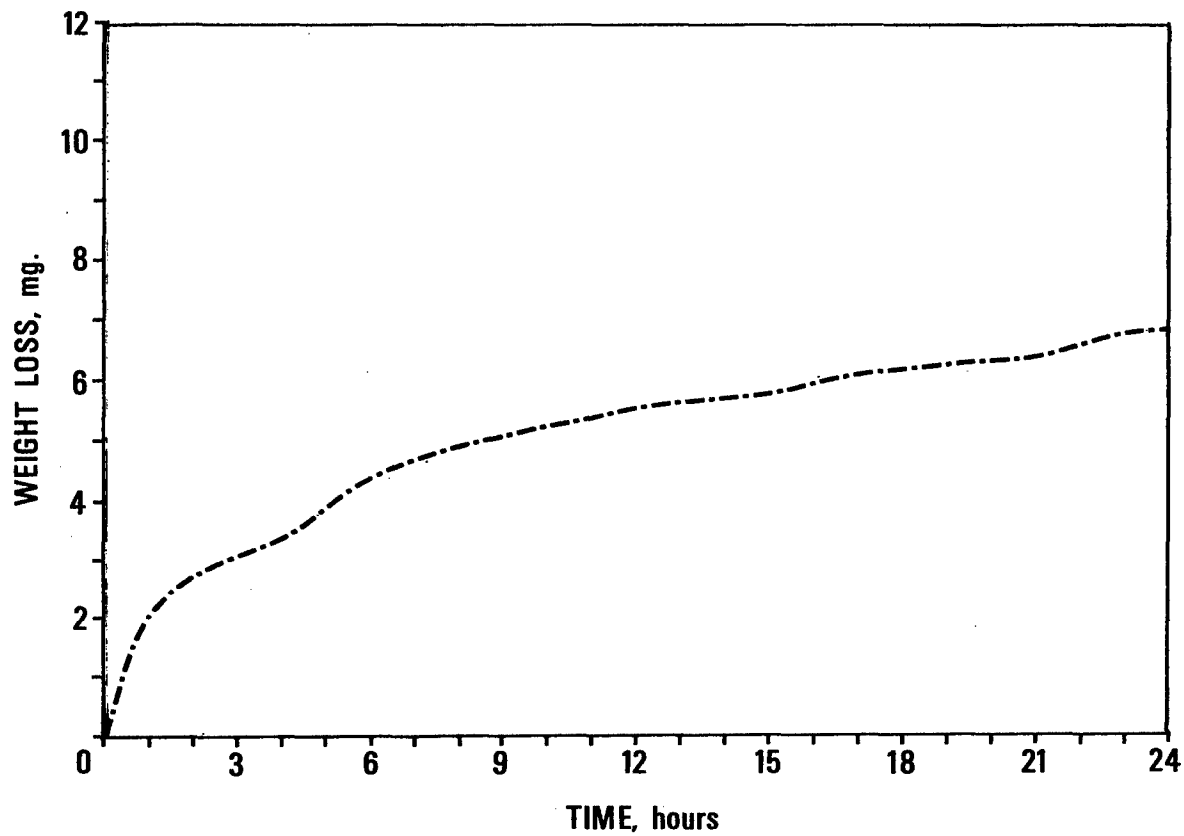


Figure 14. TGA Curve of Hathone HA 7236 (DAC 014).
Specimen Weight - 2.0283 grams

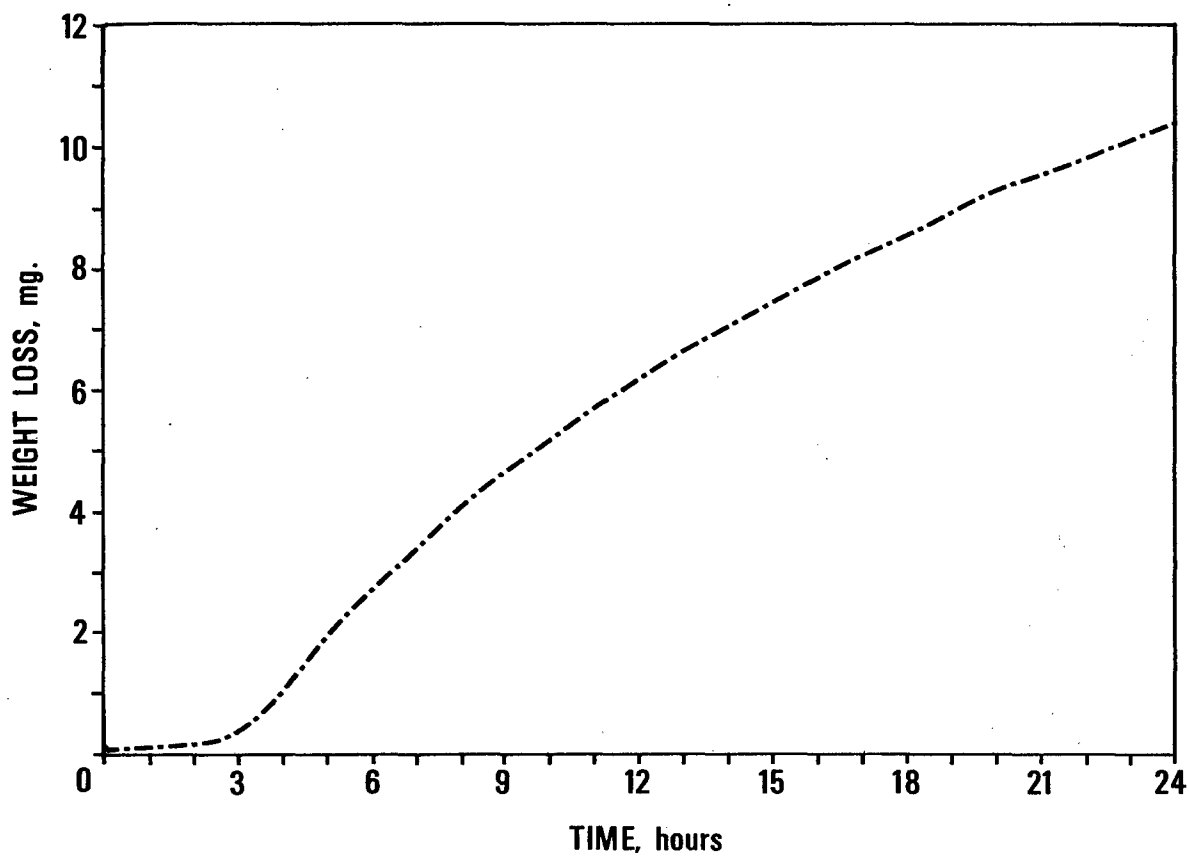


Figure 15. TGA Curve of Butyl Rubber 00996-33L (DAC 017).
Specimen Weight - 10.1100 grams

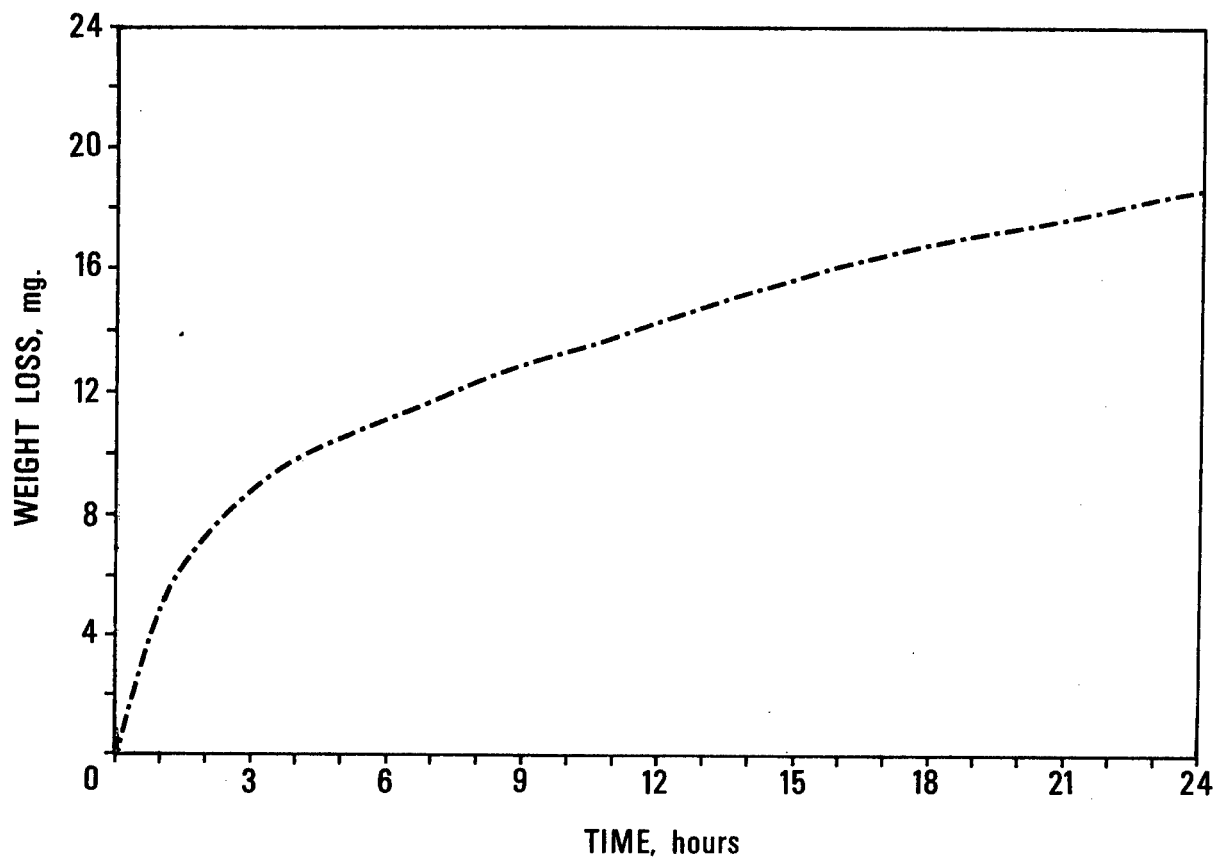


Figure 16. TGA Curve of Polyurethane 00996-39B (DAC 018).
Specimen Weight - 10.0101 grams

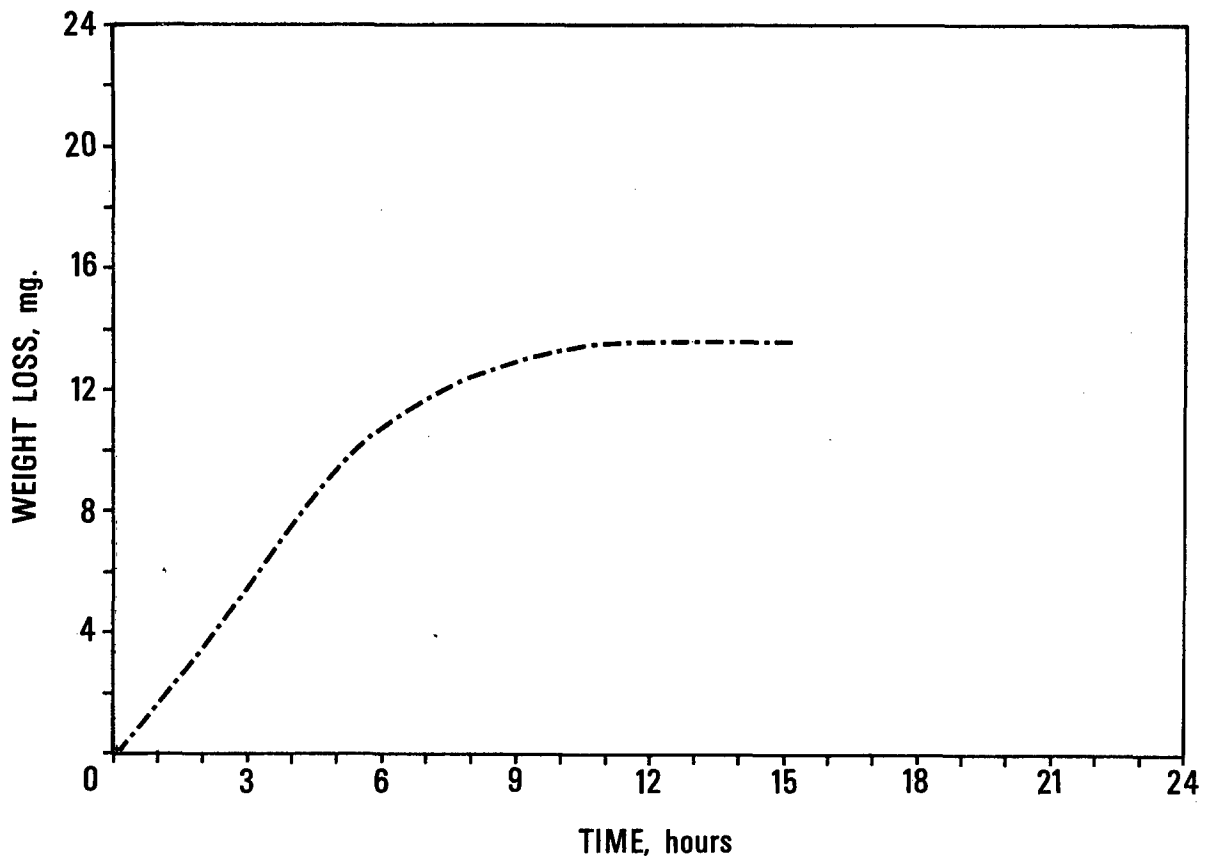


Figure 17. TGA Curve of Silicone 19513-10f (DAC 019).
Specimen Weight - 7.3399 grams

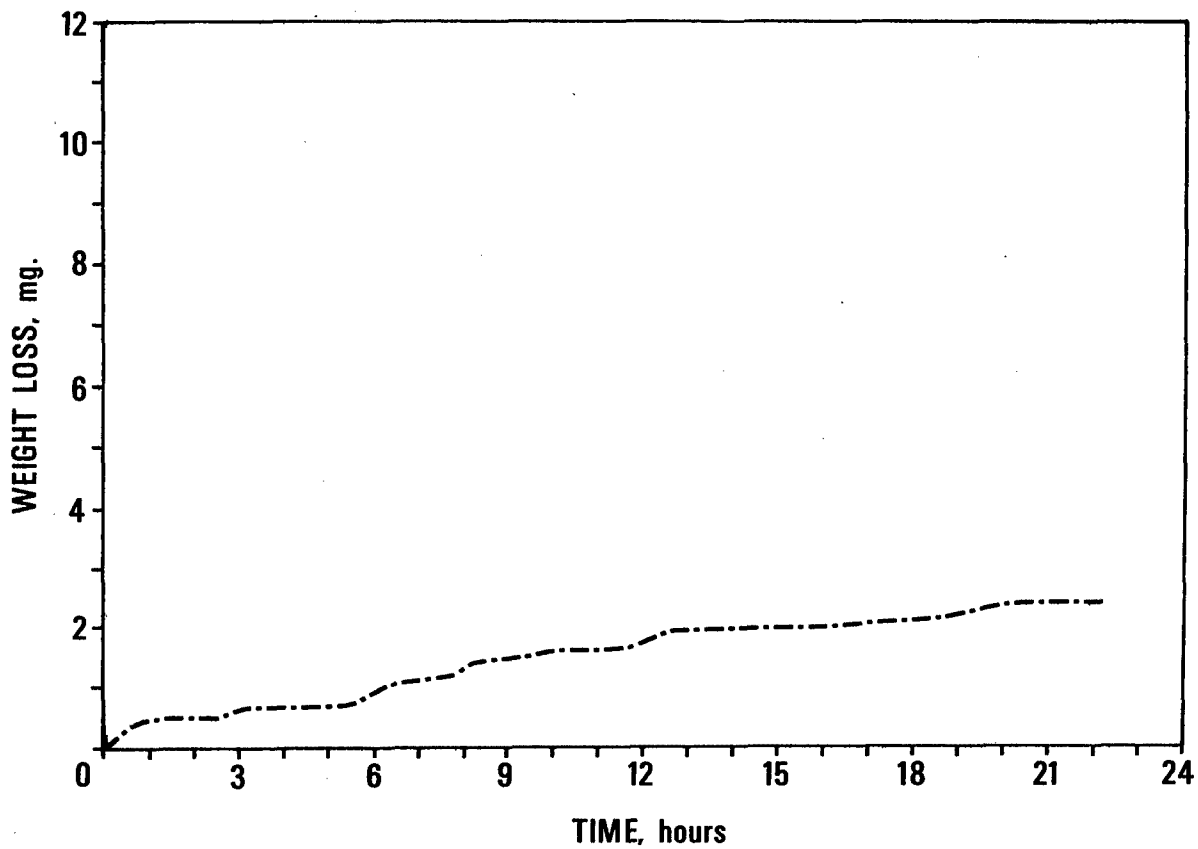


Figure 18. TGA Curve of Boltaron ABS Polymer (DAC 020).
Specimen Weight - 9.3817 grams

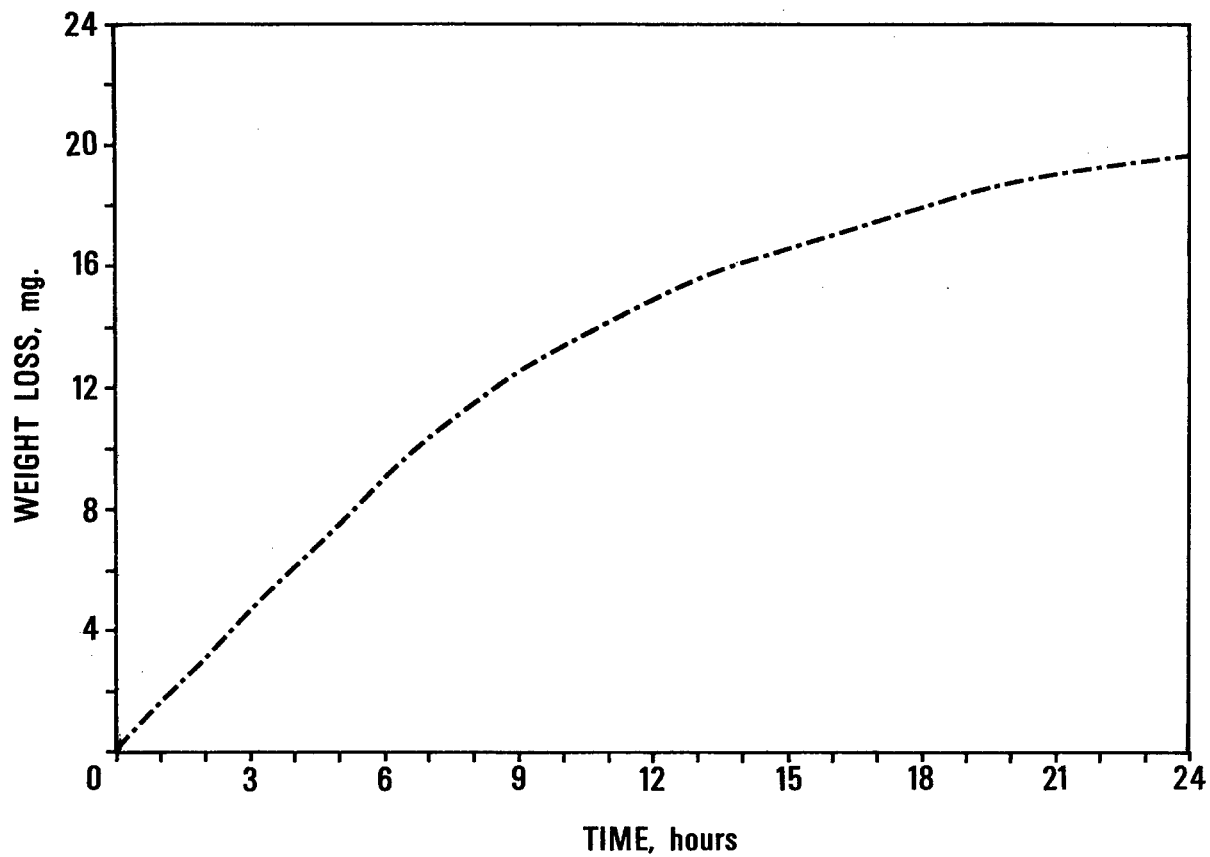


Figure 19. TGA Curve of Epoxy 760A (DAC 021).
Specimen Weight - 9.9900 grams

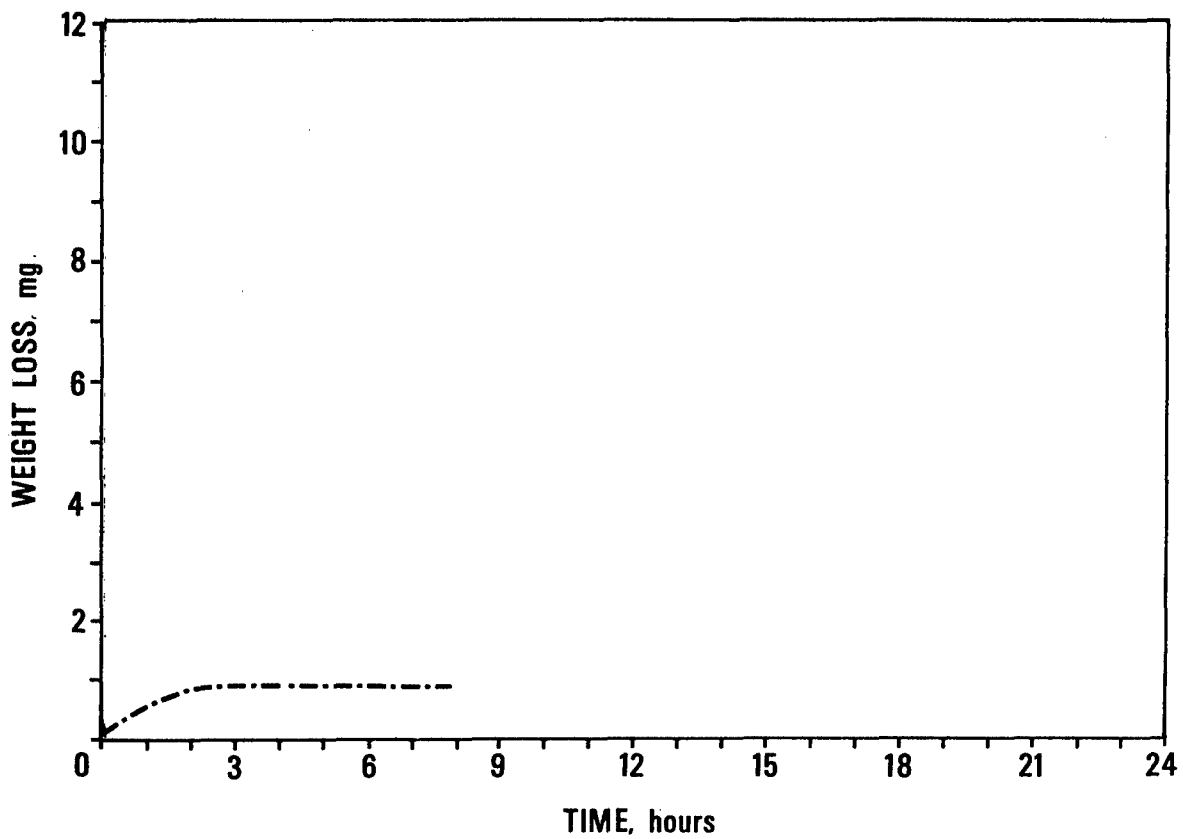


Figure 20. TGA Curve of Merlon 1000 Polycarbonate (DAC 022).
Specimen Weight - 5.0624 grams

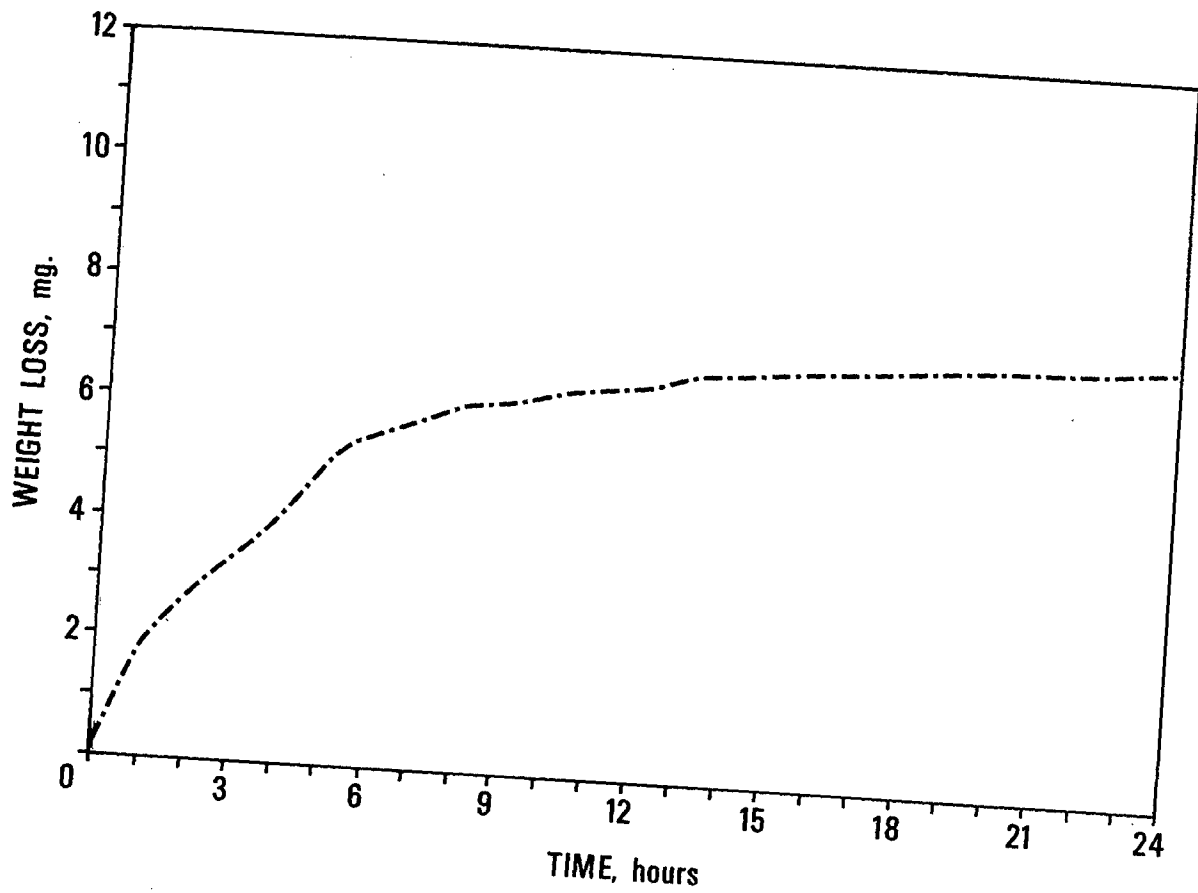


Figure 21. TGA Curve of Silicone, Type A #428/132 (AF 023).
Specimen Weight - 9.8951 grams

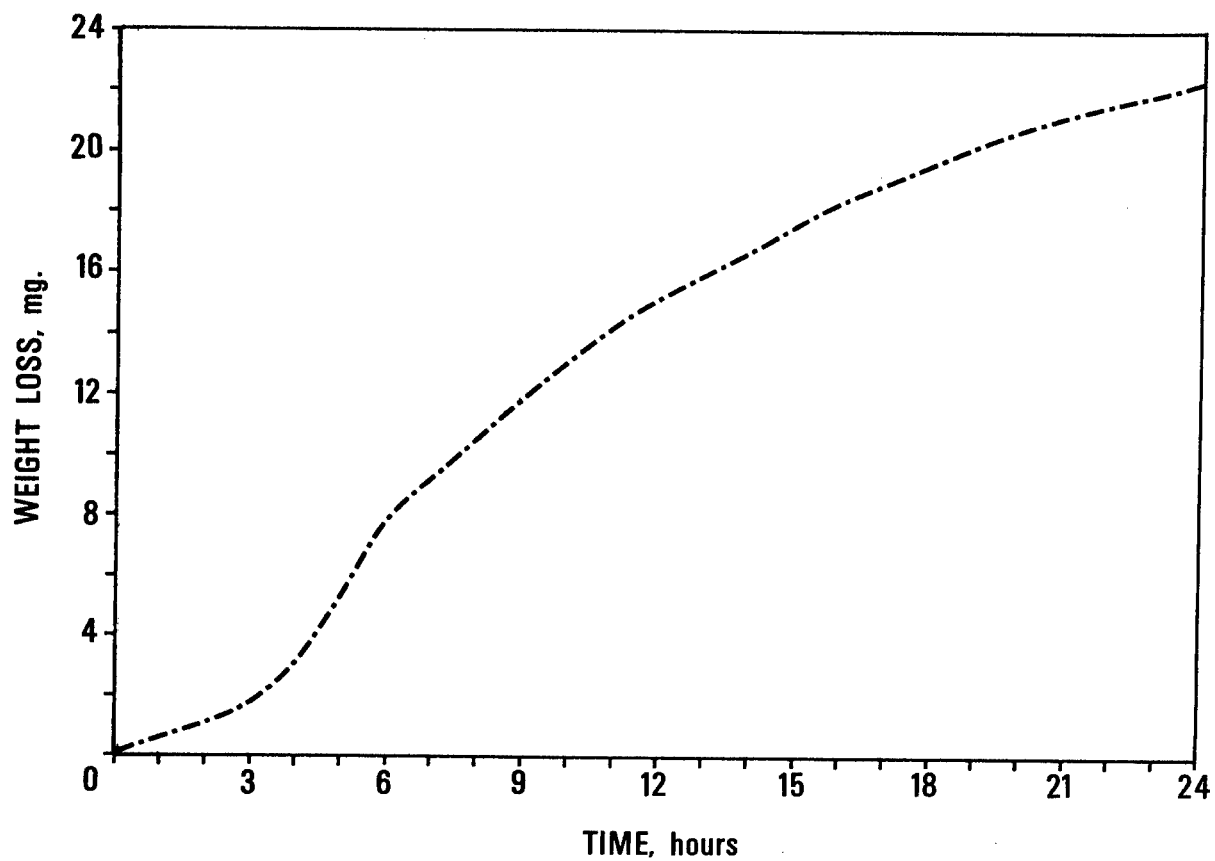


Figure 22. TGA Curve of Bondmaster E611 (Modified Epoxy)
(AF 053).

Specimen Weight - 8.5453 grams

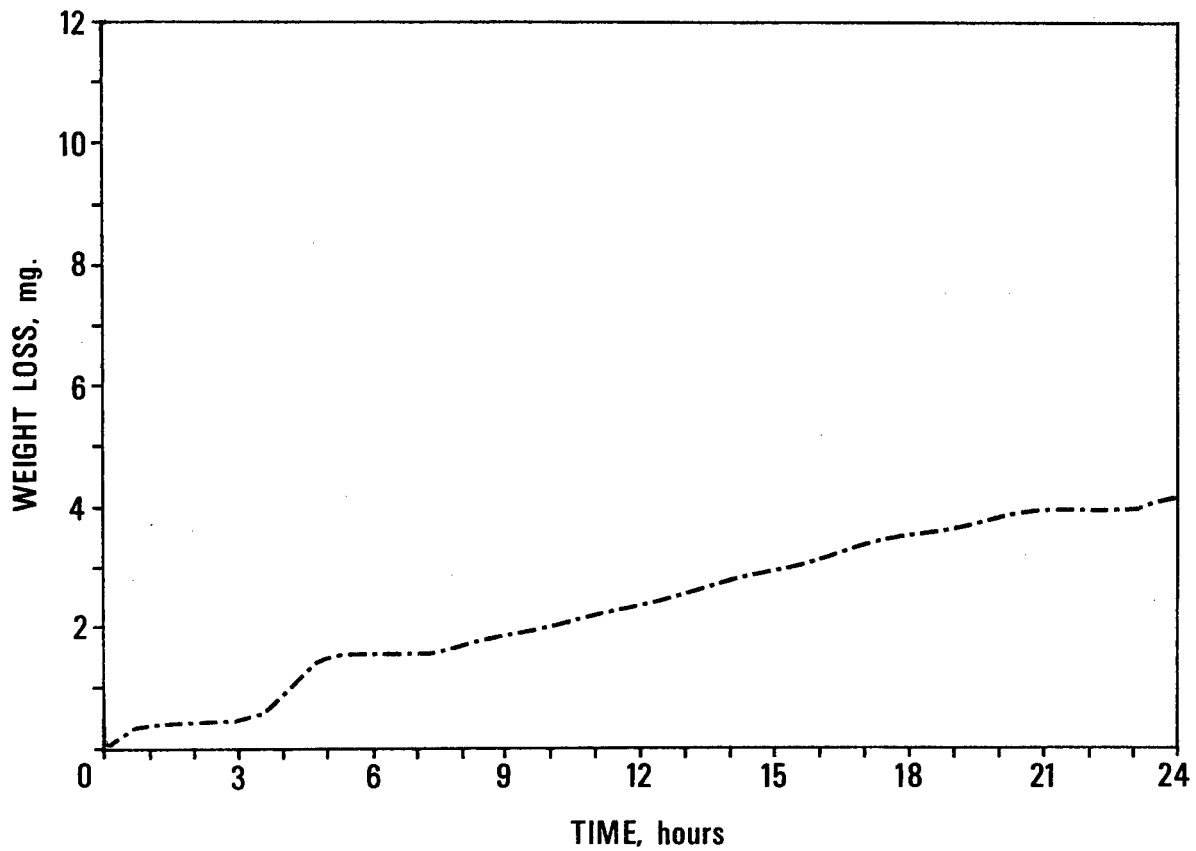


Figure 23. TGA Curve of Epoxy-Polyamide,
V-9 Silver Epon 815 (AF 054).
Specimen Weight - 9.9953 grams

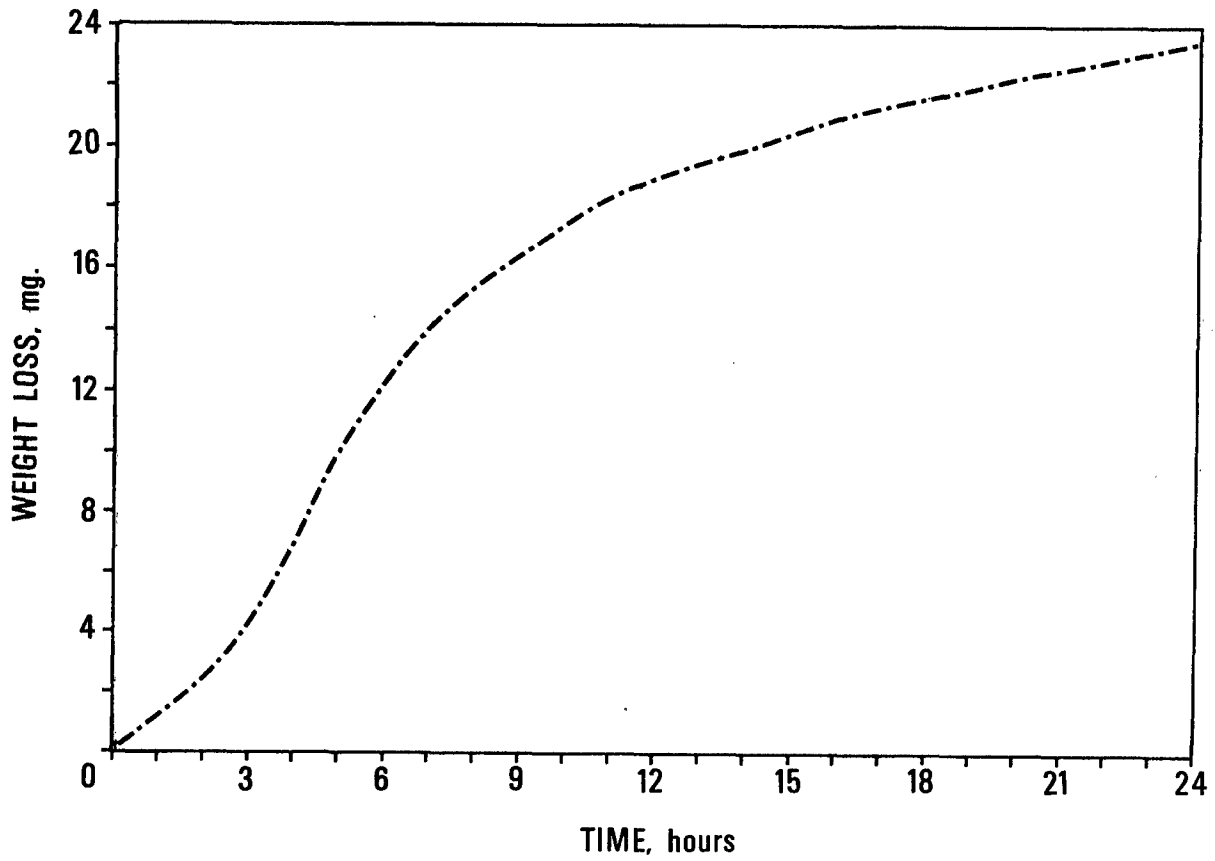


Figure 24. TGA Curve of Silicone EMS 323 (AF 063).
Specimen Weight - 9.3731 grams

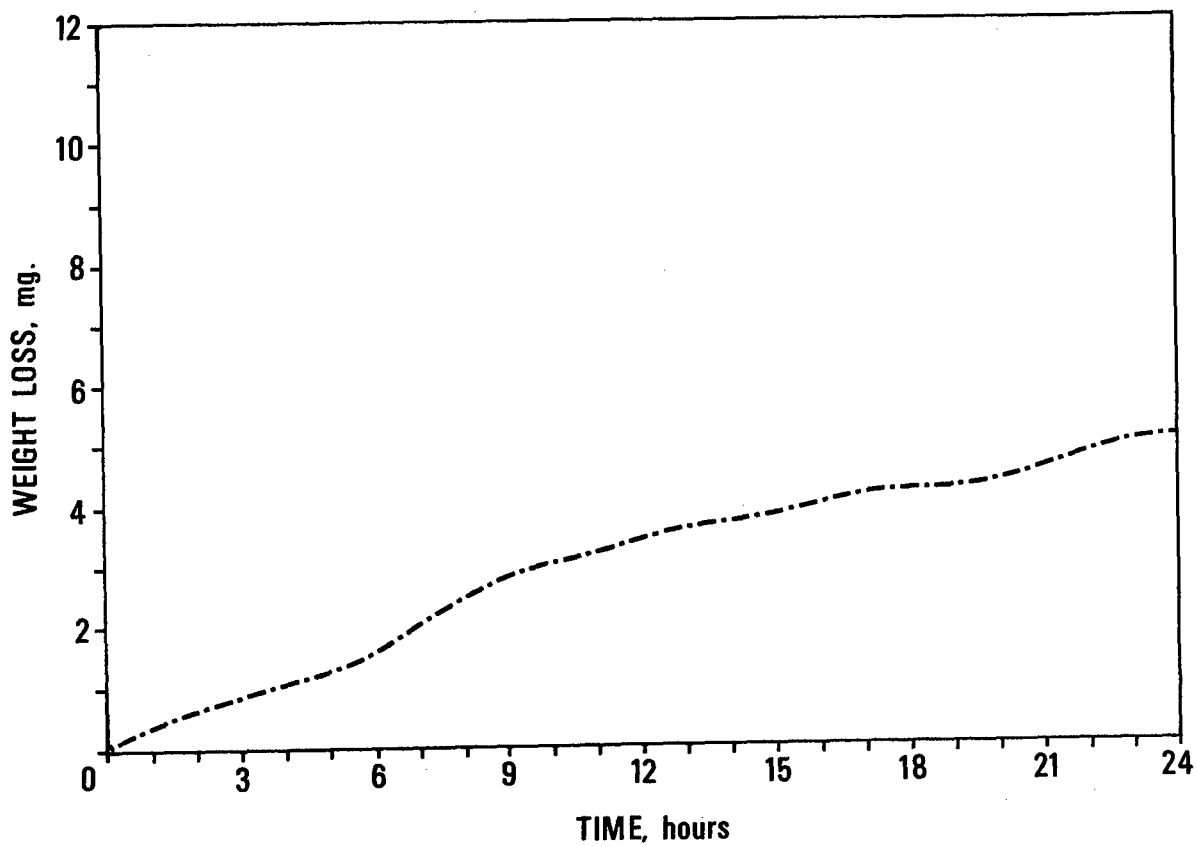


Figure 25. TGA Curve of Viton A EMS 338 (Fluoro Elastomer) (AF 064).

Specimen Weight - 8.8647 grams

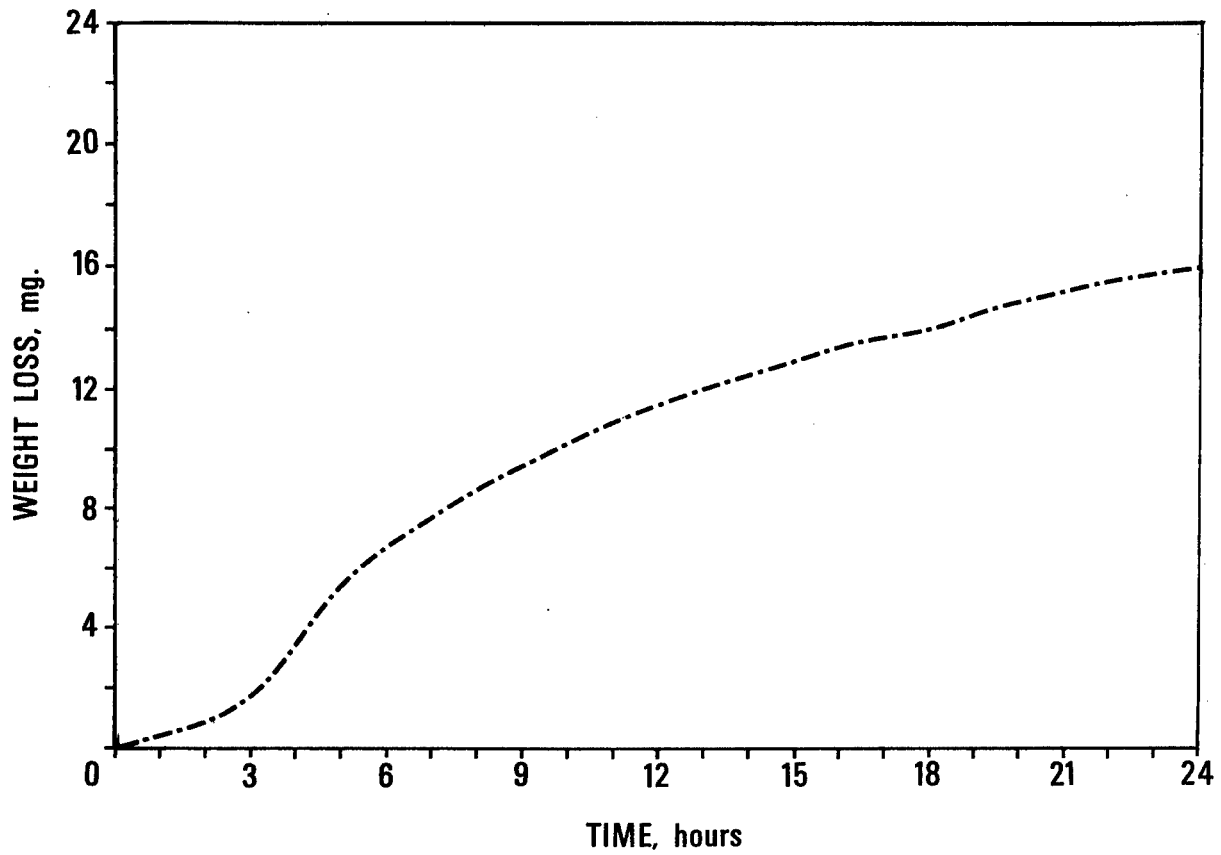


Figure 26. TGA Curve of Silicone Rubber EMS 342 (AF 065).
Specimen Weight - 6.1683 grams

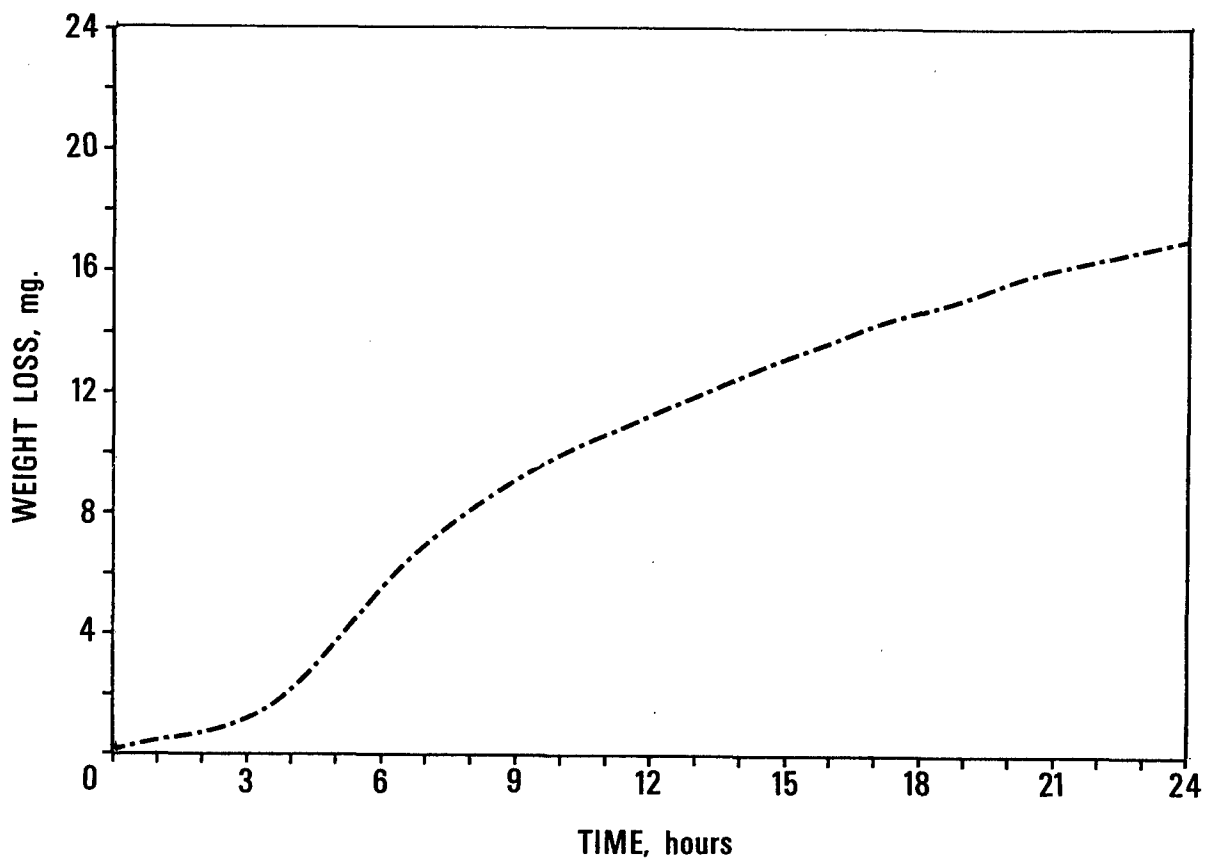


Figure 27. TGA Curve of Silicone Rubber EMS 345 (AF 066).
Specimen Weight - 6.6071 grams

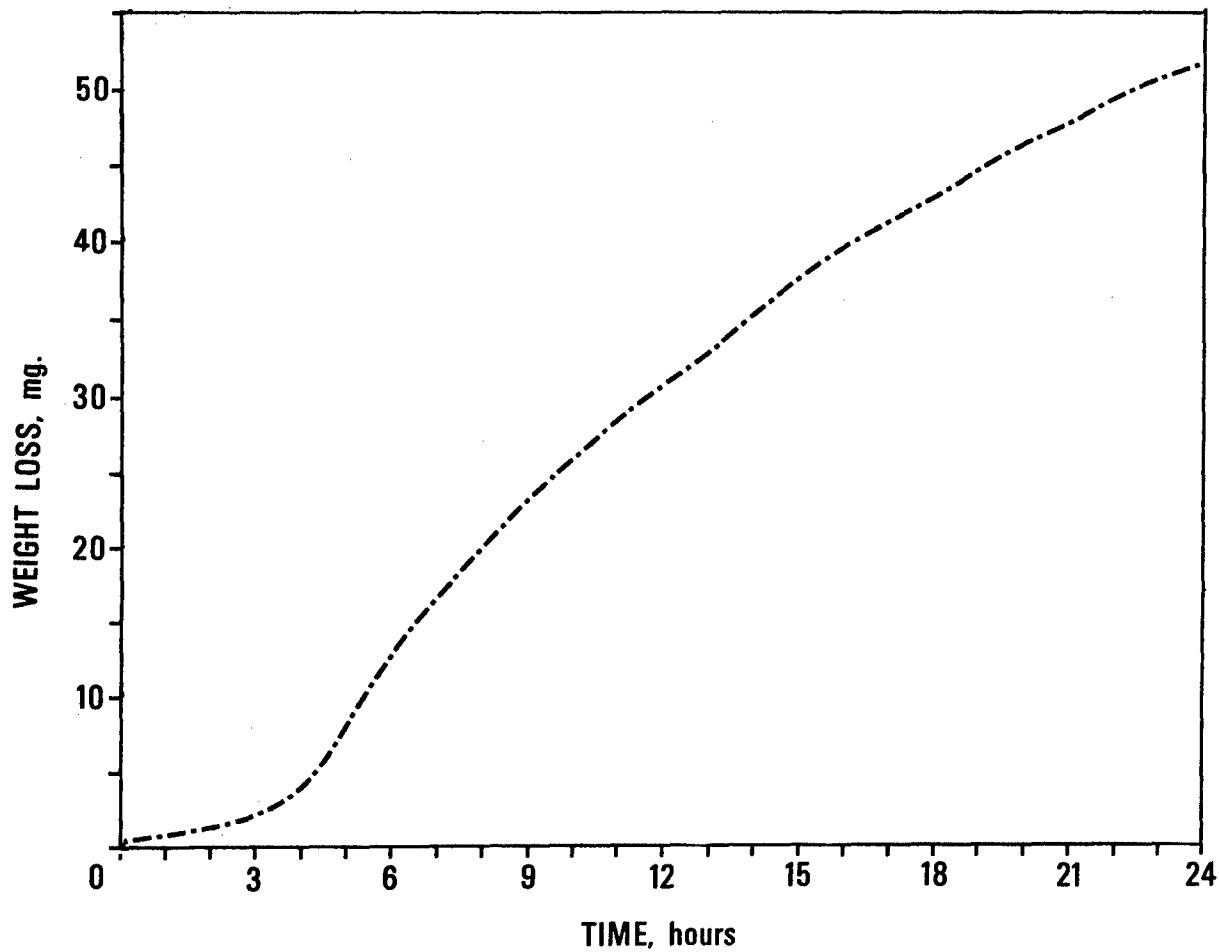


Figure 28. TGA Curve of Hapalon Rubber EMS 355 (AF 068).
Specimen Weight - 10.2164 grams

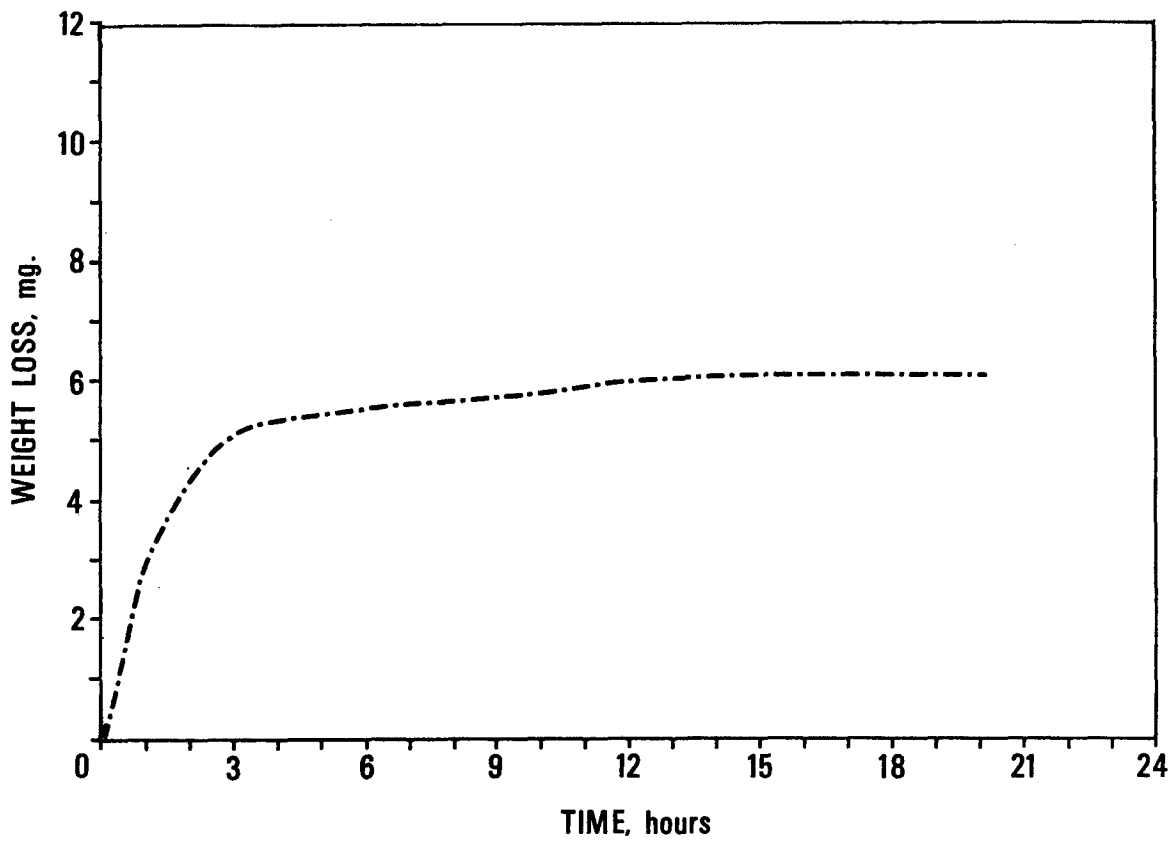


Figure 29. TGA Curve of Urethane EMS 366 (AF 071).
Specimen Weight - 6.0081 grams

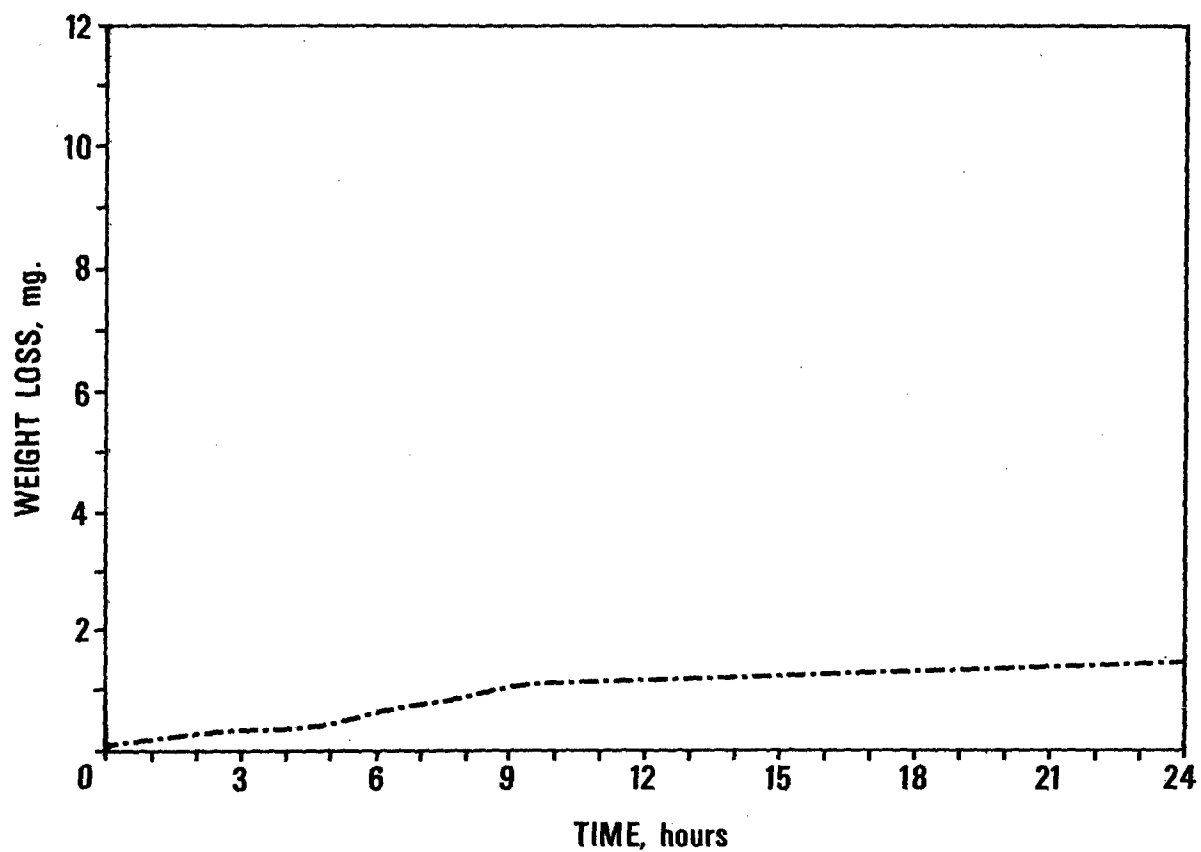


Figure 30. TGA Curve of Polyester (Dacron) Silicone (AF 073).
Specimen Weight - 2.8895. grams

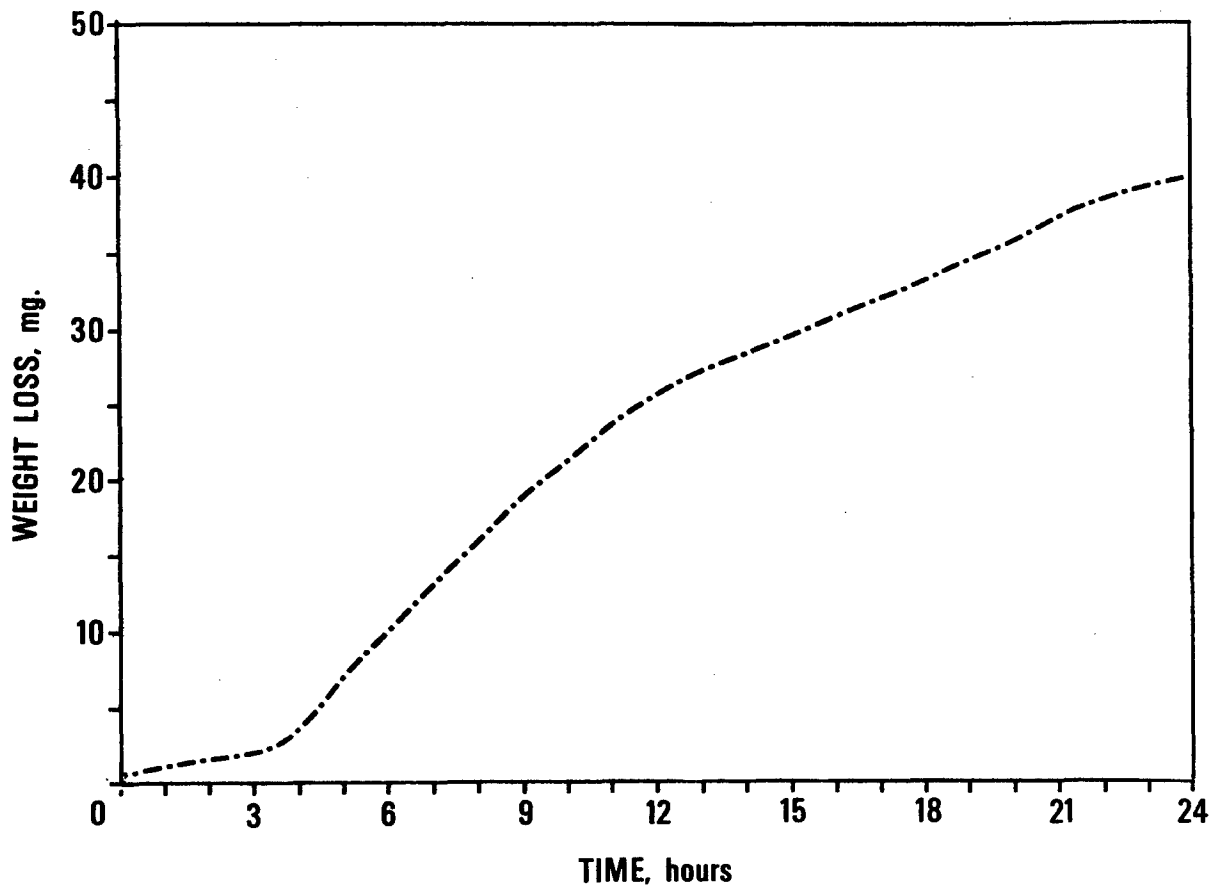


Figure 31. TGA Curve of Epoxy Primer M-602 (AF 203).
Specimen Weight - 5.2887 grams

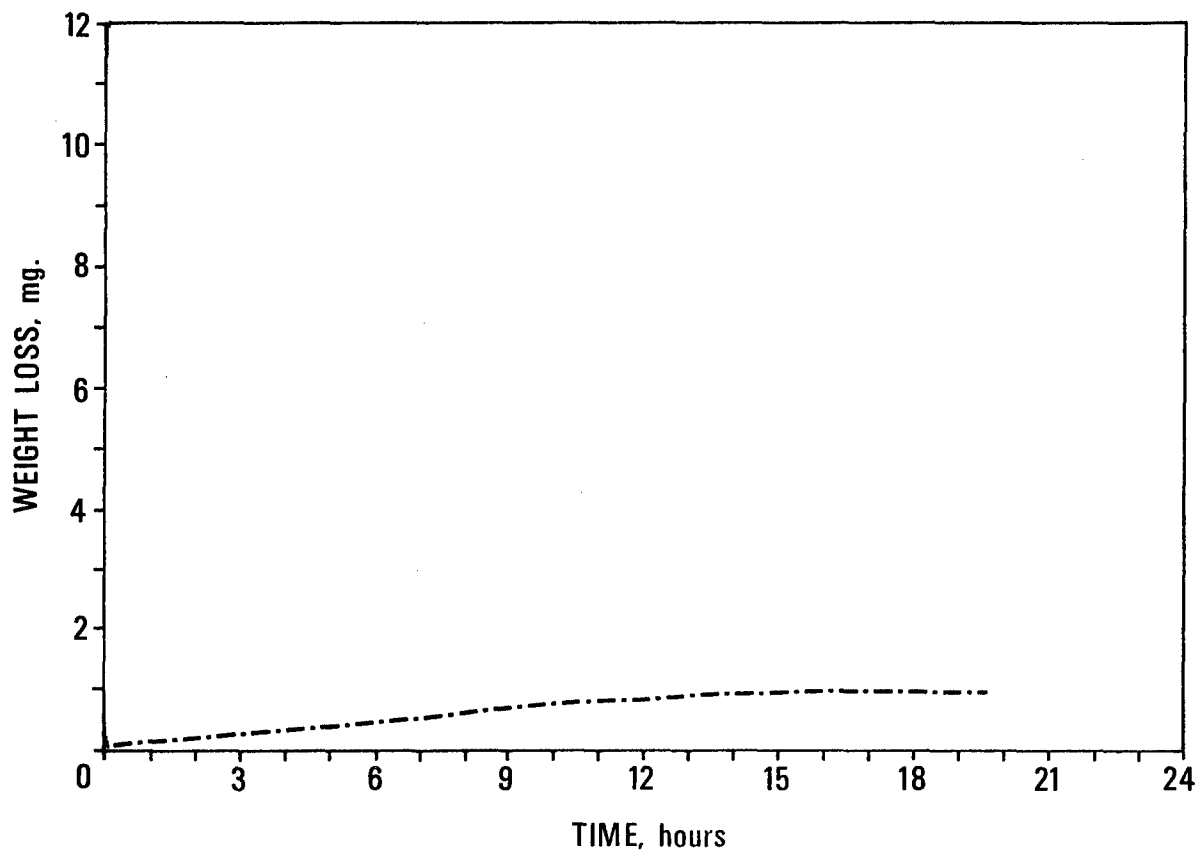


Figure 32. TGA Curve of Irradiated Polyolefin,
Thermofit RNF, CRN (AF 209).
Specimen Weight - 8.1098 g

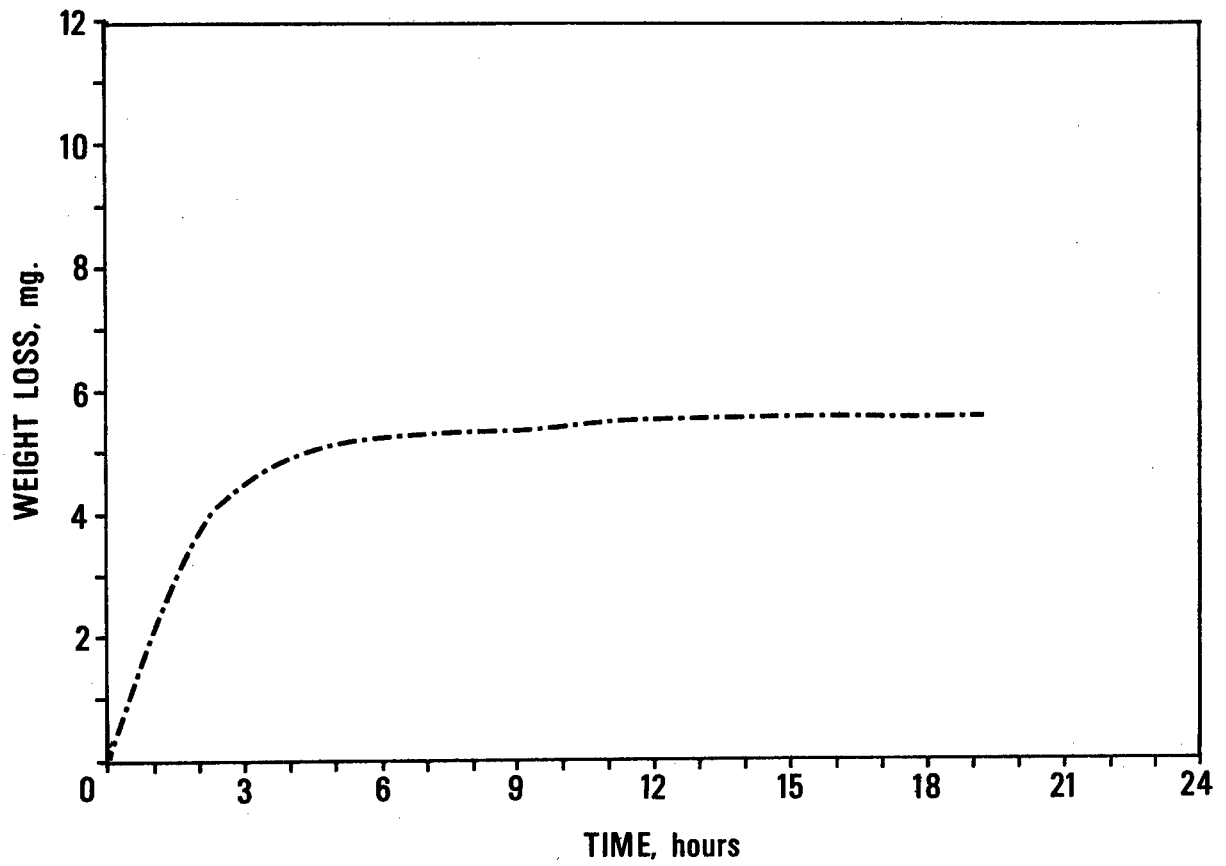


Figure 33. TGA Curve of Mylar Polyester (AF 251).
Specimen Weight - 6.3206 grams

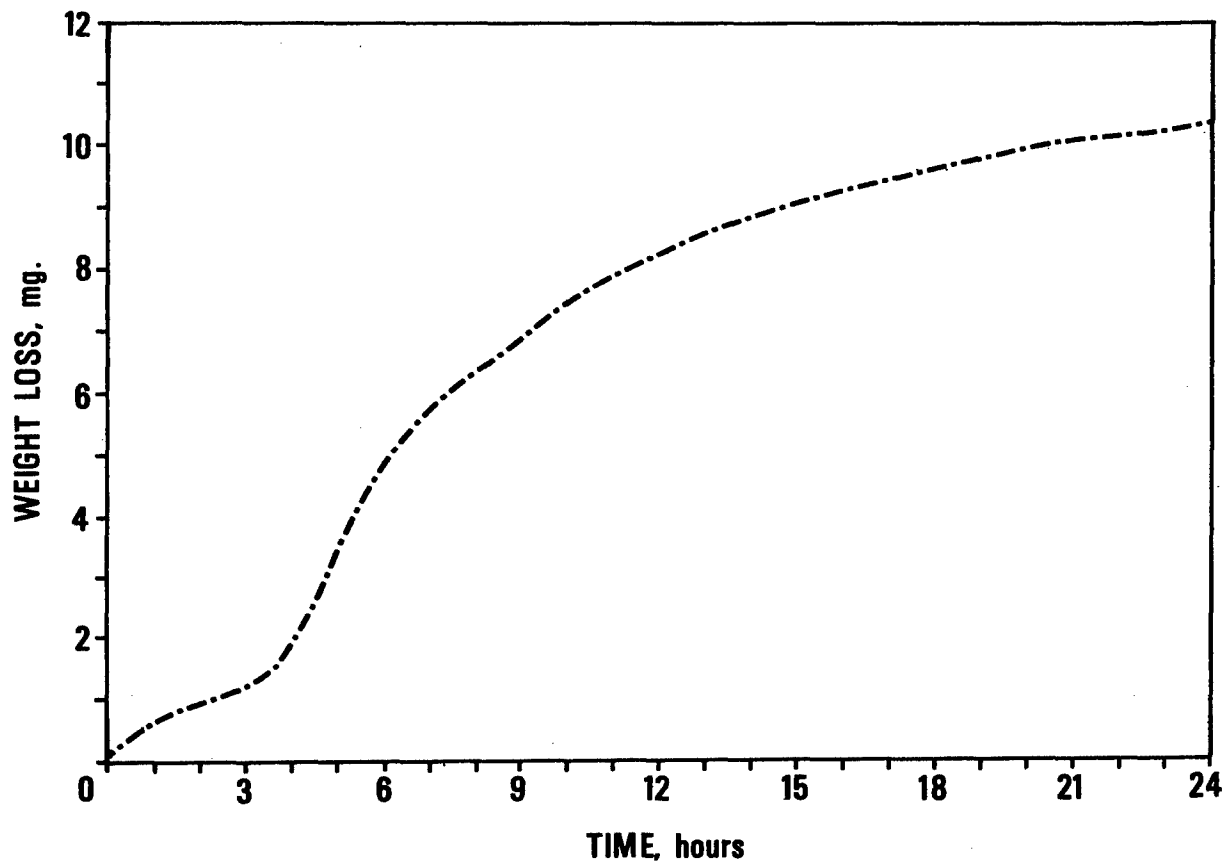


Figure 34. TGA Curve of Irradiated Polyolefin,
Thermofit RNF (AF 266).

Specimen Weight - 6.2638 grams

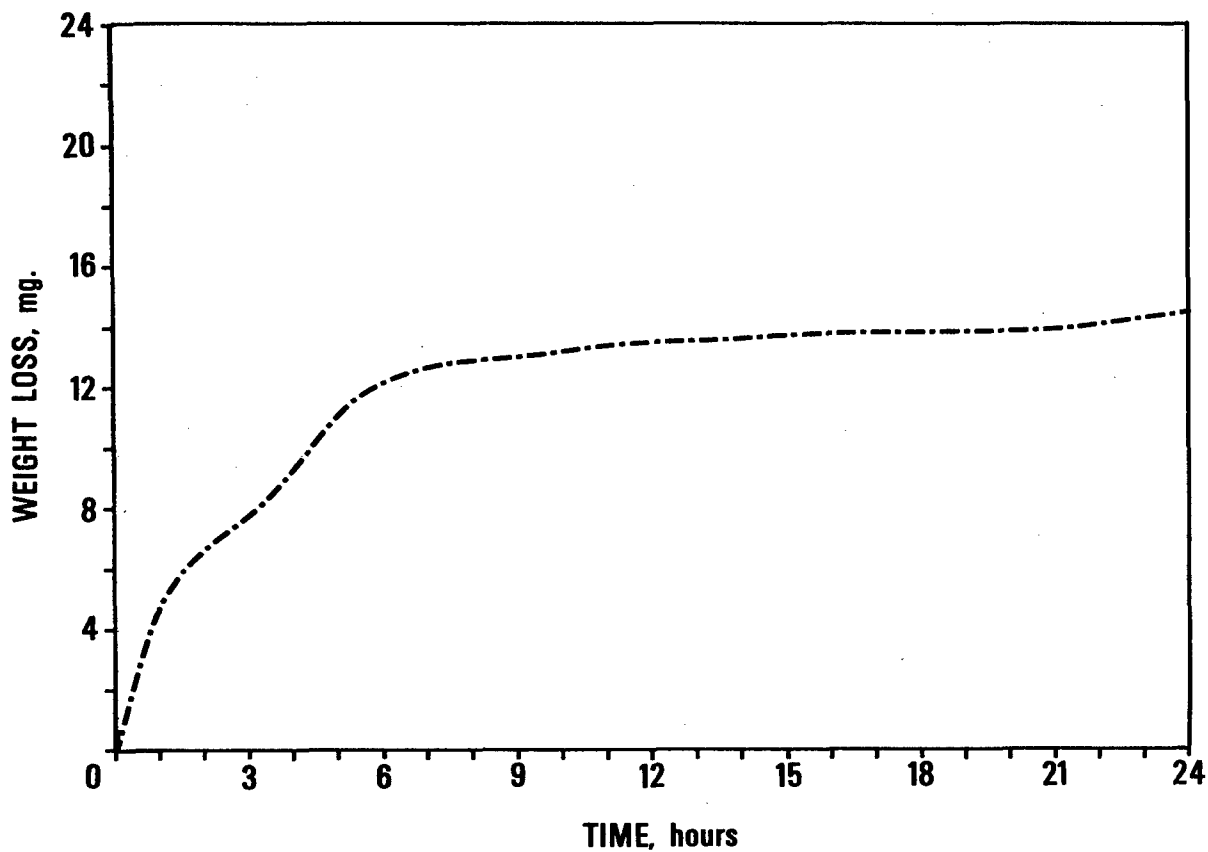


Figure 35. TGA Curve of Eccobond 70C Adhesive (AF 302).
Specimen Weight - 11.1985 grams

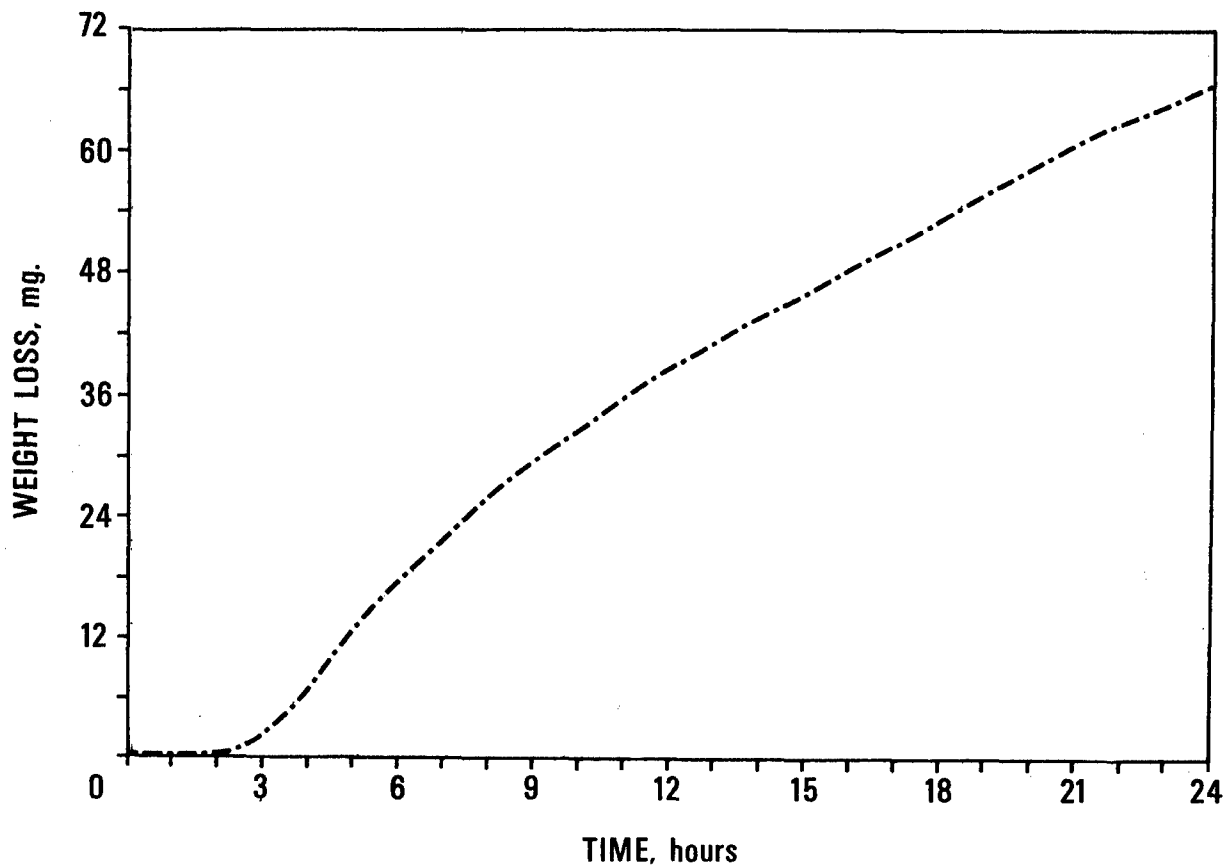


Figure 36. TGA Curve of Thermoplastic Coating,
1169 A/B Coating (AF 325).
Specimen Weight - 2.4288 grams

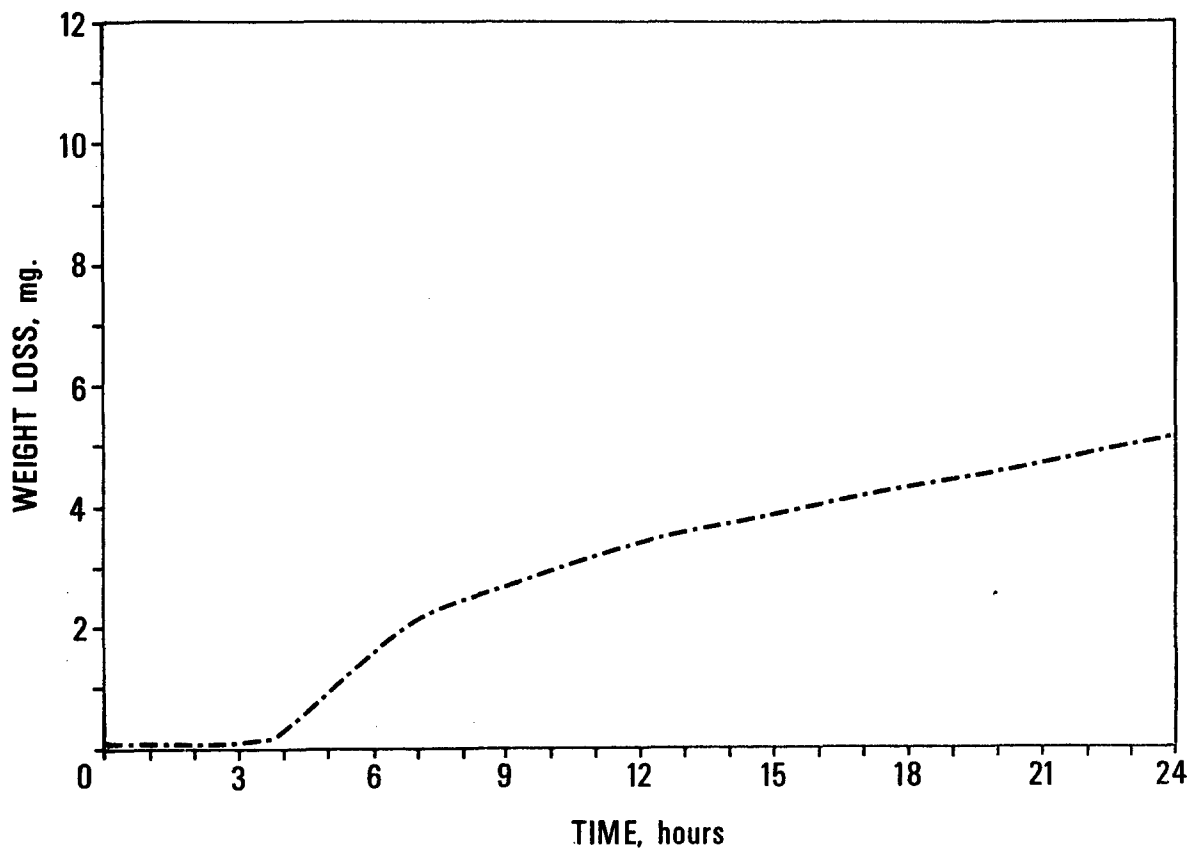


Figure 37. TGA Curve of Stycast 1090 CAT-1 (AF 402).
Specimen Weight - 9.5619 grams

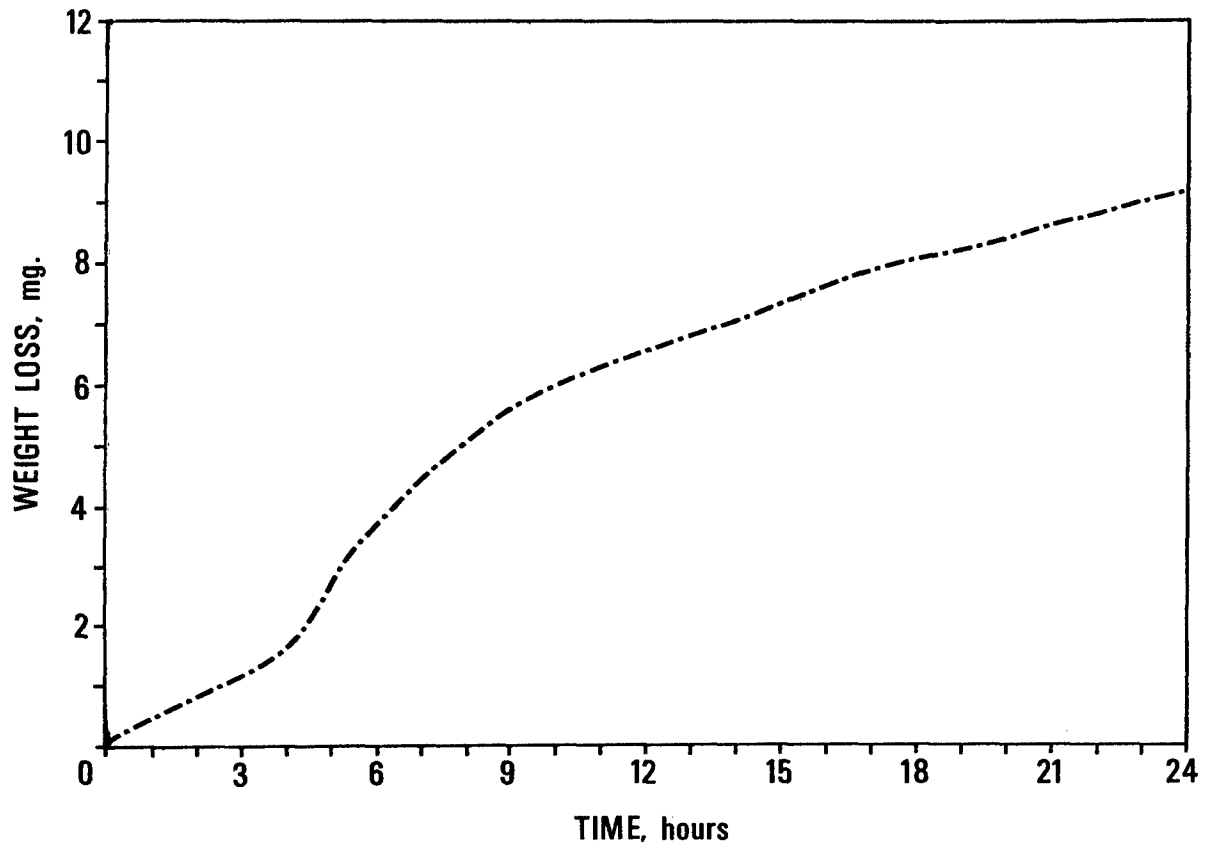


Figure 38. TGA Curve of Stycast 2651-50 CAF1 (AF 403).
Specimen Weight - 10.5348 grams

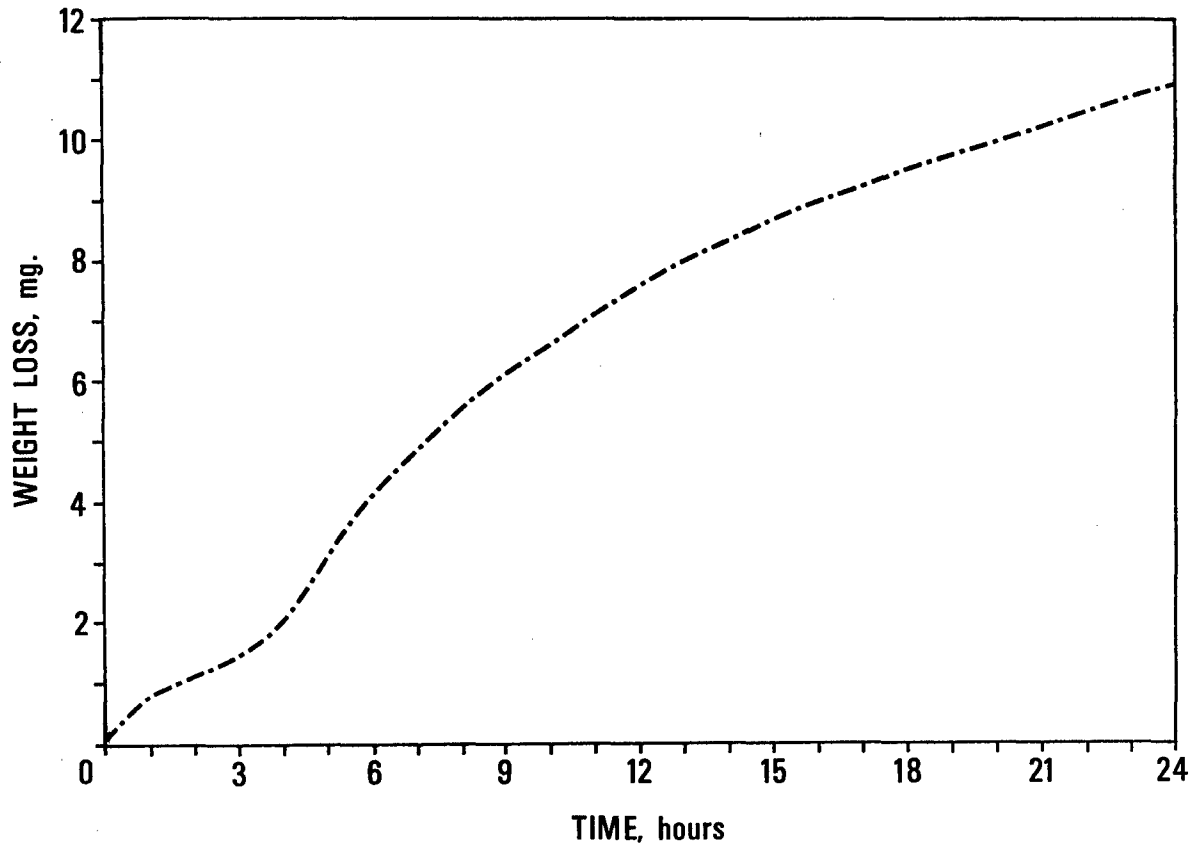


Figure 39. TGA Curve of Silicone RTV 521 (AF 406).
Specimen Weight - 11.7090 grams

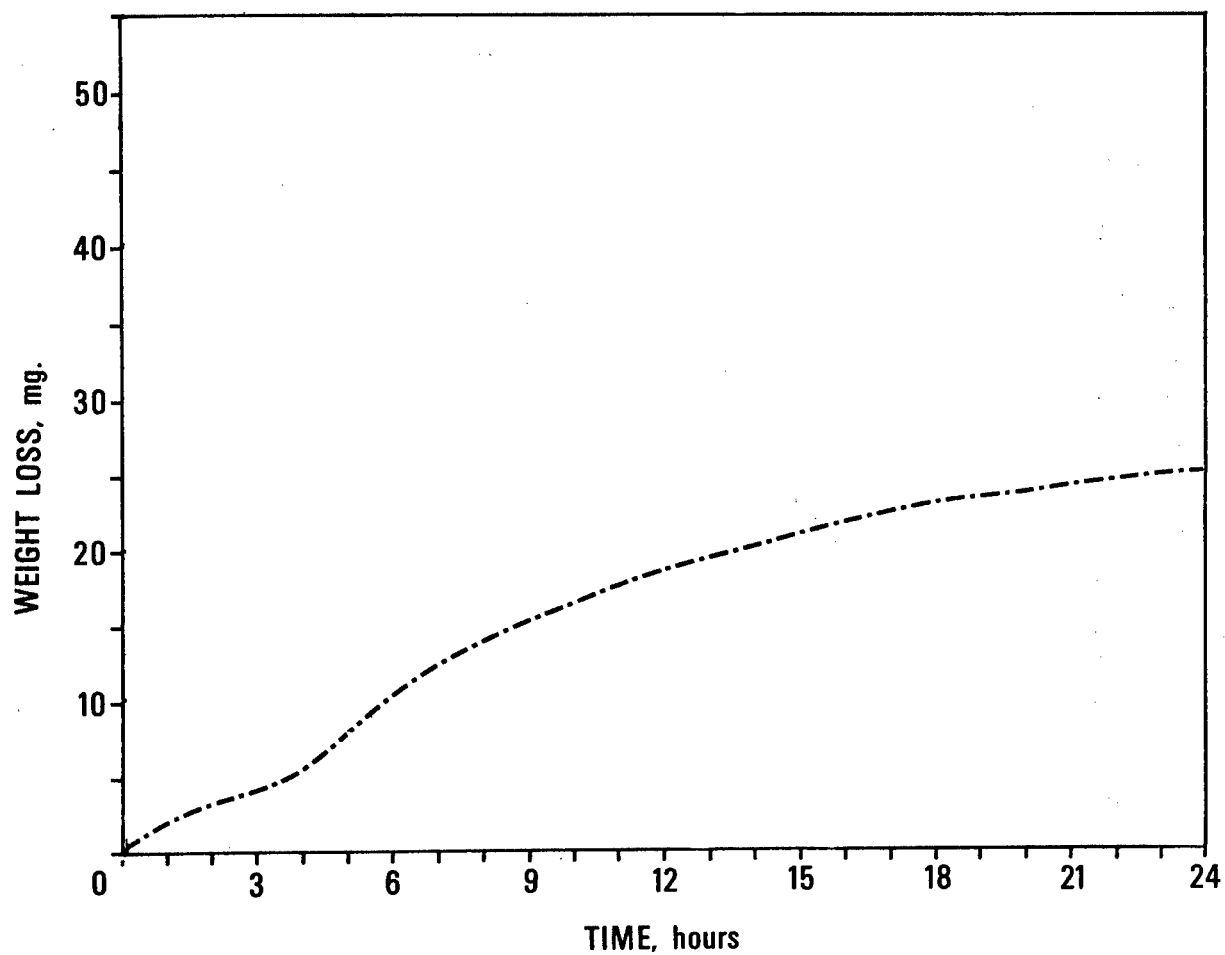


Figure 40. TGA Curve of Adiprene L-100 MCC Adhesive (AF 421).
Specimen Weight - 11.3395 grams

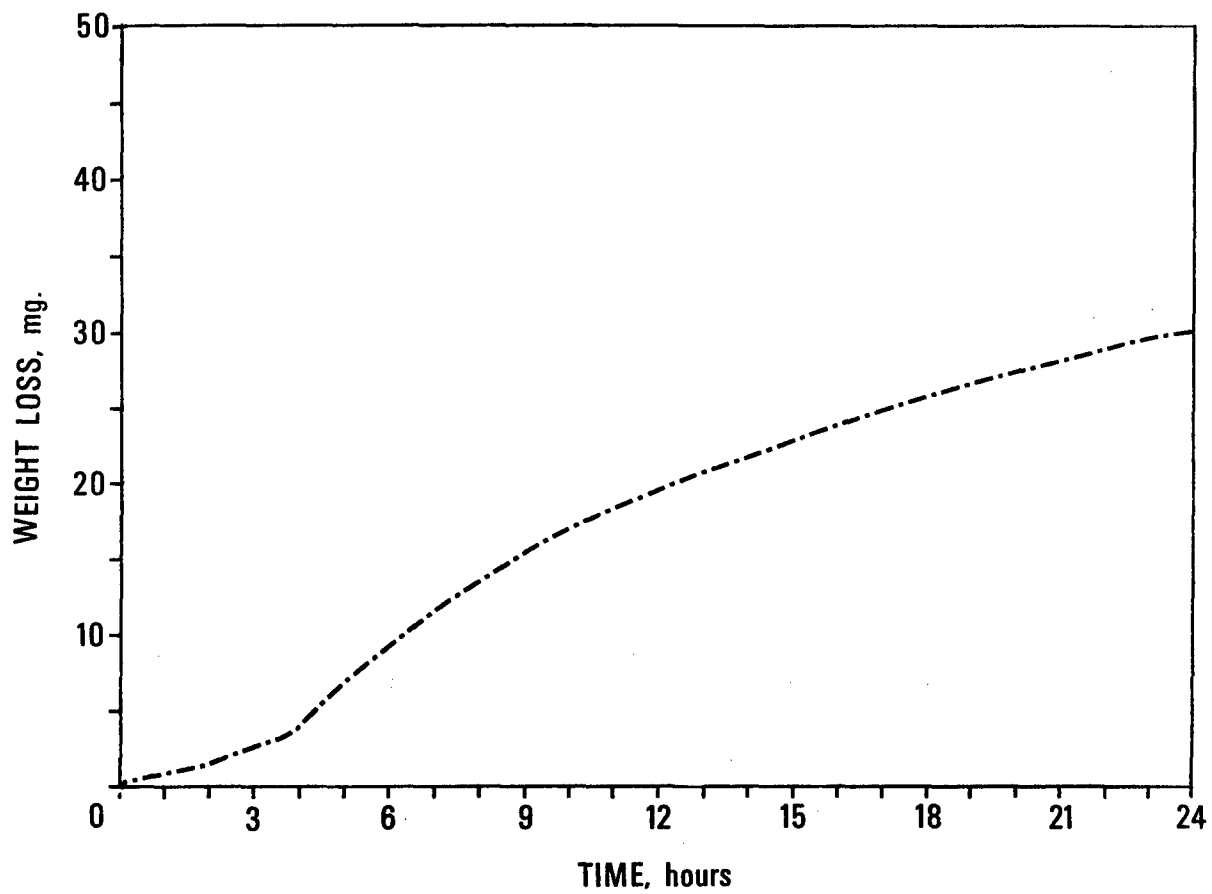


Figure 41. TGA Curve of Silicone RTV 502 Rubber (AF 451).
Specimen Weight - 9.4696 grams

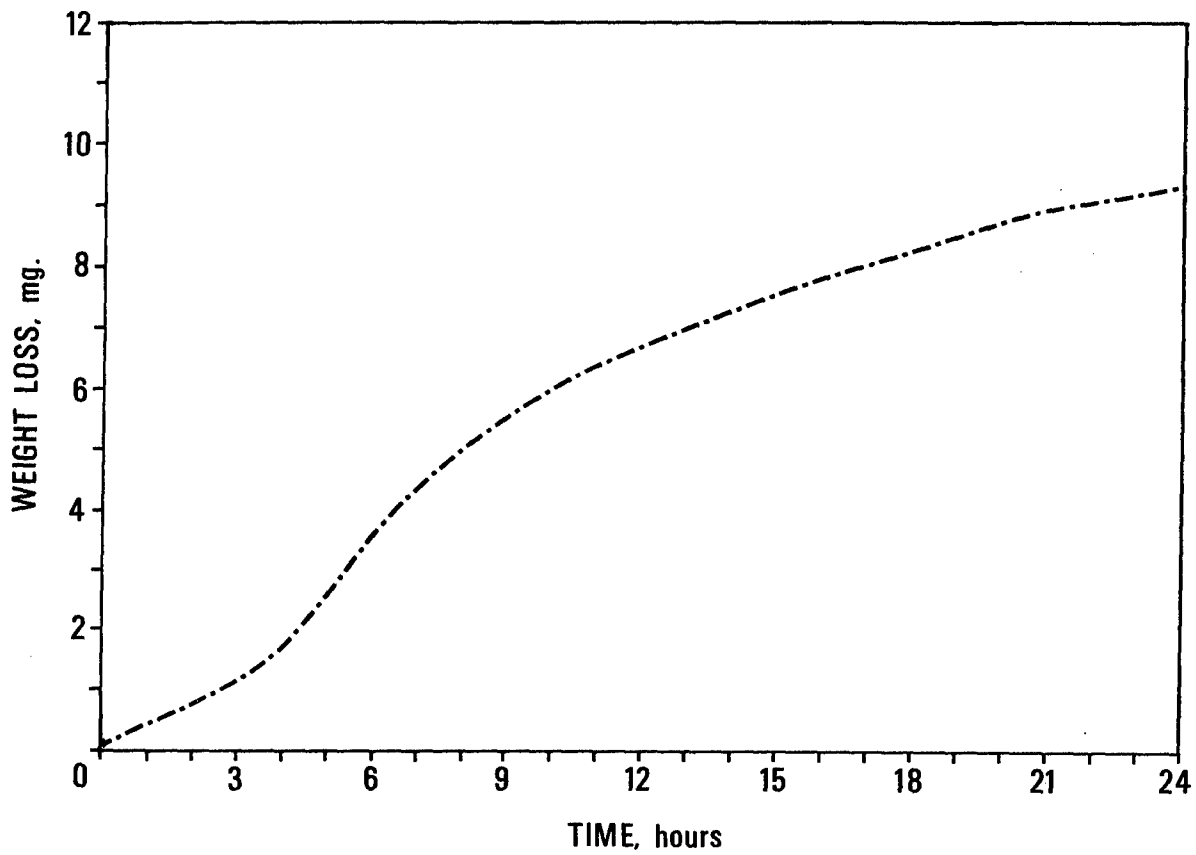


Figure 42. TGA Curve of Silicone Q30079 (AF 454).
Specimen Weight - 6.7228 grams

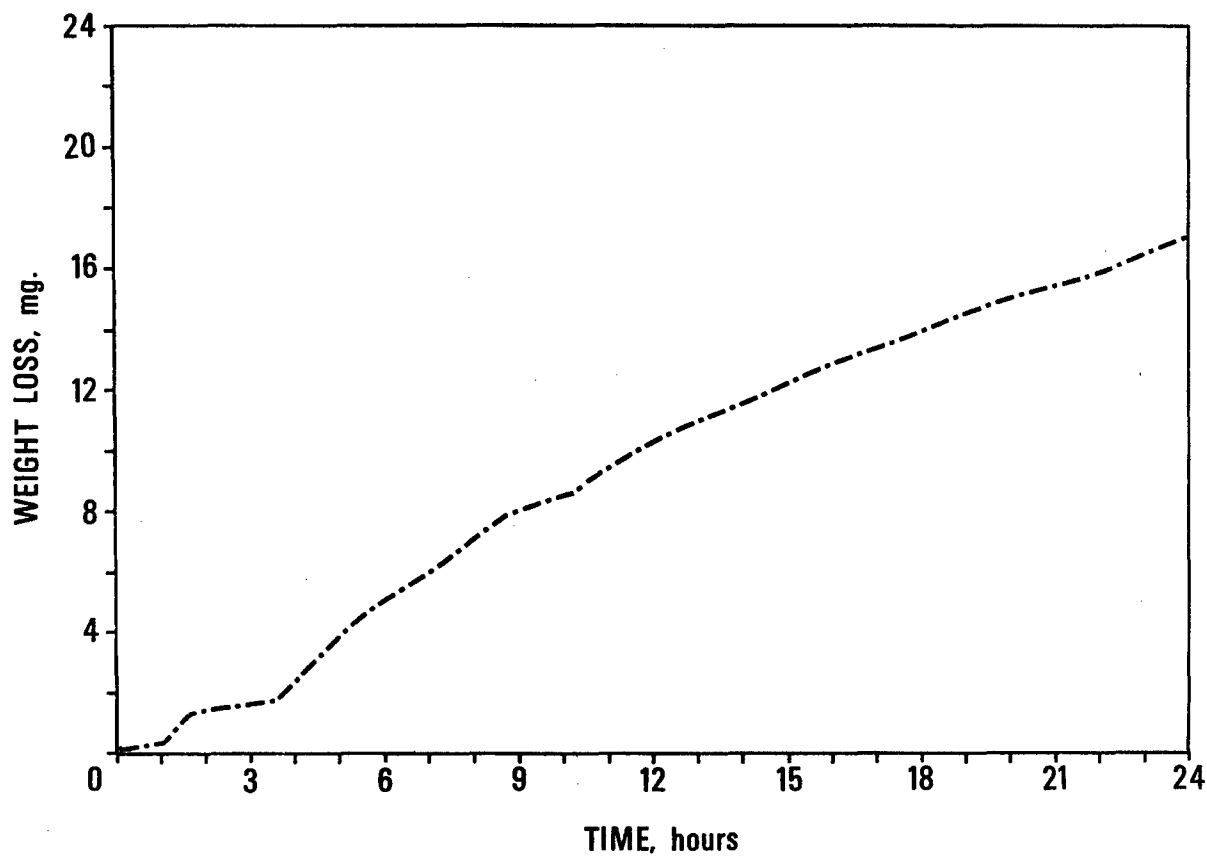


Figure 43. TGA Curve of Silicone RTV 503 (AF 459).
Specimen Weight - 9.9523 grams

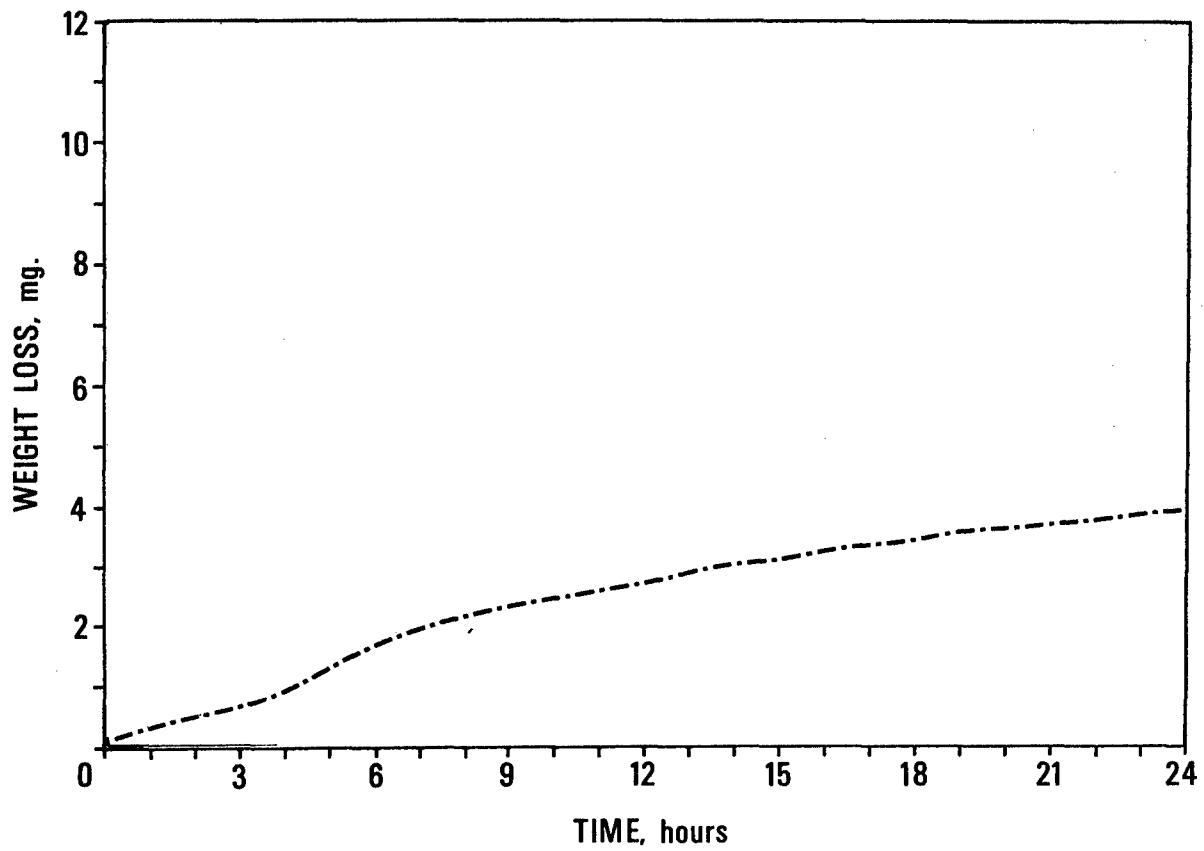


Figure 44. TGA Curve of Tape, Stycast 2651-CAT 9 (AF 495).
Specimen Weight - 10.2746 grams

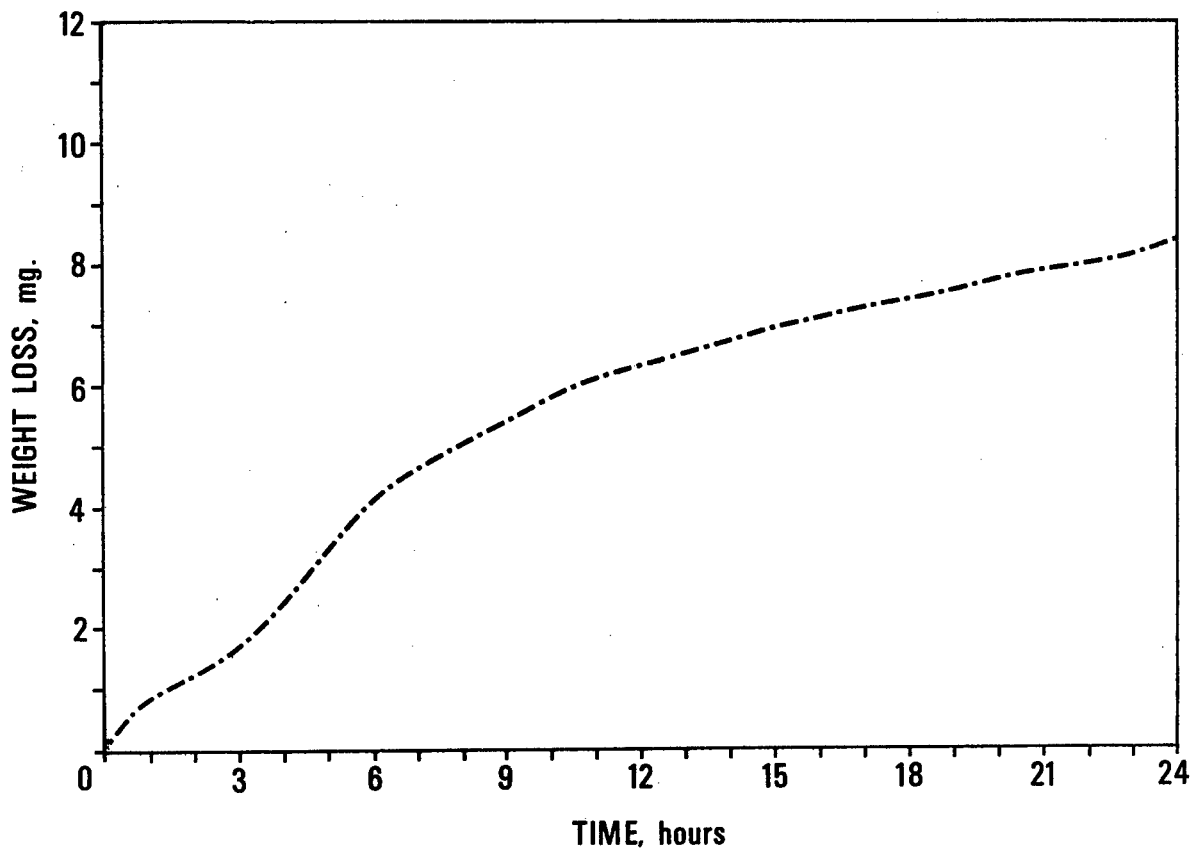


Figure 45. TGA Curve of Oil, Aero Shell #7 (AF 505).
Specimen Weight - 7.8232 grams

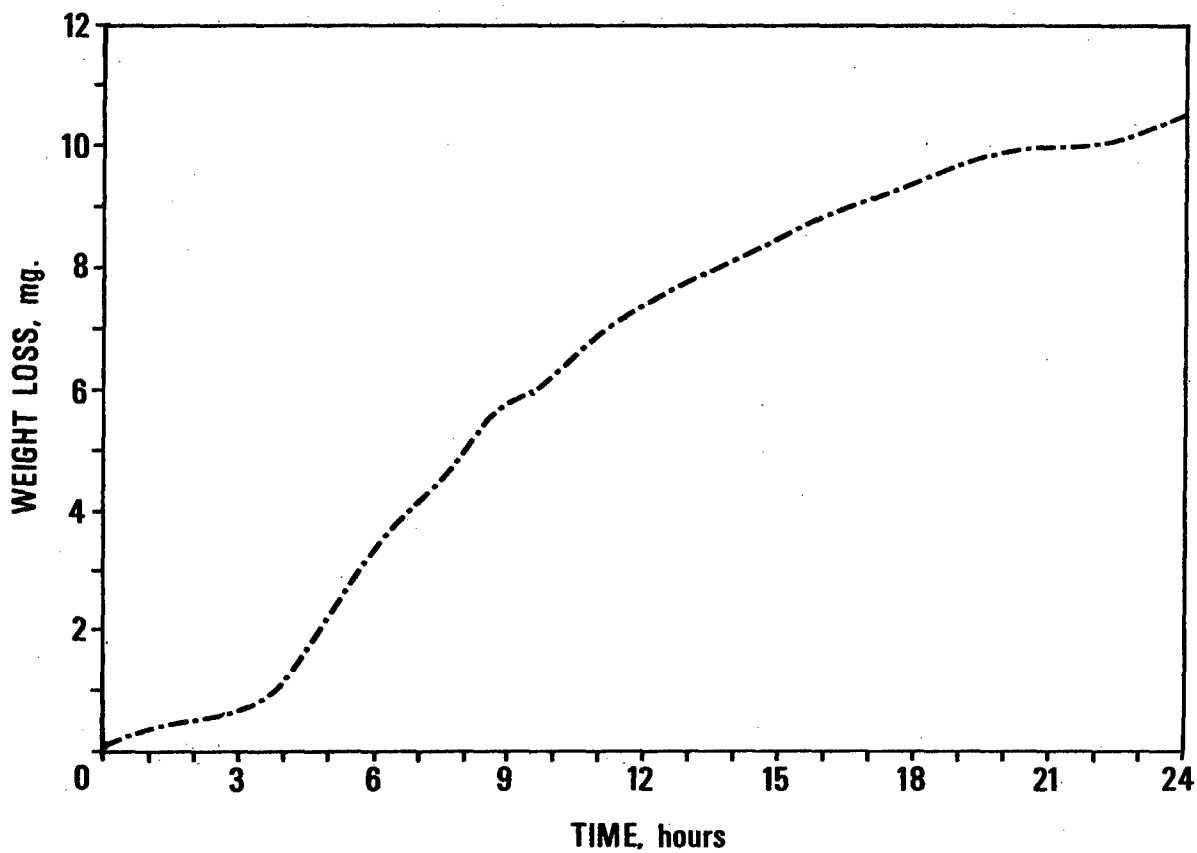


Figure 46. TGA Curve of Paint, Lacquer Stik White (AF 515).
Specimen Weight - 3.2812 grams

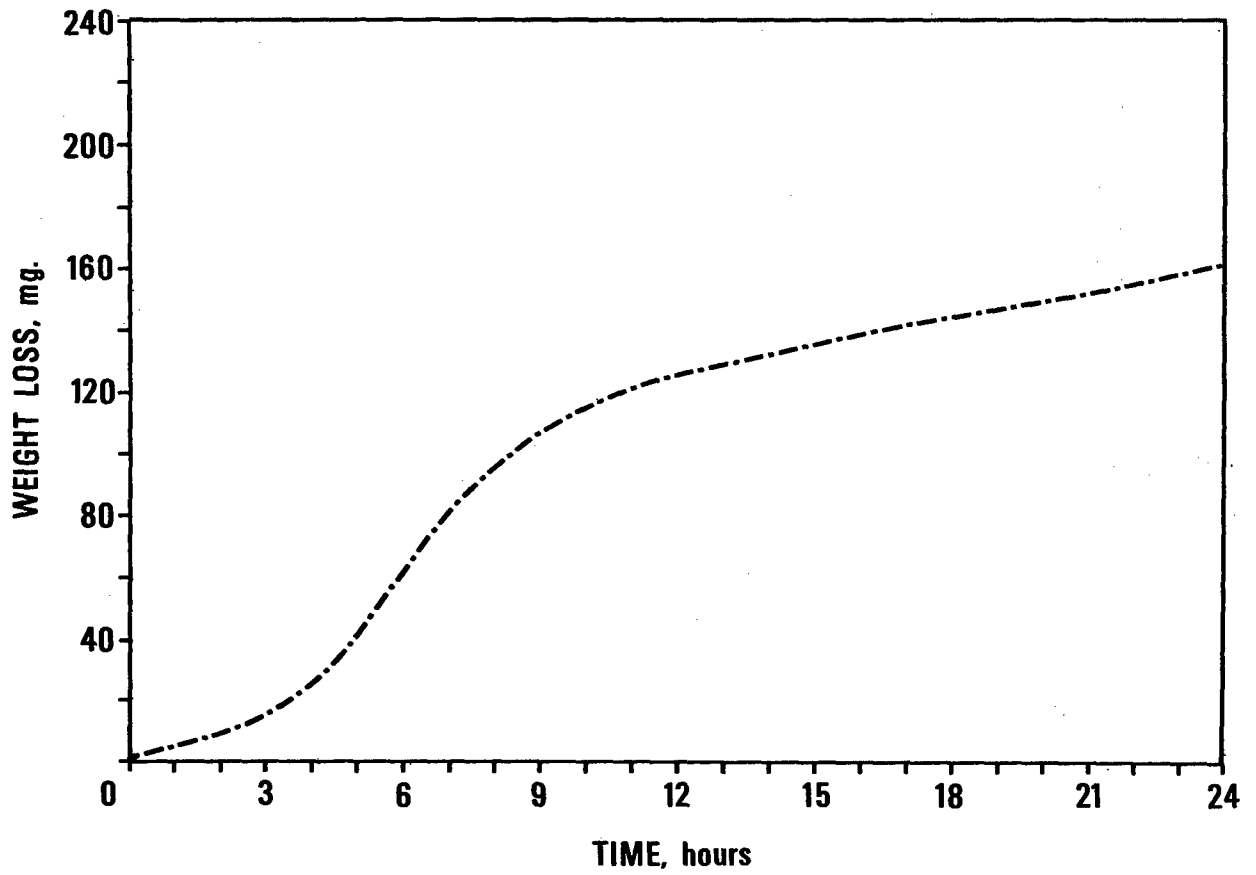


Figure 47. TGA Curve of Conductive Paint (AF 522).
Specimen Weight - 9.8416 grams

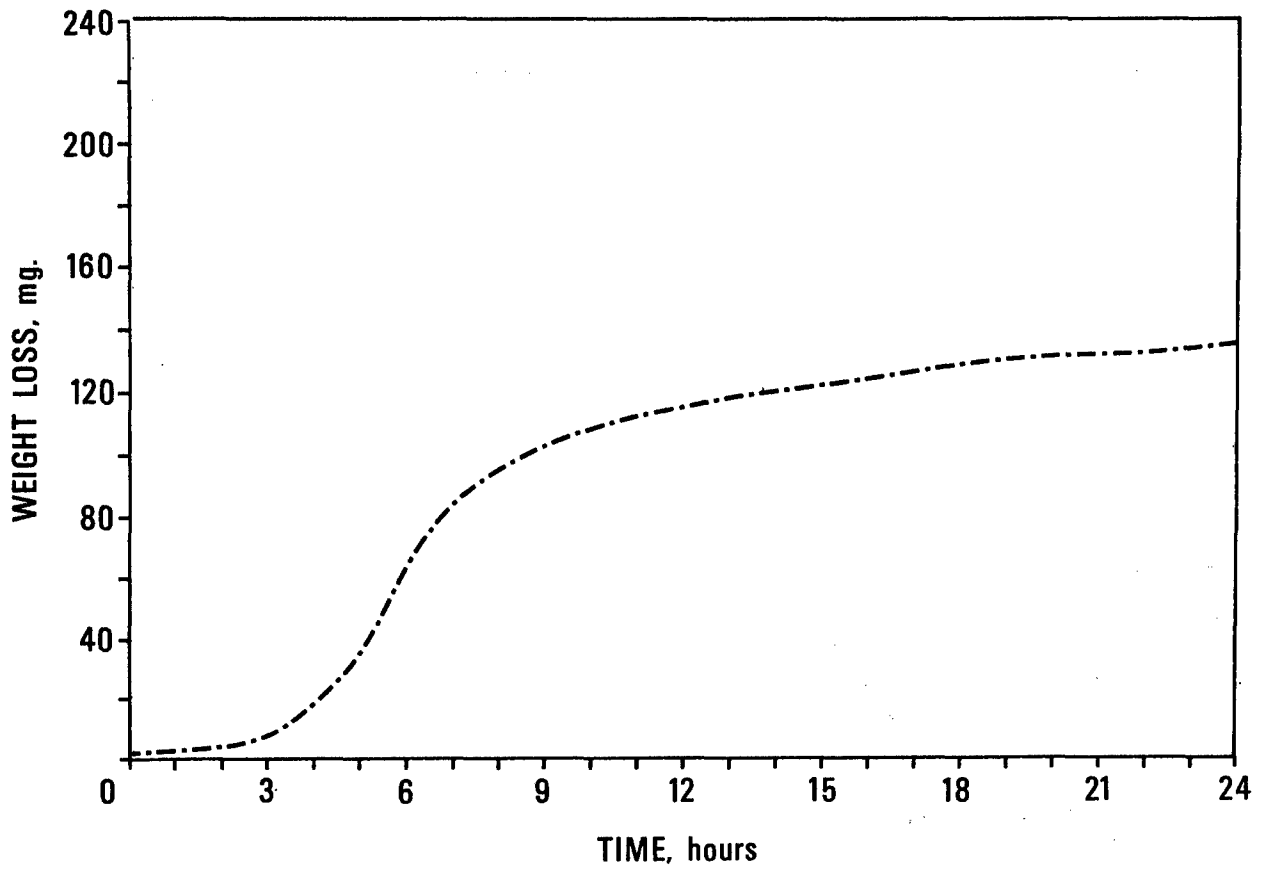


Figure 48. TGA Curve of Resin Emerlon 310 (AF 527).
Specimen Weight - 8.9236 grams

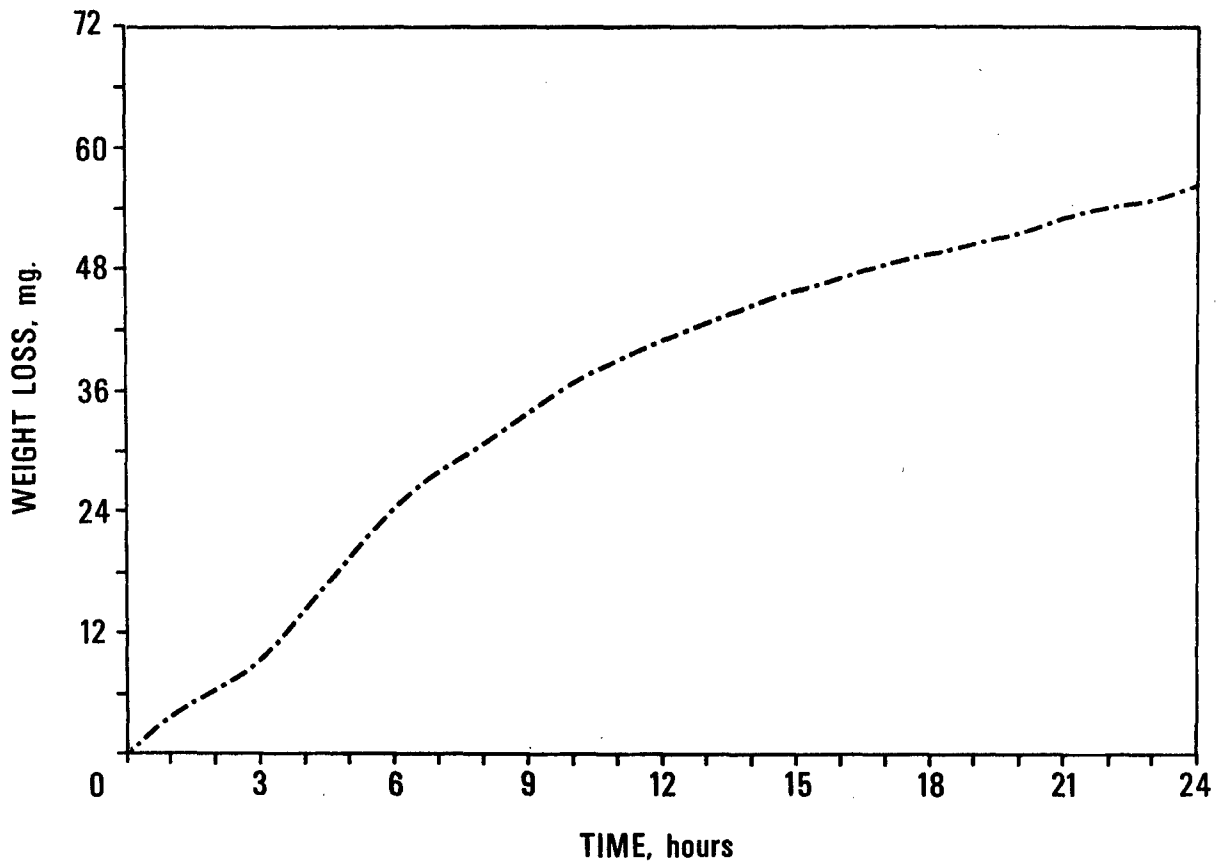


Figure 49. TGA Curve of Varnish E44 (AF 528).
Specimen Weight - 6.5904 grams

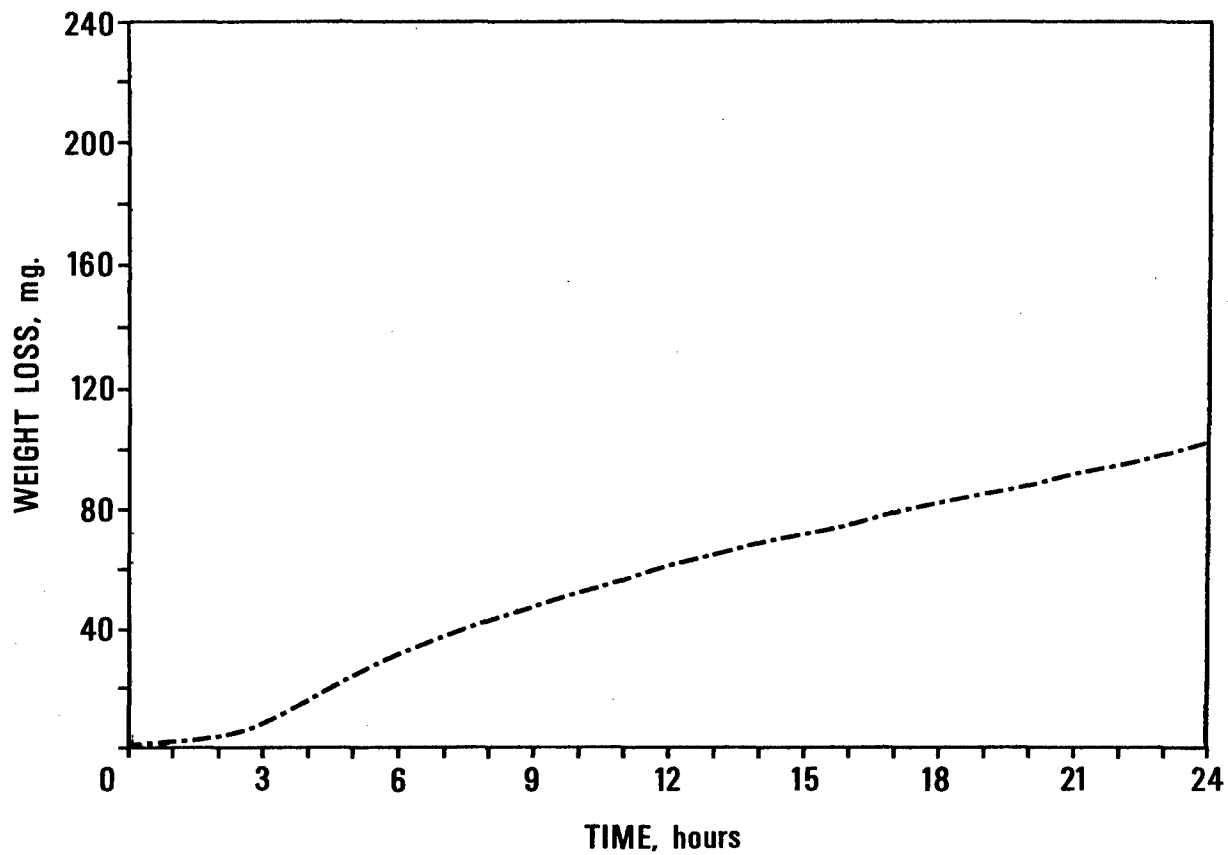


Figure 50. TGA Curve of Polyurethane PC-18 (AF 533).
Specimen Weight - 7.3303 grams

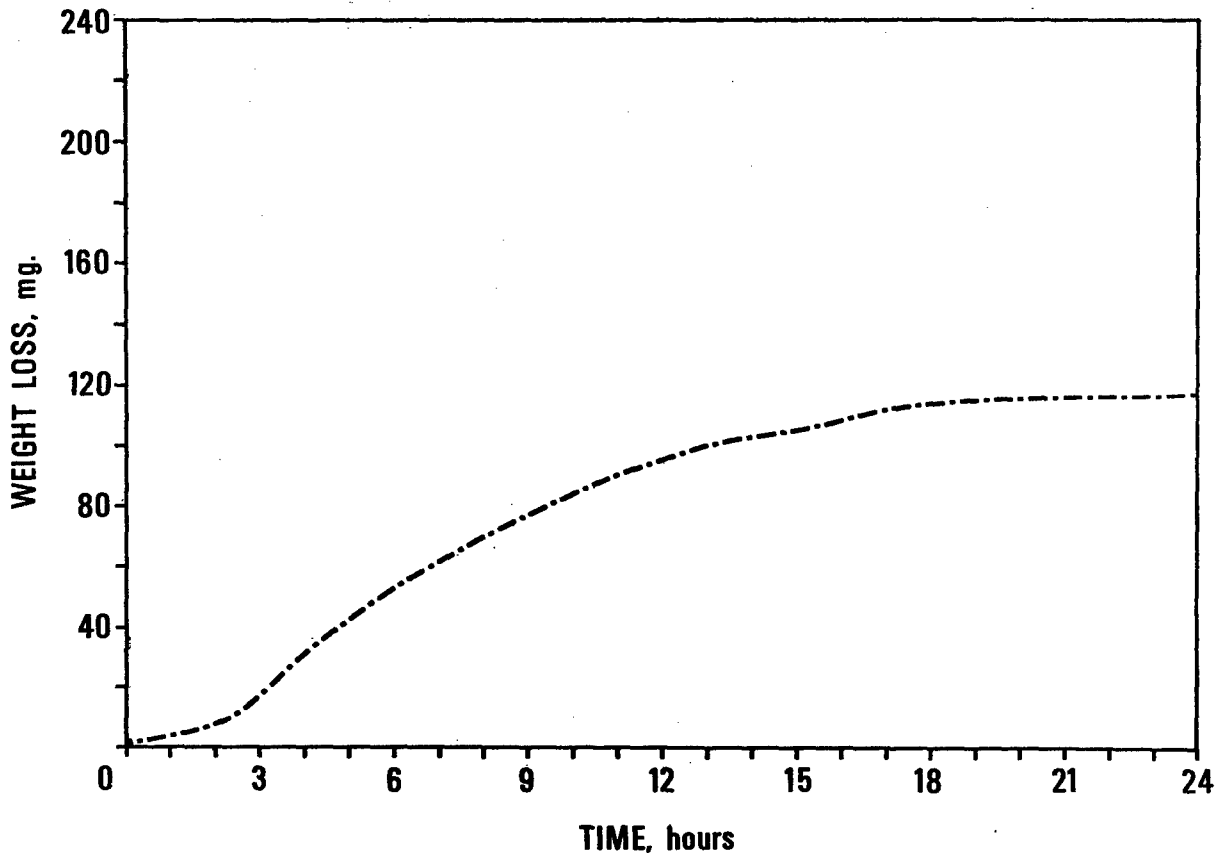


Figure 51. TGA Curve of Ink F-150 (AF 536).
Specimen Weight - 3.5743 grams

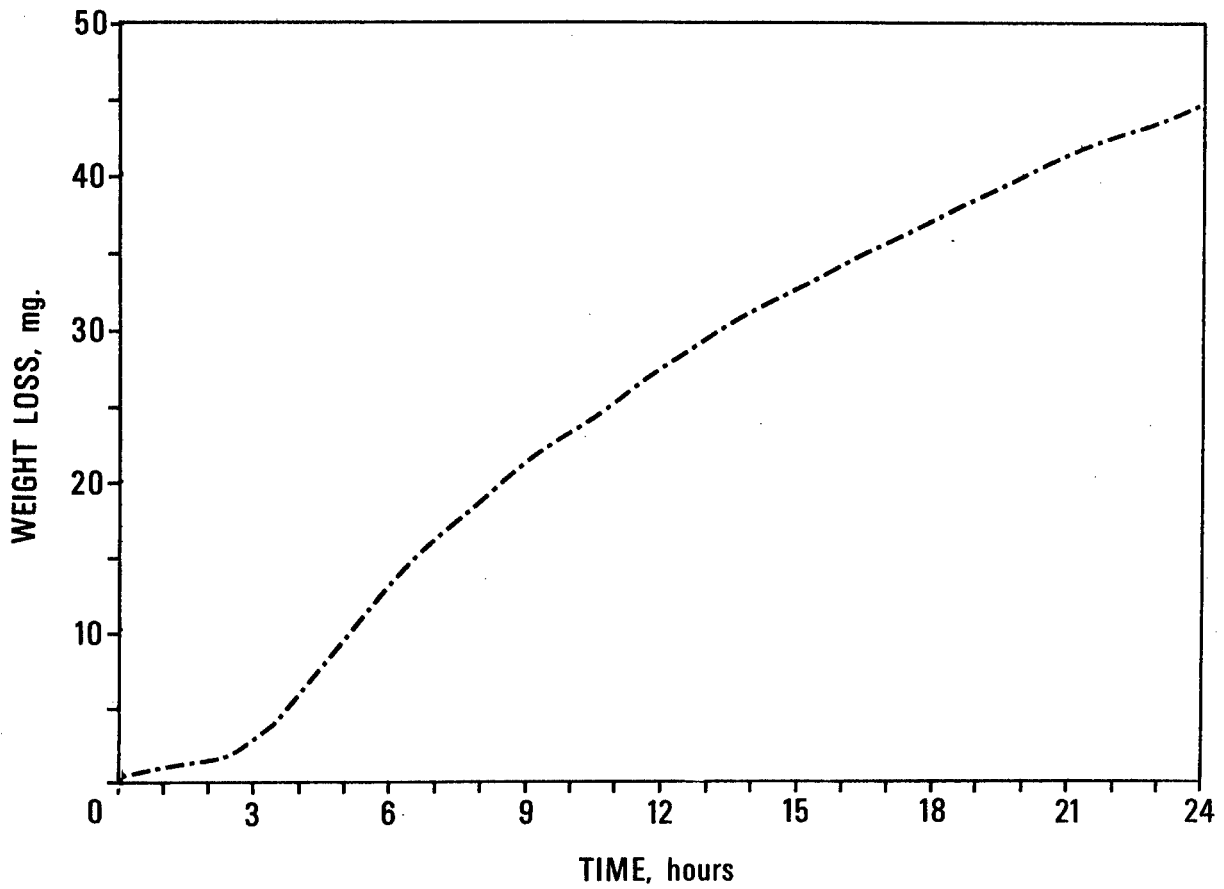


Figure 52. TGA Curve of Ink #41 Black (AF 537).
Specimen Weight - 4.3758 grams

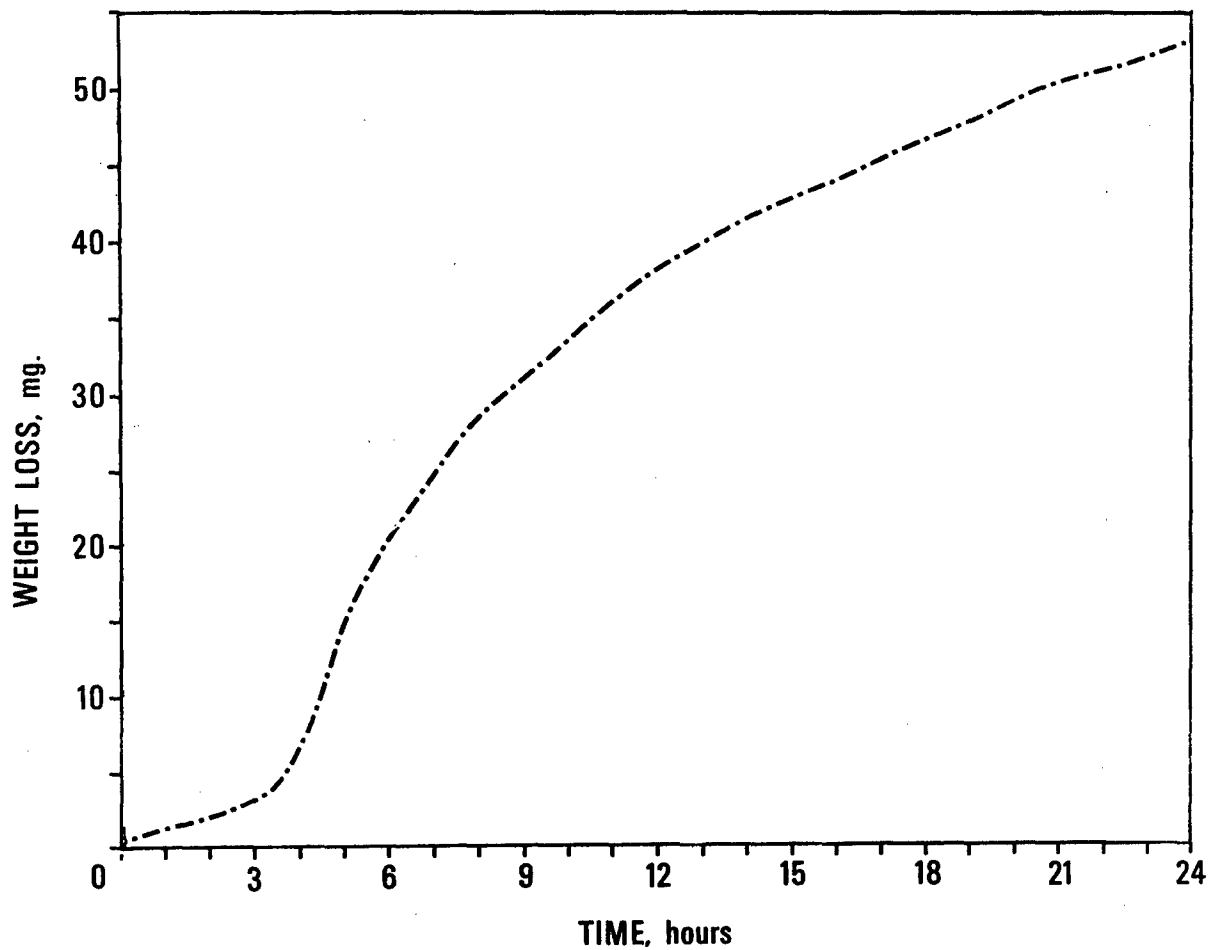


Figure 53. TGA Curve of Ink Red Marking VF-200 (AF 540).
Specimen Weight - 2.3888 grams

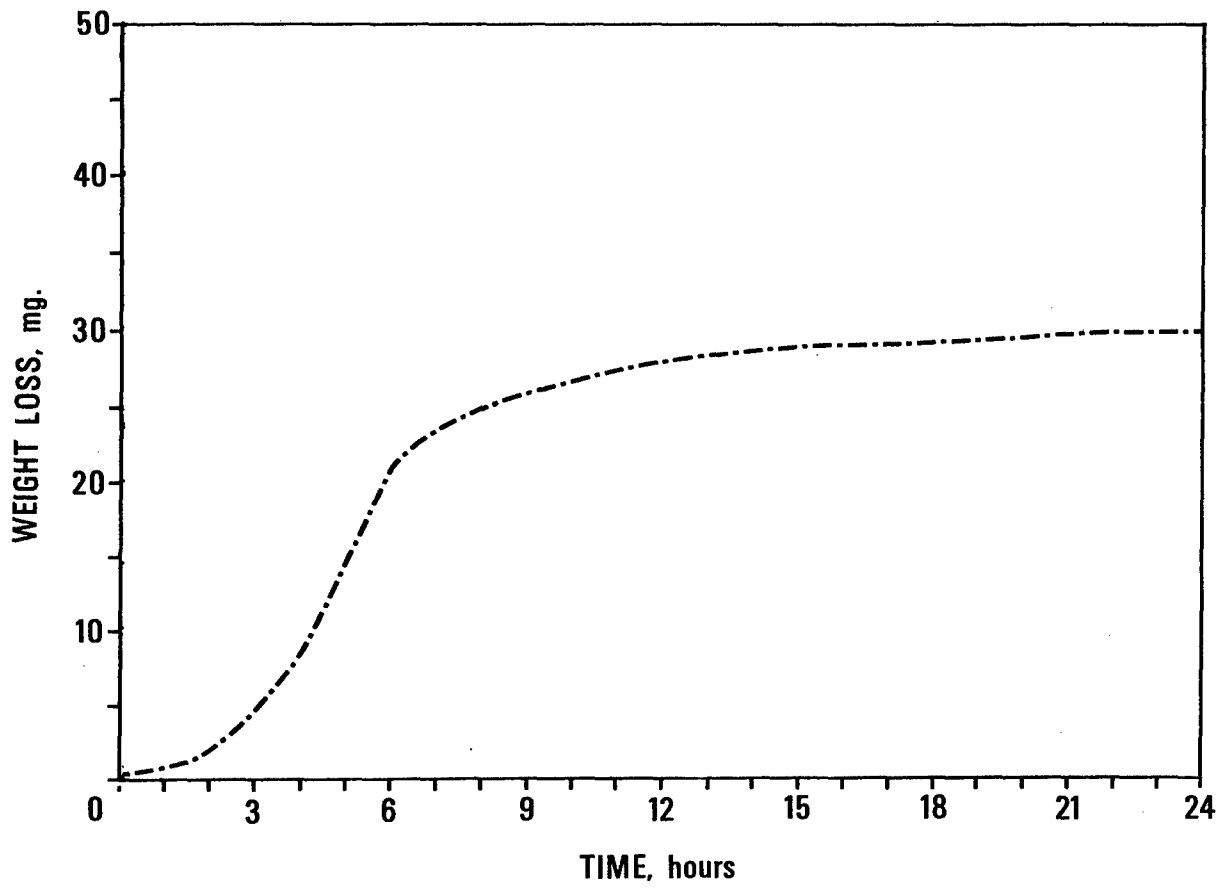


Figure 54. TGA Curve of Nylon Cord Style 18 (AF 551).
Specimen Weight - 6.6950 grams

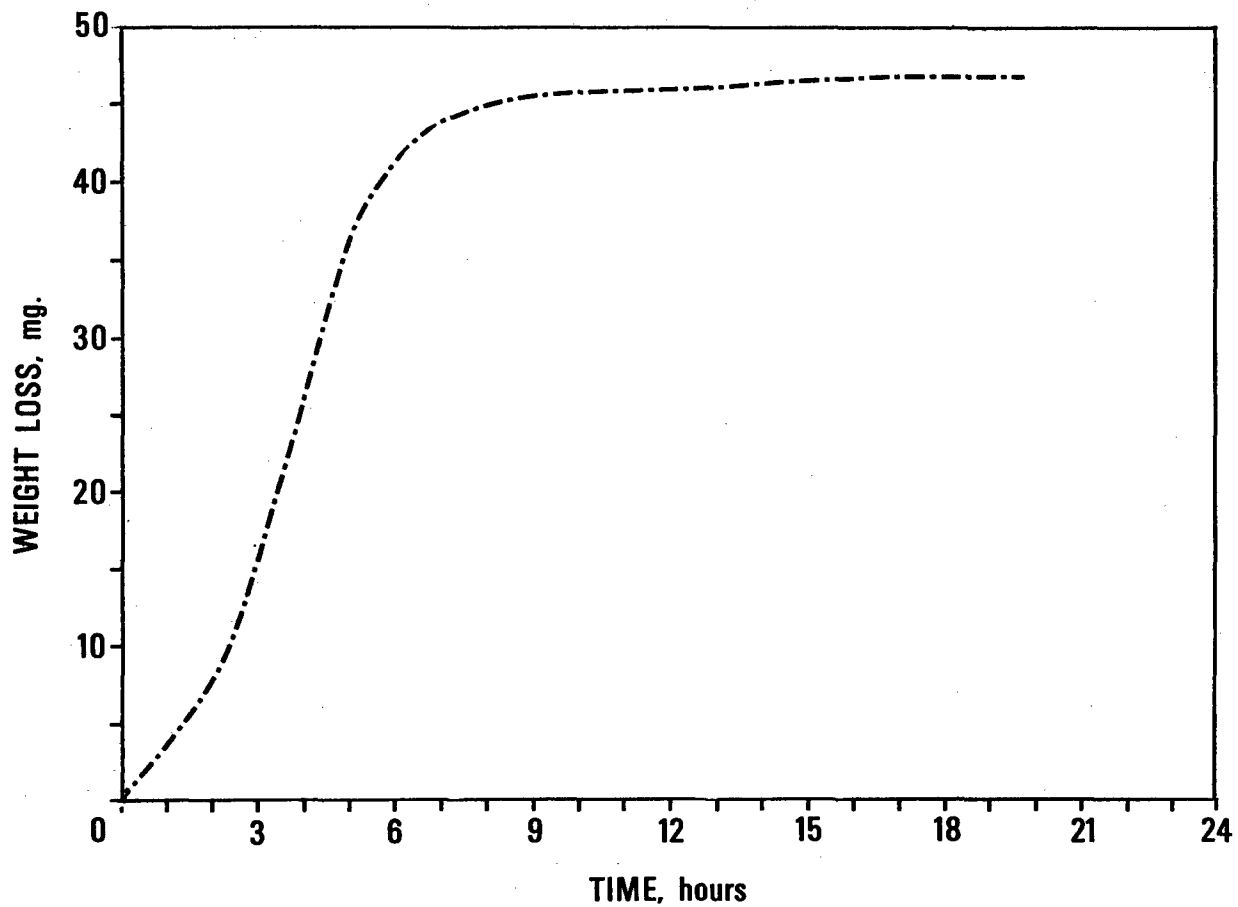


Figure 55. TGA Curve of Nylon Cord Style 21 (AF 552).
Specimen Weight - 8.9585 grams

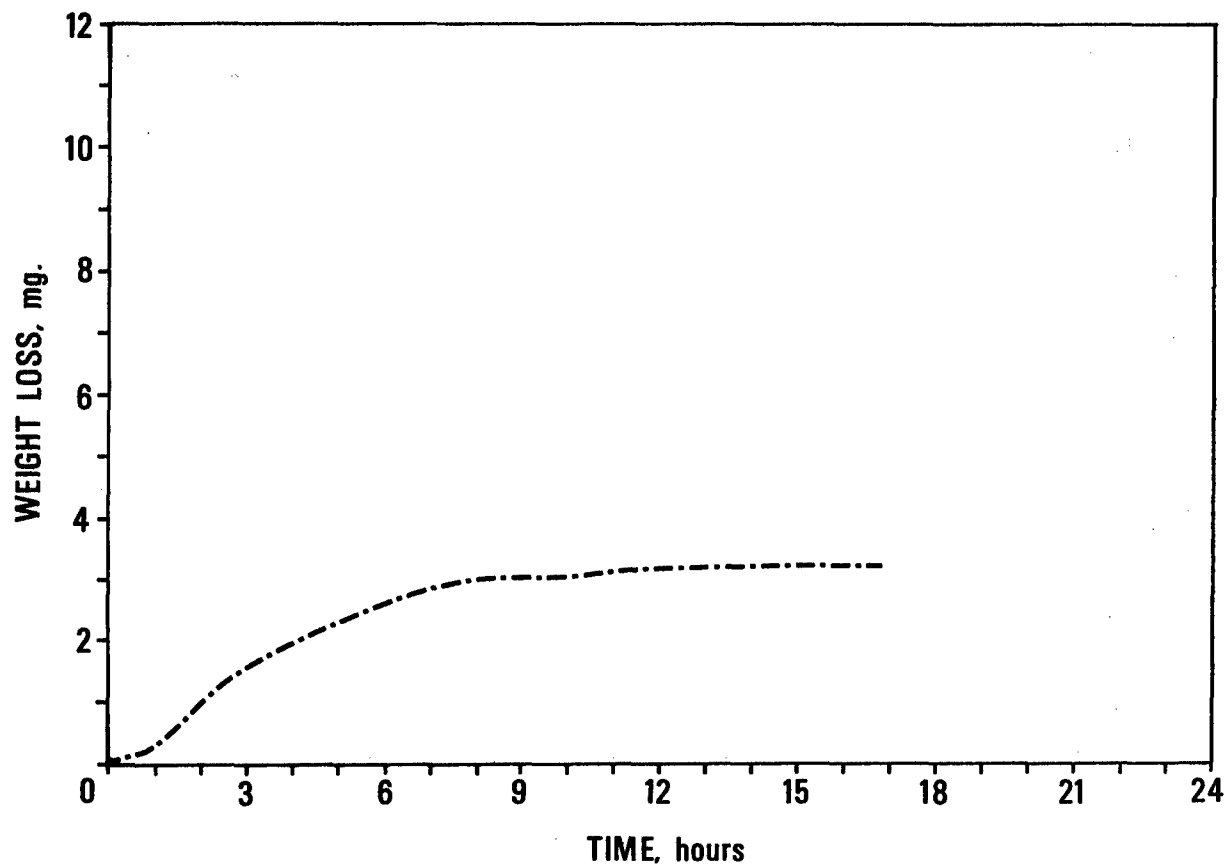


Figure 56. TGA Curve of Lastic 60,000 RF1 (AF 561).
Specimen Weight - 11.2570 grams

APPENDIX II

ANALYTICAL RESULTS
FOR
GAS-OFF EXPERIMENTS

Compounds found as gas-off products from candidate space cabin materials are listed in the following tables. Values for the gas-off product levels are given as: milligrams per 10 grams (mg/10 gms) of the cured candidate material. In some cases, either more or less than 10 g of material was used, but each yield of gas-off products was normalized to that of a 10-g sample.

The order of the tables in this appendix is by Air Force serial number. Names of materials are those submitted by the Air Force.

Table VI

GAS-OFF PRODUCTS FROM NITRILE/PHENOLIC, FM 238

DAC Serial No. 002

Component	Weight of Component (mg/10 gms Candidate Material)		
	72 Hours (68°C)	30 Days (25°C)	60 Days (25°C)
Propylene	3.5	2.0	2.0
Propylene Oxide	N.D.	N.D.	0.08
Ethanol	0.3	0.02	N.D.
Carbon Monoxide	0.005	0.008	0.001
Methane	0.08	0.004	0.004

N.D. = Not Detected

Table VII

GAS-OFF PRODUCTS FROM ACLAR, TYPE 33-C

DAC Serial No. 006

Component	Weight of Component (mg/10 gms Candidate Material)		
	72 Hours (68°C)	30 Days (25°C)	60 Days (25°C)
Chlorinated Fluorocarbons	2.1	0.08	0.1
Acetone	N.D.	N.D.	0.004
Ethanol	N.D.	N.D.	0.09
Toluene	N.D.	N.D.	0.002
Carbon Monoxide	0.01	0.009	0.009
Methane	0.08	0.04	0.05

N.D. = Not Detected

Table VIII

GAS-OFF PRODUCTS FROM POLYOLEFIN/POLYAMIDE, SHONKA A-150

DAC Serial No. 007

Component	Weight of Component (mg/10 gms Candidate Material)		
	72 Hours (68°C)	30 Days (25°C)	60 Days (25°C)
C ₆ Unsaturated Hydrocarbon	0.1	N.D.	0.04
Acetone	0.08	N.D.	0.05
Methyl Ethyl Ketone	N.D.	N.D.	0.04
Toluene	N.D.	N.D.	0.001
Diisopropyl Ketone	0.6	0.07	0.3
Di-n-propyl Ketone	0.1	0.008	0.01
Carbon Monoxide	0.03	0.008	0.001
Methane	0.06	0.04	0.006

N.D. = Not Detected

Table IX

GAS-OFF PRODUCTS FROM FOAM, HATHONE HA 7236

DAC Serial No. 014

Component	Weight of Component (mg/10 gms. Candidate Material)		
	<u>72 Hours (68°C)</u>	<u>30 Days (25°C)</u>	<u>60 Days (25°C)</u>
Freon-11	4.5	2.7	3.1
Trichloroethylene	0.02	N.D.	N.D.
Xylene	0.01	N.D.	N.D.
Carbon Monoxide	0.01	0.004	0.001
Methane	<0.01	0.04	0.006

N.D. = Not Detected

Table X

GAS-OFF PRODUCTS FROM BUTYL RUBBER, 00996-33L

DAC Serial No. 017

Component	Weight of Component (mg/10 gms Candidate Material)		
	72 Hours (68°C)	30 Days (25°C)	60 Days (25°C)
Isobutylene } Diisobutylene	0.3	0.08	0.4
Triisobutylene	0.03	0.01	0.3
Tetraisobutylene	0.03	N.D.	N.D.
Toluene	N.D.	N.D.	0.04
Xylene	N.D.	0.002	0.001
Carbon Monoxide	0.05	0.02	0.001
Methane	0.07	0.04	0.006

N.D. = Not Detected

Table XI

GAS-OFF PRODUCTS FROM POLYURETHANE, 00996-39B

DAC Serial No. 018

Component	Weight of Component (mg/10 gms Candidate Material)		
	72 Hours (68°C)	30 Days (25°C)	60 Days (25°C)
Ethanol	N.D.	0.08	0.03
Butanol	N.D.	N.D.	0.01
C ₁ -C ₃ Alkylbenzene	0.06	0.08	0.01
Acetophenone	0.2	0.2	0.01
2-Phenyl-2-propanol	0.15	0.1	0.05
Carbon Monoxide	0.05	0.04	0.04
Methane	0.2	0.07	0.07

N.D. = Not Detected.

Table XII

GAS-OFF PRODUCTS FROM SILICONE, 19513-10f

DAC Serial No. 019

Component	Weight of Component (mg/10 gms Candidate material)		
	72 Hours (68°C)	30 Days (25°C)	60 Days (25°C)
Acetone	N.D.	0.02	0.01
Ethanol	0.04	0.1	0.06
Toluene	N.D.	0.06	0.004
Butanol	N.D.	N.D.	0.01
Acetophenone	0.04	N.D.	N.D.
2-Phenyl-2-propanol	0.03	N.D.	N.D.
Carbon Monoxide	0.01	0.02	0.008
Methane	0.08	0.05	0.04

N.D. = Not Detected

Table XIII

GAS-OFF PRODUCTS FROM ABS POLYMER, BOLTARON

DAC Serial No. 020

Component	Weight of Component (mg/10 gms Candidate Material)		
	72 Hours (68°C)	30 Days (25°C)	60 Days (25°C)
Ethanol	N.D.	N.D.	0.01
n-Propanol	N.D.	N.D.	0.01
Trichloroethylene	0.02	N.D.	0.02
Toluene	0.008	N.D.	0.03
Xylene	0.02	N.D.	0.02
Styrene	0.2	0.04	0.11
Methylstyrene	0.02	N.D.	0.01
Carbon Monoxide	0.006	0.004	0.001
Methane	0.05	0.04	0.006

N.D. = None Detected

Table XIV

GAS-OFF PRODUCTS FROM EPOXY, 760 A

DAC Serial No. 021

Component	Weight of Component (mg/10 Gms Candidate Material)		
	72 Hours (68°C)	30 Days (25°C)	60 Days (25°C)
2-Butanone	1.8	0.5	0.09
Carbon Monoxide	0.03	0.1	0.008
Methane	0.08	0.02	0.04

Table XV

GAS-OFF PRODUCTS FROM SILICONE, TYPE A #428/132

AF Serial No. 023

Component	Weight of Component (mg/10 gms Candidate Material)		
	72 Hours (68°C)	30 Days (25°C)	60 Days (25°C)
Acetone	0.02	N.D.	0.01
Ethanol	0.01	N.D.	0.002
Benzene	0.02	N.D.	N.D.
2-Methyl-4-pentanone	0.21	0.03	0.03
Toluene	0.17	0.09	0.09
n-Butanol	0.17	0.02	0.02
Xylenes	0.22	0.09	0.09
Carbon Monoxide	0.01	0.006	0.004
Methane	0.04	0.05	0.05

N.D. = Not Detected

Table XVI

GAS-OFF PRODUCTS FROM EPOXY, BONDMASTER E611

AF Serial No. 053

Component	Weight of Component (mg/10 gms Candidate Material)		
	72 Hours (68°C)	30 Days (25°C)	60 Days (25°C)
Ethylene	2.8	0.04	0.08
Acetone	0.02	N.D.	N.D.
Ethanol	0.01	N.D.	N.D.
C ₄ -C ₆ Hydrocarbons	0.10	N.D.	N.D.
Carbon Monoxide	0.05	0.003	0.006
Methane	0.08	0.04	0.05

N.D. = Not Detected

Table XVII

GAS-OFF PRODUCTS FROM EPOXY/POLYAMIDE, V-9 SILVER EPON 815

AF Serial No. 054

Component	Weight of Component (mg/10 gms Candidate Material)		
	72 Hours (68°C)	30 Days (25°C)	60 Days (25°C)
Acetone	0.009	N.D.	N.D.
Ethanol	0.009	N.D.	N.D.
2-Butanol	0.1	N.D.	0.001
Toluene	0.002	N.D.	N.D.
n-Butanol	0.1	N.D.	N.D.
Xylenes	0.005	N.D.	N.D.
Carbon Monoxide	0.06	0.005	0.006
Methane	0.05	0.04	0.05

N.D. = Not Detected

Table XVIII

GAS-OFF PRODUCTS FROM BLACK SILICONE, EMS 323

AF Serial No. 063

Component	Weight of Component (mg/10 gms Candidate Material)		
	72 Hours (68°C)	30 Days (25°C)	60 Days (25°C)
C ₄ Unsaturated Hydrocarbons	0.07	N.D.	N.D.
Acetone	0.05	N.D.	N.D.
Ethanol	0.01	N.D.	N.D.
Benzene	0.007	N.D.	N.D.
Silicone Oil	0.03	N.D.	N.D.
Toluene	0.01	N.D.	N.D.
Xylenes	0.01	N.D.	N.D.
Carbon Monoxide	0.01	0.005	0.006
Methane	0.05	0.05	0.04

N.D. = Not Detected

Table XIX

GAS-OFF PRODUCTS FROM SILICONE, 342 RUBBER

AF Serial No. 065

Component	Weight of Component (mg/10 gms Candidate Material)		
	72 Hours (68°C)	30 Days (25°C)	60 Days (25°C)
Methanol	0.03	0.01	0.02
Silicone Oil	0.30	0.10	0.12
Toluene	0.007	0.005	0.01
Xylene	0.021	0.01	0.02
Carbon Monoxide	0.006	0.001	0.003
Methane	0.09	0.1	0.05

Table XX

GAS-OFF PRODUCTS FROM SILICONE, EMS 345 RUBBER

AF Serial No. 066

Component	Weight of Component (mg/10 gms Candidate Material)		
	72 Hours (68°C)	30 Days (25°C)	60 Days (25°C)
Acetone	0.007	N.D.	N.D.
Methanol	0.15	0.008	0.02
Silicone Oil	1.5	0.06	0.12
t-Butanol	0.050	0.003	0.007
Toluene	0.007	<0.001	0.001
Carbon Monoxide	0.007	0.007	0.003
Methane	0.1	0.07	0.05

N.D. = Not Detected

Table XXI

GAS-OFF PRODUCTS FROM RUBBER, EMS 355

AF Serial No. 068

Component	Weight of Component (mg/10 gms Candidate Material)		
	<u>72 Hours (68°C)</u>	<u>30 Days (25°C)</u>	<u>60 Days (25°C)</u>
Acetone	0.009	0.002	0.005
Toluene	0.013	0.003	0.005
Xylene	0.021	0.002	0.005
Carbon Monoxide	0.007	0.003	0.003
Methane	0.04	0.04	0.04

Table XXII

GAS-OFF PRODUCTS FROM EMS 366 URETHANE

AF Serial No. 071

Component	Weight of Component (mg/10 gms Candidate Material)		
	72 Hours (68°C)	30 Days (25°C)	60 Days (25°C)
Acetone	0.009	N.D.	<0.001
Methanol	0.018	N.D.	<0.001
2-Propanol	0.010	N.D.	<0.001
Carbon Monoxide	0.02	0.002	0.004
Methane	0.09	0.04	0.04

N.D. = Not Detected

Table XXIII

GAS-OFF PRODUCTS FROM SILICONE, DACRON

AF Serial No. 073

Component	Weight of Component (mg/10 gms Candidate Material)		
	72 Hours (68°C)	30 Days (25°C)	60 Days (25°C)
Acetone	0.03	N.D.	N.D.
Silicone Oil	0.03	N.D.	N.D.
Ethanol	0.06	0.01	0.04
Toluene	0.009	0.001	0.003
Carbon Monoxide	0.01	0.008	0.02
Methane	0.1	0.2	0.2

N.D. = Not Detected

Table XXIV

GAS-OFF PRODUCTS FROM EPOXY, PRIMER M-602

AF Serial No. 203

Component	Weight of Component (mg/10 gms Candidate Material)		
	<u>72 Hours (68°C)</u>	<u>30 Days (25°C)</u>	<u>60 Days (25°C)</u>
Acetone	5.0	0.02	0.03
C ₄ -C ₆ Hydrocarbons	0.4	N.D.	N.D.
2-Butanone	81.0	2.0	5.0
n-Propanol	0.9	0.04	0.1
2-Methyl-1-propanol	0.7	0.1	0.2
Toluene	1.0	0.4	0.7
n-Butanol	92.0	6.1	10.0
Xylenes	120.0	0.3	0.7
Carbon Monoxide	0.03	0.01	0.02
Methane	0.06	0.02	0.03

N.D. = Not Detected

Table XXV

GAS-OFF PRODUCTS FROM TUBING, THERMOFIT RNF, CRN

AF Serial No. 209

Component	Weight of Component (mg/10 gms Candidate Material)		
	72 Hours (68°C)	30 Days (25°C)	60 Days (25°C)
Acetaldehyde	0.009	N.D.	N.D.
Acetone	0.007	N.D.	N.D.
C ₆ Hydrocarbon(s)	0.002	N.D.	N.D.
Ethanol	0.014	N.D.	0.005
Toluene	0.002	N.D.	N.D.
n-Butanol	0.006	N.D.	N.D.
Carbon Monoxide	0.007	0.003	0.002
Methane	0.04	0.04	0.04

N.D. = Not Detected

Table XXVI

GAS-OFF PRODUCTS FROM POLYESTER, MYLAR FILM

AF Serial No. 251

Component	Weight of Component (mg/10 gms Candidate Material)		
	72 Hours (68°C)	30 Days (25°C)	60 Days (25°C)
Chloroform	0.10	0.01	0.02
Acetone	0.12	N.D.	0.004
Benzene	0.004	N.D.	<0.001
Toluene	0.001	N.D.	<0.001
Carbon Monoxide	0.002	0.002	0.002
Methane	0.04	0.04	0.04

N.D. = Not Detected

Table XXVII

GAS-OFF PRODUCTS FROM TUBING, THERMOFIT RNF

AF Serial No. 266

Component	Weight of Component (mg/10 gms Candidate Material)		
	72 Hours (68°C)	30 Days (25°C)	60 Days (25°C)
Acetone	0.005	N.D.	<0.001
Ethanol	0.005	N.D.	N.D.
Benzene	0.002	N.D.	N.D.
Toluene	0.009	N.D.	N.D.
Xylene	0.003	N.D.	N.D.
Carbon Monoxide	0.003	0.002	0.002
Methane	0.04	0.04	0.04

N.D. = Not Detected

Table XXVIII

GAS-OFF PRODUCTS FROM ADHESIVE, ECCOBOND 70C

AF Serial No. 302

Component	Weight of Component (mg/10 gms Candidate Material)		
	72 Hours (68°C)	30 Days (25°C)	60 Days (25°C)
Formaldehyde	0.004	N.D.	N.D.
Acetaldehyde	0.008	N.D.	N.D.
Methyl Formate	0.004	N.D.	N.D.
Ethanol	0.04	<0.001	0.001
Benzene	0.002	N.D.	N.D.
Formic Acid	0.002	N.D.	N.D.
Toluene	0.002	N.D.	N.D.
Carbon Monoxide	0.1	0.005	0.005
Methane	0.06	0.04	0.04

N.D. = Not Detected

Table XXIX

GAS-OFF PRODUCTS FROM STYCAST, 1090 CAT-1

AF Serial No. 402

Component	Weight of Component (mg/10 gms Candidate Material)		
	72 Hours (68°C)	30 Days (25°C)	60 Days (25°C)
Acetone	0.009	<0.001	0.011
Benzene	0.004	N.D.	<0.001
Carbon Monoxide	0.007	0.002	0.003
Methane	0.04	0.04	0.04

N.D. = Not Detected

Table XXX

GAS-OFF PRODUCTS FROM STYCAST, 265L-50 CAF1

AF Serial No. 403

Component	Weight of Component (mg/10 gms Candidate Material)		
	72 Hours (68°C)	30 Days (25°C)	60 Days (25°C)
Acetone	0.012	N.D.	<0.001
Benzene	0.005	N.D.	N.D.
Carbon Monoxide	0.01	0.004	0.002
Methane	0.04	0.05	0.04

N.D. = Not Detected

Table XXXI

GAS-OFF PRODUCTS FROM SILICONE, RTV 521

AF Serial No. 406

Component	Weight of Component (mg/10 gms Candidate Material)		
	<u>72 Hours (68°C)</u>	<u>30 Days (25°C)</u>	<u>60 Days (25°C)</u>
Methanol	0.01	N.D.	N.D.
Acetone	0.04	0.01	0.01
Ethanol	0.18	0.02	0.03
Isopropanol			
Silicone Oil	1.4	0.81	0.77
Carbon Monoxide	0.002	0.003	N.D.
Methane	0.04	0.05	0.03

N.D. = Not Detected

Table XXXII

GAS-OFF PRODUCTS FROM ADHESIVE, ADIPRENE L-100 MCC

AF Serial No. 421

Component	Weight of Component (mg/10 gms Candidate Material)		
	72 Hours (68°C)	30 Days (25°C)	60 Days (25°C)
Methanol	0.06	0.018	0.022
Ethanol	0.018	0.009	0.012
Benzene	0.002	N.D.	N.D.
Toluene	0.001	<0.001	<0.001
Xylene	0.003	N.D.	0.001
Carbon Monoxide	0.002	0.001	0.001
Methane	0.04	0.04	0.03

N.D. = Not Detected

Table XXXIII

GAS-OFF PRODUCTS FROM SILICONE, RTV 502 RUBBER

AF Serial No. 451

Component	Weight of Component (mg/10 gms Candidate Material)		
	72 Hours (68°C)	30 Days (25°C)	60 Days (25°C)
Acetone	0.04	N.D.	N.D.
Silicone Oil	2.1	0.05	0.15
n-Propanol	3.9	1.2	5.6
n-Butanol	0.03	N.D.	N.D.
Ethylbenzene	0.03	N.D.	N.D.
Xylenes	0.03	N.D.	N.D.
Carbon Monoxide	0.02	0.002	0.004
Methane	0.05	0.05	0.05

N.D. = Not Detected

Table XXXIV

GAS-OFF PRODUCTS FROM SILICONE FOAM, Q30079

AF Serial No. 454

Component	Weight of Component (mg/10 gms Candidate Material)		
	72 Hours (68°C)	30 Days (25°C)	60 Days (25°C)
Acetone	0.02	0.001	0.001
Ethanol	0.009	N.D.	N.D.
Silicone Oil	0.15	0.009	0.02
Propanol	0.006	N.D.	N.D.
Toluene	0.035	0.009	0.01
Butanol	0.02	0.002	0.004
Xylenes	0.09	0.008	0.010
Carbon Monoxide	0.02	0.002	0.002
Methane	0.05	0.05	0.05

N.D. = Not Detected

Table XXXV

GAS-OFF PRODUCTS FROM SILICONE FOAM, RTV 503

AF Serial No. 459

Component	Weight of Component (mg/10 gms Candidate Material)		
	<u>72 Hours (68°C)</u>	<u>30 Days (25°C)</u>	<u>60 Days (25°C)</u>
Acetone	0.02	N.D.	N.D.
Ethanol	5.0	2.8	4.9
Silicone Oil	2.2	N.D.	N.D.
Xylenes	0.04	N.D.	N.D.
Carbon Monoxide	0.02	0.001	0.002
Methane	0.05	0.04	0.05

N.D. = Not Detected

Table XXXVI

GAS-OFF PRODUCTS FROM TAPE, STYCAST 2651-CAT 9

AF Serial No. 495

Component	Weight of Component (mg/10 gms Candidate Material)		
	72 Hours (68°C)	30 Days (25°C)	60 Days (25°C)
Acetone	0.004	0.003	0.007
Ethanol	0.04	<0.001	0.01
Toluene	0.06	N.D.	0.001
n-Butanol	0.006	N.D.	N.D.
Xylenes	0.003	N.D.	N.D.
Carbon Monoxide	0.02	0.004	0.003
Methane	0.05	0.05	0.05

N.D. = Not Detected

Table XXXVII

GAS-OFF PRODUCTS FROM OIL, AERO SHELL #7

AF Serial No. 505

Component	Weight of Component (mg/10 gms Candidate Material)		
	72 Hours (68°C)	30 Days (25°C)	60 Days (25°C)
Acetone	0.007	N.D.	N.D.
Ethanol	0.02	N.D.	N.D.
n-Propanol	0.02	N.D.	N.D.
2-Butanol	0.01	N.D.	N.D.
Toluene	0.02	0.001	0.002
n-Butanol	0.02	N.D.	N.D.
Xylene	0.01	N.D.	N.D.
Naphthalene	0.02	N.D.	N.D.
Carbon Monoxide	0.008	0.005	0.008
Methane	0.05	0.05	0.07

N.D. = Not Detected

Table XXXVIII

GAS-OFF PRODUCTS FROM PAINT, LACQUER STIK WHITE

AF Serial No. 515

Component	Weight of Component (mg/10 gms Candidate Material)		
	72 Hours (68°C)	30 Days (25°C)	60 Days (25°C)
Formaldehyde	2.3	N.D.	N.D.
C ₄ Unsaturated Hydrocarbon(s) }	0.32	0.28	0.39
Acetaldehyde			
C ₅ Unsaturated Hydrocarbon(s)	0.77	0.20	0.21
Propionaldehyde	5.4	1.0	1.3
Ethylformate	0.72	0.27	0.32
Acetone	0.36	0.09	0.09
C ₆ Unsaturated Hydrocarbon(s)	0.81	0.09	0.08
Butyraldehyde	0.36	0.22	0.22
2-Butanone	0.18	0.09	0.09
C ₇ Unsaturated Hydrocarbon(s)	2.0	0.43	0.36
Valeraldehyde	4.3	0.36	0.22
Pentanone	0.43	0.33	0.43
C ₈ Unsaturated Hydrocarbon(s) }	0.79	0.09	0.11
2-Buten-1-ol			
Hexanone	0.02	N.D.	N.D.
Cyclopentanone	0.58	N.D.	N.D.
3-Methyl-1-butanol	0.26	N.D.	N.D.
C ₉ Unsaturated Hydrocarbon(s)	0.03	N.D.	N.D.
Cyclohexanol	0.26	N.D.	N.D.
3-Methylcyclohexanol	0.10	N.D.	N.D.
Acetic Acid	0.32	N.D.	N.D.
Carbon Monoxide	25.2	8.6	14.5

N.D. = Not Detected

Table XXXIX

GAS-OFF PRODUCTS FROM PAINT, CONDUCTIVE

AF Serial No. 522

Component	Weight of Component (mg/10 gms Candidate Material)		
	72 Hours (68°C)	30 Days (25°C)	60 Days (25°C)
C ₃ -C ₄ Hydrocarbons	0.03	N.D.	N.D.
Acetone	2.2	0.4	1.1
Ethanol	3.2	0.9	7.5
Propanol	0.08	0.02	0.7
Propylacetate	1.3	0.3	1.2
Toluene	0.3	0.07	0.2
2-Butanol	0.9	0.7	2.7
1-Butanol	5.2	1.2	3.8
Xylene	0.04	N.D.	N.D.
2-Ethoxyethylacetate	0.09	0.02	0.09
2-n-Propoxyethanol	0.3	0.04	0.1
2-n-Butoxyethanol	2.8	0.2	1.2
2-n-Butoxyethylacetate	0.04	N.D.	N.D.
Carbon Monoxide	1.1	0.2	0.03
Methane	0.03	0.06	0.07

N.D. = Not Detected

Table XL

GAS-OFF PRODUCTS FROM RESIN, EMERLON 310

AF Serial No. 527

Component	Weight of Component (mg/10 gms Candidate Material)		
	72 Hours (68°C)	30 Days (25°C)	60 Days (25°C)
Air			
Acetone	0.4	0.04	0.1
Ethanol	21	1.8	6.9
Propylacetate	0.8	0.1	0.6
Toluene	0.6	0.08	0.3
2-Butanol	2.3	0.3	1.2
1-Butanol	26	2.5	8.9
Butylacetate	7.2	0.8	3.3
Xylene	0.7	0.06	0.4
2-Ethoxyethanol	1.6	0.08	0.3
2-Ethoxyethylacetate	9.2	1.6	4.1
Carbon Monoxide	0.02	0.01	0.005
Methane	0.05	0.05	0.07
Phenol	3.3	N.D.	N.D.

N.D. = Not Detected

Table XII

GAS-OFF PRODUCTS FROM VARNISH, E44

AF Serial No. 528

Component	Weight of Component (mg/10 gms Candidate Material)		
	72 Hours (68°C)	30 Days (25°C)	60 Days (25°C)
Acetone	0.21	0.02	0.01
Ethanol	2.2	0.40	0.30
2-Butanone	0.20	0.01	0.007
Benzene	0.05	0.003	0.002
Methylisobutylketone	117	18.4	18.0
Toluene	25.2	3.4	3.5
Butanol	8.9	0.02	0.02
Xylenes	5.7	0.36	0.38
C ₃ -C ₄ Alkylbenzenes	0.58	N.D.	N.D.
Carbon Monoxide	0.05	0.007	0.003
Methane	0.05	0.05	0.06

N.D. = Not Detected

Table XLIII

GAS-OFF PRODUCTS FROM COATING, POLYURETHANE PC-18

AF Serial No. 533

Component	Weight of Component (mg/10 gms Candidate Material)		
	72 Hours (68°C)	30 Days (25°C)	60 Days (25°C)
Acetone	0.61	0.005	0.007
Ethanol	0.08	N.D.	0.005
Benzene	0.02	N.D.	0.001
2-Butanol	0.72	N.D.	N.D.
Toluene	0.22	0.004	0.008
n-Butanol	0.84	N.D.	N.D.
Xylenes	11.8	1.4	2.7
2-Ethoxyethylacetate	6.9	0.32	0.68
C ₃ -Alkylbenzenes	0.4	N.D.	N.D.
Carbon Monoxide	0.008	0.005	0.001
Methane	0.04	0.06	0.08

N.D. = Not Detected

Table XLIII

GAS-OFF PRODUCTS FROM CORD, STYLE 18 NYLON

AF Serial No. 551

Component	Weight of Component (mg/10 gms Candidate Material)		
	72 Hours (68°C)	30 Days (25°C)	60 Days (25°C)
Acetone	0.5	0.005	0.016
Toluene	0.009	N.D.	0.003
n-Butanol	0.03	N.D.	0.009
1,3-Dioxane	0.03	N.D.	N.D.
n-Methylmorpholine	0.03	N.D.	N.D.
Carbon Monoxide	0.03	0.006	0.002
Methane	0.06	0.05	0.06

N.D. = Not Detected

Table XLIV

GAS-OFF PRODUCTS FROM CORD, STYLE 21 NYLON

AF Serial No. 552

Component	Weight of Component (mg/10 gms Candidate Material)		
	72 Hours (68°C)	30 Days (25°C)	60 Days (25°C)
Acetone	0.02	<0.001	<0.001
Ethanol	0.009	<0.001	<0.001
sec-Butanol	0.01	<0.001	0.002
Toluene	0.04	0.002	0.004
n-Butanol	0.11	0.003	0.006
Xylene	0.01	N.D.	N.D.
Carbon Monoxide	0.01	0.007	0.002
Methane	0.05	0.05	0.06

N.D. = Not Detected

APPENDIX III

REPRESENTATIVE GAS CHROMATOGRAMS
FOR
GAS-OFF EXPERIMENTS

The gas chromatograms shown in this appendix were obtained on an F&M Scientific Corporation Model 810 Research Gas Chromatograph. Instrument conditions and column specifications are listed in Table XLV. Since retention times tended to shift somewhat due to column aging, a standard mixture was used as a day-to-day reference.

The gas chromatograms are representative of a particular candidate material. Comparison of peak intensities in chromatograms for different candidate materials should be made with care, since sensitivity factors and quantities of atmosphere taken for analysis vary.

Chromatograms appear in order of their Air Force serial numbers. Names of materials are those submitted by the Air Force.

Table XLV

GAS CHROMATOGRAPHIC INSTRUMENT CONDITIONS

All samples were analyzed using a flame ionization detector and a F&M Model 810 Research Gas Chromatograph.

Instrument Conditions

- I. Column: 12-ft x 1/8-in O.D. Stainless Steel, 7% neopentylglycolsuccinate on 60/80 mesh Gas-Pack F + 20-ft x 1/4-in. O.D., 5% Carbowax 20M on 60/80 mesh Gas-Pack F.

Column Temperature: programmed 50°-185°C @ 8°C/min.

Detector Temperature: 275°C

Injection Port Temperature: 250°C

Flow Split: 1:9

Flow Rate: 60 ml/min.

Range: 10

Attenuation: X8, or as noted

Sample Size: 25 cc of gas

- II. Column: 20-ft x 1/4-in O.D. Stainless Steel, 20% Triton X-305 on 60/80 mesh Gas Chrom Z.

Column Temperature: programmed 50°-170°C @ 8°C/min.

Detector Temperature: 300°C

Injection Port Temperature: 250°C

Flow Split: none

Flow Rate: 60 ml/min.

Range: 10

Attenuation: X8, or as noted

Sample Size: 50 cc of gas

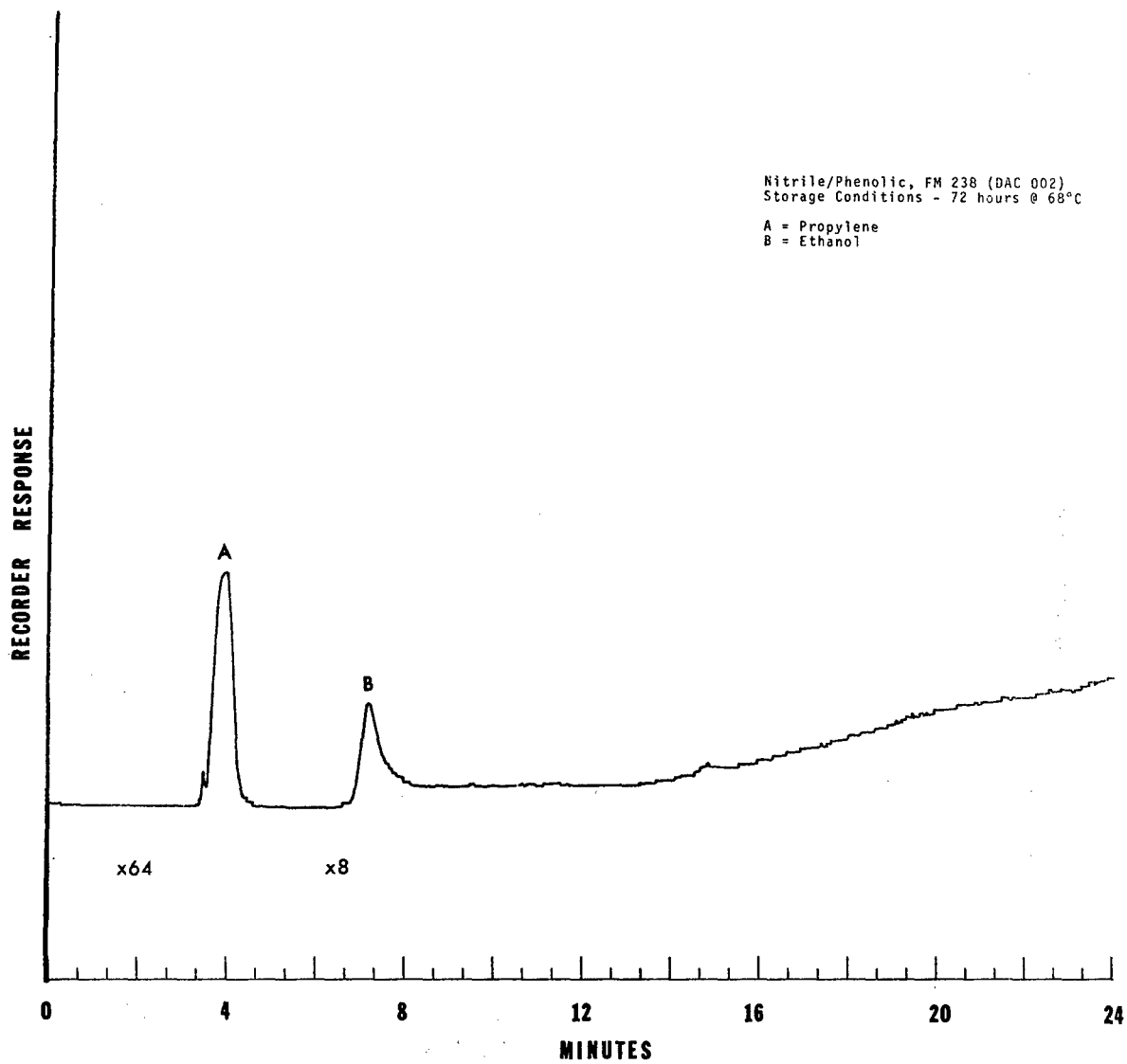


Figure 57. Gas Chromatogram of Gas-Off Products from Nitrile/Phenolic, FM 238 (DAC 002) (72 hours @ 68°C).

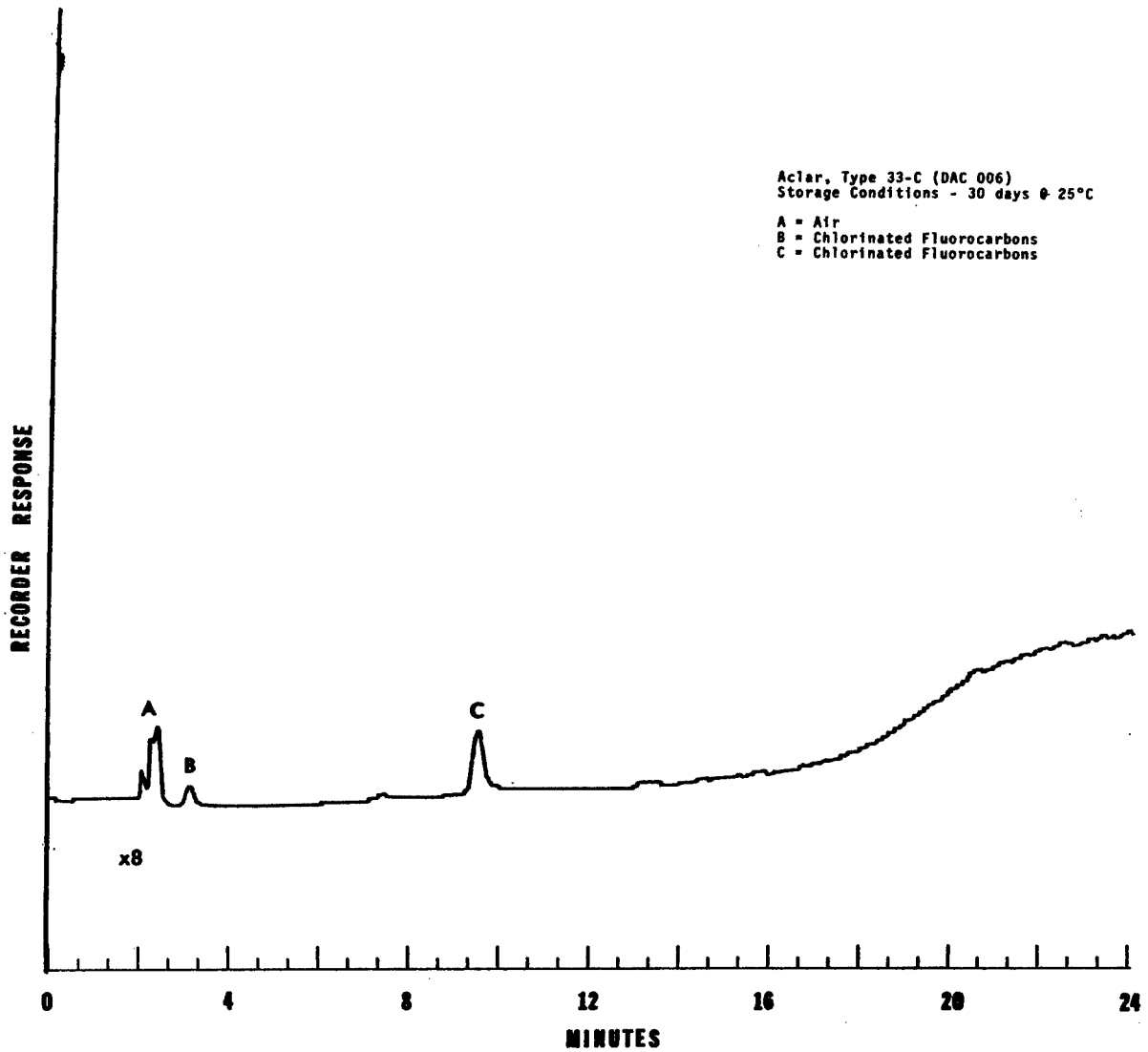


Figure 58. Gas Chromatogram of Gas-Off Products from Aclar, Type 33-C (DAC 006) (30 days @ 25°C).

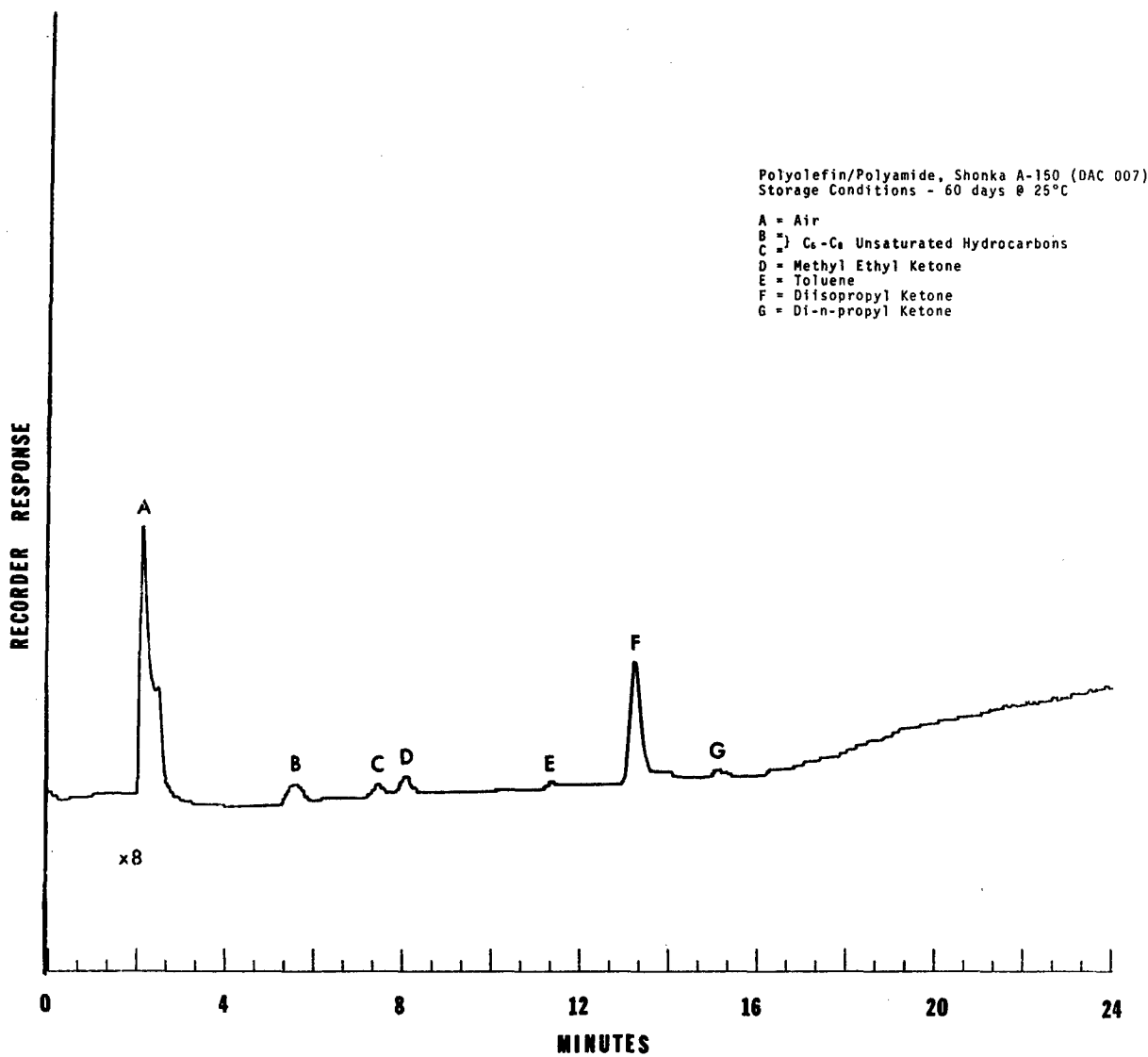


Figure 59. Gas Chromatogram of Gas-Off Products from Polyolefin/Polyamide, Shonka A-150 (DAC 007) (60 days @ 25°C).

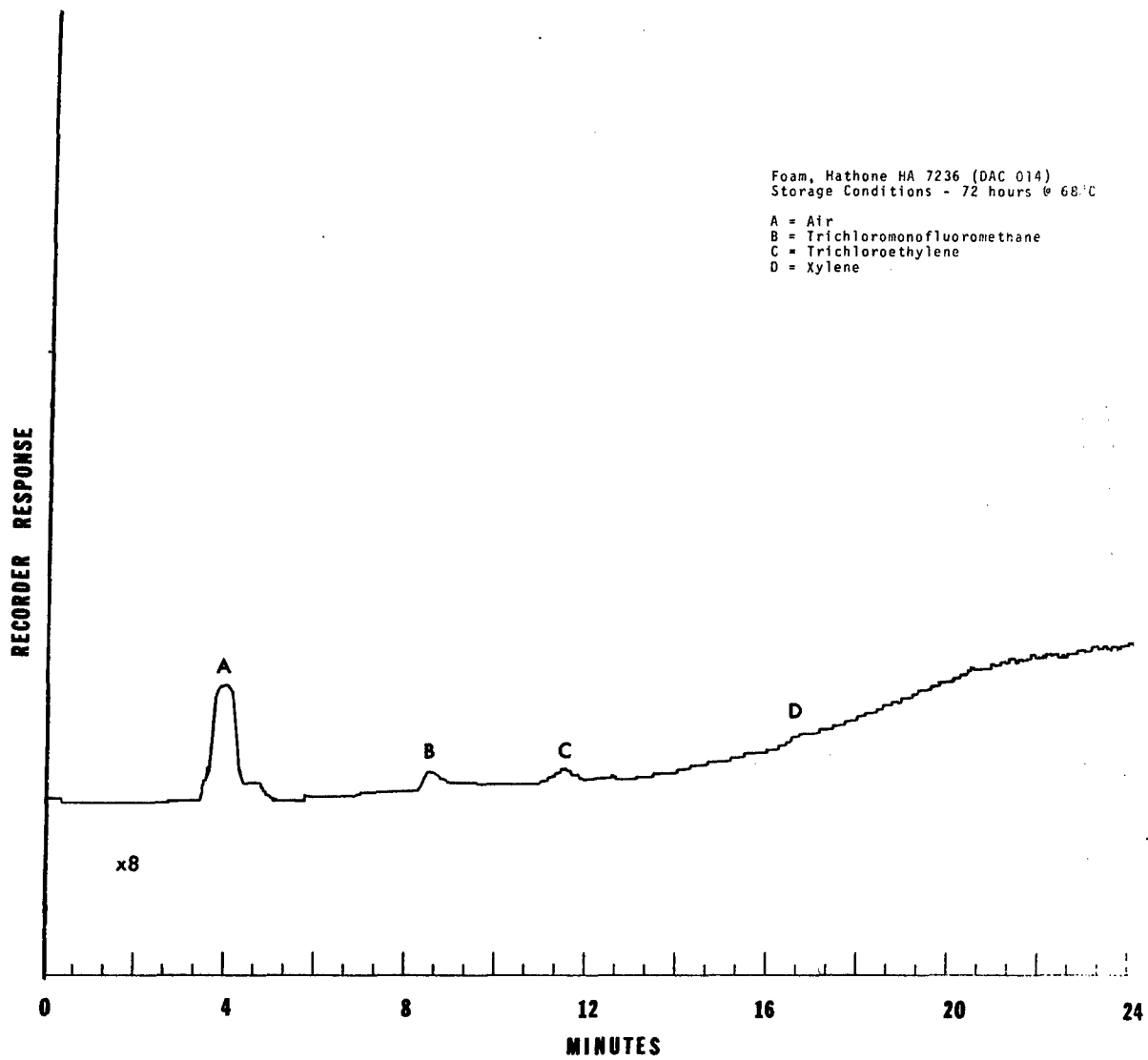


Figure 60. Gas Chromatogram of Gas-Off Products from Foam, Hathone HA 7236 (DAC 014) (72 hours @ 68°C).

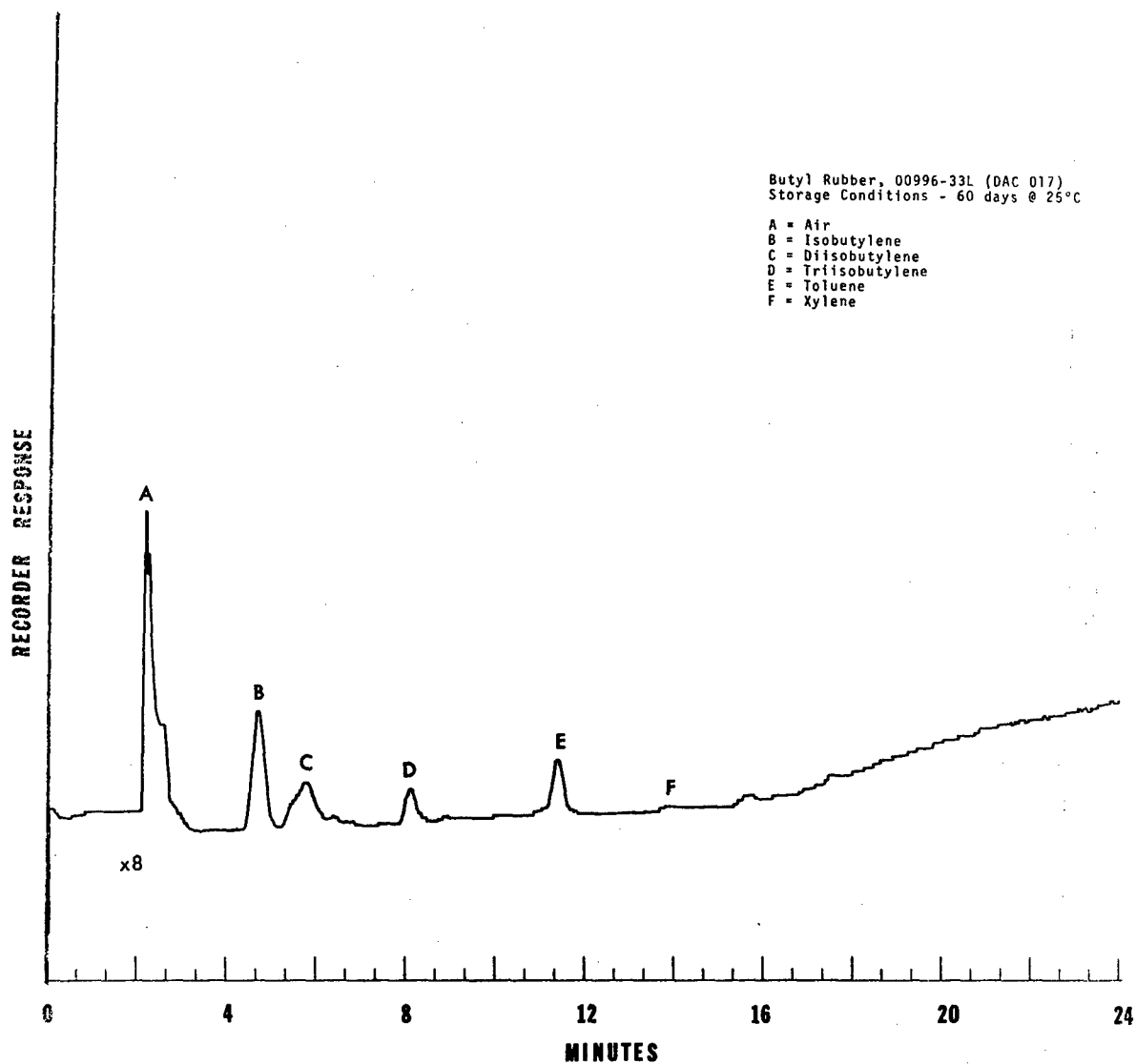


Figure 61. Gas Chromatogram of Gas-Off Products from Butyl Rubber, 00996-33L (DAC 017) (60 days @ 25°C).

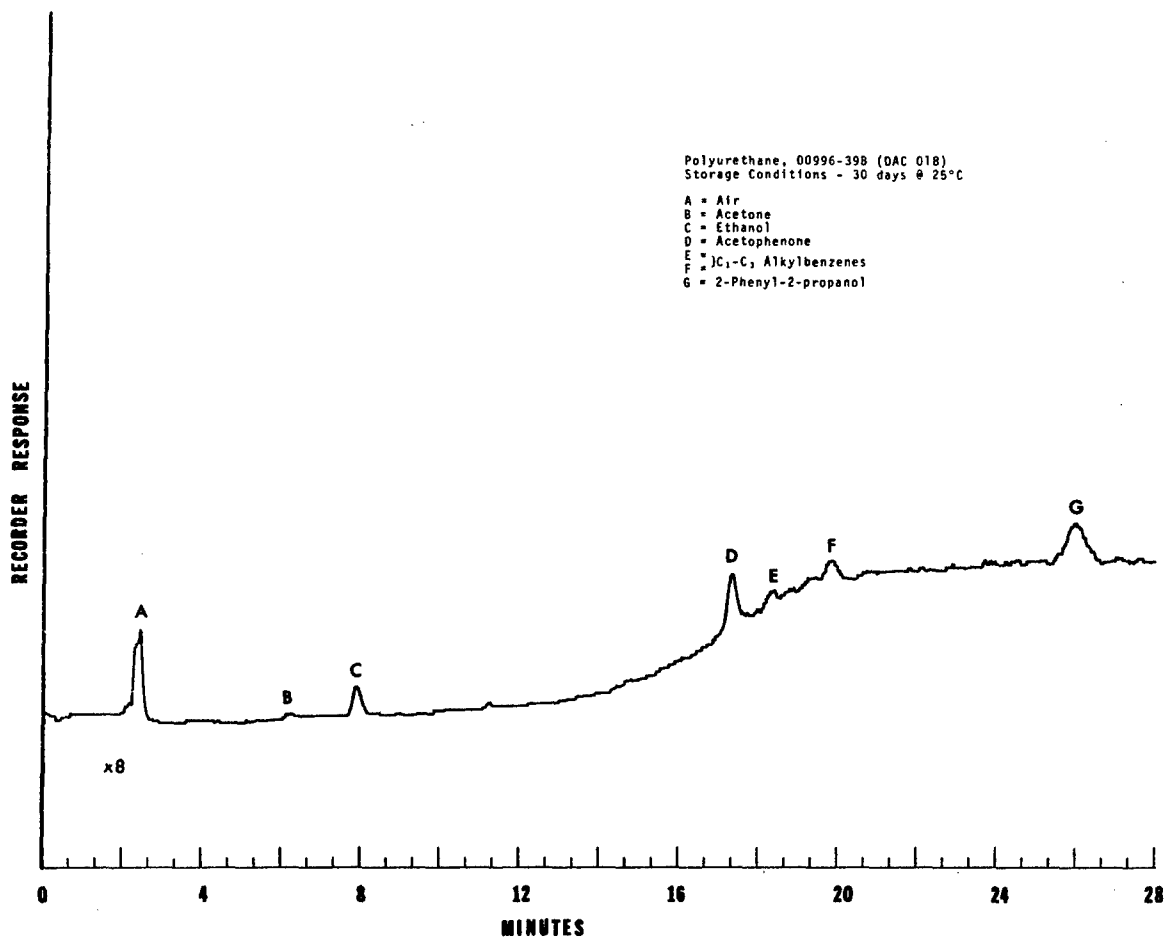


Figure 62. Gas Chromatogram of Gas-Off Products from Polyurethane, 00996-39B (DAC 018) (30 days @ 25°C).

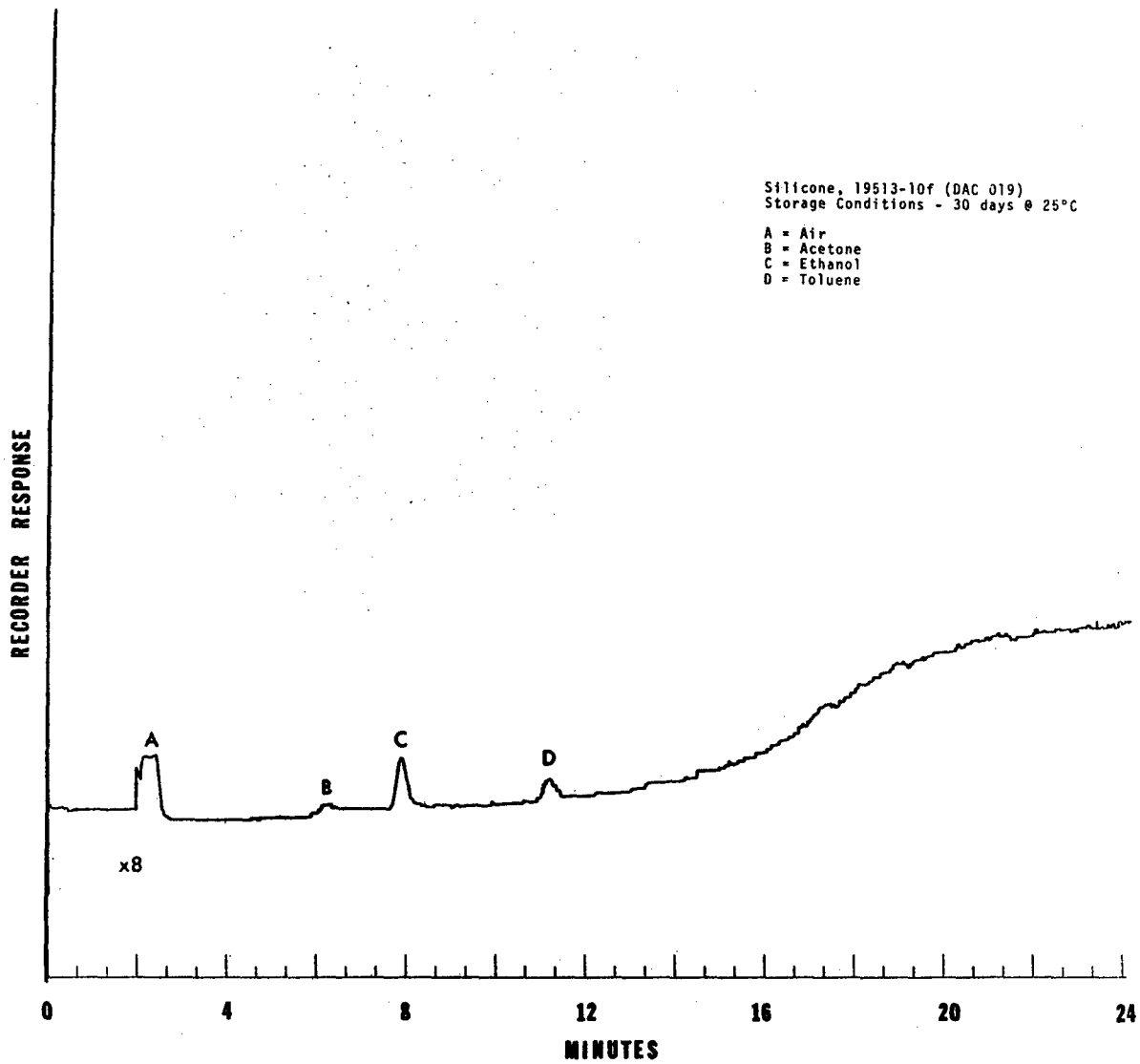


Figure 63. Gas Chromatogram of Gas-Off Products from Silicone, 19513-10f (DAC 019) (30 days @ 25°C).

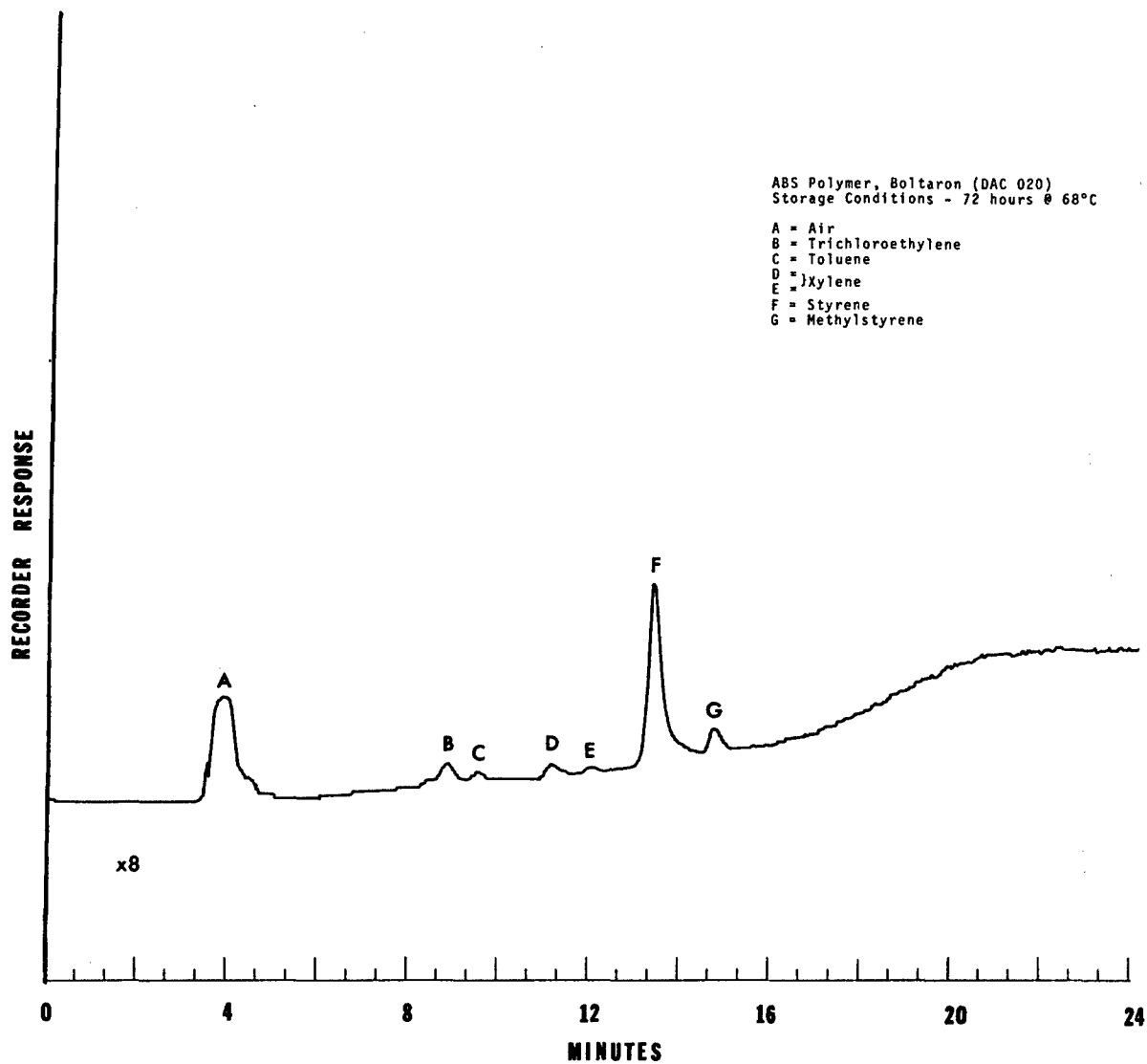


Figure 64. Gas Chromatogram of Gas-Off Products from ABS Polymer, Boltaron (DAC 020) (72 hours @ 68°C).

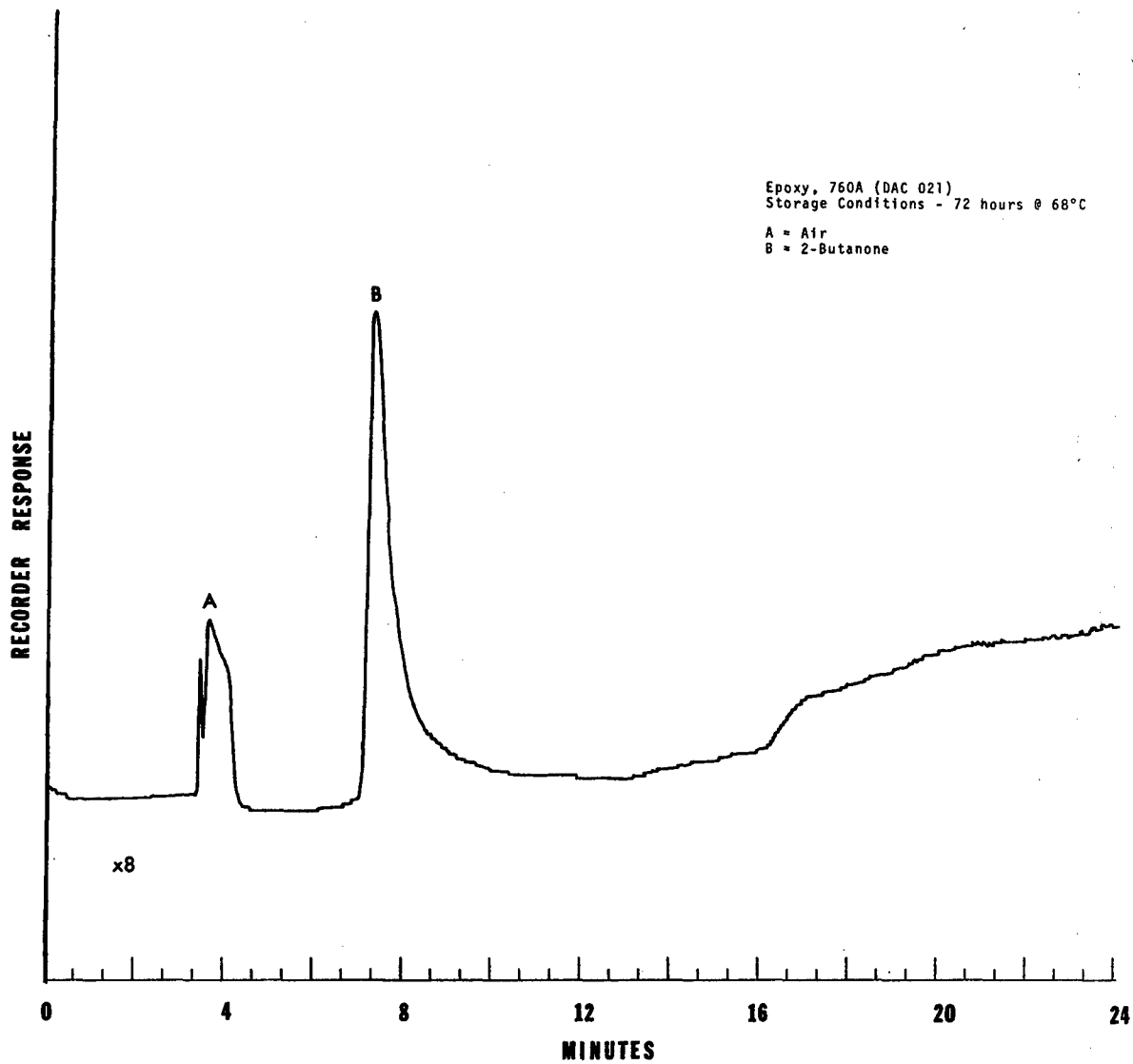


Figure 65. Gas Chromatogram of Gas-Off Products from Epoxy, 760A (DAC 021) (72 hours @ 68°C).

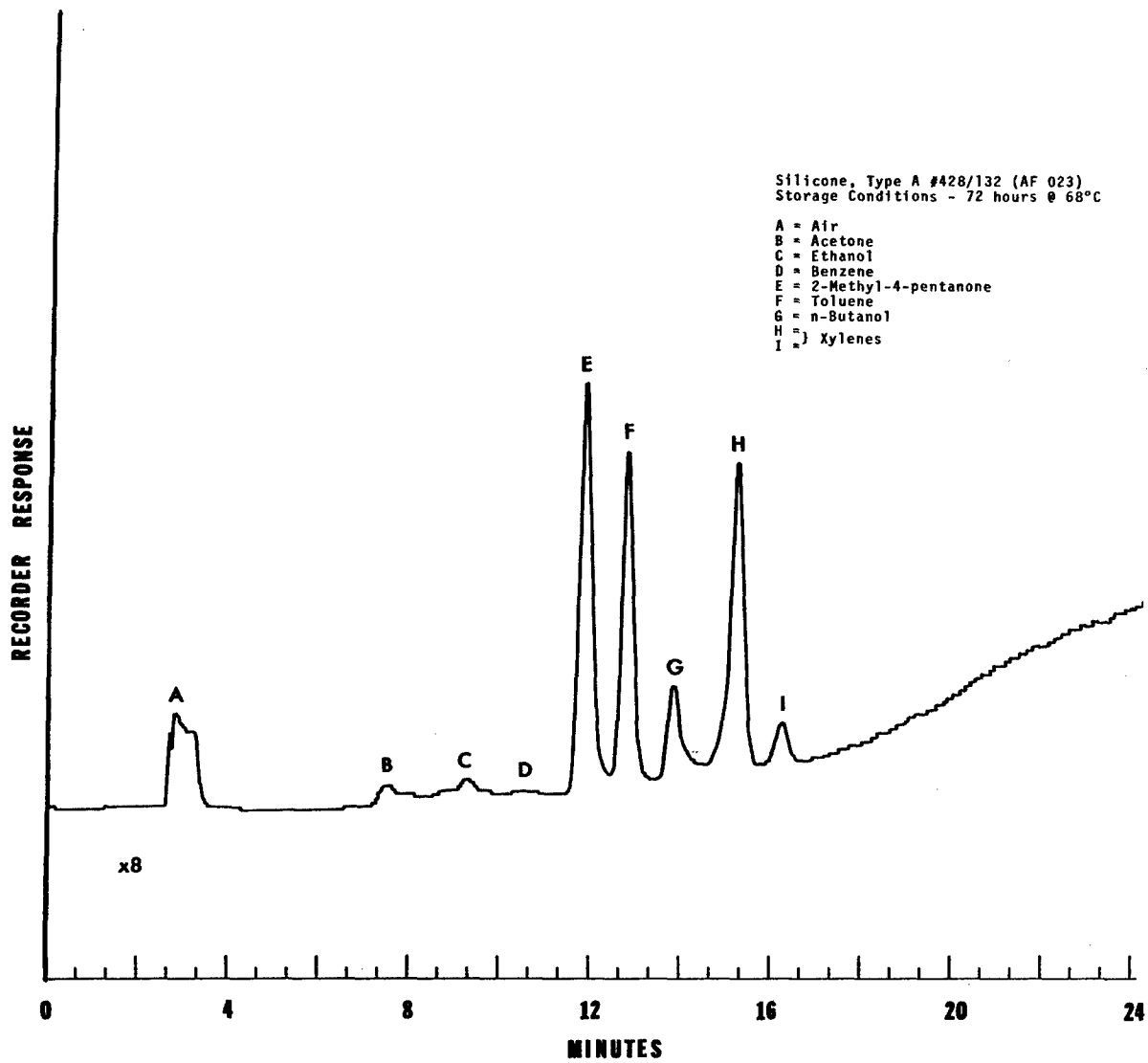


Figure 66. Gas Chromatogram of Gas-Off Products from Silicone, Type A #428/132 (AF 023) (72 hours @ 68°C).

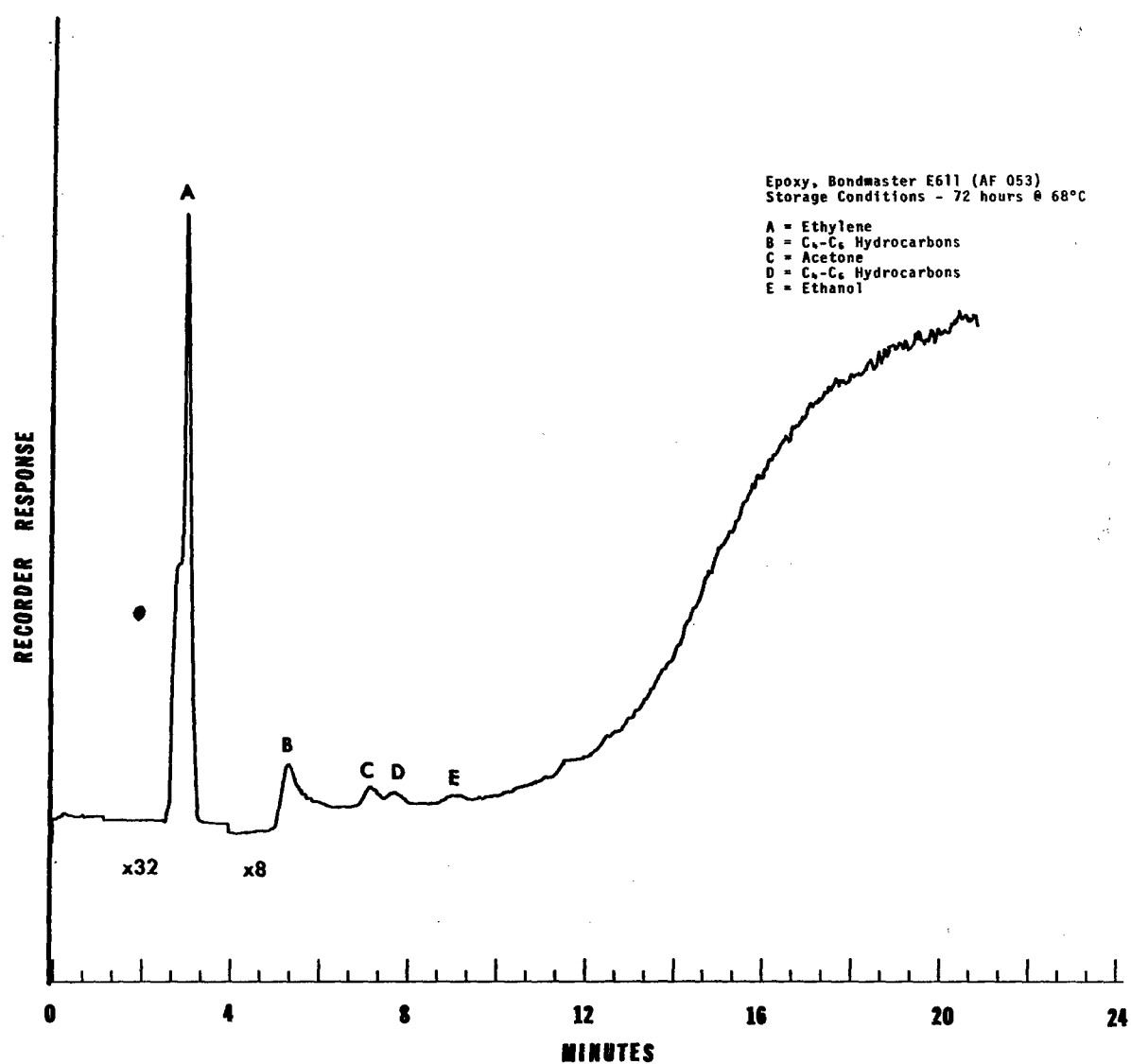


Figure 67. Gas Chromatogram of Gas-Off Products from Epoxy, Bondmaster E611 (AF 053) (72 hours @ 68°C).

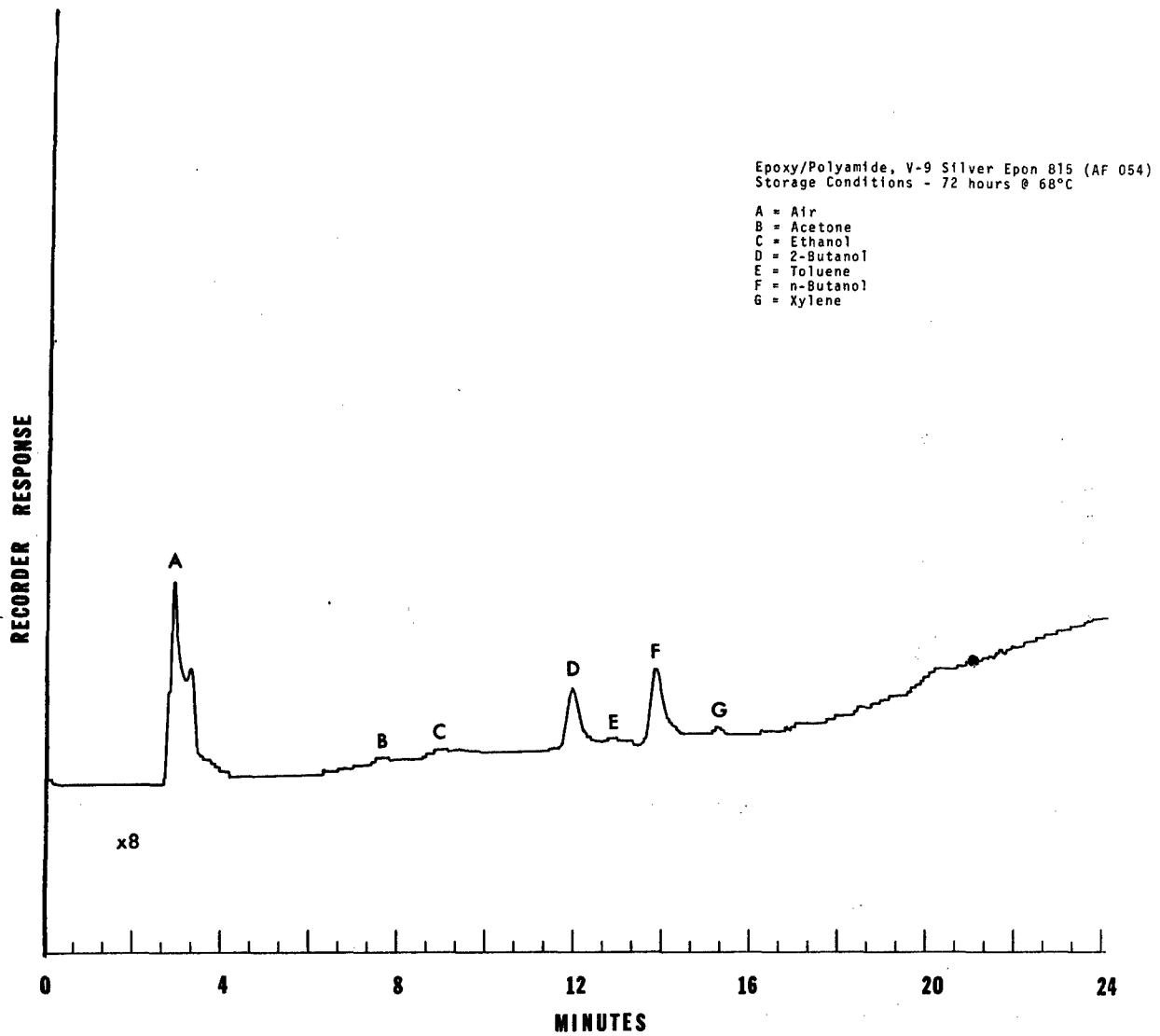


Figure 68. Gas Chromatogram of Gas-Off Products from Epoxy/Polyamide, V-9 Silver Epon 815 (AF 054) (72 hours @ 68°C).

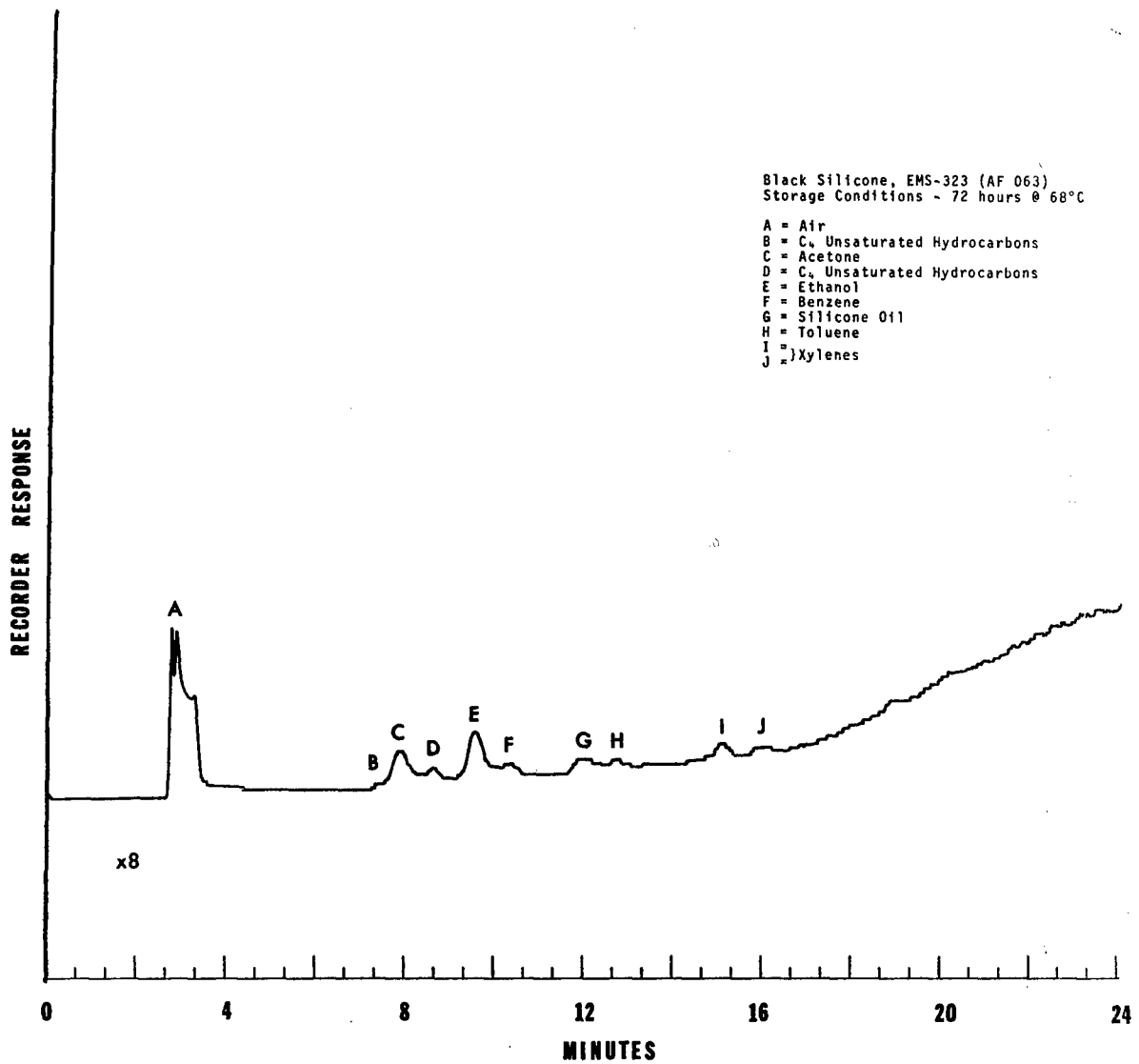


Figure 69. Gas Chromatogram of Gas-Off Products from Black Silicone, EMS-323 (AF 063) (72 hours @ 68°C).

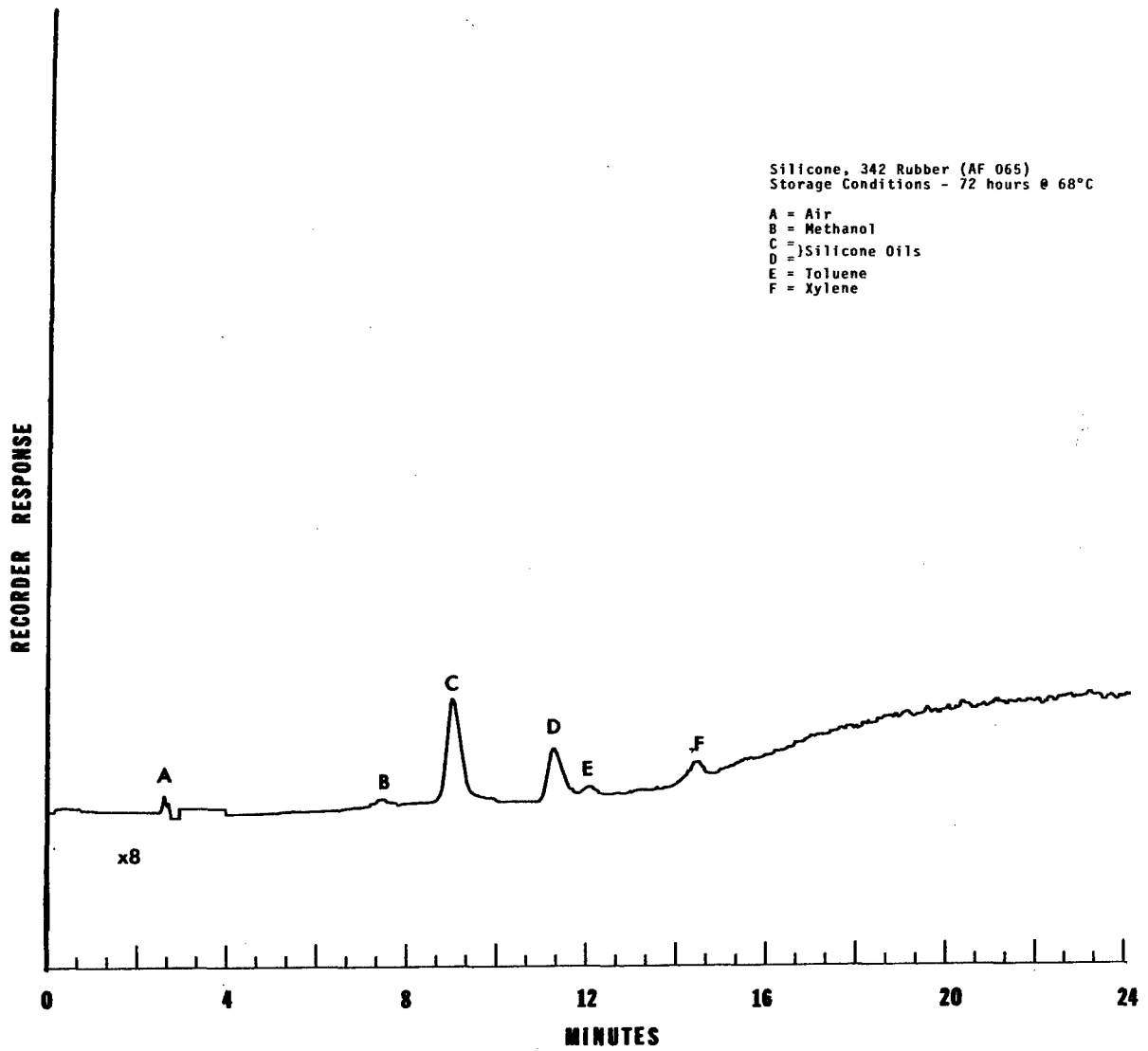


Figure 70. Gas Chromatogram of Gas-Off Products from Silicone, 342 Rubber (AF 065) (72 hours @ 68°C).

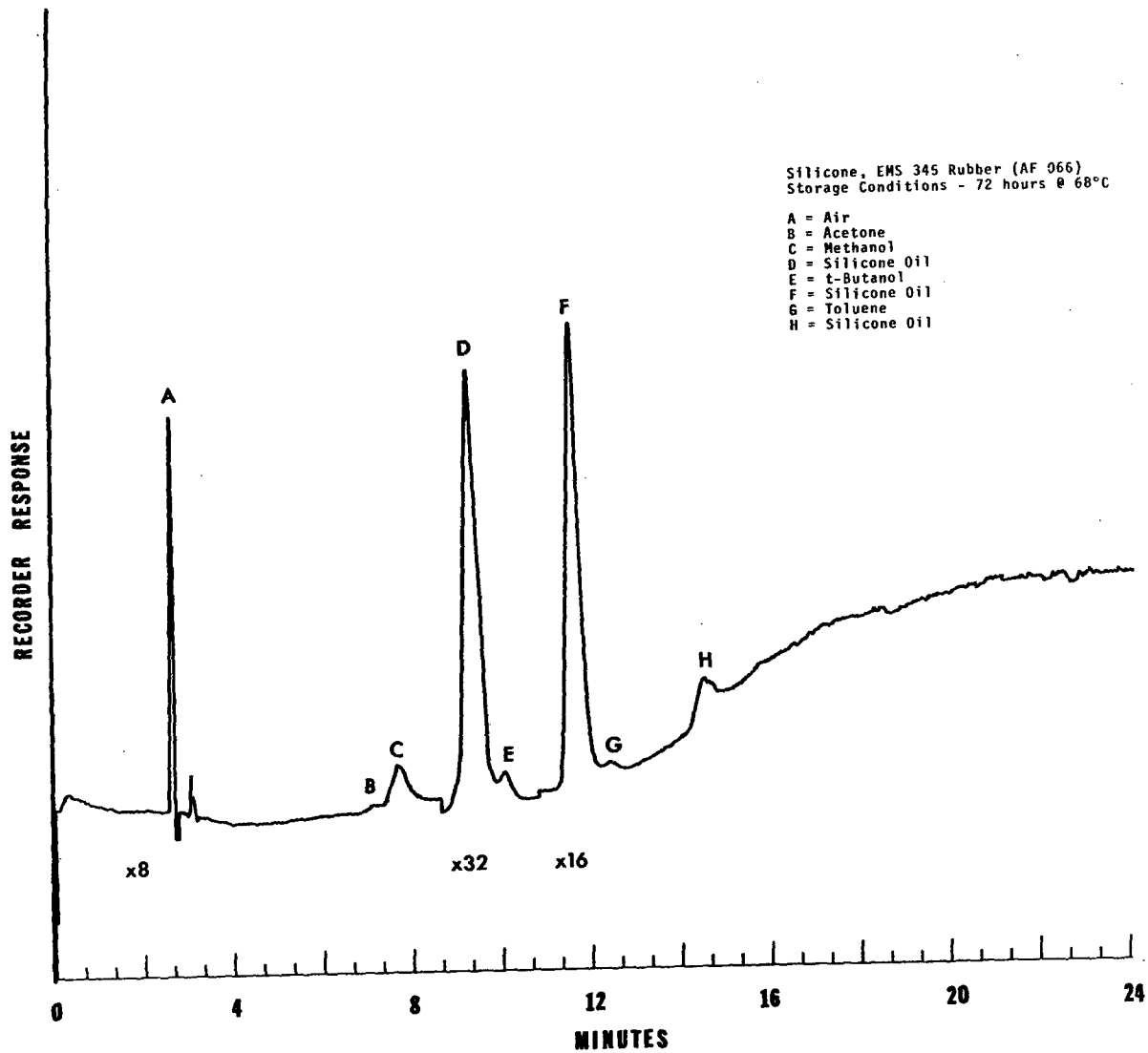


Figure 71. Gas Chromatogram of Gas-Off Products from Silicone, EMS 345 Rubber (AF 066) (72 hours @ 68°C).

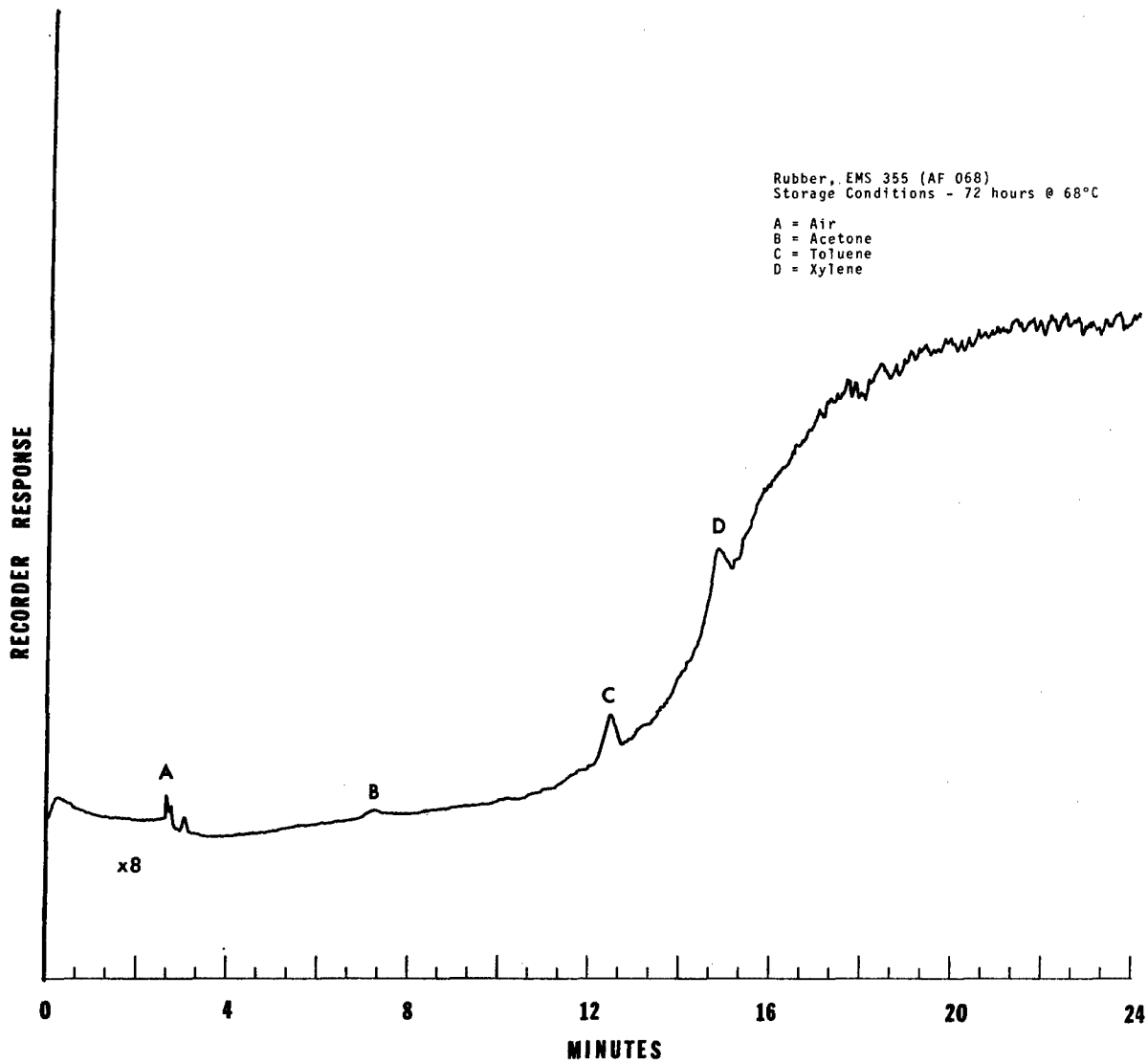


Figure 72. Gas Chromatogram of Gas-Off Products from Rubber, EMS 355 (AF 068) (72 hours @ 68°C).

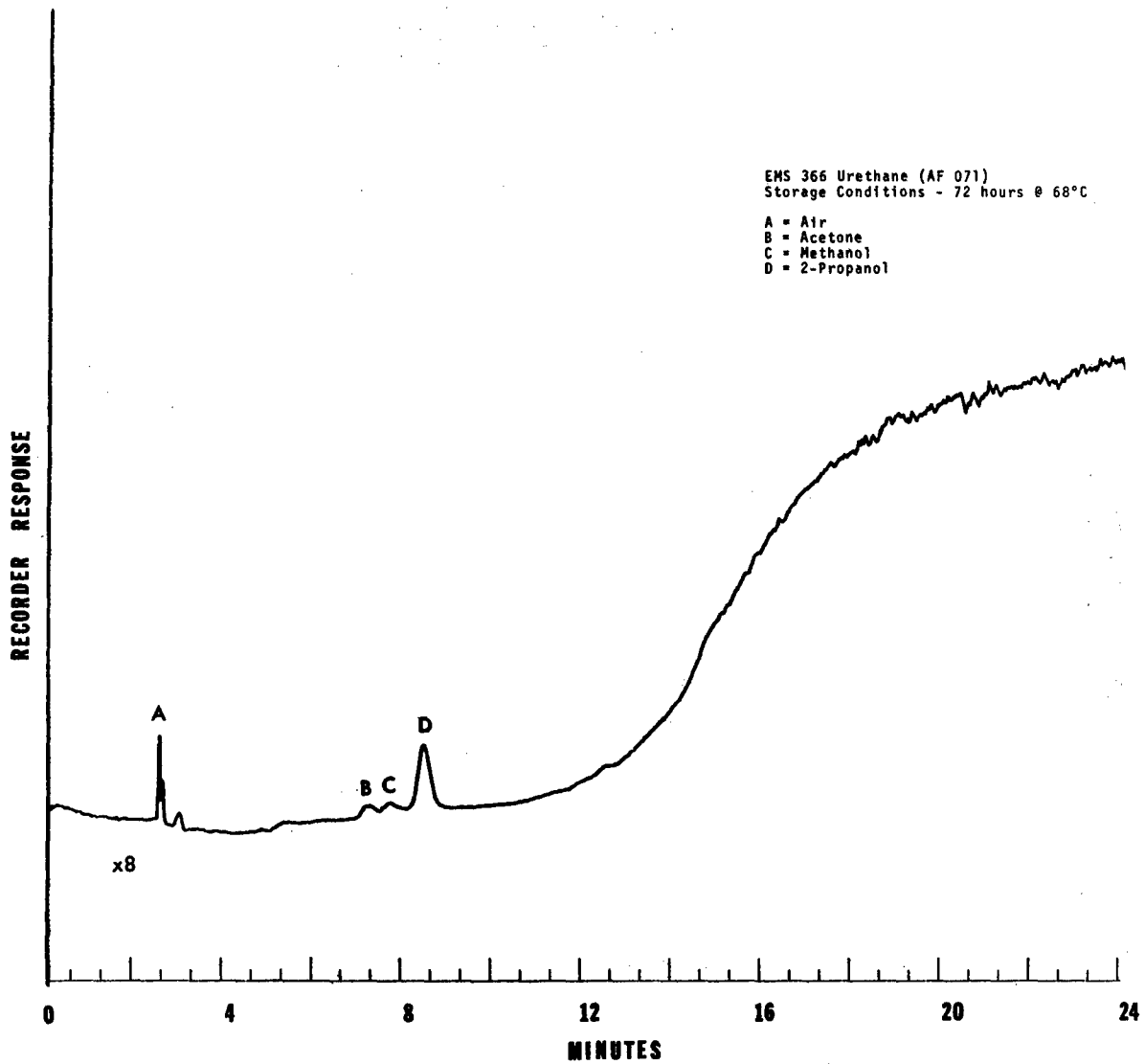


Figure 73. Gas Chromatogram of Gas-Off Products from EMS 366 Urethane (AF 071) (72 hours @ 68°C).

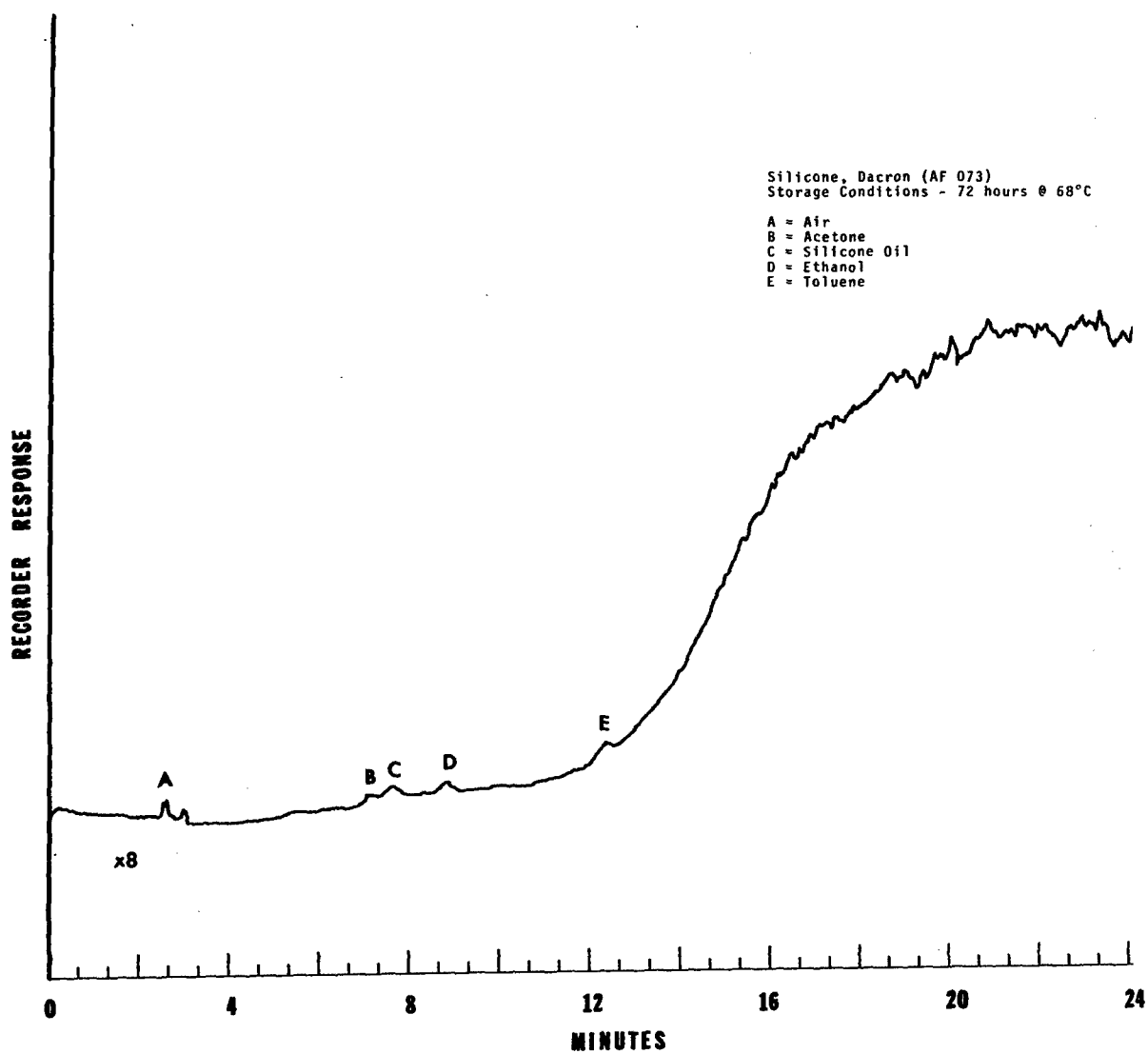


Figure 74. Gas Chromatogram of Gas-Off Products from Silicone, Dacron (AF 073) (72 hours @ 68°C).

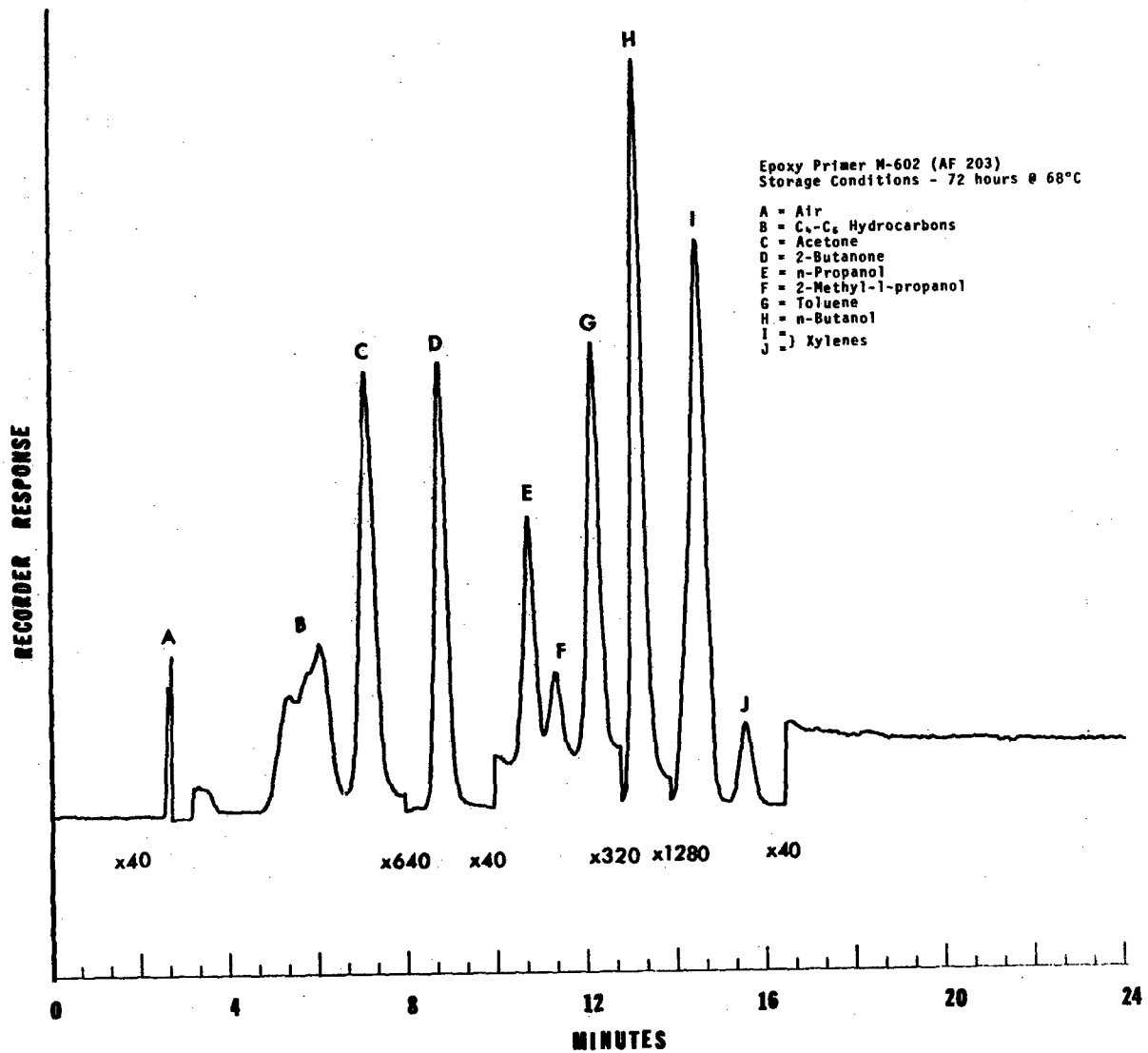


Figure 75. Gas Chromatogram of Gas-Off Products from Epoxy Primer M-602 (AF 203) (72 hours @ 68°C).

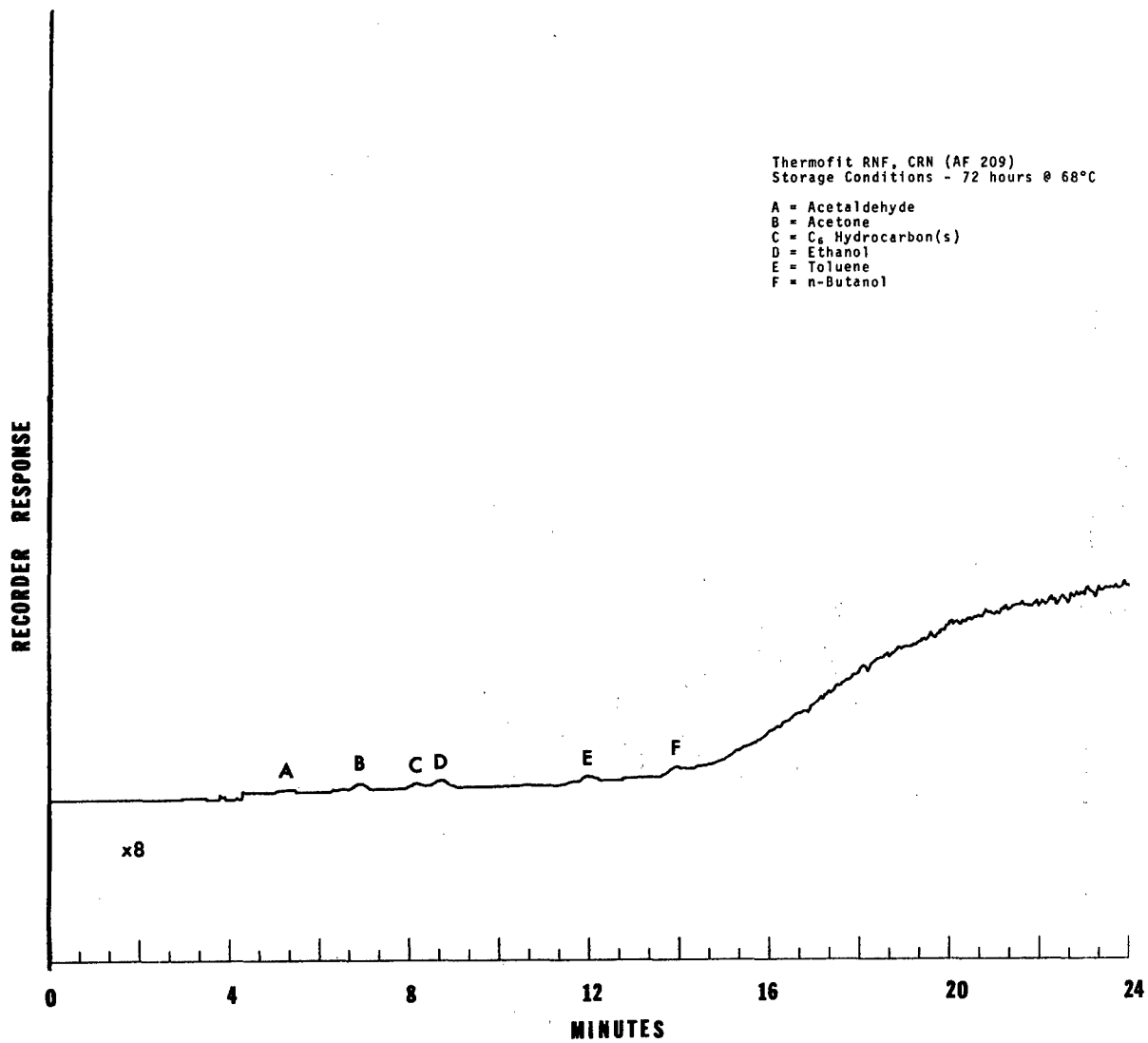


Figure 76. Gas Chromatogram of Gas-Off Products from Thermofit RNF, CRN (AF 209) (72 hours @ 68°C).

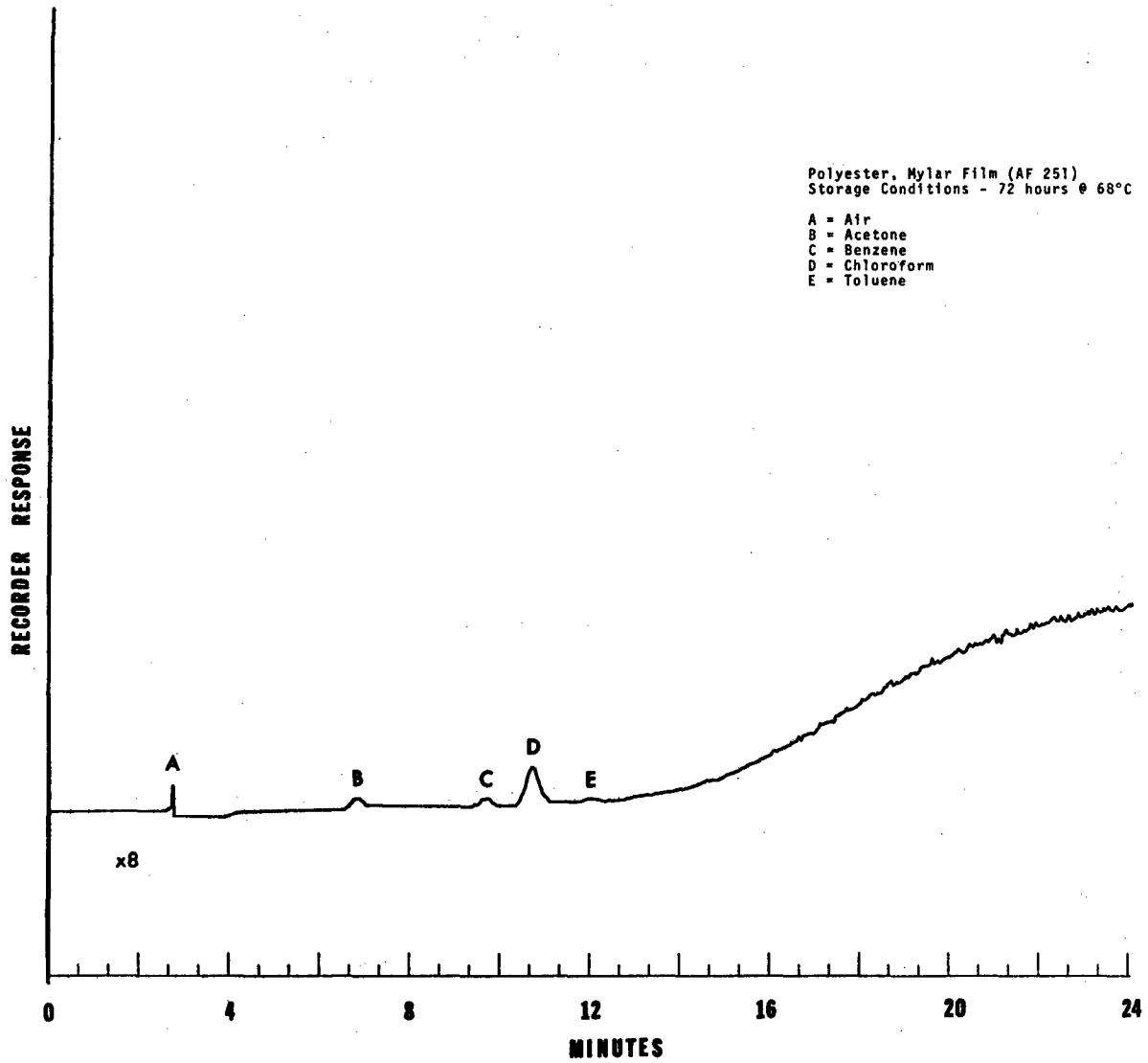


Figure 77. Gas Chromatogram of Gas-Off Products from Polyester, Mylar Film (AF 251) (72 hours @ 68°C).

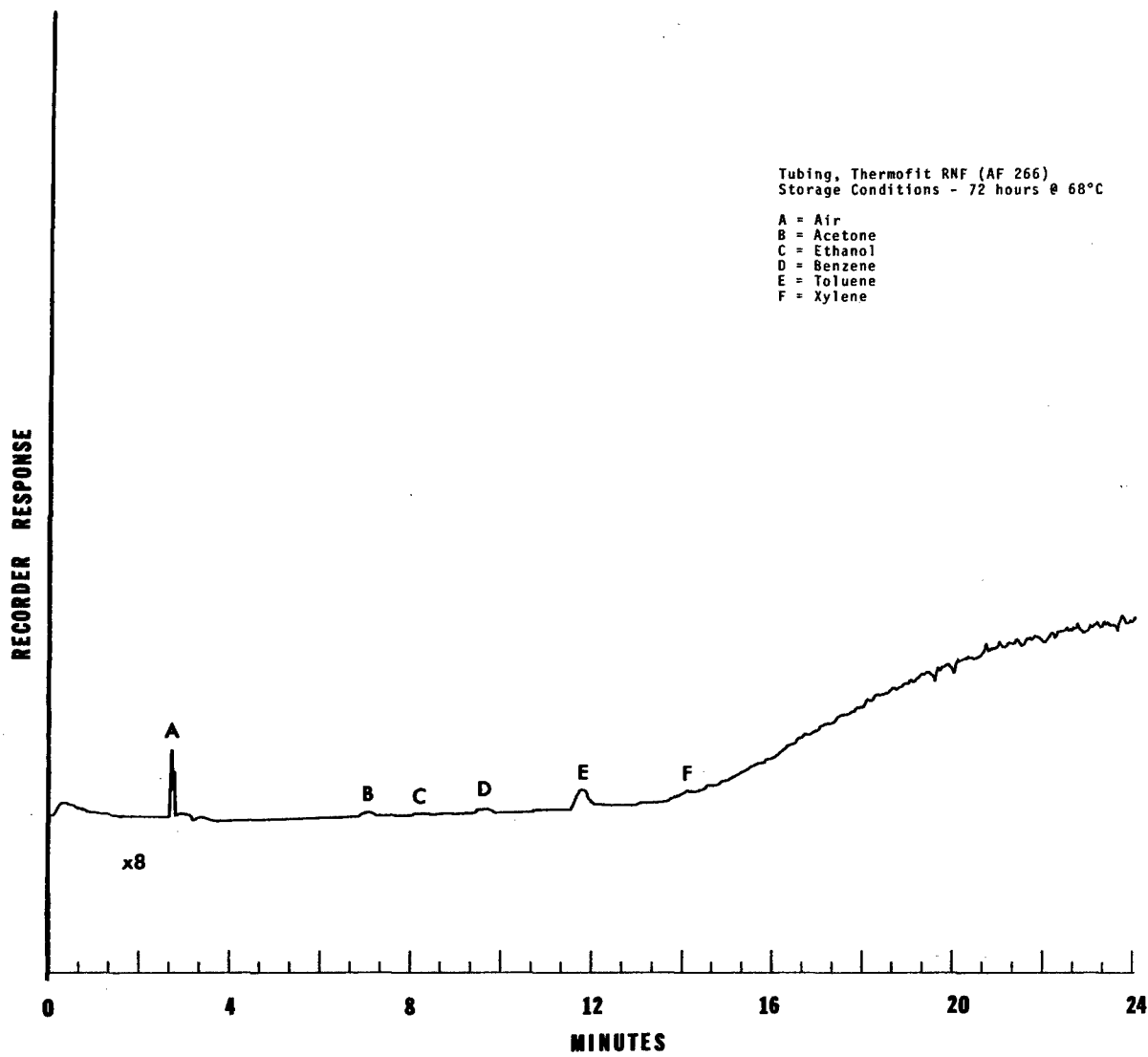


Figure 78. Gas Chromatogram of Gas-Off Products from Tubing, Thermofit RNF (AF 266) (72 hours @ 68°C).

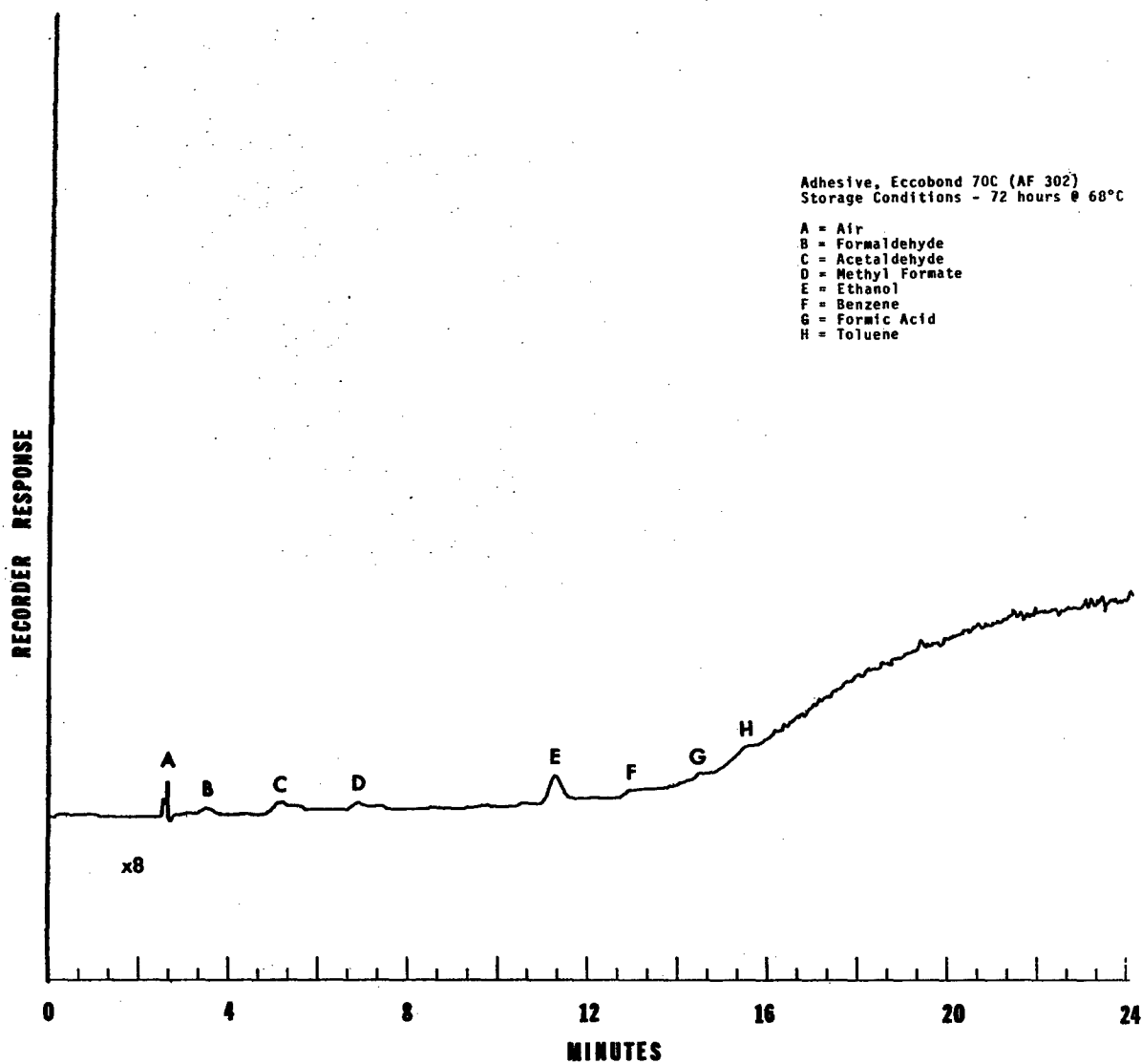


Figure 79. Gas Chromatogram of Gas-Off Products from Adhesive, Eccobond 70C (AF 302) (72 hours @ 68°C).

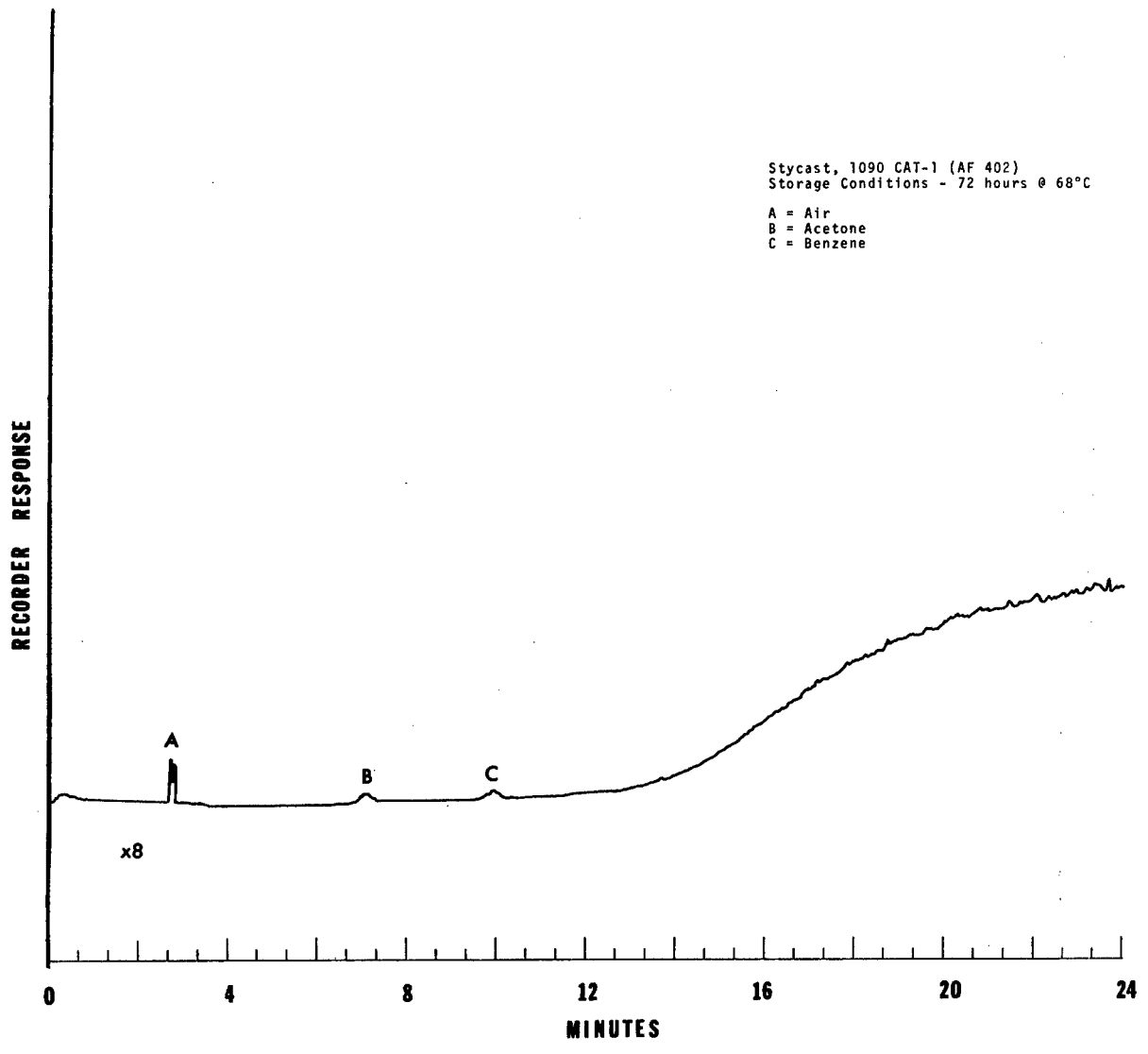


Figure 80. Gas Chromatogram of Gas-Off Products from Stycast, 1090 CAT-1 (AF 402) (72 hours @ 68°C).

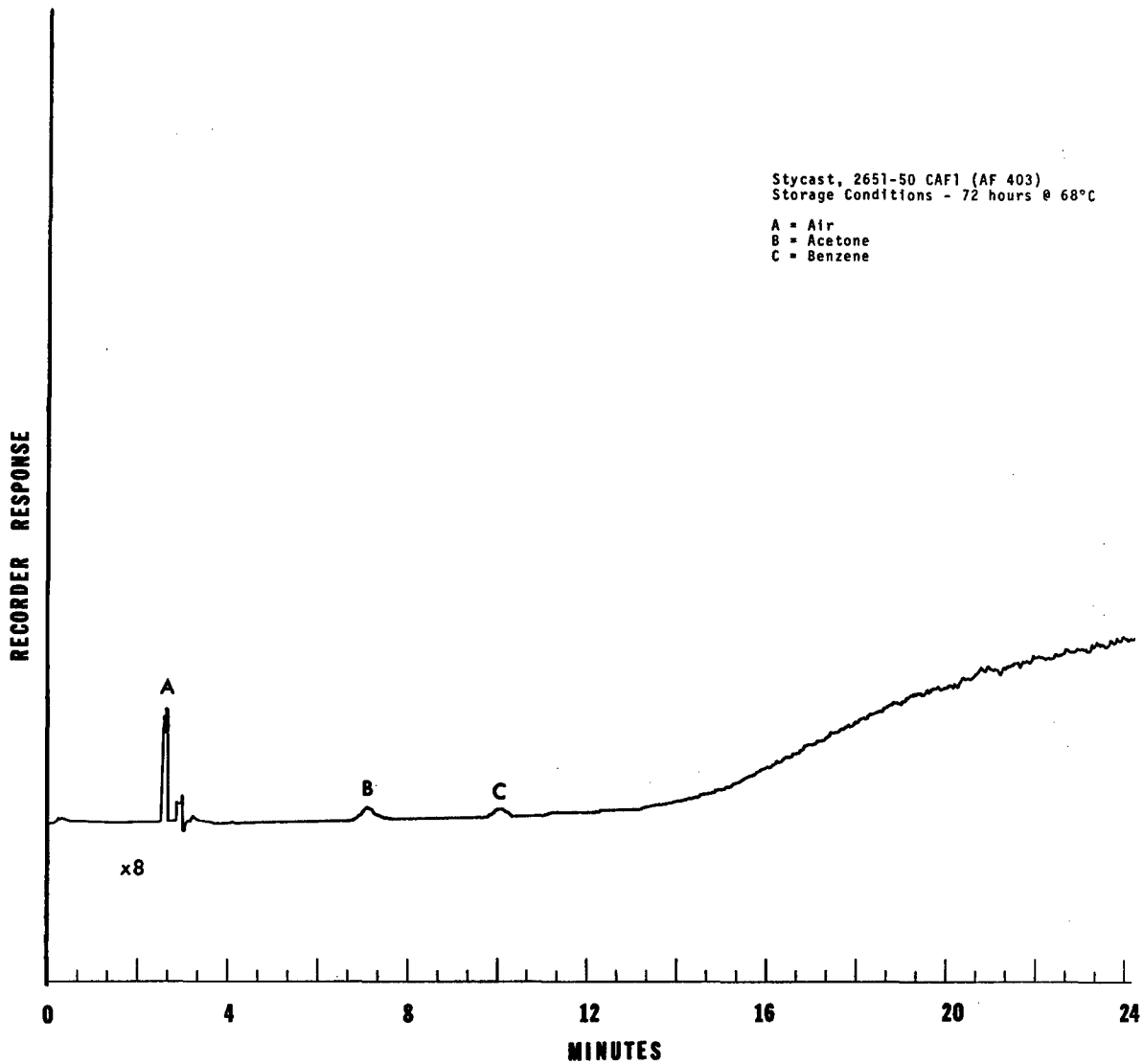


Figure 81. Gas Chromatogram of Gas-Off Products from Stycast, 2651-50 CAF1 (AF 403) (72 hours @ 68°C).

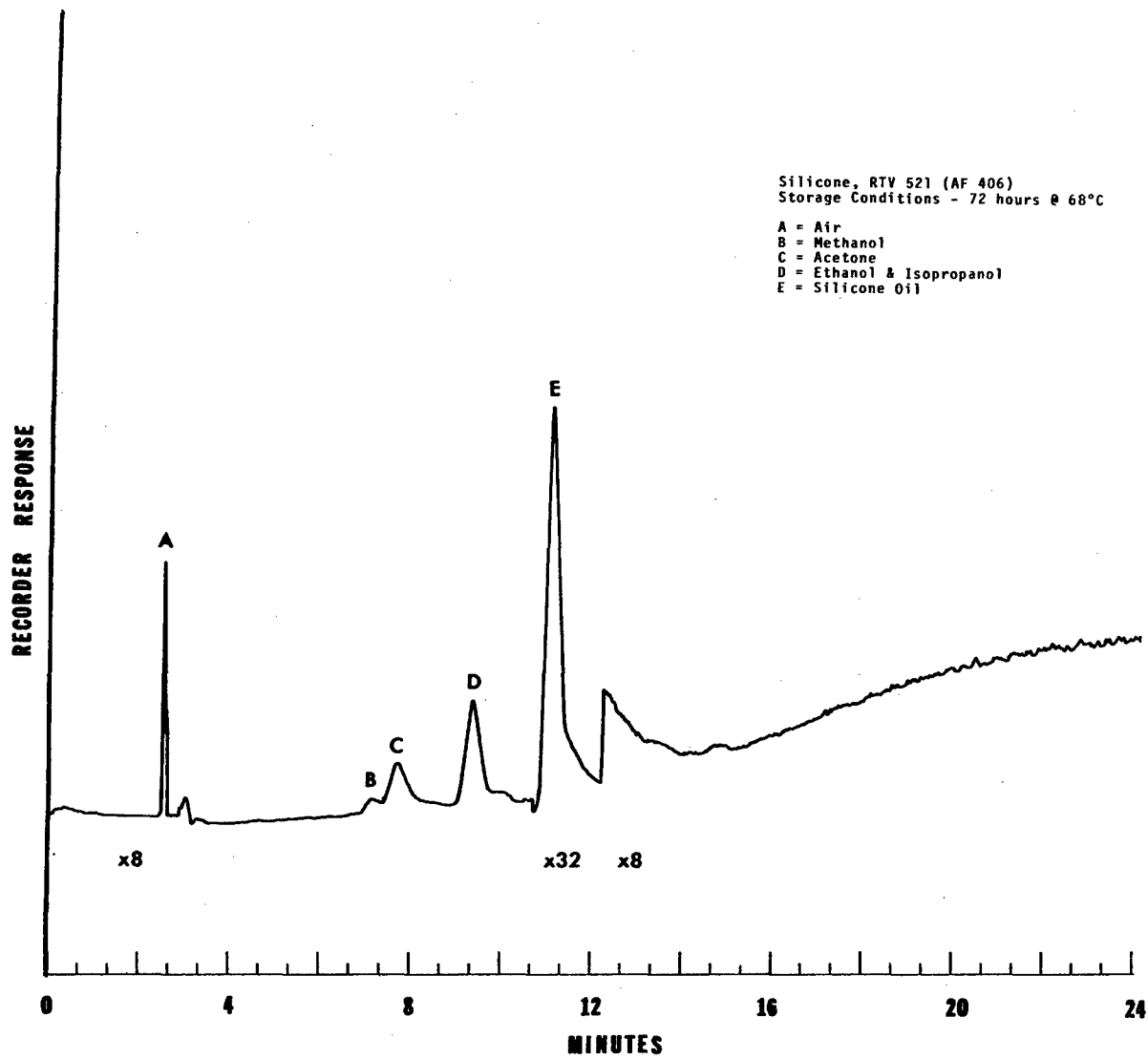


Figure 82. Gas Chromatogram of Gas-Off Products from Silicone, RTV 521 (AF 406) (72 hours @ 68°C).

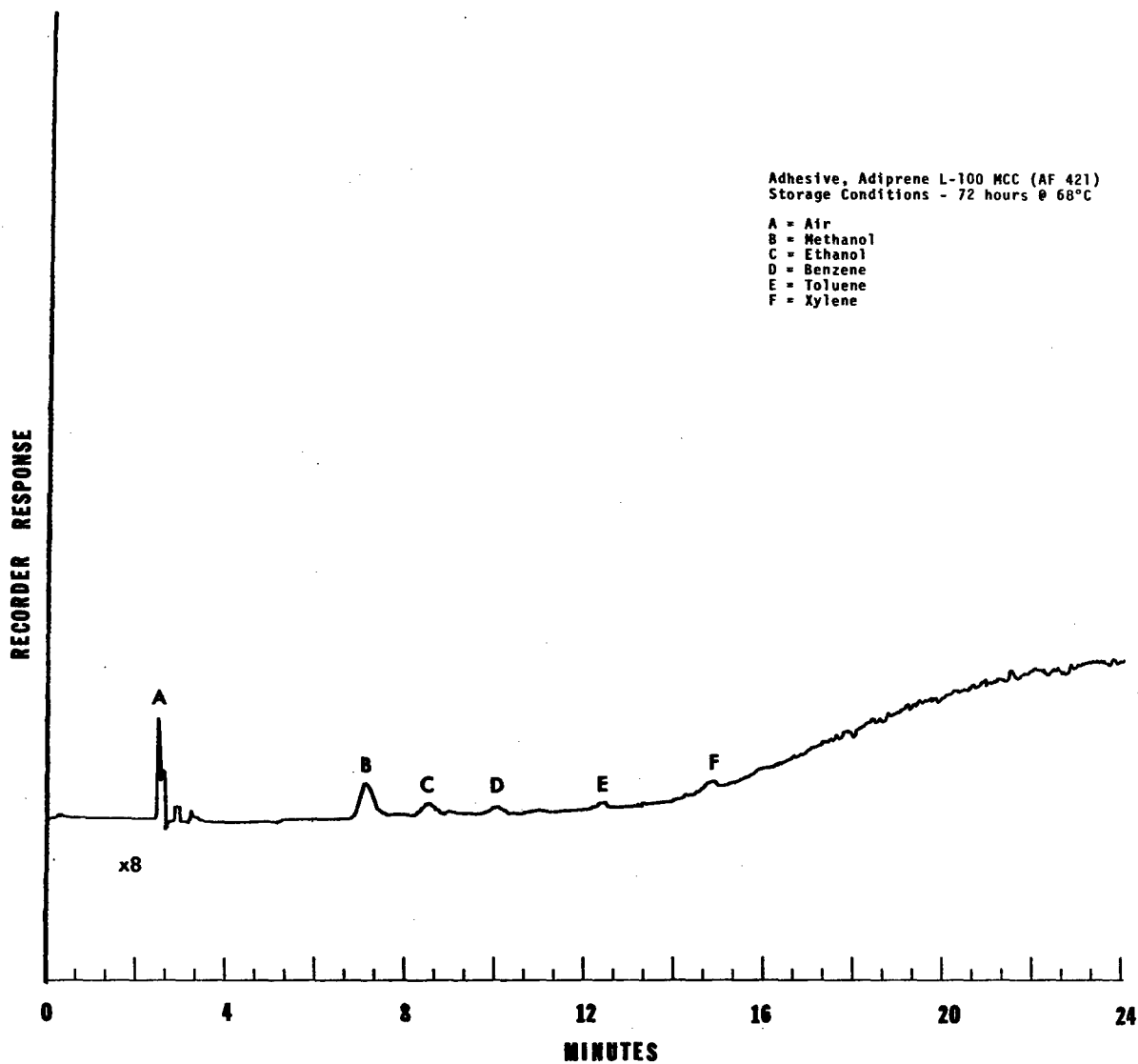


Figure 83. Gas Chromatogram of Gas-Off Products from Adhesive, Adiprene L-100 MCC (AF 421) (72 hours @ 68°C).

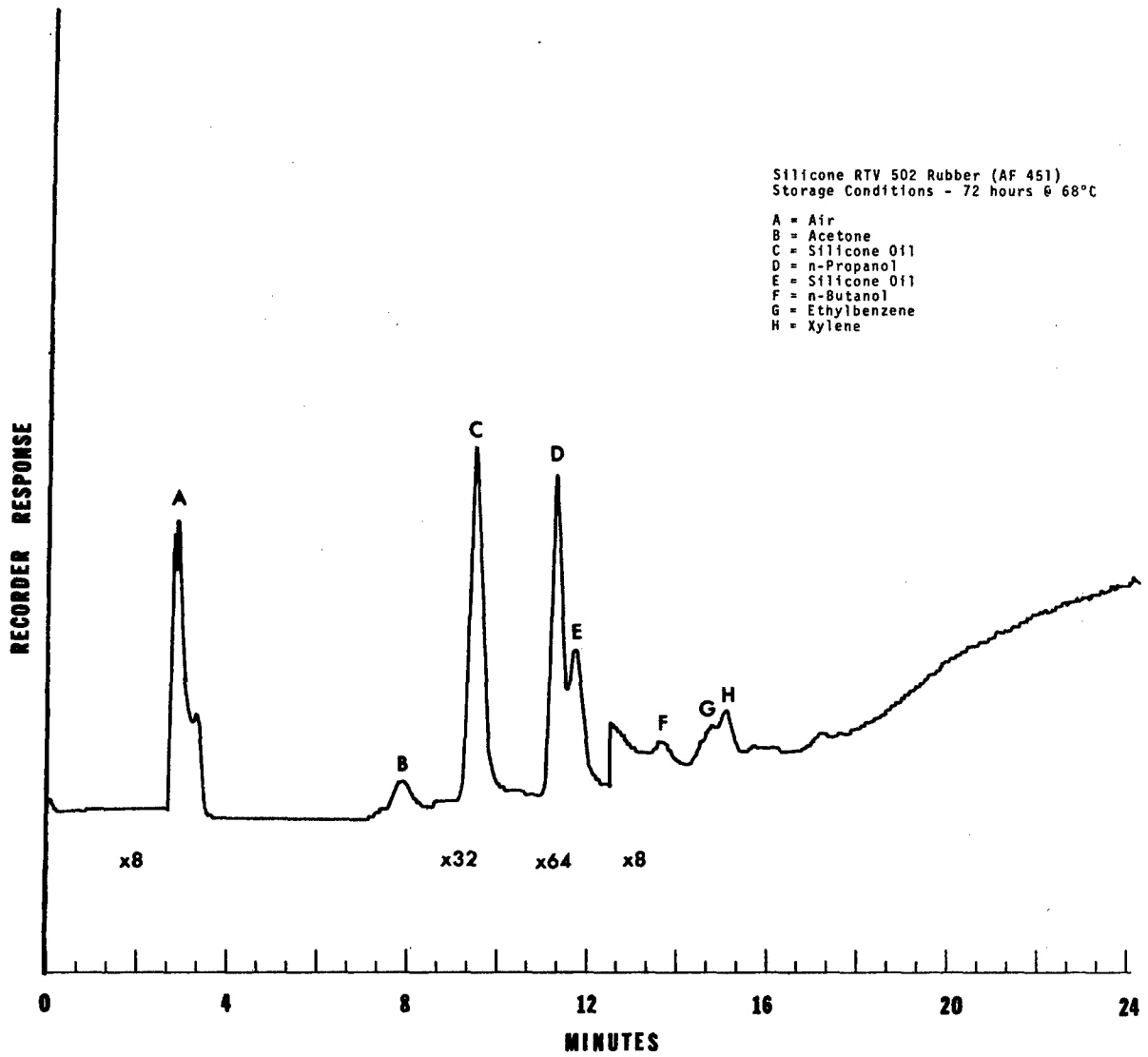


Figure 84. Gas Chromatogram of Gas-Off Products from Silicone RTV 502 Rubber (AF 451) (72 hours @ 68°C).

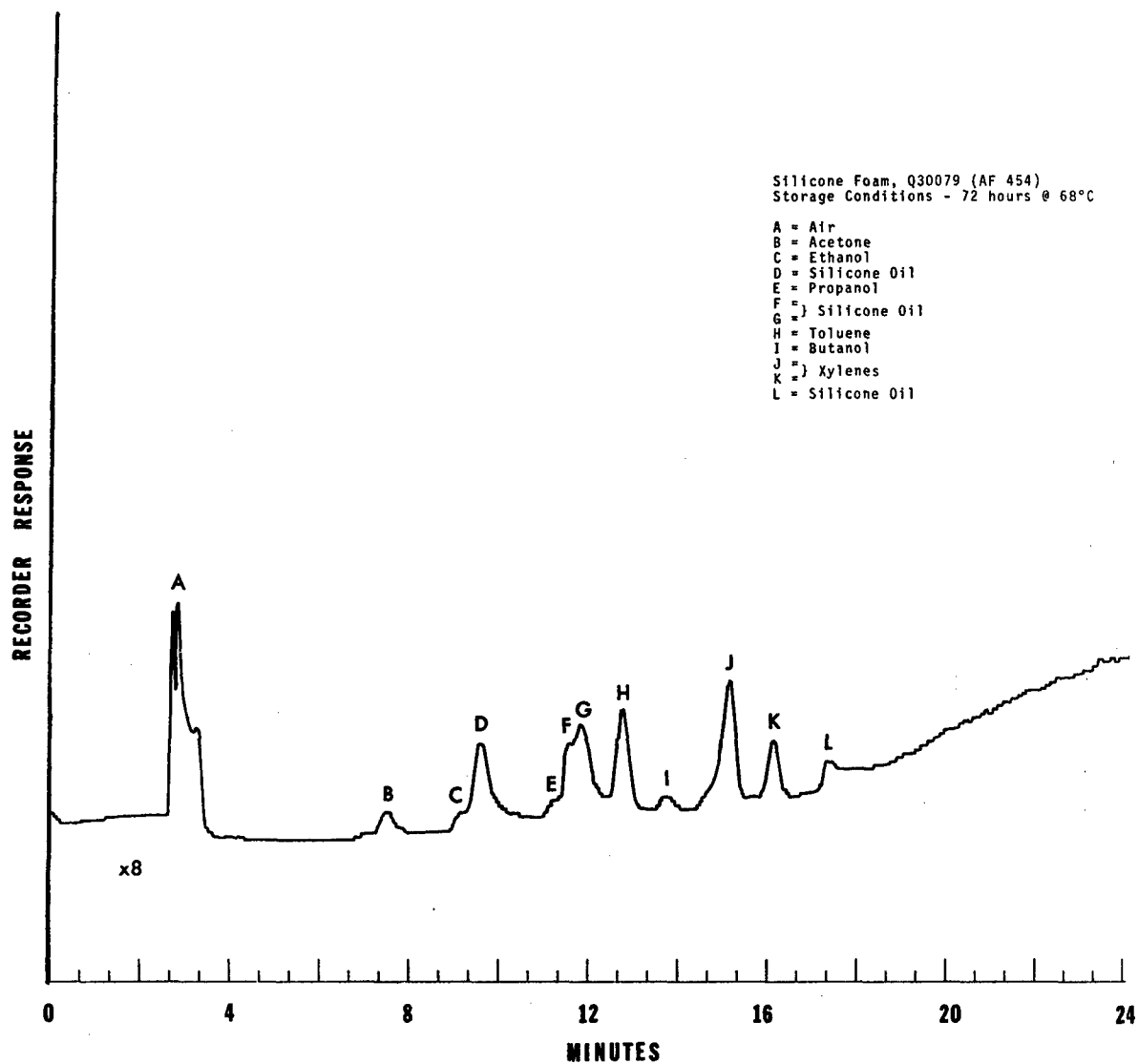


Figure 85. Gas Chromatogram of Gas-Off Products from Silicone Foam, Q30079 (AF 454) (72 hours @ 68°C).

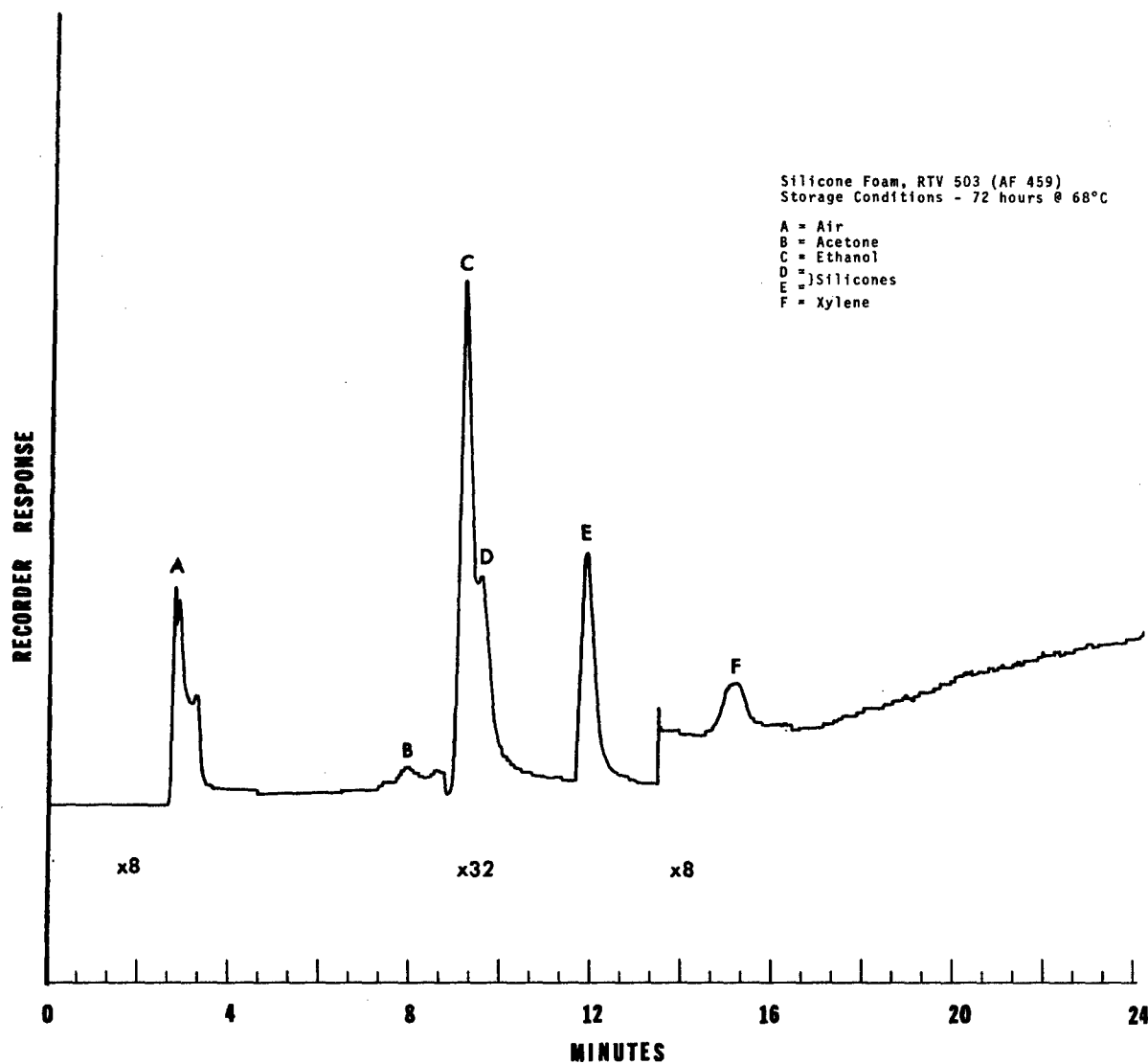


Figure 86. Gas Chromatogram of Gas-Off Products from Silicone Foam, RTV 503 (AF 459) (72 hours @ 68°C).

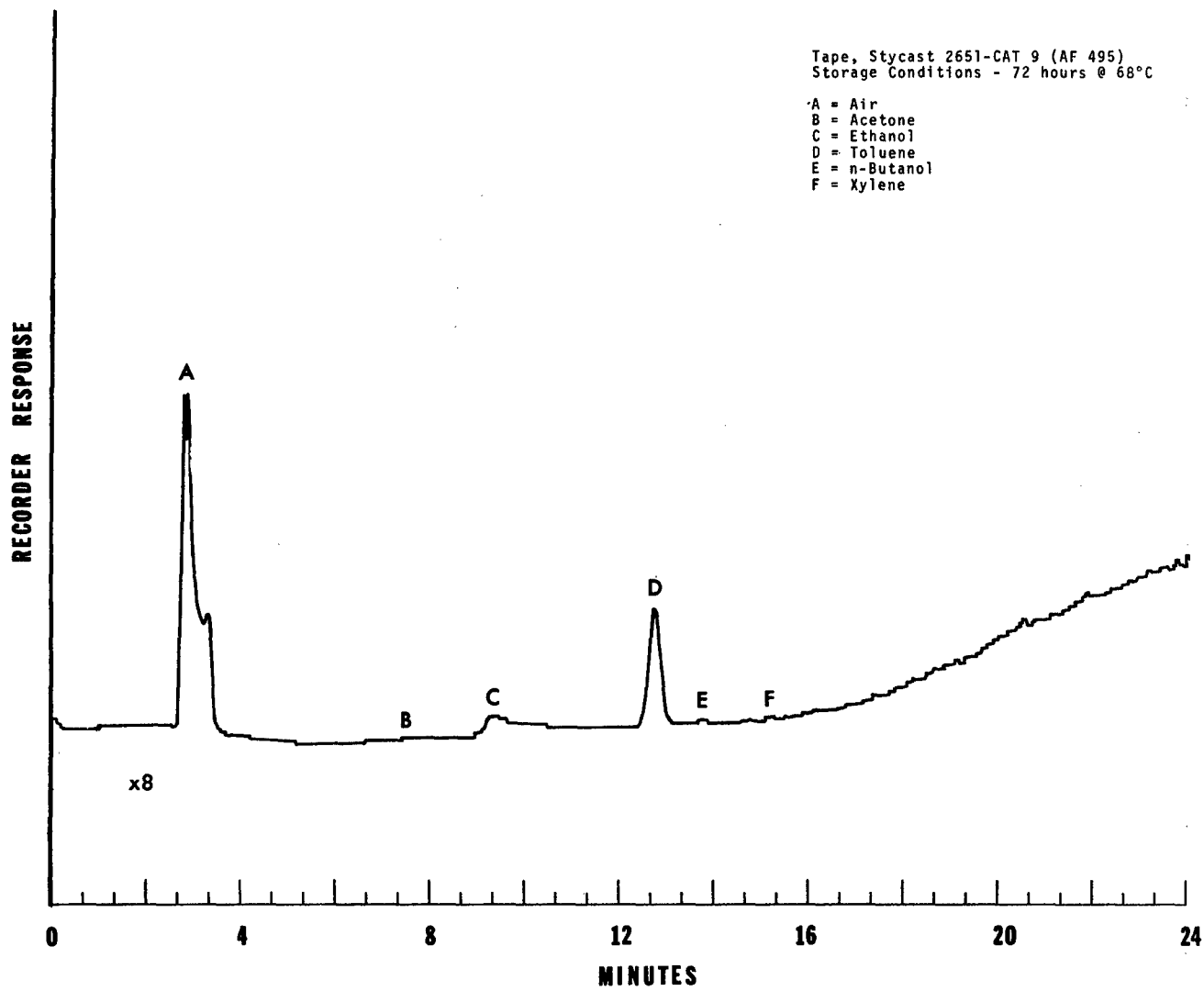


Figure 87. Gas Chromatogram of Gas-Off Products from Tape, Stycast 2651-CAT 9 (AF 495) (72 hours @ 68°C).

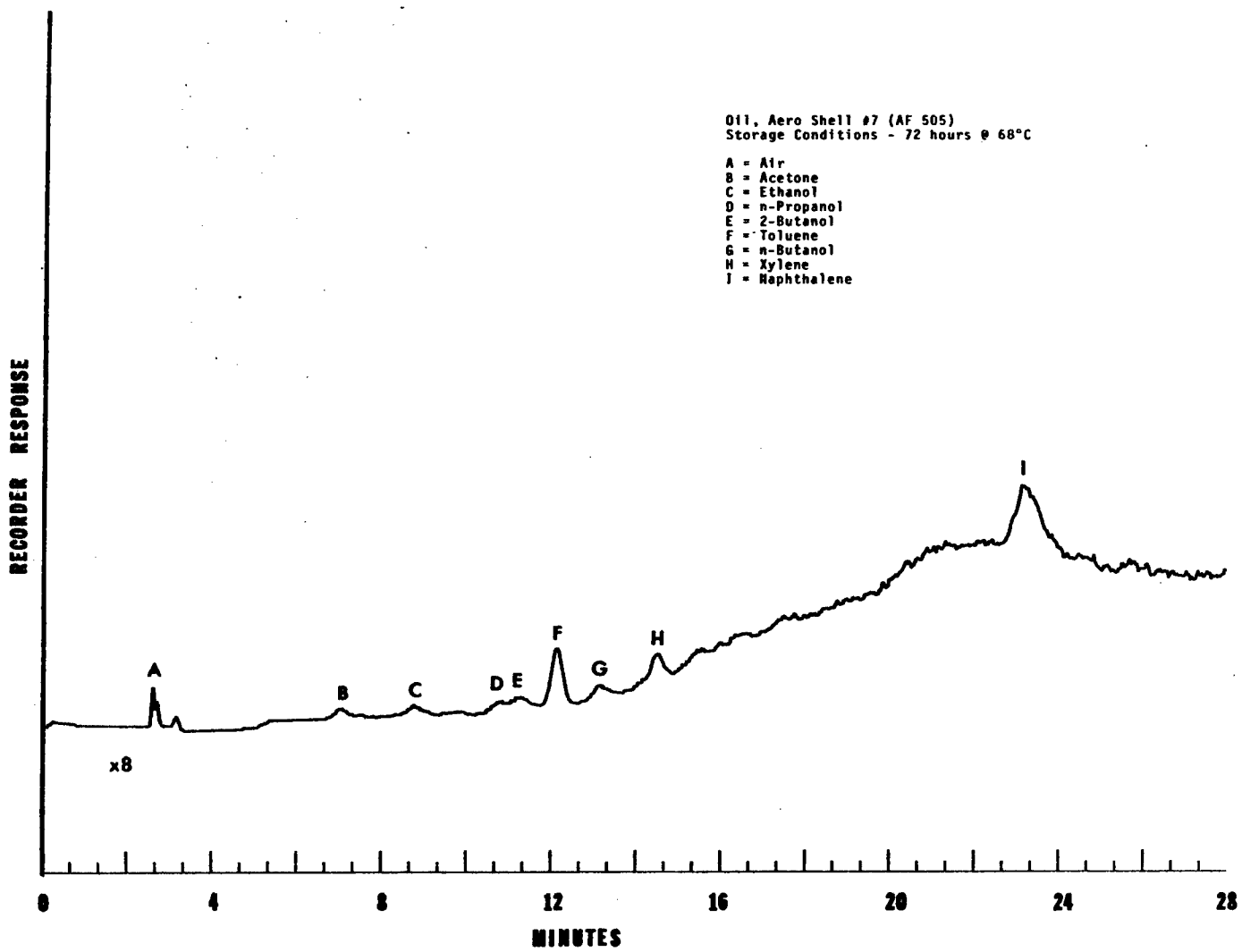


Figure 88. Gas Chromatogram of Gas-Off Products from Oil, Aero Shell #7 (AF 505) (72 hours @ 68°C).

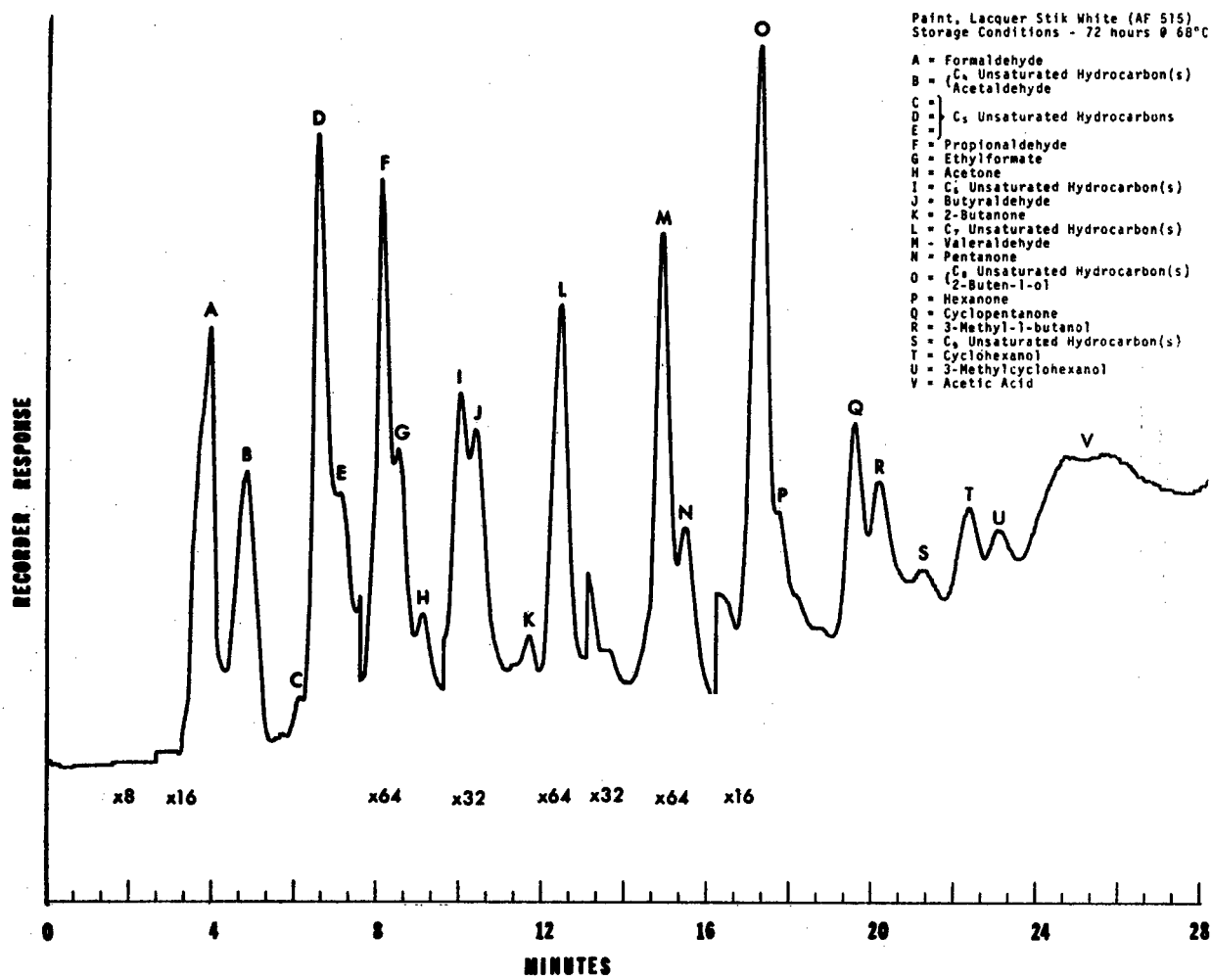


Figure 89. Gas Chromatogram of Gas-Off Products from Paint, Lacquer Stik White (AF 515) (72 hours @ 68°C).

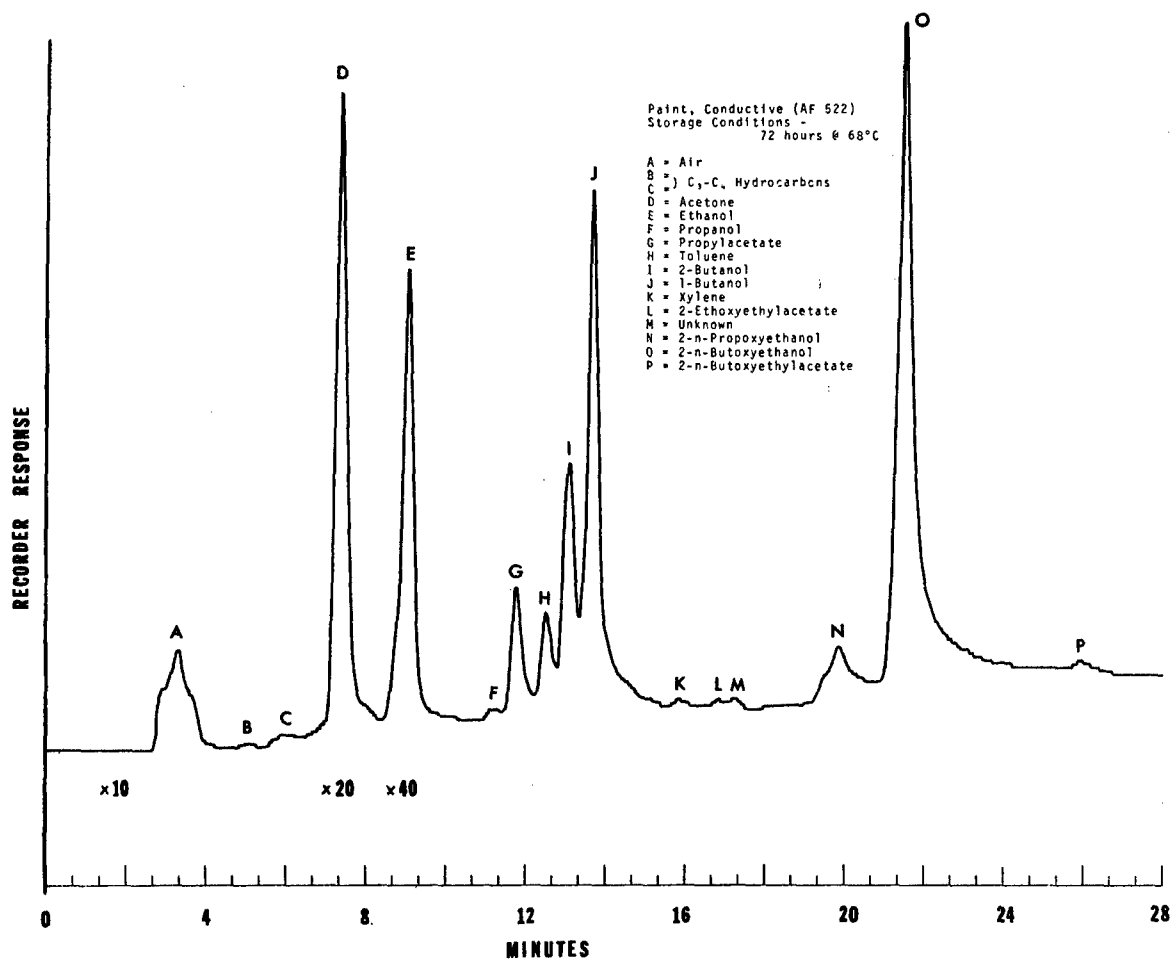


Figure 90. Gas Chromatogram of Gas-Off Products from Paint, Conductive (AF 522) (72 hours @ 68°C).

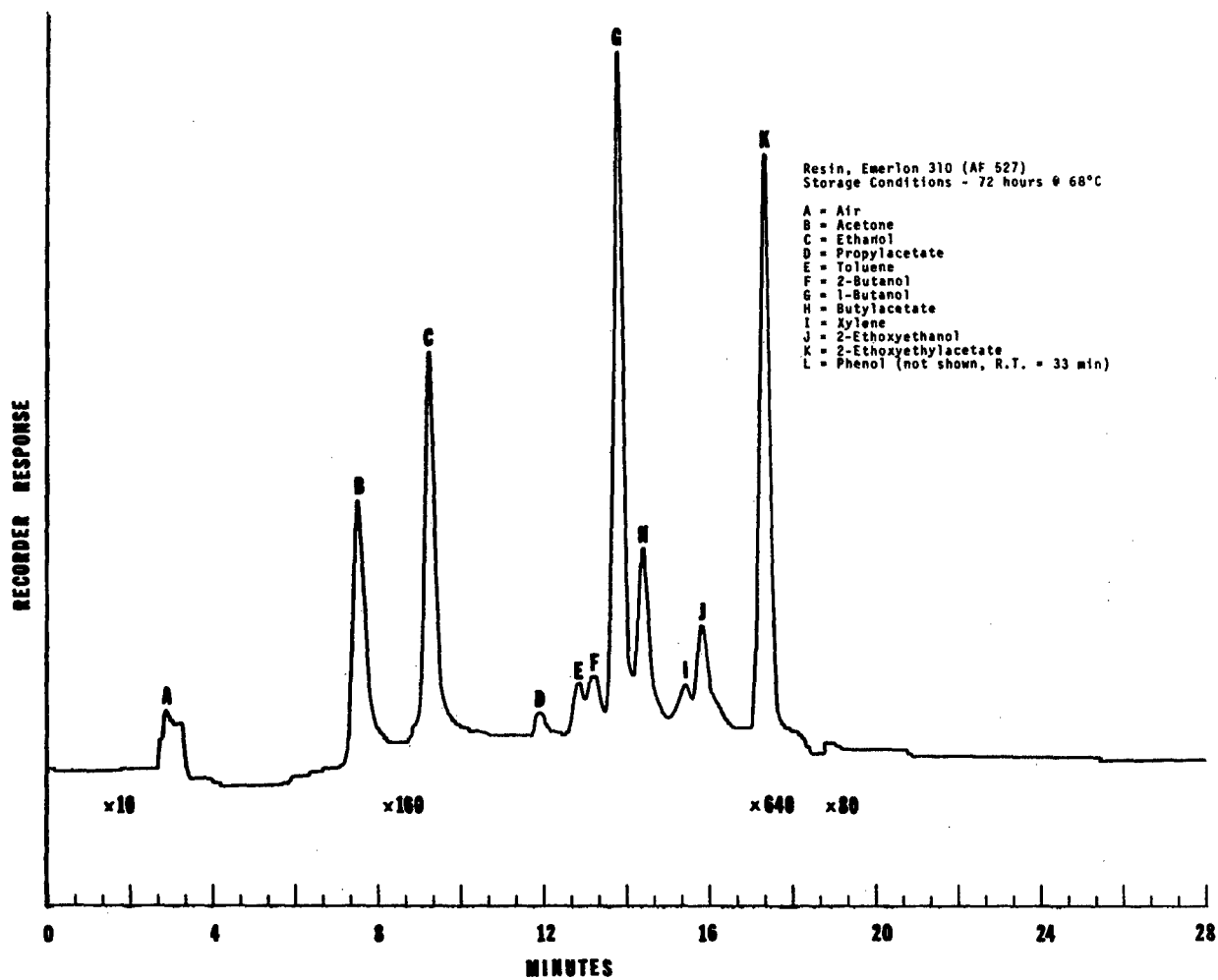


Figure 91. Gas Chromatogram of Gas-Off Products from Resin, Emerlon 310 (AF 527) (72 hours @ 68°C).

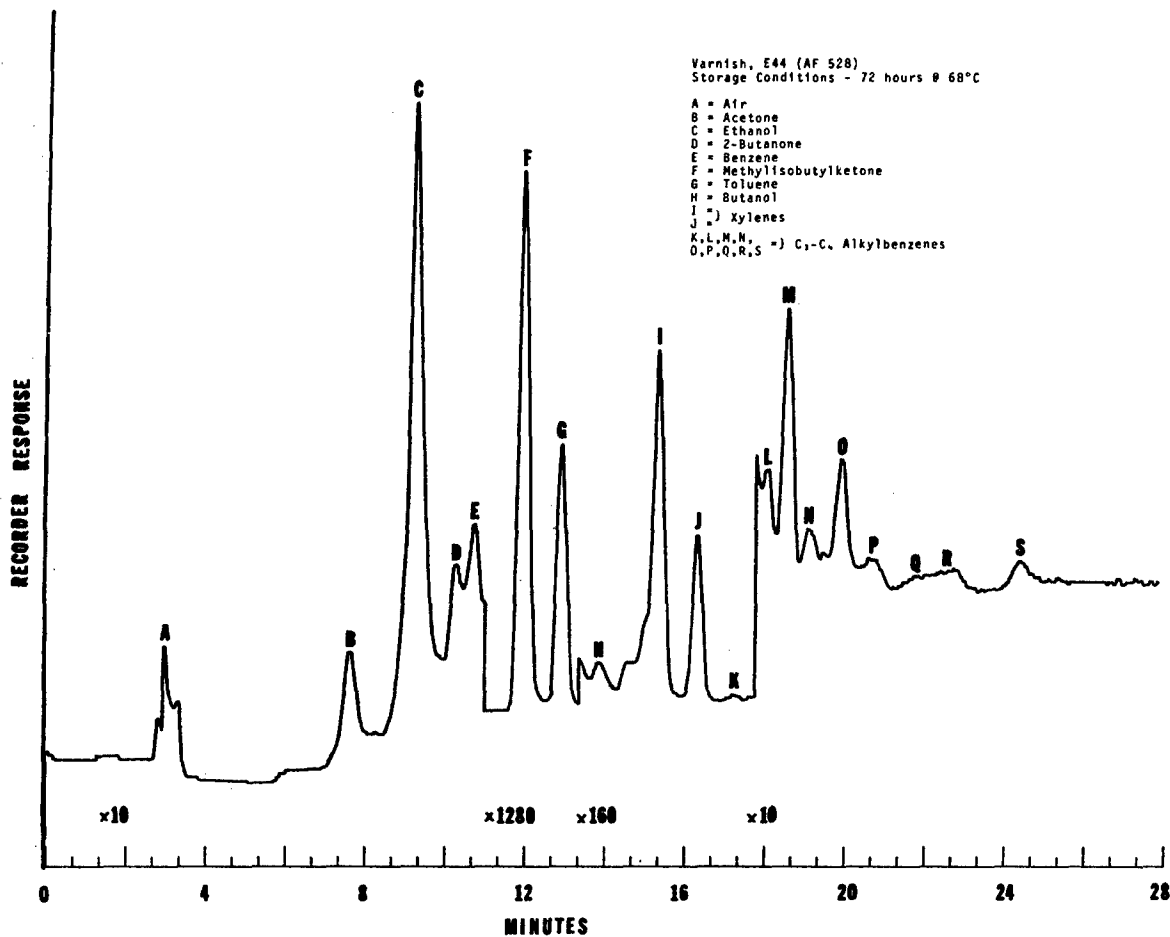


Figure 92. Gas Chromatogram of Gas-Off Products from Varnish, E44 (AF 528) (72 hours @ 68°C).

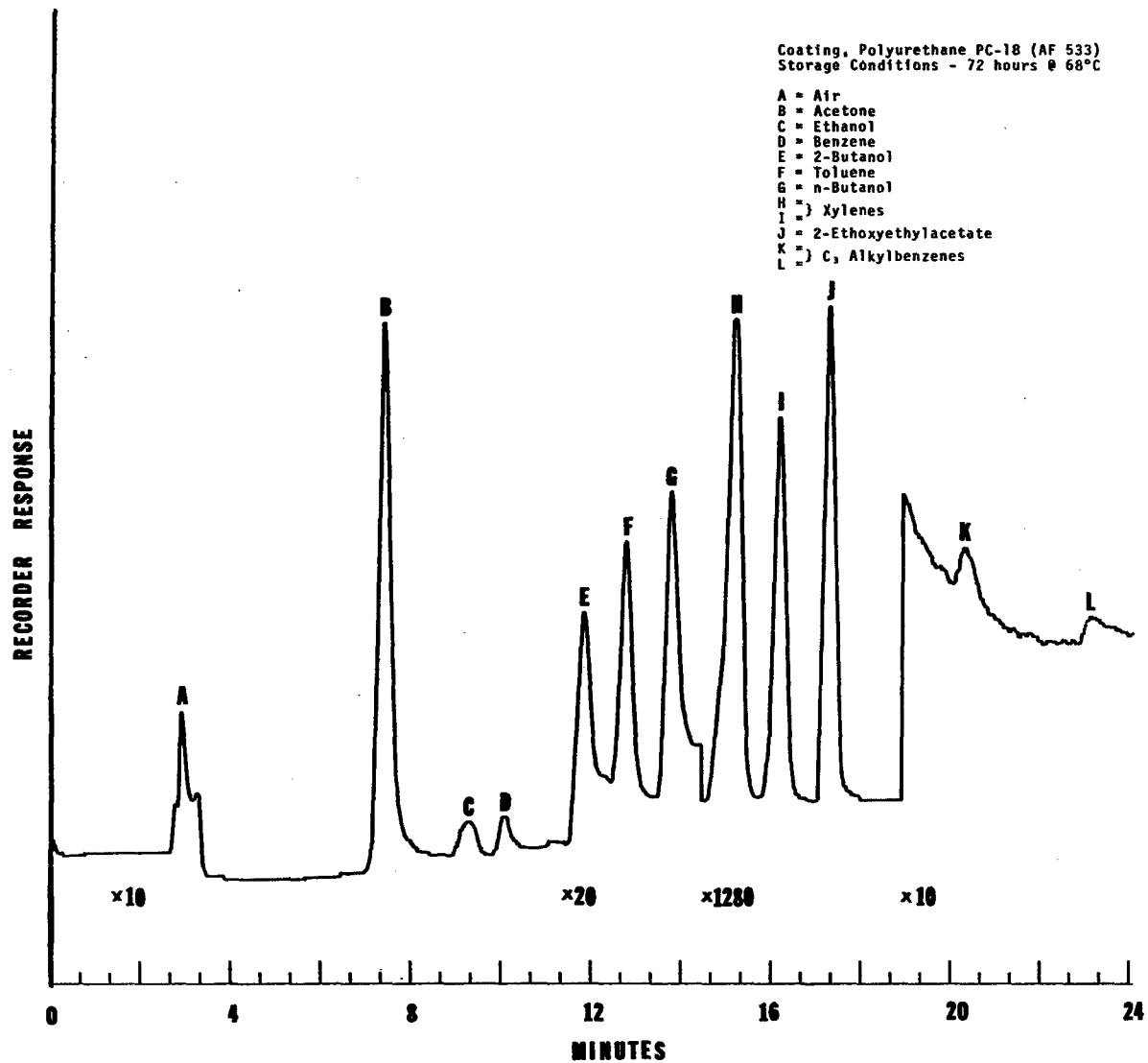


Figure 93. Gas Chromatogram of Gas-Off Products from Coating, Polyurethane PC-18 (AF 533) (72 hours @ 68°C).

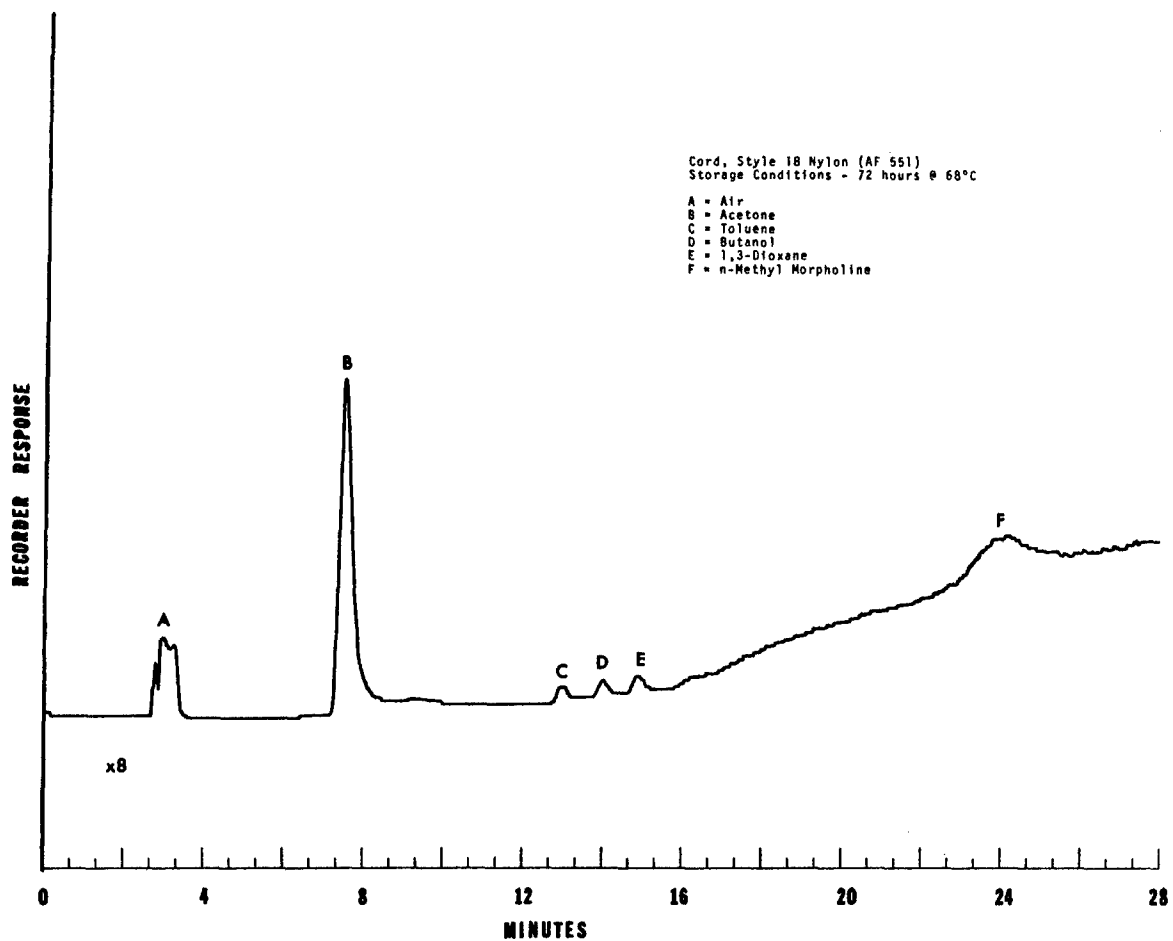


Figure 94. Gas Chromatogram of Gas-Off Products from Cord, Style 18 Nylon (AF 551) (72 hours @ 68°C).

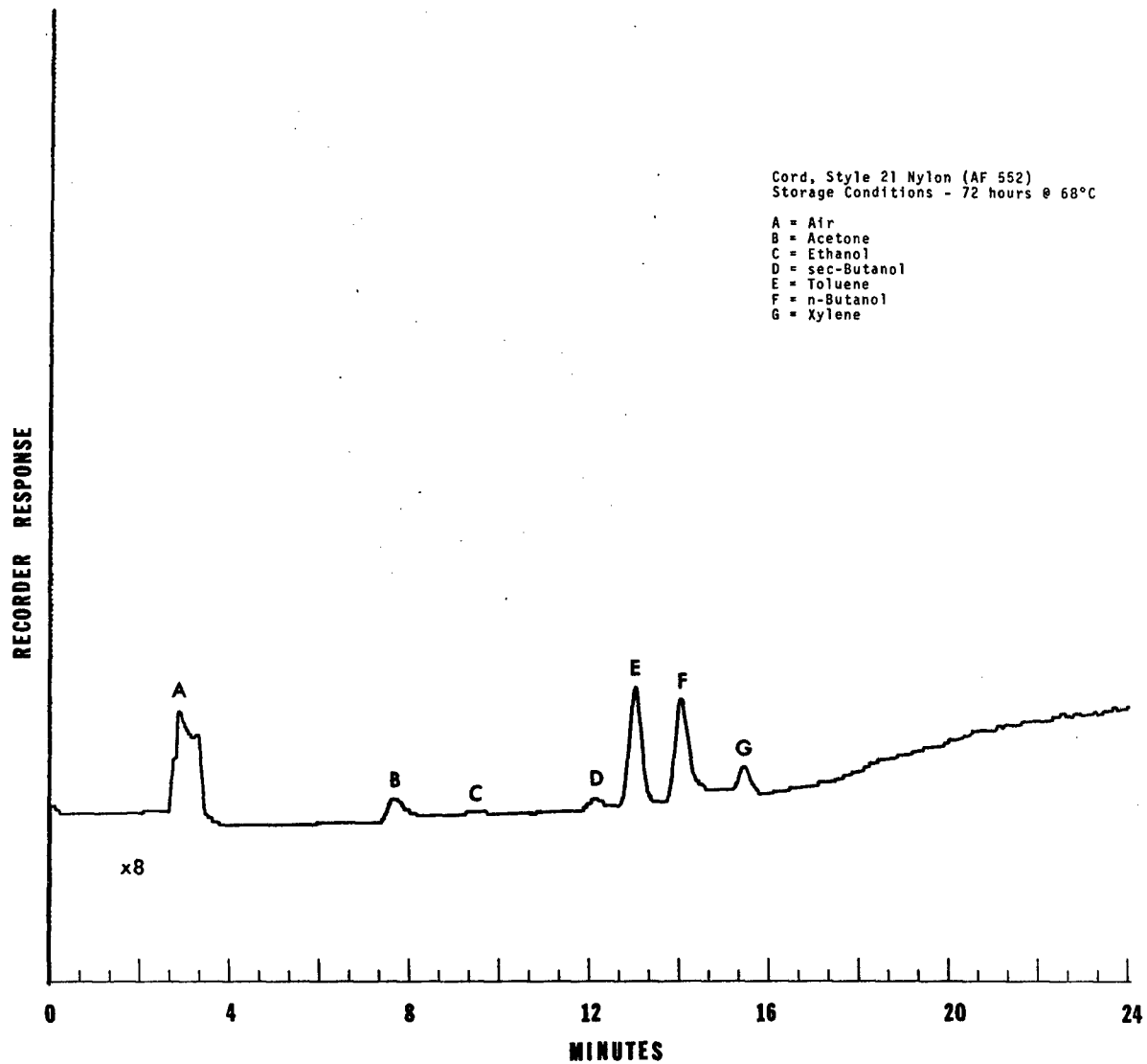


Figure 95. Gas Chromatogram of Gas-Off Products from Cord, Style 21 Nylon (AF 552) (72 hours @ 68°C).

APPENDIX IV

ANALYSES OF BIO-ENVIRONMENTAL ATMOSPHERES
AND SPECIAL ANALYSES

Table XLVI

SPECIAL ANALYSIS NO. 1GAS-OFF PRODUCTS FROM HETRON POLYESTER RESIN

<u>Components</u>	<u>Weight of Components After 30 Days at 25°C (mg/10 gm Candidate Material)</u>
Styrene	0.1
Methylethylketone (or methylethylketone peroxide)*	0.4
Divinylbenzene	0.02
Xylene	0.005
Acetone	0.01
Ethanol	0.1
Methane	0.02
Carbon Monoxide	0.1

*Due to lack of data on the stability of MEK peroxide, it has not been established whether the peroxide decomposes during storage or during analysis.

Table XLVII

SPECIAL ANALYSES NOS. 2 AND 3BIO-ENVIRONMENTAL SAMPLES


	<u>No.2 Exhaust From Test Chamber</u>	<u>No.3 Room Air Outside Test Chamber</u>
Carbon Dioxide	500 ppm	500 ppm
C ₁ -C ₂ Chlorinated Fluorocarbons*	20 ppm	15 ppm
C ₁ -C ₄ Alkylbenzenes	0.1 ppm	(not detected)
Carbon Monoxide	3 ppm	2 ppm
Methane	1-2 ppm	1-2 ppm

*Similar to gas-off products observed from partially chlorinated fluorocarbon lubricants.

Table XLVIII

SPECIAL ANALYSES NOS. 4, 5, 6 AND 7ANALYSIS OF FOUR BIO-ENVIRONMENTAL SPECIMENS

	Component	Level (mg/liter)
Cylinder No. 1	Acetone	0.02 ⁵
	Ethanol	0.03
	Benzene	0.0002
	Trichloroethylene	0.002
	Toluene	0.006
	C ₁ -C ₂ Chlorofluorocarbons	5.6
	Methane	0.0008
	Carbon Monoxide	0.0005
Cylinder No. 2	Benzene	0.001
	Toluene	0.0007
	Methane	0.004
	Carbon Monoxide	0.0002
Cylinder No. 3	Acetone	0.01
	Trichloroethylene	0.002
	Toluene	0.002
	Methane	0.006
	Carbon Monoxide	0.001
Cylinder No. 4	Acetone	0.001
	Ethanol	0.0008
	Benzene	0.0005
	Toluene	0.002
	Methane	0.002
	Carbon Monoxide	0.0003



DOCUMENT CONTROL DATA - R & D

(Security classification of title, body of abstract and indexing annotation must be entered when the overall report is classified)

1. ORIGINATING ACTIVITY (Corporate author) Monsanto Research Corporation 1515 Nicholas Road Dayton, Ohio 45407		2a. REPORT SECURITY CLASSIFICATION UNCLASSIFIED	
		2b. GROUP N/A	
3. REPORT TITLE IDENTIFICATION OF VOLATILE CONTAMINANTS OF SPACE CABIN MATERIALS			
4. DESCRIPTIVE NOTES (Type of report and inclusive dates) Final Report - January 1967 - February 1968			
5. AUTHOR(S) (First name, middle initial, last name) John V. Pustinger Francis N. Hodgson			
6. REPORT DATE July 1968	7a. TOTAL NO. OF PAGES 161	7b. NO. OF REFS 2	
8a. CONTRACT OR GRANT NO. F33615-67-C-1357		9a. ORIGINATOR'S REPORT NUMBER(S)	
b. PROJECT NO. 6302			
c. Task No. 630204	9b. OTHER REPORT NO(S) (Any other numbers that may be assigned this report)		
d.	AMRL-TR-68-27		
10. DISTRIBUTION STATEMENT This document has been approved for public release and sale; its distribution is unlimited.			
11. SUPPLEMENTARY NOTES Supported in part by the National Aeronautics & Space Administration under NASA Defense Purchase Request No. T-31248-G.		12. SPONSORING MILITARY ACTIVITY Aerospace Medical Research Laboratories Aerospace Medical Div., Air Force Systems Command, Wright-Patterson AFB, OH 45433	
13. ABSTRACT Fifty-three candidate materials for space cabin construction were tested to establish volatile gas-off and oxidation products. Testing was accomplished by two methods: (a) preliminary screening by thermogravimetric analysis to determine weight loss during 24 hours at 25°C to 68°C in a nitrogen atmosphere at 5 psia. (b) storage tests at 68°C for 72 hours and at 25°C for 30 and 60 days in oxygen at 5 psia, followed by analyses of the chamber gases. The preliminary screening by measuring weight loss was to determine those materials which exhibit weight losses between 0.001% and 1.0%, exclusive of water. Materials falling within this range were studied further in storage tests to determine the nature of the individual components evolved from the candidate material. Those materials falling outside this range were conditionally excluded from further tests. Weight loss data, thermogravimetric curves, gas chromatograms of volatile contaminants, and the nature and quantities of individual components evolved from the candidate materials are reported. In addition to the gas-off experiments, gas chromatographic and mass spectrometric analyses were performed on 7 samples of atmospheres from bio-environmental systems.			

14. KEY WORDS	LINK A		LINK B		LINK C	
	ROLE	WT	ROLE	WT	ROLE	WT
Space cabin candidate materials Volatile contaminant analyses Thermogravimetric analyses Mass spectrometry Gas chromatography Bio-environmental analyses						