

AD682670

NOT REPRODUCIBLE

SYSTEM ID:

SLS

TITLE:

Serial Library System Update
and Reporting

PURPOSE OF SYSTEM:

To maintain records of the Biological Laboratory
Technical Libraries scientific and technical journals.
These records have been automated to facilitate the
production of receiving reports, accession lists, routing
lists and management review of subscription contracts.

REQUESTED BY:

Biological Lab Technical Library

ANALYST:

D.E. Westfall, Wolf Research and
Development Corporation

PROGRAMMER:

D.E. Westfall, Wolf Research and
Development Corporation

DOCUMENTED BY:

D.E. Westfall, Wolf Research and
Development Corporation

SOURCE LANGUAGE:

COBOL

COMPUTER:

CDC 3150

REQUIRED COMPONENTS:

READER, PUNCH, PRINTER, 2 Magnetic
Tapes, 2 Disk Drives

OBJECT TIME STORAGE
REQUIREMENTS:

Main Memory:

Secondary:

SECURITY CLASSI-
FICATION:

Program: Unclassified

Data: Unclassified

D D C
RECEIVED
FEB 27 1969
B

1

Best Available Copy

This document has been approved
for public release and sale; its
distribution is unlimited

OBJECTIVE:

To maintain records of the scientific and technical journals in the Biological Lab Technical Library for production of routing slips, accession list, subscription contract review.

SYSTEM DESCRIPTION:

Records are updated (additions, deletions, and changes) on a monthly basis by use of receipt cards, and route cards received from the Library. The Update Program produces the current month accessions, first copy list, route list and expected issue cards to be recycled through the system during the next update cycle.

Special management review lists for contract renewal are produced as required.

The following section (Page 3 through 6) describes the methods and input cards to be used by the Journal Control Center of the Technical Library in preparing transaction cards to create and update the Publication Master, Accession and Route file for the Serial Library System and to produce the required reports and special listings.

General

The system inputs for update and normal processing as shown in Attachment 1 are:

- a. Date control card for program SLS01.
- b. Title card (1 in Col. 80)
- c. Vendor information/address cards (2 and 3 in Col. 80)
- d. Publisher information card (4 in Col. 80)
- e. Cross reference cards (5 and 6 in Col. 80)
- f. Route file information card (9 in Col. 80)
- g. Accession delete card (7 in Col. 80)

The special data control cards for accession lists and the suppliers lists are shown in Attachments 2 through 5.

CREATE PROCEDURES

Publication Master File

The minimum data required to create a record for a new journal on the publication Master File is the title card (1 in Col. 80) with following fields punched:

- a. Title code in Col. 1-5
- b. Title of journal in Col. 6-58
- c. Volume number in Col. 62-65
- d. Issue number in Col. 66-69

If available all pertinent information should be loaded at the time the record is created. If not available the record can be updated during any succeeding processing cycle.

Route File

To create a record on the route-file for the required routing of any journal prepare route information card (9 in Col. 80) for each recipient of a specified copy of a journal.

Accession File

The accession file is created by the 1 in Col. 80 card used to create the publication master file. A new record is created for each volume/issue number of a journal as it is received into the system.

UPDATE ACTIONS

Publication Master File

All data on the Master File can be changed. To update and/or correct any data field punch the required data in the appropriate card columns plus the title code in Col. 1-5 and the card code in Col. 80.

Correcting a volume/issue number that is too high requires deletion and a creation. Both of these actions can take place during the same update cycle.

Route File

To correct or change a record in the Route File requires a 9 card with data fields filled in.

Accession File

The Accession File cannot be corrected except through an accession delete and a master record update.

DELETION ACTION

Publication Master File

To delete a record from the Publication Master File requires a 1 card with the title code of the record to be deleted punched in Col. 1-5, the word DELETE in Col. 6-11 and a 1 in Col. 80.

Route File

A 9 card with the title code in Col. 1-5, the sequence number in Col. 7-9 and DELETE in Col. 10-16 will delete a record from the route file.

Accession File

A 7 card with the title code in Col. 1-5, the volume/issue number of the first record to be deleted in Col. 6-13 and the last record in Col. 16-23 will delete records from the Accession File.

ACCESSION LISTS

To produce the First/Last Accession list requires the control card shown in Attachment 2.

To produce the Cumulative Accession List use the control card shown in Attachment 3.

SPECIAL MANAGEMENT REVIEW LISTS

To produce the special management review lists requires the control cards as shown in Attachment 4 and 5. For each title control card (Attachment 4) there can be any number of vendor control cards (Attachment 5).

COBOL NAMES USED IN SYSTEM
TO MANIPULATE DATA IN THE
PUBLICATION-MASTER-FILE RECORD

| <u>Location</u> | <u>Size</u> | <u>Type</u> | <u>Source</u> | <u>Data Name</u> | <u>COBOL Name</u> |
|-----------------|-------------|-------------|---------------|---------------------------------|-------------------|
| 1-5 | 5 | N | 1 | Title Code | TTL |
| 6-58 | 53 | A/N | 1 | Title of Journal | TITLE |
| 59 | 1 | N | 1 | First Issue Indicator | IST-ISS |
| 60-61 | 2 | N | 1 | Number of Copies | NR-CY |
| 62-65 | 4 | N | 1 | Volume Number | VOL-NR |
| 66-69 | 4 | N | 1 | Issue Number | ISS-NR |
| 70 | 1 | N | 1 | Continuous Issue Indicator | CONT-ISS |
| 71-74 | 4 | N | 1 | Frequency | FREQ |
| 75-79 | 5 | A/N | 1 | Location Filed | LOC |
| 80-83 | 4 | N | 3 | Number of Issues in a Volume | NR-IN-VOL |
| 85-87 | 4 | N | 3 | Number of Issues Received | ISS-RECD |
| 88-131 | 44 | A/N | 2 | Vendor | VEND |
| 132-161 | 30 | A/N | 2 | Street Address | ADRS-2 |
| 162-191 | 30 | A/N | 3 | City & State Address | ADRS-3 |
| 192-221 | 30 | A/N | 3 | Country Address | ADRS-4 |
| 222 | 1 | A/N | 3 | Language of Publication | LANG |
| 223 | 1 | A/N | 3 | Foreign Publication | FORCN |
| 224 | 1 | A/N | 3 | Pay in Advance Indicator | AD-PAY |
| 225-244 | 20 | A/N | 4 | Publisher | PUB |
| 245-259 | 15 | A/N | 4 | City of Publication | CTY-PUB |
| 260-279 | 20 | A/N | 4 | Purchase Order Number | PUR-ORD-NR |
| 280-284 | 5 | N | 4 | Cost | COST |
| 285-288 | 4 | N | 4 | Renewal Date | REN-DT |
| 289-298 | 10 | A/N | 4 | Subject Code | SUB |
| 299-368 | 70 | A/N | 5 | Cross Reference | X-REF |
| 369-433 | 70 | A/N | 6 | Issue Holdings | ISS-HLD |
| 439-446 | 8 | N | Comp | Expected Volume Issue | EXP-VOL-ISS |

The above COBOL names are used as the basic names for all records. Prefixs/Suffixs below indicate which record or work area is being referred to--

| | |
|---------------------------|---------------------------|
| MST | PUB-MST-REC |
| O | Old MASTER as read |
| N | New MASTER as written |
| ACC | ACCESSION Record as read |
| RT | ROUT-RECORD as read |
| A-T | 1 cards in accession tank |
| 1, 2, 3, 4, 5, 6, 7 | References Card |
| 9CD | References 9 card |
| R-T | Route tank |

PROGRAM TITLE: Serial Library Update (SLS01)

PROGRAM OBJECTIVE:

To maintain current records of scientific and technical journals, which reflect for each journal on file in the Technical Library the following data:

1. Title
2. Number of copies
3. Volume/issue number
4. Cost per copy per year (run of subscription)
5. Supplier
6. History of all journals received.
7. Route information
8. Final depository location

PROGRAM DESCRIPTION:

1. The Master Publication and Route Files are loaded to disk from tape. The first issue (Master Publication File) is set to spaces at this time. Date card is read edited and stored. The Accession File is processed from tape with the current month receipt indicator being removed as the file is read.

2. Input cards are sequence checked as read. If the sequence is low, the card with a sequence note is printed, and another card is read. If sequence is high the control goes to the update process.
3. For an equal sequence or first card in a group, the type is determined and the card is stored. The following edits are made (if a field is in error the card is printed with *'s over the field in error and moves spaces to that field in memory).

1 card = number of copies, volume/issue number.
If volume/issue is in error the card is rejected. If DELETE is punched in the Title field a delete switch is set.

3 card = number of issues per volume and number of issued received.

4 card = cost of subscription

New record = at least a 1 card is required to create a new publication record, if not, list other cards.

4. Expected issue cards are cut for the first time each journal processed, depending on the first 2 characters of the frequency code.

| | |
|-----------------|---|
| 80 Weekly | 8 |
| 81 Bi-Weekly | 4 |
| 82 Semi-Monthly | 4 |
| All others | 2 |

During succeeding processings, one expected issue card will be cut for each receipt.

When more than one card is cut the volume/issue number will be adjusted accordingly.

5. All valid 1 cards will be loaded to the accession file. An indicator will be set to reflect the current months processing.

A 7 card (accession delete) is required to delete records from the Accession Tape. A single card will cause from one to all issues of any journal to be deleted from the file.

6. A 9 card (route) will cause the route file to be updated. If DELETE is punched in the name field, the corresponding title code/sequence number record will be deleted.

An asterisk (*) in Col. 6 indicates the first receipt of a copy of the journal. There will be a maximum of five names per route slip. The same number of route slips will be printed per copy as expected issues cards punched.

7. At end of the job, while dumping the updated files to tape, produce the first copy list from the Master File if first copy field is *. List all route records for Audit. The current months accessions will be listed if current month field in the accession tape is A.

OPERATING INSTRUCTIONS
JC-SLS01

I. CONTROL INFORMATION

- A. Usual Source of Data: Fort Detrick
Technical Library
- B. Point of Contact: Journal Control Room
- C. Data Transmittal Form: Expected issue
DD 1530 Transcript
- D. Frequency of Use: Monthly
- E. Due In:
 - 1. Day = 20th of month or first work-day
thereafter
 - 2. Time = 1000 hours
- F. Due Out:
 - 1. Day = first work-day after due in
 - 2. Time = 0800 hours
- G. Estimated Run Time: 30 minutes
- H. Usual Priority Status: Routine
- I. Security Classification: Unclassified
- J. Distribution: TECH Library

II. OPERATING PROCEDURES

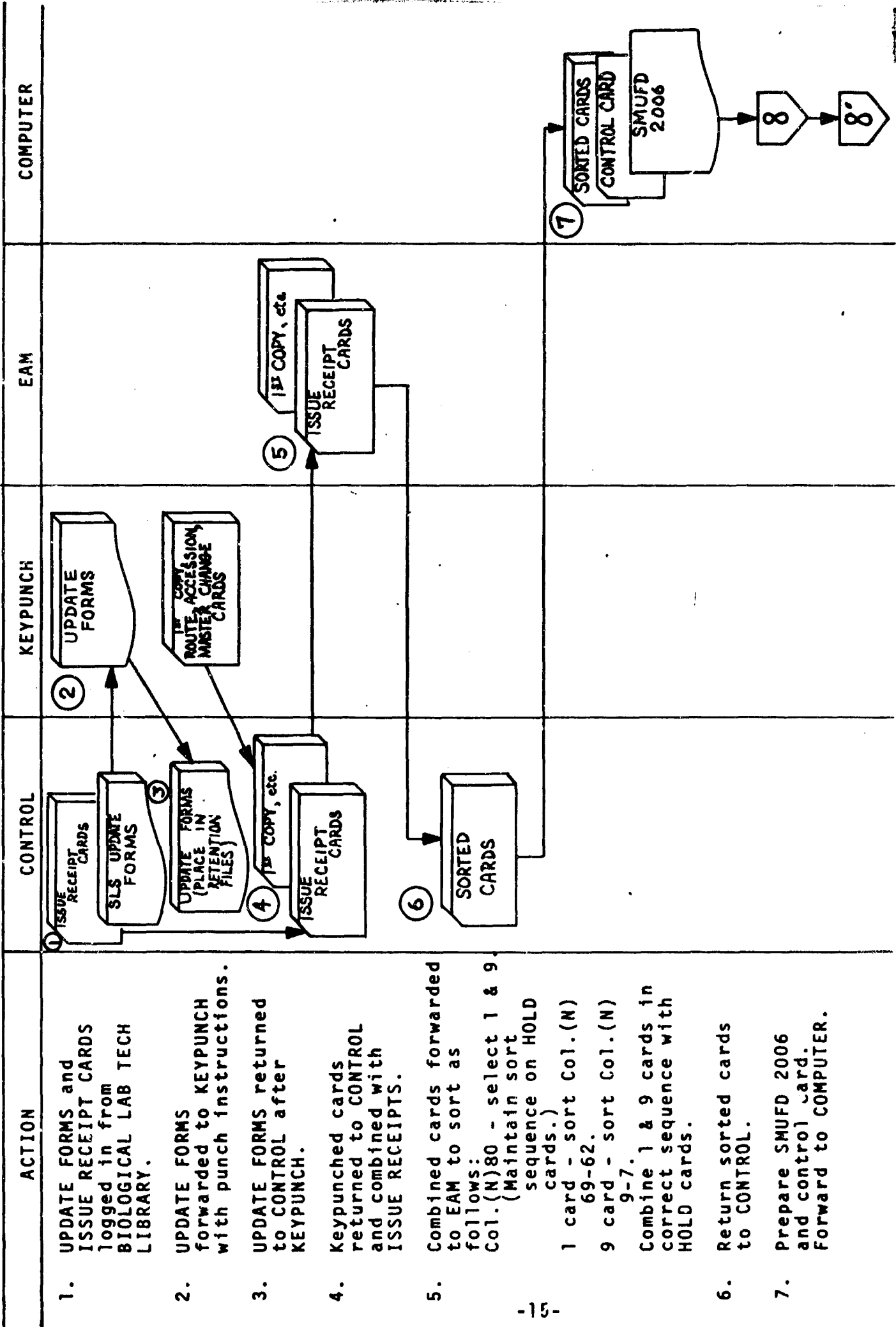
| <u>Area of Responsibility</u> | | <u>Action</u> |
|-------------------------------|----|---|
| Control | 1. | a. Log in DD 1530 Transcription sheets, Expected Issue Cards b. Prepare key Punch instructions W/O--if required c. Forward DD 1530 with instructions to Key Punch |
| Key Punch | 2. | a. Punch data per instructions b. Return DD 1530 to Control c. Return cards to Control |
| Control | 3. | a. File DD 1530's b. Combine cards from Library and Key Punch, Prepare Sort instructions c. Forward to EAM |
| EAM | 4. | a. Sort Col. (N) 80 b. Select 1, 9 cards--Maintain Sort Integrity of other cards c. Sort 1 cards Col. (N) 69-62 d. Sort 9 cards on Col. (N) 9-7 e. Combine 1 and 9 cards in correct sequence with nonselect deck in step a f. Sort 5-1 g. Return to control |

Area of
Responsibility

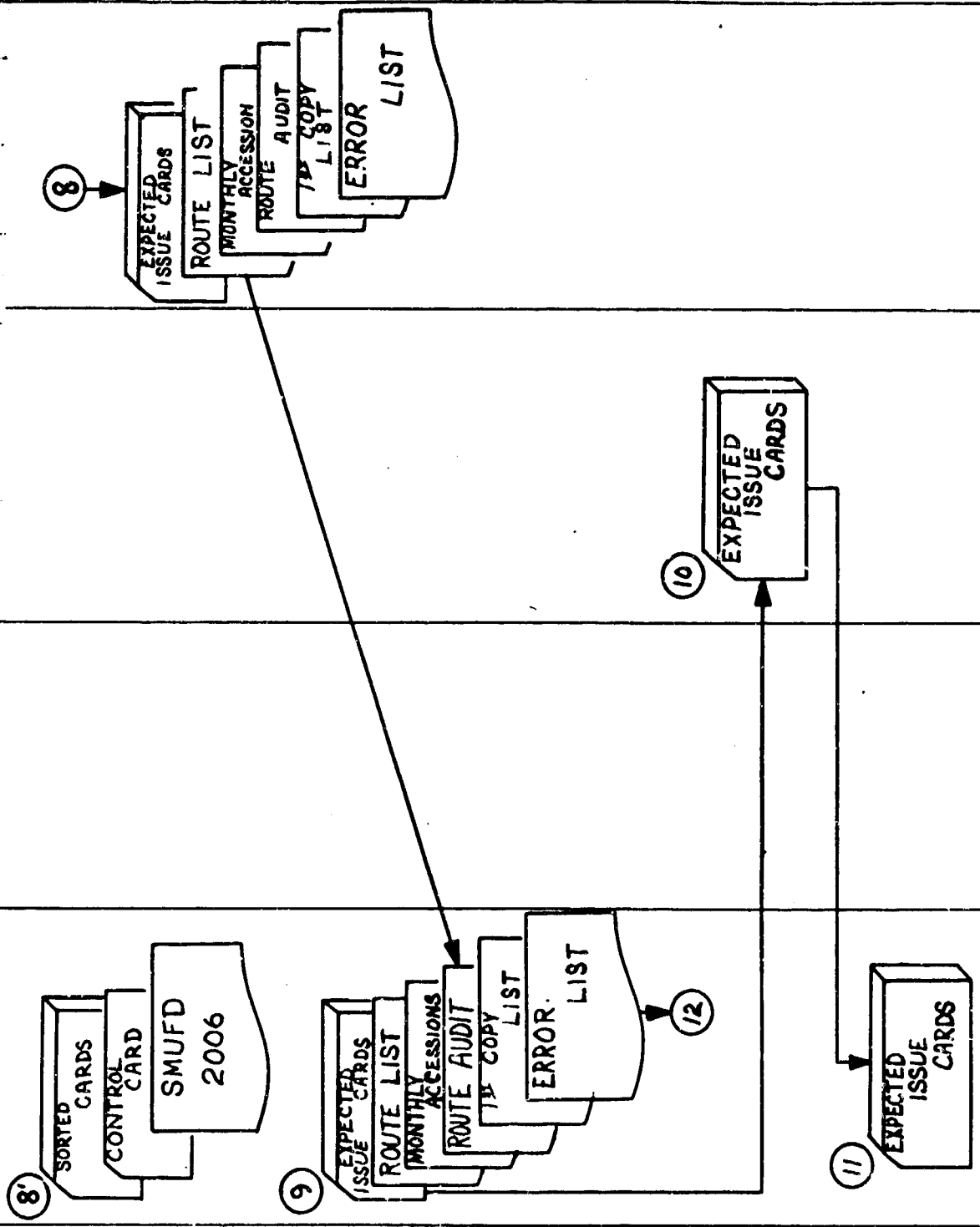
Action

- | | | | |
|----------|-----|----|---|
| Control | 6. | a. | Prepare SMUFD Form 2006 |
| | | b. | Prepare Data card giving price and current month data |
| | | c. | Forward Data deck with 2006 to Computer |
| Computer | 7. | a. | Process SLS01 as indicated on 2006 |
| | | b. | Return Input to Control |
| | | c. | Forward Expected Issue Cards to Control |
| | | d. | Forward Listing to Control |
| Control | 8. | a. | File Input in 60-Day Retention File |
| | | b. | Prepare Interpret instructions Forward with Expected Issue to EAM |
| | | c. | Decolrate Burst listings |
| EAM | 9. | a. | Interpret Expected Issue Card |
| | | b. | Return to control |
| Control | 10. | a. | Forward Listings and cards to Library |

WORK FLOW: SLS01 - SERIAL LIBRARY UPDATE



8. Run program SLS01.
Output EXPECTED ISSUE CARDS and four copies of each listing.
- 8'. Return input and operator instructions to CONTROL.
9. Forward all output to CONTROL - CONTROL log in.
10. Forward EXPECTED ISSUE CARDS to EAM for interpretation of Col. 1-5 upper 11ne
62-65 lower 11ne
66-69
11. Return interpreted cards to CONTROL.
12. Burst listings. Forward listings and EXPECTED ISSUE CARDS to TECHNICAL LIBRARY.



3150 OPERATING INSTRUCTIONS

MAX.TIME 1 Hr. SEQUENCE NO. _____

RUN ID SLS01 RUN NAME Serial Library Update and Edit

REQUESTER Journal Control Room ATTEND _____ AUTH. _____

COST CENTER _____ WORK CODE _____ STEP _____

FORE/BACK _____ MSOS/OTHER _____

JUMP SWITCH: 1. _____, 2. _____, 3. _____, 4. _____, 5. _____

MAG.TAPE:

| IN: | UNIT | LUN | LABEL | REEL | RING | DISPOSITION |
|------|------|-----|----------|------|------|--------------|
| | 01 | 04 | SLSOIMST | 1 | | |
| | | 06 | SLSOIROT | 1 | Out | Hold on File |
| | 01 | 05 | SLOIACC | 1 | Out | Hold File |
| OUT: | 02 | 07 | SLSOIACC | 1 | In | Master File |
| | 01 | 04 | SLSOIMST | 1 | In | |
| | 02 | 06 | SLSOIROT | 1 | IR | Master |

CARDS:

IN: LABEL SLS01CDS DISPOSITION: 60-Day retention

OUT: LABEL Expected receipts DISPOSITION EAM/TECH Library

DISK:

PACK NO. SCRATCH, _____, _____, _____

PRINTER:

1413 - 5x8

LABEL TECH LAB. FORM NO. Continuous PARTS 2 CARRIAGE TAPE Standard

PAPER TAPE:

IN: LABEL _____ DISPOSITION _____

OUT: LABEL _____ DISPOSITION _____

SPECIAL INSTRUCTIONS:

HALTS:
NO.

CAUSE/CORRECTIVE ACTION

- 01 Remove Master tapes SLS01MST from LU04 and SLS01ROT
from LU06. Mount Master Tape SLS01ACC on LU05 and a
scratch tape labeled SLS01ACC with today's date on LU07.
- 02 Remove Master Input SLS01ACC from LU05, Mount scratch tape
labeled with today's date on LU04.
- 03 Remove Master Output Tape SLS01MST from LU04.
- 05 Remove Master Output Tape SLS01ACC from LU07. Mount
scratch tape labeled SLS01ROT with today's date on LU06.
- 06 Remove Master Output Tape SLS01ROT from LU06. Load printer
with 5x8 continuous card stock.

OPERATOR COMMENTS:

PROGRAM TITLE: Accession List (Selective) (SLS02)

PROGRAM OBJECTIVE:

The program objective is to list all journal titles with cross reference information and the volume/issue number of copies received, depending on the control data.

PROGRAM DESCRIPTIONS

If control card "ALL" is read, list the title of the journal, then list the volume/issue number and cross reference issue hold data for each issue on file. On change of journal, print next-title, etc.

If control is "FIRST", print the title of a journal and the volume/issue numbers of the first and last issue received.

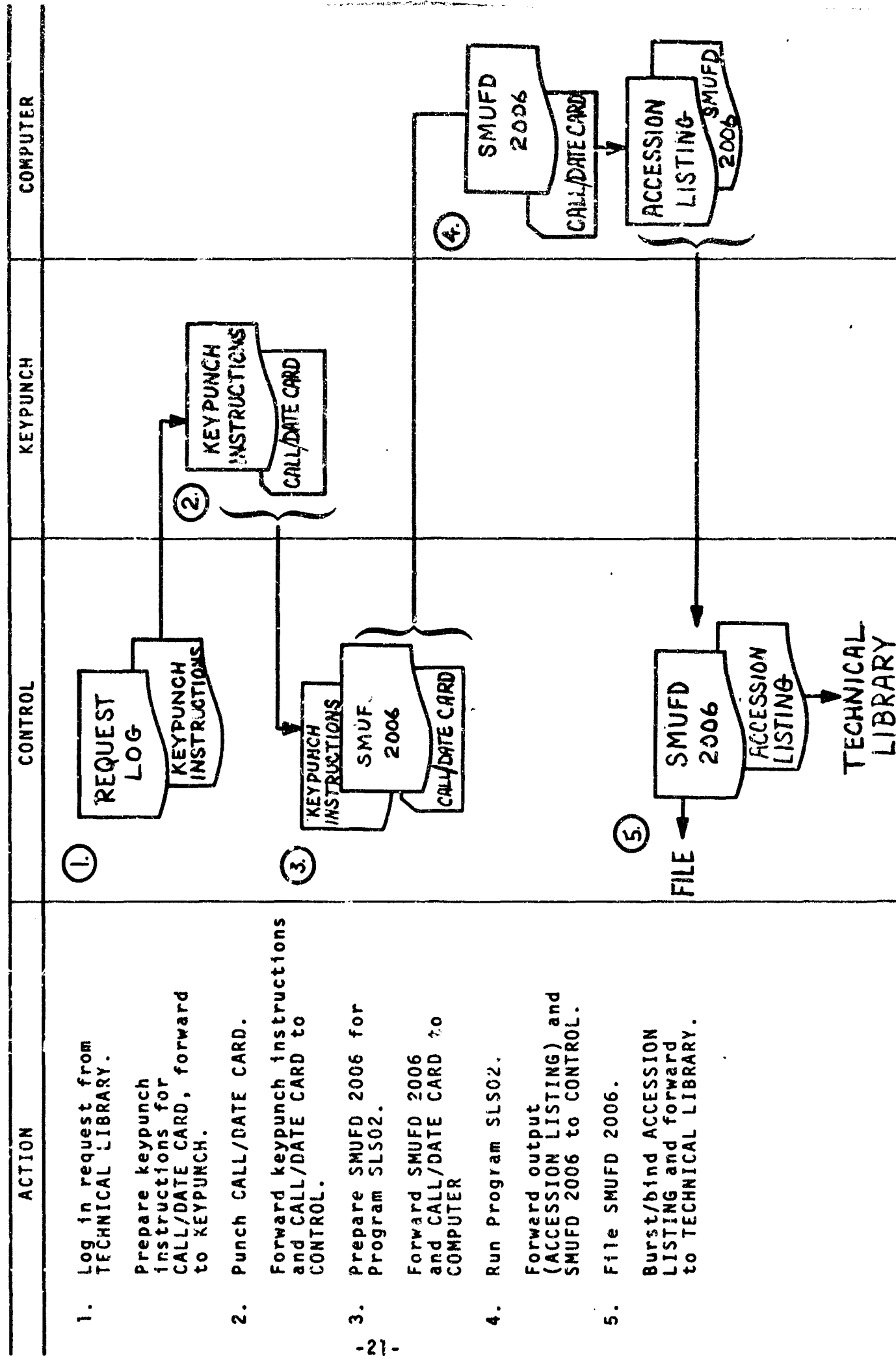
OPERATING INSTRUCTIONS
JC-SLS02

I. CONTROL INFORMATION

- A. Usual Source of Data: Fort Detrick
Technical Library
- B. Point of Contact: Journal Control Room
- C. Data Transmittal Form: DD 1530 Transcription Sheet
- D. Frequency of Use: As required
- E. Due In: As required
- F. Due Out:
 - 1. Day - First work-day after receipt
 - 2. Time - 0800 hours
- G. Estimated Run Time:
 - 1. Partial List 5 minutes
 - 2. Complete List 20 minutes
- H. Usual Priority Status: Routine
- I. Security Classification: Unclassified
- J. Distribution: TECH Library

| <u>Area of Responsibility</u> | <u>Action</u> |
|-------------------------------|---|
| Control | 1. a. Log in Job Request and attached Card Formats b. Prepare Key Punch instructions for Call/Date cards, if cards not received from Library. Forward Key Punch instructions to Key Punch c. If Call cards received from Library, see instruction 3 |
| Key Punch | 2. Key Punch Call cards per instructions. Return cards with instructions to Control |
| Control | 3. a. Prepare SMUFD Form 2006 for Program SLS02 b. Forward SMUFD 2006 and Call/Date cards to the Computer Section |
| Computer | 4. Process SLS02 per SMUFD 2006 Return 2006 with Lists to Control |
| Control | 5. Burst Listings Log out Lists as Job Completed Forward Lists to TECH Library |

WORK FLOW: SLS02 - SERIAL LIBRARY ACCESSION LIST



3150 OPERATING INSTRUCTIONS

MAX.TIME 20 SEQUENCE NO. _____

RUN ID SLS02 RUN NAME Serial Library, Accession List

REQUESTER Journal Control Room ATTEND _____ AUTH. _____

COST CENTER _____ WORK CODE _____ STEP _____

FORE/BACK _____ MSOE/OTHER _____ MSOS _____

JUMP SWITCH: 1. _____, 2. _____, 3. _____, 4. _____, 5. _____

MAG. TAPE:

| IN: | UNIT | LUN | LABEL | REEL | RING | DISPOSITION |
|------|------|-----|----------|------|------|-------------|
| | 01 | | SLSOIACC | 1 | Out | Master File |
| OUT: | | | | | | |
| | | | | | | |

CARDS:

IN: LABEL SLS02 DISPOSITION Return to Requester

OUT: LABEL _____ DISPOSITION _____

DISK:

PACK NO. _____, _____, _____, _____

PRINTER:

LABEL SLS02 FORM NO. 1413 PARTS 2 CARRIAGE TAPE Standard

PAPER TAPE:

IN: LABEL _____ DISPOSITION _____

OUT: LABEL _____ DISPOSITION _____

SPECIAL INSTRUCTIONS:

HALTS:
NO.

CAUSE/CORRECTIVE ACTION

OPERATOR COMMENTS:

PROGRAM TITLE: SERIAL LIBRARY MANAGEMENT REVIEW REPORTS
(SLS03)

PROGRAM OBJECTIVE:

To selectively list suppliers and the journals for which they are the source. The list will reflect title, number of copies, unit cost and total cost for each journal.

PROGRAM DESCRIPTION:

Header cards indicating title of run and suppliers are read one at a time. The master tape is searched for journals furnished by the selected supplier, as a record is found it is printed at the end of the Master Tape; another card is read for the name of the next report/supplier.

OPERATING INSTRUCTIONS
JOURNAL CONTROL
SERIAL LIBRARY SYSTEM
PUBLISHERS' LISTS

JC-SLS03

I. CONTROL INFORMATION

- A. Usual Source of Data: Fort Detrick
Technical Library
- B. Point of Contact: Journal Control Room
- C. Data Transmittal Form: DD 1530 or DD 95
- D. Frequency of Use: As required
- E. Due In:
 - 1. Day = As Required
 - 2. Time = 1600 hours
- F. Due Out:
 - 1. Day = First work-day after Due In date
 - 2. Time = 0800 hours
- G. Estimated Run Time:
 - 1. Maximum time of 20 minutes depending on
number of reports and suppliers per report
- H. Usual Priority Status: Routine
- I. Security Classification: Unclassified
- J. Distribution: TECH Library

Area of
Responsibility

Action

Control

1. a. Log in Job Request and attached Card Formats
- b. Prepare Key Punch instructions for Call/Date cards, if cards not received from Library. Forward Key Punch instructions to Key Punch
- c. If Call cards received from Library, see instruction 3

Key Punch

2. Key Punch Call cards per instructions. Return cards with instructions to Control

Control

3. a. Prepare SMUFD Form 2006 for Program SLS03
- b. Forward SMUFD 2006 and Call/Date cards to the Computer Section

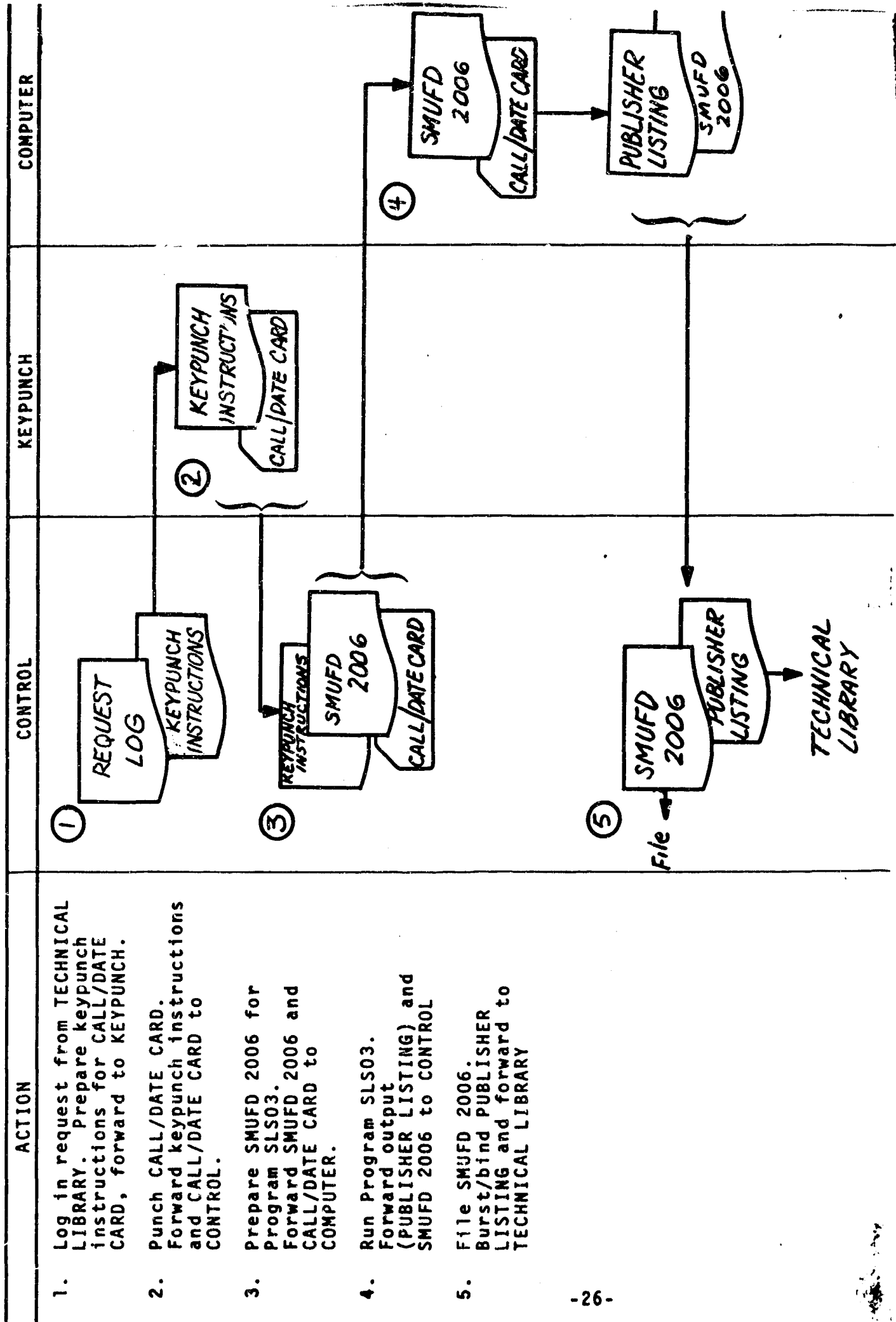
Computer

4. Process SLS03 per SMUFD 2006
Return 2006 with Lists to Control

Control

5. Burst Listings
Log out Lists as Job Completed
Forward Lists to TECH Library

WORK FLOW: SLS03 - SERIAL LIBRARY PUBLISHER LIST



3150 OPERATING INSTRUCTIONS

MAX. TIME 20 SEQUENCE NO. _____

RUN ID SLS03 RUN NAME Selected Publishers' Lists

REQUESTER Journal Control Room ATTEND _____ AUTH: _____

COST CENTER _____ WORK CODE _____ STEP _____

FORE/BACK _____ MSOE/OTHER _____ MSOS _____

JUMP SWITCH: 1. _____, 2. _____, 3. _____, 4. _____, 5. _____

MAG. TAPE:

| IN: | UNIT | LUN | LABEL | REEL | RING | DISPOSITION |
|------|------|-----|----------|------|------|----------------|
| | 01 | 01 | SLS01MST | 1 | Out | Return to FILE |
| OUT: | | | | | | |
| | | | | | | |

CARDS:

IN: LABEL SLS03 Call DISPOSITION Return to Requester

OUT: LABEL _____ DISPOSITION _____

DISK:

PACK NO. _____, _____, _____, _____

PRINTER:

LABEL SLS03 FORM NO. 1413 PARTS 2 CARRIAGE TAPE Standard

PAPER TAPE:

IN: LABEL _____ DISPOSITION _____

OUT: LABEL _____ DISPOSITION _____

SPECIAL INSTRUCTIONS:

7

PROGRAM SLS01
Date Control CD

CARD FORMAT

1968

| A/N | | A/N | | | | | | | | | | | | N | | N | | A/N | | | | | | | | | | | | | | | | | | | | | | | | | | | | | | | | | | | | | | | | | | | | | | | | | | | | | | | | | | | |
|------|---|---------------|---|---|---|---|---|---|----|----|----|----|----|-------------|----|-------------|----|------|----|----|----|----|----|----|----|----|----|----|----|----|----|----|----|----|----|----|----|----|----|----|----|----|----|----|----|----|----|----|----|----|----|----|----|----|----|----|----|----|----|----|----|----|----|----|----|----|----|----|----|----|----|----|----|----|----|----|----|
| Date | | Current Month | | | | | | | | | | | | Prior Month | | Curnt Month | | Date | | | | | | | | | | | | | | | | | | | | | | | | | | | | | | | | | | | | | | | | | | | | | | | | | | | | | | | | | | | |
| 1 | 2 | 3 | 4 | 5 | 6 | 7 | 8 | 9 | 10 | 11 | 12 | 13 | 14 | 15 | 16 | 17 | 18 | 19 | 20 | 21 | 22 | 23 | 24 | 25 | 26 | 27 | 28 | 29 | 30 | 31 | 32 | 33 | 34 | 35 | 36 | 37 | 38 | 39 | 40 | 41 | 42 | 43 | 44 | 45 | 46 | 47 | 48 | 49 | 50 | 51 | 52 | 53 | 54 | 55 | 56 | 57 | 58 | 59 | 60 | 61 | 62 | 63 | 64 | 65 | 66 | 67 | 68 | 69 | 70 | 71 | 72 | 73 | 74 | 75 | 76 | 77 | 78 |
| 1 | 2 | 3 | 4 | 5 | 6 | 7 | 8 | 9 | 10 | 11 | 12 | 13 | 14 | 15 | 16 | 17 | 18 | 19 | 20 | 21 | 22 | 23 | 24 | 25 | 26 | 27 | 28 | 29 | 30 | 31 | 32 | 33 | 34 | 35 | 36 | 37 | 38 | 39 | 40 | 41 | 42 | 43 | 44 | 45 | 46 | 47 | 48 | 49 | 50 | 51 | 52 | 53 | 54 | 55 | 56 | 57 | 58 | 59 | 60 | 61 | 62 | 63 | 64 | 65 | 66 | 67 | 68 | 69 | 70 | 71 | 72 | 73 | 74 | 75 | 76 | 77 | 78 |

1-5 Constant "Date..."

6-19 Prior Month/Year*

26-39 Current Month/Year*

46-49 Prior Month/Year**

46-47 Month

48-49 Year

50-53 Current Month/Year**

50-51 Month

52-53 Year

54-80 Blank

*Spell out month left justified - September 1968

**Mo 01, 02, etc. Yr 68, 69, 70, etc.

AMC 100-1000-1
28 DEC 68

PROGRAM SLS01
Vendor Card 2 (3 in 80)

CARD FORMAT

- 1-5 Title Code
- 6-35 Street/City - State of Vendor's address
- 36-65 City - State/Country of Vendor's address
- 66-69 Number of Issues in Volume
- 70-73 Number of Issued received in Volume
- 74 Language
Punched if publication is printed in other than the English language
- 75 Foreign
Punch 'F' if publication is published outside of the United States
- 76 AD-PAY
Advance pay indicator
- 77-79 Blank
- 80 "3"

| | | | | | | | | | | | | | | | | | | | | | | | | | | | | | | | | | | | | | | | | | | | | | | | | | | | | | | | | | | | | | | | | | | | | | | | | | | | | | | | | | | | | |
|------|---|---|---|---|---------------------|---|---|---|----|----|----|----|----|----|----|----|----|----|----|----|----|----|----|----|----|----|----|----|----|----|----|----|----|----|----------------------|----|----|----|----|----|----|----|----|----|----|----|----|----|----|----|----|----|----|----|----|----|----|----|----|----|----|----|----|----|------------------------------|----|----|----|----|---------------------------|----|----|----|----|--------|----|----|----|----|---------|--|--|--|--|
| 1 | 2 | 3 | 4 | 5 | 6 | 7 | 8 | 9 | 10 | 11 | 12 | 13 | 14 | 15 | 16 | 17 | 18 | 19 | 20 | 21 | 22 | 23 | 24 | 25 | 26 | 27 | 28 | 29 | 30 | 31 | 32 | 33 | 34 | 35 | 36 | 37 | 38 | 39 | 40 | 41 | 42 | 43 | 44 | 45 | 46 | 47 | 48 | 49 | 50 | 51 | 52 | 53 | 54 | 55 | 56 | 57 | 58 | 59 | 60 | 61 | 62 | 63 | 64 | 65 | 66 | 67 | 68 | 69 | 70 | 71 | 72 | 73 | 74 | 75 | 76 | 77 | 78 | 79 | 80 | | | | | |
| Code | | | | | Street/City - State | | | | | | | | | | | | | | | | | | | | | | | | | | | | | | City - State/Country | | | | | | | | | | | | | | | | | | | | | | | | | | | | | | NUMBER OF ISSUES IN A VOLUME | | | | | NUMBER OF ISSUES RECEIVED | | | | | AD-PAY | | | | | FOREIGN | | | | |
| N | | | | | A/N | | | | | | | | | | | | | | | | | | | | | | | | | | | | | | A/N | | | | | | | | | | | | | | | | | | | | | | | | | | | | | | N | | | | | N | | | | | X XX | | | | | N | | | | |

AMC Form 100-1
10-67

PROGRAM SLS01
 Publisher Data Card (4 in 80)

CARD FORMAT

| Code | Publisher | City in which published | Purchase order Number | Cost | RENEWAL DATE | Subject Code |
|------|-----------|-------------------------|-----------------------|-------|--------------|--------------|
| 1-5 | 6-25 | 26-40 | 41-60 | 61-65 | 66-69 | 70-79 |
| 80 | | | | | | |

- 1-5 Title Code
- 6-25 Publisher
Name of Publishing Company
- 26-40 City in which published
- 41-60 Purchase Order Number of present subscription
- 61-65 Cost of subscription for one copy
- 66-69 Renewal date
- 70-79 Subject Code
(See Librarian)
- 80 "4" Card Code

AMC Form 1000-1
 5-66-7

PROGRAM SLS01
Route Card (9 in 80)

CARD FORMAT

| | | | | | | | | | | | | | | | | | | | | | | | | | | | | | | | | | | | | | | | | | | | | | | | | | | | | | | | | | | | | | | | | | | | | | | | | | | | | | | | |
|------|---|---|---|---|---|---|---|---|----|------|----|----|----|----|----|----|----|----|----|----------|----|----|----|----|----|----|----|----|----|----------|----|----|----|----|----|----|----|----|----|----|----|----|----|----|----|----|----|----|----|----|----|----|----|----|----|----|----|----|----|----|----|----|----|----|----|----|----|----|----|----|----|----|----|----|----|----|----|----|----|
| 1 | 2 | 3 | 4 | 5 | 6 | 7 | 8 | 9 | 10 | 11 | 12 | 13 | 14 | 15 | 16 | 17 | 18 | 19 | 20 | 21 | 22 | 23 | 24 | 25 | 26 | 27 | 28 | 29 | 30 | 31 | 32 | 33 | 34 | 35 | 36 | 37 | 38 | 39 | 40 | 41 | 42 | 43 | 44 | 45 | 46 | 47 | 48 | 49 | 50 | 51 | 52 | 53 | 54 | 55 | 56 | 57 | 58 | 59 | 60 | 61 | 62 | 63 | 64 | 65 | 66 | 67 | 68 | 69 | 70 | 71 | 72 | 73 | 74 | 75 | 76 | 77 | 78 | 79 | 80 |
| Code | | | | | | | | | | Name | | | | | | | | | | Division | | | | | | | | | | Location | | | | | | | | | | | | | | | | | | | | | | | | | | | | | | | | | | | | | | | | | | | | | | | | | |
| N | | | | | | | | | | N | | | | | | | | | | A/N | | | | | | | | | | A/N | | | | | | | | | | | | | | | | | | | | | | | | | | | | | | | | | | | | | | | | | | | | | | | | | |

- 1-5 Title Code
- 6 Route Indicator
Punch * if this is to be first name to appear on routing slip for a copy of referenced Publication
- 7-9 Sequence Number
To indicate the sequence in which this copy of document is to be distributed
- 10-39 Name of person to receive document
- 40-59 Division where person works
- 60-79 Location of Division
- 80 "9" Card Code

AMC 0001 1000-4
20 sec 1/2

PROGRAM SLS02
All Accession Request - Control Card

CARD FORMAT

FILE

| | | | | | | | | | | | | | | | | | | | | | | | | | | | | | | | | | | | | | | | | | | | | | | | | | | | | | | | | | | | | | | | | | | | | | | | | | | | | | | | |
|-----|------|------|-------|---|---|---|---|---|----|----|----|----|----|----|----|----|----|----|----|----|----|----|----|----|----|----|----|----|----|----|----|----|----|----|----|----|----|----|----|----|----|----|----|----|----|----|----|----|----|----|----|----|----|----|----|----|----|----|----|----|----|----|----|----|----|----|----|----|----|----|----|----|----|----|----|----|----|----|----|
| 1 | 2 | 3 | 4 | 5 | 6 | 7 | 8 | 9 | 10 | 11 | 12 | 13 | 14 | 15 | 16 | 17 | 18 | 19 | 20 | 21 | 22 | 23 | 24 | 25 | 26 | 27 | 28 | 29 | 30 | 31 | 32 | 33 | 34 | 35 | 36 | 37 | 38 | 39 | 40 | 41 | 42 | 43 | 44 | 45 | 46 | 47 | 48 | 49 | 50 | 51 | 52 | 53 | 54 | 55 | 56 | 57 | 58 | 59 | 60 | 61 | 62 | 63 | 64 | 65 | 66 | 67 | 68 | 69 | 70 | 71 | 72 | 73 | 74 | 75 | 76 | 77 | 78 | 79 | 80 |
| A/N | A/N | | | | | | | | | | | | | | | | | | | | | | | | | | | | | | | | | | | | | | | | | | | | | | | | | | | | | | | | | | | | | | | | | | | | | | | | | | | | | | |
| ALL | DATE | | | | | | | | | | | | | | | | | | | | | | | | | | | | | | | | | | | | | | | | | | | | | | | | | | | | | | | | | | | | | | | | | | | | | | | | | | | | | | |
| 1-3 | 4 | 5-18 | 19-80 | | | | | | | | | | | | | | | | | | | | | | | | | | | | | | | | | | | | | | | | | | | | | | | | | | | | | | | | | | | | | | | | | | | | | | | | | | | | |

1-3 Constant "ALL" will cause ALL Accessions to be listed
 4 Blank
 5-18 DATE to reflect Month and Year, i.e., October 1968
 19-80 Blank

PROGRAM SLS03
Report Title Card - Control Card 1

CARD FORMAT

TITLE

| | | | | | | | | | | | | | | | | | | | | | | | | | | | | | | | | | | | | | | | | | | | | | | | | | | | | | | | | | | | | | | | | | | | | | | | | | | | | | |
|--------|---|---|---|---|---|---|---|---|----|-------|----|----|----|----|----|----|----|----|----|------|----|----|----|----|----|----|----|----|----|----|----|----|----|----|----|----|----|----|----|----|----|----|----|----|----|----|----|----|----|----|----|----|----|----|----|----|----|----|----|----|----|----|----|----|----|----|----|----|----|----|----|----|----|----|----|----|----|
| 1 | 2 | 3 | 4 | 5 | 6 | 7 | 8 | 9 | 10 | 11 | 12 | 13 | 14 | 15 | 16 | 17 | 18 | 19 | 20 | 21 | 22 | 23 | 24 | 25 | 26 | 27 | 28 | 29 | 30 | 31 | 32 | 33 | 34 | 35 | 36 | 37 | 38 | 39 | 40 | 41 | 42 | 43 | 44 | 45 | 46 | 47 | 48 | 49 | 50 | 51 | 52 | 53 | 54 | 55 | 56 | 57 | 58 | 59 | 60 | 61 | 62 | 63 | 64 | 65 | 66 | 67 | 68 | 69 | 70 | 71 | 72 | 73 | 74 | 75 | 76 | 77 | 78 |
| A/N | | | | | | | | | | A/N | | | | | | | | | | A/N | | | | | | | | | | | | | | | | | | | | | | | | | | | | | | | | | | | | | | | | | | | | | | | | | | | | | | | | | |
| TITLES | | | | | | | | | | Title | | | | | | | | | | Date | | | | | | | | | | | | | | | | | | | | | | | | | | | | | | | | | | | | | | | | | | | | | | | | | | | | | | | | | |
| 1 | 2 | 3 | 4 | 5 | 6 | 7 | 8 | 9 | 10 | 11 | 12 | 13 | 14 | 15 | 16 | 17 | 18 | 19 | 20 | 21 | 22 | 23 | 24 | 25 | 26 | 27 | 28 | 29 | 30 | 31 | 32 | 33 | 34 | 35 | 36 | 37 | 38 | 39 | 40 | 41 | 42 | 43 | 44 | 45 | 46 | 47 | 48 | 49 | 50 | 51 | 52 | 53 | 54 | 55 | 56 | 57 | 58 | 59 | 60 | 61 | 62 | 63 | 64 | 65 | 66 | 67 | 68 | 69 | 70 | 71 | 72 | 73 | 74 | 75 | 76 | 77 | 78 |

1-7 Constant "TITLES"
 8 Blank
 9-52 Title of Report to be Produced:
 "Supplier's List"
 "Request for Quotation List"
 "Order for Supplies/Services List"
 "Requisition and Invoice/Shipping List"
 53-69 DATE, i.e., 18 September 1968
 70-80 Blank

FORM 1400-B
MAY 68

DATA PROCESSING STORAGE FORMAT

MEDIA: _____
 TITLE: _____

| | | |
|-------------------|---------------------------|---------------------------|
| BIT FIELD TYPE | A/N | A/N |
| DATA | ISSUE HOLDING (continued) | Expect Volume Issue |

| | | |
|-------------------|--|--|
| BIT FIELD TYPE | | |
| DATA | | |

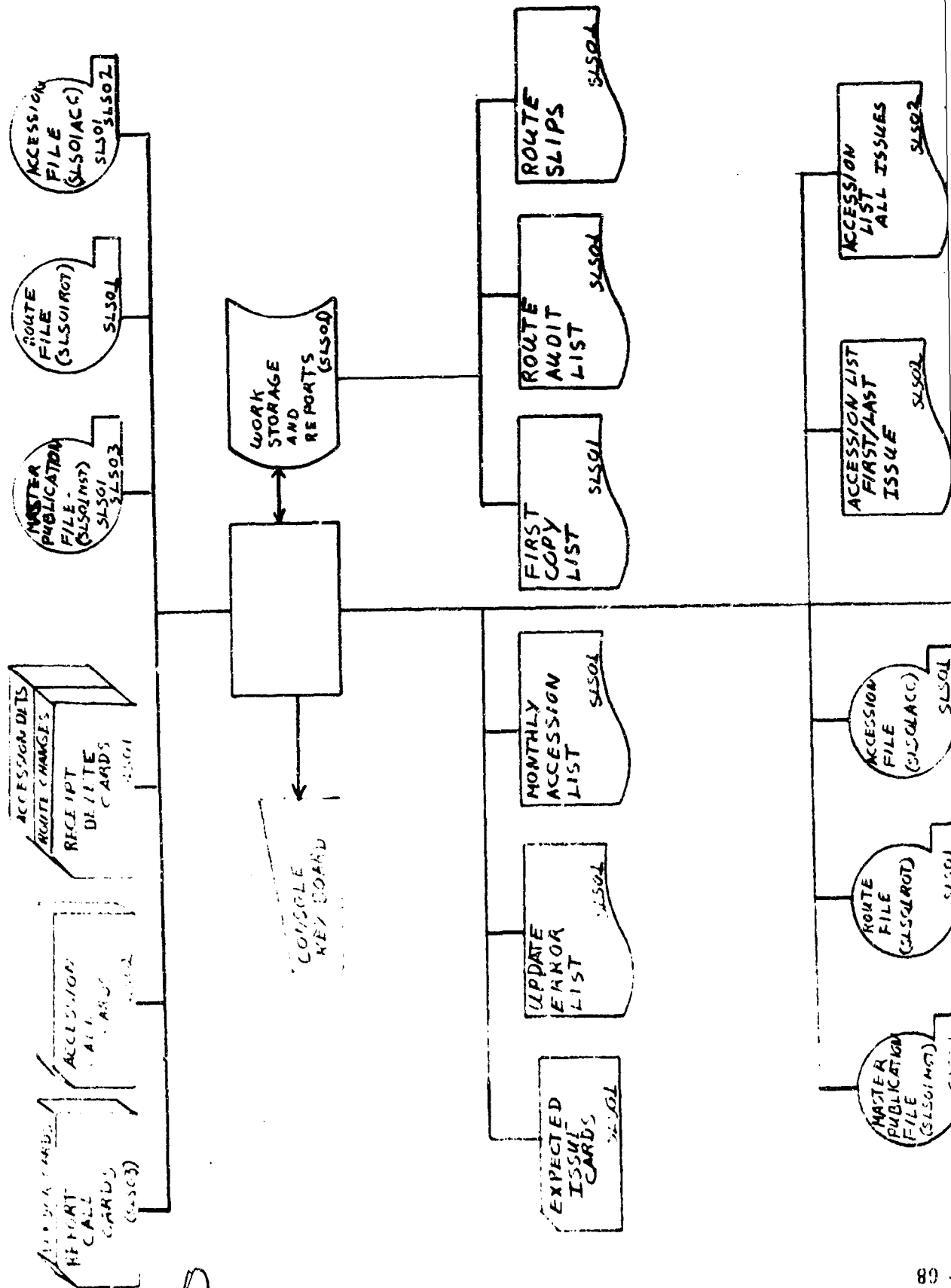
| | | |
|-------------------|--|--|
| BIT FIELD TYPE | | |
| DATA | | |

| | | |
|-------------------|--|--|
| BIT FIELD TYPE | | |
| DATA | | |

FILE NAME: Publication Master File (continued)

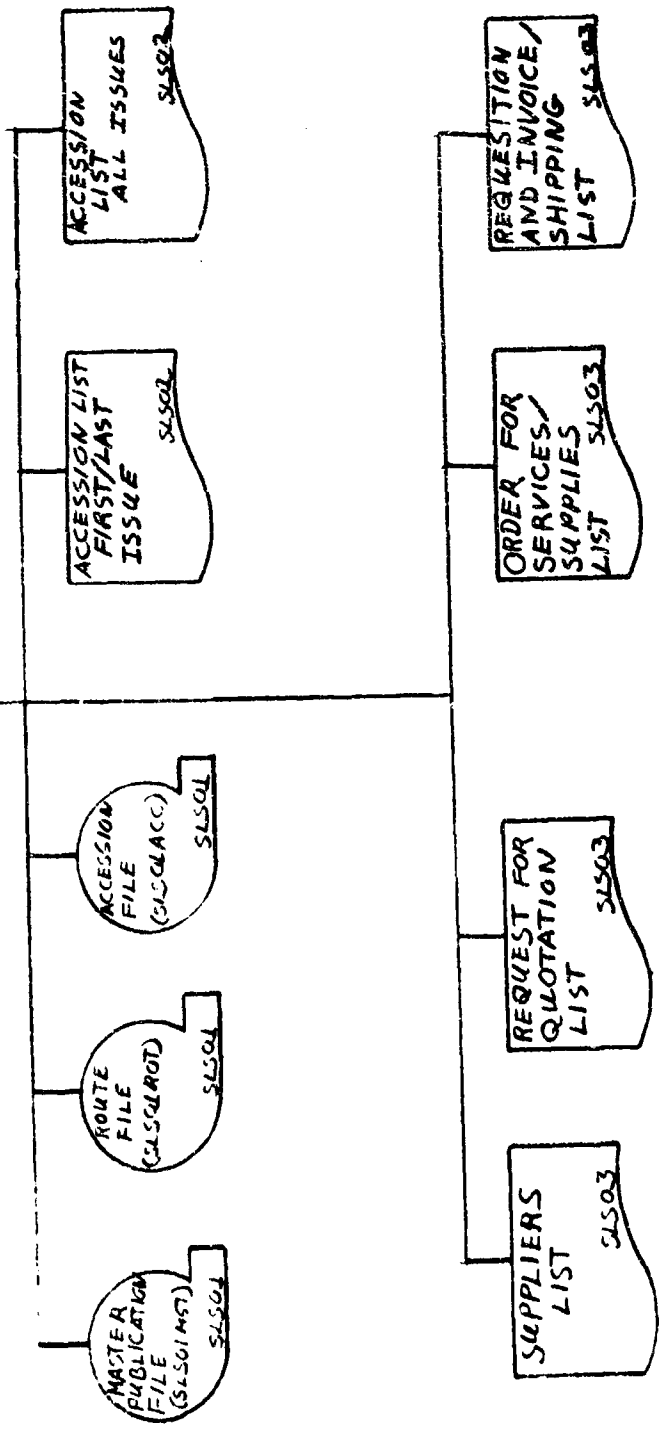
RECORD LENGTH: 446

BLOCKING FACTOR: 1



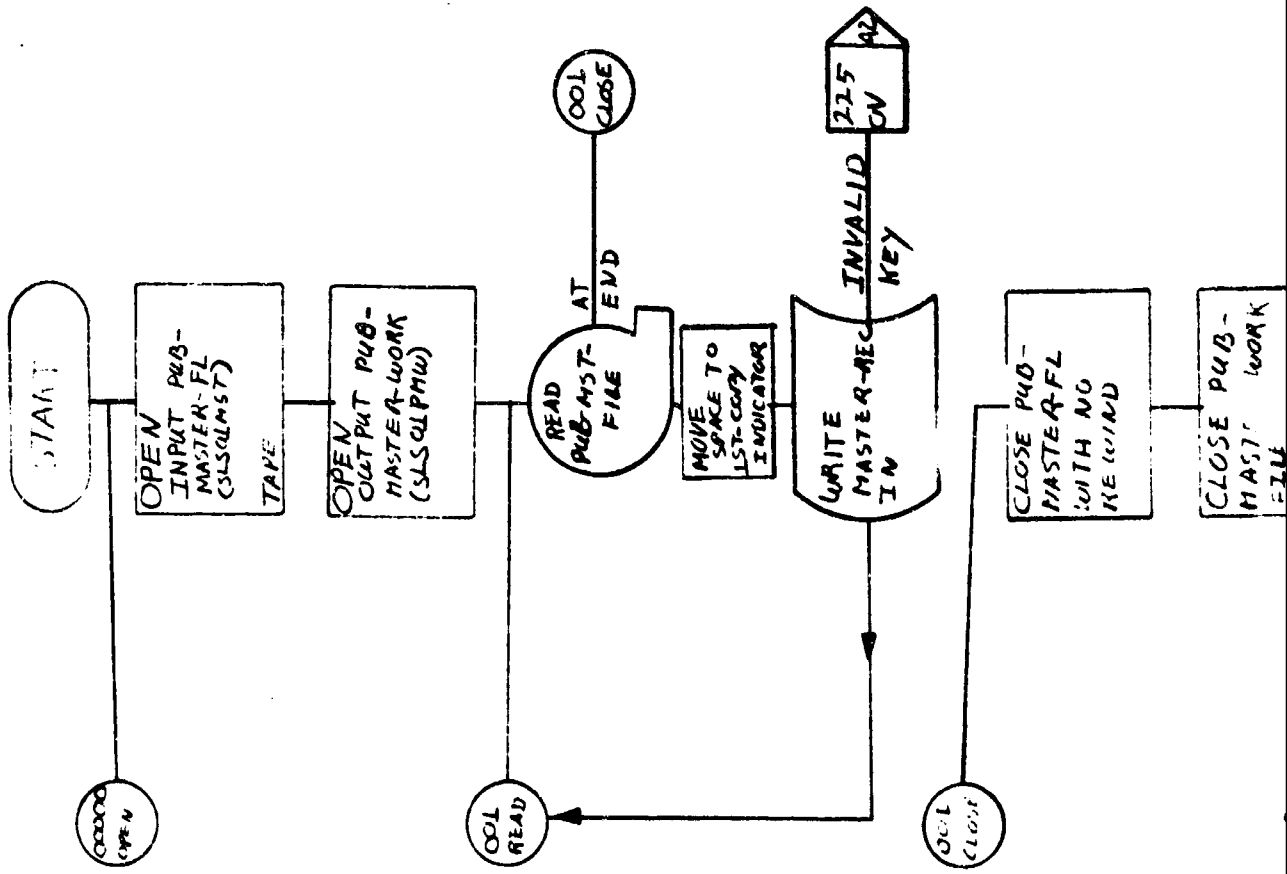
A

SL501
SL502
SL503
SL504
SL505
SL506
SL507



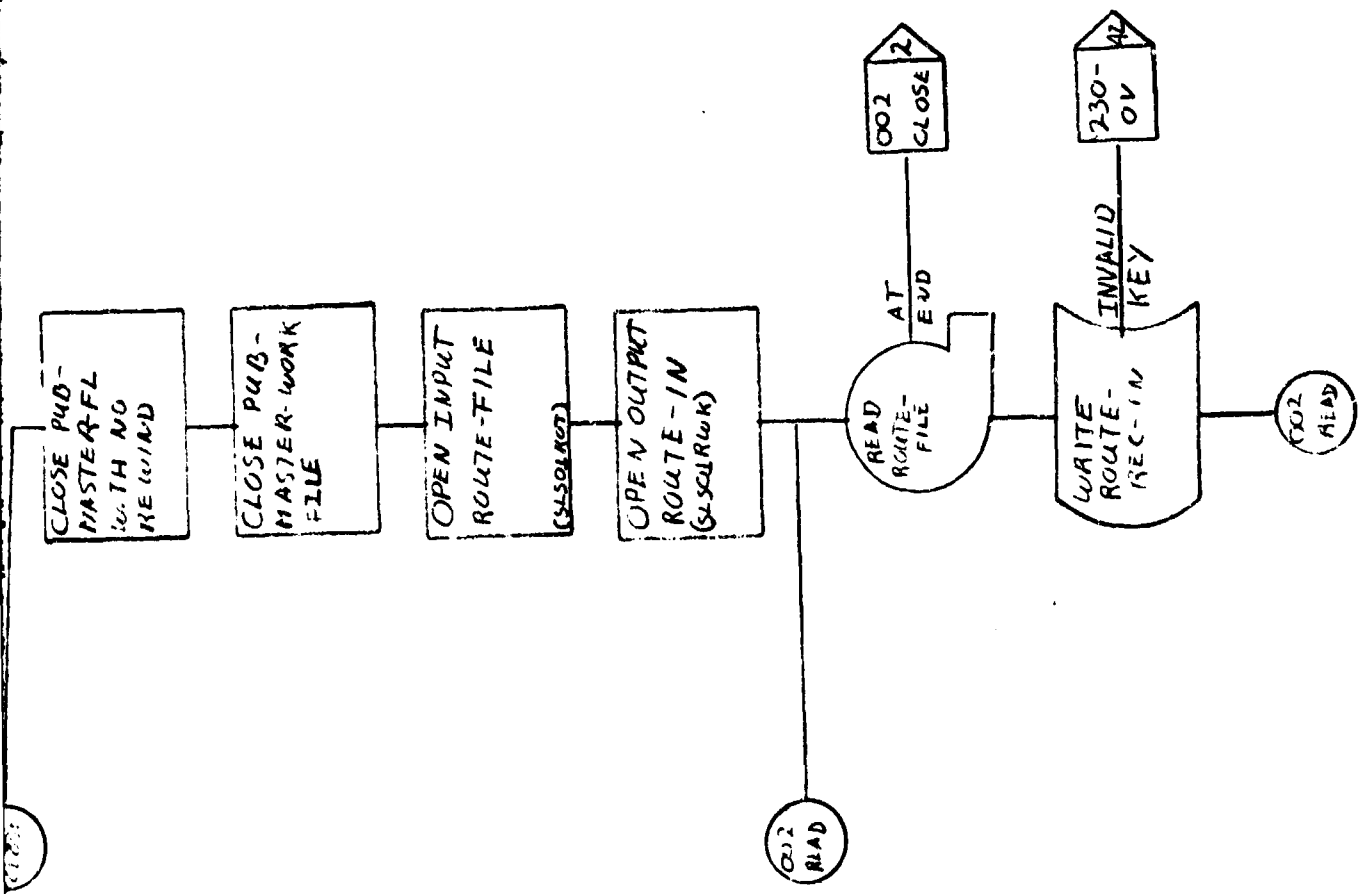
B

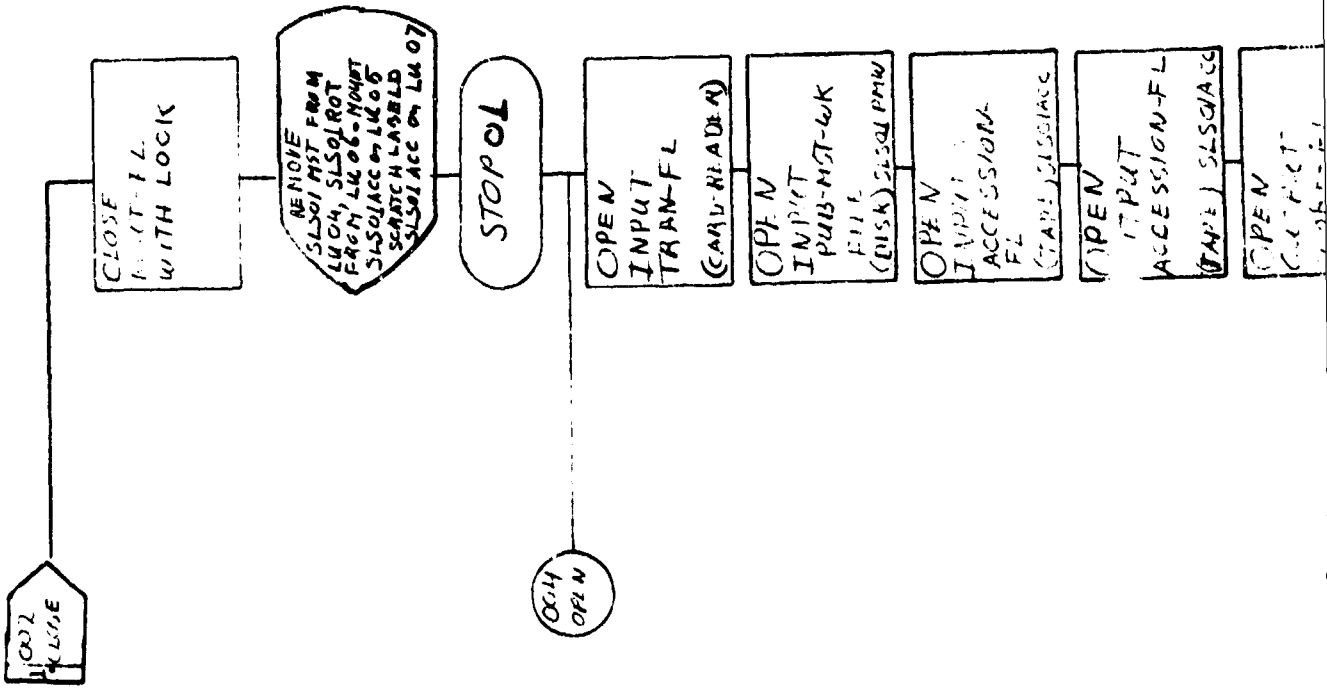
OFFICE SYMBOL
 SYSTEM CHART NO. _____
 RUN NUMBER 51501
 PAGE NUMBER 1 OF 44



A

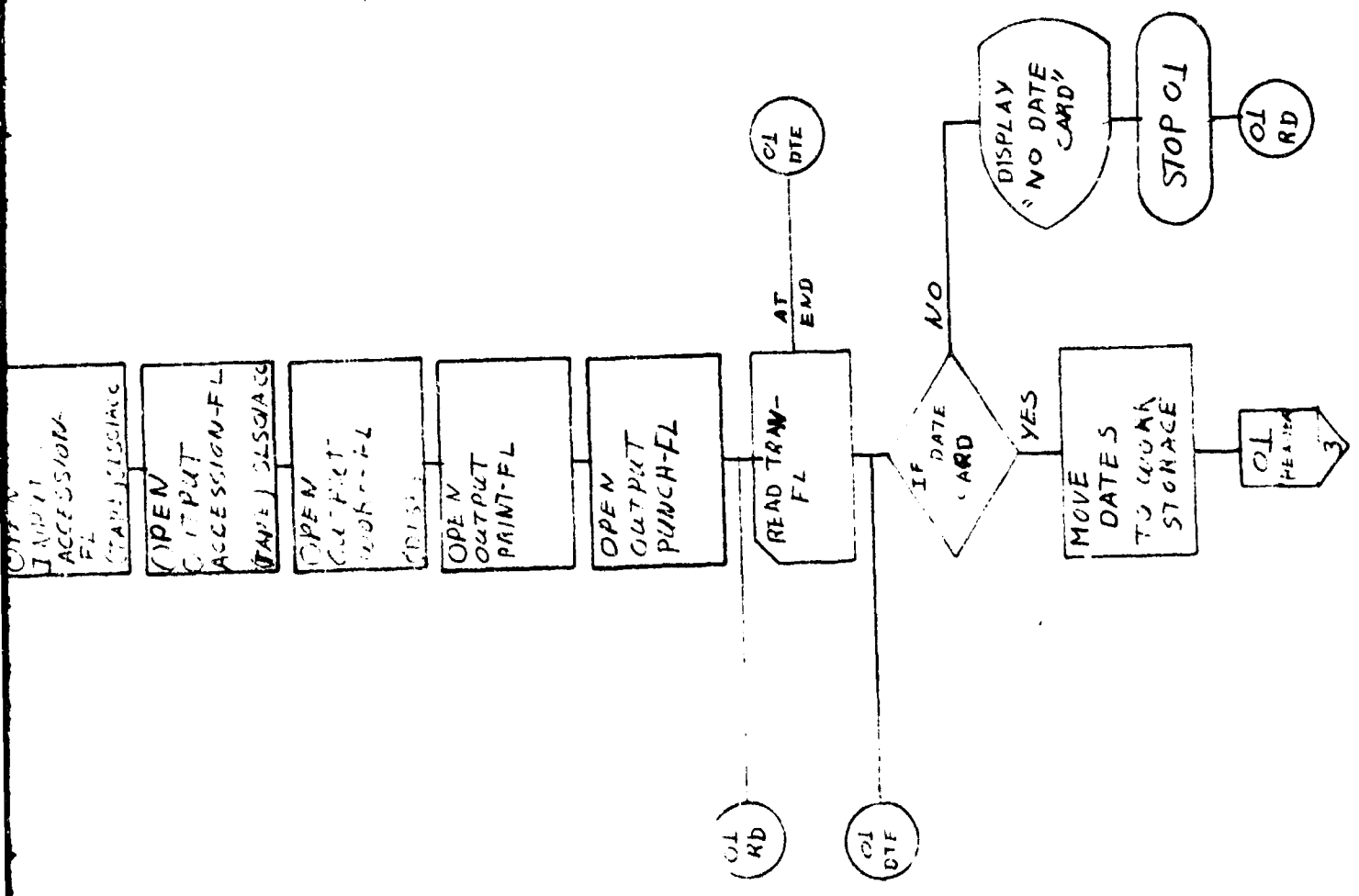
B

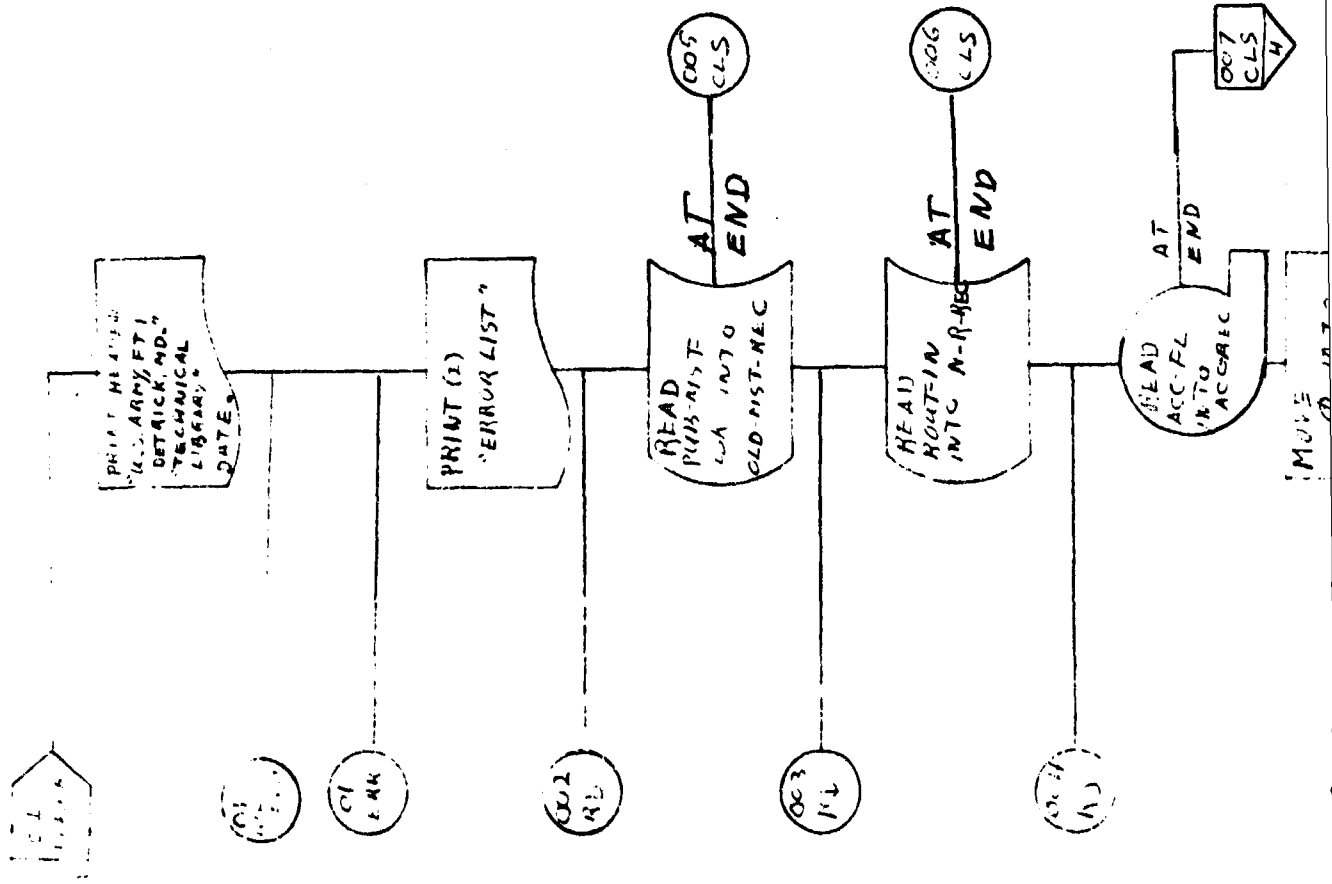




I

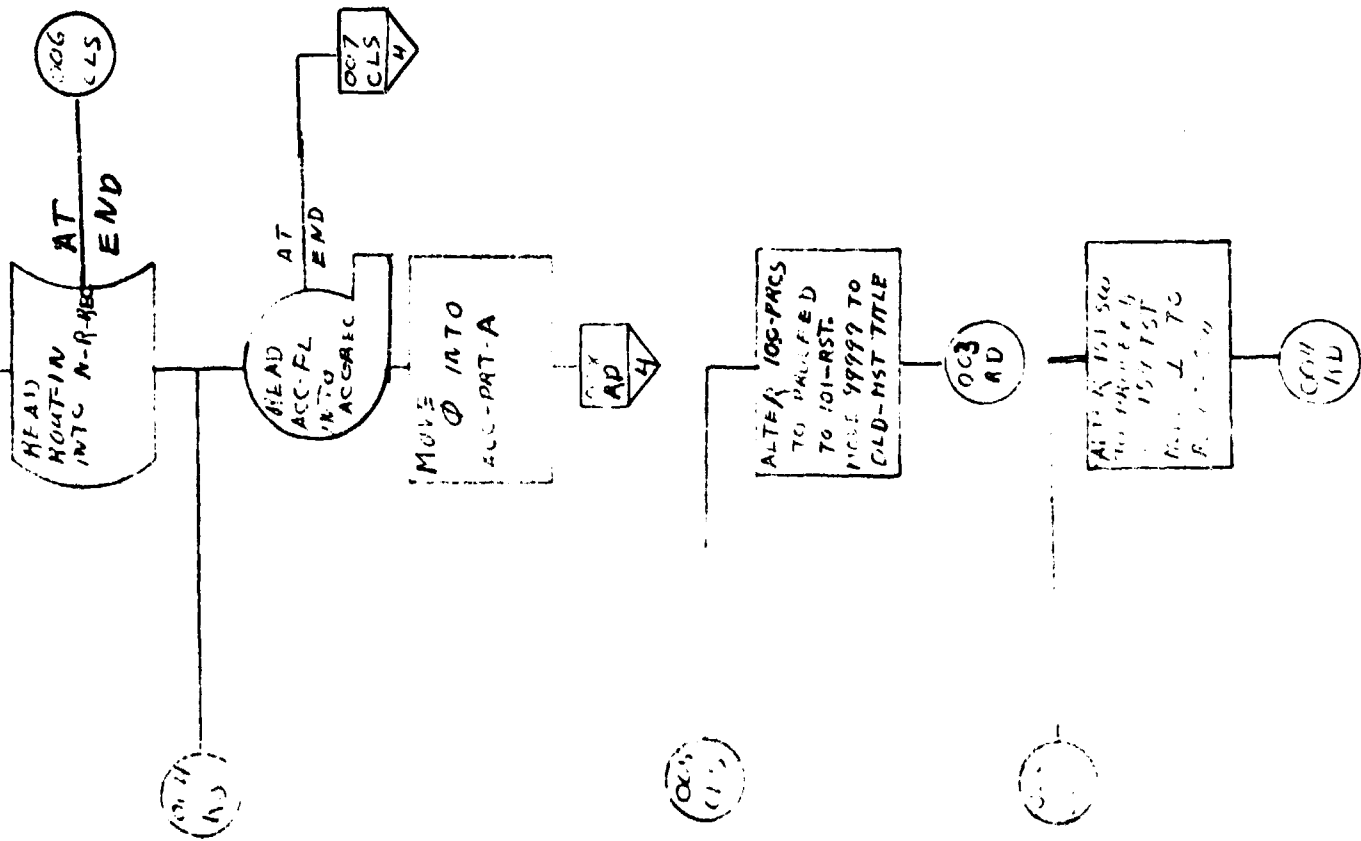
B



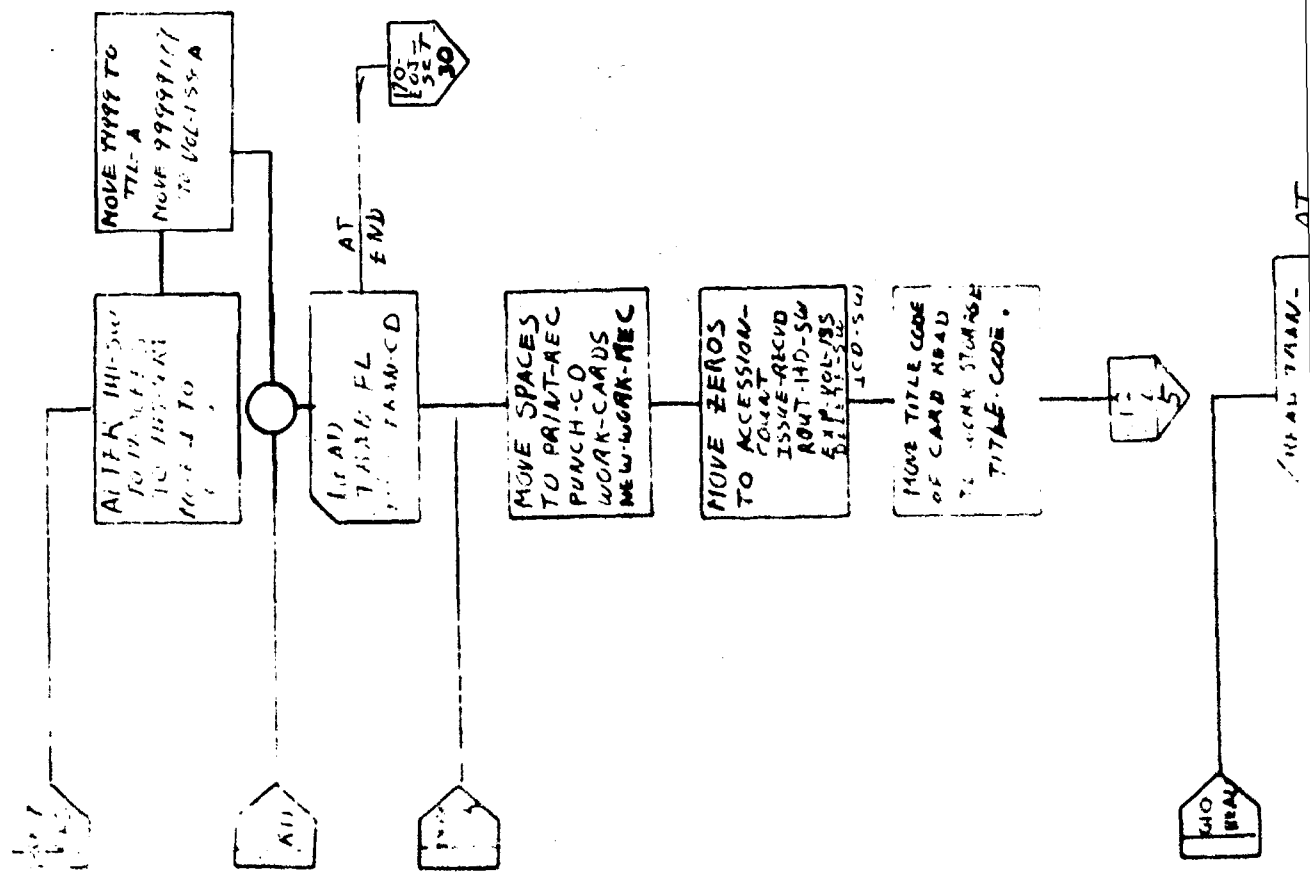


A

B



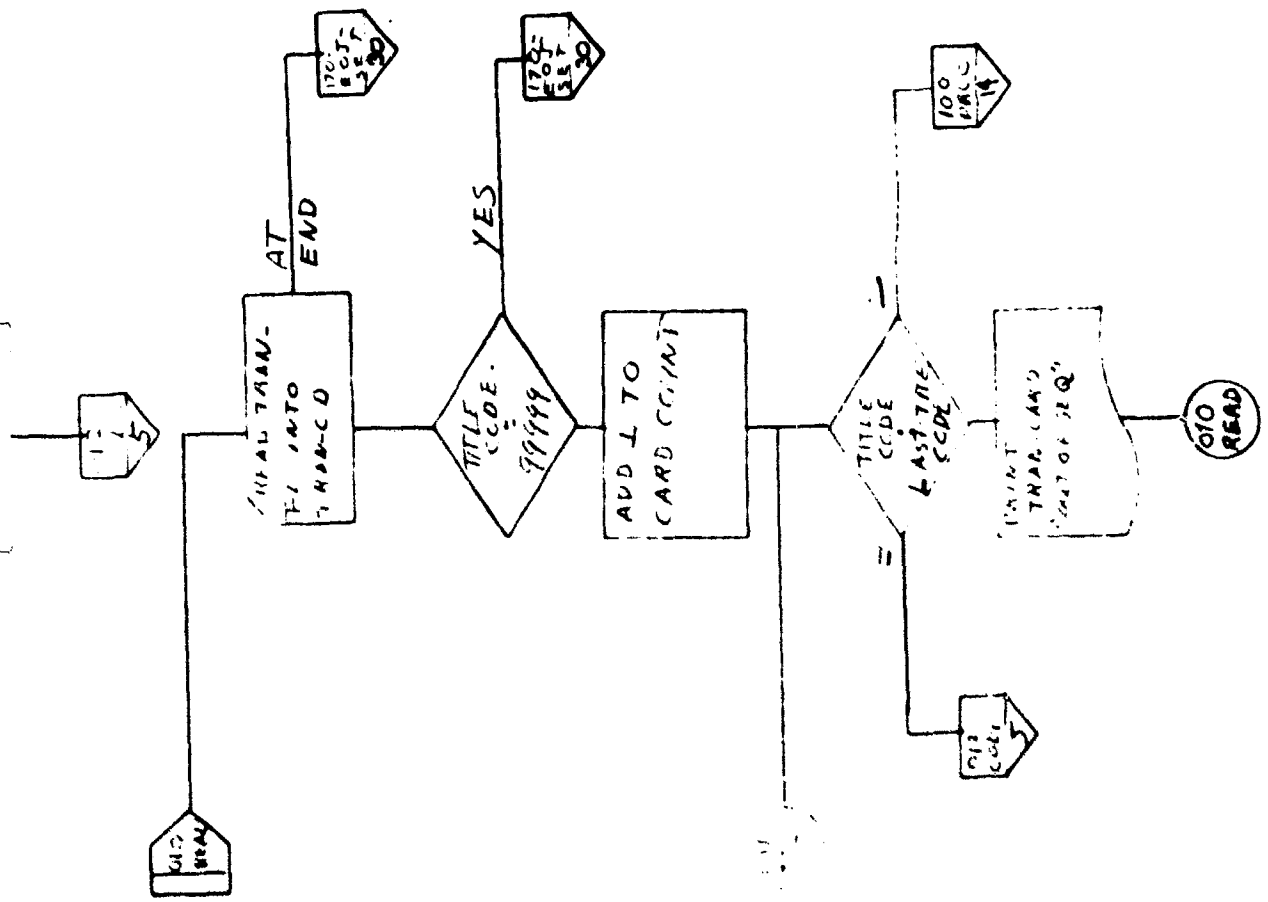
OFFICE SYMBOL
 SYSTEM CHART NO.
 RUN NUMBER SL501
 PAGE NUMBER 4 OF 44



+

B

NO CARD READ
TO READ STORAGE
TITLE CODE



NO CARD READ

TO READ STORAGE
TITLE CODE

NO CARD READ

READ TRAN- FER INTO TRAN-C D

YES

TITLE CODE = 99999

ADD 1 TO CARD COUNT

TITLE CODE LAST TIME CCDE

NO

YES

PRINT TRAN-CARD
PRINT OF SEQ

GOTO READ

NO CARD READ


NOT FOR USE

NOT FOR USE

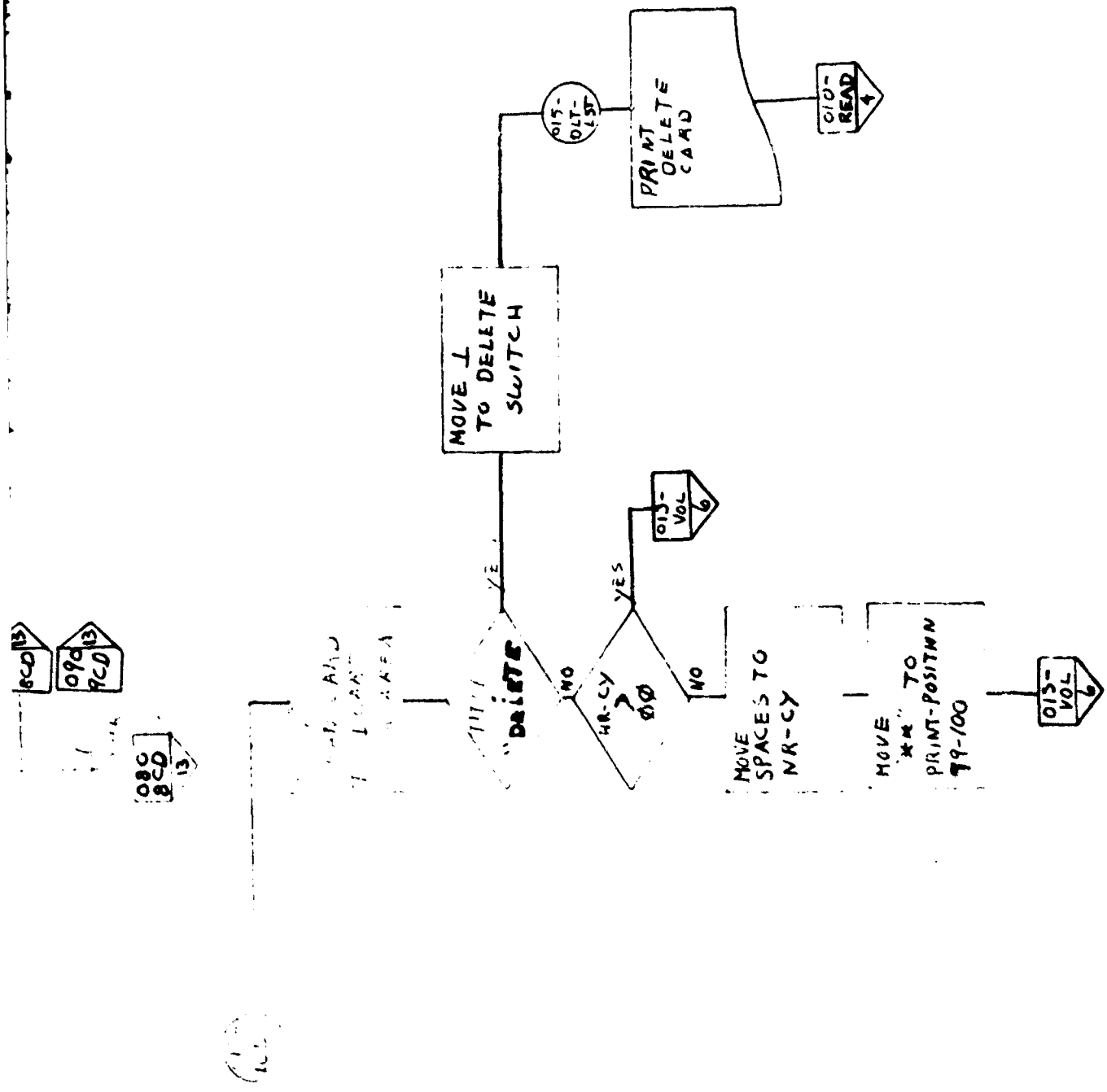
NO CARD READ

NOT FOR USE

OFFICE SYMBOL
 SYSTEM CHART NO. _____
 RUN NUMBER 51501
 PAGE NUMBER 5 OF 44



B

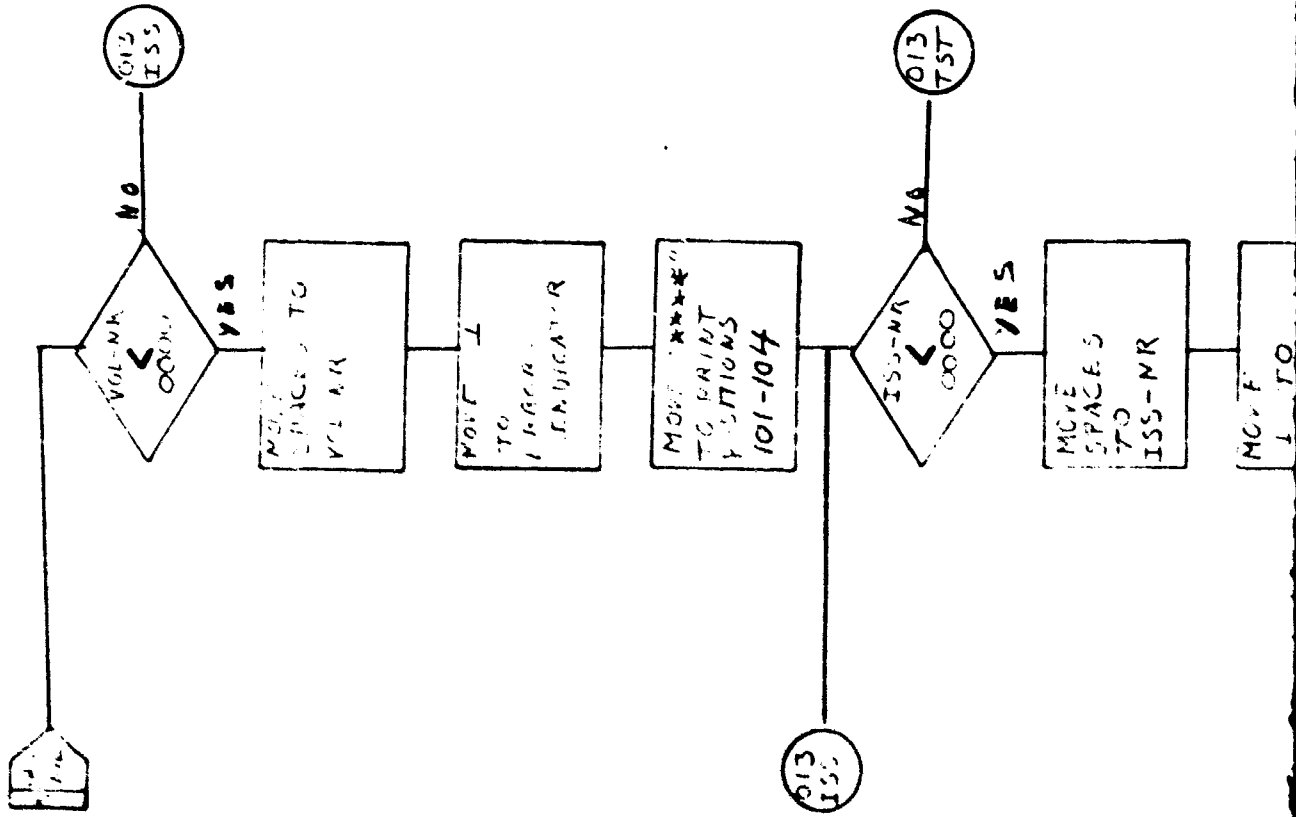


OFFICE SYMBOL
SYSTEM CHART NO.

RUN NUMBER

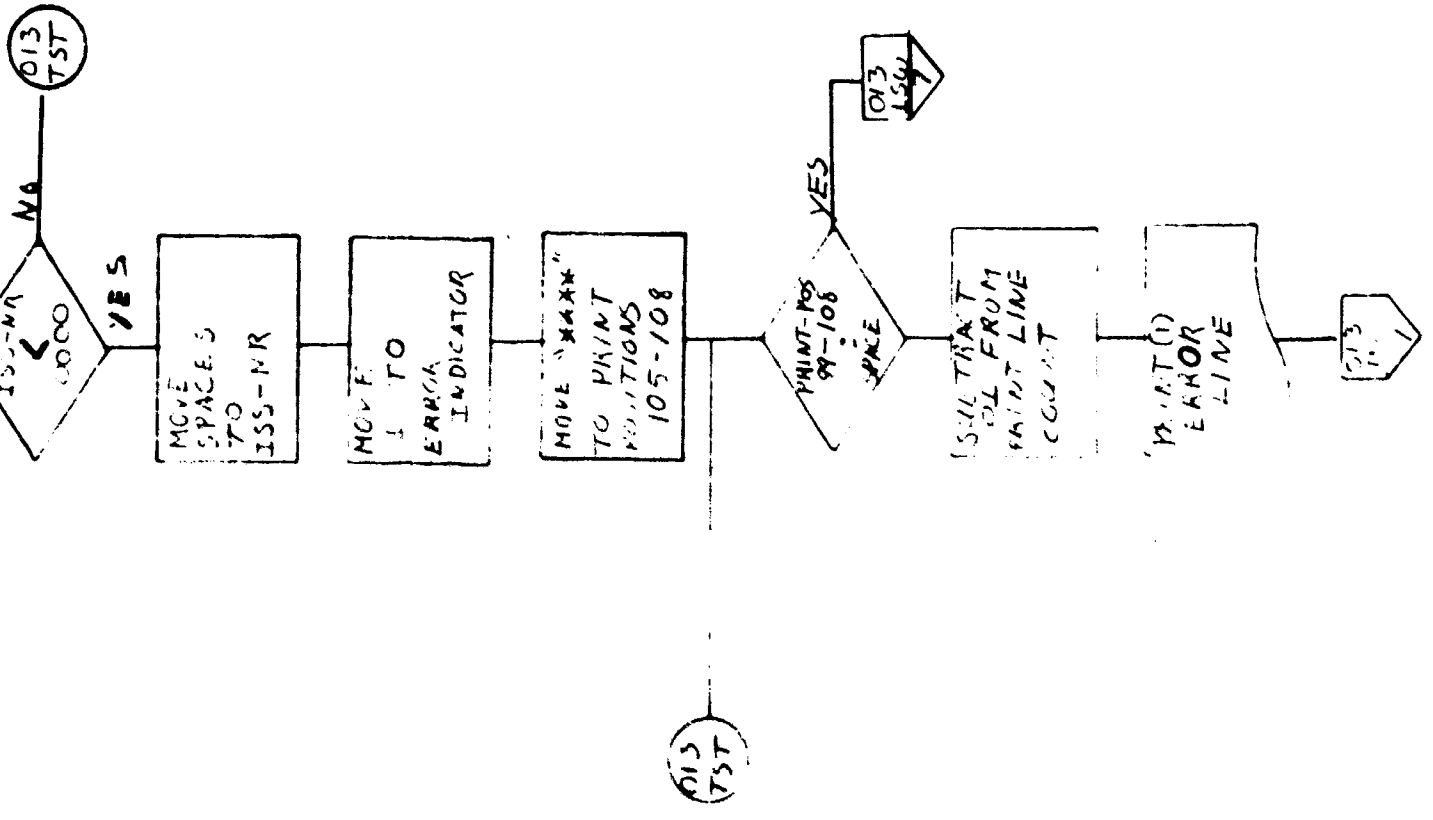
PAGE NUMBER

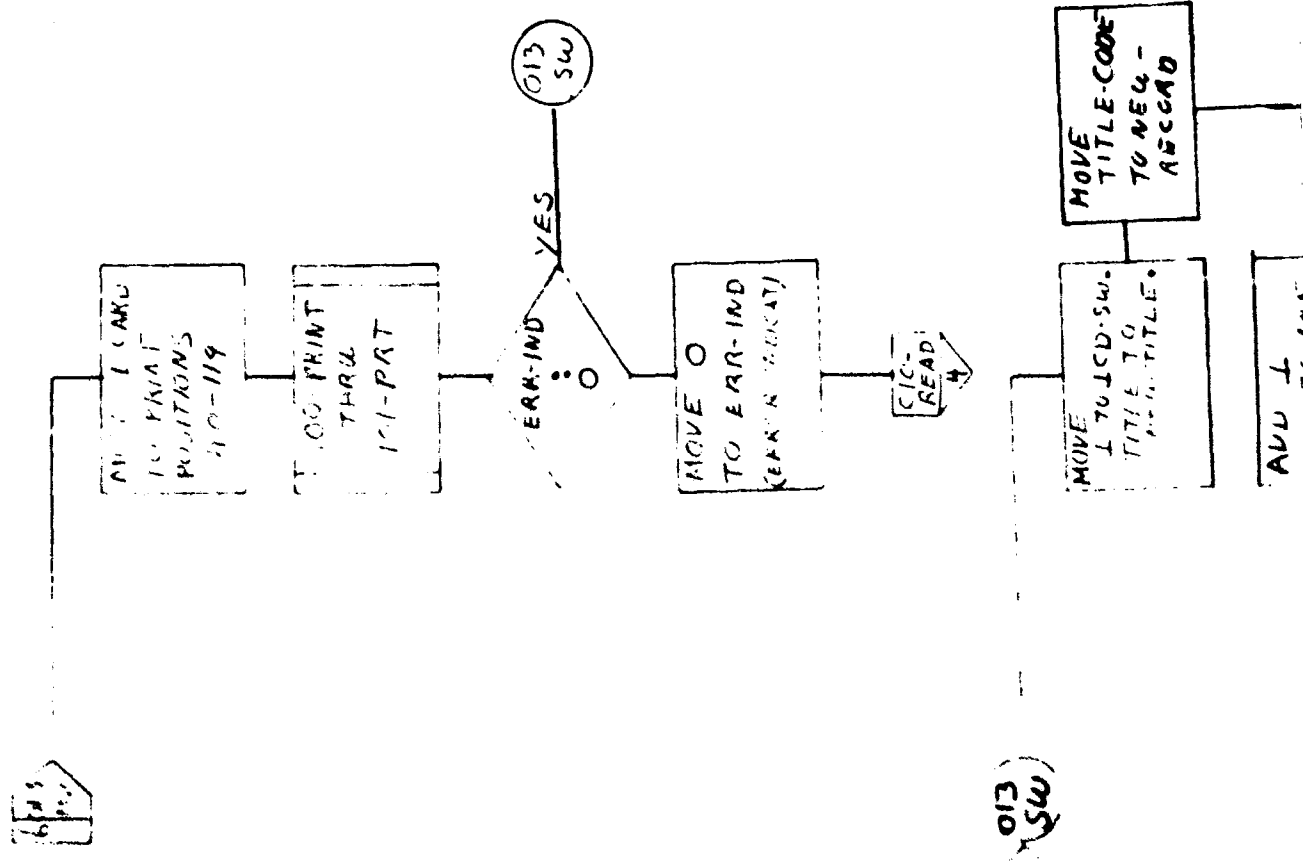
SL501
6 OF 44



H

B





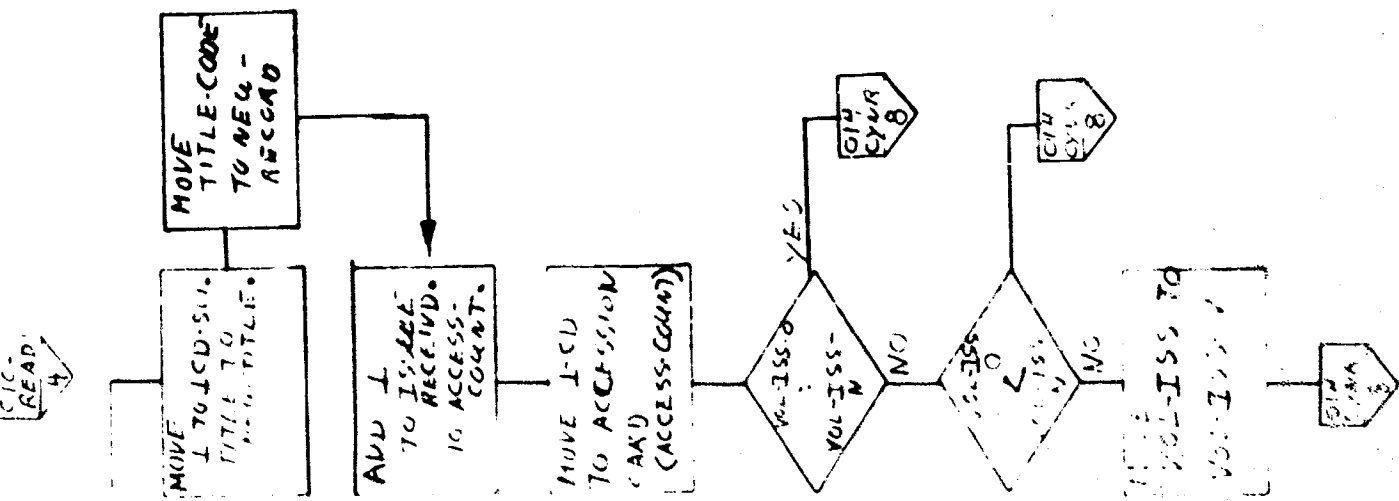
A

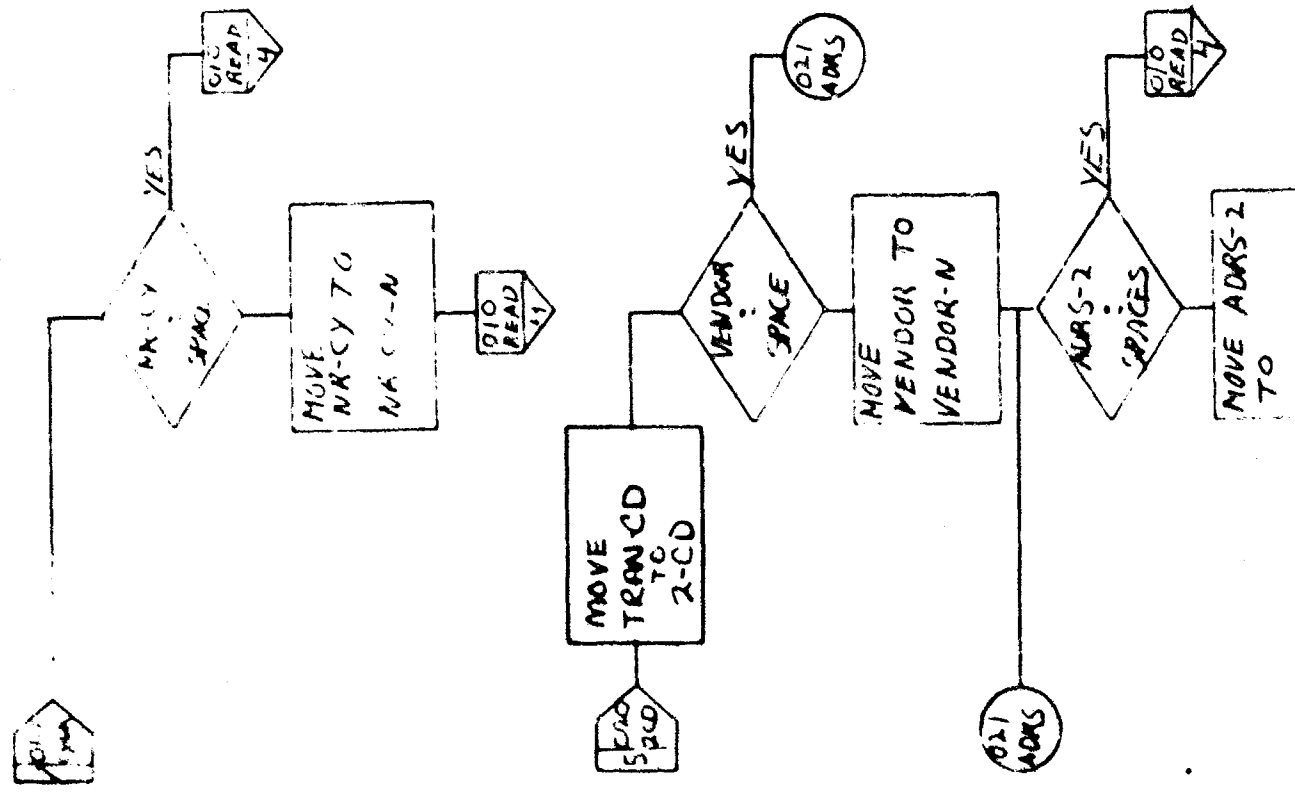
(SW)
O13

(SW)
O13

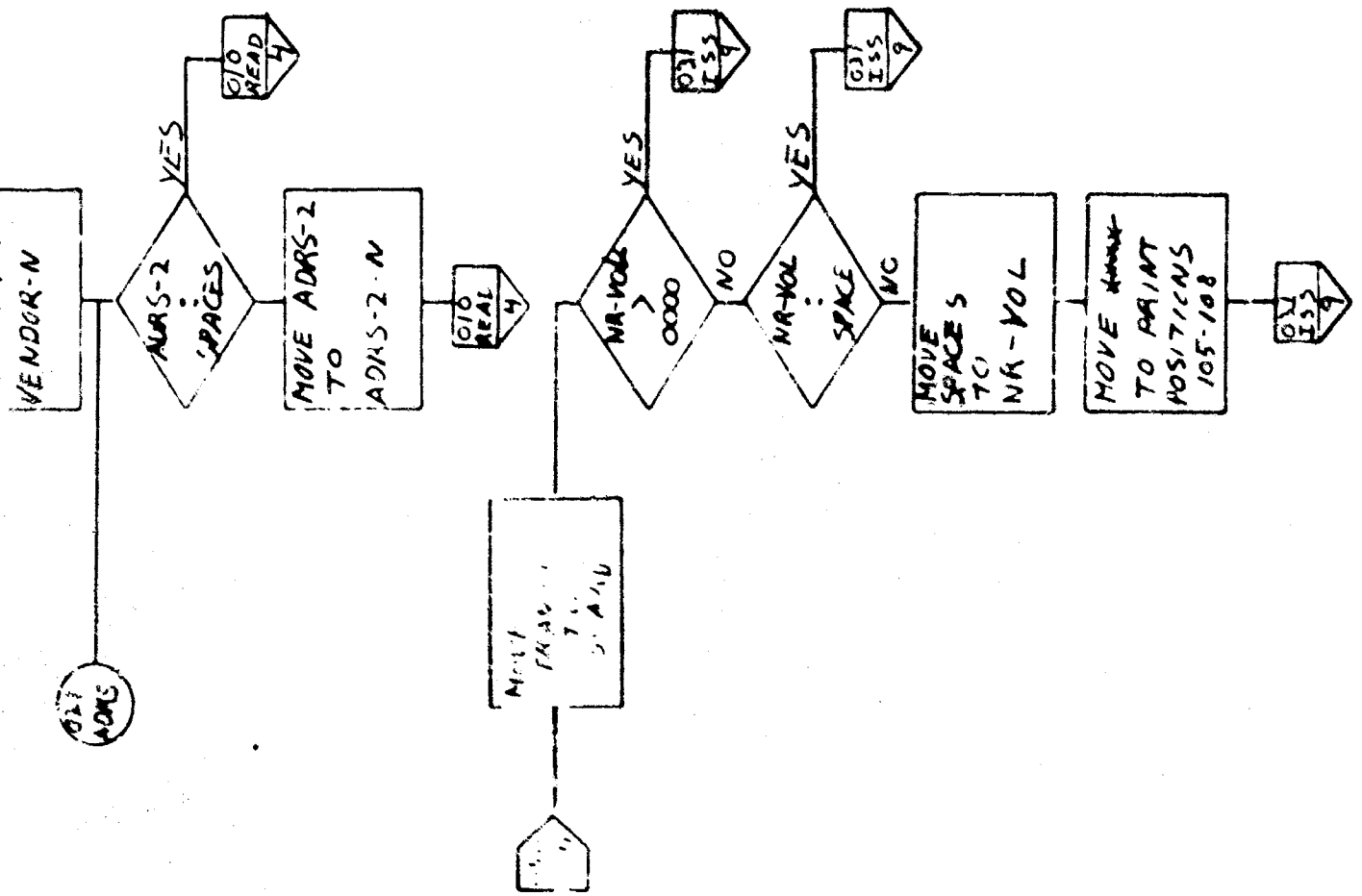
11

ms
C10

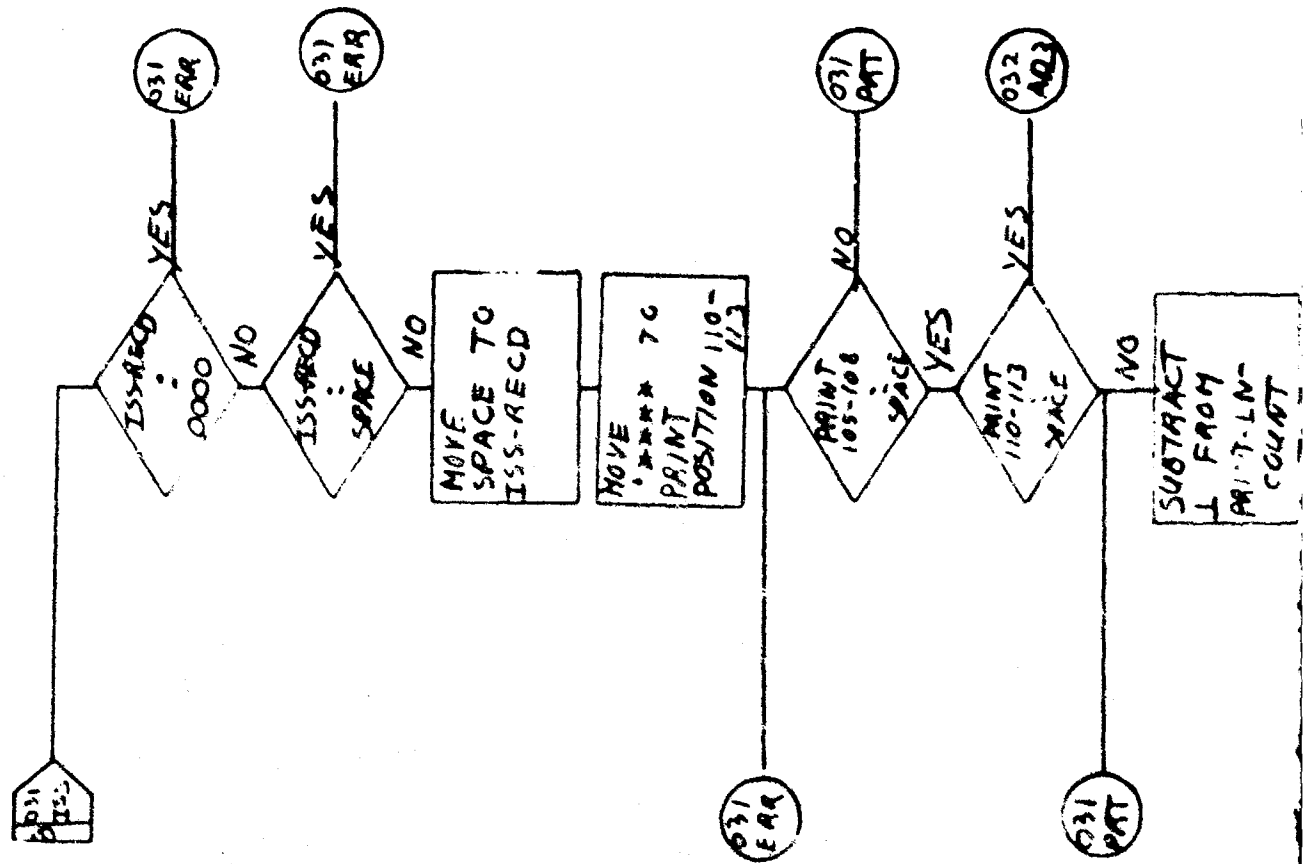




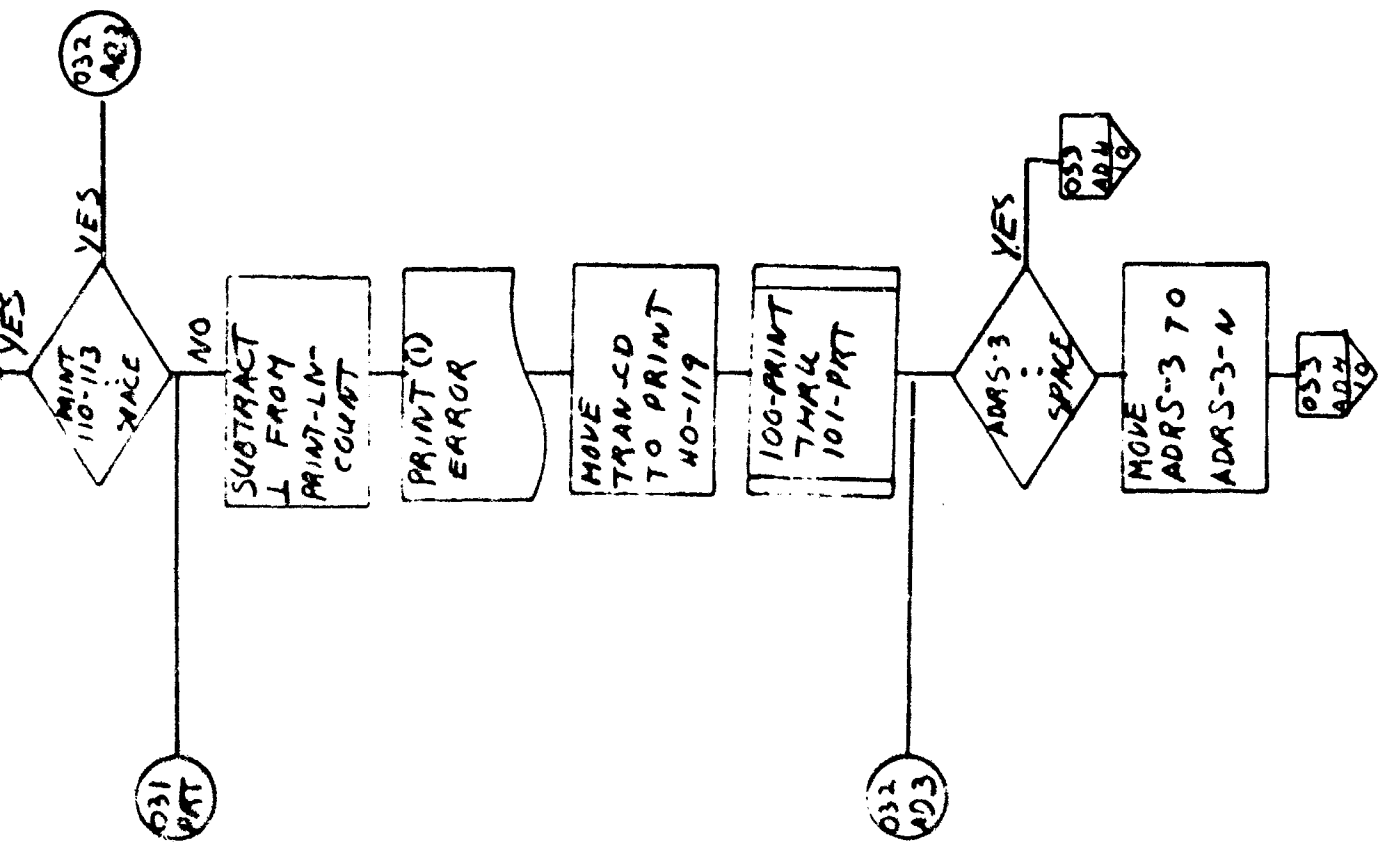
I



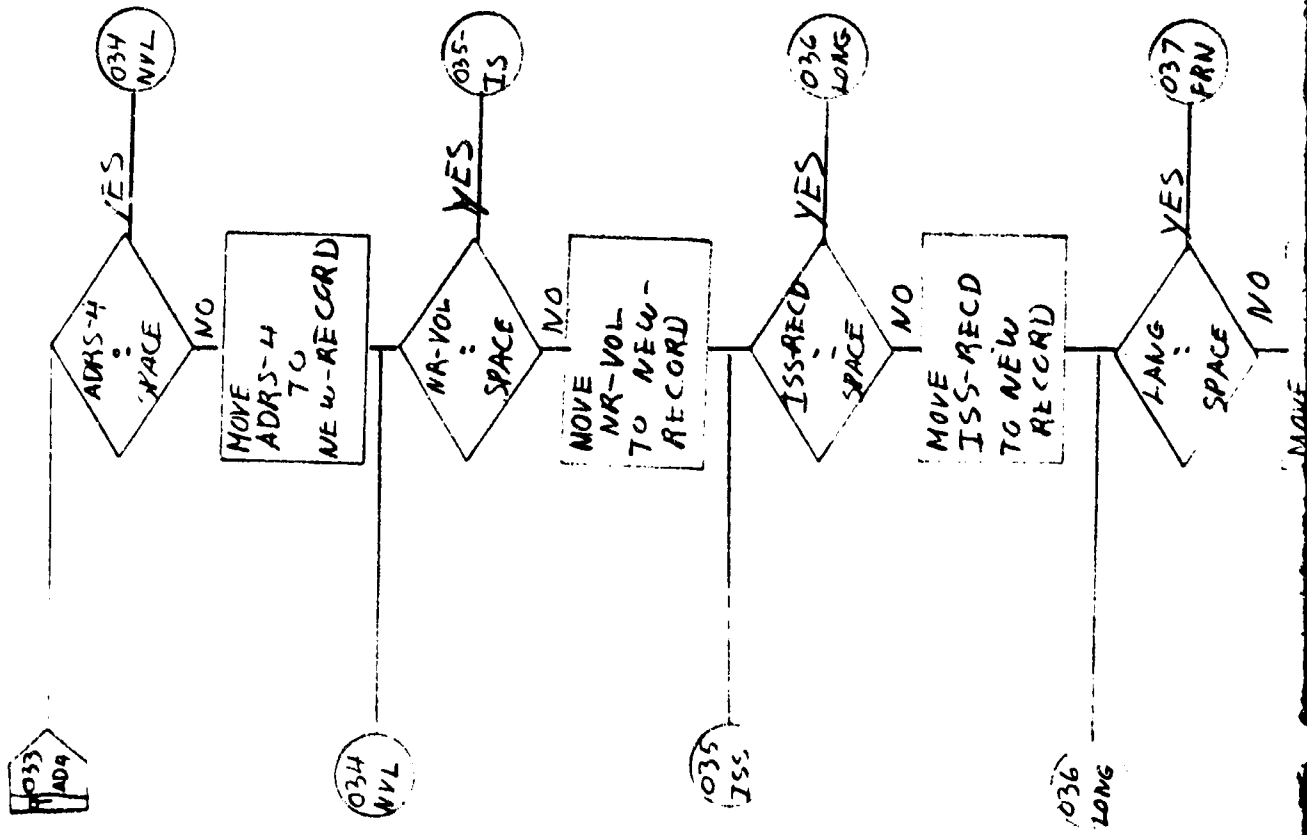
B



11

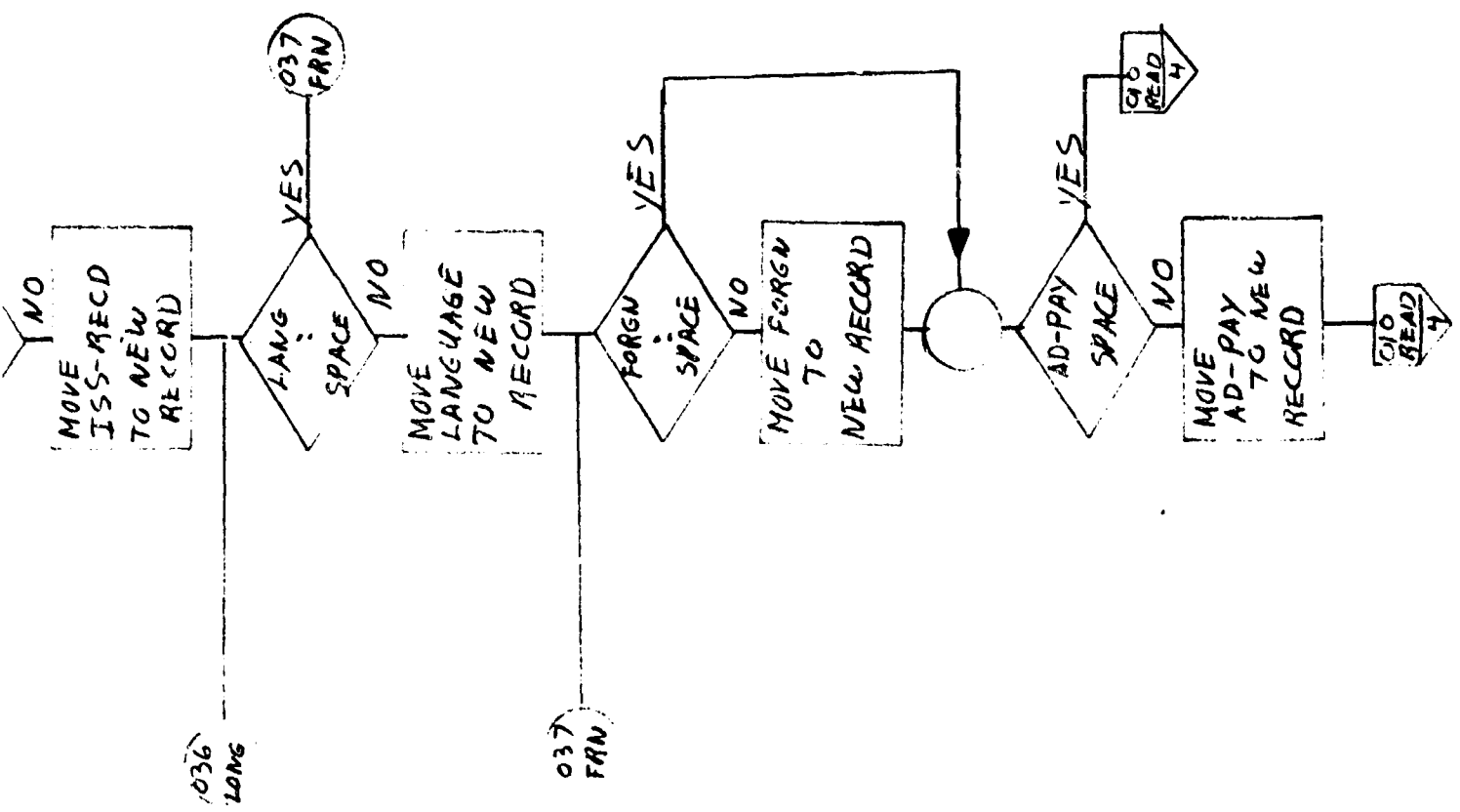


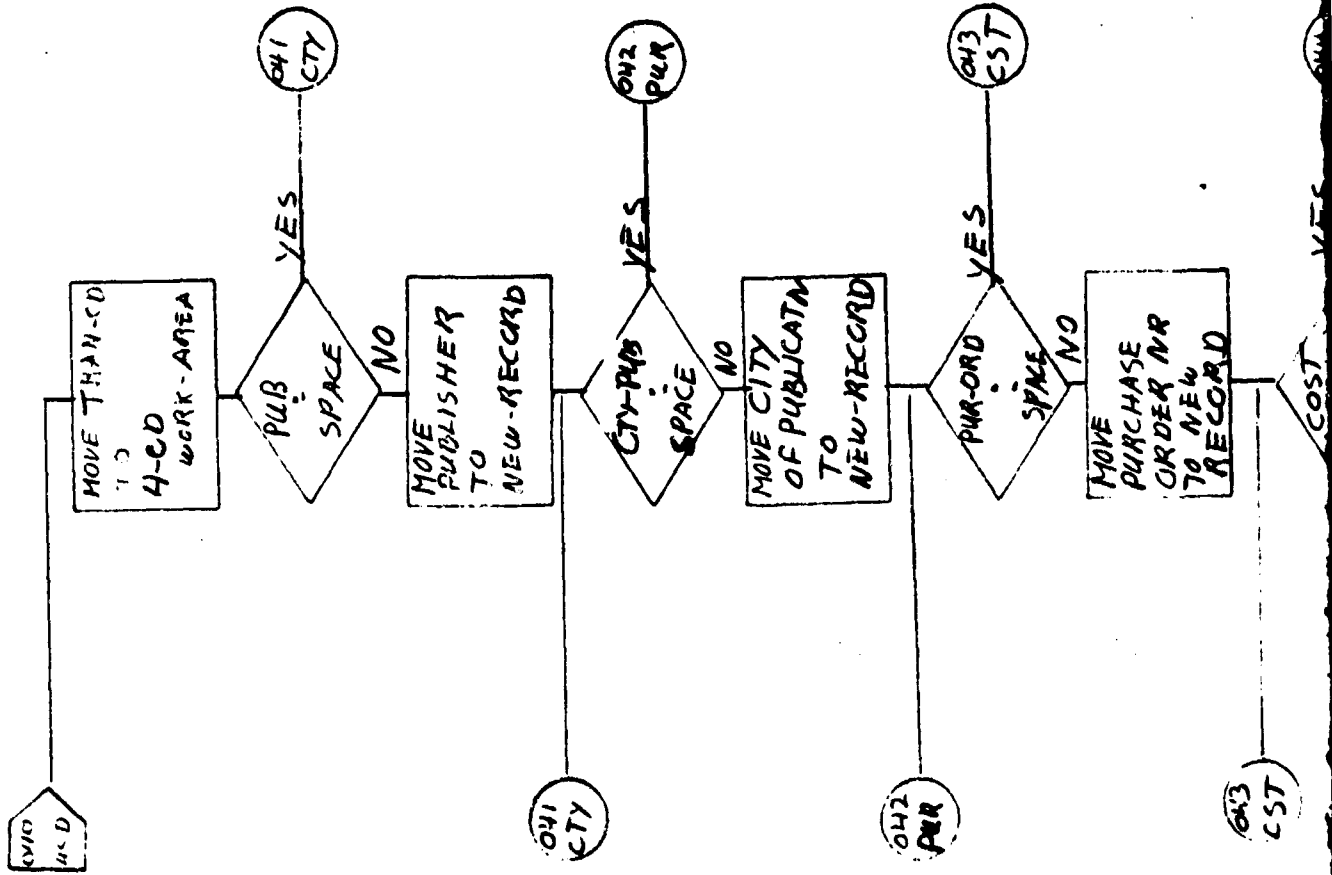
OFFICE SYMBOL,
 SYSTEM CHART NO.
 RUN NUMBER SLS01
 PAGE NUMBER 10 OF 44



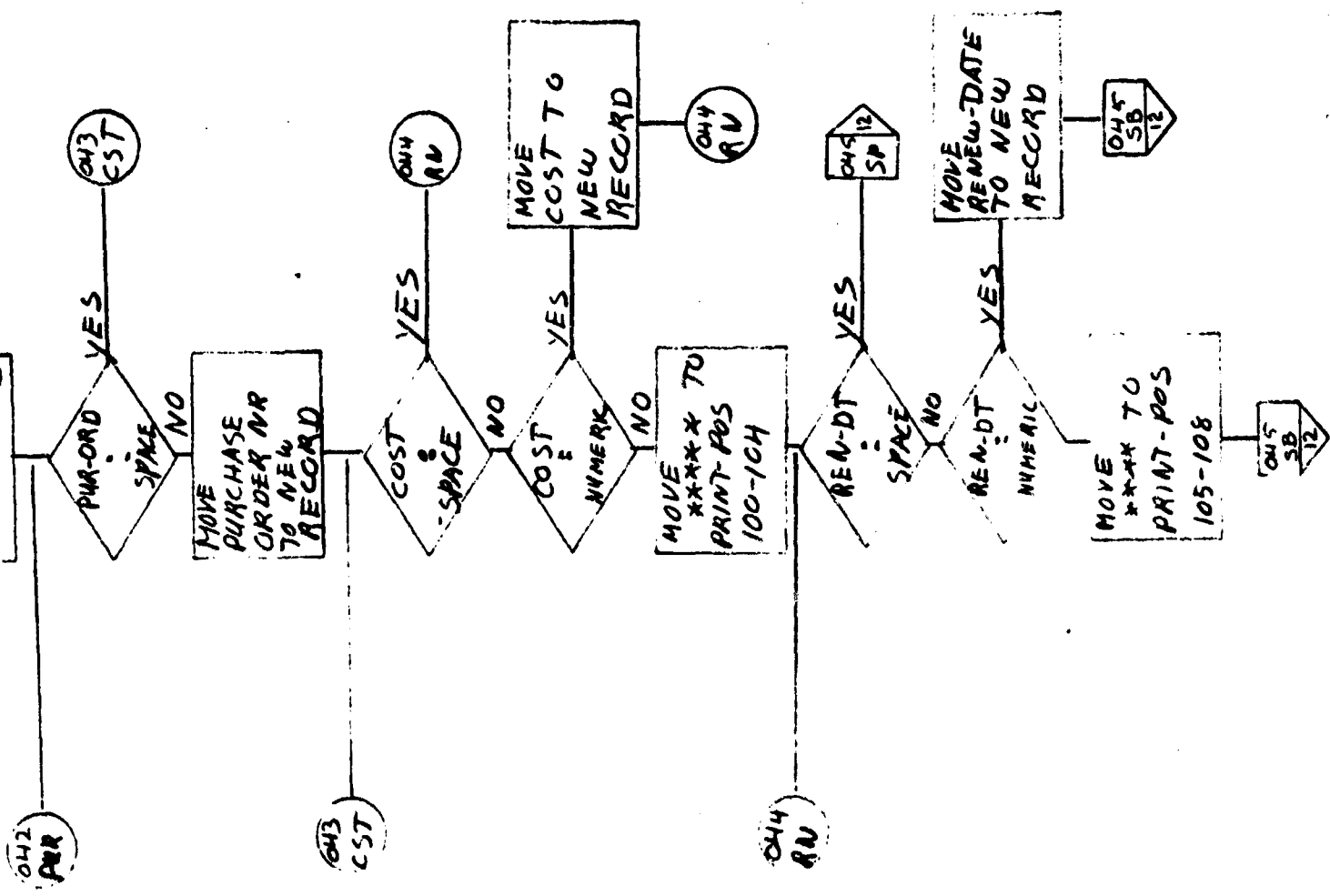
1

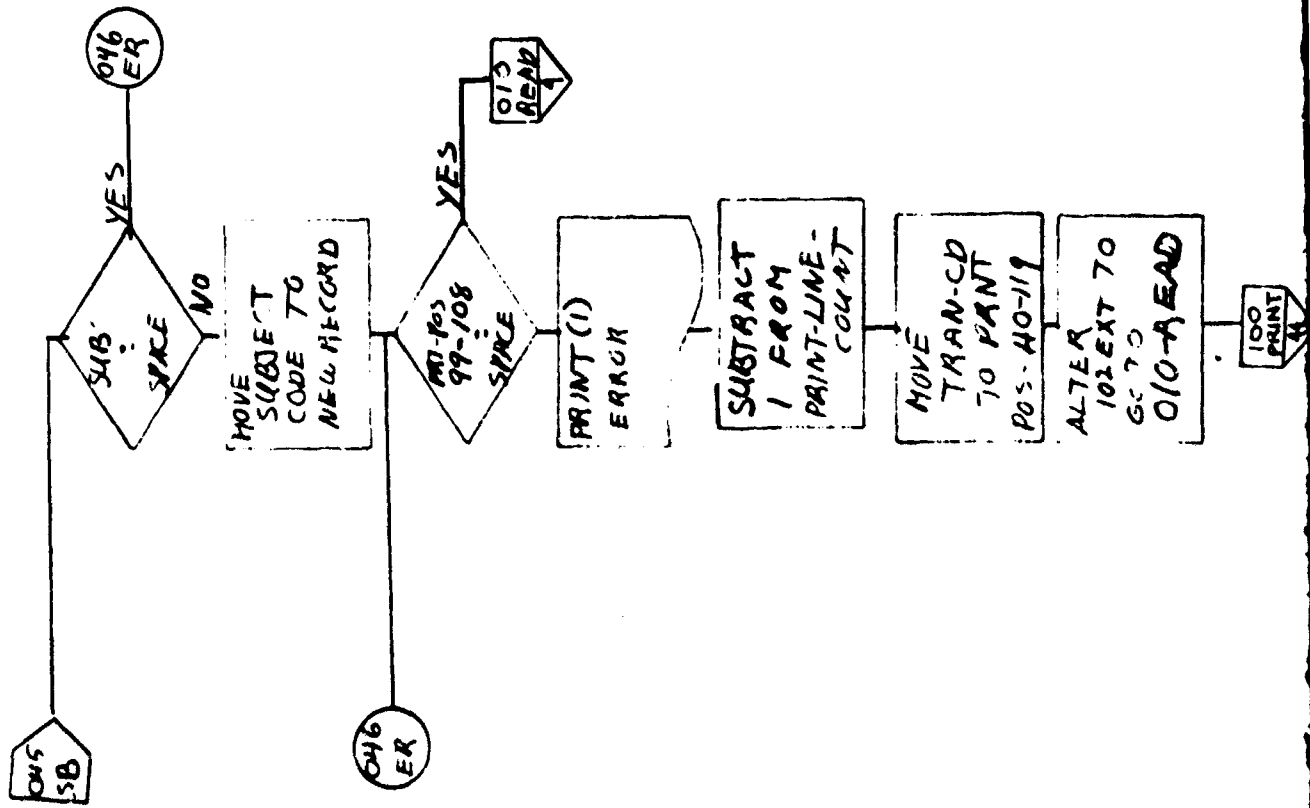
B





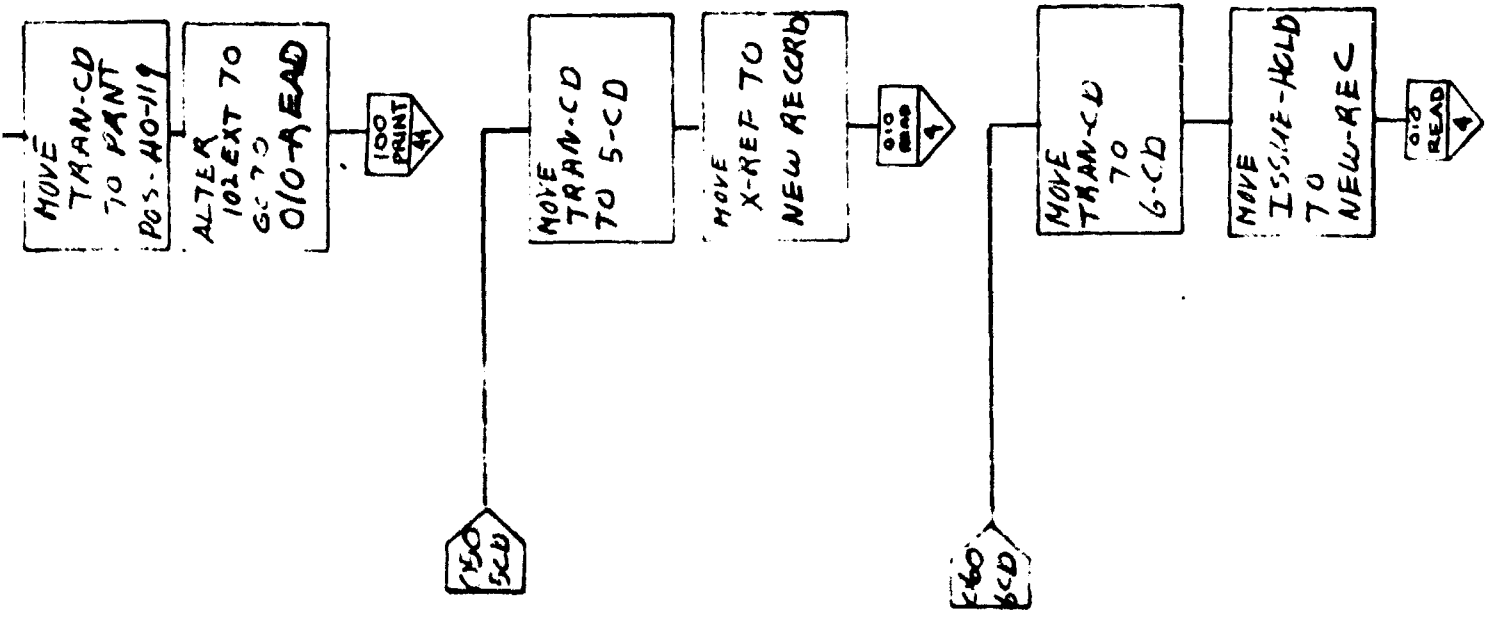
B

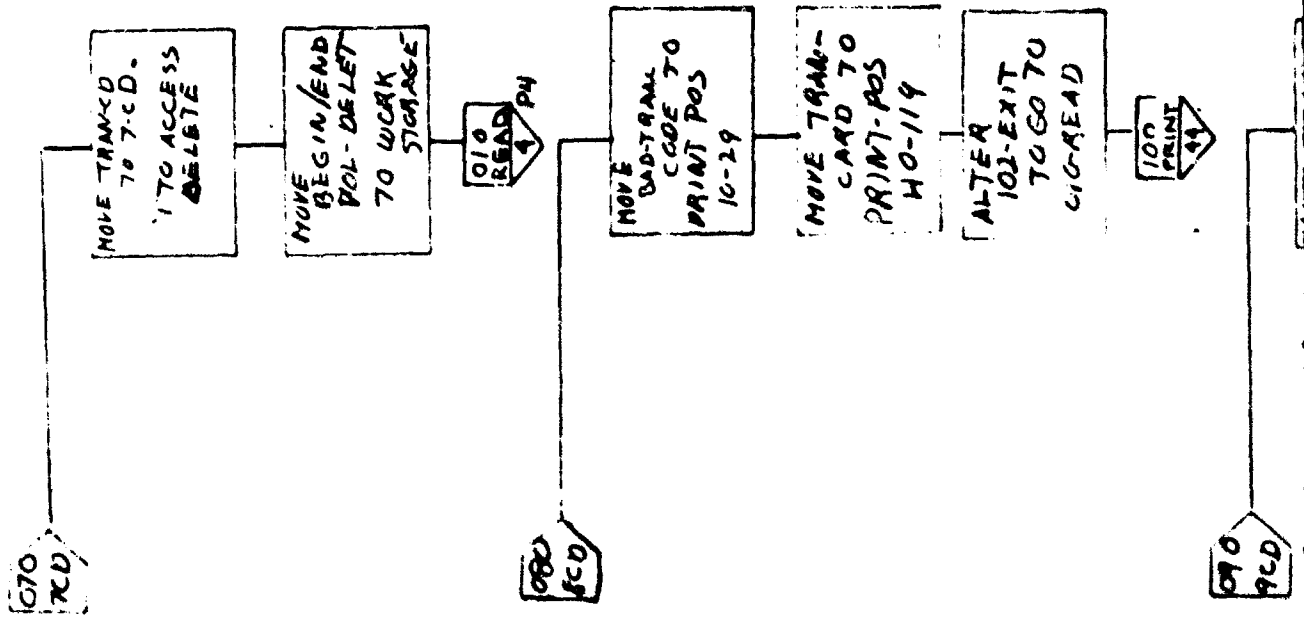




A

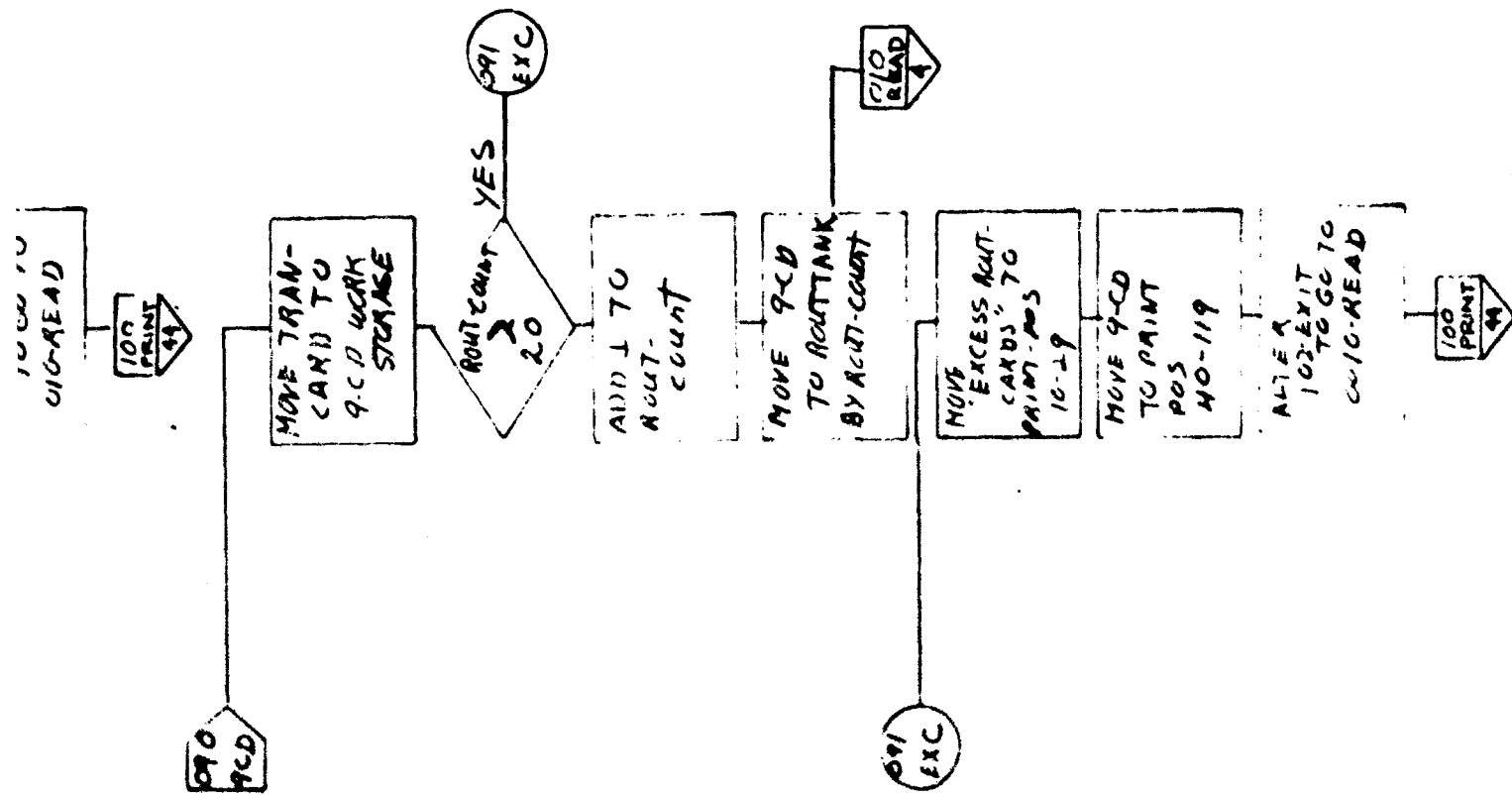
B

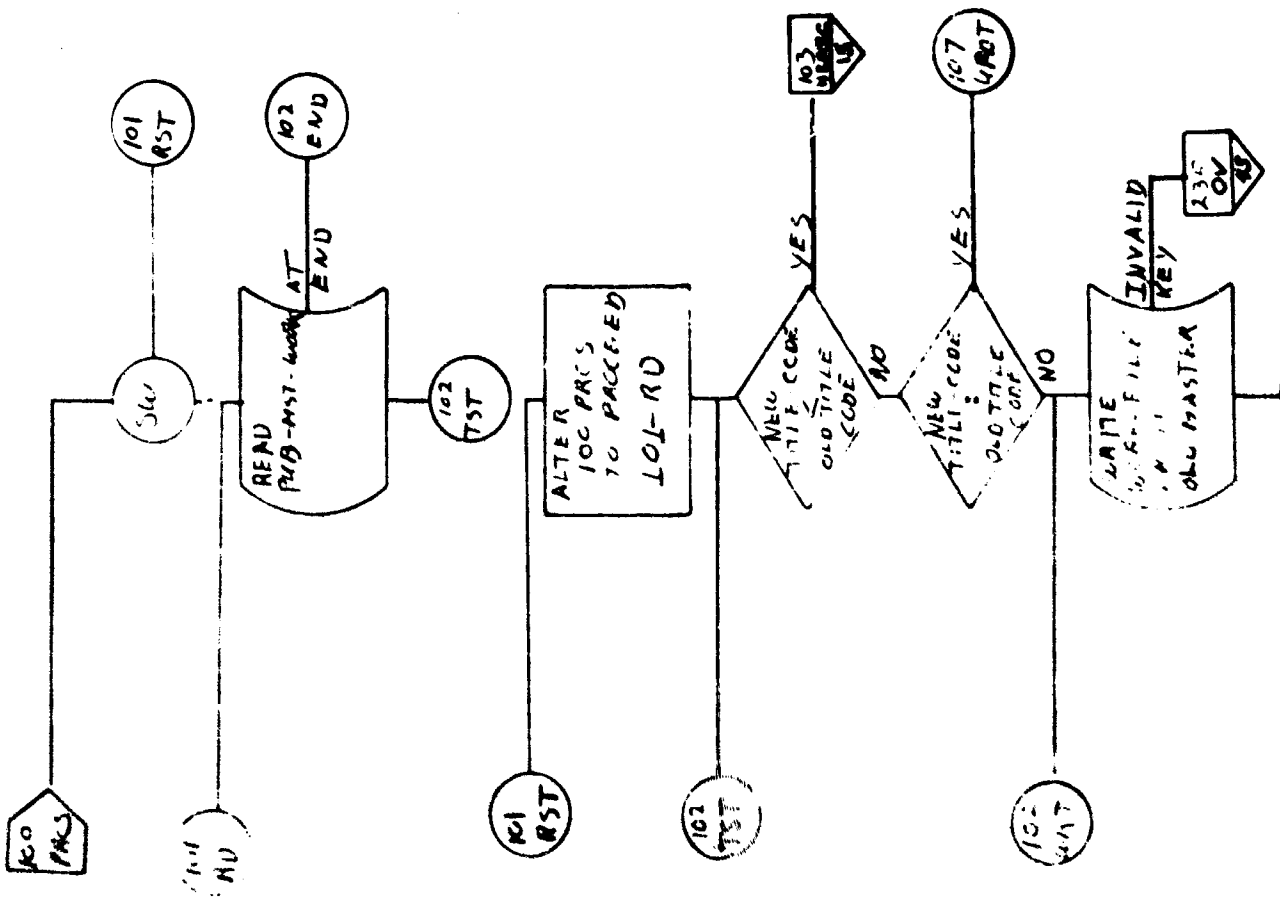




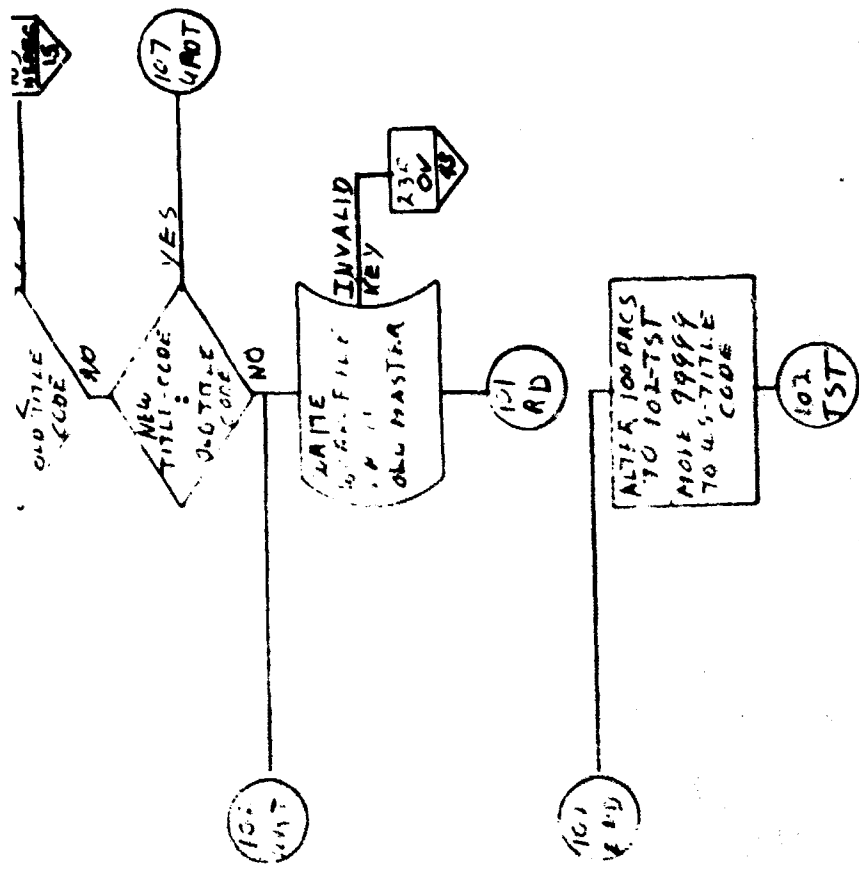
A

B





A



OFFICE SYMBOL

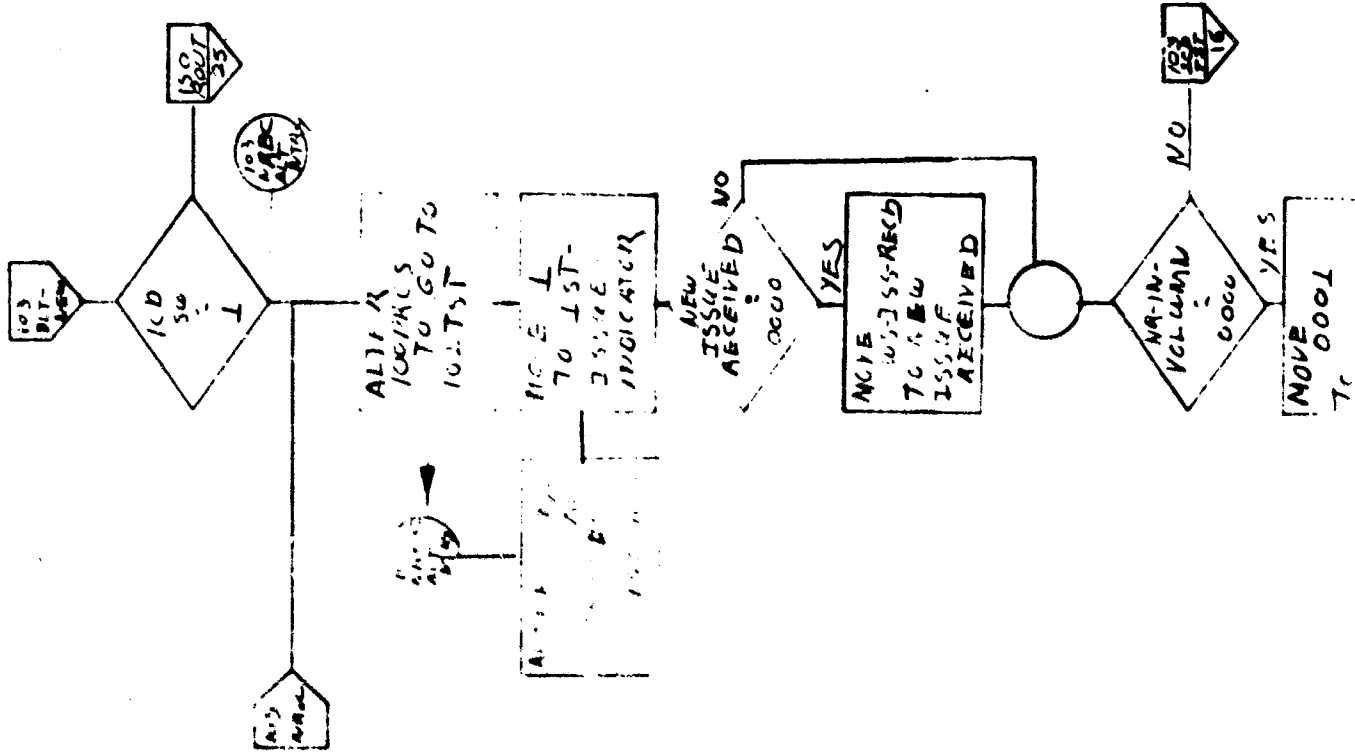
SYSTEM CHART NO.

RUN NUMBER

PAGE NUMBER

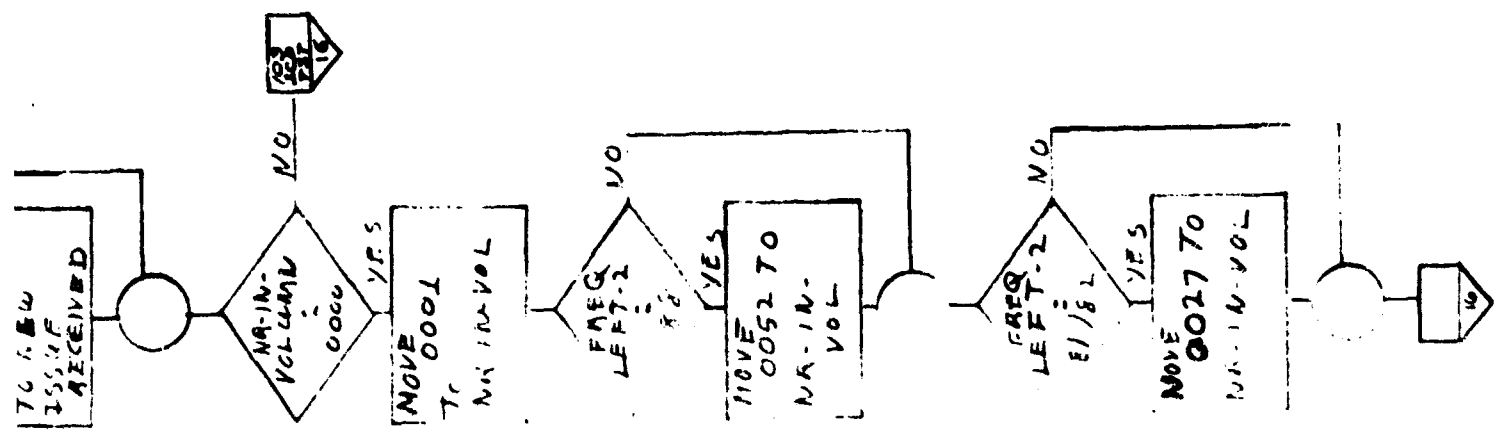
SLSOL

15 OF 44



A

B



OFFICE SYMBOL

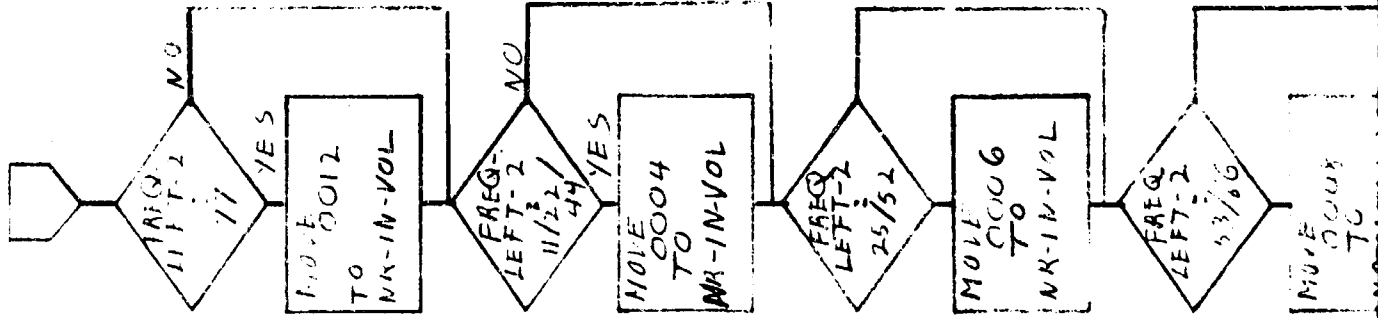
SYSTEM CHART NO.

RUN NUMBER

PAGE NUMBER

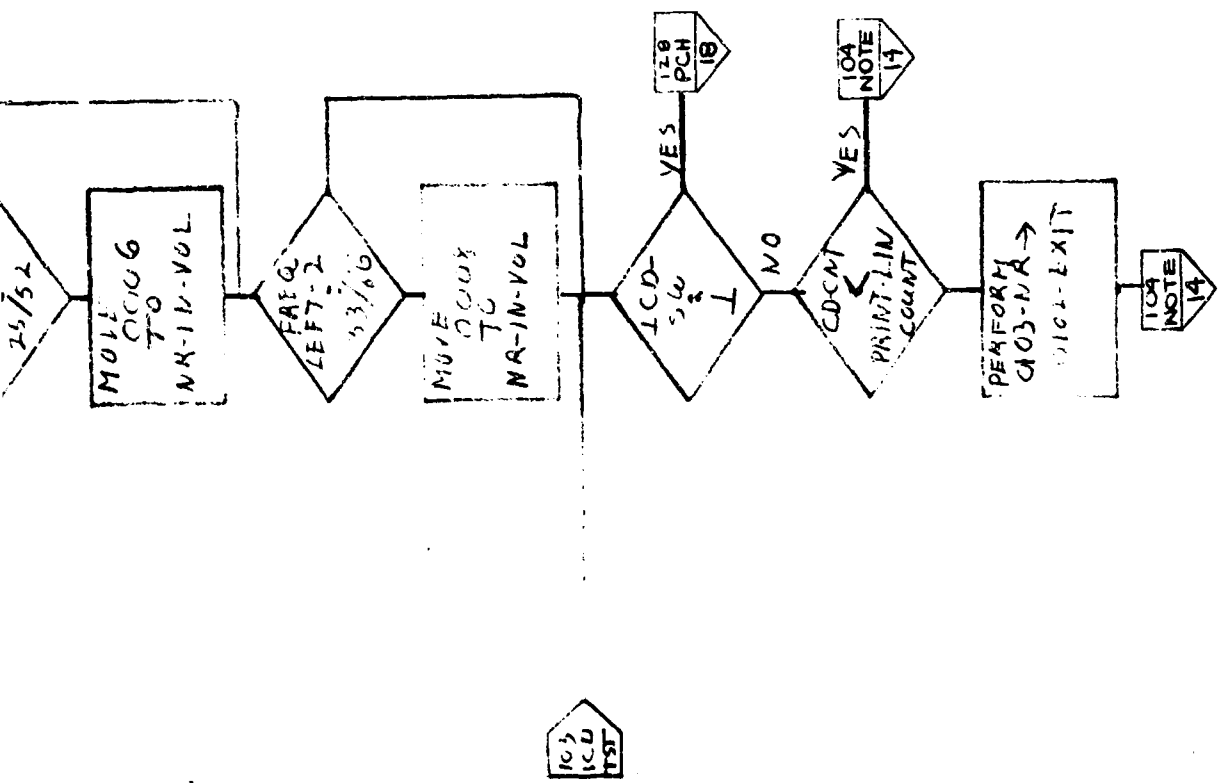
51501

16 OF 44

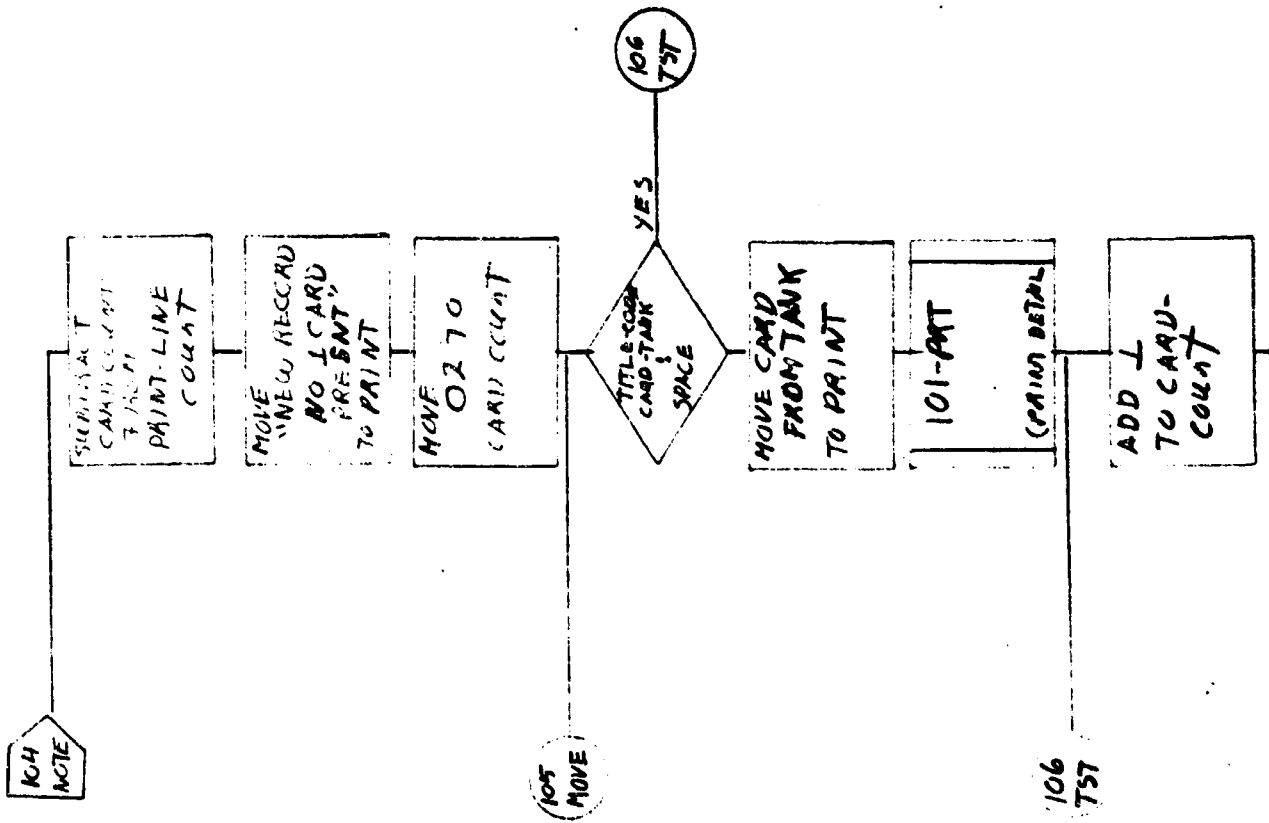


A

B

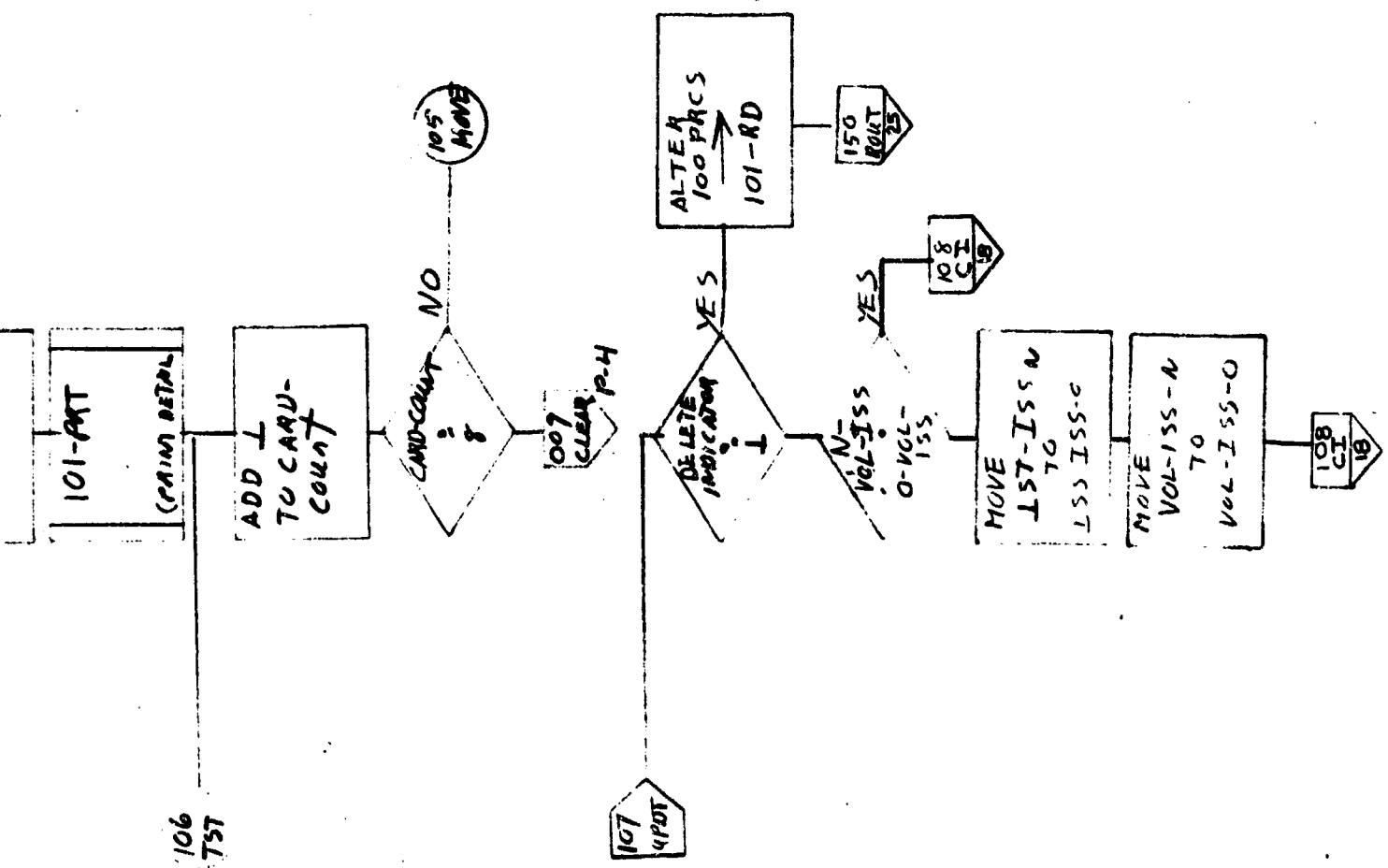


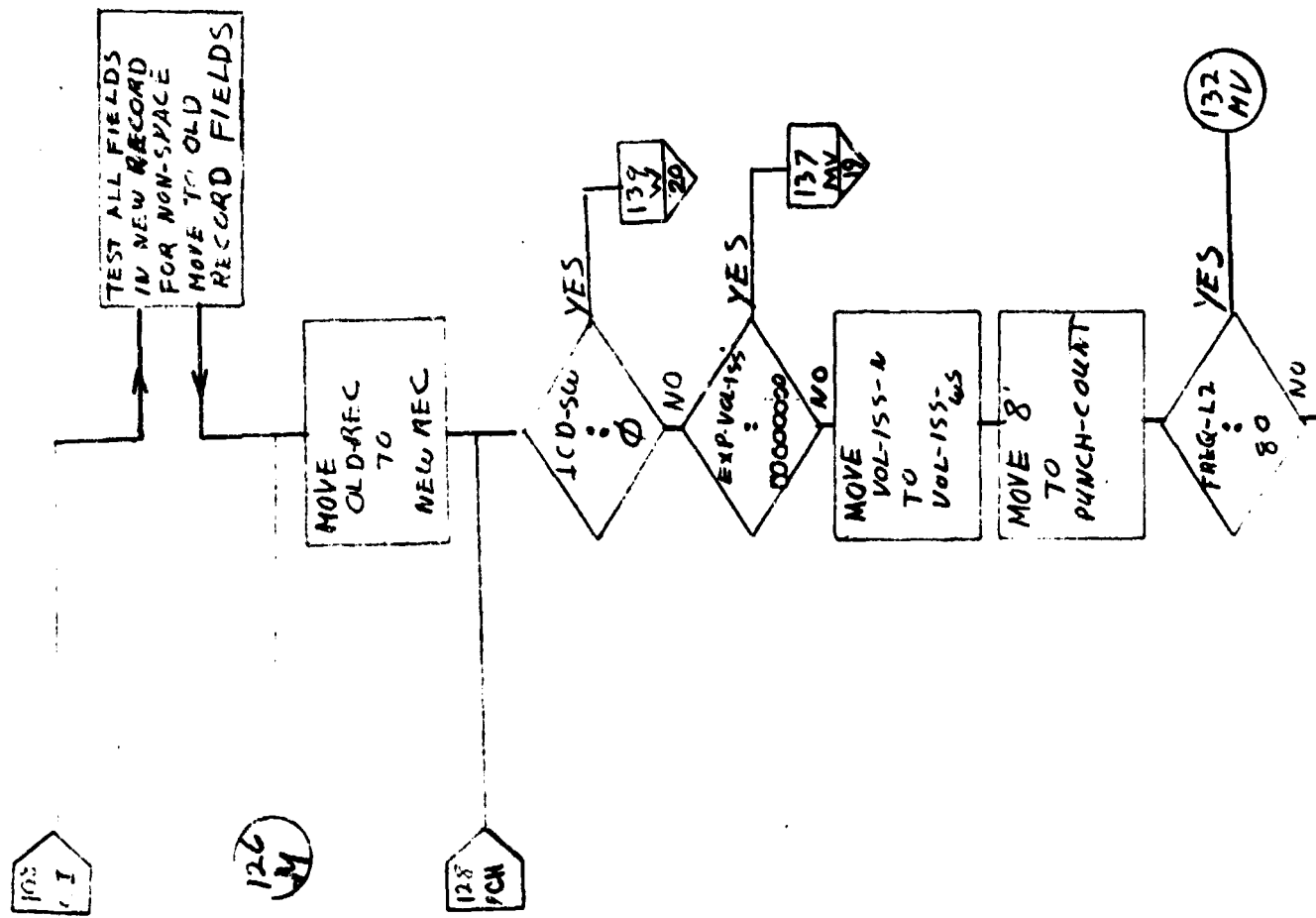
OFFICE SYMBOL
 SYSTEM CHART NO. _____
 RUN NUMBER SLS01
 PAGE NUMBER 17 OF 44



A

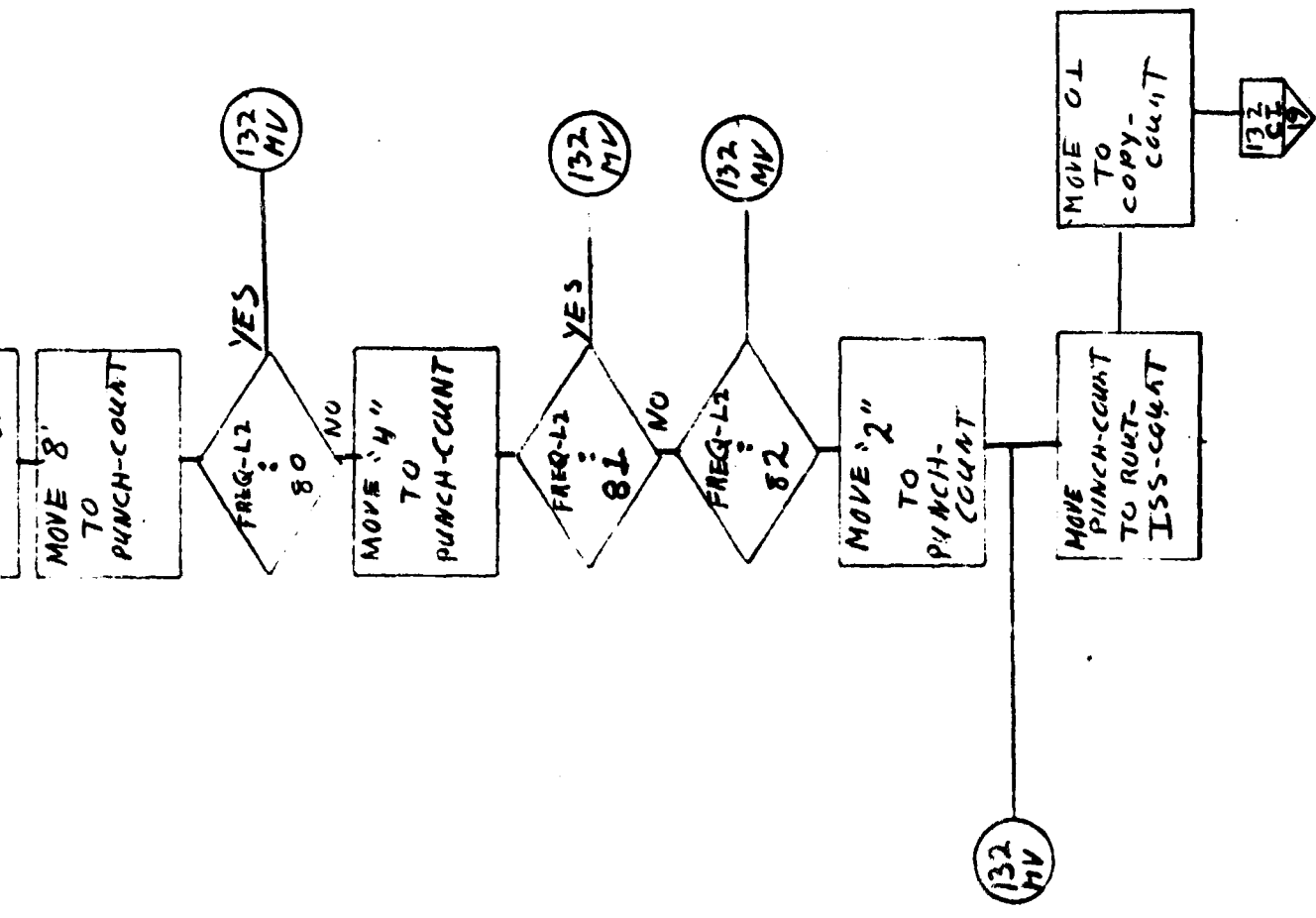
B

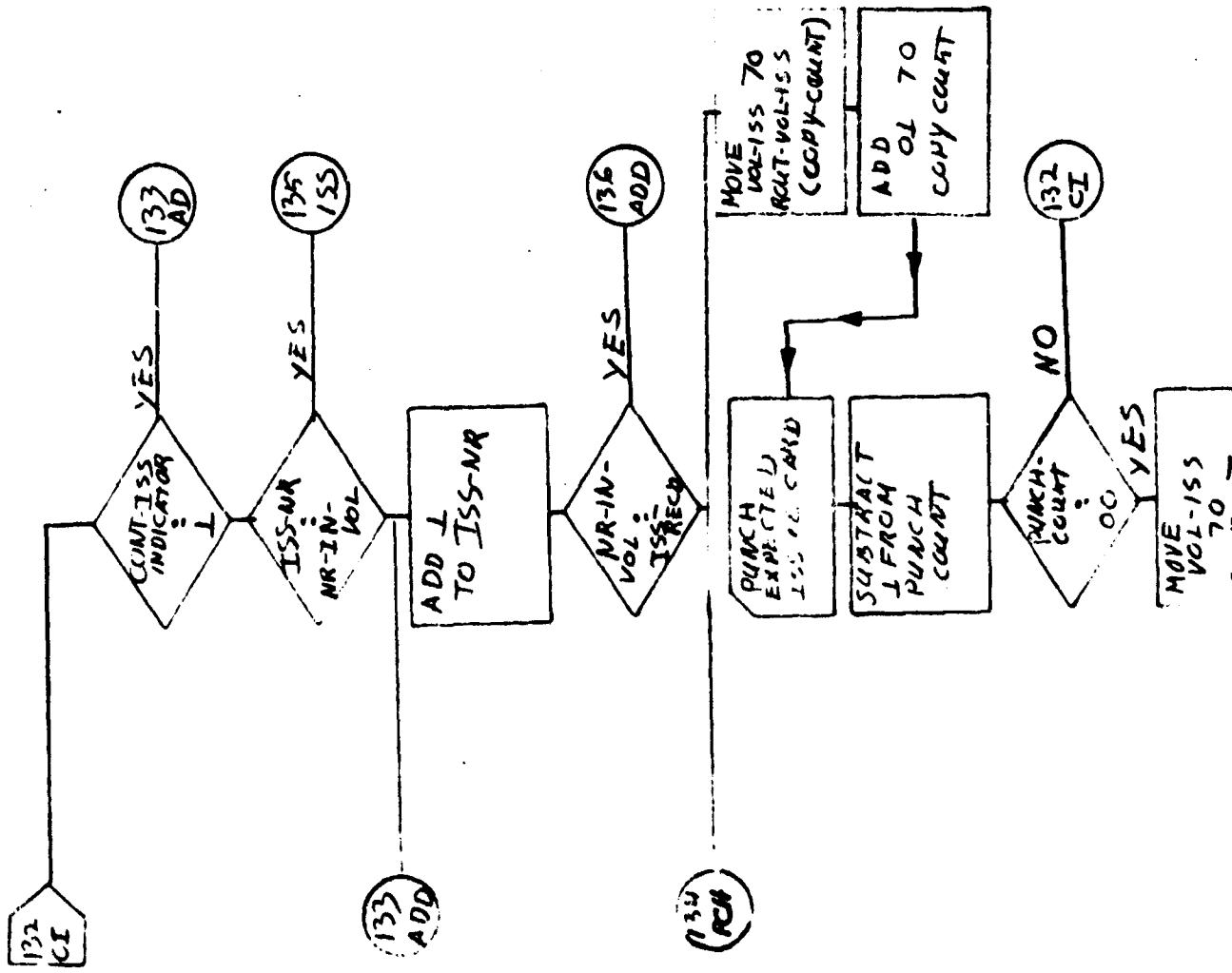




A

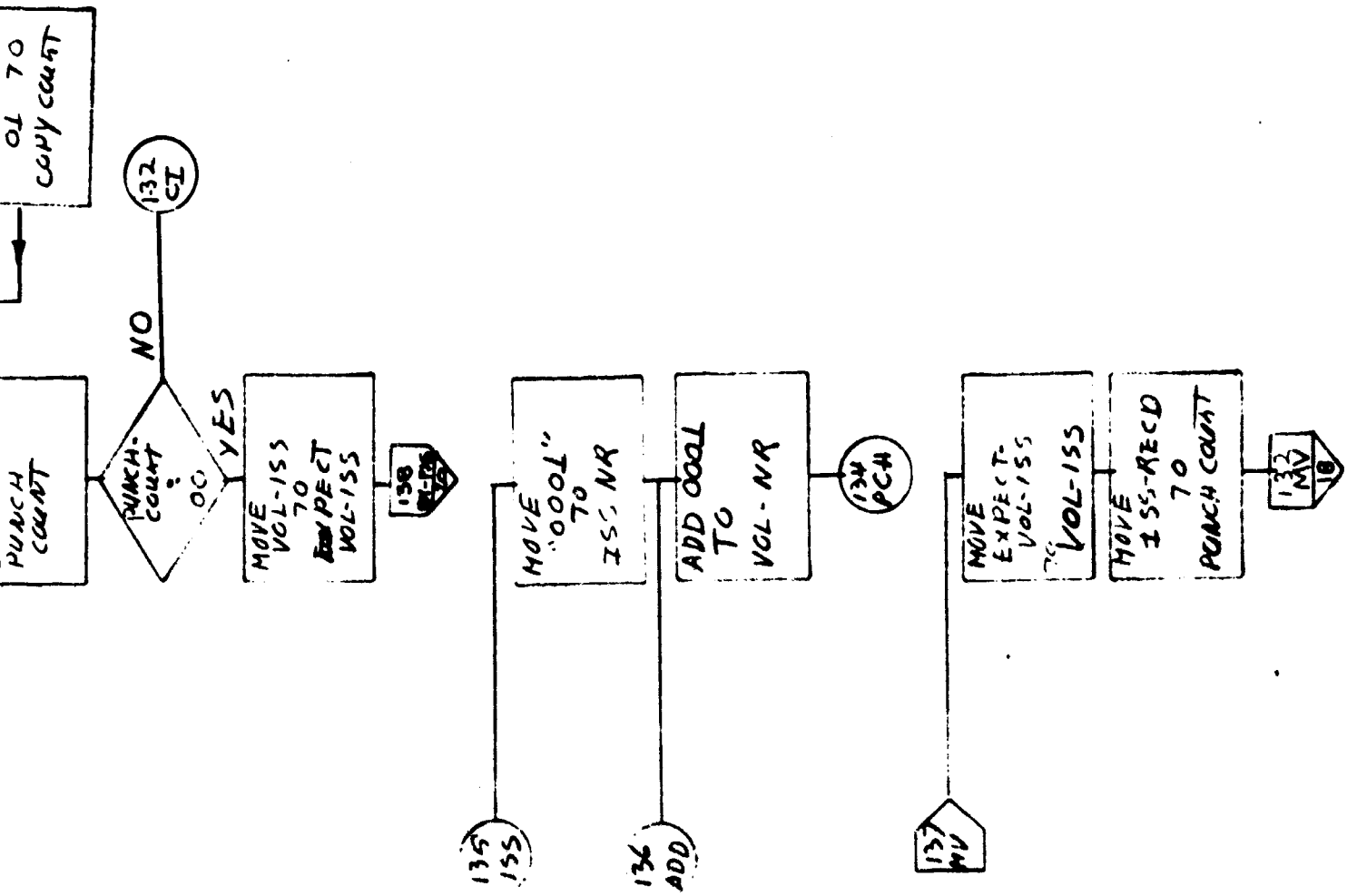
B





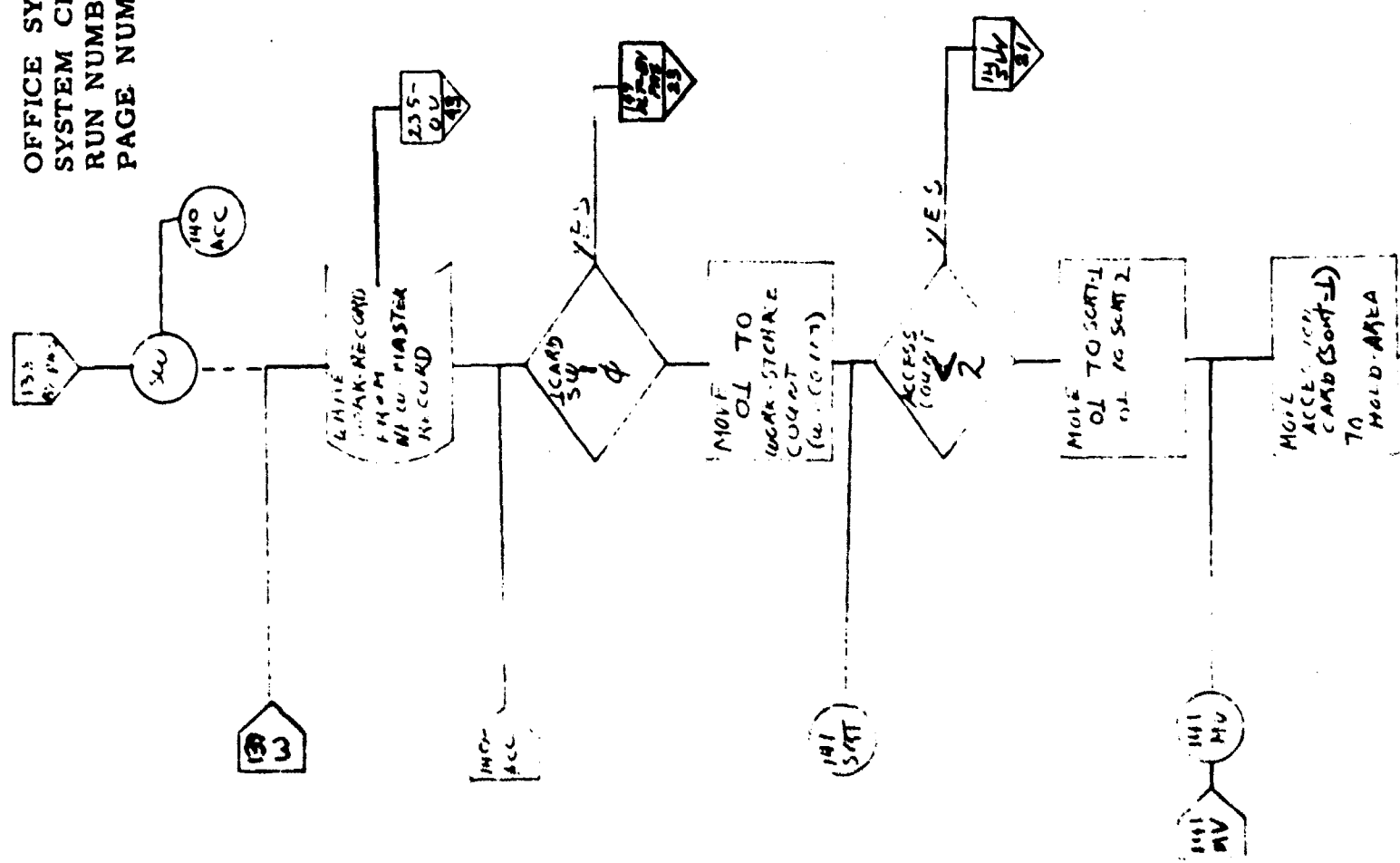
A

B



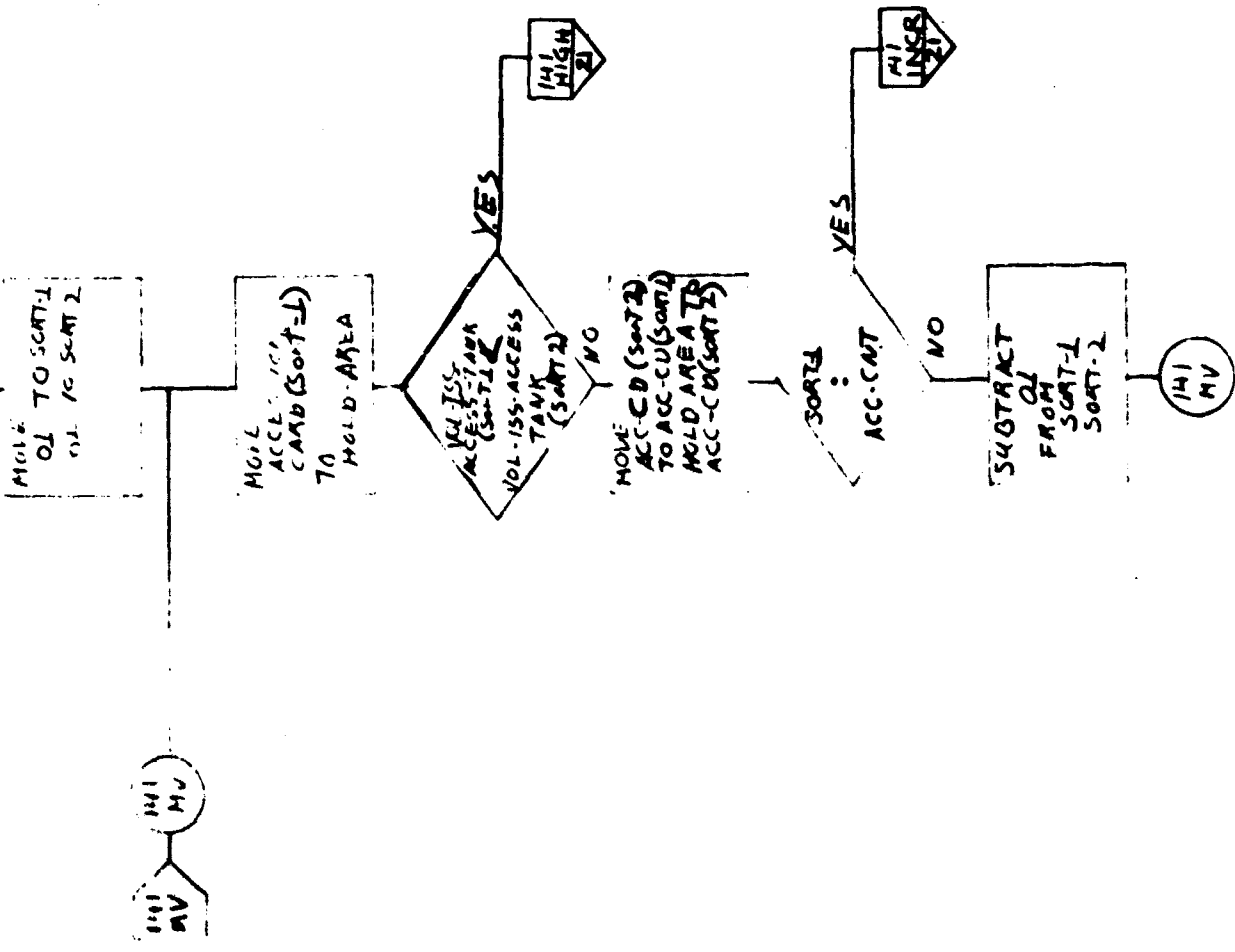
OFFICE SYMBOL
 SYSTEM CHART NO.
 RUN NUMBER
 PAGE NUMBER

SLS01
 20 CF 44



A

13

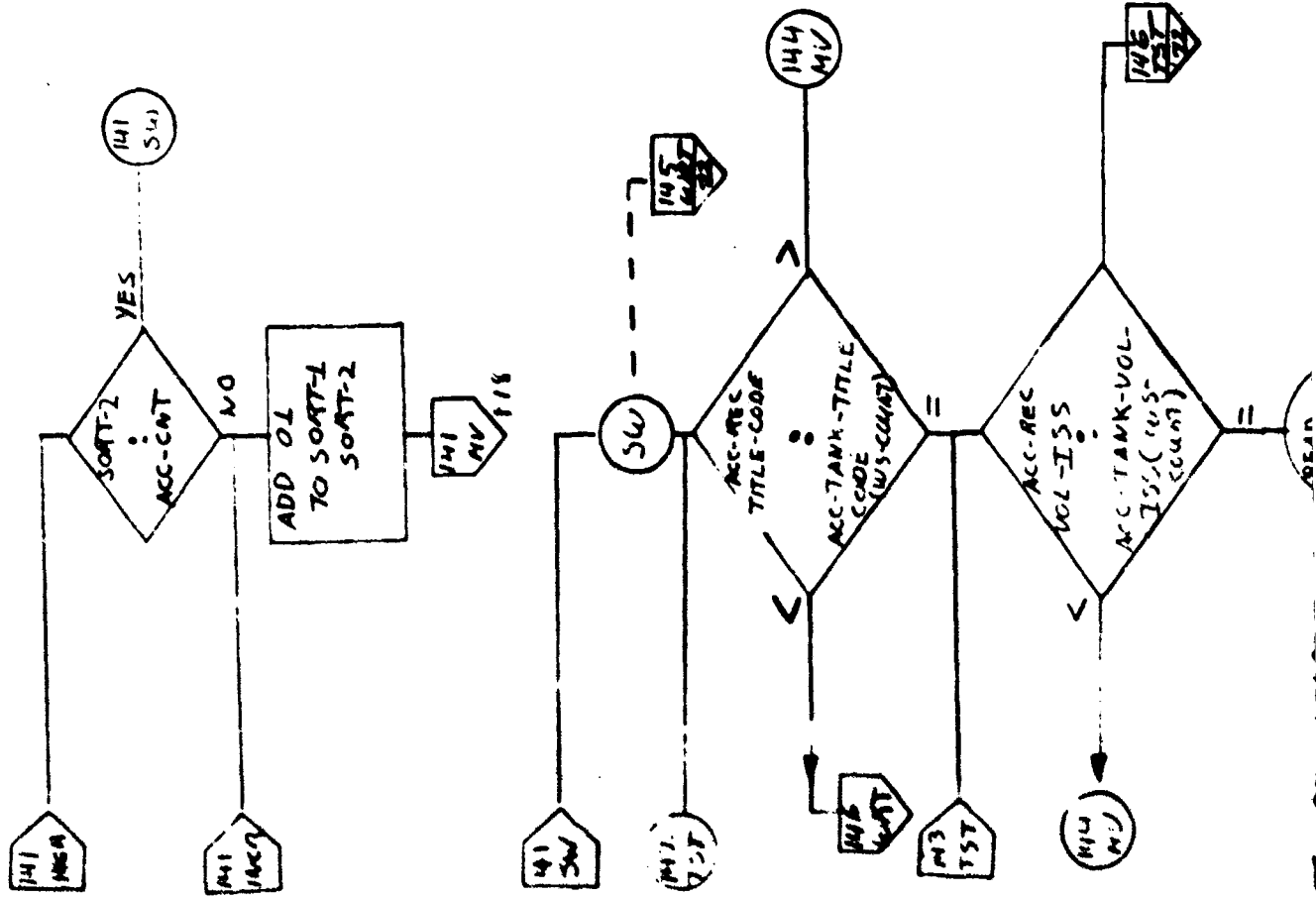


OFFICE SYMBOL

SYSTEM CHART NO.

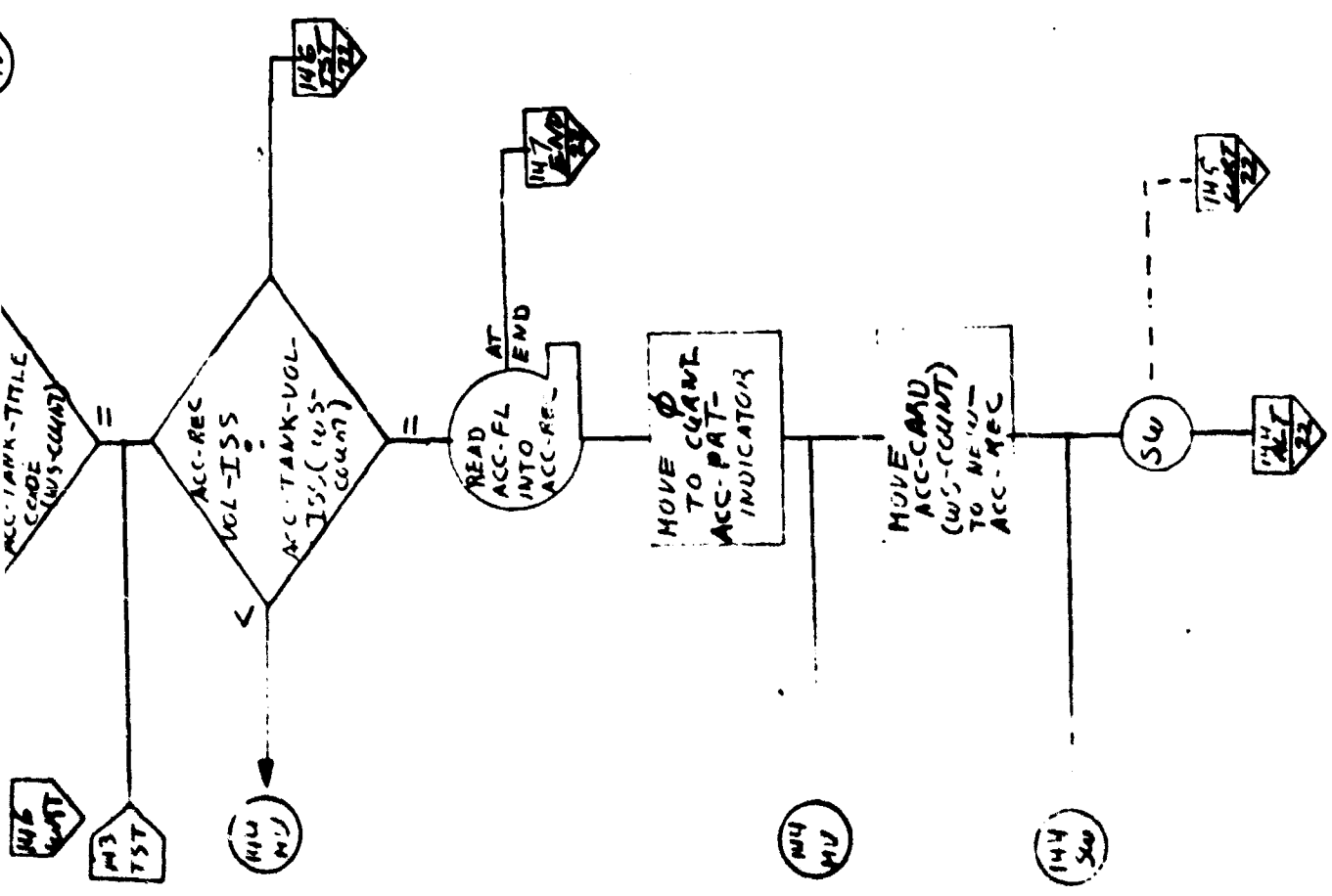
RUN NUMBER 52501

PAGE NUMBER 21 OF 44

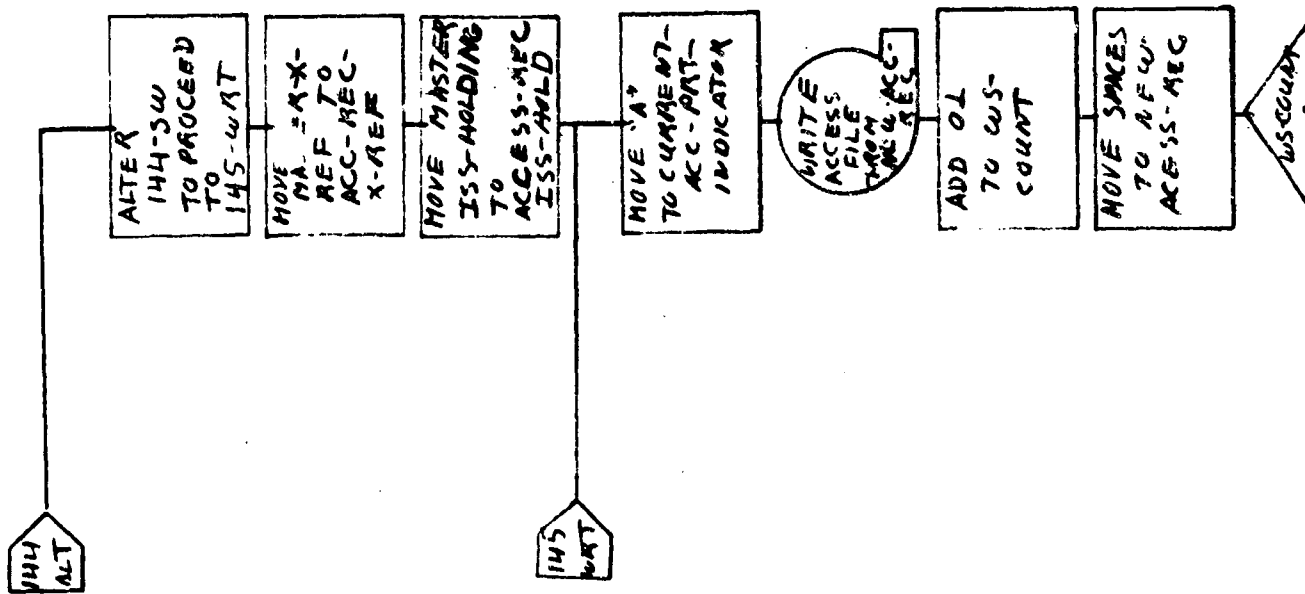


1

B

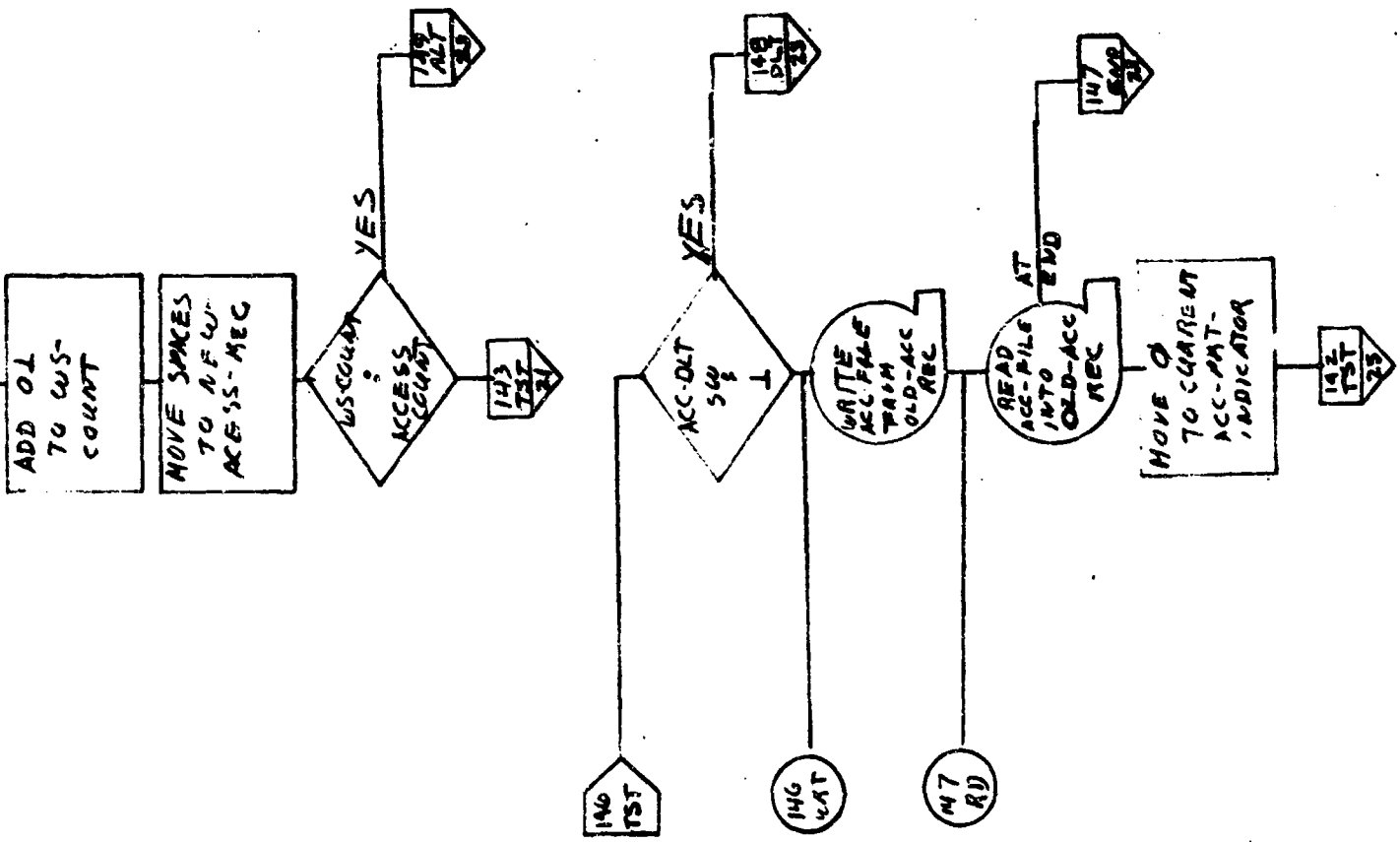


OFFICE SYMBOL
SYSTEM CHART NO. _____
RUN NUMBER SL501
PAGE NUMBER 22 OF 44

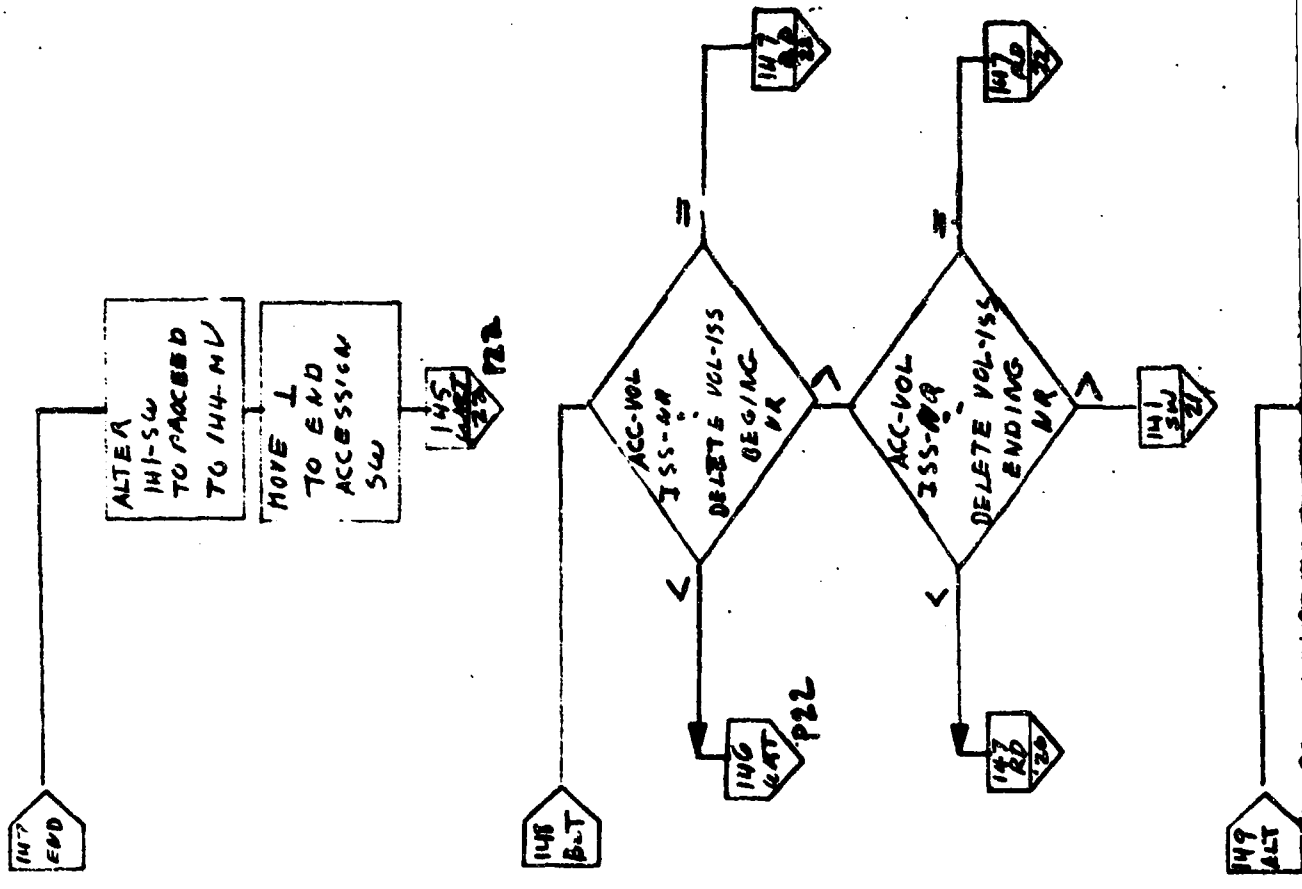


A

B

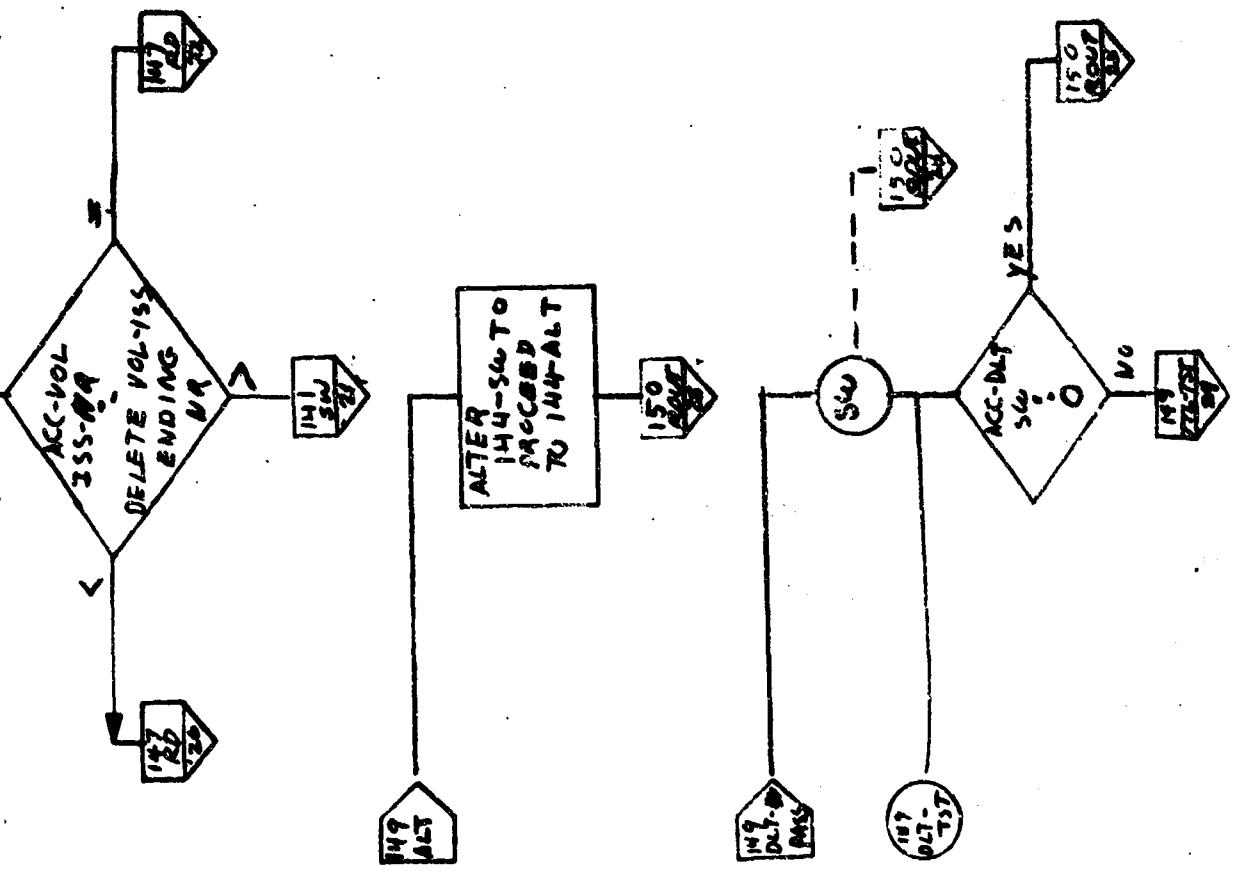


OFFICE SYMBOL
 SYSTEM CHART NO. _____
 RUN NUMBER S1501
 PAGE NUMBER 23 OF 44

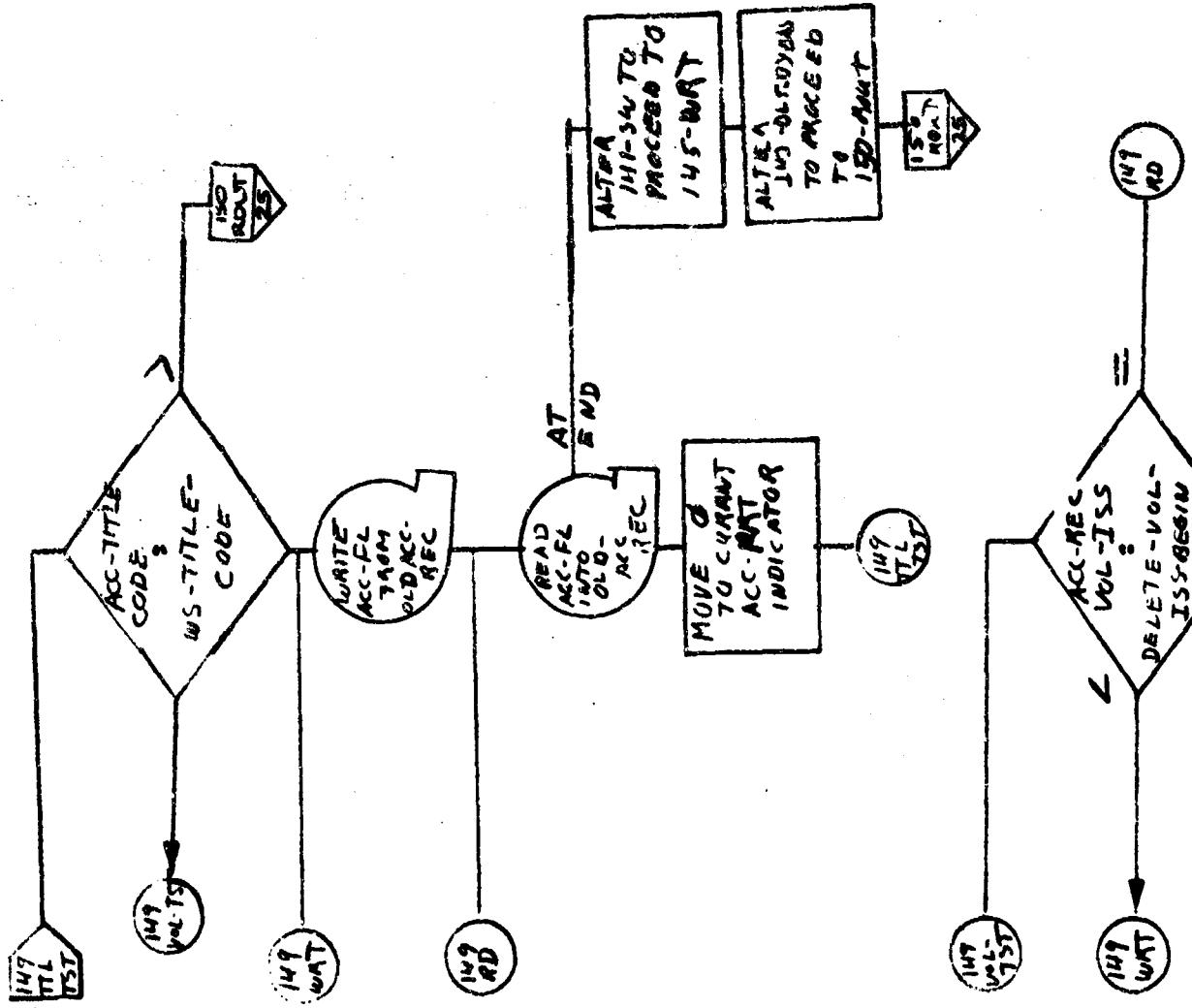


A

B



OFFICE SYMBOL
 SYSTEM CHART NO.
 RUN NUMBER SLSOL
 PAGE NUMBER 24 OF 44



A

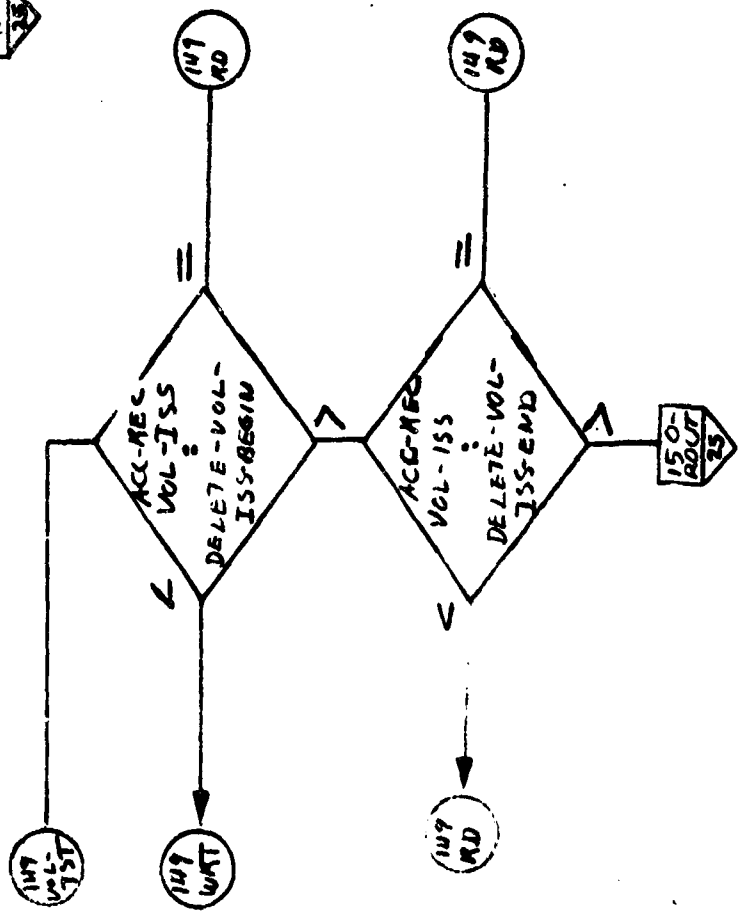
PROCEED TO
145-WAT

ALTER
JMS-DL-CRYBA
TO PROCEED
TO
150-ABUT

150-
ABUT
25

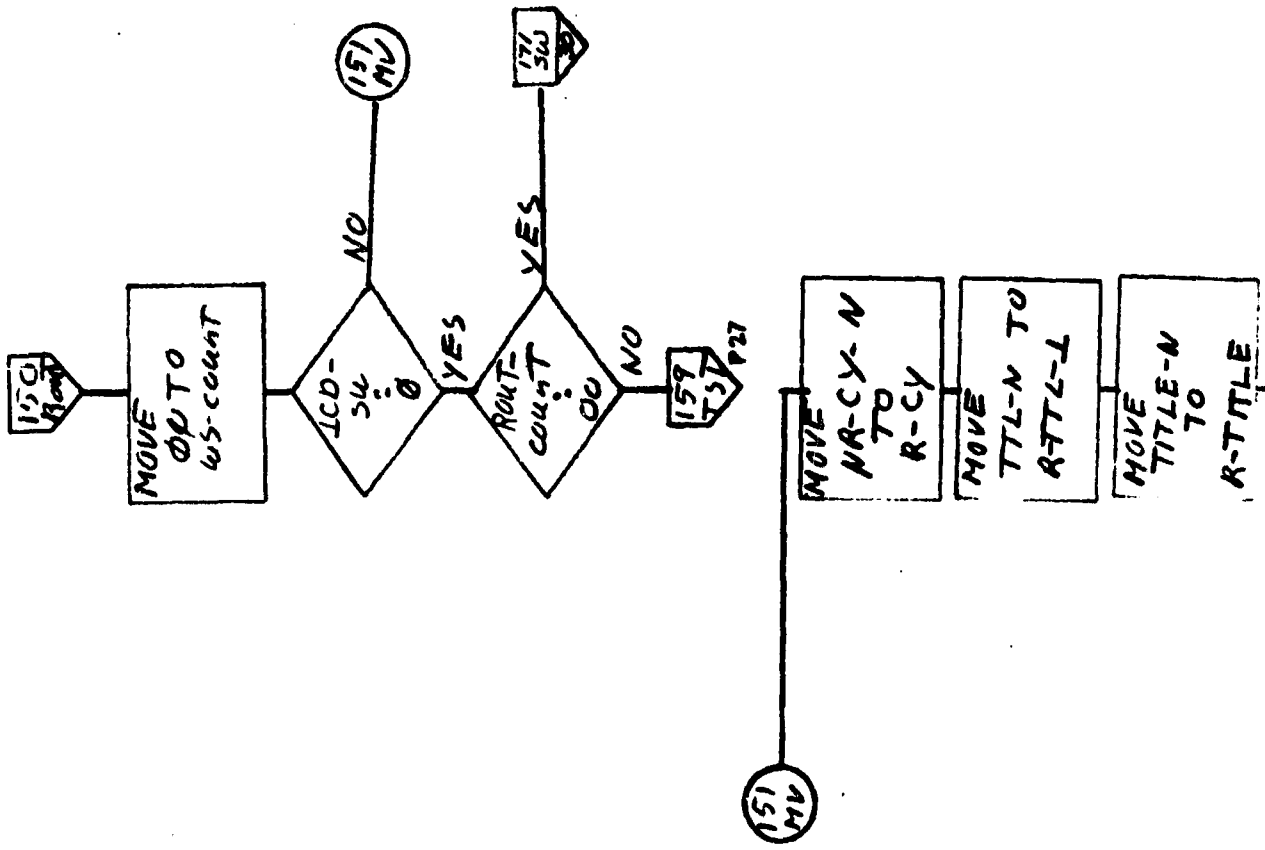
MOVE
TO CURRENT
ACC-PAT
INDICATOR

149
ATL
137

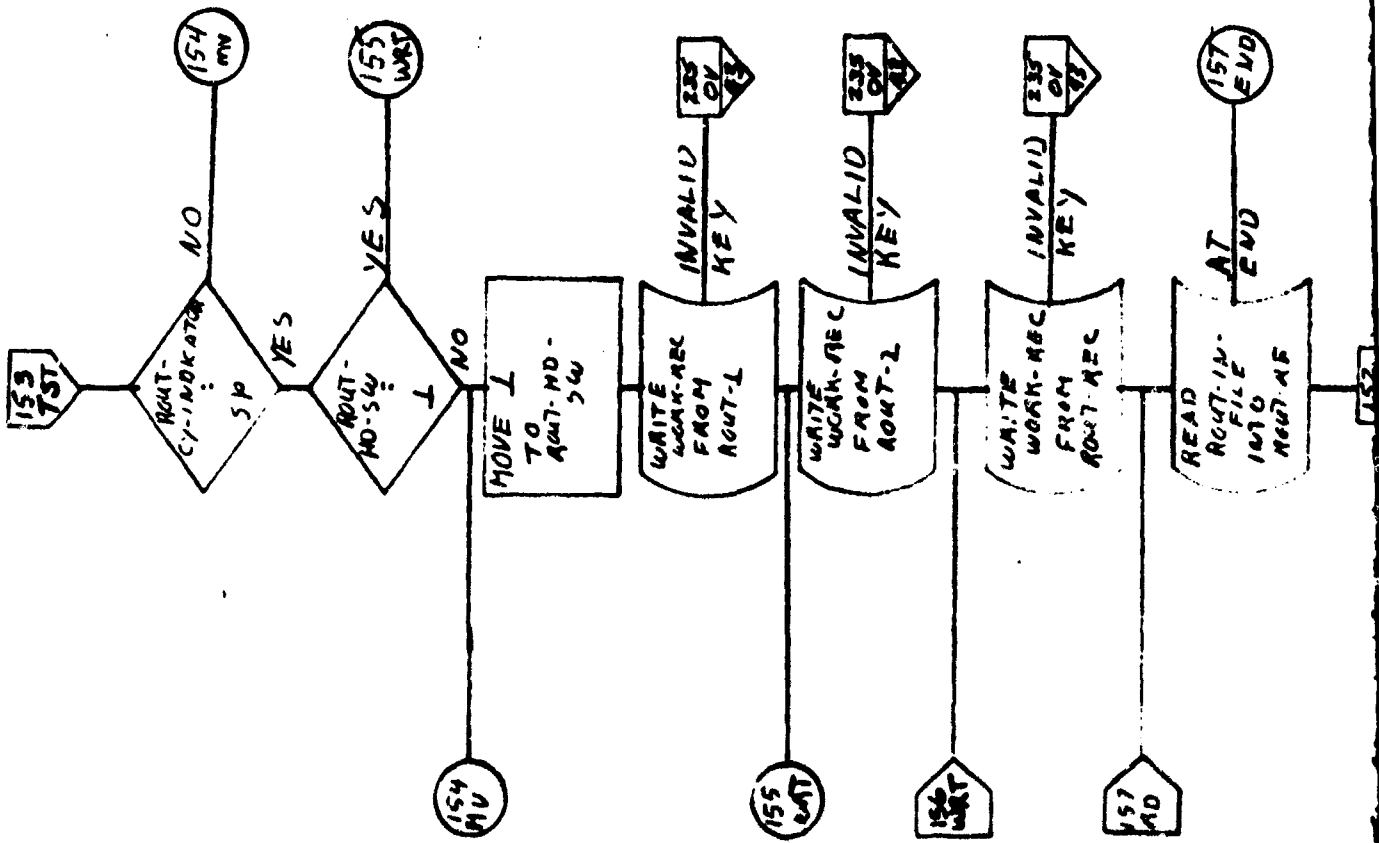


B

OFFICE SYMBOL
 SYSTEM CHART NO.
 RUN NUMBER SLS01
 PAGE NUMBER 25 OF 44

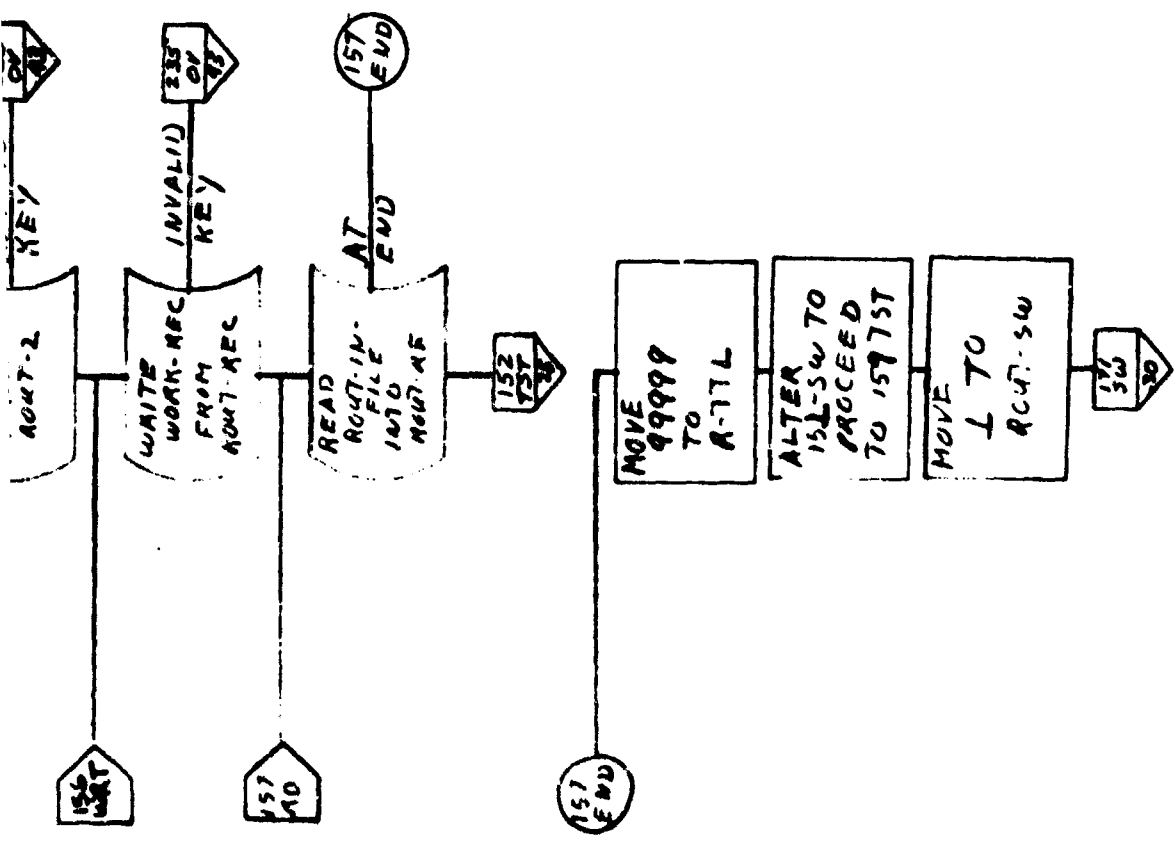


A



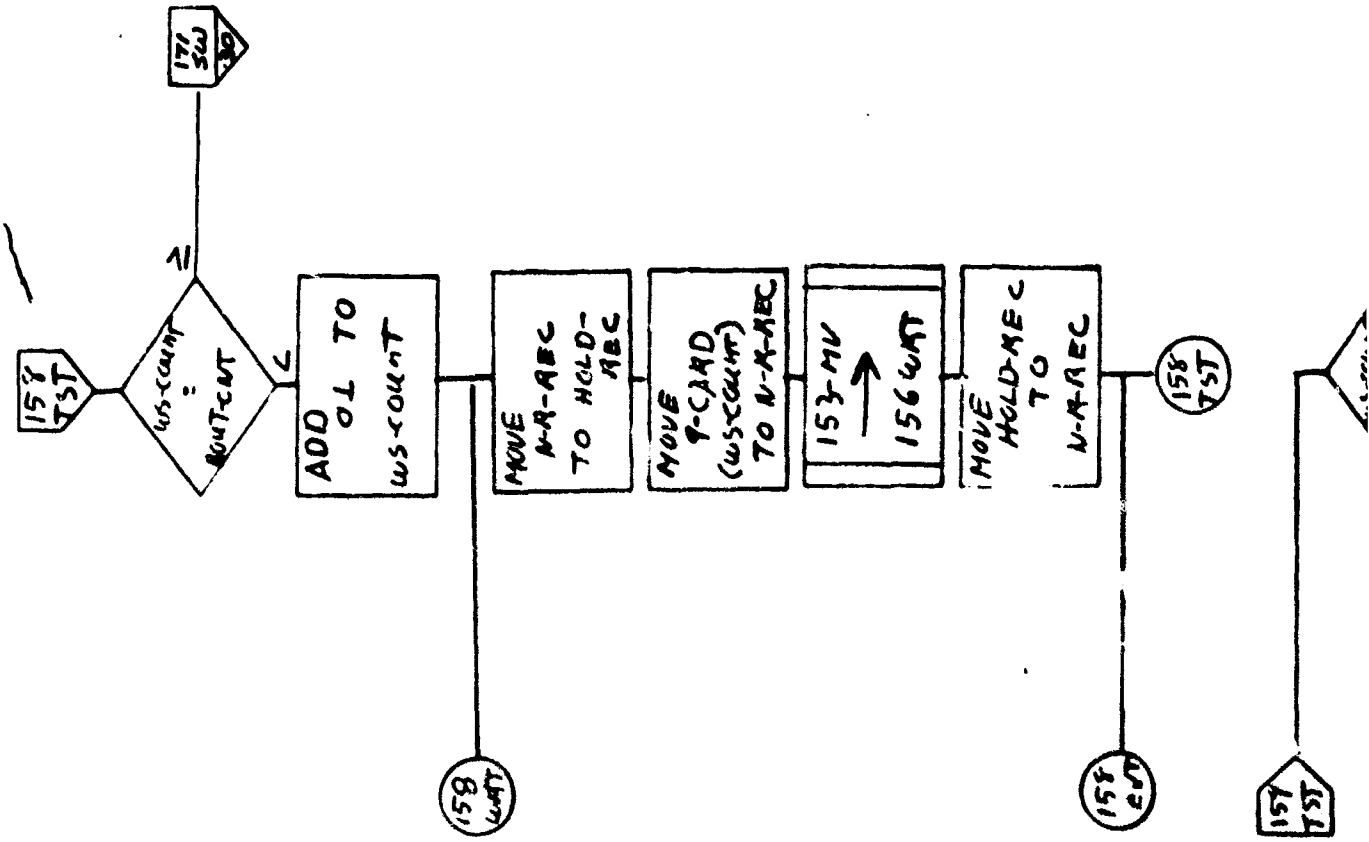
A

B

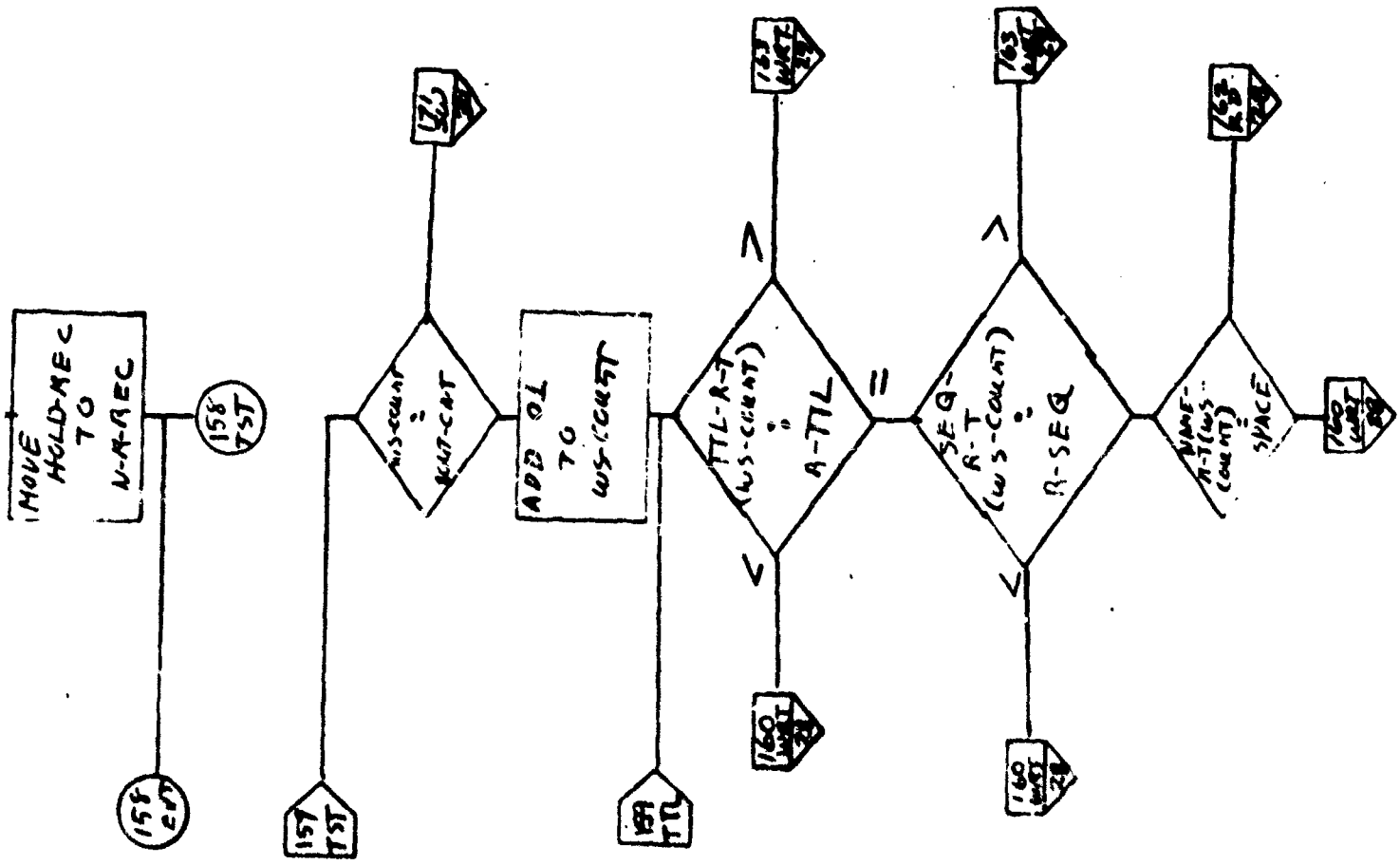


OFFICE SYMBOL
 SYSTEM CHART NO.
 RUN NUMBER
 PAGE NUMBER

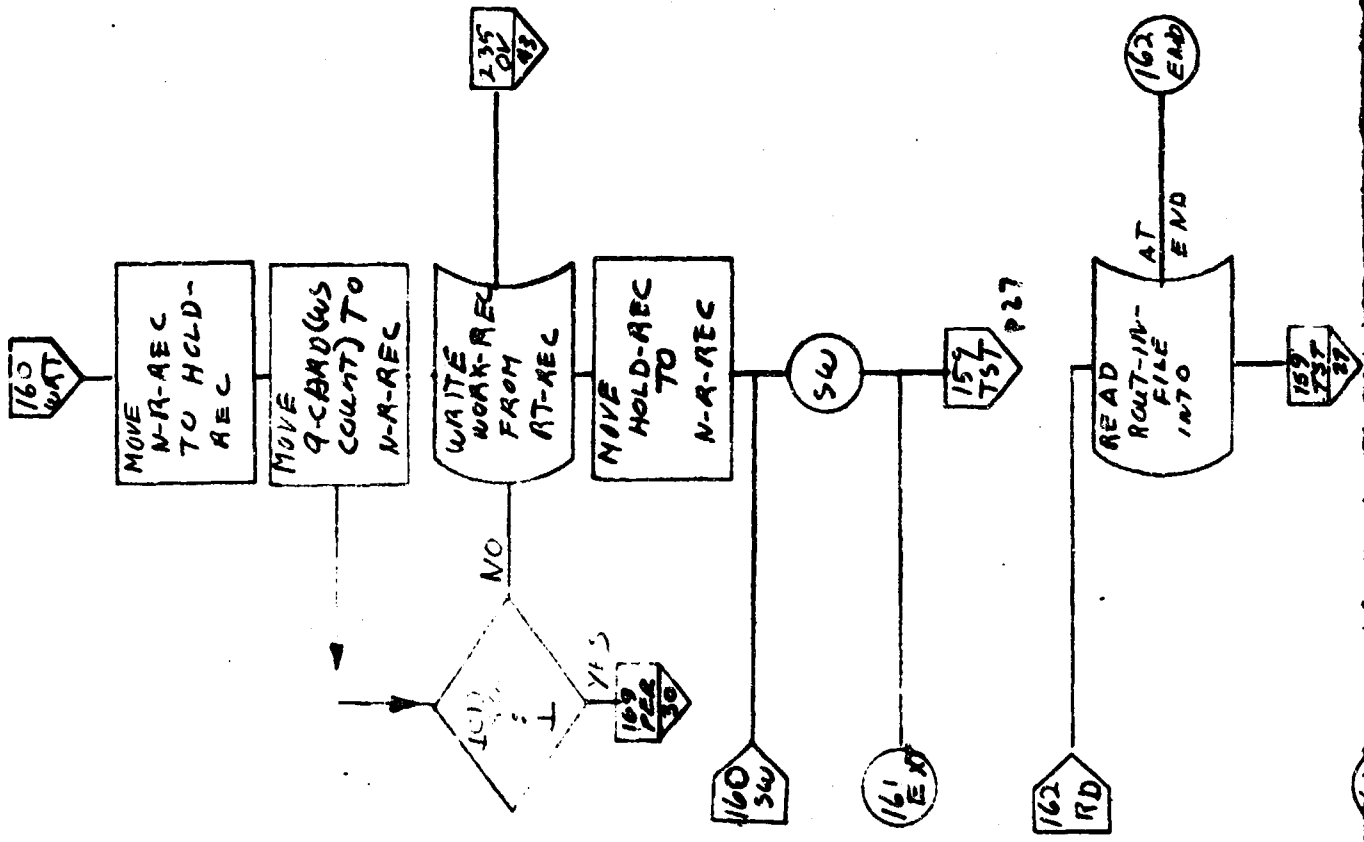
SLSO
 27 OF 44



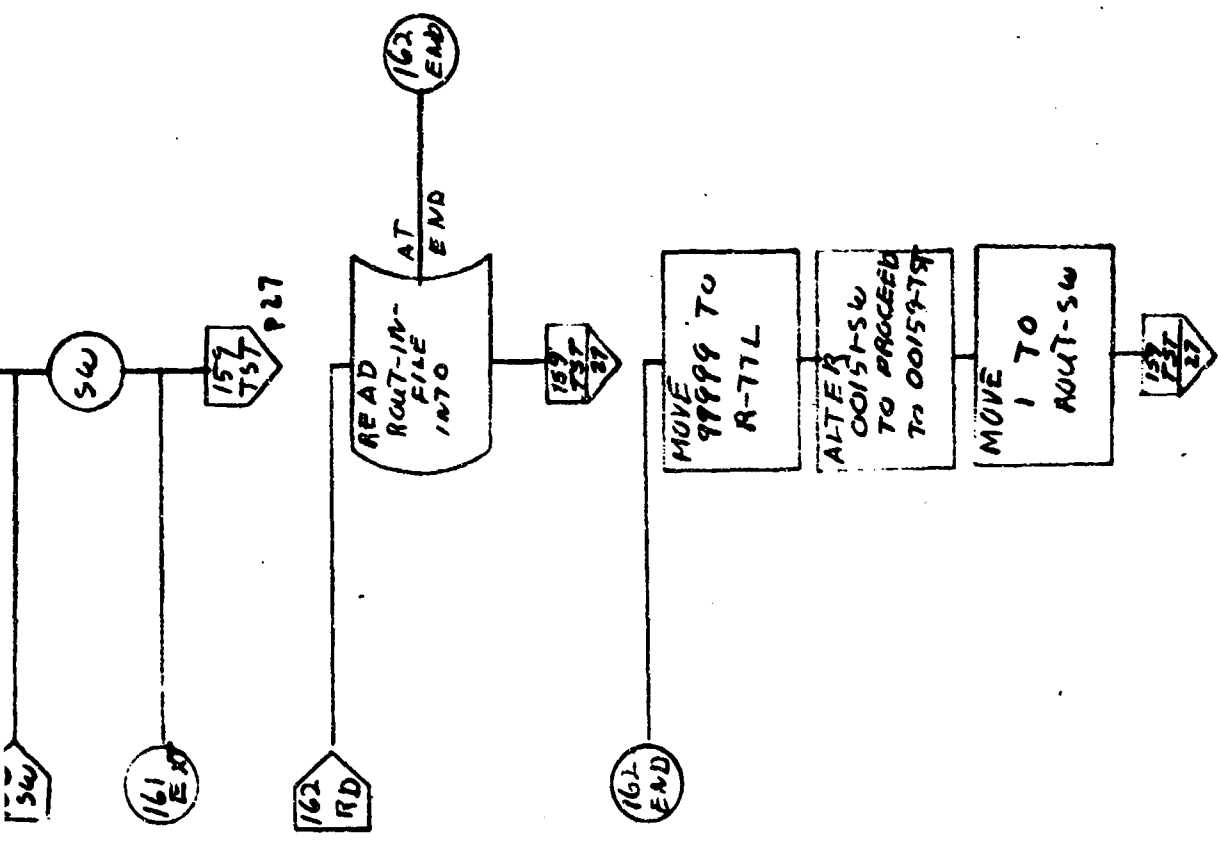
A



B

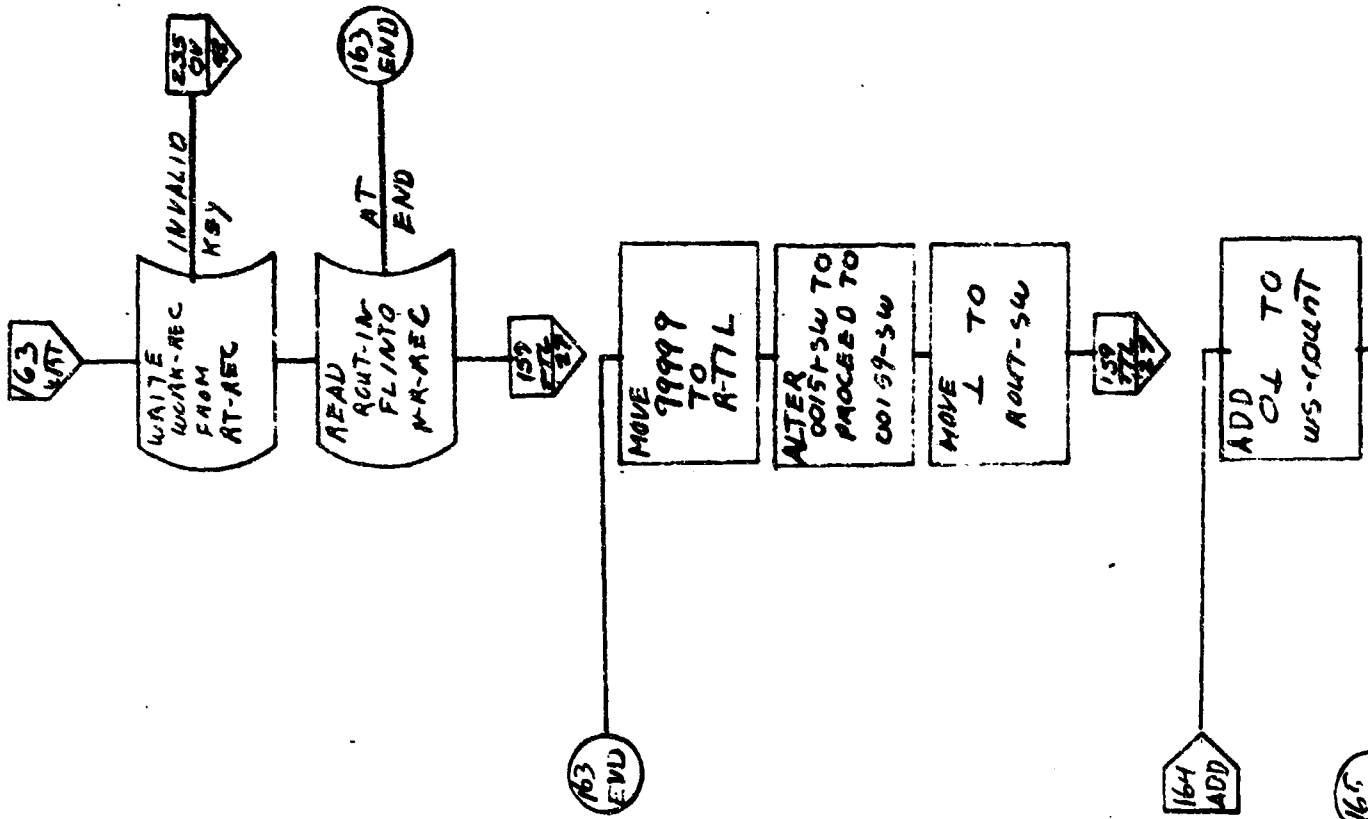


A



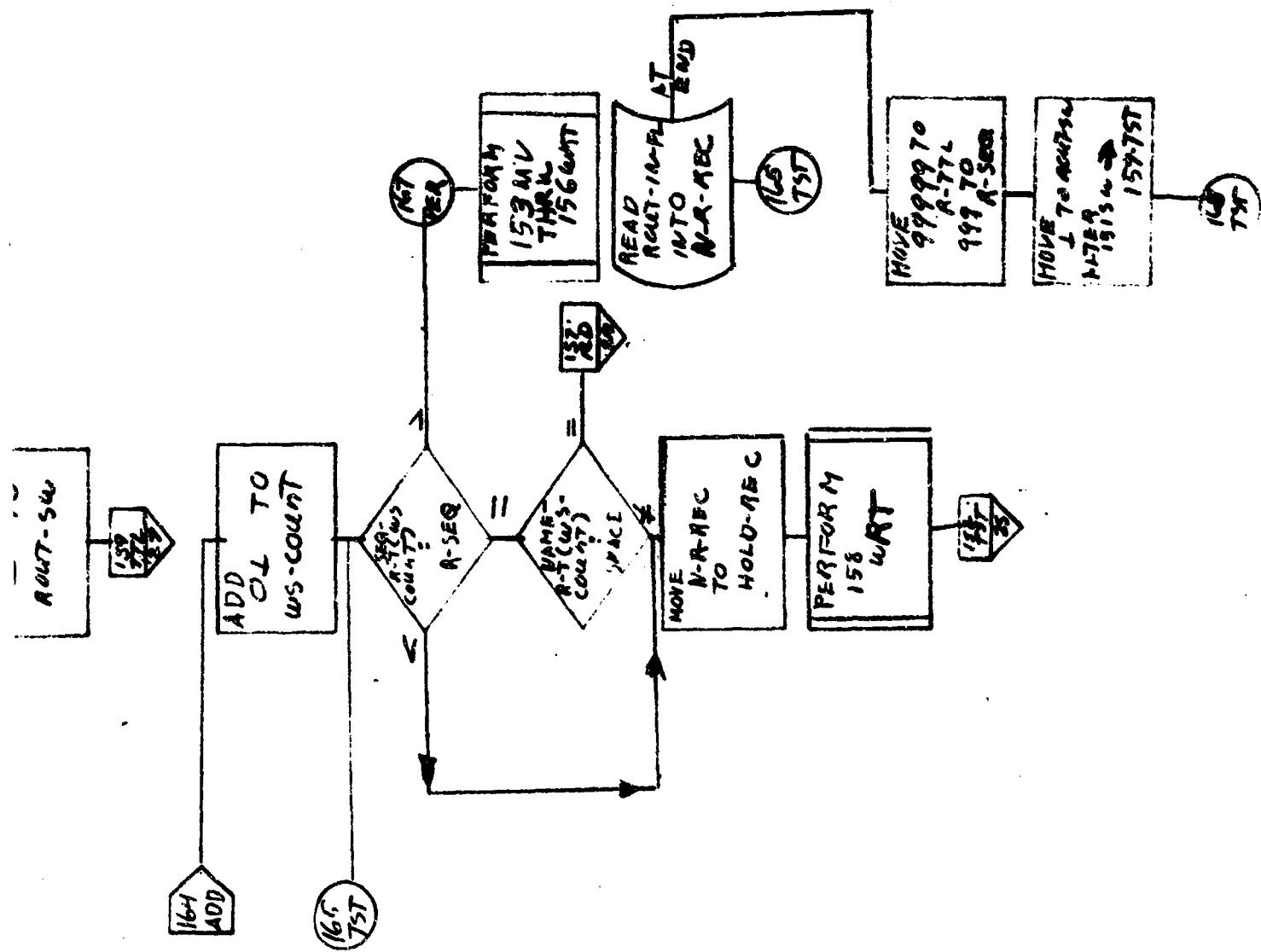
B

OFFICE SYMBOL
 SYSTEM CHART NO.
 RUN NUMBER 51501
 PAGE NUMBER 29 OF 44





A

B



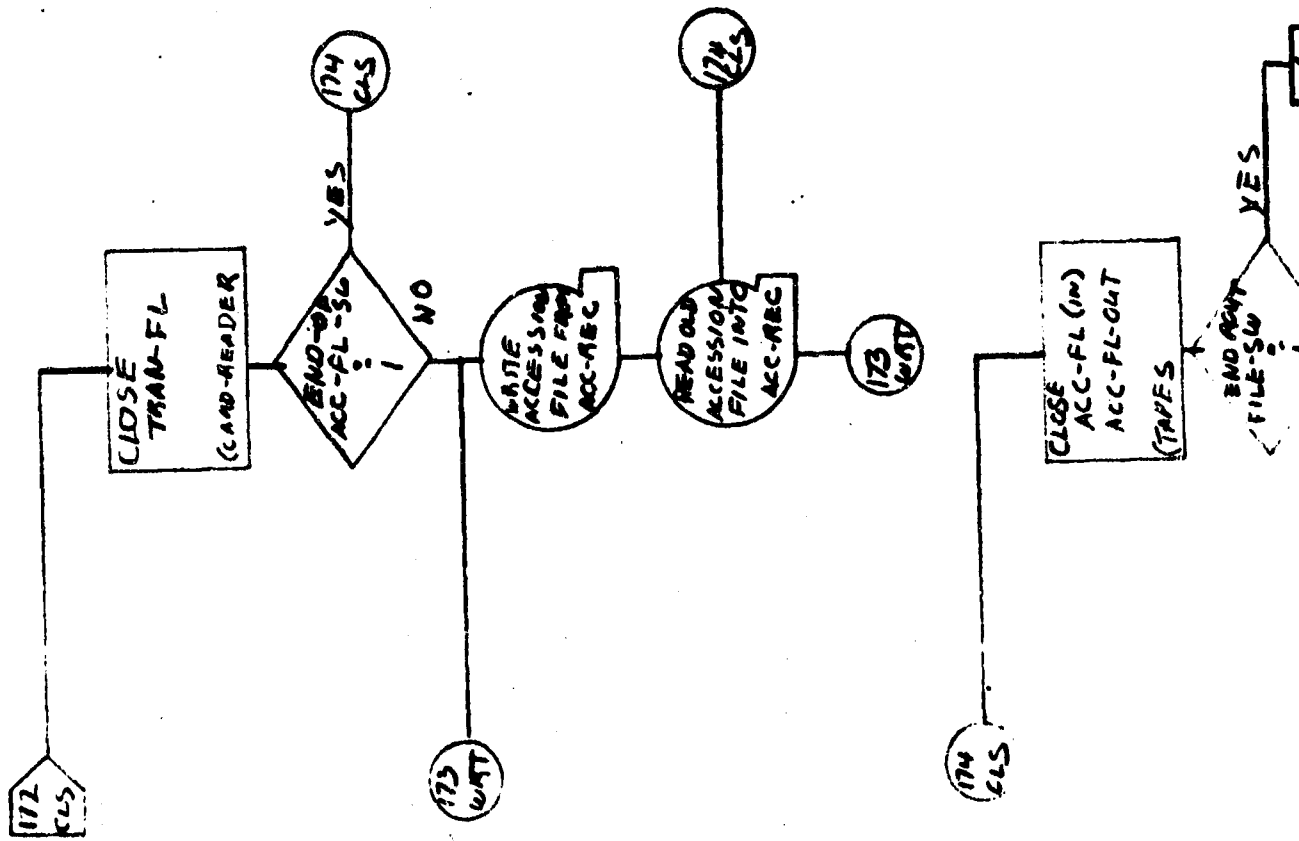
OFFICE SYMBOL
SYSTEM CHART NO.
RUN NUMBER 51501
PAGE NUMBER 30 OF 44



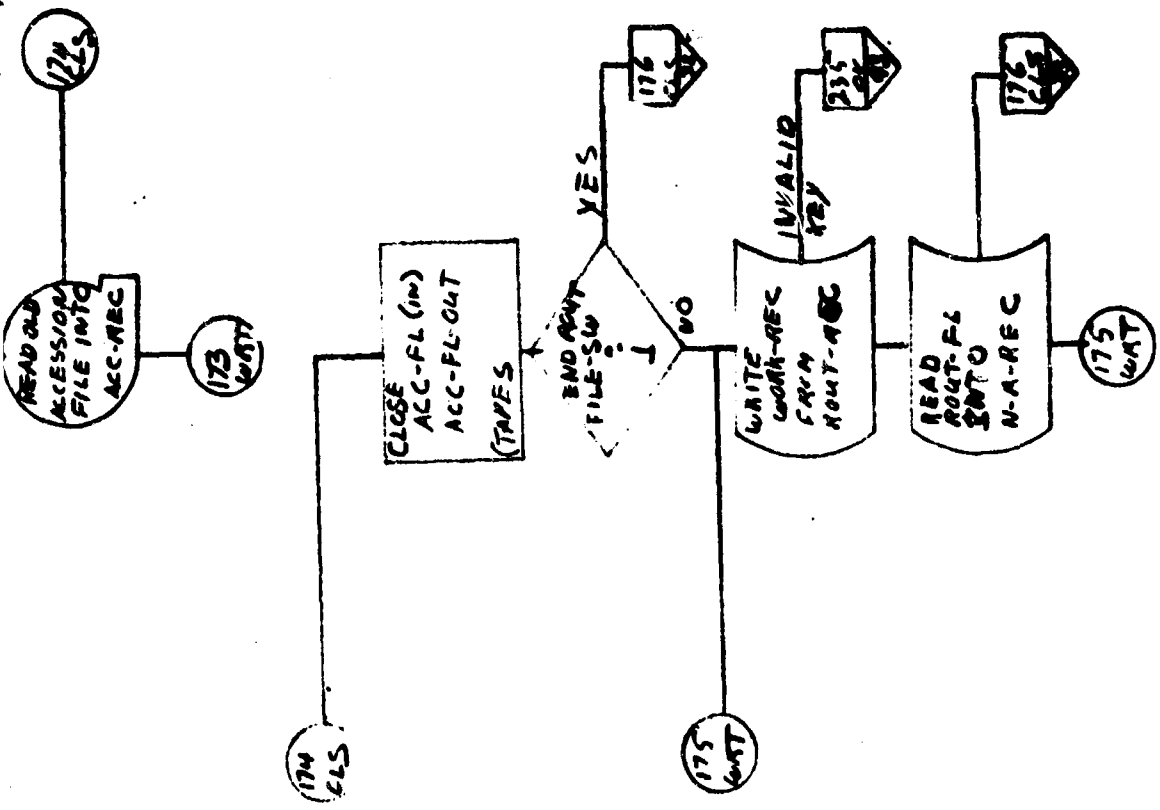
171
56

A

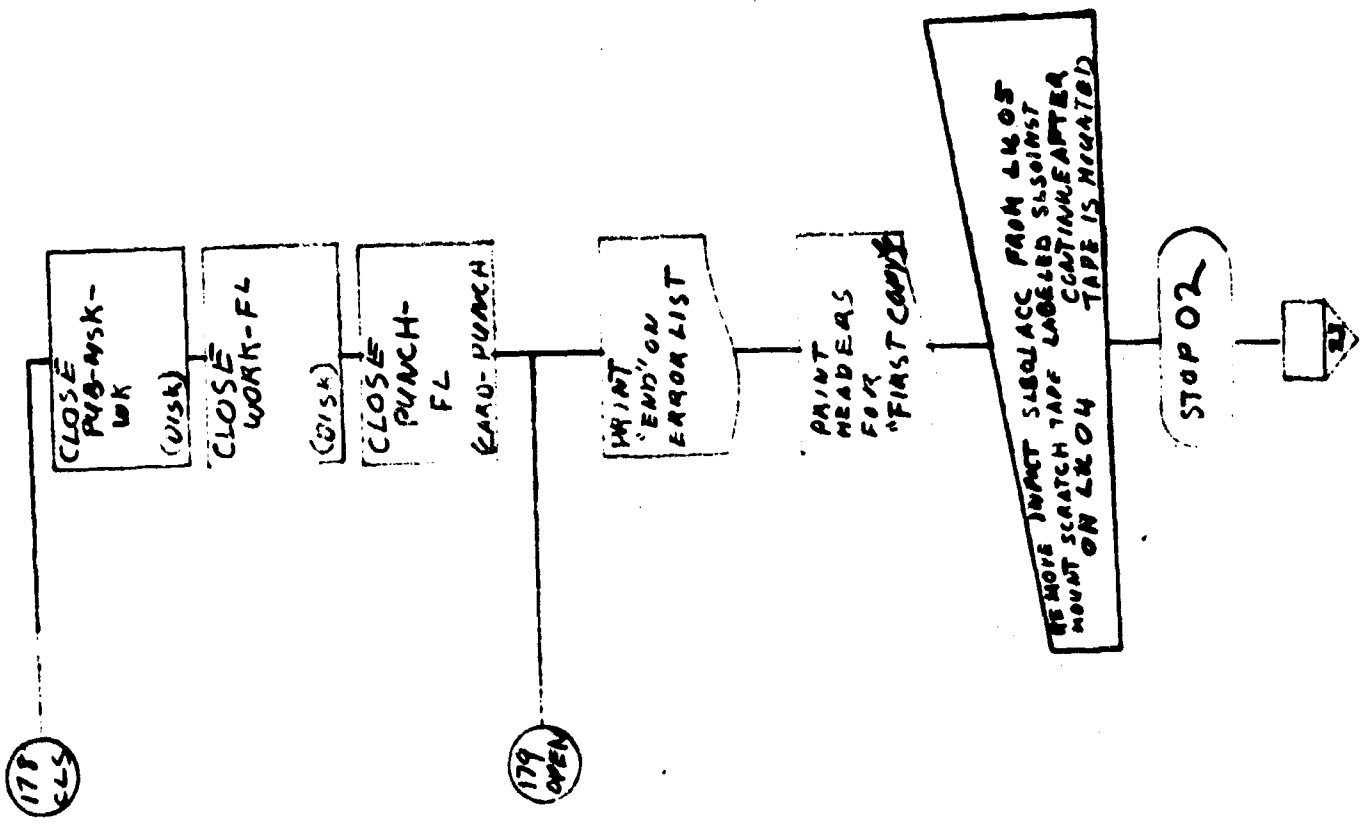
OFFICE SYMBOL
 SYSTEM CHART NO. _____
 RUN NUMBER 5LSOL
 PAGE NUMBER 31 OF 44



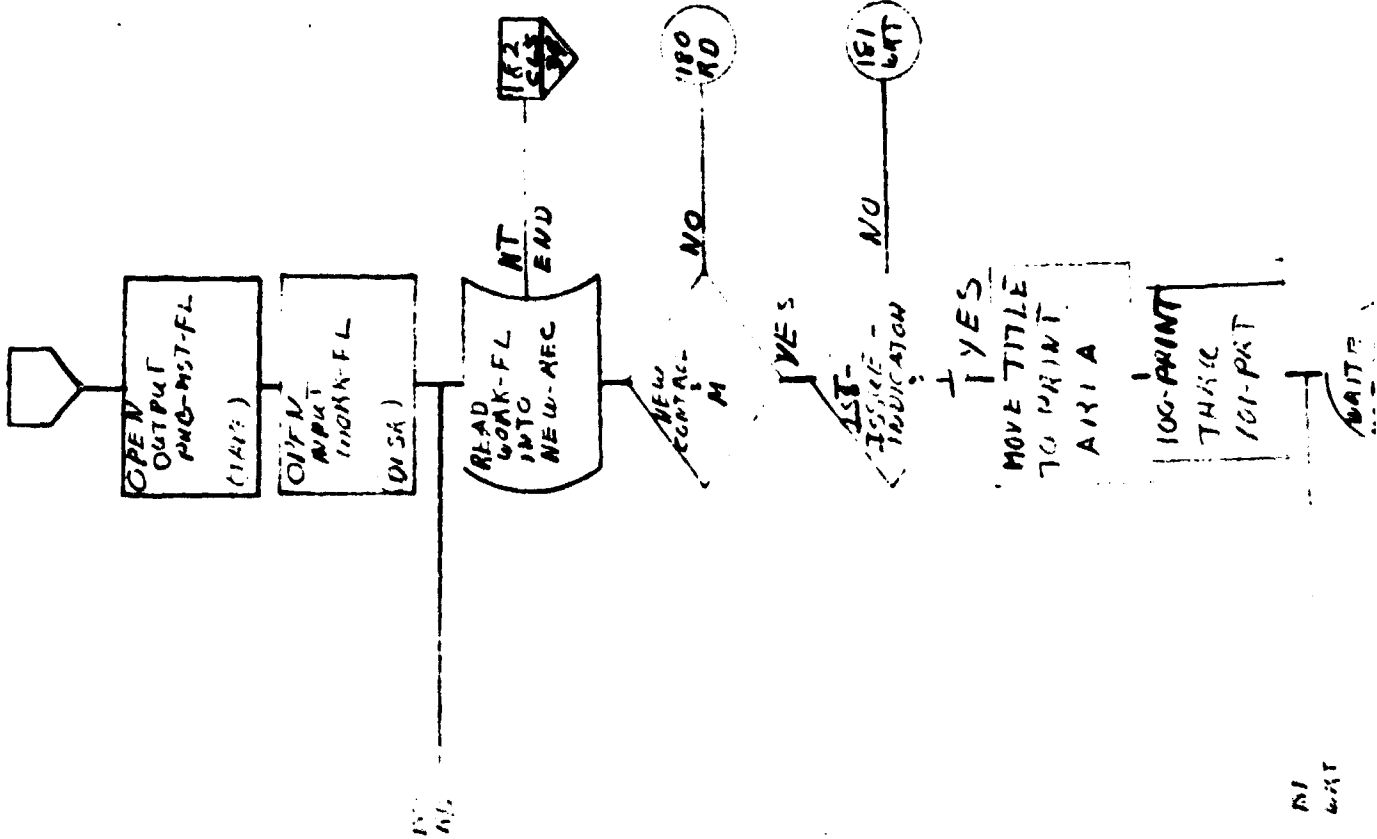
A



B



B



A

181
WAT

B

SI
LMT

181
LMT

NO

ISSUE -
INDICATION

YES

MOVE TITLE
TO PRINT
AREA

100-PRINT
THRU
101-PAT

DATE
INST REC
TRCN
NEW-INST
REC

180
AD

OFFICE SYMBOL

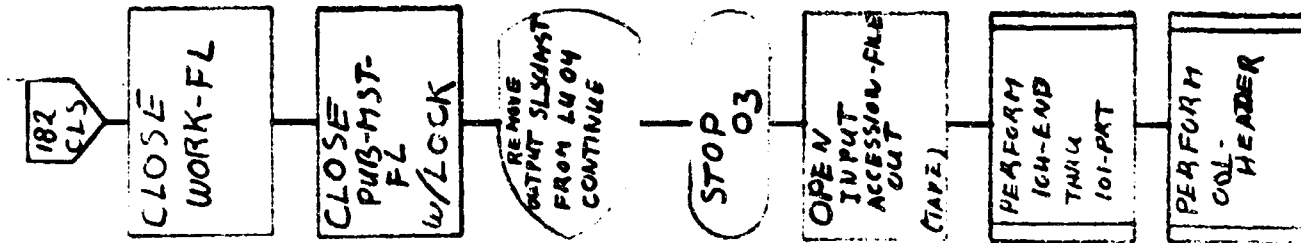
SYSTEM CHART NO.

RUN NUMBER

PAGE NUMBER

SL501

34 OF 44



A

STOP 03

OPEN
INPUT
ACCESSION-FILES
OUT
(TAPE)

PERFORM
104-END
TAPAC
101-PRT

PERFORM
COL-
HEADER

MOVE
"MIGTALY
ACCESSIONS"
TO PRINT

PRINT
ADVANCE
2 LINES

ISS
RBD
H-33

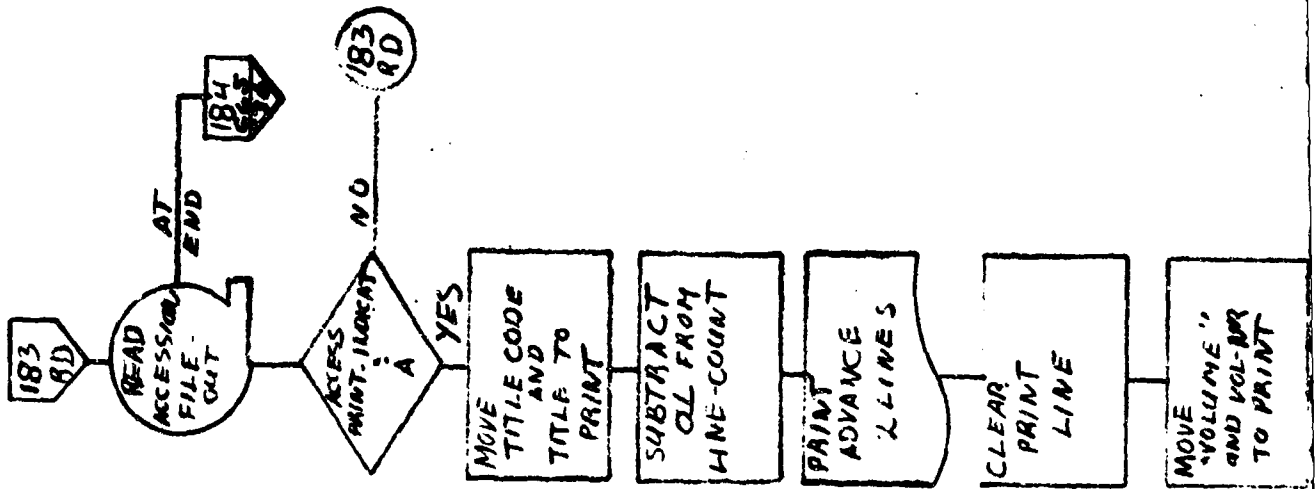
B

OFFICE SYMBOL

SYSTEM CHART NO.


RUN NUMBER SLS01

PAGE NUMBER 35 OF 44



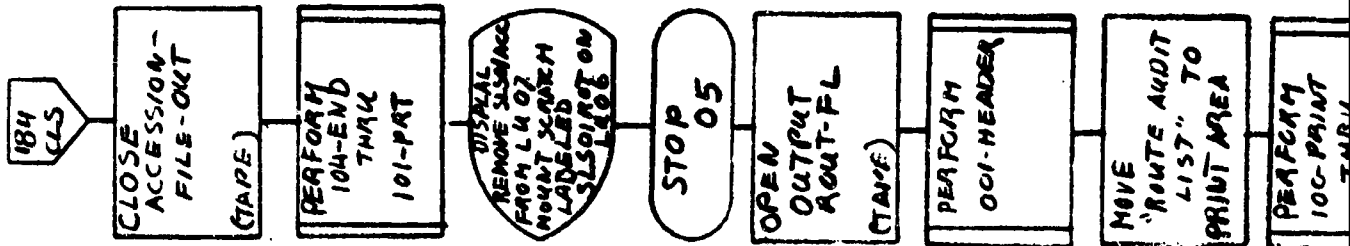
A

B

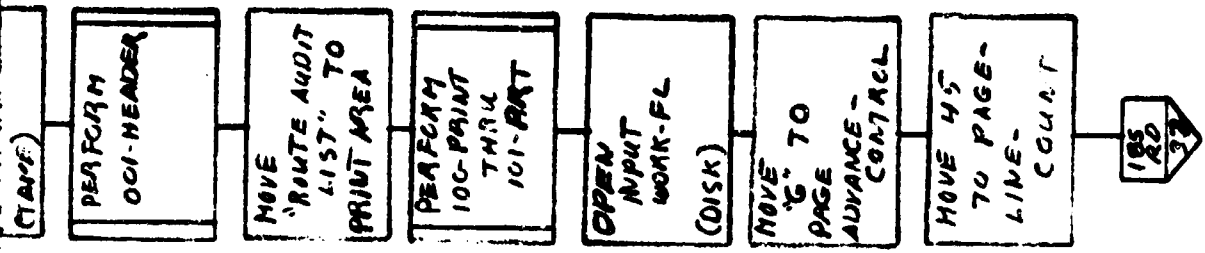


OFFICE SYMBOL
SYSTEM CHART NO.
RUN NUMBER
PAGE NUMBER

SLSOL
36 OF 44

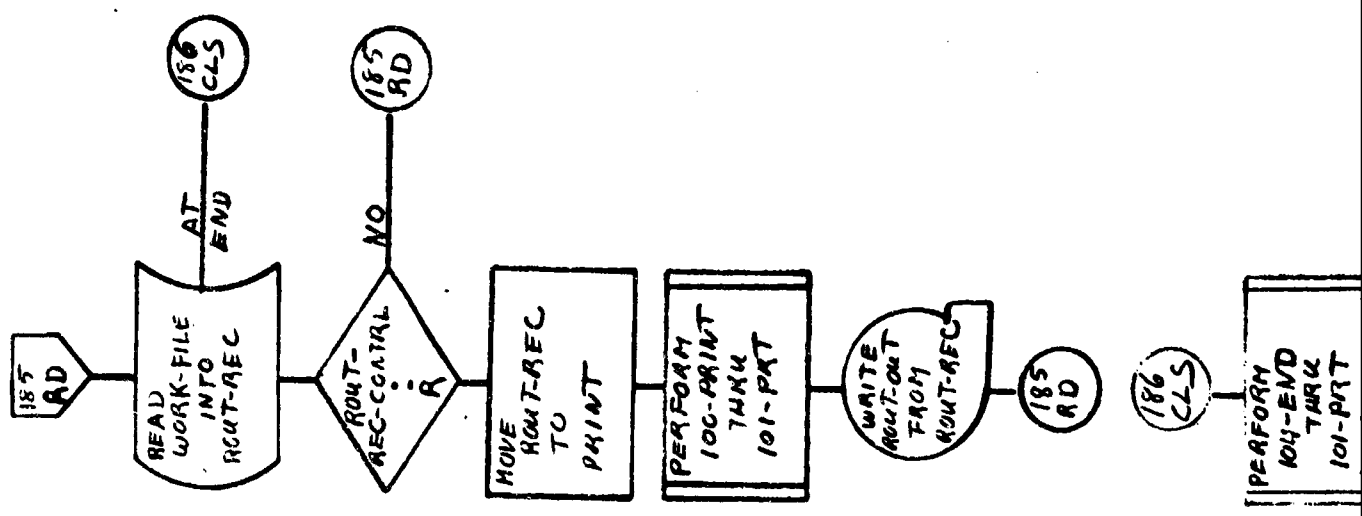


A

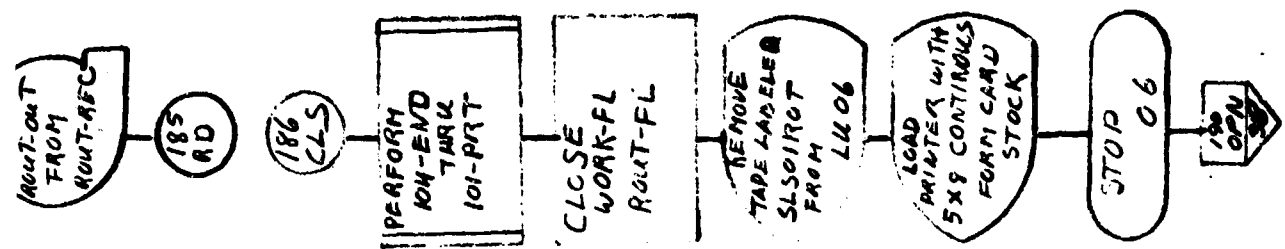


B

OFFICE SYMBOL
 SYSTEM CHART NO.
 RUN NUMBER 51501
 PAGE NUMBER 37 OF 44

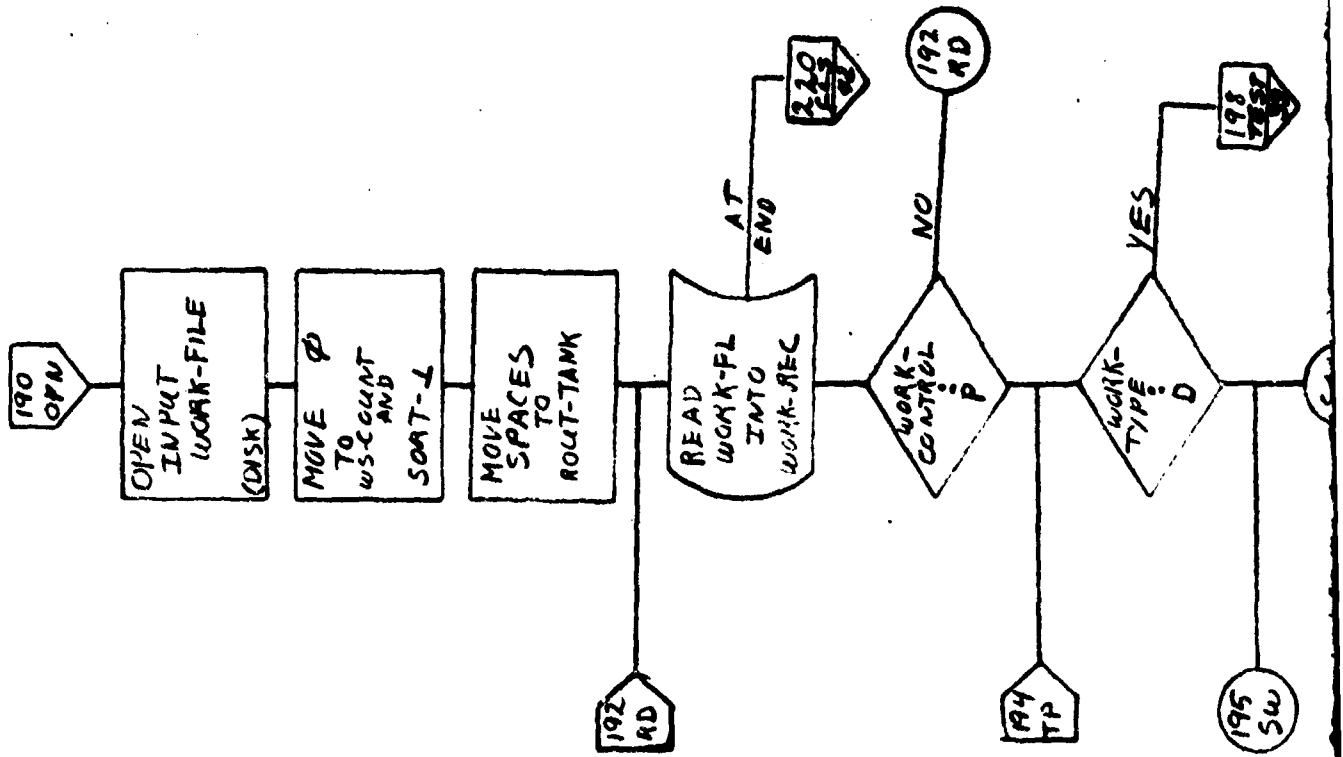


A



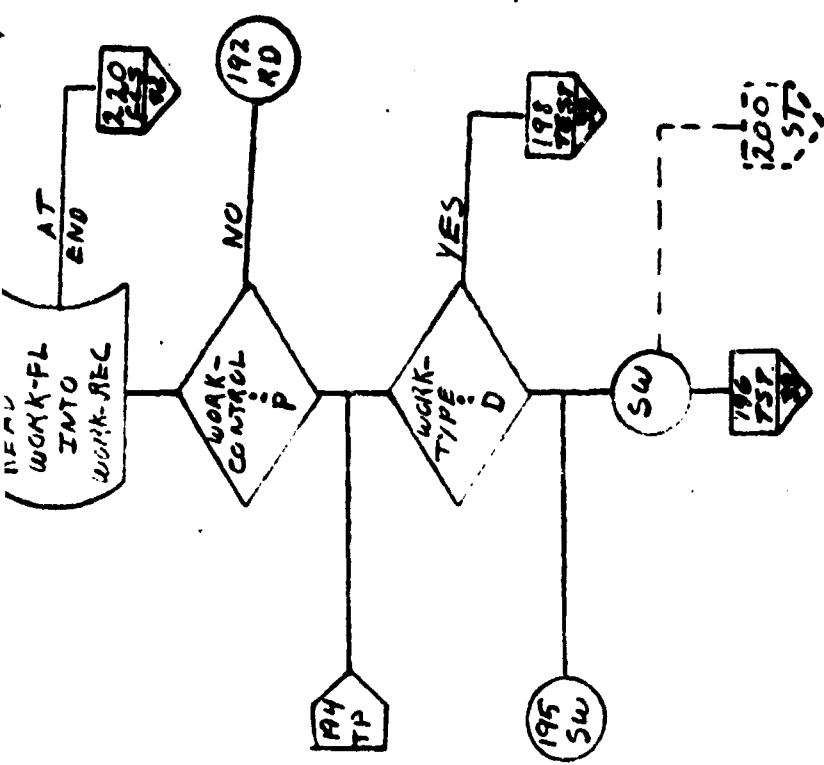
B

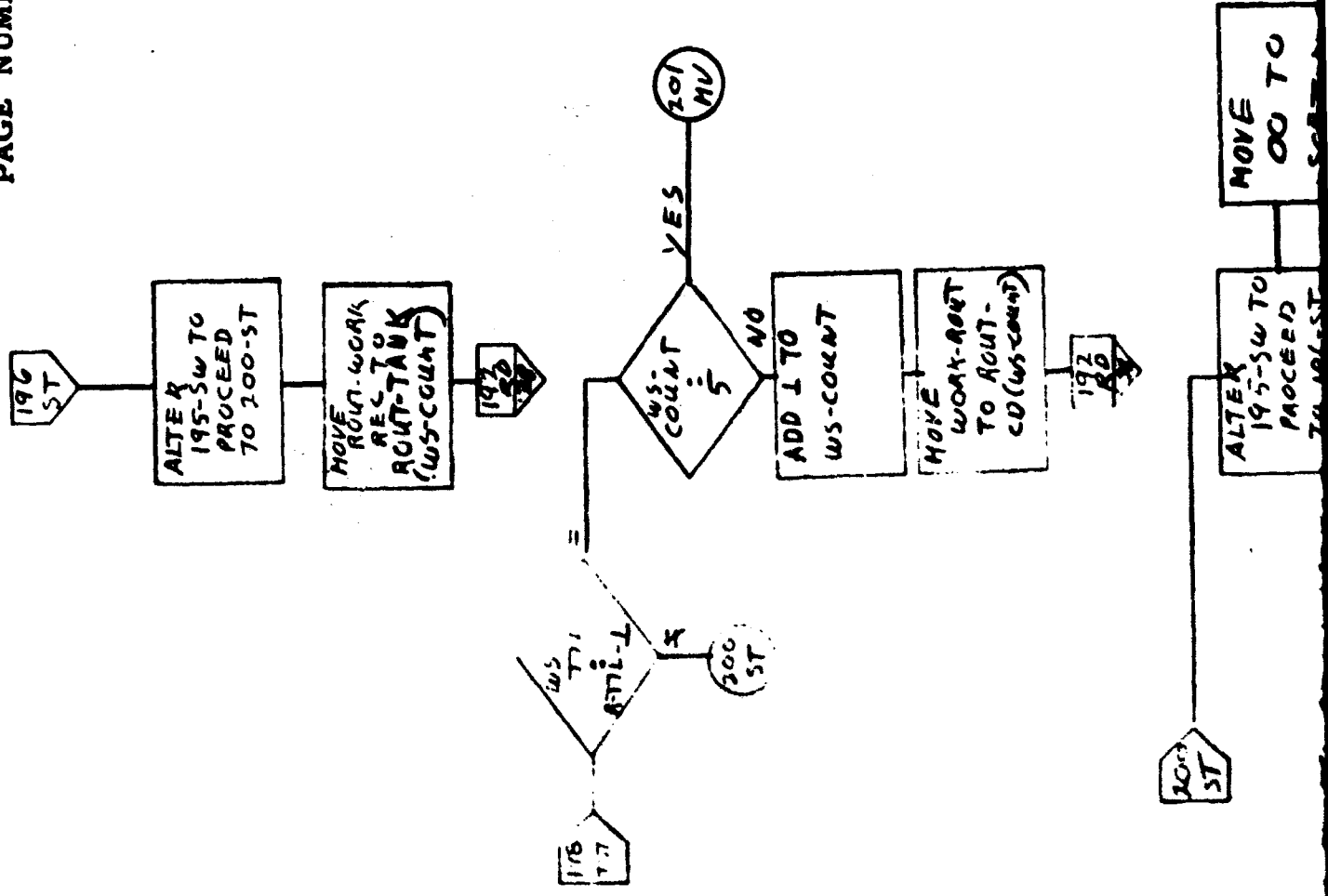
OFFICE SYMBOL
SYSTEM CHART NO.
RUN NUMBER SLS01
PAGE NUMBER 38 OF 44



A

B





A

WS-COUNT
MOVE
WORK-ROBT
TO ROBT-
CD (WS-COUNT)

192
RD
WD

194
ST
WD

ALTER
195-SW TO
PROCEED
TO 196-ST

194
MU
WD

MOVE
OO TO
SCAT-1

ADD OL
TO
SCAT-1

201
CU
WD

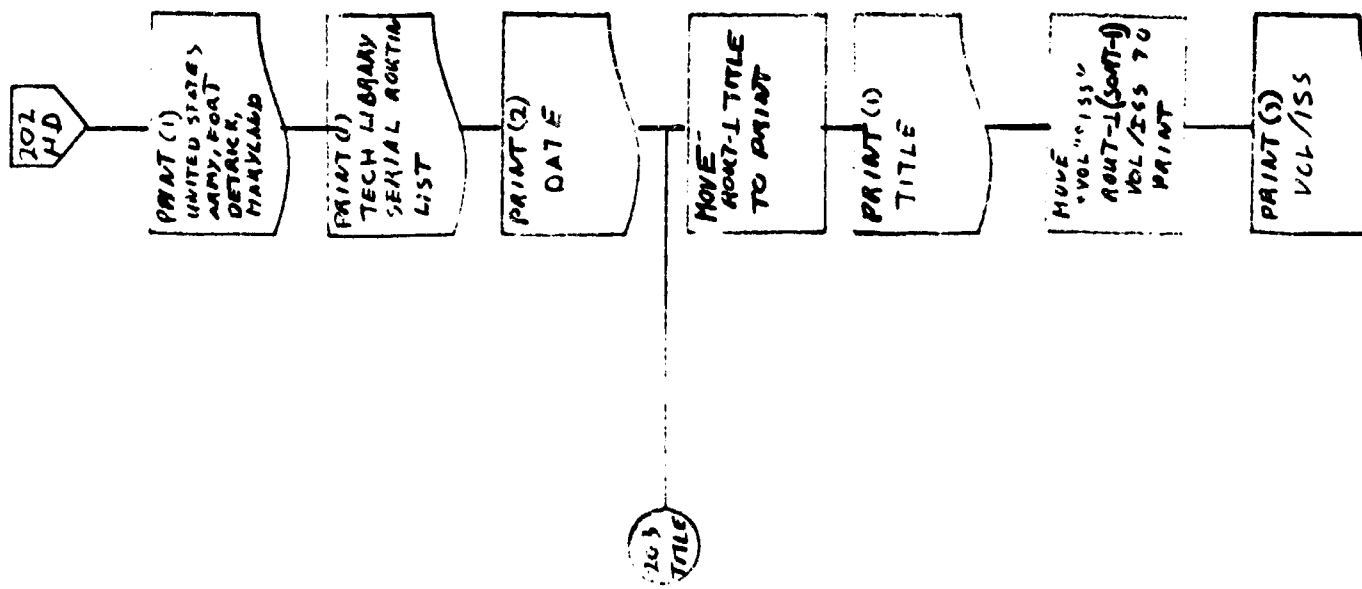
MOVE
OO TO
PAT-LN-
CNT.

MOVE
OL TO
CD-COUNT

202
RD
WD

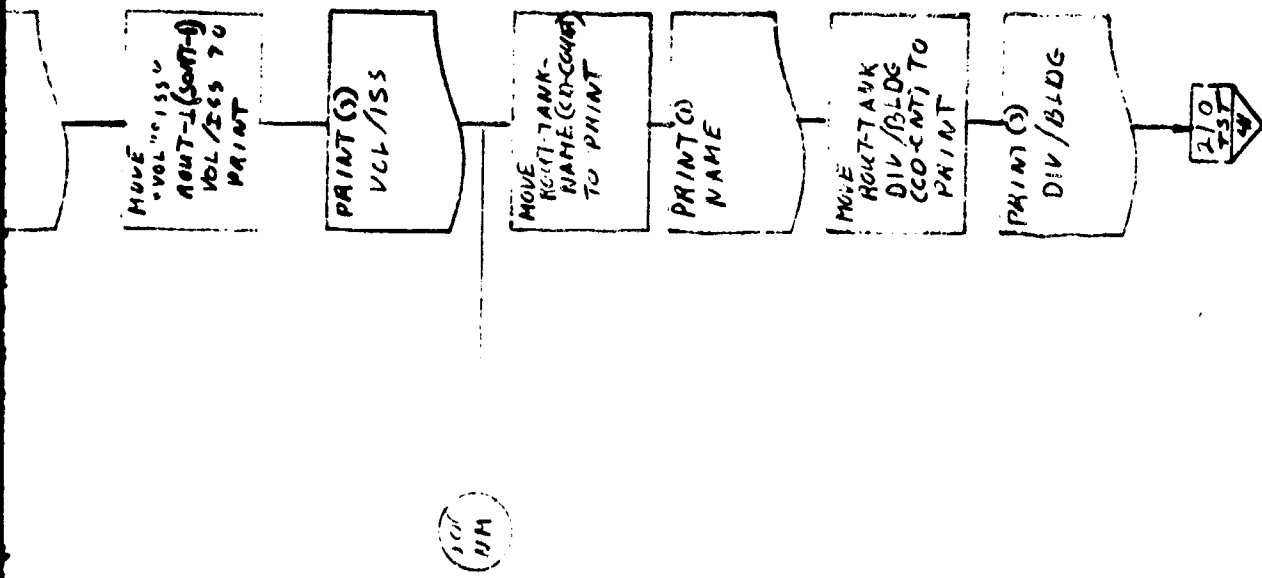
B

OFFICE SYMBOL
SYSTEM CHART NO.
RUN NUMBER SLSO1
PAGE NUMBER 40 OF 44



A)

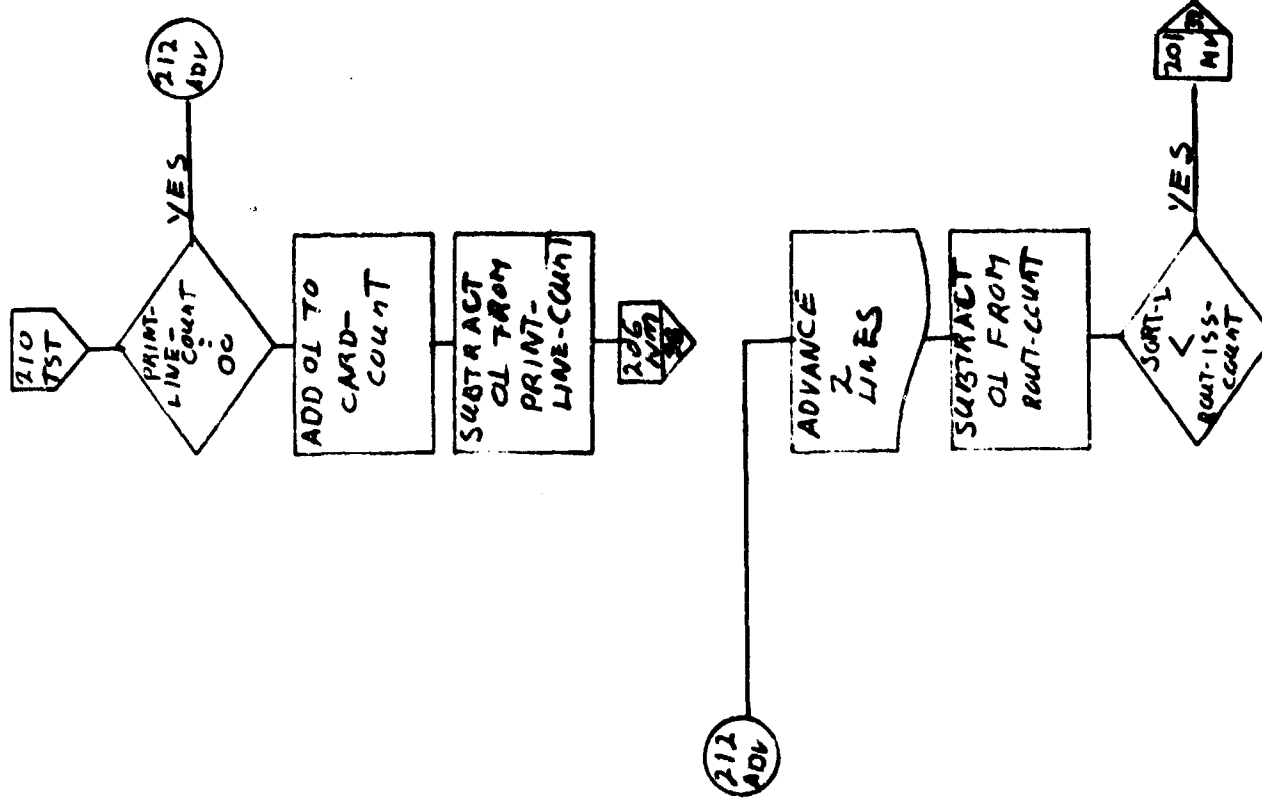
B



OFFICE SYMBOL
SYSTEM CHART NO.

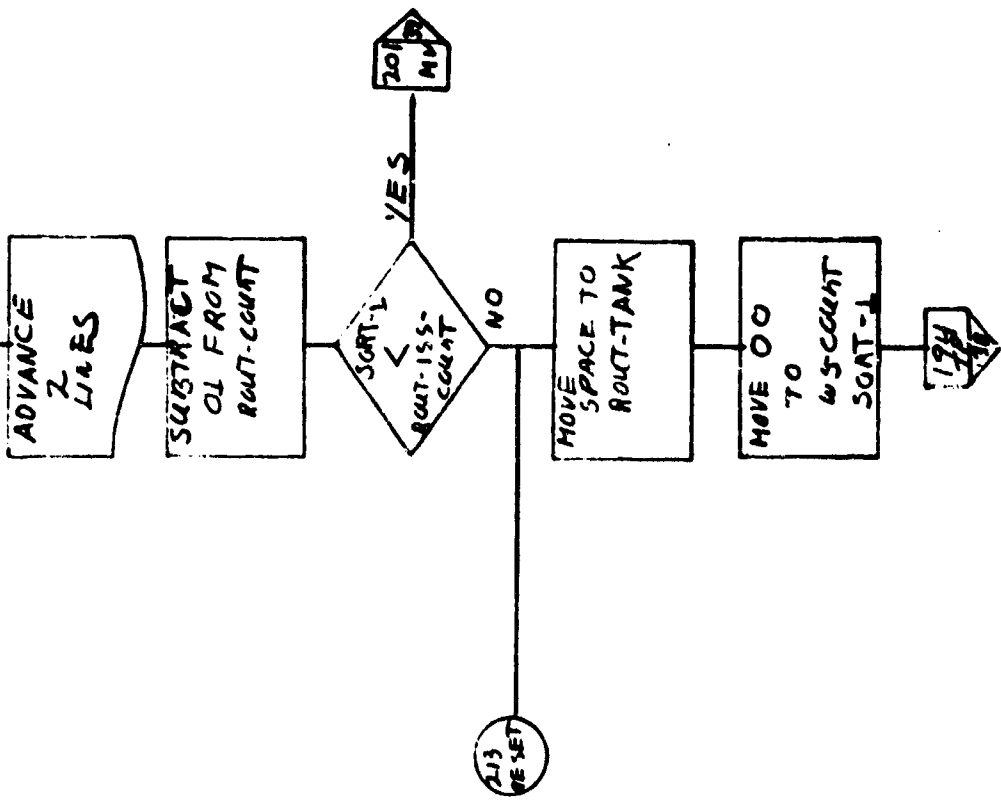
RUN NUMBER S1501


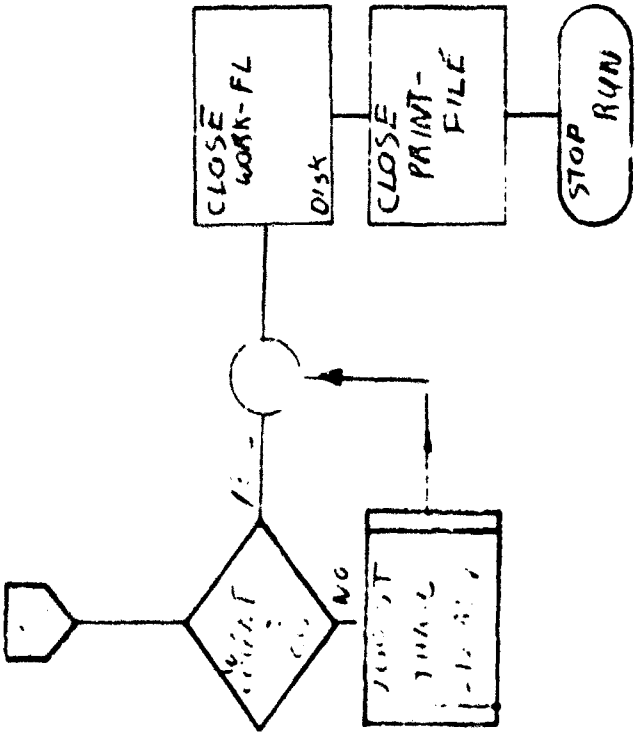
PAGE NUMBER 41 OF 44



A

B






A

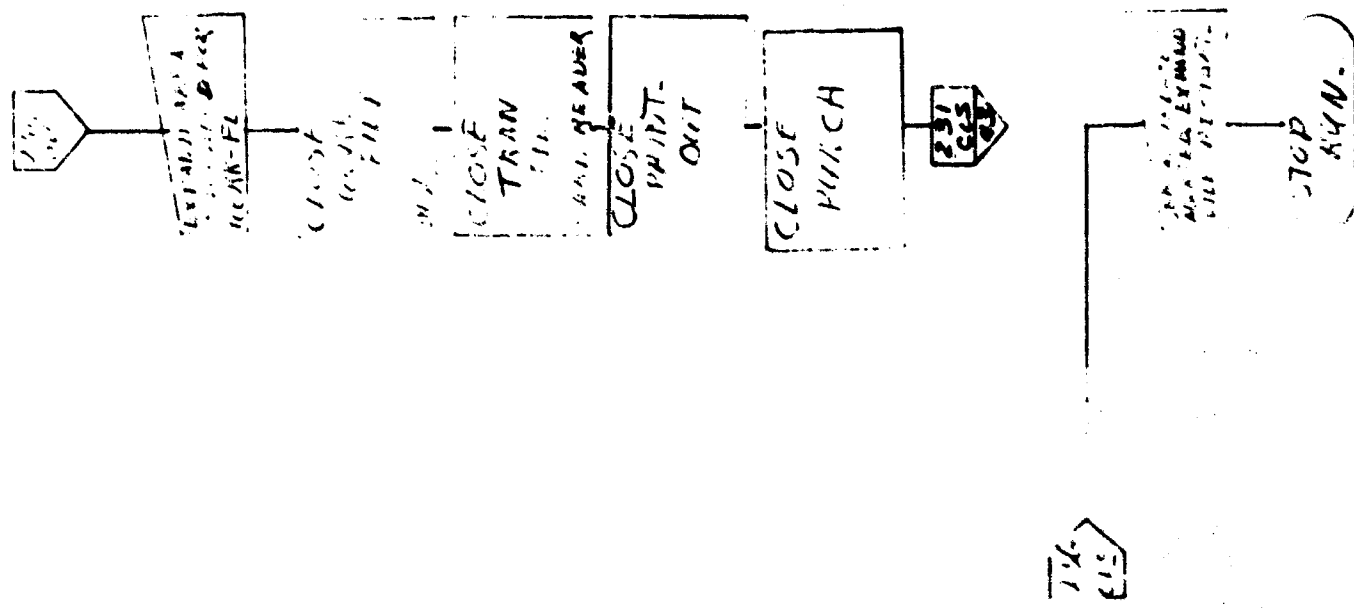
B-UNIT
LOCK FILE

436
~~433~~



B

OFFICE SYMBOL
 SYSTEM CHART NO. _____
 RUN NUMBER SLS01
 PAGE NUMBER 43 OF 44



OUT

CLOSE
PUNCA

251
665
152
03

ALL INFORMATION
CONTAINED HEREIN IS UNCLASSIFIED

STOP
R4N.

251
665
152
03

B

OFFICE SYMBOL

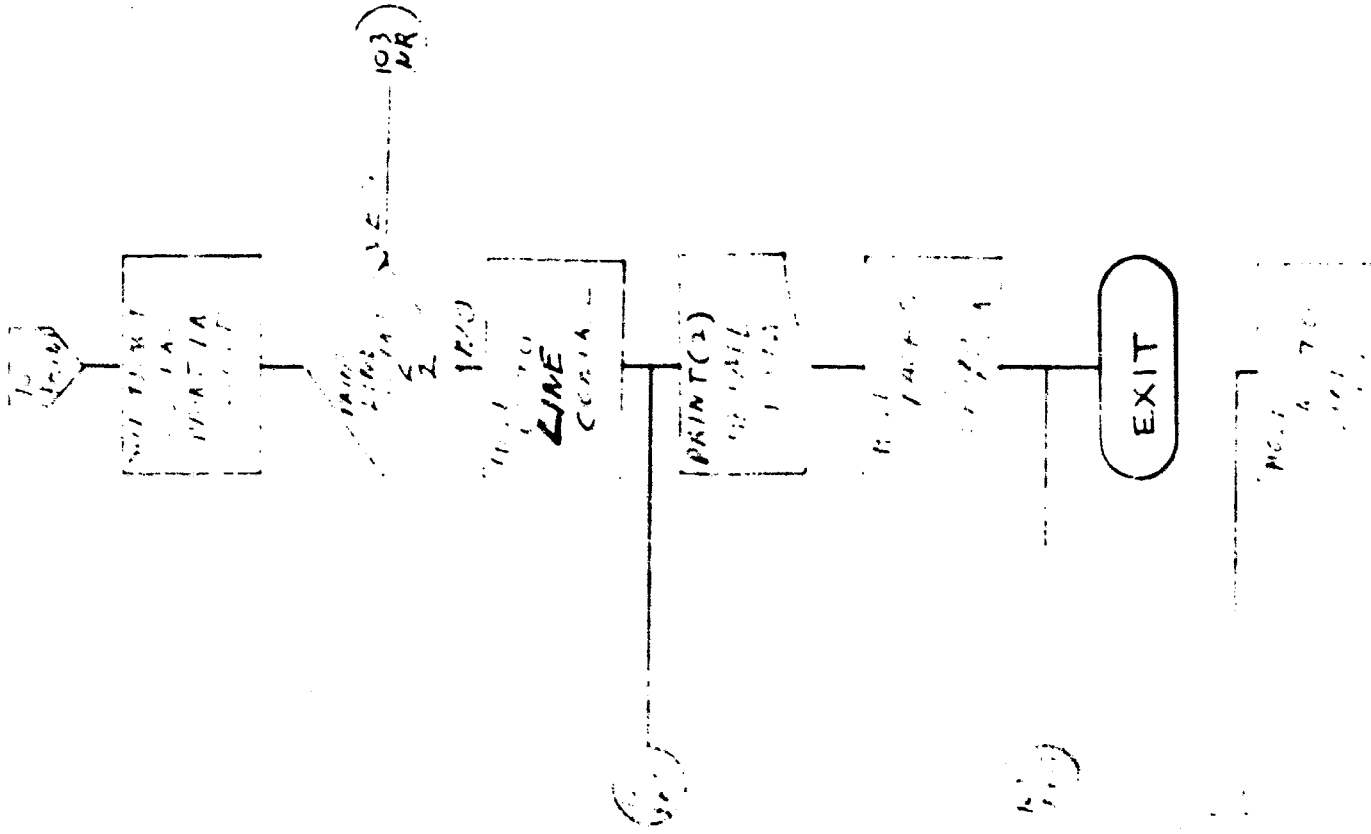
SYSTEM CHART NO.


RUN NUMBER

PAGE NUMBER

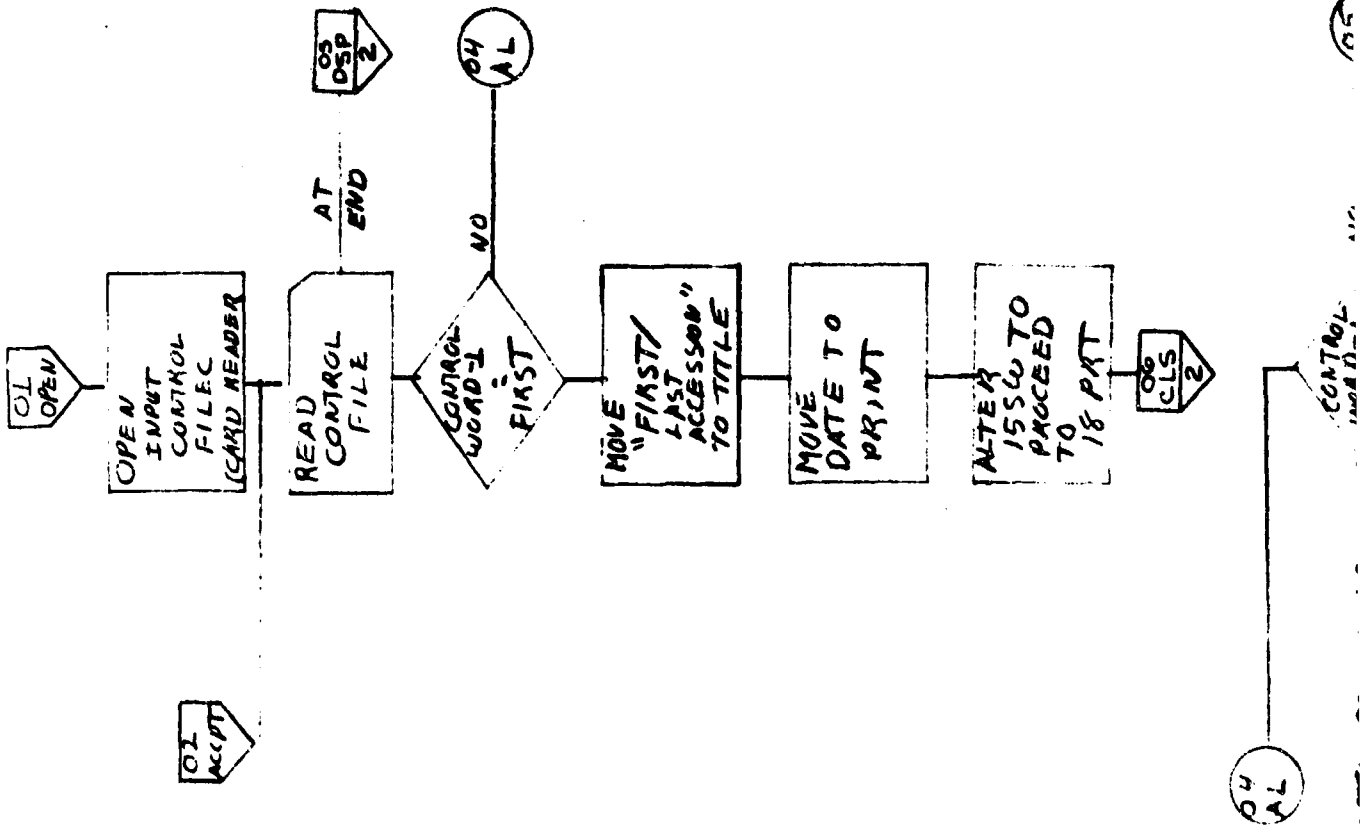
5501

44 OF 44



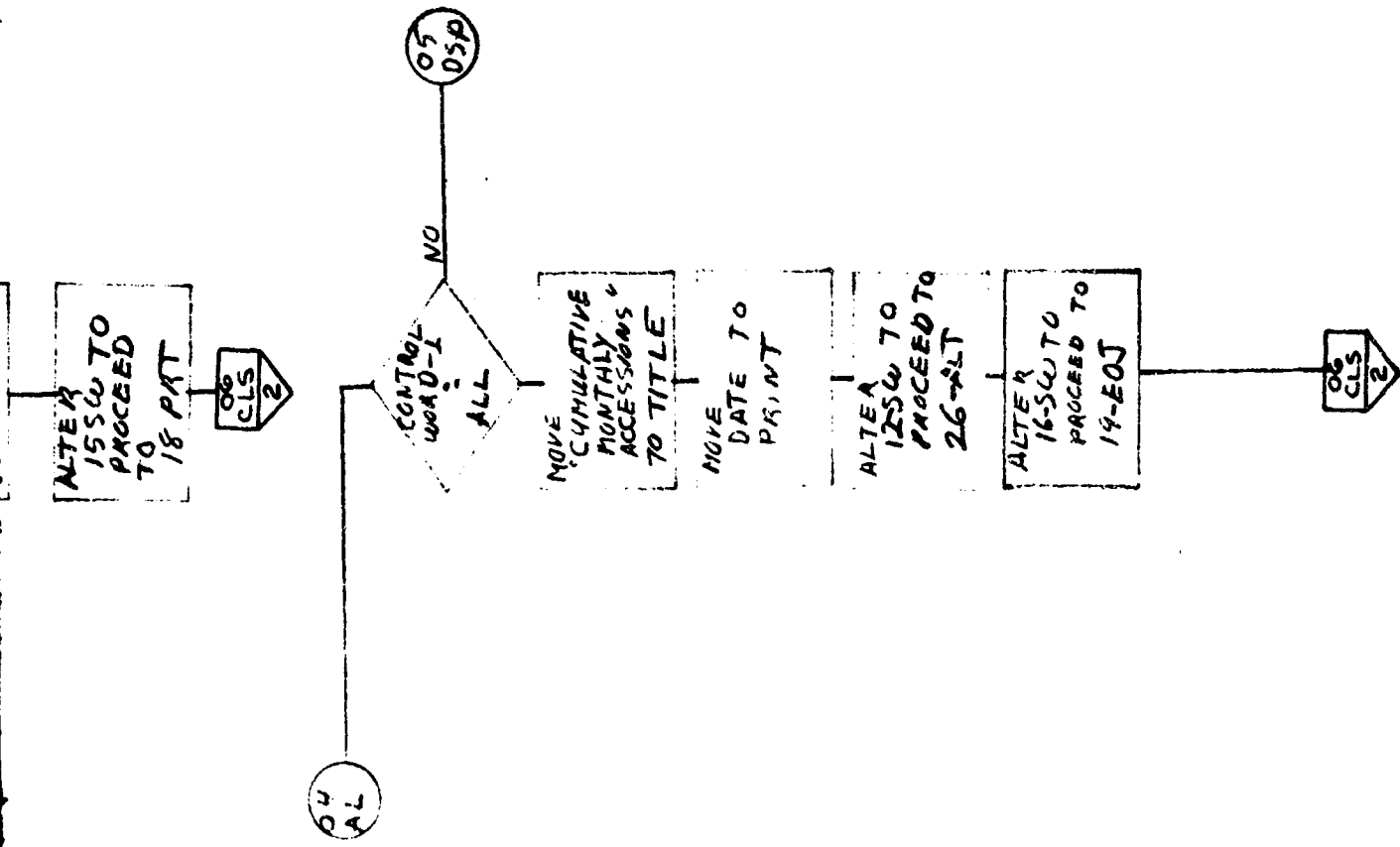



B



A

13



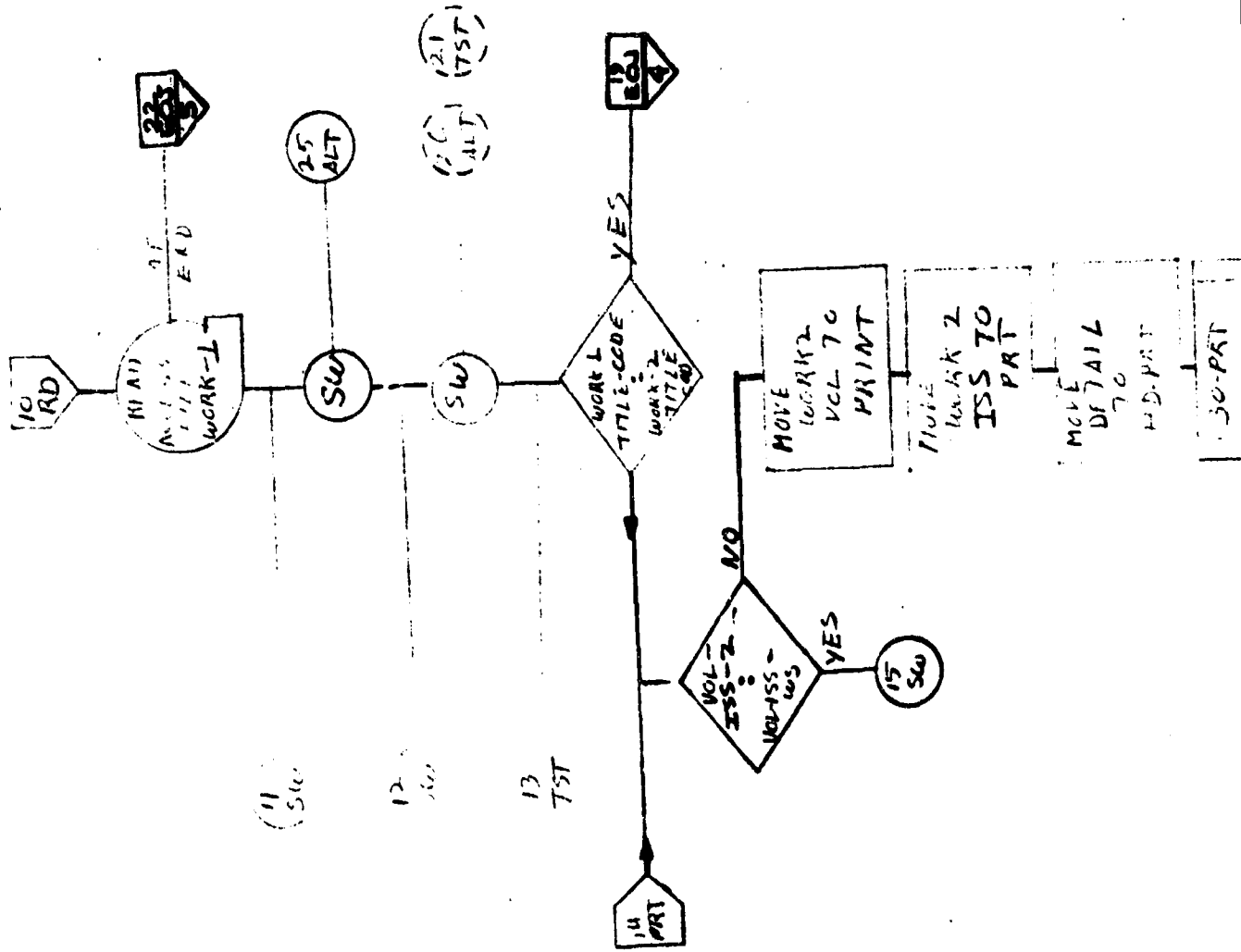


(16)

B

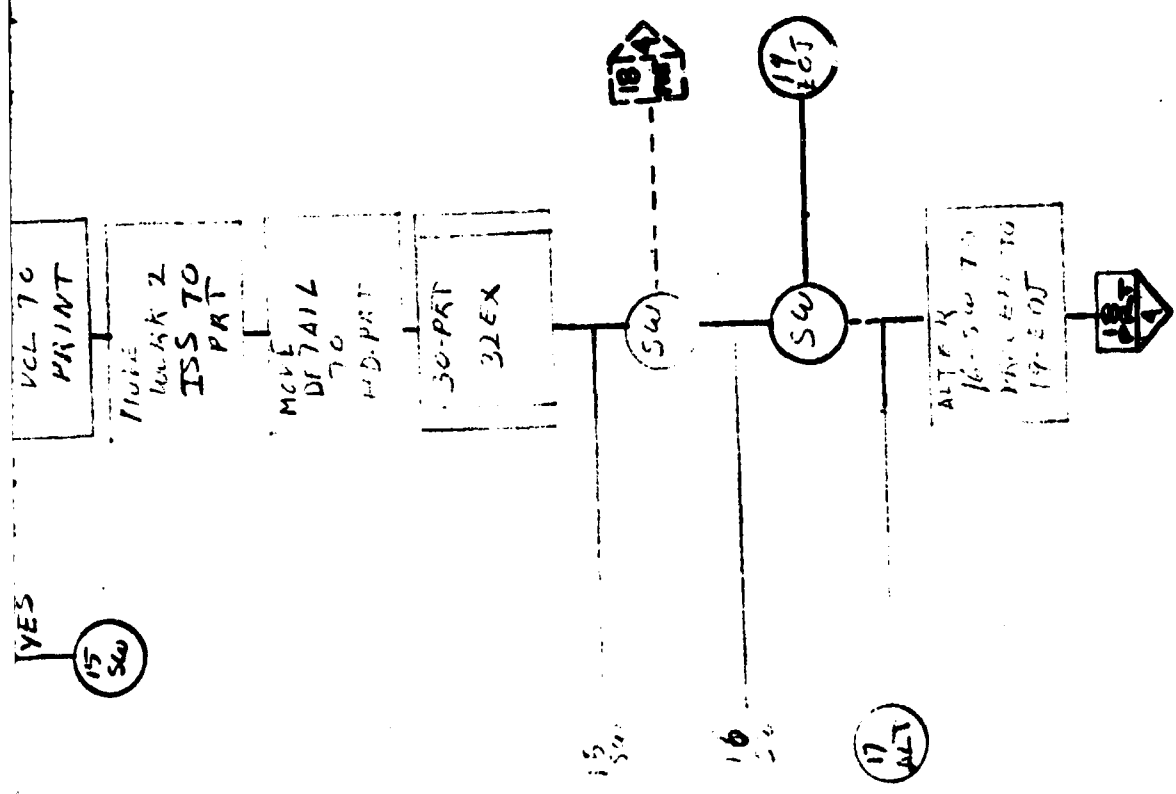
OFFICE SYMBOL
 SYSTEM CHART NO.
 RUN NUMBER
 PAGE NUMBER

SLS02
 3 OF 6

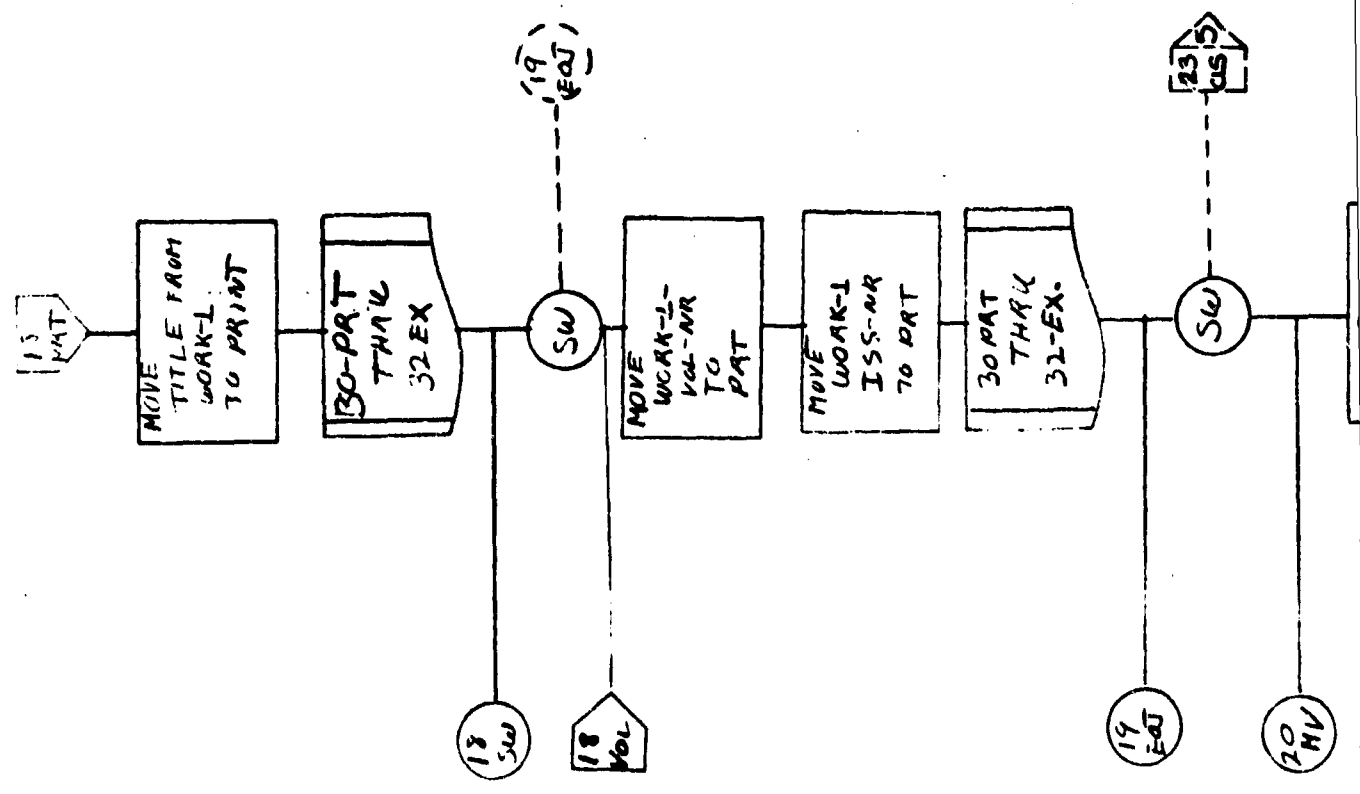


A

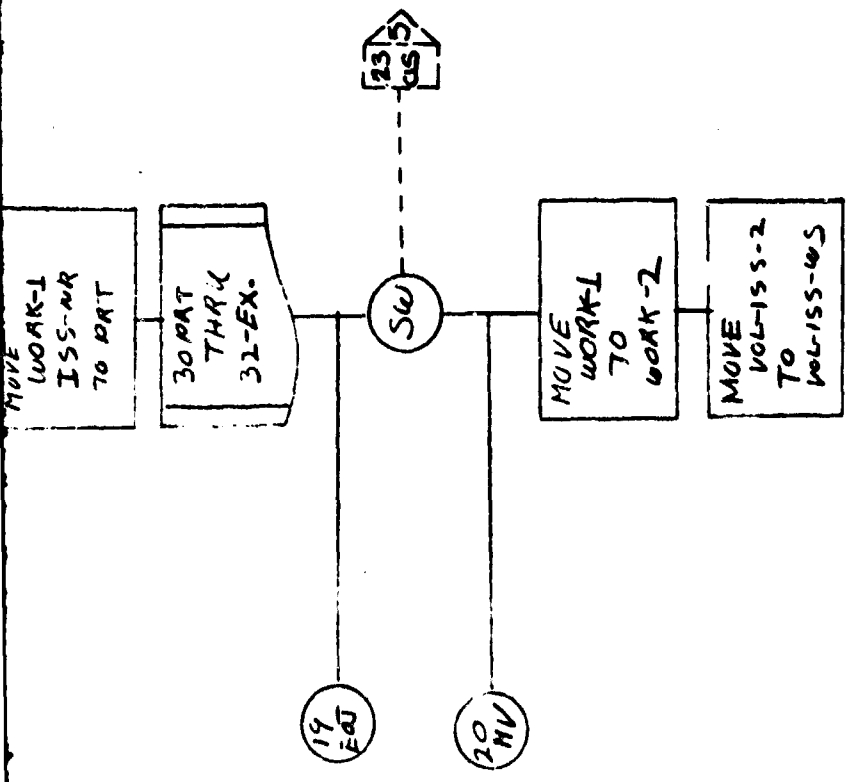
B



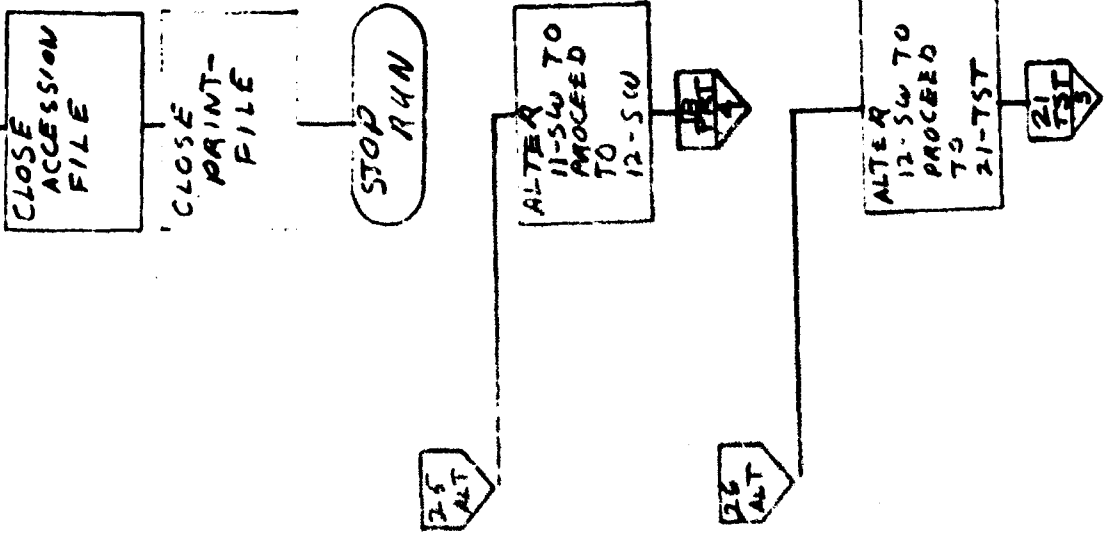
OFFICE SYMBOL
 SYSTEM CHART NO. _____
 RUN NUMBER SL502
 PAGE NUMBER H OF 6



H

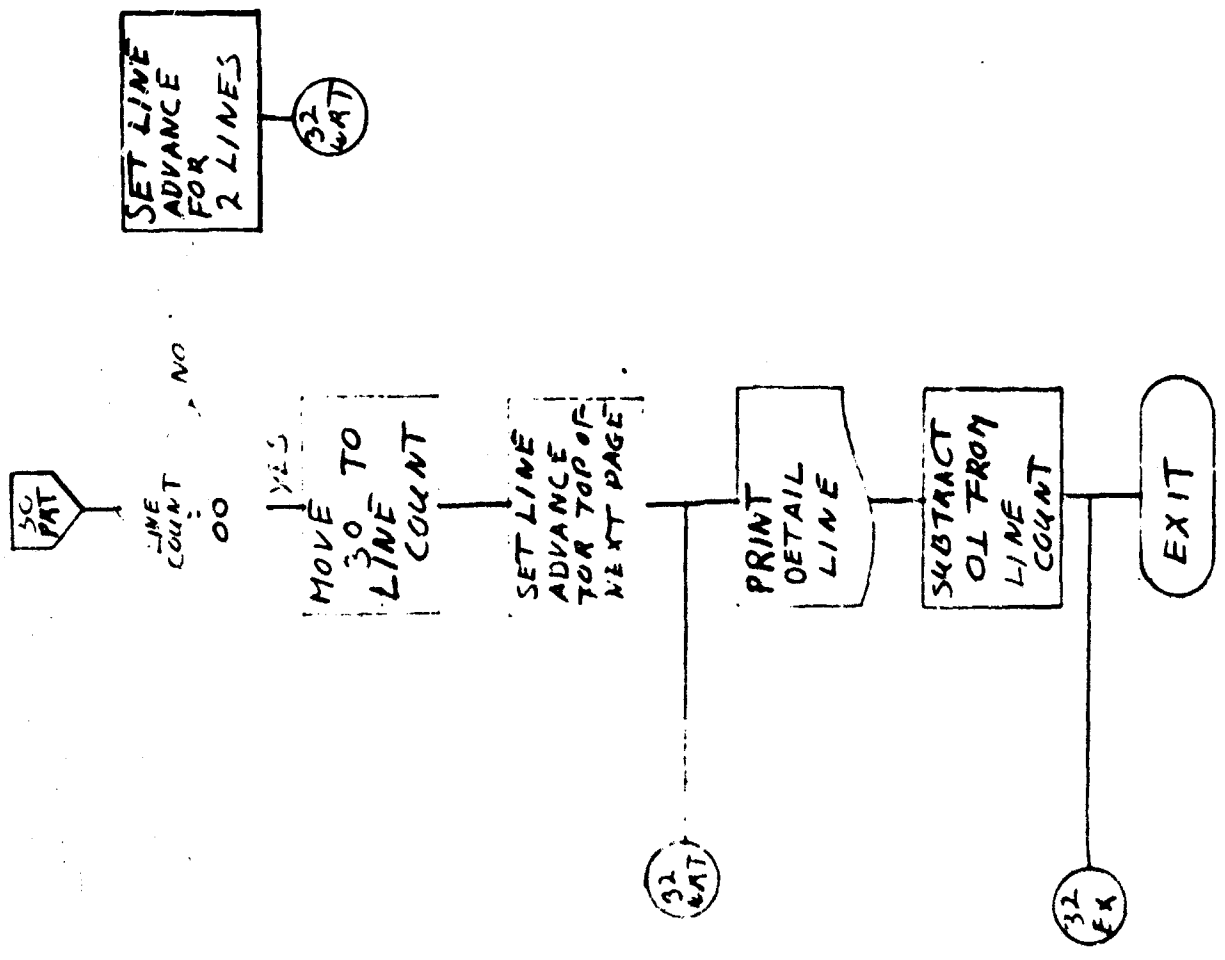


B

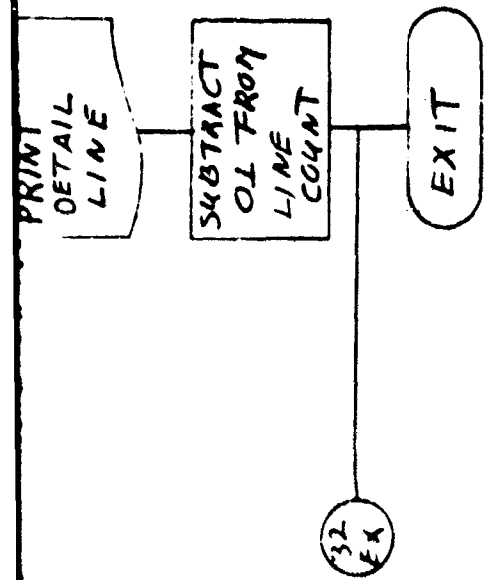


B

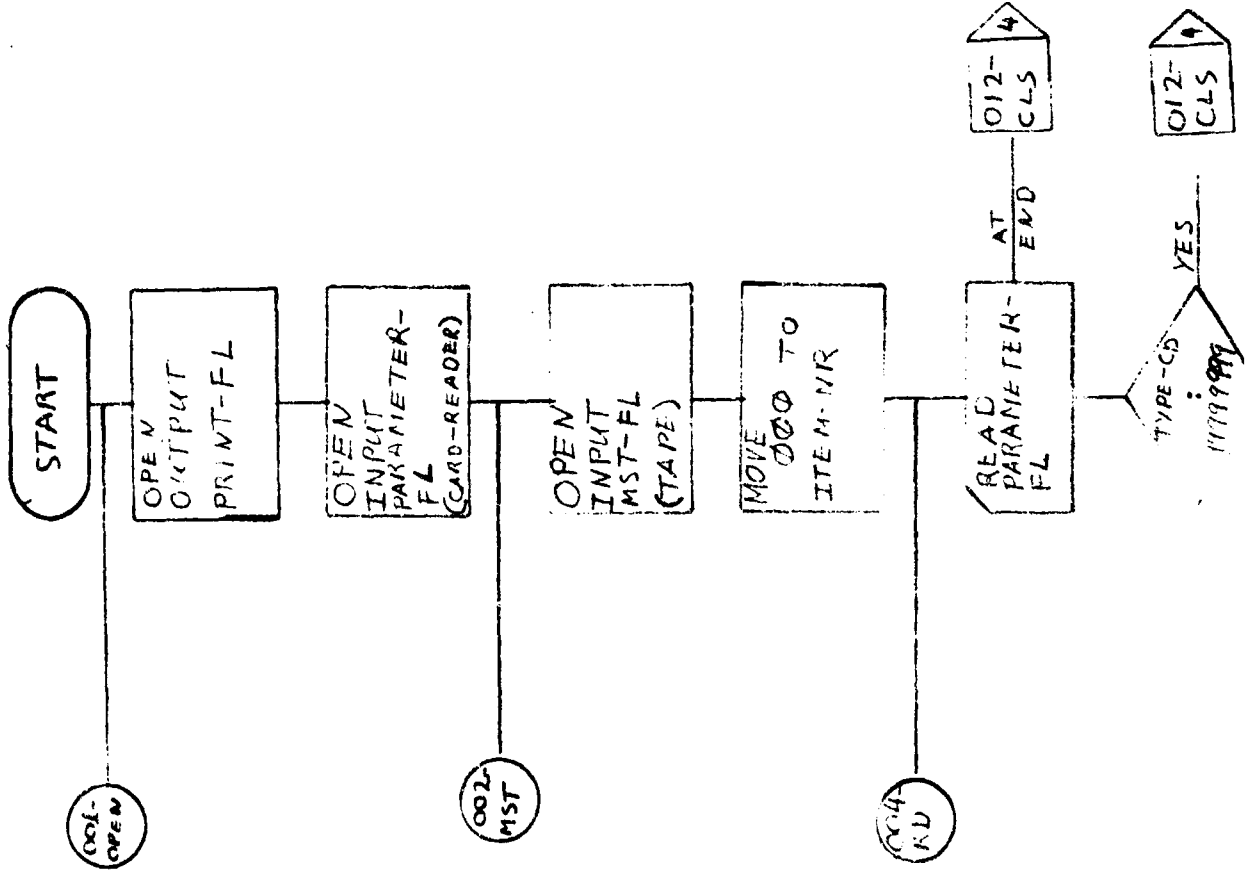
OFFICE SYMBOL
 SYSTEM CHART NO.
 RUN NUMBER 51302
 PAGE NUMBER 6 OF 6



A




B

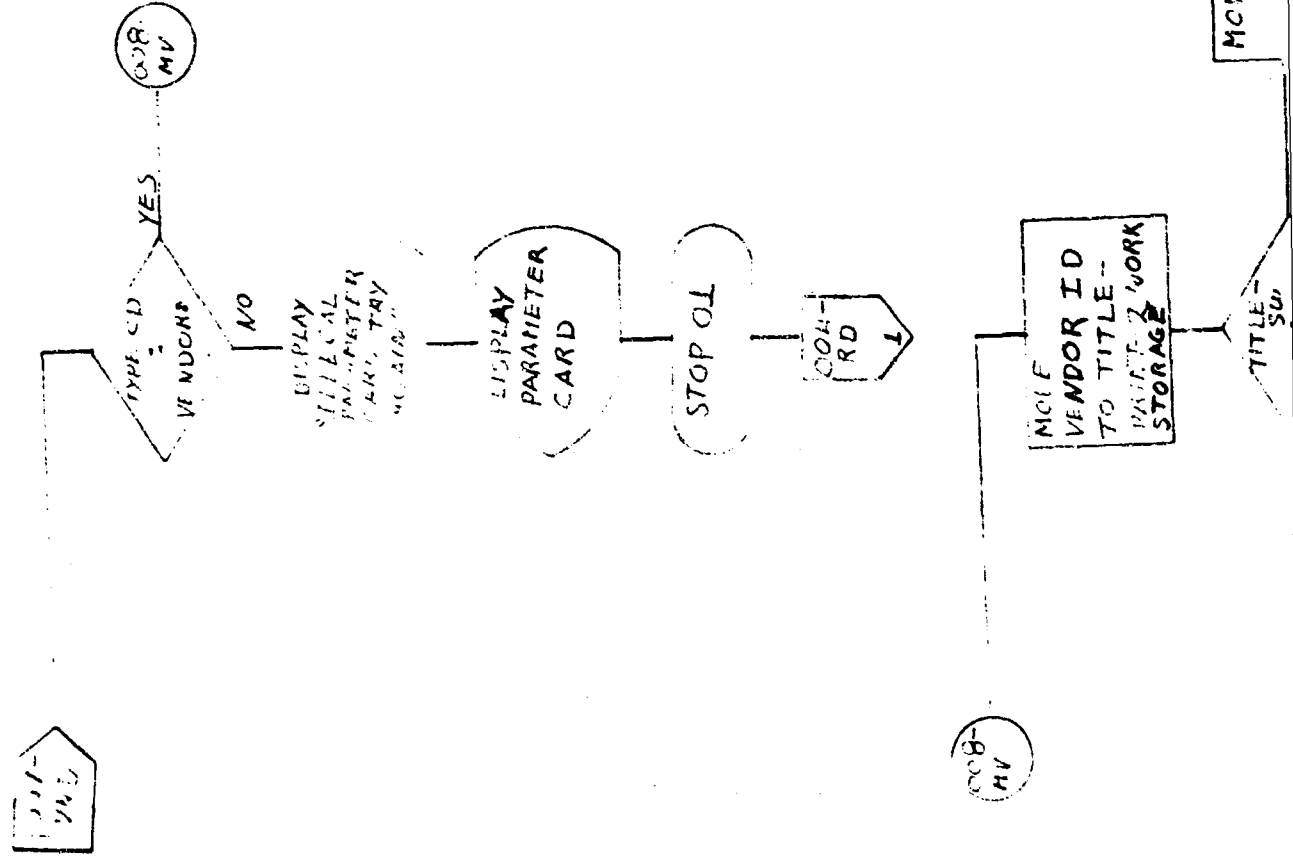


A

B

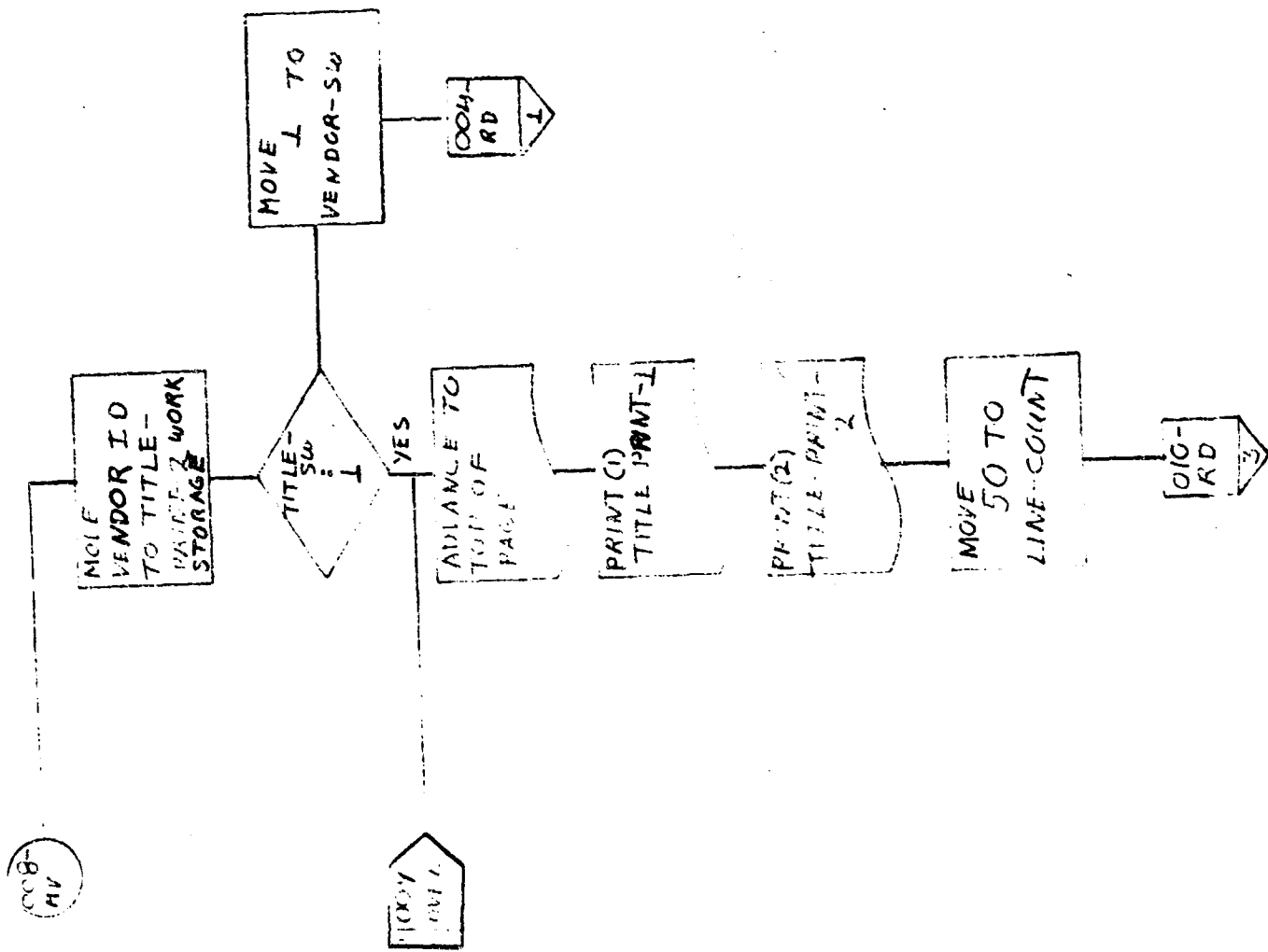


OFFICE SYMBOL _____
 SYSTEM CHART NO. _____
 RUN NUMBER 51503
 PAGE NUMBER 2 OF 4



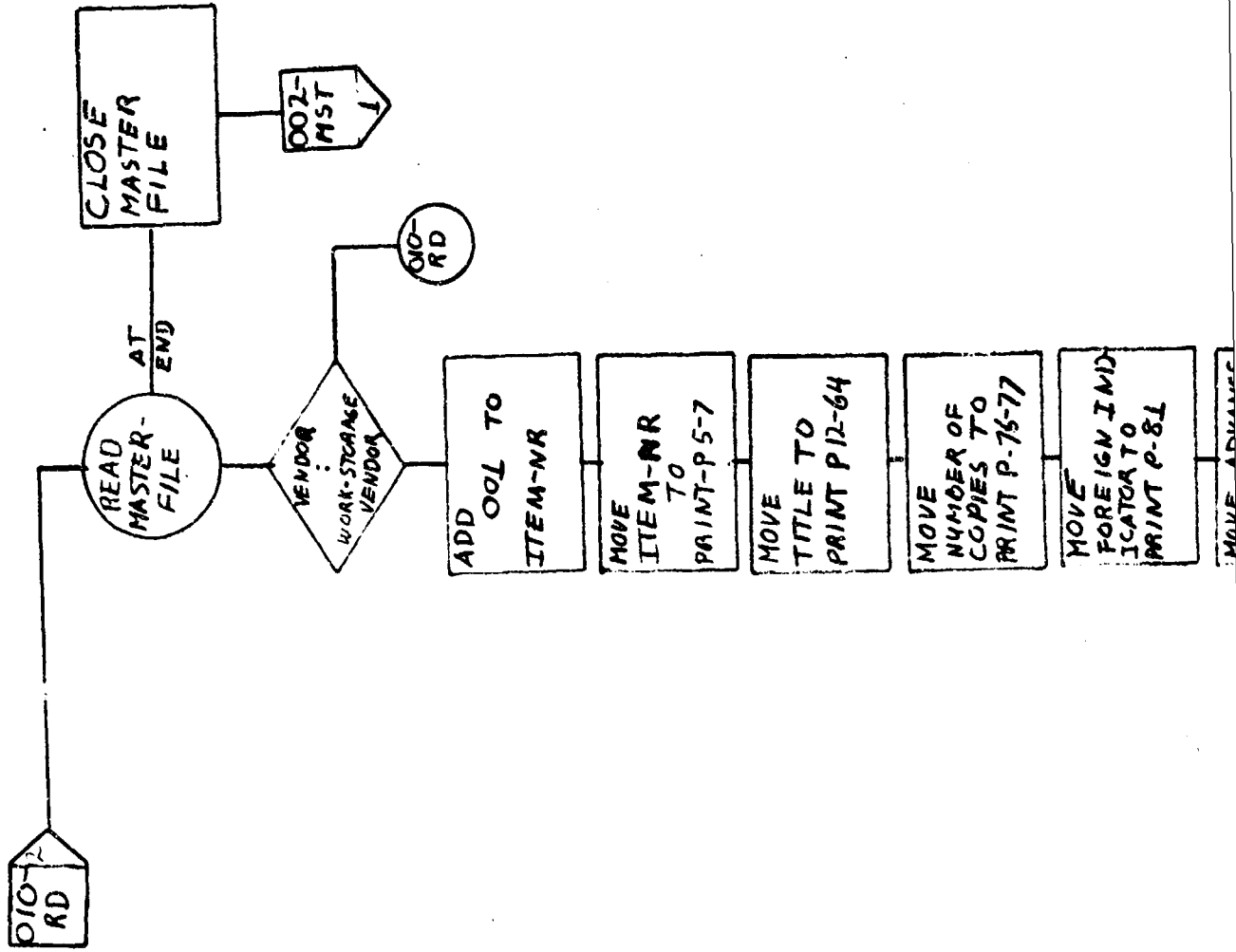
A

B



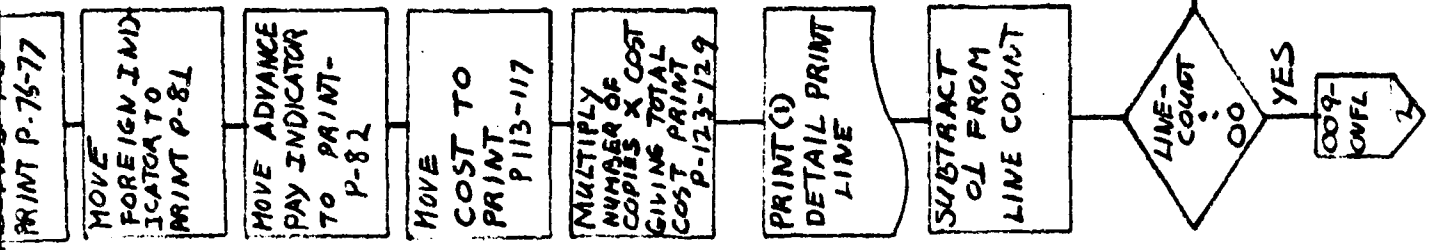
OFFICE SYMBOL
 SYSTEM CHART NO.
 RUN NUMBER
 PAGE NUMBER

54503
 3 OF 4



A

0



B

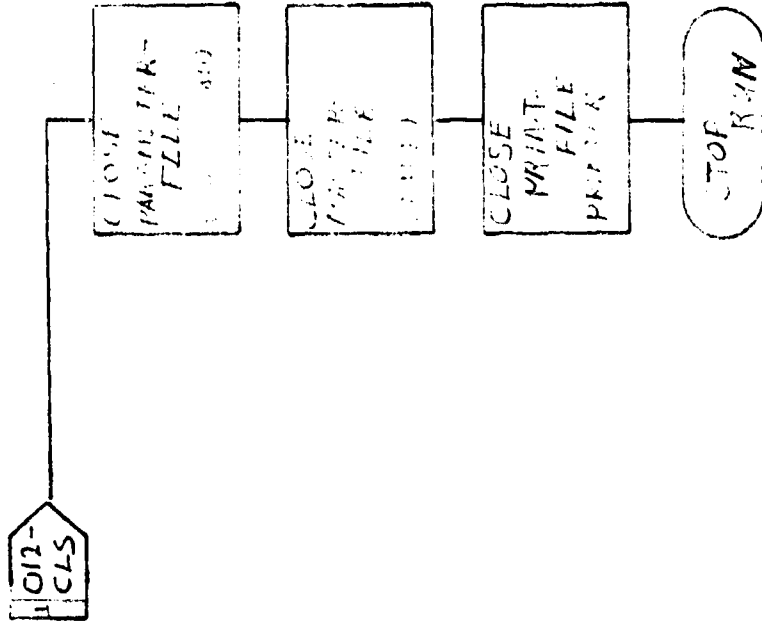
OFFICE SYMBOL
SYSTEM CHART NO.

RUN NUMBER

54503

PAGE NUMBER

4 OF 4



A

MR. RHN

SMUFD FORM 2072-1 (T-00P) MAR 68

B

Security Classification

DOCUMENT CONTROL DATA - R & D

(Security classification of title, body of abstract and indexing annotation must be entered when the overall report is classified)

| | | | |
|--|--|---|-----------------|
| 1. ORIGINATING ACTIVITY (Corporate author) | | 2a. REPORT SECURITY CLASSIFICATION | |
| Wolf Research and Development Corporation | | Unclassified | |
| | | 2b. GROUP | |
| | | Not Applicable | |
| 3. REPORT TITLE | | | |
| Serial Automation System (Journal Control) | | | |
| 4. DESCRIPTIVE NOTES (Type of report and inclusive dates) | | | |
| Final Report | | | |
| 5. AUTHOR(S) (First name, middle initial, last name) | | | |
| Dalzill E. Westfall | | | |
| 6. REPORT DATE | | 7a. TOTAL NO. OF PAGES | 7b. NO. OF REFS |
| February 1969 | | 98 | None |
| 8a. CONTRACT OR GRANT NO. | | 8b. ORIGINATOR'S REPORT NUMBER(S) | |
| DAAA-13-68-C-0173 | | None | |
| b. PROJECT NO. | | | |
| c. | | 9b. OTHER REPORT NO(S) (Any other numbers that may be assigned this report) | |
| d. | | None | |
| 10. DISTRIBUTION STATEMENT | | | |
| Distribution of this document is unlimited. | | | |
| 11. SUPPLEMENTARY NOTES | | 12. SPONSORING MILITARY ACTIVITY | |
| Supersedes AD 621 067 | | Department of Army Fort Detrick Frederick, Maryland 21701 | |
| 13. ABSTRACT | | | |
| <p>The Serial Library System (Journal Control) maintains scientific and technical journal records of the Fort Detrick Technical Library. These records have been automated to facilitate the production of receiving reports, accession lists, routing lists, and management review of subscription contracts. The programs revise those reported in AD-621 067 and are written in COBOL for a CDC 3150 computer with disc drives.</p> | | | |

DD FORM 1373
1 NOV 65REPLACES DD FORM 1373, 1 JAN 64, WHICH IS
OBSOLETE FOR ARMY USE.

Security Classification