

ARL 69-0013  
JANUARY 1969



## **Aerospace Research Laboratories**

### **THE EXTENT OF LAMINAR, TWO-DIMENSIONAL BOUNDARY LAYER SEPARATION DUE TO A COMPRESSION CORNER AT MODERATELY HYPERSONIC SPEEDS**

**KARLHEINZ O. W. BALL**  
**SYSTEMS RESEARCH LABORATORIES, INC.**  
**DAYTON, OHIO**

Contract No. AF33(615)-2175  
Project No. 7064 and 7065

This document has been approved for public release and sale;  
its distribution is unlimited.



**OFFICE OF AEROSPACE RESEARCH**  
**United States Air Force**



Reproduced by the  
**CLEARINGHOUSE**  
for Federal Scientific & Technical  
Information Springfield Va. 22151

AD886818

**BLANK PAGE**

## NOTICES

When Government drawings, specifications, or other data are used for any purpose other than in connection with a definitely related Government procurement operation, the United States Government thereby incurs no responsibility nor any obligation whatsoever; and the fact that the Government may have formulated, furnished, or in any way supplied the said drawings, specifications, or other data, is not to be regarded by implication or otherwise as in any manner licensing the holder or any other person or corporation, or conveying any rights or permission to manufacture, use, or sell any patented invention that may in any way be related thereto.

Agencies of the Department of Defense, qualified contractors and other government agencies may obtain copies from the

Defense Documentation Center  
Cameron Station  
Alexandria, Virginia 22314

This document has been released to the

CLEARINGHOUSE  
U.S. Department of Commerce  
Springfield, Virginia 22151

CLASSIFICATION		
UNCLASSIFIED	WHITE SECTION <input type="checkbox"/>	
SECRET	NOV SECTION <input type="checkbox"/>	
JUSTIFICATION		
for sale to the public.		
BY		
DISTRIBUTION/AVAILABILITY GROUP		
INT.	AVAIL. COM/W	SPECIAL

Copies of ARL Technical Documentary Reports should not be returned to Aerospace Research Laboratories unless return is required by security considerations, contractual obligations or notices on a specified document.

ARL 69-0013

**THE EXTENT OF LAMINAR, TWO-DIMENSIONAL  
BOUNDARY LAYER SEPARATION DUE TO A  
COMPRESSION CORNER AT MODERATELY  
HYPERSONIC SPEEDS**

**KARLHEINZ O. W. BALL  
SYSTEMS RESEARCH LABORATORIES, INC.  
DAYTON, OHIO**

**JANUARY 1969**

**Contract No. AF 33(615)-2175  
Project No. 7064 and 7065**

**This document has been approved for public  
release and sale; its distribution is unlimited.**

**AEROSPACE RESEARCH LABORATORIES  
OFFICE OF AEROSPACE RESEARCH  
UNITED STATES AIR FORCE  
WRIGHT-PATTERSON AIR FORCE BASE, OHIO**

## FOREWORD

**This technical report was initiated while the author was on active duty with the United States Air Force, stationed at the Aerospace Research Laboratories, Wright-Patterson Air Force Base, Ohio. The initial work was prepared at the Hypersonic Research Laboratory under Project No. 7064, entitled "High Velocity Fluid Mechanics". The report was completed at Systems Research Laboratories, Inc., Dayton, Ohio, and was sponsored by the Fluid Dynamics Facilities Research Laboratory of the Aerospace Research Laboratories under Contract No. AF33(615)-2175, Project No. 7065, "Aerospace Simulation Techniques Research".**

## **ABSTRACT**

**A simple technique is presented for estimating the extent of separation of a two-dimensional laminar boundary layer including effects of Mach number, Reynolds number, and heat transfer. Quantitative effects of these parameters are discussed for moderately hypersonic speeds.**

## TABLE OF CONTENTS

SECTION		PAGE
I	Introduction	1
II	Analysis	2
III	Results and Discussion	4
IV	Conclusions	6
	References	7
	Appendix	8

## LIST OF ILLUSTRATIONS

<u>Figure</u>		<u>Page</u>
1	Variation of Similar Parameters with Wall to Stagnation Temperature Ratio.	9
2	Comparison of Theoretical Prediction of the Extent of Separation with Experiment.	10
3	Mach Number Effects on the Extent of Separation for Given $(\Theta_F - \Theta_{F_1})$	11
4	Reynolds Number Effects on the Extent of Separation for Given $\Theta_F$ .	12
5	Mach Number and Wall Temperature Effects on the Extent of Separation.	13
6	Summary of Wall Temperature Effects on the Extent of Separation.	14
7	Predicted Incipient Compression Surface Deflection Angles for Laminar and Turbulent Flows.	15

## LIST OF SYMBOLS

<b>H</b>	form factor $\delta_{tr}^*/\theta_{tr}$
<b>K</b>	pressure gradient parameter
<b>K<sub>0</sub>, K<sub>2</sub></b>	temperature parameters, see Eq. (6)
<b>L</b>	length parameter
<b>M</b>	Mach number
<b>Re</b>	Reynolds number
<b>T</b>	temperature
<b>x</b>	streamwise surface coordinate
<b>X</b>	extent of separation
<b><math>\beta</math></b>	L ratio between separated and attached flows
<b><math>\delta^*</math></b>	boundary layer displacement thickness
<b><math>\theta</math></b>	boundary layer momentum thickness
<b><math>\Delta</math></b>	difference, i.e., initial minus final condition
<b><math>\Theta_F</math></b>	compression surface deflection angle
<b><math>\lambda</math></b>	constant of proportionality
<b><math>\bar{\chi}</math></b>	viscous interaction parameter

### Subscripts

<b>l</b>	beginning of separation interaction
<b>HL</b>	hinge line
<b>i</b>	incipient condition
<b>tr</b>	transformed
<b>w</b>	wall
<b>o</b>	stagnation

## SECTION I

### INTRODUCTION

Laminar, two-dimensional boundary layer separation has been the subject of numerous theoretical and experimental investigations. The theoretical studies normally suffer due to their complexity, or have aimed at definition of only certain aspects of the separation phenomena, e.g., the pressure rise across the separation. Experimental approaches have revealed Mach number, Reynolds number, and heat transfer effects on the extent of separation.

This report presents a unified approach to the boundary layer separation problem, including a simple prediction technique for the extent of the separation, as well as the effects of initial flow parameters.

## SECTION II

### ANALYSIS

Approximate closed-form solutions, a simplification of the integral approach of Lees and Reeves<sup>1</sup>, for laminar separated flows, are given in Reference 2, where the solutions contain the following terms,

$$(1 + \beta)^{1/2} = \left( \frac{\Delta M \theta \text{Re}_\theta}{2LK_s} \right) \quad (1)$$

and

$$\beta \tan^{-1} \beta = \left( \frac{x_{HL} - x_1}{L} \right) \quad (2)$$

For moderately hypersonic flows, i.e.,  $M_1^2 \gg 1$ ,

$$\Delta M = 0.2M_1^2 \Theta_F$$

and

$$L = 0.1082x_1 (-\Delta H_{tr}/\Delta K)^{1/2} \bar{x}_1^{-1/2}$$

So that Equations (1) and (2) become,

$$(1 + \beta)^{1/2} = M_1 \Theta_F / \lambda \bar{x}_1^{-1/2} \quad (3)$$

and

$$\beta \tan^{-1} \beta = 9.242 \left( \frac{x_{HL}}{x_1} - 1 \right) \bar{x}_1^{1/2} (-\Delta H_{tr}/\Delta K)^{-1/2} \quad (4)$$

where

$$\lambda = -2K_s \left[ - \left( \frac{\Delta H_{tr}}{0.664\Delta K} \right) \right]^{1/2}$$

Physically  $\beta$  is a measure of the extent that the separation interaction is above the incipient condition, i.e., no separation, since for incipient separation,  $\beta = 0$ , Equation (3) yields,

$$M_1 \Theta_{F_i} = \lambda \bar{x}_1^{-1/2}$$

It is noted that the following approximately linear relation may be used,

$$\beta \tan^{-1} \beta \simeq C [(1 + \beta)^{1/2} - 1]$$

So that, with  $C = 1.63$ , Equations (3) and (4) may be combined to yield,

$$\frac{x_{HL}}{x_1} = 1 + 0.177 (-\Delta H_{tr}/\Delta K)^{1/2} \bar{x}_1^{1/2} \left( \frac{M_1 \Theta_F}{\lambda \bar{x}_1^{1/2}} - 1 \right) \quad (5)$$

Figure 1 presents the factor  $(-\Delta H_{tr}/\Delta K)^{1/2}$ , calculated from the similar solutions of Reference 3, as well as  $\lambda$ , from Reference 4, as a function of  $T_w/T_o$ . The beginning of the separation interaction is then predicted by Equation (5) for given upstream conditions and flap deflection angle,  $\Theta_F$ .

It is immediately recognized that Equation (5) inaccurately describes incipient separation since  $x_1 \neq x_{HL}$ , but this is thought to be negligible due to the definition of  $x_1$  as the streamwise coordinate at which the tangent to the separation pressure rise at the inflection point intersects with the pressure distribution for no separation. Therefore, for incipient separation,  $x_1$  is very close to being identical to  $x_{HL}$ .

The general validity of form and usefulness of Equation (5) must, however, be obtained by comparing its prediction for  $x_1$  with that obtained experimentally. This comparison is given in Figure 2. The overall agreement is much better than expected, considering the simplifying assumptions involved in the analysis. The effect of including data with transition of the flow prior to reattachment is also indicated. It is seen that the theory overpredicts the extent of separation for transitional flows.

With Equation (5), it is possible to show quantitative effects of Mach number, Reynolds number, and wall temperature on the extent of separation caused by the compression surface at an angle of  $\Theta_F$ . Calculations were made over a Mach number range of 4 to 8, a Reynolds number range of  $10^4$  to  $10^6$ , and a wall to stagnation temperature ratio range of 0.1 to 1, for a flap deflection angle variation from the incipient angle to  $25^\circ$ .

### SECTION III

#### RESULTS AND DISCUSSION

In order to better understand the quantitative effects of the parameters of the boundary layer separation, Equation (5) is rewritten as,

$$X_1 = \frac{x_{HL} - x_1}{x_1} = K_0 M_1 \Theta_F - K_2 \frac{M_1^{3/2}}{Re_1^{1/4}} \quad (6)$$

where  $K_2 = \lambda K_0 = 0.177 (-\Delta H_{tr}/\Delta K)^{1/2}$ , i.e.,  $K_0$  and  $K_1$  are only functions of the wall to stagnation temperature ratio and  $X_1$  is the length of the separated region as measured from the hinge line,  $x_{HL}$ , in terms of the distance from the leading to the beginning of the interaction,  $x_1$ . Although this representation of the extent of separation is somewhat cumbersome and non-standard, Equation (6) does yield the following directly, when the relation for the incipient compression surface angle is recalled,

$$X_1 = K_0 M_1 (\Theta_F - \Theta_{F_i}) = K_0 M_1 (\Delta\Theta_F) \quad (7)$$

where  $\Theta_F$  and  $\Theta_{F_i}$  are in radians.

The term  $\Delta\Theta_F$  in Equation (7) may be thought of, from an inviscid standpoint, as a measure of the pressure rise that the boundary layer is unable to negotiate without separating. It is also interesting that the dependence of the extent of separation on Reynolds number enters only through the incipient deflection angle,  $\Theta_{F_i}$ . Also, the extent of separation, in terms of  $X_1$ , is linear in  $\Delta\Theta_F$  for given  $M_1$  and  $T_w/T_0$  and linear in  $\Theta_F$  for given  $M_1$ ,  $Re_1$ , and  $T_w/T_0$ . The increase in  $X_1$  with increasing  $\Theta_F$  or  $\Delta\Theta_F$  is given by the product  $K_0 M_1$  independent of  $Re_1$ ; so that for a given  $T_w/T_0$  and  $\Delta\Theta_F$ ,  $X_1$  is doubled, for example, if the initial Mach number  $M_1$  is doubled. Similarly for given  $T_w/T_0$ ,  $M_1$  and  $\Theta_F$ ,  $X_1$  increases with increasing Reynolds number by the Reynolds number to the minus one-quarter power difference. These aspects are illustrated in Figures 3 and 4 at a wall to stagnation temperature ratio of one.

It should be noted in Figure 4 that two distinct regions exist for the effect of Mach number on the extent of separation, when the compression angle,  $\Theta_F$ , is used as a base. Holding the Reynolds number and wall temperature constant permits determination of incipient compression angles,  $\Theta_{F_i}$  for various Mach number. Now  $\Theta_{F_i}$  increases with increasing Mach number, but the rate of increase of the extent of separation also increases with Mach number, so that for a certain range of compression angles above  $\Theta_{F_i}$ , the extent of separation will decrease with increasing Mach number. At larger compression angles the extent of separation increases as the Mach number is increased. These effects are masked when the difference,  $\Delta\Theta_F$ , is used as a base (Figure 3).

A more common method of expressing the extent of separation is to present it as a fraction of the hinge line distance,  $x_{HL}$ , i.e.,

$$\frac{x_{HL} - x_1}{x_{HL}} \equiv X_{HL} = \frac{X_1}{1 + X_1} \quad (8)$$

So that Equation (8) relates the extent of separation to  $x_{HL}$ , e.g., if  $X_{HL} = 0.2$  the extent of separation is 20% of  $x_{HL}$ , or equally valid, but less commonly used, 25% of  $x_1$ . Because of the nonlinearity between  $X_{HL}$  and  $X_1$ , the relation between  $X_{HL}$  and  $\Theta_F$  or  $\Delta\Theta_F$  is no longer linear (Figure 5).

Also shown in Figure 5 is the decrease of the extent of separation by cooling the wall. The effect of wall temperature on the extent of separation is summarized in Figure 6 in terms of  $\Delta\Theta_F$ . The separation increases almost linearly as the wall temperature increases. The rate of increase in separation with wall temperature is seen to be essentially constant with Mach number and  $\Delta\Theta_F$ . Therefore, the difference in extent of separation between a highly cooled wall and an adiabatic wall is about 15% of  $x_{HL}$ , i.e., if 30% of the surface is separated at  $T_w/T_o \simeq 0$ , then about 45% will be separated at  $T_w/T_o = 1$ , or in general for a set of  $M_1$  and  $\Delta\Theta_F$ ,

$$\Delta(X_{HL}) \simeq 0.15\Delta(T_w/T_o).$$

## SECTION IV

### CONCLUSIONS

A simple technique has been developed for the prediction of the extent of separation due to a compression corner for a laminar, two-dimensional boundary layer. Agreement with experimental data was found to be good. Based on the equation for the extent of separation, the following observations may be made for the parameters governing the phenomena:

#### COMPRESSION ANGLE, $\Theta_F$

The laminar boundary layer is able to negotiate a certain compression angle,  $\Theta_{F_i}$ , without separating. Increasing the compression angle beyond  $\Theta_{F_i}$  increases the extent of separation.

#### REYNOLDS NUMBER, $Re_1$

The Reynolds number upstream of the separation interaction enters into the problem only through the dependence of  $\Theta_{F_i}$  on  $Re_1$ . As the Reynolds number increases,  $\Theta_{F_i}$  decreases. It is therefore more practical to consider the difference  $\Theta_F - \Theta_{F_i} = \Delta\Theta_F$  for the separation interaction. The extent of separation as a fraction of the unseparated extent,  $X_1$ , is linear in  $\Delta\Theta_F$ . The rate of increase of  $X_1$  with  $\Delta\Theta_F$  is directly proportional to the initial Mach number  $M_1$ .

#### MACH NUMBER, $M_1$

The incipient angle  $\Theta_{F_i}$ , increases with increasing Mach number; however, the rate of increase of the extent of separation also increases with Mach number, so that for a certain range of  $\Theta_F$  above  $\Theta_{F_i}$  the extent of separation decreases with increasing Mach number. At higher compression angles, the separation increases as the Mach number increases.

#### HEAT TRANSFER, $T_w/T_0$

Cooling reduces the extent of separation. For a given  $\Delta\Theta_F$ , the separation extent, as a fraction of the hinge line distance,  $X_{HL}$ , decreases at a rate of about 15% of the change in the wall to stagnation temperature ratio.

## REFERENCES

1. Lees, L. and Reeves, B. L. "Supersonic Separated and Reattaching Laminar Flows: I. General Theory and Application to Adiabatic Boundary Layer/Shock-Wave Interactions," AIAA J., Vol. 2 (November 1964), 1907-1920.
2. Hankey, W. L. and Cross, E. J. "Approximate Closed Form Solutions for Supersonic Laminar Separated Flows," AIAA J., Vol. V (April 1967), 651-654.
3. Cohen, C. B. and Reshotko, E. "Similar Solutions for the Compressible Laminar Boundary Layer with Heat Transfer and Pressure Gradient," NACA Report 1293 (1954).
4. Ball, K. O. W. "Wall Temperature Effect on Incipient Separation," AIAA J., Vol. 5 (December 1967), 2283; ARL 68-0011.
5. Townsend, J. C. "Effects of Leading-Edge Bluntness and Ramp Deflection Angle on Laminar Boundary-Layer Separation in Hypersonic Flow," NASA TN D-3290 (February 1966).
6. Miller, D. S., Hijman, R., and Childs, M. E. "Mach 8 to 22 Studies of Flow Separation Due to Deflected Control Surfaces," AIAA J., Vol. 2 (February 1964), 312-321.
7. Gulbran, C. E., Redecker, E., Miller, D. S., and Strack, S. L. "Heating in Regions of Interfering Flow Fields: Part I. Two- and Three-Dimensional Laminar Interactions at Mach 8," Air Force Flight Dynamics Laboratory, AFFDL-TR-65-49, Part I (July 23, 1965), 34.
8. Lewis, J. E. "Experimental Investigation of Supersonic Laminar Two-Dimensional Boundary Layer Separation in a Compression Corner With and Without Cooling," California Institute of Technology, PhD Thesis (1967).
9. Hill, W. F. Jr. "Analysis of Experiments of Hypersonic Flow Separation Ahead of Flaps Using a Simple Flow Model," Grumman Aircraft Engineering Corporation, RM-383 (November 1967).
10. Ball, K. O. W. "Effects of Flap Length and Slot Suction on Separated Laminar Boundary Layers," AIAA Preprint No. 69-36 (January 1969).
11. Needham, D. A. and Stollery, J. L. "Hypersonic Studies of Incipient Separation and Separated Flows," AGARD Conference Proceedings No. 4 (May 1966), 111.
12. Sterrett, J. R. and Emery, J. C. "Experimental Separation Studies for Two-Dimensional Wedges and Curved Surfaces at  $M = 4.8$  to  $6.2$ ," NASA TN D-1014 (1962).

## APPENDIX

### TURBULENT BOUNDARY LAYER SEPARATION

It has been indicated previously that the dependence on Reynolds number of the extent of separation enters through the incipient compression angle,  $\Theta_{F_i}$ . Therefore, it may be postulated that Equation (7), i.e.,  $X_1 = K_0 M_1 \Delta\Theta_F$  is applicable not only to laminar, but also to turbulent boundary layers. Each boundary layer having a different relation between  $\Theta_{F_i}$  and  $Re_1$  as follows:

$$\text{Laminar} \quad -- \quad \Theta_{F_i} = \lambda M_1^{1/2} Re_1^{-1/4} \quad (A1)$$

$$\text{Turbulent} \quad -- \quad \Theta_{F_i} = \lambda M_1^{1/2} Re_1^{-1/10}. \quad (A2)$$

The development of Equation (A2) is identical to that for Equation (A1) except that  $Re_\theta \sim Re_x^{1/5}$  is used in the turbulent case rather than the  $Re_\theta \sim Re_x^{1/2}$  as for the laminar case.

For moderately hypersonic speeds, very little data exist to compare the predictions given by Equations (7) and (A2), for turbulent boundary layers, with experimental results. The correct trend for turbulent boundary layers is predicted by Equation (7) in that the extent of separation will be less than for a laminar boundary layer, since  $\Theta_{F_i}$  is much larger for the turbulent case, i.e.,  $\Delta\Theta_F$  is smaller.

The quantitative accuracy of the extent of turbulent separation as predicted by Equation (7) is, however, unknown. Some experimental data for the turbulent incipient angle are available. These data are summarized in Figure (7) along with transitional incipient data. No laminar experimental data are shown, although a large body exists, since the validity of Equation (A1) was shown in Reference 4. The extreme sensitivity of  $\Theta_{F_i}$  for transitional separation to changes in  $Re_1$  should be noted.

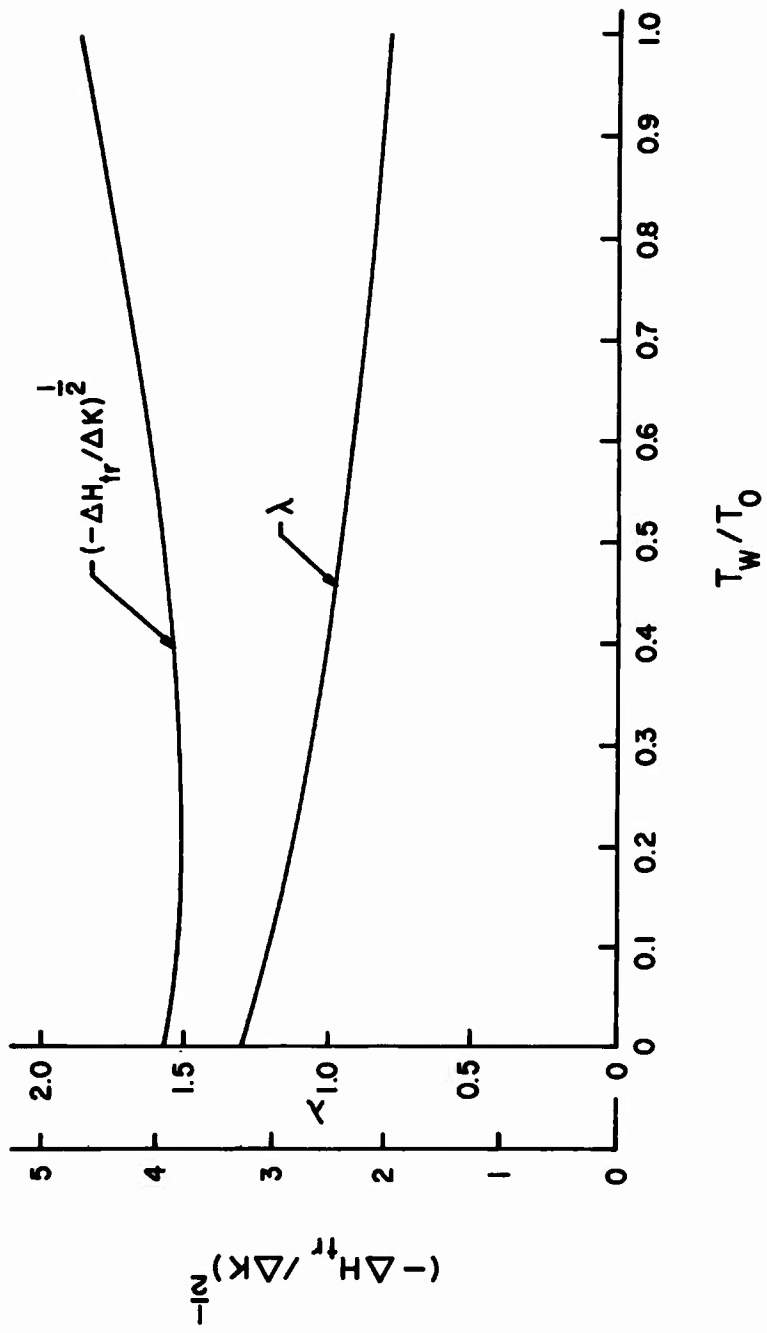


Figure 1. Variation of Similar Parameters with Wall to Wall Stagnation Temperature Ratio.

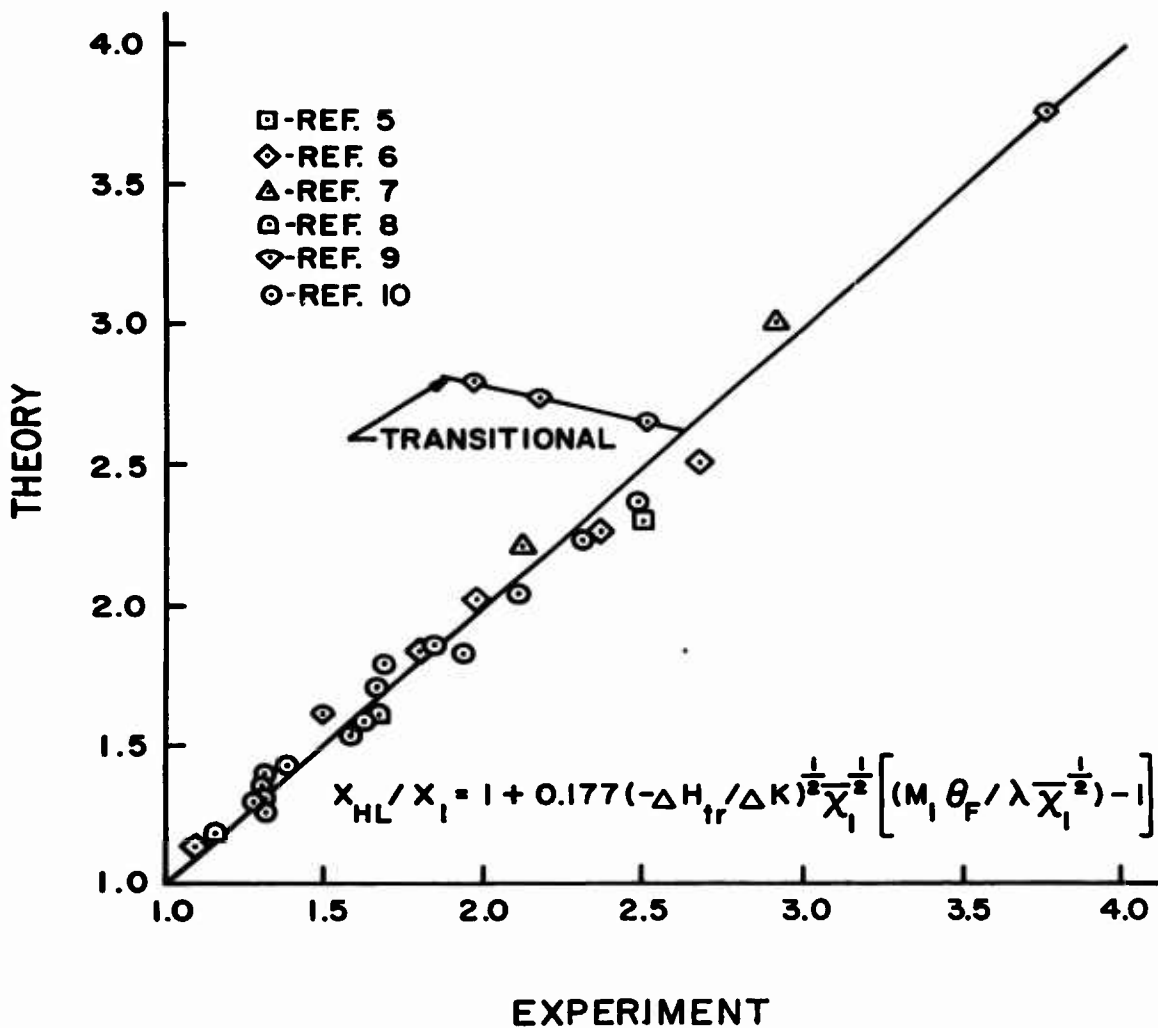


Figure 2. Comparison of Theoretical Prediction of the Extent of Separation with Experiment.

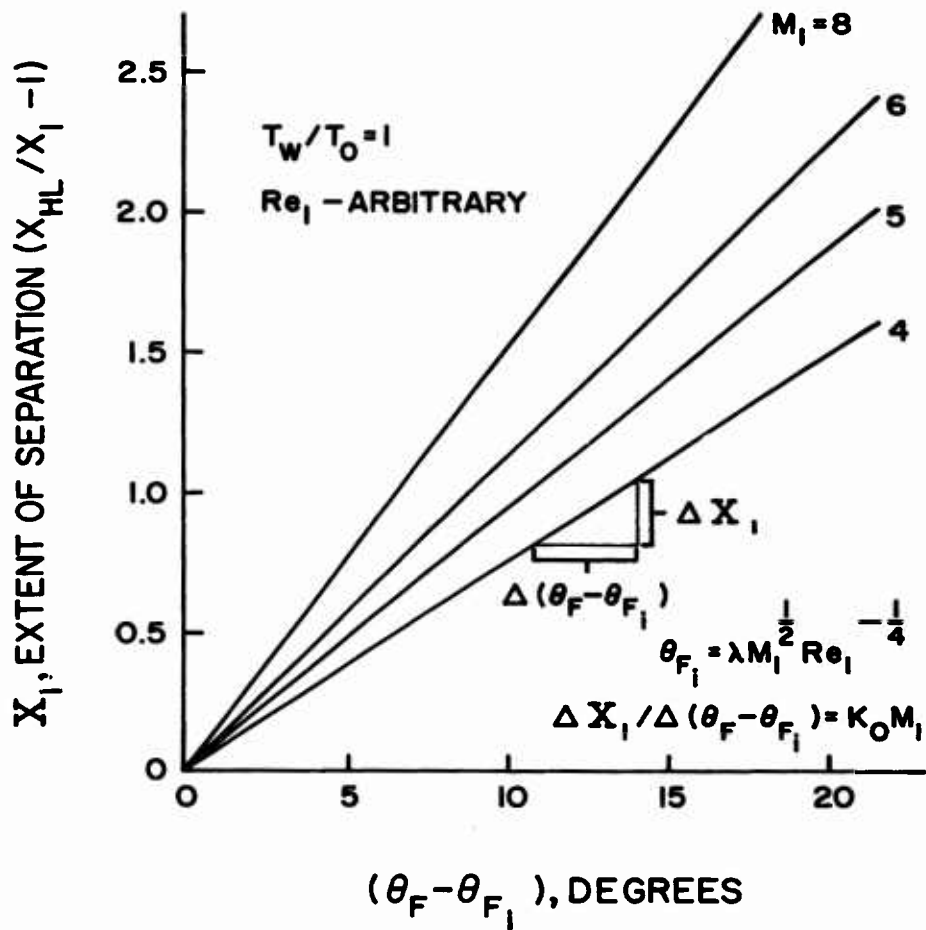


Figure 3. Mach Number Effects on the Extent of Separation for Given  $(\theta_F - \theta_{F_1})$ .

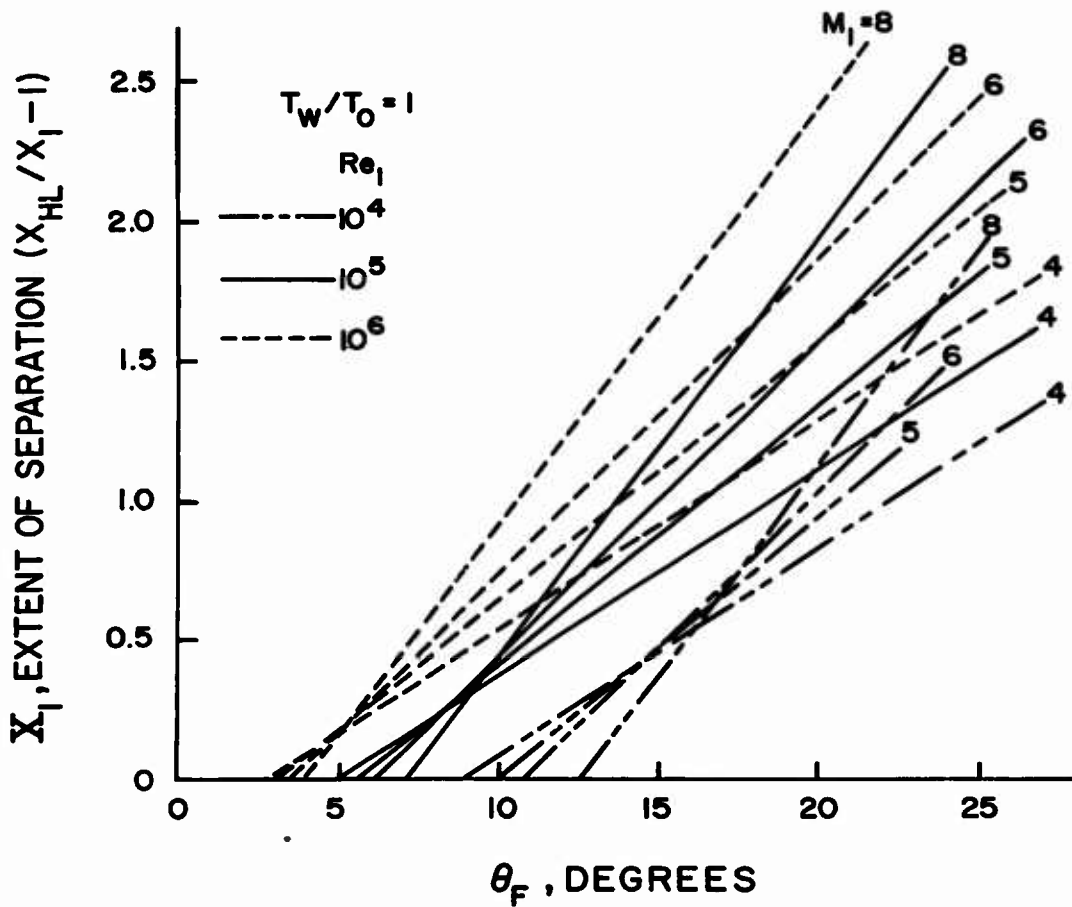


Figure 4. Reynolds Number Effects on the Extent of Separation for Given  $\theta_F$ .

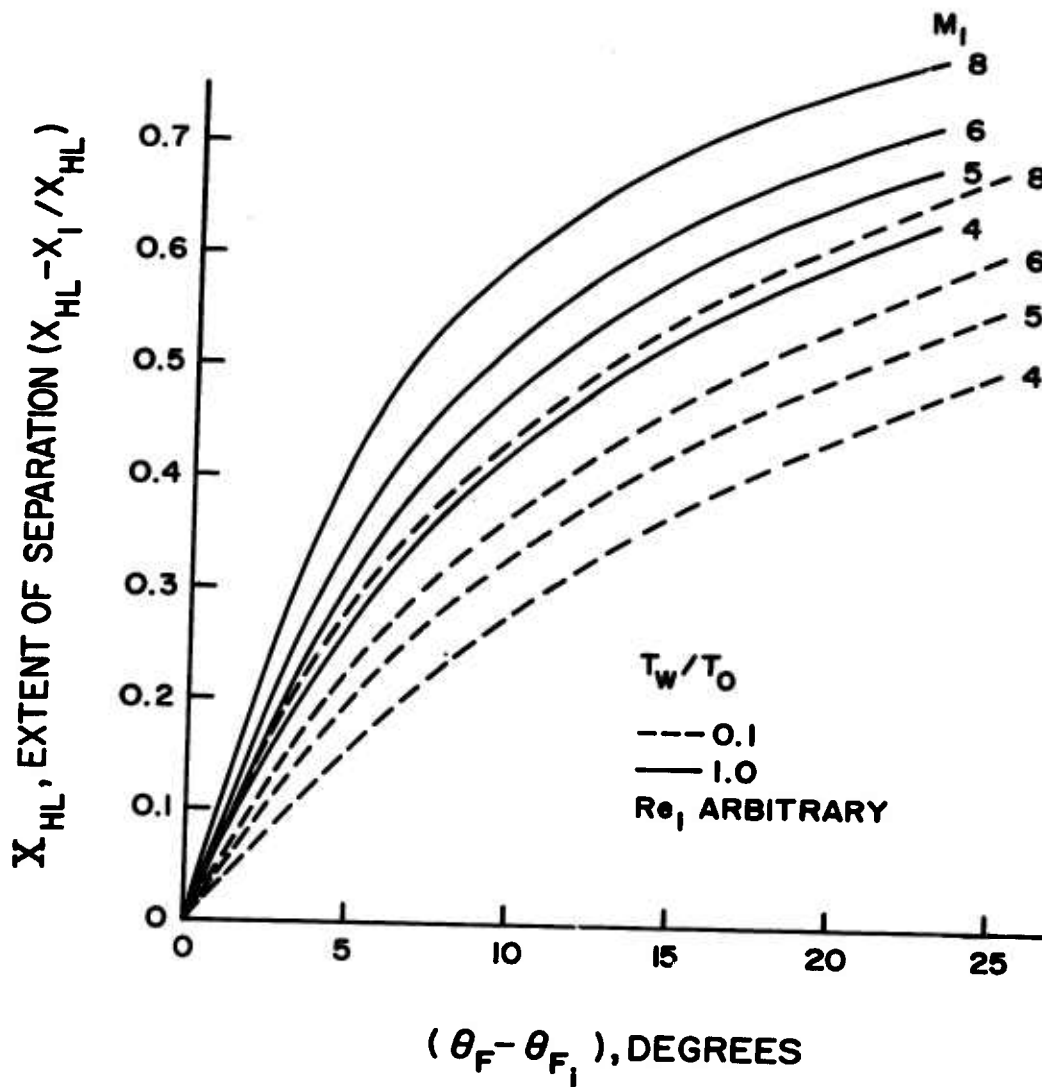


Figure 5. Mach Number and Wall Temperature Effects on the Extent of Separation.

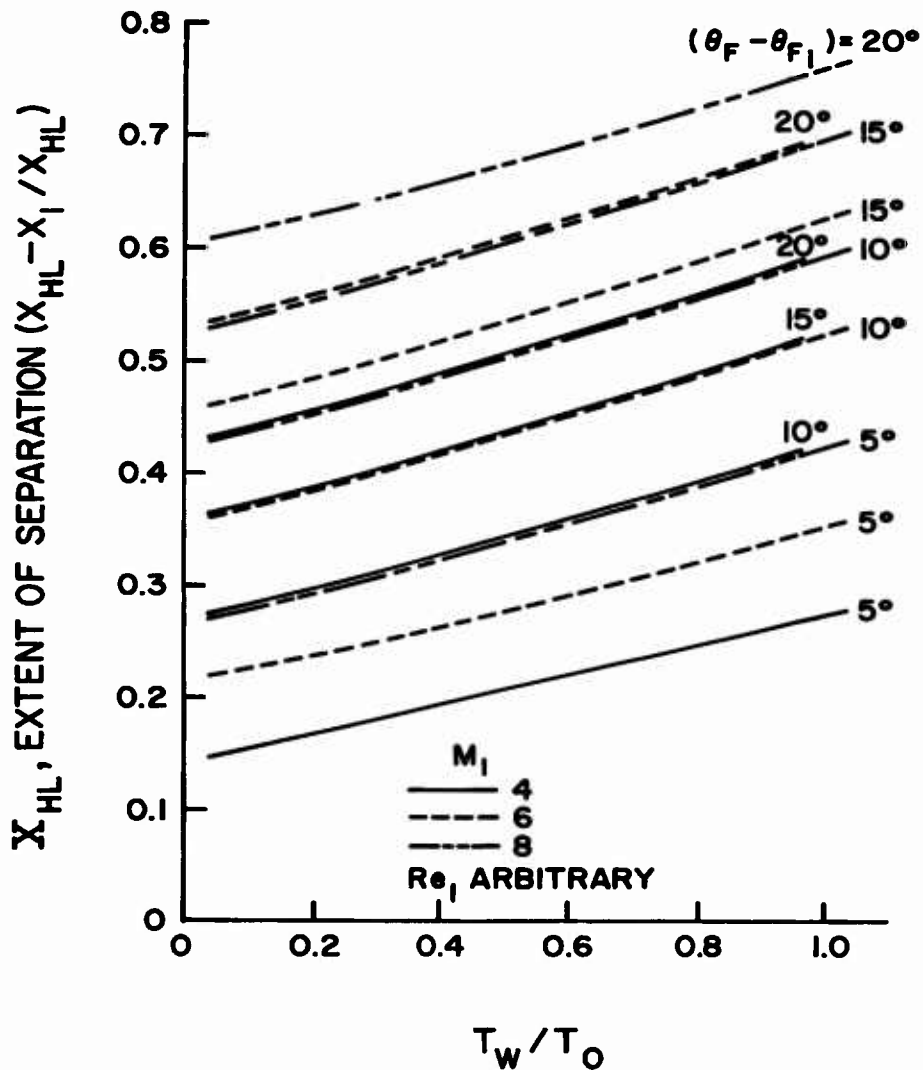


Figure 6. Summary of Wall Temperature Effects on the Extent of Separation.

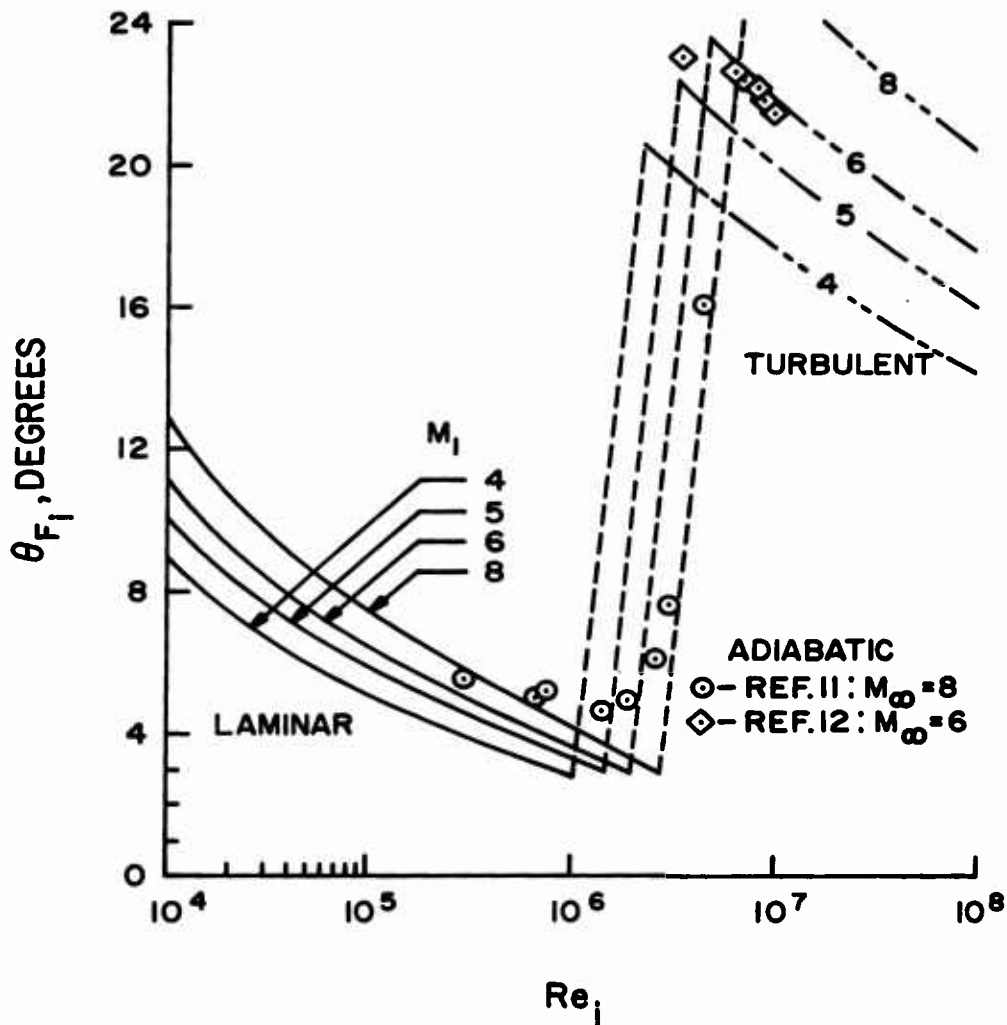


Figure 7. Predicted Incipient Compression Surface Deflection Angles for Laminar and Turbulent Flows.

Unclassified

Security Classification

DOCUMENT CONTROL DATA - R & D

(Security classification of title, body of abstract and indexing annotation must be entered when the overall report is classified)

1. ORIGINATING ACTIVITY (Corporate author) Systems Research Laboratories, Inc. Dayton, Ohio 45432		2a. REPORT SECURITY CLASSIFICATION <b>Unclassified</b>	
		2b. GROUP	
3. REPORT TITLE The Extent of Laminar, Two-Dimensional Boundary Layer Separation Due to a Compression Corner at Moderately Supersonic Speeds			
4. DESCRIPTIVE NOTES (Type of report and inclusive dates) Scientific Interim			
5. AUTHOR(S) (First name, middle initial, last name) Karlheinz O. W. Ball			
8. REPORT DATE January 1969		7a. TOTAL NO. OF PAGES 22	7b. NO. OF REFS 12
9a. CONTRACT OR GRANT NO. <del>XXXXXXXXXX</del> AF33(615)-2175		9b. ORIGINATOR'S REPORT NUMBER(S)	
b. PROJECT NO. 7064.			
c. DoD Element 61102F		9d. OTHER REPORT NO(S) (Any other numbers that may be assigned this report)	
d. DoD Subelement 681307		ARL 69-0013	
10. DISTRIBUTION STATEMENT 1. This document has been approved for public release and sale; its distribution is unlimited.			
11. SUPPLEMENTARY NOTES TECH OTHER		12. SPONSORING MILITARY ACTIVITY Aerospace Research Laboratories (ARR) Wright-Patterson AFB Ohio 45433	
13. ABSTRACT <p>A simple technique is presented for estimating the extent of separation of a two-dimensional laminar boundary layer including effects of Mach number, Reynolds number, and heat transfer. Quantitative effects of these parameters are discussed for moderately hypersonic speeds.</p>			

14. KEY WORDS	LINK A		LINK B		LINK C	
	ROLE	WT	ROLE	WT	ROLE	WT
Boundary Layer Separation						
Laminar Flows						
Compression Corner Flows						