

AD693253

July 1969
ECOM - 5259

AD

**A RAPIDLY CONVERGING ITERATIVE TECHNIQUE
FOR COMPUTING WIND COMPENSATION
LAUNCHER SETTINGS FOR UNGUIDED ROCKETS**

By
Louis D. Duncan
and
Bernard F. Engebos

ATMOSPHERIC SCIENCES LABORATORY
WHITE SANDS MISSILE RANGE, NEW MEXICO

This report has been approved
for publication and sale; its
distribution is unlimited.

Distribution of this
report is unlimited

ECOM
UNITED STATES ARMY ELECTRONICS COMMAND

D D C
RECEIVED
SEP 24 1969
RECEIVED

39

ACCESSION NO.	
CPSTI	WHITE SECTION <input checked="" type="checkbox"/>
DDC	BLUE SECTION <input type="checkbox"/>
UNANNOUNCED	<input type="checkbox"/>
JUSTIFICATION	
BY	
DISTRIBUTION AVAILABILITY CODES	
DIST.	AVAIL. and/or SPECIAL
/	

DDC AVAILABILITY NOTICE

Distribution of this report is unlimited.

DISPOSITION INSTRUCTIONS

Destroy this report when it is no longer needed. Do not return it to the originator.

**BLANK PAGES
IN THIS
DOCUMENT
WERE NOT
FILMED**

A RAPIDLY CONVERGING ITERATIVE TECHNIQUE FOR COMPUTING WIND
COMPENSATION LAUNCHER SETTINGS FOR UNGUIDED ROCKETS

By

Louis D. Duncan
Bernard F. Engebos

ECOM-5259

July 1969

DA Task 1T061102B53A-18

ATMOSPHERIC SCIENCES LABORATORY
WHITE SANDS MISSILE RANGE, NEW MEXICO

Distribution of this
report is unlimited.

ABSTRACT

This paper presents the development and evaluation of two algorithms for the determination of wind compensating launcher settings for unguided rockets. The algorithms are designed for use in an iterative trajectory simulation process and can be used to determine launch angles which will yield one of many possible trajectory objectives. One algorithm provides the first estimate as a function of the ballistic wind; the other controls the iteration.

Four test cases are presented to evaluate the technique. Sixteen different wind profiles were applied to four separate unguided rockets. Two different trajectory objectives were considered - nominal burnout attitude and nominal impact. The tests show that the process converges rapidly, usually requiring only one or two iterations.

CONTENTS

	PAGE
ABSTRACT -----	iii
INTRODUCTION -----	1
COORDINATE SYSTEMS AND TRANSFORMATIONS -----	1
DISCUSSION -----	3
EXPRESSIONS FOR ALGORITHM FUNCTIONS -----	4
EVALUATION OF THE PROCEDURE -----	6
CONCLUSIONS -----	16
BIBLIOGRAPHY -----	19
APPENDIX A. BALLISTIC WIND WEIGHTING -----	21

INTRODUCTION

The trajectory of an unguided rocket or projectile will be affected by the wind encountered during flight. This perturbation of the trajectory is commonly called wind effect. If one desires to obtain a predetermined value of a given trajectory objective (such as impact of a given booster, orientation of the velocity vector at burnout, etc.), it is necessary to determine a launcher setting which will compensate for the wind effect. The sophistication of the algorithms to determine these launcher settings depends not only on the specified trajectory objective but also on the rocket configuration and the nominal trajectory.

A first-order approximation of the wind effect may be obtained by a technique called "wind weighting." This technique is discussed in Appendix A. Several procedures [Lewis (1949), James and Harris (1960), Hennigh (1964), Duncan and Engebos (1966a, 1966b)] based on the wind weighting technique have been developed which give first-order approximations for the launcher settings required to compensate for the wind effect.

In the previous developments, the model was usually restricted to considering either a specific trajectory objective or a specific type of trajectory or both. This paper presents a procedure which allows for a much wider range of applicability.

The model presented herein has a twofold capability. An approximation for launcher settings based upon the wind weighting technique is developed. For missile projects which require more accurate computations, an iterative procedure is developed. The algorithms for the iteration converge rapidly; the wind-weighting-based model is used as a first approximation. The iterative procedure can also be used to refine the numerical values for the wind-weighting-based model. The use of the complete model as an operational tool requires a real-time computational capability (Duncan and Rachele, 1967).

COORDINATE SYSTEMS AND TRANSFORMATIONS

In this development it is assumed that the rocket trajectory is specified in a right-hand topocentric coordinate system (x, y, z) . The positive x -axis points east, and the positive y -axis points north. The azimuth angle, α , and the elevation angle, θ , are defined in Figure 1.

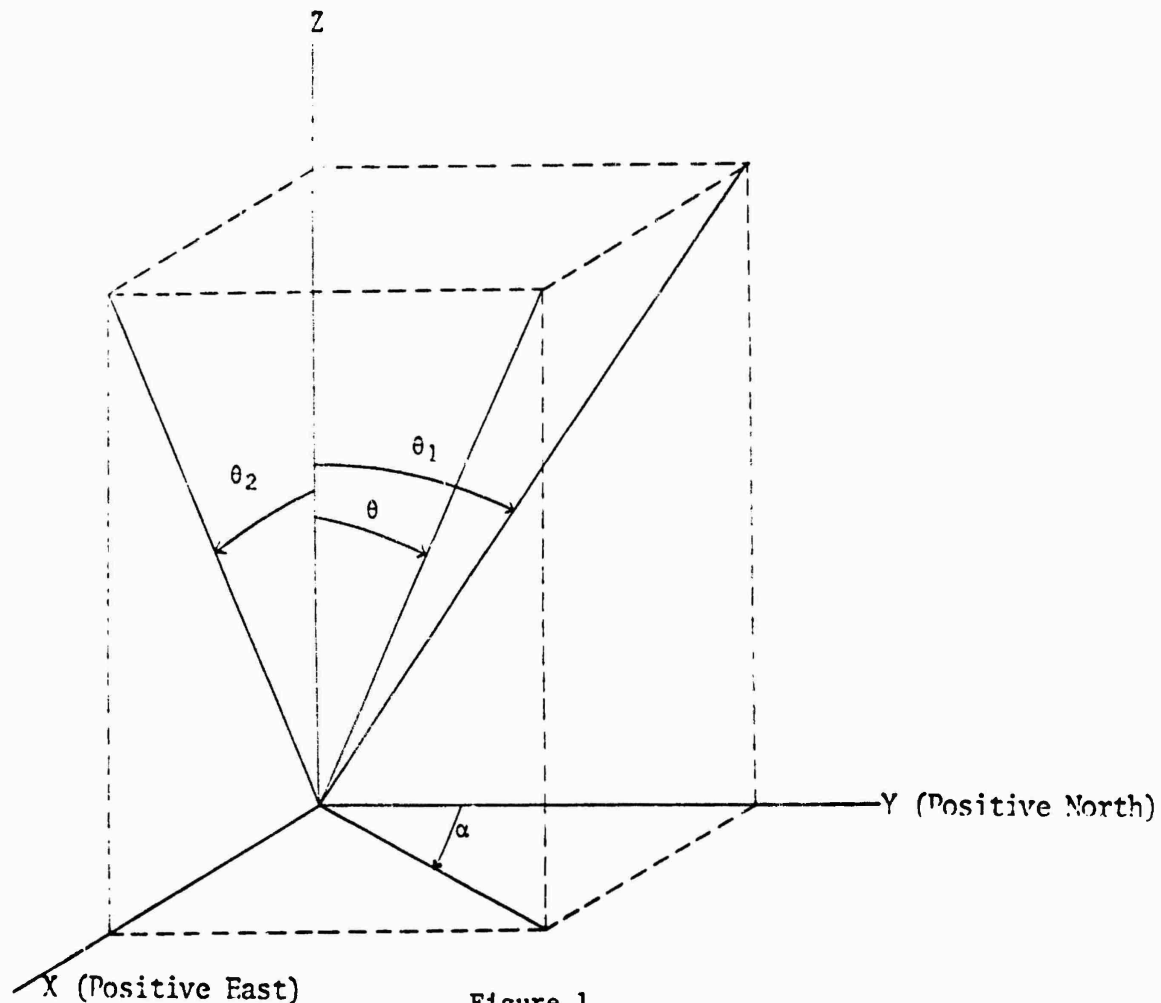


Figure 1.

The equations developed herein are based upon the angles θ_1 and θ_2 which are the components of the elevation angle in the y-z and x-z planes, respectively. There is, of course, a one-to-one correspondence between the pair (θ, α) and the pair (θ_1, θ_2) . The transformation equations are

$$\theta_1 = \tan^{-1}(\tan \theta \cos \alpha) \quad (1)$$

$$\theta_2 = \tan^{-1}(\tan \theta \sin \alpha)$$

and

$$\alpha = \tan^{-1}(\tan \theta_2 \cot \theta_1)$$

$$\theta = \tan^{-1}[\tan \theta_1 \cot^{-1}(\tan \theta_2 \cot \theta_1)] \quad (2)$$

$$= \tan^{-1}(\tan \theta_1 / \cos \alpha).$$

DISCUSSION

The launch angles required to compensate for wind effect depend upon the desired trajectory objective. These angles are determined by an iterative process of trajectory simulation. The first estimate is determined from the ballistic wind. A trajectory is computed using these angles. If the simulated objective is not within tolerance of nominal, a correction for launcher angles is determined from the error vector and a new trajectory is simulated. The iteration is continued until the tolerance is achieved. This procedure requires two algorithms, one for the first estimate and another for the iteration step.

The first estimate is based upon the ballistic wind. The algorithm for this estimate can be expressed in functional form by

$$\begin{aligned}\Delta\theta_1 &= f_1(W_x, W_y) \\ \Delta\theta_2 &= f_2(W_x, W_y)\end{aligned}\tag{3}$$

where W_x and W_y are the East-West, North-South ballistic winds, respectively, and $\Delta\theta_1$ and $\Delta\theta_2$ are required changes from nominal settings.*

The functional form for the iteration step is similar,

$$\begin{aligned}\Delta\theta_1 &= g_1(\alpha, \beta) \\ \Delta\theta_2 &= g_2(\alpha, \beta)\end{aligned}\tag{4}$$

where α and β are the component deviations from the nominal objective and $\Delta\theta_1$ and $\Delta\theta_2$ are the changes in the launcher settings required for the next iteration.

* When the procedure is used in a real-time meteorological system where launcher settings are computed for consecutive (timewise) wind profiles, W_x and W_y are replaced by the changes in the ballistic winds from the last profile and $\Delta\theta_1$ and $\Delta\theta_2$ become changes from the settings obtained for that profile.

Although the development presented herein is directed toward either of the following trajectory objectives:

- 1) Orientation of velocity vector at burnout, and
- 2) The x,y coordinates of the impact of either the afterbody or a prescribed booster, it is apparent that the procedure is applicable to many other constraints.

EXPRESSIONS FOR THE ALGORITHM FUNCTIONS

The development of the algorithms requires the determination of suitable expressions for f_1 , f_2 , g_1 and g_2 . Since there is little or no theoretical indication of the nature of these expressions, an empirical approach is indicated. Various types of expressions may be determined by a curve fitting procedure and then tested for accuracy and suitability. The empirical approach may, of course, yield entirely different functional forms for different missile configurations. The general procedure is, however, invariant. It consists of determining expressions for g_1 and g_2 , using these expressions in the determination of expressions for f_1 and f_2 , and finally, testing the algorithms.

The following paragraphs will discuss the expressions for f_1 , f_2 , g_1 and g_2 for the Athena missile. Other missile systems will be discussed in later sections.

To determine approximating expressions for g_1 and g_2 , several trajectory simulations were performed. Each of the trajectories was computed for no-wind conditions; various changes in the launch angles were used for the simulations. The pertinent information (for the determination of g_1 and g_2) was extracted from these simulations and is presented in Table I. An inspection of these results suggests that each of $\Delta\theta_{1b}$, $\Delta\theta_{2b}$, ΔX , and ΔY is approximately linear in each of the independent variables and that the contributions of the independent variables are approximately additive.

This observation suggests a least-squares fit of the generic form

$$g(\epsilon_1, \epsilon_2) = \alpha\epsilon_1 + \beta\epsilon_2 \quad (5)$$

where (ϵ_1, ϵ_2) represents either $(\Delta\theta_{1b}, \Delta\theta_{2b})$ or $(\Delta X, \Delta Y)$ as appropriate.

TABLE I. CHANGE IN BURNOUT ATTITUDE AND IMPACT FOR SPECIFIC CHANGES IN LAUNCH ANGLES (REGULAR ATHENA)

$\Delta\theta_1$	$\Delta\theta_2$	Burnout		Impact	
		$\Delta\theta_{1b}$	$\Delta\theta_{2b}$	ΔX	ΔY
(rad)	(rad)	(rad)	(rad)	(km)	(km)
.02	0	.057063	-.006082	14.48	34.85
-.02	0	.055821	.007035	-15.07	-27.98
0	-.02	.004602	-.066587	-54.77	-11.28
0	.02	-.005573	.065389	51.36	13.94
.01	.01	.028378	-.003154	7.32	16.63
-.01	0	-.028068	.003392	-7.46	-14.82
0	.01	-.002662	.032854	26.14	6.69
0	-.01	.002420	-.033154	-27.00	-5.93
-.01	-.01	-.025603	-.030040	-33.84	-20.98
-.01	.01	-.030780	.036510	18.08	-8.01
.01	-.01	.030747	-.036046	-20.28	10.82
.01	.01	.025773	.029452	34.04	23.06

The departures from linearity and additivity may be investigated by fitting the form

$$g(\epsilon_1, \epsilon_2) = a\epsilon_1^2 + b\epsilon_1 + c\epsilon_2^2 + d\epsilon_2 + e\epsilon_1 \epsilon_2. \quad (6)$$

Equation (5) will be referred to as the bilinear fit while (6) will be called quadratic. Each expression provides a good fit to the data in the sense that the residuals are small. The residuals for Eq. (6) are, as would be expected, somewhat smaller. Tests revealed that either of these forms provides a suitable algorithm for the iteration. These tests will be discussed in detail in a later section.

A similar procedure was used to determine expressions for f_1 and f_2 . Trajectory simulations were made with various values of ballistic winds introduced into the calculations. The iterative procedure was used to determine the launcher angles required to compensate for the effect of winds. The results of these simulations are shown in Table II. As before, the quadratic and bilinear forms were fit to the data. The independent variables in this case were the components of ballistic wind, (W_x, W_y) . An examination of the residuals indicated that both forms provided a good fit to the data.

EVALUATION OF THE PROCEDURE

Since the equations developed in the preceding section cannot be verified by theoretical techniques, an empirical test of their accuracy is dictated. This section describes the tests and presents the results therefrom.

Sixteen different wind profiles were used in the evaluation. Some of these profiles were measured during missile support operations at White Sands Missile Range while the others are hypothetical. These wind data are shown in Figures 2, 3, 4 and 5. It should be observed that there is considerable variation among the profiles; hence, it is believed that, collectively, they provide a good test for the evaluation of the algorithms.

To show that the algorithms are not restricted to a given missile configuration and to investigate the possibility of using a missile-invariant form for the algorithm expressions, four different rockets were used in the evaluation. These were: two configurations of the Athena which have

TABLE II. CHANGE IN LAUNCH ANGLE REQUIRED TO COMPENSATE FOR SPECIFIED BALLISTIC WIND TO MATCH EITHER NOMINAL IMPACT OR BURNOUT ATTITUDE (REGULAR ATHENA)

W_x (mps)	W_y	Burnout		Impact	
		$\Delta\theta_1$ (rad)	$\Delta\theta_2$ (rad)	$\Delta\theta_1$ (rad)	$\Delta\theta_2$ (rad)
5	0	-.000210	-.034690	-.000702	-.034263
- 5	0	.000287	.034524	.000404	.034279
0	5	-.033055	-.000243	-.032452	.000455
0	- 5	.033326	.000198	.032233	.000621
5	5	-.033193	-.035085	-.032940	-.034928
5	- 5	.033038	-.034346	.031432	-.033492
- 5	5	-.032857	.034437	-.031932	.033869
- 5	- 5	.033696	.034580	.032871	.034731
10	0	-.000350	-.069480	-.001356	-.068608
-10	0	.000642	.068824	.001039	.068255
0	10	-.065791	-.000527	-.064460	-.001021
0	-10	.066858	.000354	.064703	.001243

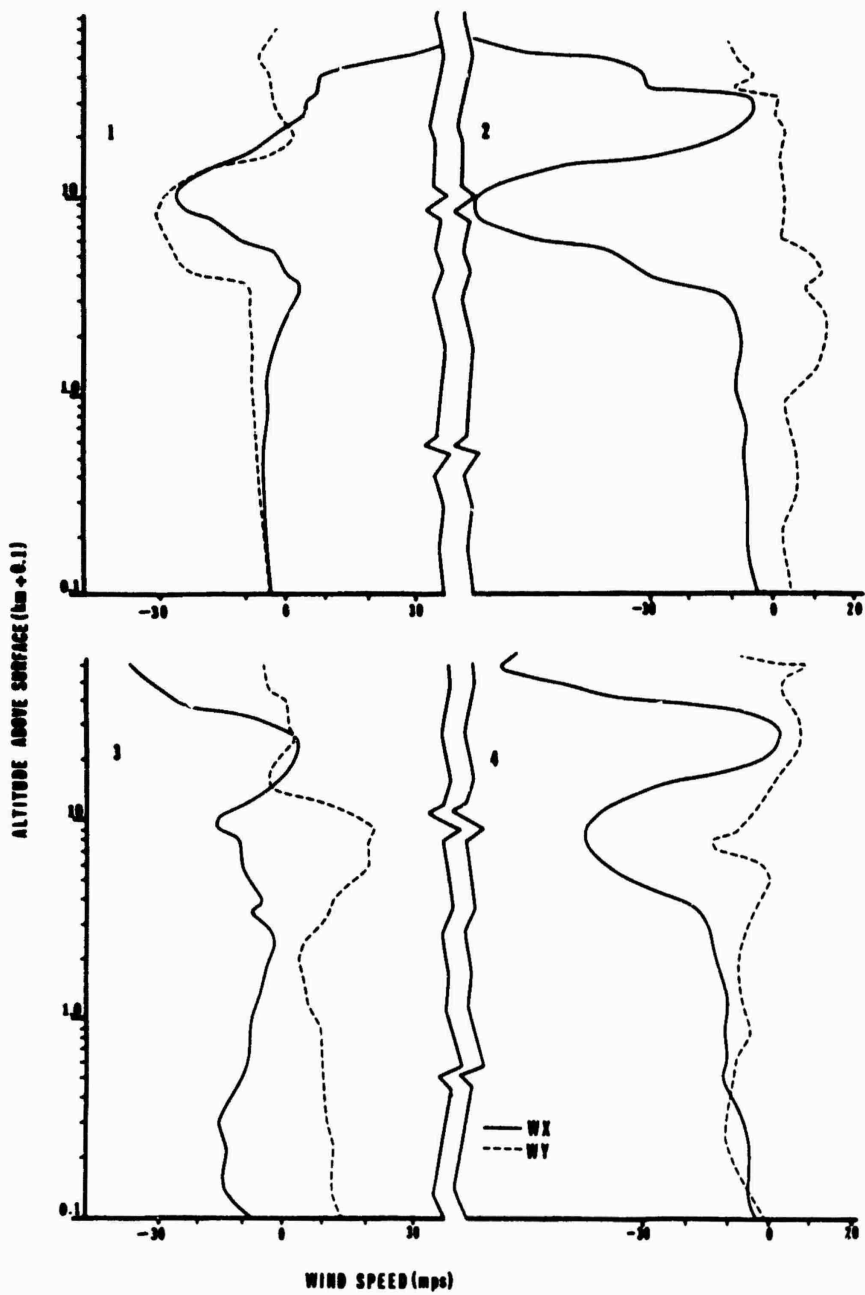


FIGURE 2. Wind Profiles Used in the Evaluation.

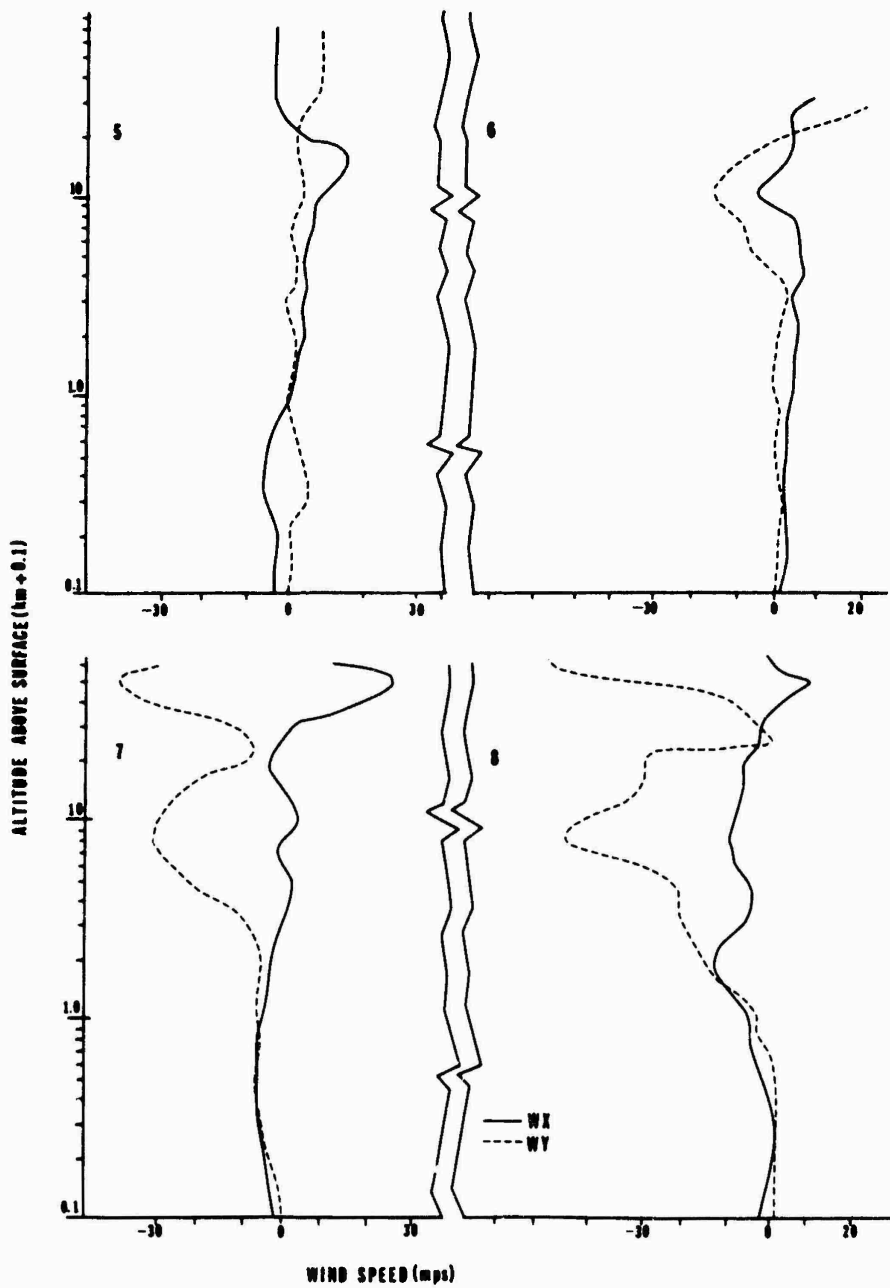


FIGURE 3. Wind Profiles Used in the Evaluation.

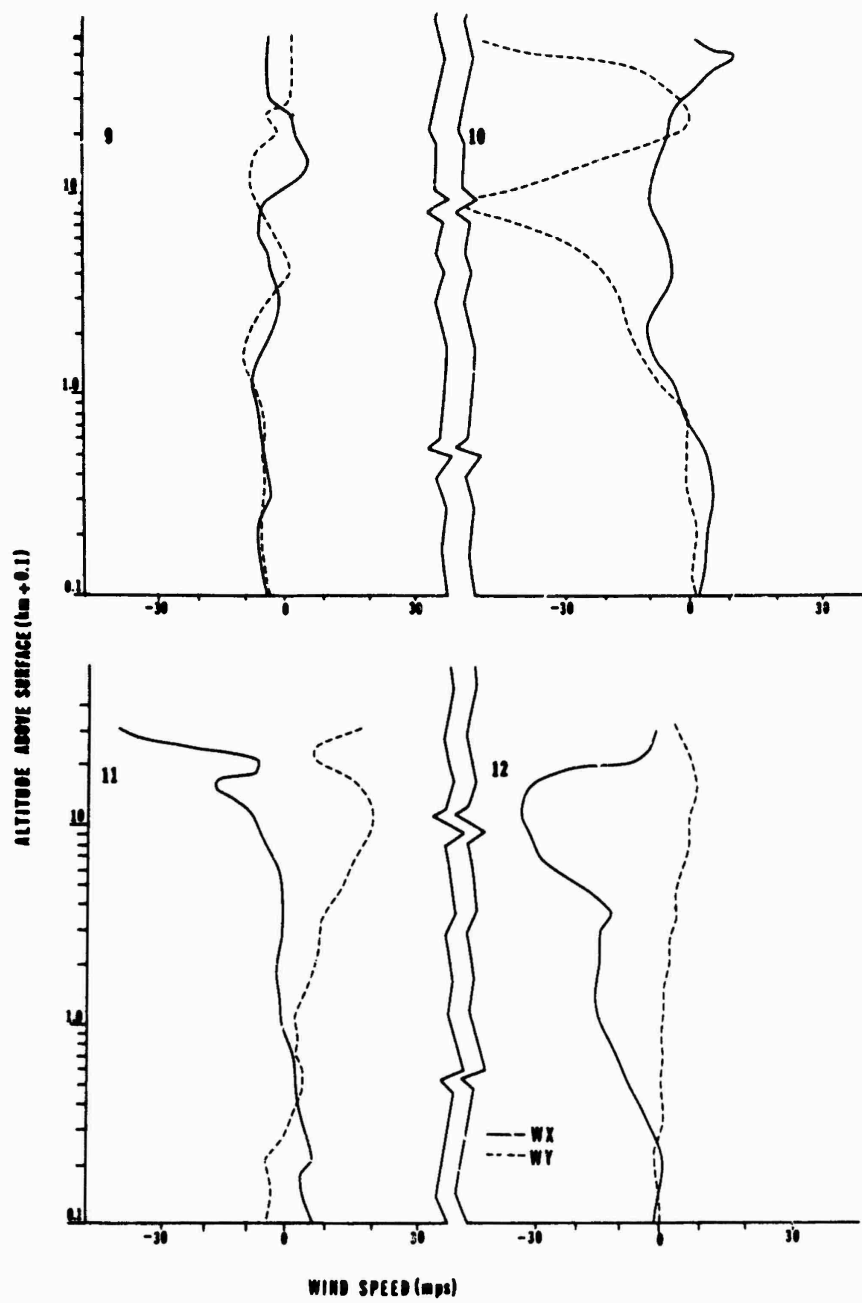


FIGURE 4. Wind Profiles Used in the Evaluation.

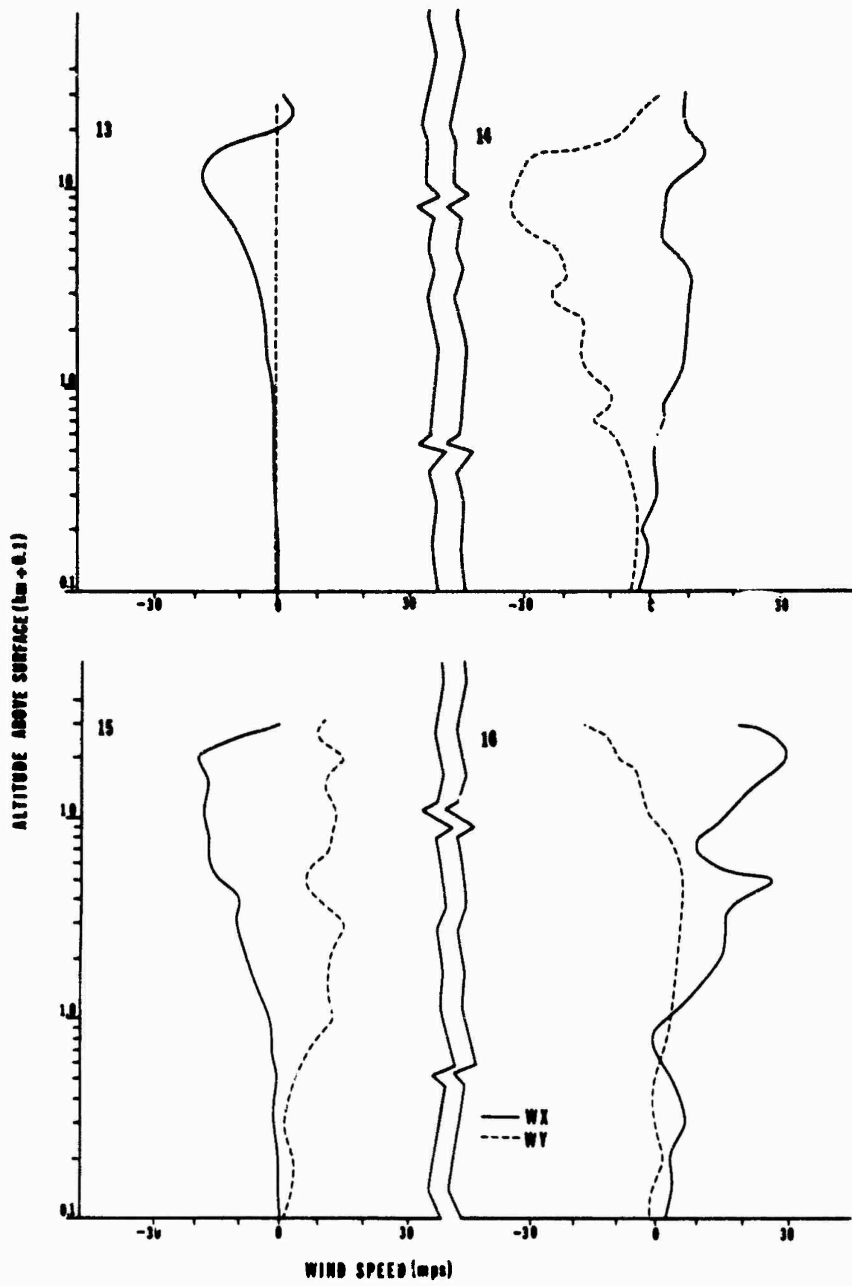


FIGURE 5. Wind Profiles Used in the Evaluation.

quite different nominal trajectories; the Aerobee-350; and the Ballistic Missile Target System (BMTS). A short description of each will be given in the following paragraphs.

Two independent iterations were performed. The first was to match nominal impact; the second was to match nominal burnout angles. A convergence tolerance of 1500 meters was selected for the impact iteration except for one case, the "regular" Athena where a tolerance of 300 meters was used. This smaller tolerance was used to show the speed with which the iteration converges. Compatible tolerances, which differed for each rocket, were used for the iterations to burnout angles.

The first and most exhaustive test was performed on the "regular" Athena. This is a typical configuration of several slightly different Athena missiles fired from Green River, Utah, to impact on White Sands Missile Range. The Athena is a two-stage (for the ascent trajectory) unguided rocket which is fired at a nominal elevation angle of approximately 13.5 degrees and achieves an apogee of approximately 250 kilometers and a range of 725 kilometers.

Both the quadratic and bilinear equations were used to perform the iterations; these were performed as independent cases. The results are shown in Tables III and IV. Two things should be observed from these results. First, both expressions provide rapid convergence. Second, there is no significant difference in the results obtained from the two expressions. This suggests the use of the simpler bilinear equations.

Only the results from the use of the bilinear equations are presented for each of the other three test cases. In every instance the iteration converged rapidly - frequently converging on the first estimate.

The Aerobee-350, used for the second test case, is a two-stage unguided high-altitude probe which is fired nearly vertical (elevation angles between 2 and 3 degrees). The nominal range and altitude vary between 100 and 150 km and 320 and 400 km, respectively. The results for this test are presented in Table V.

A special Athena trajectory requirement was the subject of the third test case. The nominal elevation angle for this trajectory is 18.534 degrees. This is near, but below, the critical angle of 17.6 degrees. (The critical angle is defined to be the elevation angle which results in maximum horizontal range under no-wind conditions.) The nominal range for this trajectory is 718.6 kilometers while the maximum (no-wind) range is 721.2 kilometers. The nominal impact could not be obtained for wind profiles 7, 8, 10, and 14. It was determined that the maximum range for these profiles was 715.6, 716.4, 715.6 and 713.1 kilometers, respectively. This decrease in maximum range is caused primarily by the

TABLE III. TEST CASE I, REGULAR ATHENA ITERATION TO IMPACT

Run	B.W. (mps)	Quadratic Equations				Bilinear Equations			
		θ_{1L} (rad)	θ_{2L} (rad)	X (km)	Y (km)	θ_{1L} (rad)	θ_{2L} (rad)	X (km)	Y (km)
	Nominal	-.2121	.1151	306.2	-643.7	-.2121	.1151	306.2	-643.7
1	- 4.15	-.1468	.1479	304.6	-643.5	-.1470	.1480	304.8	-643.7
	- 8.93	-.1473	.1473	306.2	-643.7	-.1472	.1486	306.1	-643.7
2	-12.91	-.2481	.2135	299.9	-647.1	-.2473	.2133	299.9	-646.0
	5.11	-.2467	.2155	306.6	-643.8	-.2467	.2155	306.6	-643.7
		-.2466	.2153	306.1	-643.7	-.2466	.2153	306.1	-643.7
3	-11.29	-.2881	.2011	305.2	-644.1	-.2871	.2002	303.6	-643.1
	10.59	-.2879	.2014	306.2	-643.7	-.2879	.2014	306.2	-643.7
4	-12.14	-.1602	.2082	300.9	-648.2	-.1602	.2090	303.0	-647.8
	- 6.95	-.1578	.2095	306.2	-643.8	-.1578	.2095	306.2	-643.8
5	- 1.29	-.2274	.1248	307.3	-642.5	-.2274	.1247	307.3	-642.5
	2.14	-.2281	.1245	306.2	-643.7	-.2281	.1245	306.2	-643.7
6	2.22	-.2075	.0982	306.0	-643.4	-.2075	.0982	306.0	-643.4
	- 0.68								
7	- 2.48	-.1731	.1349	299.7	-643.3	-.1732	.1342	299.8	-643.4
	- 5.34	-.1746	.1378	306.3	-643.7	-.1745	.1377	306.1	-643.5
8	- 3.28	-.1569	.1411	304.4	-641.7	-.1571	.1412	304.5	-641.7
	- 7.55	-.1587	.1423	306.1	-643.6	-.1587	.1423	306.1	-643.6
9	- 5.40	-.1703	.1570	306.1	-643.7	-.1704	.1572	306.6	-643.7
	- 5.67					-.1703	.1570	306.2	-643.7
10	- 0.13	-.1672	.1170	299.5	-644.4	-.1672	.1169	299.3	-644.5
	- 6.21	-.1678	.1197	306.1	-643.5	-.1677	.1196	306.0	-643.4
11	0.44	-.2272	.1115	306.6	-644.7	-.2272	.1115	306.6	-644.7
	2.09	-.2264	.1111	306.2	-643.6	-.2255	.1111	306.2	-643.7
12	-10.13	-.2091	.1925	301.5	-646.6	-.2088	.1927	302.3	-646.0
	- 0.26	-.2078	.1939	306.3	-643.7	-.2078	.1939	306.3	-643.7
13	- 1.69	-.2119	.1281	304.3	-644.5	-.2119	.1281	304.3	-644.5
	0.01	-.2116	.1287	306.2	-643.7	-.2116	.1287	306.2	-643.7
14	2.55	-.1377	.0972	305.6	-642.9	-.1376	.0969	304.7	-643.1
	-10.36	-.1384	.0976	306.1	-643.6	-.1383	.0976	306.2	-643.7
15	- 3.66	-.2602	.1425	305.8	-644.3	-.2600	.1423	305.3	-644.2
	6.71	-.2598	.1426	306.2	-643.6	-.2598	.1426	306.2	-643.7
16	8.10	-.2312	.0525	306.5	-641.8	-.2311	.0528	307.6	-641.5
	2.48	-.2325	.0528	306.2	-643.7	-.2325	.0527	306.2	-643.6

TABLE IV. TEST CASE I, REGULAR ATHENA ITERATION TO BURNOUT ANGLES (RADIAN)

Run	B.W. (mps)	Quadratic Equations				Bilinear Equations			
		θ_{1L}	θ_{2L}	θ_{1b}	θ_{2b}	θ_{1L}	θ_{2L}	θ_{1b}	θ_{2b}
	Nominal	-.2121	.1151	-.6597	.3753	-.2121	.1151	-.6597	.3753
1	- 4.15	-.1449	.1472	-.6620	.3745	-.1456	.1477	-.6640	.3762
	- 8.93	-.1441	.1476	-.6598	.3753	-.1441	.1476	-.6599	.3754
2	-12.91	-.2490	.2145	-.6635	.3657	-.2493	.2147	-.6642	.3666
	5.11	-.2475	.2176	-.6598	.3758	-.2474	.2175	-.6598	.3758
3	-11.29	-.2896	.2022	-.6617	.3755	-.2901	.2019	-.6631	.3748
	10.59	-.2889	.2022	-.6597	.3753	-.2889	.2022	-.6596	.3753
4	-12.14	-.1589	.2081	-.6632	.3674	-.1598	.2094	.6663	.3723
	- 6.95	-.1574	.2106	-.6600	.3757	-.1574	.2105	.6599	.3754
5	- 1.29	-.2279	.1250	-.6589	.3733	-.2279	.1250	-.6589	.3772
	2.14	-.2283	.1244	-.6598	.3753	-.2283	.1244	-.6598	.3753
6	2.22	-.2064	.0976	-.6597	.3753	-.2064	.0976	-.6597	.3753
	- 0.68								
7	- 2.48	-.1721	.1346	-.6663	.3712	-.1723	.1347	-.6670	.3718
	- 5.34	-.1696	.1361	-.6601	.3754	-.1696	.1361	-.6602	.3754
8	- 3.28	-.1553	.1406	-.6625	.3761	-.1558	.1409	-.6639	.3772
	- 7.55	-.1544	.1404	-.6599	.3754	-.1544	.1404	-.6599	.3754
9	- 5.40	-.1693	.1568	-.6608	.3764	-.1697	.1572	-.6619	.3778
	- 5.67	-.1690	.1565	-.6597	.3753	-.1690	.1565	-.6598	.3753
10	- 0.13	-.1657	.1164	-.6666	.3705	-.1660	.1164	-.6673	.3707
	- 6.21	-.1632	.1181	-.6600	.3753	-.1632	.1181	-.6601	.3753
11	0.44	-.2276	.1116	-.6576	.3732	-.2276	.1116	-.6577	.3733
	2.09	-.2283	.1121	-.6598	.3754	-.2283	.1121	-.6598	.3754
12	-10.13	-.2094	.1931	-.6604	.3682	-.2096	.1935	-.6611	.3698
	- 0.26	-.2089	.1953	-.6598	.3756	-.2089	.1952	-.6598	.3755
13	- 1.69	-.2120	.1282	-.6602	.3724	-.2120	.1282	-.6602	.3724
	0.01	-.2188	.1291	-.6598	.3753	-.2118	.1291	-.6598	.3753
14	2.55	-.1347	.0959	-.6641	.3779	-.1354	.0959	-.6658	.3779
	-10.36	-.1332	.0953	-.6599	.3754	-.1333	.0953	-.6600	.3754
15	3.66	-.2614	.1432	-.6595	.3723	-.2616	.1431	-.6580	.3720
	6.71	-.2622	.1440	-.6598	.3753	-.2622	.1441	-.6598	.3753
16	8.10	-.2307	.0519	-.6590	.3770	-.2310	.0523	-.6599	.3786
	2.48	-.2310	.0513	-.6598	.3753	-.2310	.0513	-.6597	.3752

TABLE V. APPLICATION OF BILINEAR EQUATIONS TO AEROBEE 350

Run	BW (mps)		To Burnout				To Impact			
	BW _x	BW _y	ϵ_{1L}	θ_{2L}	θ_{1b}	θ_{2b}	θ_{1L}	θ_{2L}	X	Y
			(rad)	(rad)	(rad)	(rad)	(rad)	(rad)	(km)	(km)
	Nominal		.0348	.0065	.0845	.0081	.0348	.0065	-.1	102.0
1	- 4.96	- 9.13	.1108	.0478	.0850	.0078	.1107	.0478	-.5	102.7
2	-14.23	4.86	-.0055	.1251	.0849	.0081	-.0055	.1250	.6	102.3
3	-11.58	10.85	-.0554	.1031	.0837	.0100	-.0553	.1030	2.1	101.0
			-.0551	.1023	.0845	.0081	-.0549	.1022	-.1	102.0
4	-11.99	- 7.49	.0972	.1064	.0855	.0078	.0971	.1063	-.1	102.9
5	- 0.60	1.97	.0184	.0115	.0856	.0082	.0185	.0115	-0.0	103.3
6	2.33	- 0.91	.0424	-.0129	.0841	.0078	.0424	-.0129	-.4	101.7
7	- 2.36	- 6.25	.0868	.0262	.0836	.0073	.0868	.0262	-1.0	101.3
8	- 3.47	- 7.55	.0977	.0354	.0850	.0082	.0976	.0353	-.1	102.9
9	- 5.35	- 5.86	.0837	.0511	.0253	.0085	.0836	.0510	.3	102.9
10	- 0.22	- 6.59	.0997	.0083	.0837	.0075	.0896	.0083	-.7	101.4
11	0.61	1.40	.0232	.0013	.0851	.0075	.0233	.0014	-.6	102.5
12	- 9.78	- 0.23	.0368	.0880	.0849	.0074	.0368	.0879	-.7	102.3
13	- 2.11	- 0.01	.0349	.0241	.0845	.0077	.0349	.0241	-.4	102.0
14	2.15	-10.68	.1237	-.0115	.0845	.0085	.1236	-.0114	.4	102.1
15	- 4.36	- 7.20	-.0250	.0429	.0842	.0075	-.0250	.0428	-.6	101.4
16	9.50	2.75	.0119	-.0726	.0847	.0076	.0119	-.0725	-.9	102.2

increased drag and lift due to a head wind. The results of this test are presented in Table VI.

The final test case was for the BMTS vehicle. This is a two-stage unguided rocket fired at a nominal elevation angle of 30.2 degrees (for the case considered here), resulting in nominal range and altitude of 293 kilometers and 89.4 kilometers, respectively. The nominal elevation angle is considerably below critical angle. The results of this test are presented in Table VII.

CONCLUSIONS

A rapidly converging iterative technique to compute wind-compensated launcher settings for unguided rockets was developed and discussed. This technique is applicable to a wide range of possible trajectory objectives-specified attitude at a given time, space point, specified booster impact, etc.

The procedure consists of two algorithms. The first provides an initial estimate for the launcher setting as a function of the ballistic wind, and as such, it is easily adaptable to field operations. The second algorithm, the iterative step, converges rapidly (one or two passes) to the desired objective.

Sixteen wind profiles were used in four separate test cases to provide an evaluation of the procedure. Two different functional forms for the algorithms were investigated - a quadratic form and a bilinear form. Two specific trajectory objectives were considered in each test case - nominal burnout attitude and nominal impact. In each test the iteration converged rapidly to the desired objective. There appeared to be no significant difference between the results obtained from the quadratic and bilinear equations.

TABLE VI. TEST CASE 3, APPLICATION OF BILINEAR EQUATIONS TO LOW ANGLE ATHENA

Run	B.W. (mps)	To Burnout				To Impact			
		θ_{1L} (rad)	θ_{2L} (rad)	θ_{1b} (rad)	θ_{2b} (rad)	θ_{1L} (rad)	θ_{2L} (rad)	X (km)	Y (km)
	Nominal	-.2871	.1577	-.8818	.5732	-.2871	.1151	325.1	-640.4
1	- 4.23	-.2190	.1912	-.8901	.5723	-.2063	.1844	320.3	-640.7
	- 8.56	-.2158	.1923	-.8823	.5735	-.1985	.1822	324.1	-639.4
2	-11.79	-.3194	.2574	-.8812	.5646	-.3238	.2586	325.5	-643.4
	5.04	-.3193	.2600	-.8820	.5741	-.3309	.2628	325.8	-639.4
3	-11.29	-.3639	.2542	-.8901	.5739	-.3650	.2549	323.9	-643.1
	10.77	-.3607	.2548	-.8815	.5733	-.3693	.2583	325.2	-640.2
4	-11.14	-.2268	.2495	-.8858	.5738	-.2179	.2432	324.2	-644.4
	- 7.05	-.2253	.2497	-.8819	.5733	-.2254	.2485	326.9	-640.9
						-.2283	.2492	325.5	-640.7
5	- 1.52	-.3024	.1705	-.8852	.5759	-.3044	.1716	324.5	-639.9
	2.08								
6	2.17	-.2852	.1385	-.8844	.5716	-.2835	.1377	323.4	-640.7
	- .43					-.2805	.1370	324.9	-640.5
7	- 2.26	-.2527	.1754	-.8842	.5532	Solution does not exist			
	- 4.31	-.2508	.1818	-.8820	.5735	Solution does not exist			
8	- 3.54	-.2317	.1856	-.8868	.5717	Solution does not exist			
	- 6.96	-.2297	.1865	-.8822	.5734	Solution does not exist			
9	- 5.49	-.2403	.2023	-.8877	.5801	-.2343	.1986	326.0	-640.1
	- 5.69	-.2384	.2008	-.8821	.5731				
10	.16	-.2470	.1549	-.8840	.5519	Solution does not exist			
	- 5.23	-.2451	.1617	-.8820	.5733	Solution does not exist			
11	.63	-.2999	.1523	-.8779	.5755	-.3006	.1527	331.3	-641.5
	1.60	-.3015	.1512	-.8820	.5732	-.3109	.1555	324.4	-640.4
12	- 9.37	-.2791	.2359	-.8760	.5640	-.2811	.2358	325.2	-644.7
	- .38	-.2809	.2382	-.8820	.5736	-.2902	.2416	325.5	-640.1
13	- 1.42	-.2865	.1692	-.8806	.5674	-.2872	.1695	324.5	-642.5
	.01	-.2867	.1709	-.8819	.5733	-.2908	.1721	325.2	-640.2
14	2.25	-.2138	.1365	-.8954	.5711	Solution does not exist			
	- 9.71	-.2084	.1385	-.8827	.5733	Solution does not exist			
15	- 3.36	-.3354	.1868	-.8779	.5707	-.3384	.1887	329.7	-643.3
	6.50	-.3368	.1872	-.8820	.5732	-.3501	.1933	324.4	-639.7
16	8.01	-.3099	.0904	-.8843	.5707	-.3052	.0879	324.9	-640.1
	2.37								

TABLE VII. TEST CASE IV, APPLICATION OF BILINEAR EQUATIONS TO BMTS

Run	B.W. (mps)	To Burnout				To Impact			
		θ_{1L} (rad)	θ_{2L} (rad)	θ_{1b} (rad)	θ_{2b} (rad)	θ_{1L} (rad)	θ_{2L} (rad)	X (km)	Y (km)
	Nominal	-.3965	.3842	-.6056	.5837	-.3965	.3842	199.2	-215.1
1	- 6.37	-.3580	.4286	-.6153	.5859	-.3543	.4292	198.3	-214.1
	- 6.37	-.3513	.4279	-.6056	.5843				
2	-11.12	-.4301	.4613	-.6231	.5808	-.4371	.4759	198.6	-217.2
	3.56	-.4177	.4650	-.6054	.5858	-.4418	.4845	199.0	-215.1
3	-12.43	-.4900	.4701	-.6293	.5885	-.5052	.4939	197.3	-214.5
	12.12	-.4738	.4688	-.6054	.5854	-.4931	.4848	199.4	-215.4
4	- 8.11	-.3660	.4407	-.6184	.5863	-.3638	.4439	200.1	-216.3
	- 5.41	-.3572	.4399	-.6058	.5846				
5	- 1.88	-.4051	.3972	-.6067	.5853	-.4066	.4001	199.7	-214.9
	1.02								
6	0.56	-.3854	.3804	-.6047	.5831	-.3939	.3784	199.2	-215.2
	- 1.54								
7	- 0.62	-.3894	.3886	-.6031	.5826	-.3886	.3882	199.2	-213.1
	- 1.11					-.3810	.3779	198.7	-214.5
8	- 3.53	-.3688	.4089	-.6095	.5818	-.3659	.4083	198.0	-214.5
	- 4.46								
9	- 4.81	-.3594	.4178	-.6129	.5879	-.3556	.4172	200.0	-215.4
	- 5.97	-.3547	.4154	-.6058	.5839				
10	2.17	-.3819	.3692	-.5968	.5827	-.3795	.3652	200.3	-212.8
	- 1.86	-.3880	.3690	-.6058	.5833	-.3762	.3566	198.5	-214.2
11	2.13	-.3851	.3694	-.6035	.5837	-.3831	.3660	200.5	-216.7
	- 1.40								
12	- 6.63	-.3974	.4303	-.6159	.5813	-.3990	.4364	199.2	-214.0
	- 0.67	-.3900	.4300	-.6057	.5845	-.4061	.4462	199.3	-215.2
13	- 1.69	-.3965	.3959	-.6088	.5821	-.3988	.3977	199.1	-216.1
	0.05								
14	- 0.25	-.3474	.3862	-.6053	.5836	-.3410	.3798	198.1	-213.6
	- 7.18					-.3296	.3686	198.4	-214.1
15	- 1.84	-.4267	.3969	-.6088	.5838	-.4311	.4026	200.7	-216.9
	4.18					-.4453	.4161	199.2	-215.2
16	6.20	-.3931	.3411	-.5975	.5847	-.3913	.3350	199.4	-214.6
	0.25	-.3988	.3396	-.6056	.5834				

BIBLIOGRAPHY

- Duncan, Louis D., and Bernard F. Engebos, "Techniques for Computing Launcher Settings for Unguided Rockets," ECOM-5077, Atmospheric Sciences Laboratory, White Sands Missile Range, New Mexico, 1966.
- Engebos, Bernard F., and Louis D. Duncan, "A Nomogram for Field Determination of Launcher Angles for Unguided Rockets," ECOM-5088, Atmospheric Sciences Laboratory, White Sands Missile Range, New Mexico, 1966.
- Hennigh, Keith E., "Field Wind Weighing and Impact Prediction for Unguided Rockets," NASA, Washington, D. C., 1964.
- James, Robert L., Jr., and Ronald J. Harris, "Calculation of Wind Compensation for Launching of Unguided Rockets," Langley Research Center, Langley Field, Virginia, 1960.
- Lewis, J. V., "The Effect of Wind and Rotation of the Earth on Unguided Rockets," Ballistic Research Laboratory, Aberdeen Proving Ground, Maryland, 1949.
- Walter, Dr. Everett L., "Six-Variable Ballistic Model for a Rocket," MM-445, Missile Meteorology Division, U. S. Army Signal Missile Support Agency, White Sands Missile Range, New Mexico, 1962.
- Wilson, G. G., "A Technique for Predicting Nonlinear Wind Compensation of Ballistic Rocket Systems," Sandia Laboratories, Albuquerque, New Mexico, 1967.

APPENDIX A

BALLISTIC WIND WEIGHTING

The technique of wind weighting is the usual method of determining first-order effects of the wind on the trajectory of an unguided rocket. One of the earliest discussions of this procedure was given by Lewis (1949) who also presented a procedure for calculating the information required by the weighting technique. Since Lewis' original paper, many improvements have been made in the trajectory simulation algorithms required to calculate the constants for the wind weighting. A discussion of the algorithms for simulation would require a lengthy discourse of flight dynamics and aerodynamics and will, therefore, be omitted. A partial bibliographical listing of the theoretical development of these algorithms is presented in the references.

This appendix will discuss the techniques, assumptions, and limitations of wind weighting and present the basic procedure for computing the required constants. The availability of a computer simulation program capable of determining the trajectory for a given set of conditions is assumed.

Wind velocity is ordinarily a function of altitude. A wind profile is defined to be the triple $(W_x(z), W_y(z), z)$ where z is altitude and $W_x(z), W_y(z)$ are the x and y components of wind at height z .

Wind weighting is based upon two fundamental concepts - the ballistic wind and the unit wind effect. The ballistic wind is that constant wind (as a function of altitude) which has the same first-order effect on the rocket (trajectory) as the actual wind profile. The unit wind effect is the wind effect of a constant unit wind. A concept closely associated with, and required for the computation of, the ballistic wind is the wind weighting curve. Let $f(z)$ be the wind effect for a wind profile consisting of a uniform unit wind up to altitude z and a zero wind above z . The wind weighting function, $g(z)$, is $f(z)$ divided by the unit wind effect; the graph of $g(z)$ is the wind weighting curve. The derivative $g'(z) = dg(z)/dz$ is the wind weighting factor function.

The ballistic wind is determined from the wind profile by the integrals

$$BW_x = \int W_x(z)g'(z)dz$$

$$BW_y = \int W_y(z)g'(z)dz.$$

In practice the integrals are usually replaced by finite sums. The atmosphere is divided into horizontal strata (wind layers) wherein the wind is assumed constant; the average value over the layer is usually used. If the boundaries of the strata are $z_1 < z_2 < \dots < z_n$, then the ballistic wind is approximated by

$$BW_x = \sum_{i=1}^{n-1} W_x [g(z_{i+1}) - g(z_i)]$$

$$BW_y = \sum_{i=1}^{n-1} W_y [g(z_{i+1}) - g(z_i)]$$

The value $g(z_{i+1}) - g(z_i)$ is often called the weighting factor or the ballistic factor for the i th layer.

The wind effect is calculated by multiplying the ballistic wind by the unit wind effect. These calculations inately assume

- (1) The effect of the wind in any particular stratum is directly proportional to the wind in that stratum.
- (2) The effects of the wind in the various strata are independent.

It is easy to take issue with these assumptions; in fact, one can produce results of trajectory simulations which contradict the assumptions. However, for determining first-order effects, which is the aim of the wind weighting technique, the assumptions are reasonable.

DETERMINATION OF THE WIND WEIGHTING CURVE

In the preceding section a definition of wind effect was omitted. Such a definition is unnecessary unless one is interested in quantitative results. If one considers the trajectory to be defined by a family of parameters, then wind effect can be broadly defined as the change in these parameters due to the wind encountered along the trajectory. Typical parameters are: first-stage impact, second-stage impact, orientation of velocity vector at burnout of a particular stage, etc.

The calculation of the wind weighting function requires the computation of a number of trajectories. Each trajectory simulation is based upon

the same set of initial conditions; however, different wind profiles are used for each simulation. These calculations yield a series of values for the trajectory parameters from which one determines the wind weighting function.

There are numerous procedures which can be followed in performing the calculations. The following procedure is somewhat typical and serves as a more precise explanation of the general procedure given above. For simplicity of explanation it will be assumed that one is interested in wind effect on impact (either afterbody or a given booster). Consider altitudes $0 = z_0 < z_1 < z_2 < \dots < z_n$ and, for each $0 \leq i \leq n$, wind profiles P_i where each P_i consists of a zero wind above altitude z_i and a uniform wind (of constant nonzero magnitude, say C , and constant direction) below z_i . (The same value of the wind velocity is used in the nonzero portion of each profile.) Note that P_0 is the zero profile; the corresponding trajectory is usually called the no-wind (nominal) trajectory. Let R_i be the range, from launcher to impact, for the simulated trajectory which uses the i th profile. The unit wind effect is

$$\sigma = (R_n - R_0)/C.$$

Specific values for the wind weighting function, $g(z)$, at the points z_i are

$$g(z_i) = (R_i - R_0)/C.$$

Observe that $g(z_0) = 0$ and $g(z_n) = 1$.

The wind weighting curve may be plotted from the values of $g(z_i)$. Of course, one must choose the z_i 's sufficiently dense to describe the graph. The choice of z_n sometimes presents problems. This altitude must be such that any wind effect above z_n can be ignored. Apogee altitude will clearly satisfy this requirement.

TWO-DIMENSIONAL REFINEMENTS

In the general discussion of wind weighting, it was assumed that the weighting factor curve and the unit wind effect were one-dimensional in the sense that the magnitude of the wind effect for the uniform

profiles was assumed to be independent of wind direction. This assumption is quite good for near-vertical firings; however, for other cases, the results can sometimes be improved by extending the technique and using separate wind weighting curves and unit wind effects for the x and y wind components. The definitions are similar to those given earlier. The x-unit wind effect, σ_x , is the x-component of the wind effect for a profile with components $W_x = 1, W_y = 0$ throughout. For a given altitude, z, let P(z) be the wind profile with components $W_x = 1, W_y = 0$ below z and $W_x = W_y = 0$ above z. The wind weighting function for the x-component, $g_x(z)$, is the wind effect for P(z) divided by σ_x . The functions $g_y(z)$ and σ_y are defined analogously.

The component wind effects and wind weighting curves are calculated similarly to those for the one-dimensional case and will not be explicitly outlined.

ATMOSPHERIC SCIENCES RESEARCH PAPERS

1. Webb, W.L., "Development of Droplet Size Distributions in the Atmosphere," June 1954.
2. Hansen, F. V., and H. Rachele, "Wind Structure Analysis and Forecasting Methods for Rockets," June 1954.
3. Webb, W. L., "Net Electrification of Water Droplets at the Earth's Surface," *J. Meteorol.*, December 1954.
4. Mitchell, R., "The Determination of Non-Ballistic Projectile Trajectories," March 1955.
5. Webb, W. L., and A. McPike, "Sound Ranging Technique for Determining the Trajectory of Supersonic Missiles," #1, March 1955.
6. Mitchell, R., and W. L. Webb, "Electromagnetic Radiation through the Atmosphere," #1, April 1955.
7. Webb, W. L., A. McPike, and H. Thompson, "Sound Ranging Technique for Determining the Trajectory of Supersonic Missiles," #2, July 1955.
8. Barichivich, A., "Meteorological Effects on the Refractive Index and Curvature of Microwaves in the Atmosphere," August 1955.
9. Webb, W. L., A. McPike and H. Thompson, "Sound Ranging Technique for Determining the Trajectory of Supersonic Missiles," #3, September 1955.
10. Mitchell, R., "Notes on the Theory of Longitudinal Wave Motion in the Atmosphere," February 1956.
11. Webb, W. L., "Particulate Counts in Natural Clouds," *J. Meteorol.*, April 1956.
12. Webb, W. L., "Wind Effect on the Aerobee," #1, May 1956.
13. Rachele, H., and L. Anderson, "Wind Effect on the Aerobee," #2, August 1956.
14. Beyers, N., "Electromagnetic Radiation through the Atmosphere," #2, January 1957.
15. Hansen, F. V., "Wind Effect on the Aerobee," #3, January 1957.
16. Kershner, J., and H. Bear, "Wind Effect on the Aerobee," #4, January 1957.
17. Hoidale, G., "Electromagnetic Radiation through the Atmosphere," #3, February 1957.
18. Querfeld, C. W., "The Index of Refraction of the Atmosphere for 2.2 Micron Radiation," March 1957.
19. White, Lloyd, "Wind Effect on the Aerobee," #5, March 1957.
20. Kershner, J. G., "Development of a Method for Forecasting Component Ballistic Wind," August 1957.
21. Layton, Ivan, "Atmospheric Particle Size Distribution," December 1957.
22. Rachele, Henry and W. H. Hatch, "Wind Effect on the Aerobee," #6, February 1958.
23. Beyers, N. J., "Electromagnetic Radiation through the Atmosphere," #4, March 1958.
24. Prosser, Shirley J., "Electromagnetic Radiation through the Atmosphere," #5, April 1958.
25. Armendariz, M., and P. H. Taft, "Double Theodolite Ballistic Wind Computations," June 1958.
26. Jenkins, K. R. and W. L. Webb, "Rocket Wind Measurements," June 1958.
27. Jenkins, K. R., "Measurement of High Altitude Winds with Loki," July 1958.
28. Hoidale, G., "Electromagnetic Propagation through the Atmosphere," #6, February 1959.
29. McLardie, M., R. Helvey, and L. Traylor, "Low-Level Wind Profile Prediction Techniques," #1, June 1959.
30. Lamberth, Roy, "Gustiness at White Sands Missile Range," #1, May 1959.
31. Beyers, N. J., B. Hinds, and G. Hoidale, "Electromagnetic Propagation through the Atmosphere," #7, June 1959.
32. Beyers, N. J., "Radar Refraction at Low Elevation Angles (U)," Proceedings of the Army Science Conference, June 1959.
33. White, L., O. W. Thiele and P. H. Taft, "Summary of Ballistic and Meteorological Support During IGY Operations at Fort Churchill, Canada," August 1959.
34. Hainline, D. A., "Drag Cord-Aerovane Equation Analysis for Computer Application," August 1959.
35. Hoidale, G. B., "Slope-Valley Wind at WSMR," October 1959.
36. Webb, W. L., and K. R. Jenkins, "High Altitude Wind Measurements," *J. Meteorol.*, 16, 5, October 1959.

37. White, Lloyd, "Wind Effect on the Aerobee." #9, October 1959.
38. Webb, W. L., J. W. Coffman, and G. Q. Clark, "A High Altitude Acoustic Sensing System," December 1959.
39. Webb, W. L., and K. R. Jenkins, "Application of Meteorological Rocket Systems," *J. Geophys. Res.*, 64, 11, November 1959.
40. Duncan, Louis, "Wind Effect on the Aerobee." #10, February 1960.
41. Helvey, R. A., "Low-Level Wind Profile Prediction Techniques," #2, February 1960.
42. Webb, W. L., and K. R. Jenkins, "Rocket Sounding of High-Altitude Parameters," *Proc. GM Rel. Symp.*, Dept. of Defense, February 1960.
43. Armendariz, M., and H. H. Monahan, "A Comparison Between the Double Theodolite and Single-Theodolite Wind Measuring Systems," April 1960.
44. Jenkins, K. R., and P. H. Taft, "Weather Elements in the Tularosa Basin," July 1960.
45. Beyers, N. J., "Preliminary Radar Performance Data on Passive Rocket-Borne Wind Sensors," *IRE TRANS, MIL ELECT, MIL-4*, 2-3, April-July 1960.
46. Webb, W. L., and K. R. Jenkins, "Speed of Sound in the Stratosphere," June 1960.
47. Webb, W. L., K. R. Jenkins, and G. Q. Clark, "Rocket Sounding of High Atmosphere Meteorological Parameters," *IRE Trans. Mil. Elect.*, MIL-4, 2-3, April-July 1960.
48. Helvey, R. A., "Low-Level Wind Profile Prediction Techniques," #3, September 1960.
49. Beyers, N. J., and O. W. Thiele, "Meteorological Wind Sensors," August 1960.
50. Armijo, Larry, "Determination of Trajectories Using Range Data from Three Non-colinear Radar Stations," September 1960.
51. Carnes, Patsy Sue, "Temperature Variations in the First 200 Feet of the Atmosphere in an Arid Region," July 1961.
52. Springer, H. S., and R. O. Olsen, "Launch Noise Distribution of Nike-Zeus Missiles," July 1961.
53. Thiele, O. W., "Density and Pressure Profiles Derived from Meteorological Rocket Measurements," September 1961.
54. Diamond, M. and A. B. Gray, "Accuracy of Missile Sound Ranging," November 1961.
55. Lamberth, R. L. and D. R. Veith, "Variability of Surface Wind in Short Distances," #1, October 1961.
56. Swanson, R. N., "Low-Level Wind Measurements for Ballistic Missile Application," January 1962.
57. Lamberth, R. L. and J. H. Grace, "Gustiness at White Sands Missile Range," #2, January 1962.
58. Swanson, R. N. and M. M. Hoidale, "Low-Level Wind Profile Prediction Techniques," #4, January 1962.
59. Rachele, Henry, "Surface Wind Model for Unguided Rockets Using Spectrum and Cross Spectrum Techniques," January 1962.
60. Rachele, Henry, "Sound Propagation through a Windy Atmosphere," #2, February 1962.
61. Webb, W. L., and K. R. Jenkins, "Sonic Structure of the Mesosphere," *J. Acous. Soc. Amer.*, 34, 2, February 1962.
62. Tourin, M. H. and M. M. Hoidale, "Low-Level Turbulence Characteristics at White Sands Missile Range," April 1962.
63. Miers, Bruce T., "Mesospheric Wind Reversal over White Sands Missile Range," March 1962.
64. Fisher, E., R. Lee and H. Rachele, "Meteorological Effects on an Acoustic Wave within a Sound Ranging Array," May 1962.
65. Walter, E. L., "Six Variable Ballistic Model for a Rocket," June 1962.
66. Webb, W. L., "Detailed Acoustic Structure Above the Tropopause," *J. Applied Meteorol.*, 1, 2, June 1962.
67. Jenkins, K. R., "Empirical Comparisons of Meteorological Rocket Wind Sensors," *J. Appl. Meteor.*, June 1962.
68. Lamberth, Roy, "Wind Variability Estimates as a Function of Sampling Interval," July 1962.
69. Rachele, Henry, "Surface Wind Sampling Periods for Unguided Rocket Impact Prediction," July 1962.
70. Traylor, Larry, "Coriolis Effects on the Aerobee-Hi Sounding Rocket," August 1962.
71. McCoy, J., and G. Q. Clark, "Meteorological Rocket Thermometry," August 1962.
72. Rachele, Henry, "Real-Time Prelaunch Impact Prediction System," August 1962.

73. Beyers, N. J., O. W. Thiele, and N. K. Wagner, "Performance Characteristics of Meteorological Rocket Wind and Temperature Sensors," October 1962.
74. Coffman, J., and R. Price, "Some Errors Associated with Acoustical Wind Measurements through a Layer," October 1962.
75. Armendariz, M., E. Fisher, and J. Serna, "Wind Shear in the Jet Stream at WS-MR," November 1962.
76. Armendariz, M., F. Hansen, and S. Carnes, "Wind Variability and its Effect on Rocket Impact Prediction," January 1963.
77. Querfeld, C., and Wayne Yunker, "Pure Rotational Spectrum of Water Vapor, I: Table of Line Parameters," February 1963.
78. Webb, W. L., "Acoustic Component of Turbulence," *J. Applied Meteorol.*, 2, 2, April 1963.
79. Beyers, N. and L. Engberg, "Seasonal Variability in the Upper Atmosphere," May 1963.
80. Williamson, L. E., "Atmospheric Acoustic Structure of the Sub-polar Fall," May 1963.
81. Lamberth, Roy and D. Veith, "Upper Wind Correlations in Southwestern United States," June 1963.
82. Sandlin, E., "An analysis of Wind Shear Differences as Measured by AN/FPS-16 Radar and AN/GMD-1B Rawinsonde," August 1963.
83. Diamond, M. and R. P. Lee, "Statistical Data on Atmospheric Design Properties Above 30 km," August 1963.
84. Thiele, O. W., "Mesospheric Density Variability Based on Recent Meteorological Rocket Measurements," *J. Applied Meteorol.*, 2, 5, October 1963.
85. Diamond, M., and O. Essenwanger, "Statistical Data on Atmospheric Design Properties to 30 km," *Astro. Aero. Engr.*, December 1963.
86. Hansen, F. V., "Turbulence Characteristics of the First 62 Meters of the Atmosphere," December 1963.
87. Morris, J. E., and B. T. Miers, "Circulation Disturbances Between 25 and 70 kilometers Associated with the Sudden Warming of 1963," *J. of Geophys. Res.*, January 1964.
88. Thiele, O. W., "Some Observed Short Term and Diurnal Variations of Stratospheric Density Above 30 km," January 1964.
89. Sandlin, R. E., Jr. and E. Armijo, "An Analysis of AN/FPS-16 Radar and AN/GMD-1B Rawinsonde Data Differences," January 1964.
90. Miers, B. T., and N. J. Beyers, "Rocketsonde Wind and Temperature Measurements Between 30 and 70 km for Selected Stations," *J. Applied Meteorol.*, February 1964.
91. Webb, W. L., "The Dynamic Stratosphere," *Astronautics and Aerospace Engineering*, March 1964.
92. Low, R. D. H., "Acoustic Measurements of Wind through a Layer," March 1964.
93. Diamond, M., "Cross Wind Effect on Sound Propagation," *J. Applied Meteorol.*, April 1964.
94. Lee, R. P., "Acoustic Ray Tracing," April 1964.
95. Reynolds, R. D., "Investigation of the Effect of Lapse Rate on Balloon Ascent Rate," May 1964.
96. Webb, W. L., "Scale of Stratospheric Detail Structure," *Space Research V*, May 1964.
97. Barber, T. L., "Proposed X-Ray-Infrared Method for Identification of Atmospheric Mineral Dust," June 1964.
98. Thiele, O. W., "Ballistic Procedures for Unguided Rocket Studies of Nuclear Environments (U)," Proceedings of the Army Science Conference, June 1964.
99. Horn, J. D., and E. J. Trawle "Orographic Effects on Wind Variability," July 1964.
100. Hoidale, G., C. Querfeld, T. Hall, and R. Mireles, "Spectral Transmissivity of the Earth's Atmosphere in the 250 to 500 Wave Number Interval," #1, September 1964.
101. Duncan, L. D., R. Ensey, and B. Engebos, "Athena Launch Angle Determination," September 1964.
102. Thiele, O. W., "Feasibility Experiment for Measuring Atmospheric Density Through the Altitude Range of 60 to 100 KM Over White Sands Missile Range," October 1964.
103. Duncan, L. D., and R. Ensey, "Six-Degree-of-Freedom Digital Simulation Model for Unguided, Fin-Stabilized Rockets," November 1964.

104. Hoidale, G., C. Querfeld, T. Hall, and R. Mireles, "Spectral Transmissivity of the Earth's Atmosphere in the 250 to 500 Wave Number Interval," #2, November 1964.
105. Webb, W. L., "Stratospheric Solar Response," *J. Atmos. Sci.*, November 1964.
106. McCoy, J. and G. Clark, "Rocketsonde Measurement of Stratospheric Temperature," December 1964.
107. Farone, W. A., "Electromagnetic Scattering from Radially Inhomogeneous Spheres as Applied to the Problem of Clear Atmosphere Radar Echoes," December 1964.
108. Farone, W. A., "The Effect of the Solid Angle of Illumination or Observation on the Color Spectra of 'White Light' Scattered by Cylinders," January 1965.
109. Williamson, L. E., "Seasonal and Regional Characteristics of Acoustic Atmospheres," *J. Geophys. Res.*, January 1965.
110. Armendariz, M., "Ballistic Wind Variability at Green River, Utah," January 1965.
111. Low, R. D. H., "Sound Speed Variability Due to Atmospheric Composition," January 1965.
112. Querfeld, C. W., "Mie Atmospheric Optics," *J. Opt. Soc. Amer.*, January 1965.
113. Coffman, J., "A Measurement of the Effect of Atmospheric Turbulence on the Coherent Properties of a Sound Wave," January 1965.
114. Rachele, H., and D. Veith, "Surface Wind Sampling for Unguided Rocket Impact Prediction," January 1965.
115. Ballard, H., and M. Izquierdo, "Reduction of Microphone Wind Noise by the Generation of a Proper Turbulent Flow," February 1965.
116. Mireles, R., "An Algorithm for Computing Half Widths of Overlapping Lines on Experimental Spectra," February 1965.
117. Richart, H., "Inaccuracies of the Single-Theodolite Wind Measuring System in Ballistic Application," February 1965.
118. D'Arcy, M., "Theoretical and Practical Study of Aerobee-150 Ballistics," March 1965.
119. McCoy, J., "Improved Method for the Reduction of Rocketsonde Temperature Data," March 1965.
120. Mireles, R., "Uniqueness Theorem in Inverse Electromagnetic Cylindrical Scattering," April 1965.
121. Coffman, J., "The Focusing of Sound Propagating Vertically in a Horizontally Stratified Medium," April 1965.
122. Farone, W. A., and C. Querfeld, "Electromagnetic Scattering from an Infinite Circular Cylinder at Oblique Incidence," April 1965.
123. Rachele, H., "Sound Propagation through a Windy Atmosphere," April 1965.
124. Miers, B., "Upper Stratospheric Circulation over Ascension Island," April 1965.
125. Rider, L., and M. Armendariz, "A Comparison of Pibal and Tower Wind Measurements," April 1965.
126. Hoidale, G. B., "Meteorological Conditions Allowing a Rare Observation of 24 Micron Solar Radiation Near Sea Level," *Meteorol. Magazine*, May 1965.
127. Beyers, N. J., and B. T. Miers, "Diurnal Temperature Change in the Atmosphere Between 30 and 60 km over White Sands Missile Range," *J. Atmos. Sci.*, May 1965.
128. Querfeld, C., and W. A. Farone, "Tables of the Mie Forward Lobe," May 1965.
129. Farone, W. A., "Generalization of Rayleigh-Gans Scattering from Radially Inhomogeneous Spheres," *J. Opt. Soc. Amer.*, June 1965.
130. Diamond, M., "Note on Mesospheric Winds Above White Sands Missile Range," *J. Applied Meteorol.*, June 1965.
131. Clark, G. Q., and J. G. McCoy, "Measurement of Stratospheric Temperature," *J. Applied Meteorol.*, June 1965.
132. Hall, T., G. Hoidale, R. Mireles, and C. Querfeld, "Spectral Transmissivity of the Earth's Atmosphere in the 250 to 500 Wave Number Interval," #3, July 1965.
133. McCoy, J., and C. Tate, "The Delta-T Meteorological Rocket Payload," June 1964.
134. Horn, J. D., "Obstacle Influence in a Wind Tunnel," July 1965.
135. McCoy, J., "An AC Probe for the Measurement of Electron Density and Collision Frequency in the Lower Ionosphere," July 1965.
136. Miers, B. T., M. D. Kays, O. W. Thiele and E. M. Newby, "Investigation of Short Term Variations of Several Atmospheric Parameters Above 30 KM," July 1965.

137. Serna, J., "An Acoustic Ray Tracing Method for Digital Computation," September 1965.
138. Webb, W. L., "Morphology of Noctilucent Clouds," *J. Geophys. Res.*, 70, 18, 4463-4475, September 1965.
139. Kays, M., and R. A. Craig, "On the Order of Magnitude of Large-Scale Vertical Motions in the Upper Stratosphere," *J. Geophys. Res.*, 70, 18, 4453-4462, September 1965.
140. Rider, L., "Low-Level Jet at White Sands Missile Range," September 1965.
141. Lamberth, R. L., R. Reynolds, and Morton Wurtele, "The Mountain Lee Wave at White Sands Missile Range," *Bull. Amer. Meteorol. Soc.*, 46, 10, October 1965.
142. Reynolds, R. and R. L. Lamberth, "Ambient Temperature Measurements from Radiosondes Flown on Constant-Level Balloons," October 1965.
143. McCluney, E., "Theoretical Trajectory Performance of the Five-Inch Gun Probe System," October 1965.
144. Pena, R. and M. Diamond, "Atmospheric Sound Propagation near the Earth's Surface," October 1965.
145. Mason, J. B., "A Study of the Feasibility of Using Radar Chaff For Stratospheric Temperature Measurements," November 1965.
146. Diamond, M., and R. P. Lee, "Long-Range Atmospheric Sound Propagation," *J. Geophys. Res.*, 70, 22, November 1965.
147. Lamberth, R. L., "On the Measurement of Dust Devil Parameters," November 1965.
148. Hansen, F. V., and P. S. Hansen, "Formation of an Internal Boundary over Heterogeneous Terrain," November 1965.
149. Webb, W. L., "Mechanics of Stratospheric Seasonal Reversals," November 1965.
150. U. S. Army Electronics R & D Activity, "U. S. Army Participation in the Meteorological Rocket Network," January 1966.
151. Rider, L. J., and M. Armendariz, "Low-Level Jet Winds at Green River, Utah," February 1966.
152. Webb, W. L., "Diurnal Variations in the Stratospheric Circulation," February 1966.
153. Beyers, N. J., B. T. Miers, and R. J. Reed, "Diurnal Tidal Motions near the Stratosphere During 48 Hours at WSMR," February 1966.
154. Webb, W. L., "The Stratospheric Tidal Jet," February 1966.
155. Hall, J. T., "Focal Properties of a Plane Grating in a Convergent Beam," February 1966.
156. Duncan, L. D., and Henry Rachele, "Real-Time Meteorological System for Firing of Unguided Rockets," February 1966.
157. Kays, M. D., "A Note on the Comparison of Rocket and Estimated Geostrophic Winds at the 10-mb Level," *J. Appl. Meteor.*, February 1966.
158. Rider, L., and M. Armendariz, "A Comparison of Pibal and Tower Wind Measurements," *J. Appl. Meteor.*, 5, February 1966.
159. Duncan, L. D., "Coordinate Transformations in Trajectory Simulations," February 1966.
160. Williamson, L. E., "Gun-Launched Vertical Probes at White Sands Missile Range," February 1966.
161. Randhawa, J. S., "Ozone Measurements with Rocket-Borne Ozonesondes," March 1966.
162. Armendariz, Manuel, and Laurence J. Rider, "Wind Shear for Small Thickness Layers," March 1966.
163. Low, R. D. H., "Continuous Determination of the Average Sound Velocity over an Arbitrary Path," March 1966.
164. Hansen, Frank V., "Richardson Number Tables for the Surface Boundary Layer," March 1966.
165. Cochran, V. C., E. M. D'Arcy, and Florencio Ramirez, "Digital Computer Program for Five-Degree-of-Freedom Trajectory," March 1966.
166. Thiele, O. W., and N. J. Beyers, "Comparison of Rocketsonde and Radiosonde Temperatures and a Verification of Computed Rocketsonde Pressure and Density," April 1966.
167. Thiele, O. W., "Observed Diurnal Oscillations of Pressure and Density in the Upper Stratosphere and Lower Mesosphere," April 1966.
168. Kays, M. D., and R. A. Craig, "On the Order of Magnitude of Large-Scale Vertical Motions in the Upper Stratosphere," *J. Geophys. Res.*, April 1966.
169. Hansen, F. V., "The Richardson Number in the Planetary Boundary Layer," May 1966.

170. Ballard, H. N., "The Measurement of Temperature in the Stratosphere and Mesosphere," June 1966.
171. Hansen, Frank V., "The Ratio of the Exchange Coefficients for Heat and Momentum in a Homogeneous, Thermally Stratified Atmosphere," June 1966.
172. Hansen, Frank V., "Comparison of Nine Profile Models for the Diabatic Boundary Layer," June 1966.
173. Rachele, Henry, "A Sound-Ranging Technique for Locating Supersonic Missiles," May 1966.
174. Farone, W. A., and C. W. Querfeld, "Electromagnetic Scattering from Inhomogeneous Infinite Cylinders at Oblique Incidence," *J. Opt. Soc. Amer.* 56, 4, 476-480, April 1966.
175. Mireles, Ramon, "Determination of Parameters in Absorption Spectra by Numerical Minimization Techniques," *J. Opt. Soc. Amer.* 56, 5, 644-647, May 1966.
176. Reynolds, R., and R. L. Lamberth, "Ambient Temperature Measurements from Radiosondes Flown on Constant-Level Balloons," *J. Appl. Meteorol.*, 5, 3, 304-307, June 1966.
177. Hall, James T., "Focal Properties of a Plane Grating in a Convergent Beam," *Appl. Opt.*, 5, 1051, June 1966.
178. Rider, Laurence J., "Low-Level Jet at White Sands Missile Range," *J. Appl. Meteorol.*, 5, 3, 283-287, June 1966.
179. McCluney, Eugene, "Projectile Dispersion as Caused by Barrel Displacement in the 5-Inch Gun Probe System," July 1966.
180. Armendariz, Manuel, and Laurence J. Rider, "Wind Shear Calculations for Small Shear Layers," June 1966.
181. Lamberth, Roy L., and Manuel Armendariz, "Upper Wind Correlations in the Central Rocky Mountains," June 1966.
182. Hansen, Frank V., and Virgil D. Lang, "The Wind Regime in the First 62 Meters of the Atmosphere," June 1966.
183. Randhawa, Jagir S., "Rocket-Borne Ozonesonde," July 1966.
184. Rachele, Henry, and L. D. Duncan, "The Desirability of Using a Fast Sampling Rate for Computing Wind Velocity from Pilot-Balloon Data," July 1966.
185. Hinds, B. D., and R. G. Pappas, "A Comparison of Three Methods for the Correction of Radar Elevation Angle Refraction Errors," August 1966.
186. Riedmuller, G. F., and T. L. Barber, "A Mineral Transition in Atmospheric Dust Transport," August 1966.
187. Hall, J. T., C. W. Querfeld, and G. B. Hoidale, "Spectral Transmissivity of the Earth's Atmosphere in the 250 to 500 Wave Number Interval," Part IV (Final), July 1966.
188. Duncan, L. D. and B. F. Engebos, "Techniques for Computing Launcher Settings for Unguided Rockets," September 1966.
189. Duncan, L. D., "Basic Considerations in the Development of an Unguided Rocket Trajectory Simulation Model," September 1966.
190. Miller, Walter B., "Consideration of Some Problems in Curve Fitting," September 1966.
191. Cermak, J. E., and J. D. Horn, "The Tower Shadow Effect," August 1966.
192. Webb, W. L., "Stratospheric Circulation Response to a Solar Eclipse," October 1966.
193. Kennedy, Bruce, "Muzzle Velocity Measurement," October 1966.
194. Traylor, Larry E., "A Refinement Technique for Unguided Rocket Drag Coefficients," October 1966.
195. Nusbaum, Henry, "A Reagent for the Simultaneous Microscope Determination of Quartz and Halides," October 1966.
196. Kays, Marvin and R. O. Olsen, "Improved Rocketsonde Parachute-derived Wind Profiles," October 1966.
197. Engebos, Bernard F. and Duncan, Louis D., "A Nomogram for Field Determination of Launcher Angles for Unguided Rockets," October 1966.
198. Webb, W. L., "Midlatitude Clouds in the Upper Atmosphere," November 1966.
199. Hansen, Frank V., "The Lateral Intensity of Turbulence as a Function of Stability," November 1966.
200. Rider, L. J. and M. Armendariz, "Differences of Tower and Pibal Wind Profiles," November 1966.
201. Lee, Robert P., "A Comparison of Eight Mathematical Models for Atmospheric Acoustical Ray Tracing," November 1966.
202. Low, R. D. H., et al., "Acoustical and Meteorological Data Report SOTRAN I and II," November 1966.

203. Hunt, J. A. and J. D. Horn, "Drag Plate Balance," December 1966.
204. Armendariz, M., and H. Rachele, "Determination of a Representative Wind Profile from Balloon Data," December 1966.
205. Hansen, Frank V., "The Aerodynamic Roughness of the Complex Terrain of White Sands Missile Range," January 1967.
206. Morris, James E., "Wind Measurements in the Subpolar Mesopause Region," January 1967.
207. Hall, James T., "Attenuation of Millimeter Wavelength Radiation by Gaseous Water," January 1967.
208. Thiele, O. W., and N. J. Beyers, "Upper Atmosphere Pressure Measurements With Thermal Conductivity Gauges," January 1967.
209. Armendariz, M., and H. Rachele, "Determination of a Representative Wind Profile from Balloon Data," January 1967.
210. Hansen, F. V., "The Aerodynamic Roughness of the Complex Terrain of White Sands Missile Range, New Mexico," January 1967.
211. D'Arcy, Edward M., "Some Applications of Wind to Unguided Rocket Impact Prediction," March 1967.
212. Kennedy, Bruce, "Operation Manual for Stratosphere Temperature Sonde," March 1967.
213. Hoidale, G. B., S. M. Smith, A. J. Blanco, and T. L. Barber, "A Study of Atmospheric Dust," March 1967.
214. Longyear, J. Q., "An Algorithm for Obtaining Solutions to Laplace's Tidal Equations," March 1967.
215. Rider, L. J., "A Comparison of Pibal with Rob and Rawin Wind Measurements," April 1967.
216. Breeland, A. H., and R. S. Bonner, "Results of Tests Involving Hemispherical Wind Screens in the Reduction of Wind Noise," April 1967.
217. Webb, Willis L., and Max C. Bolen, "The D-region Fair-Weather Electric Field," April 1967.
218. Kubinski, Stanley F., "A Comparative Evaluation of the Automatic Tracking Pilot-Balloon Wind Measuring System," April 1967.
219. Miller, Walter B., and Henry Rachele, "On Nonparametric Testing of the Nature of Certain Time Series," April 1967.
220. Hansen, Frank V., "Spatial and Temporal Distribution of the Gradient Richardson Number in the Surface and Planetary Layers," May 1967.
221. Randhawa, Jagir S., "Diurnal Variation of Ozone at High Altitudes," May 1967.
222. Ballard, Harold N., "A Review of Seven Papers Concerning the Measurement of Temperature in the Stratosphere and Mesosphere," May 1967.
223. Williams, Ben H., "Synoptic Analyses of the Upper Stratospheric Circulation During the Late Winter Storm Period of 1966," May 1967.
224. Horn, J. D., and J. A. Hunt, "System Design for the Atmospheric Sciences Office Wind Research Facility," May 1967.
225. Miller, Walter B., and Henry Rachele, "Dynamic Evaluation of Radar and Photo Tracking Systems," May 1967.
226. Bonner, Robert S., and Ralph H. Rohwer, "Acoustical and Meteorological Data Report - SOTRAN III and IV," May 1967.
227. Rider, L. J., "On Time Variability of Wind at White Sands Missile Range, New Mexico," June 1967.
228. Randhawa, Jagir S., "Mesospheric Ozone Measurements During a Solar Eclipse," June 1967.
229. Beyers, N. J., and B. T. Miers, "A Tidal Experiment in the Equatorial Stratosphere over Ascension Island (8S)," June 1967.
230. Miller, W. B., and H. Rachele, "On the Behavior of Derivative Processes," June 1967.
231. Walters, Randall K., "Numerical Integration Methods for Ballistic Rocket Trajectory Simulation Programs," June 1967.
232. Hansen, Frank V., "A Diabatic Surface Boundary Layer Model," July 1967.
233. Butler, Ralph L., and James K. Hail, "Comparison of Two Wind Measuring Systems with the Contraves Photo-Theodolite," July 1967.
234. Webb, Willis L., "The Source of Atmospheric Electrification," June 1967.

235. Hinds, B. D., "Radar Tracking Anomalies over an Arid Interior Basin," August 1967.
236. Christian, Larry O., "Radar Cross Sections for Totally Reflecting Spheres," August 1967.
237. D'Arcy, Edward M., "Theoretical Dispersion Analysis of the Aerobee 350," August 1967.
238. Anon., "Technical Data Package for Rocket-Borne Temperature Sensor," August 1967.
239. Glass, Roy I., Roy L. Lamberth, and Ralph D. Reynolds, "A High Resolution Continuous Pressure Sensor Modification for Radiosondes," August 1967.
240. Low, Richard D. H., "Acoustic Measurement of Supersaturation in a Warm Cloud," August 1967.
241. Rubio, Roberto, and Harold N. Ballard, "Time Response and Aerodynamic Heating of Atmospheric Temperature Sensing Elements," August 1967.
242. Seagraves, Mary Ann E., "Theoretical Performance Characteristics and Wind Effects for the Aerobee 150," August 1967.
243. Duncan, Louis Dean, "Channel Capacity and Coding," August 1967.
244. Dunaway, G. L., and Mary Ann B. Seagraves, "Launcher Settings Versus Jack Settings for Aerobee 150 Launchers - Launch Complex 35, White Sands Missile Range, New Mexico," August 1967.
245. Duncan, Louis D., and Bernard F. Engebos, "A Six-Degree-of-Freedom Digital Computer Program for Trajectory Simulation," October 1967.
246. Rider, Laurence J., and Manuel Armendariz, "A Comparison of Simultaneous Wind Profiles Derived from Smooth and Roughened Spheres," September 1967.
247. Reynolds, Ralph D., Roy L. Lamberth, and Morton G. Wurtele, "Mountain Wave Theory vs Field Test Measurements," September 1967.
248. Lee, Robert P., "Probabilistic Model for Acoustic Sound Ranging," October 1967.
249. Williamson, L. Edwin, and Bruce Kennedy, "Meteorological Shell for Standard Artillery Pieces - A Feasibility Study," October 1967.
250. Rohwer, Ralph H., "Acoustical, Meteorological and Seismic Data Report - SOTRAN V and VI," October 1967.
251. Nordquist, Walter S., Jr., "A Study in Acoustic Direction Finding," November 1967.
252. Nordquist, Walter S., Jr., "A Study of Acoustic Monitoring of the Gun Probe System," November 1967.
253. Avara, E. P., and B. T. Miers, "A Data Reduction Technique for Meteorological Wind Data above 30 Kilometers," December 1967.
254. Hansen, Frank V., "Predicting Diffusion of Atmospheric Contaminants by Consideration of Turbulent Characteristics of WSMR," January 1968.
255. Randhawa, Jagir S., "Rocket Measurements of Atmospheric Ozone," January 1968.
256. D'Arcy, Edward M., "Meteorological Requirements for the Aerobee-350," January 1968.
257. D'Arcy, Edward M., "A Computer Study of the Wind Frequency Response of Unguided Rockets," February 1968.
258. Williamson, L. Edwin, "Gun Launched Probes - Parachute Expulsion Tests Under Simulated Environment," February 1968.
259. Beyers, Norman J., Bruce T. Miers, and Elton P. Avara, "The Diurnal Tide Near the Stratopause over White Sands Missile Range, New Mexico," February 1968.
260. Traylor, Larry E., "Preliminary Study of the Wind Frequency Response of the Honest John M50 Tactical Rocket," March 1968.
261. Engebos, B. F., and L. D. Duncan, "Real-Time Computations of Pilot Balloon Winds," March 1968.
262. Butler, Ralph and L. D. Duncan, "Empirical Estimates of Errors in Double-Theodolite Wind Measurements," February 1968.
263. Kennedy, Bruce, et al., "Thin Film Temperature Sensor," March 1968.
264. Bruce, Dr. Rufus, James Mason, Dr. Kenneth White and Richard B. Gomez, "An Estimate of the Atmospheric Propagation Characteristics of 1.54 Micron Laser Energy," March 1968.

265. Ballard, Harold N., Jagir S. Randhawa, and Willis L. Webb, "Stratospheric Circulation Response to a Solar Eclipse," March 1968.
266. Johnson, James L., and Orville C. Kuberski, "Timing Controlled Pulse Generator," April 1968.
267. Blanco, Abel J., and Glenn B. Hoidale, "Infrared Absorption Spectra of Atmospheric Dust," May 1968.
268. Jacobs, Willie N., "Automatic Pibal Tracking System," May 1968.
269. Morris, James E., and Marvin D. Kays, "Circulation in the Arctic Mesosphere in Summer," June 1968.
270. Mason, James B., "Detection of Atmospheric Oxygen Using a Tuned Ruby Laser," June 1968.
271. Armendariz, Manuel, and Virgil D. Lang, "Wind Correlation and Variability in Time and Space," July 1968.
272. Webb, Willis L., "Tropospheric Electrical Structure," July 1968.
273. Miers, Bruce T., and Elton P. Avara, "Analysis of High-Frequency Components of AN/FPS-16 Radar Data," August 1968.
274. Dunaway, Gordon L., "A Practical Field Wind Compensation Technique for Unguided Rockets," August 1968.
275. Seagraves, Mary Ann B., and Barry Butler, "Performance Characteristics and Wind Effects for the Aerobee 150 with VAM Booster," September 1968.
276. Low, Richard D. H., "A Generalized Equation for Droplet Growth Due to the Solution Effect," September 1968.
277. Jenkins, Kenneth R., "Meteorological Research, Development, Test, and Evaluation Rocket," September 1968.
278. Williams, Ben H., and Bruce T. Miers, "The Synoptic Events of the Stratospheric Warming of December 1967 - January 1968," September 1968.
279. Tate, C. L., and Bruce W. Kennedy, "Technical Data Package for Atmospheric Temperature Sensor Mini-Loki," September 1968.
280. Rider, Laurence J., Manuel Armendariz, and Frank V. Hansen, "A Study of Wind and Temperature Variability at White Sands Missile Range, New Mexico," September 1968.
281. Duncan, Louis D., and Walter B. Miller, "The Hull of a Channel," September 1968.
282. Hansen, Frank V., and Gary A. Ethridge, "Diffusion Nomograms and Tables for Rocket Propellants and Combustion By-Products," January 1968.
283. Walters, Randall K., and Bernard F. Engebos, "An Improved Method of Error Control for Runge-Kutta Numerical Integration," October 1968.
284. Miller, Walter B., "A Non-Entropy Approach to Some Topics in Channel Theory," November 1968.
285. Armendariz, Manuel, Laurence J. Rider, and Frank V. Hansen, "Turbulent Characteristics in the Surface Boundary Layer," November 1968.
286. Randhawa, Jagir S., "Rocket Measurements of the Diurnal Variation of Atmospheric Ozone," December 1968.
287. Randhawa, Jagir S., "A Guide to Rocketsonde Measurements of Atmospheric Ozone," January 1969.
288. Webb, Willis L., "Solar Control of the Stratospheric Circulation," February 1969.
289. Lee, Robert P., "A Dimensional Analysis of the Errors of Atmospheric Sound Ranging," March 1969.
290. Barber, T. L., "Degradation of Laser Optical Surfaces," March 1969.
291. D'Arcy, E. M., "Diffusion of Resonance Excitation Through a One-Dimensional Gas," March 1969.
292. Randhawa, J. S., "Ozone Measurements from a Stable Platform near the Strato-pause Level," March 1969.
293. Rubio, Roberto, "Faraday Rotation System for Measuring Electron Densities," March 1969.
294. Olsen, Robert, "A Design Plan for Investigating the Atmospheric Environment Associated with High Altitude Nuclear Testing," March 1969.
295. Monahan, H. H., M. Armendariz, and V. D. Lang, "Estimates of Wind Variability Between 100 and 900 Meters," April 1969.
296. Rinehart, G. S., "Fog Drop Size Distributions - Measurement Methods and Evaluation," April 1969.

297. D'Arcy, Edward M., and Henry Rachele, "Proposed Prelaunch Real-Time Impact Prediction System for the Aerobee-350 Rocket," May 1969.
298. Low, Richard D. H., "A Comprehensive Report on Nineteen Condensation Nuclei (Part I - Equilibrium Growth and Physical Properties)," May 1969.
299. Randhawa, J. S., "Vertical Distribution of Ozone in the Winter Subpolar Region," June 1969.
300. Rider, Laurence J., and Manuel Armendariz, "Vertical Wind Component Estimates up to 1.2km Above Ground, July 1969.
301. Duncan, L. D., and Bernard F. Engebos, "A Rapidly Converging Iterative Technique for Computing Wind Compensation Launcher Settings for Unguided Rockets," July 1969.

UNCLASSIFIED

Security Classification

DOCUMENT CONTROL DATA - R & D		
<i>(Security classification of title, body of abstract and indexing annotation must be entered when the overall report is classified)</i>		
1. ORIGINATING ACTIVITY (Corporate author) U. S. ARMY ELECTRONICS COMMAND PORT MONMOUTH, NEW JERSEY		2a. REPORT SECURITY CLASSIFICATION UNCLASSIFIED
		2b. GROUP
3. REPORT TITLE A RAPIDLY CONVERGING ITERATIVE TECHNIQUE FOR COMPUTING WIND COMPENSATION LAUNCHER SETTINGS FOR UNGUIDED ROCKETS		
4. DESCRIPTIVE NOTES (Type of report and inclusive dates)		
5. AUTHOR(S) (First name, middle initial, last name) Louis D. Duncan Bernard F. Engebos		
6. REPORT DATE July 1969	7a. TOTAL NO. OF PAGES 24	7b. NO. OF REFS 7
8a. CONTRACT OR GRANT NO.	8b. ORIGINATOR'S REPORT NUMBER(S) ECOM - 5259	
b. PROJECT NO.		
c. TASK NO. 1T061102 B53A-18	9b. OTHER REPORT NO(S) (Any other numbers that may be assigned this report)	
d.		
10. DISTRIBUTION STATEMENT Distribution of this report is unlimited.		
11. SUPPLEMENTARY NOTES	12. SPONSORING MILITARY ACTIVITY ATMOSPHERIC SCIENCES LABORATORY U.S. ARMY ELECTRONICS COMMAND WHITE SANDS MISSILE RANGE, NEW MEXICO	
13. ABSTRACT <p>This paper presents the development and evaluation of two algorithms for the determination of wind compensating launcher settings for unguided rockets. The algorithms are designed for use in an iterative trajectory simulation process and can be used to determine launch angles which will yield one of many possible trajectory objectives. One algorithm provides the first estimate as a function of the ballistic wind; the other controls the iteration. Four test cases are presented to evaluate the technique. Sixteen different wind profiles were applied to four separate unguided rockets. Two different trajectory objectives were considered - nominal burnout attitude and nominal impact. The tests show that the process converges rapidly, usually requiring only one or two iterations.</p>		

DD FORM 1473

NOV 68

REPLACES DD FORM 1473, 1 JAN 64, WHICH IS OBSOLETE FOR ARMY USE.

UNCLASSIFIED

Security Classification

14. KEY WORDS	LINK A		LINK B		LINK C	
	ROLE	WT	ROLE	WT	ROLE	WT
1. Ballistics						
2. Impact Prediction						
3. Unguided Rockets						
4. Wind Weighting						
5. Trajectory Simulations						