AD696084

MAR 69-2

1968 Survey of Compensation of DOD Civilian Scientists and Engineers Engaged in Research and Development

DDC
RECEIVED
OCT 27 1969
B

15 July 1969

Management Analysis Report . . .

Office for Laboratory Management

Office of the Director of Defense Research and Engineering Washington, D.C.

This [illegible] approved for [illegible] its [illegible]

294

1968 SURVEY OF COMPENSATION

OF DOD CIVILIAN SCIENTISTS AND ENGINEERS

ENGAGED IN RESEARCH AND DEVELOPMENT

by

E. M. Glass
Assistant Director (Laboratory Management)

15 July 1969

Management Analysis Report 69-2

Office for Laboratory Management
Office of the Director of Defense Research and Engineering
Washington, D.C. 20301

PREFACE

This report presents the results of a compensation survey on 117 Department of Defense field activities in research, development, test and evaluation (RDT&E). It is patterned after a national survey conducted by the Battelle Memorial Institute for the Atomic Energy Commission . The DoD survey was conducted under the supervision of a steering committee composed of the following members:

E. M. Glass, Chairman	Office of the Director of Defense Research and Engineering (ODDR&E)
E. G. Haberman	ODDR&E (On loan from the Air Force Rocket Propulsion Laboratory)
H. F. Davidson	Army Research Office, Office of the Chief of Research and Development (OCRD), Department of the Army
M. P. Marks	Army Materiel Command, Department of the Army
E. M. DeHanas	Office of the Deputy Chief of Staff, Personnel, Department of the Army
D. F. Hughes	Naval Material Command, Department of the Navy
A. B. Reid	Office of Civilian Manpower Management, Department of the Navy
Colonel R. V. Hemm	Office of the Director of Development, Office of the Deputy Chief of Staff, Research and Development, Department of the Air Force

Computer services were provided by the Office of the Assistant Secretary of Defense (Comptroller).

ACKNOWLEDGMENTS

The preparation of a survey report of this scope requires the assistance of many individuals and skills. We would like to express our appreciation to Spec.4 Richard Hein and Mr. Larry Robertson for the massive computer support they provided; to Miss Beth R. King for her editorial assistance; to Mr. Robert B. Logan and his associates for their graphics support; and to Mr. Gene Habermann, who provided much of the technical direction for the survey analysis.

CONTENTS

	Page
Preface	iii
Summary	vii
1. Introduction	xxi
2. Nonsalary Data on Establishments and Employees	xxi
3. *Breakdown of Survey Data	1
Appendix A. Instructions for Completing Professional Compensation Data Cards Formats A and B	229

*The contents of section 3 are detailed on page xxxvii.

TABLES

Page

1. Composition of the DoD Survey: Summary by Degree Level-------xxiii
2. Field of Highest Degree / Degree Level----------xxiv
3. Occupation by Degree Level----------xxv
4. Primary Work Activity by Degree Level----------xxvi
5. Primary Work Activity by Field of Highest Degree----------xxvii
6. Supervisory Level by Degree Level----------xxix
7. Functional Area by Degree Level----------xxix
8. Functional Area vs. Degree Level----------xxx
9. Age by Degree Level----------xxxi
10. Age vs. Years Since B.S.----------xxxii
11. Supervisory Level by Sex----------xxxiii
12. Degree Level by Sex----------xxxiii
13. Field of Highest Degree by Sex----------xxxiii
14. Age Distribution by Sex----------xxxiv
15. Civilian Grade by Age----------xxxv

FIGURES

1. Age Distribution by Degree Level----------xi
2. Age-Grade Distribution----------xii
3. Grade Distribution by Military Department----------xiii
4. Median Grade Distribution by Age----------xiv
5. Grade Distribution by Degree----------xv
6. Nonsupervisory Engineers and Physical Scientists: Average Salary by Degree Level----------xvi
7. Levels of Supervision by Degree Level----------xvii
8. Degree Levels by Levels of Supervision----------xviii
9. Median Nonsupervisory Salary by Field of Highest Degree-------xix
10. Median Nonsupervisory Salary by Working-as Occupation---------xx

SUMMARY

1. General

The Department of Defense conducted a survey of its in-house RDT&E organizations as of 15 September 1968. This report summarizes the characteristics and compensation patterns of scientists and engineers (S&E) in those organizations. The participants in the survey are as follows:

Number of establishments	Type of establishment	% of total S&Es surveyed
50	Army	40.4%
40	Navy	41.1%
27	Air Force	18.5%
117	DoD total	100.0%

2. Characteristics Other than Salary

Information was obtained on 26,437 civilian scientists and engineers, which represents 91.2 percent of those employed in the DoD's RDT&E activities. Degree-level distributions are summarized below:

Nondegreed	6.3%
Bachelor	66.2%
Master	19.1%
Ph.D.	8.1%
M.D., D.V.M., D.D.S	0.3%
Total	100.0%

Five levels of supervision were used to categorize the total sample as displayed in the following table:

Nonsupervisory	62.5%
Assistant unit head	14.2%
Unit head	12.3%
Middle management	8.1%
Top management	2.9%
Total	100.0%

Based upon the field of highest degree, 44.7 percent of the professionals are scientists and 55.3 percent are engineers. A further breakout of field of highest degree follows:

Field of highest degree	
Engineering	55.3%
Physics	17.2%
Mathematics and statistics	9.8%
Chemistry	7.7%
Life sciences (other than health)	2.4%
Social and behavioral sciences	2.2%
All other fields	2.2%
Other physical sciences	2.0%
Life sciences (health)	1.1%
Total	99.9%

A significant number of scientists and engineers identify themselves with fields other than the one in which they received their academic training. This is determined by the category, "working-as occupation," which is summarized as follows:

Working-as occupation	
Aeronautical and astronautical engineering	6.2%
Chemical engineering	1.6%
Electrical engineering	25.2%
Mechanical engineering	13.5%
Nuclear engineering	0.2%
Other engineering	2.0%
Total engineering	48.7%
Physics and astronomy	18.3%
Chemistry	13.6%
Atmospheric and space sciences	6.3%
Agriculture and biology	1.2%
Social and behavioral sciences	1.9%
Mathematics and statistics	10.0%
Total sciences	51.3%
Total	100.0%

The age distribution of the total sample, by degree level, is shown in Figure 1. For each grade, the age distribution is plotted in Figure 2. The following table summarizes the median ages and numbers below 40 years of age for each degree level:

Degree level	Median age (yr)	% 40 yr and above
No degree	51.1	11.3
B.S.	37.3	58.2
M.S.	39.0	53.0
Ph.D.	41.6	43.6
Total sample	38.8	53.0

3. Grade Distribution

The grade distribution of scientists and engineers in the military departments is plotted in Figures 3 and 4. Survey data on this distribution follow:

Department	Median grade	GS-14 and above
Army	12.9	19.8
Navy	12.7	15.8
Air Force	13.3	26.4

In Figure 5, the grade distribution for the total survey is plotted by degree level. These data are summarized as follows:

Degree level	Median grade	% GS-14 and above
No degree	13.1	17.2
B.S.	12.7	14.4
M.S.	13.2	24.8
Ph.D.	14.0	50.5

4. Compensation Patterns

The compensation patterns of selected groups of Defense scientists and engineers are plotted in Figures 6 through 10.

Nonsupervisory engineers are compensated at a slightly higher rate than nonsupervisory physical scientists for all degree levels and at practically all years of experience (see Figure 6).

The salaries of the various levels of supervision are plotted by degree level in Figures 7 and 8. The higher the degree level, the higher the compensation. The same relationship applies to the various supervisory levels—the higher the management level, the higher the salary.

The median salary of nonsupervisory professionals in seven fields is plotted in Figure 9, by field of highest degree. Engineering has the highest median salary for both B.S. and M.S. professionals, $1,213 and $1,277 per month, respectively. Life sciences (health-related) has the lowest monthly median salary for both of these degree levels, $968 and $1,045, respectively. Median salaries for the total sample are $1,187 and $1,247 for B.S. and M.S. holders, respectively. For Ph.D. professionals, the field of mathematics and statistics exhibits the highest median salary, $1,604 per month, and life sciences has the lowest, $1,387 per month. For the total sample, the median monthly salary for Ph.D.'s is $1,446.

Median nonsupervisory salaries in working-as occupations are plotted in Figure 10. Eight occupations are compared. Aeronautical and astronautical engineering shows the highest salary for all degree levels—B.S. $1,224, M.S. $1,291 and Ph.D. $1,591 per month. For Bachelors, the field of mathematics and statistics has the lowest monthly median salary, $971. For Masters, social and behavioral sciences are the lowest, $1,134 per month; and for Ph.D.'s, mechanical engineering shows the lowest salary, $1,262 per month.

Figure 1. AGE DISTRIBUTION BY DEGREE LEVEL

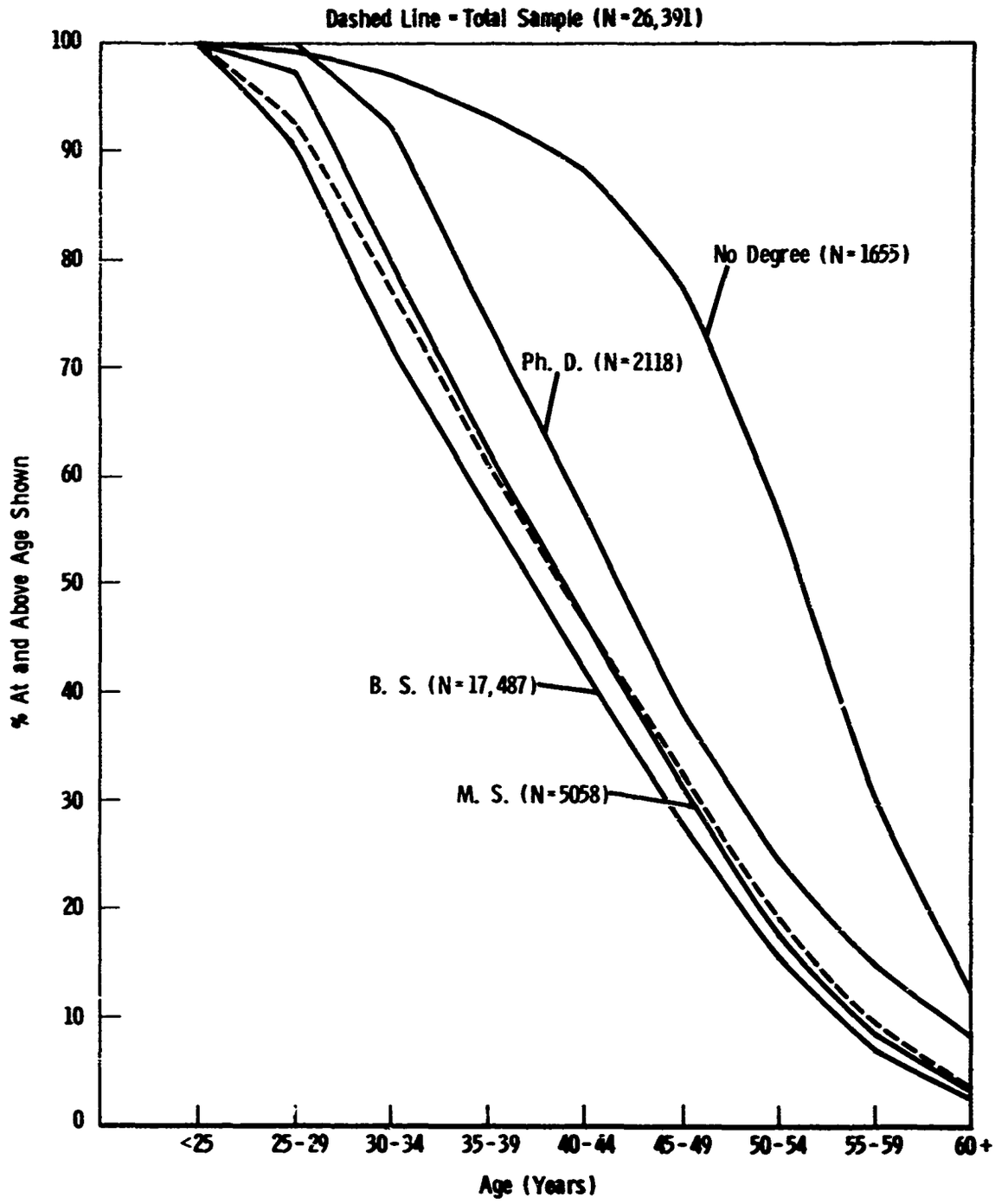

Figure 2. AGE – GRADE DISTRIBUTION

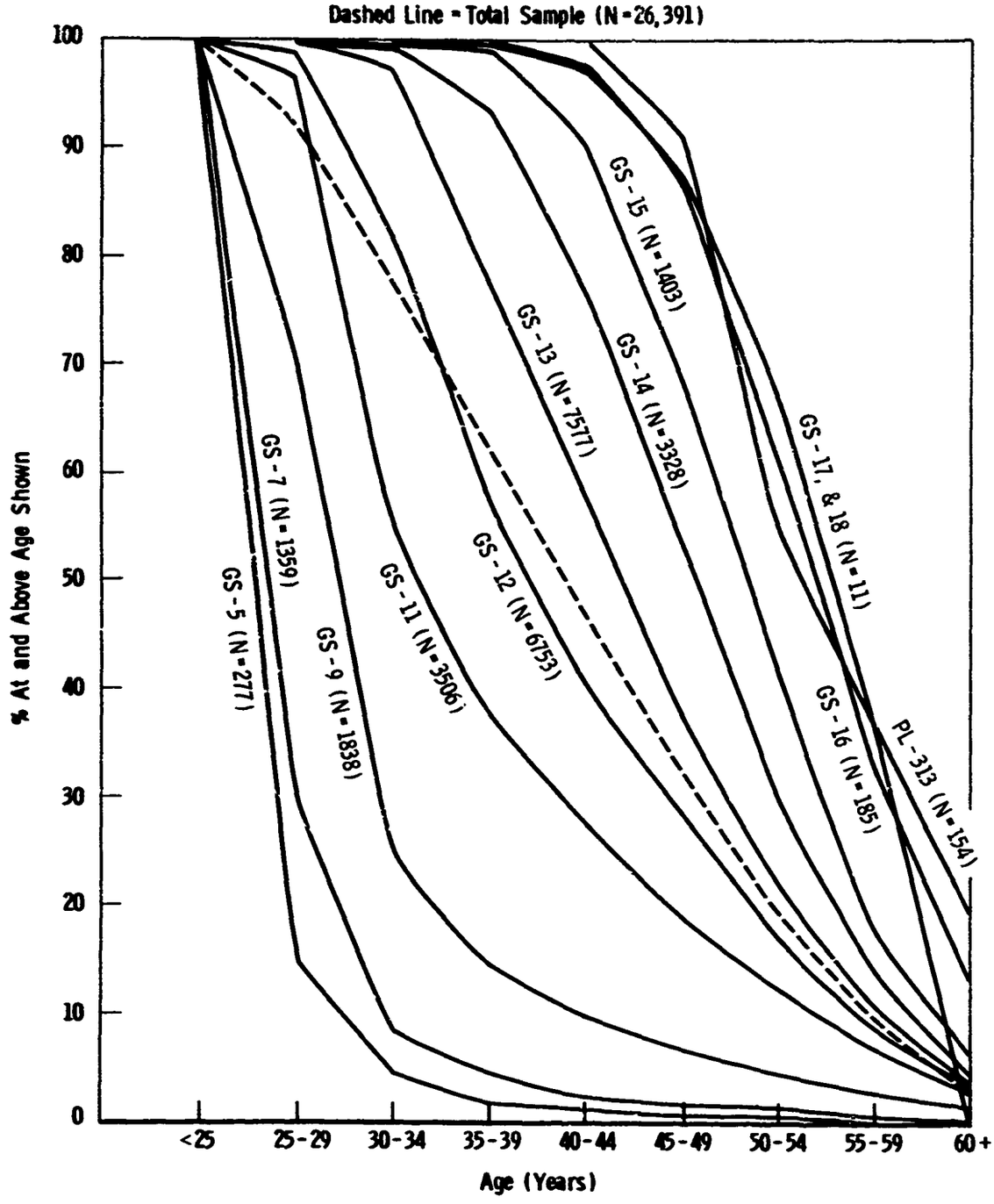

Figure 3. GRADE DISTRIBUTION BY MILITARY DEPARTMENT

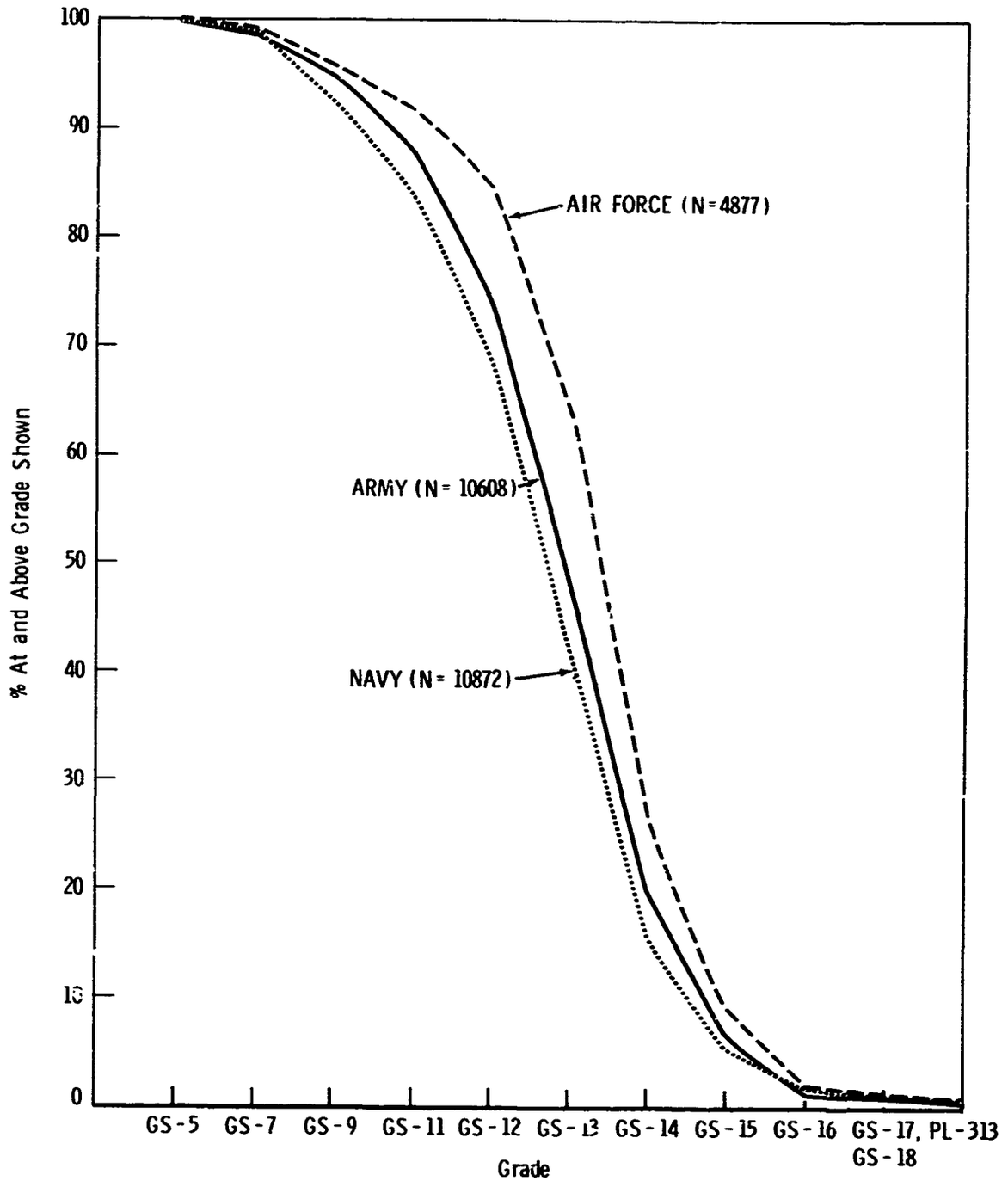

Figure 4. MEDIAN GRADE DISTRIBUTION BY AGE

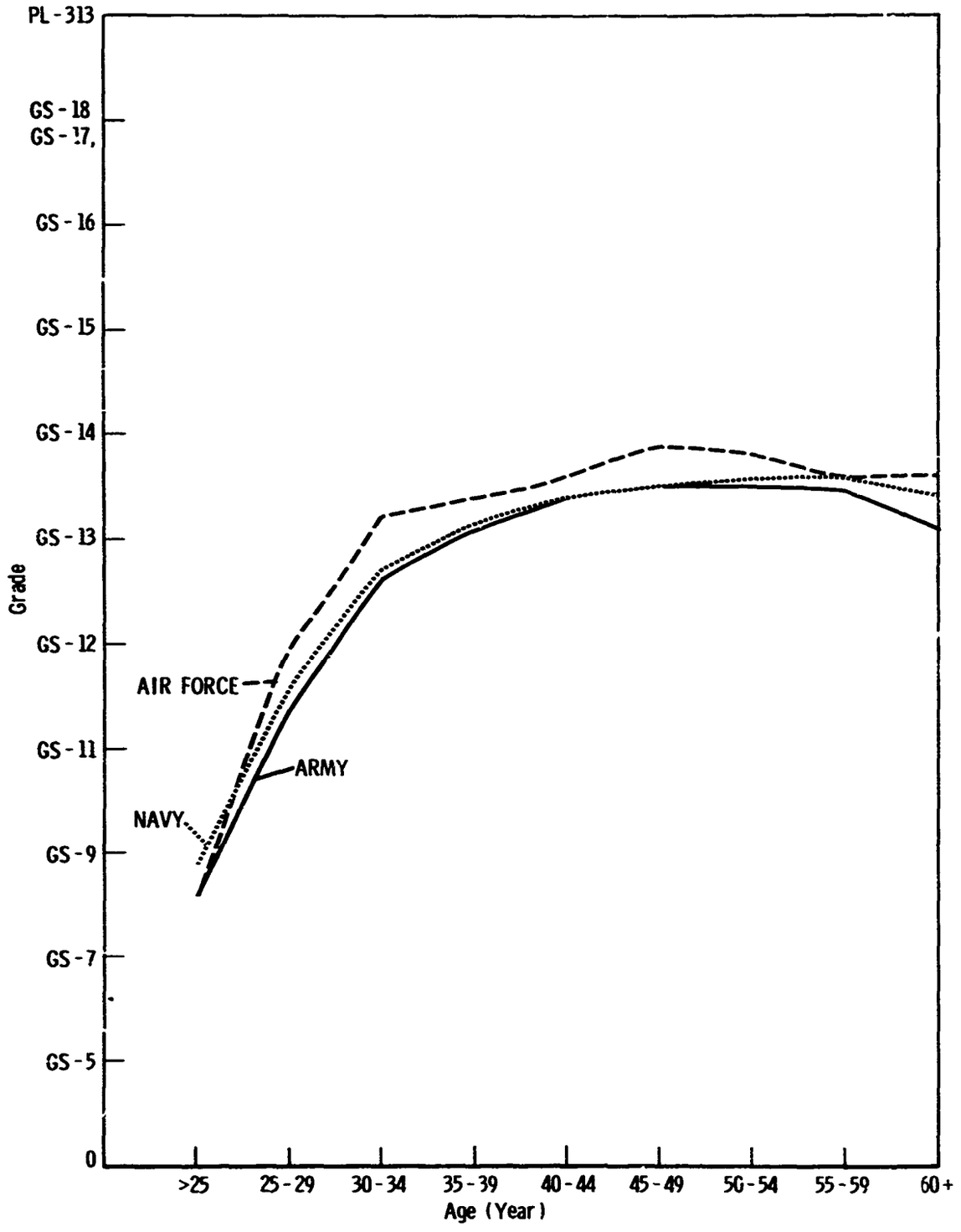

Figure 5. GRADE DISTRIBUTION BY DEGREE

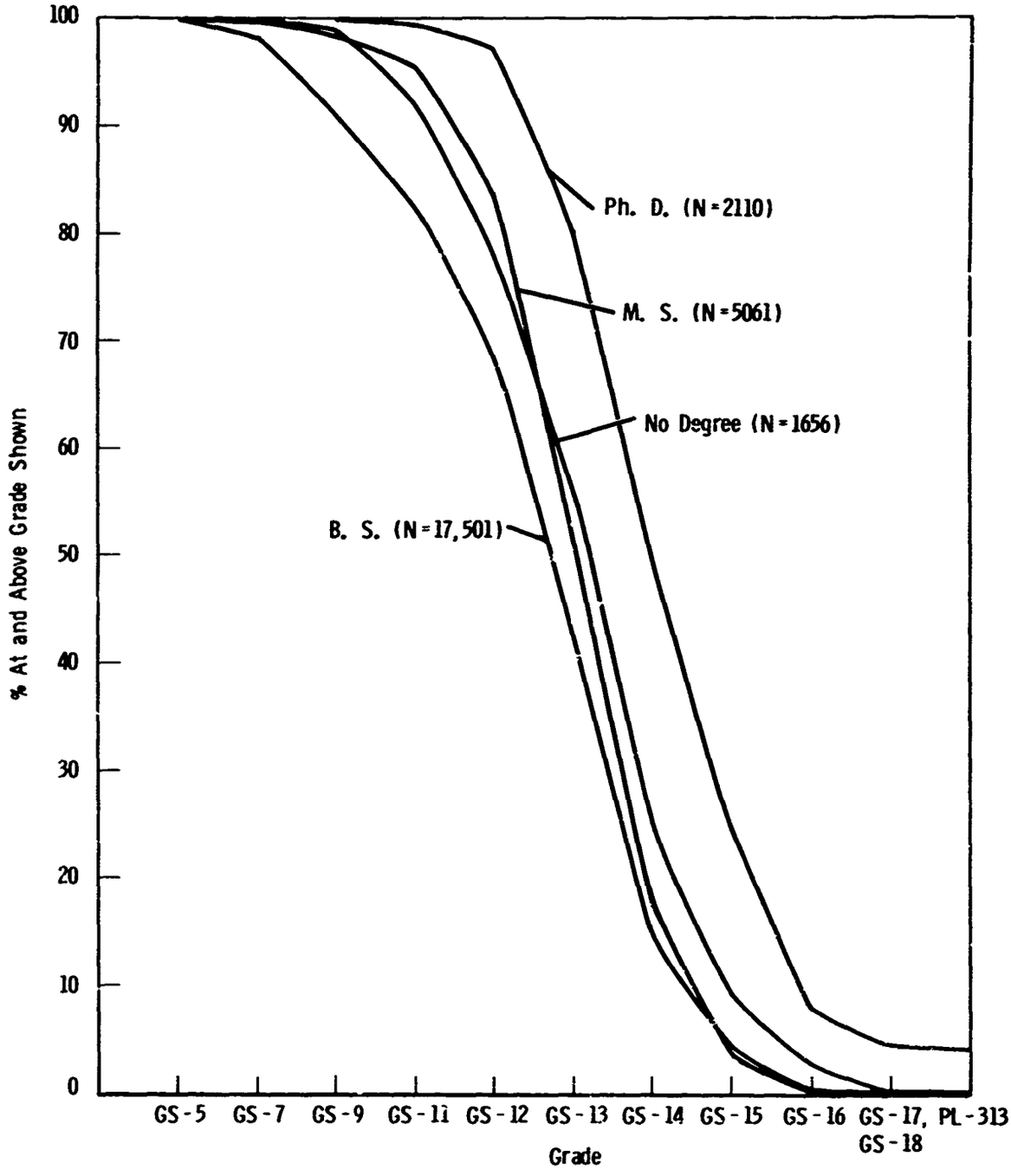

Figure 6. NONSUPERVISORY ENGINEERS AND PHYSICAL SCIENTISTS

AVERAGE SALARY BY DEGREE LEVEL

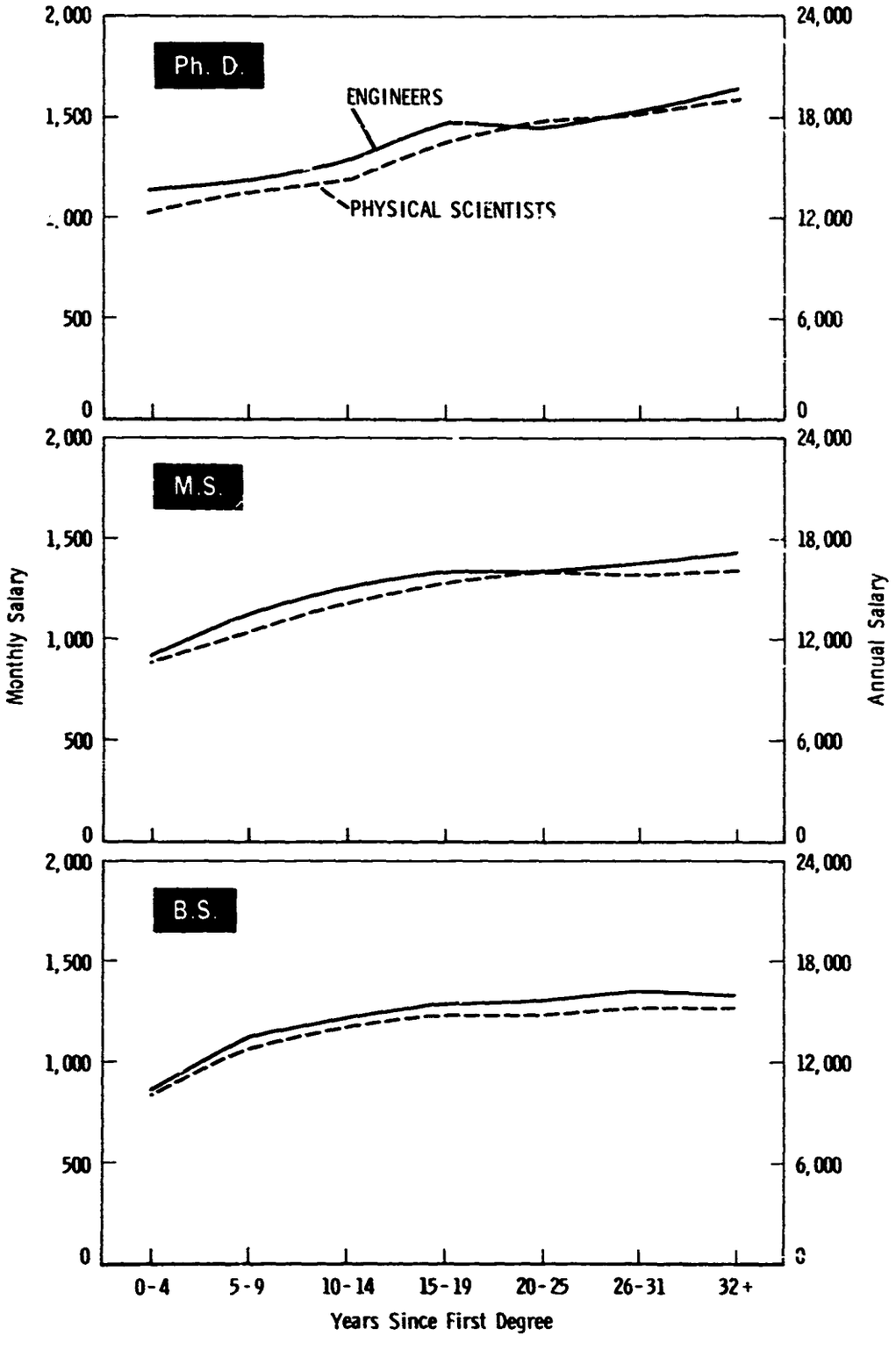

Figure 7. LEVELS OF SUPERVISION
BY DEGREE LEVEL

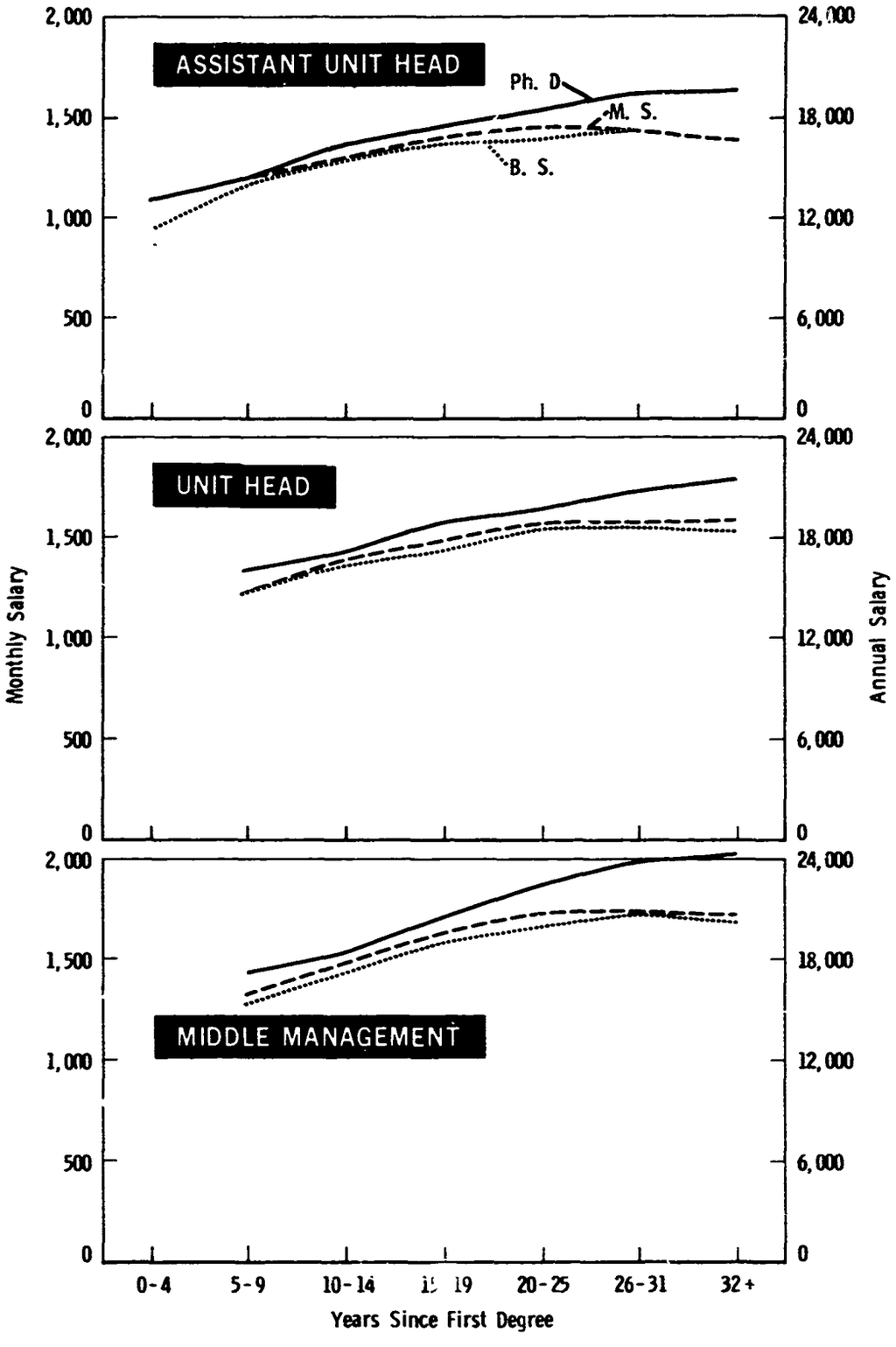

Figure 8. DEGREE LEVELS
BY LEVEL OF SUPERVISION

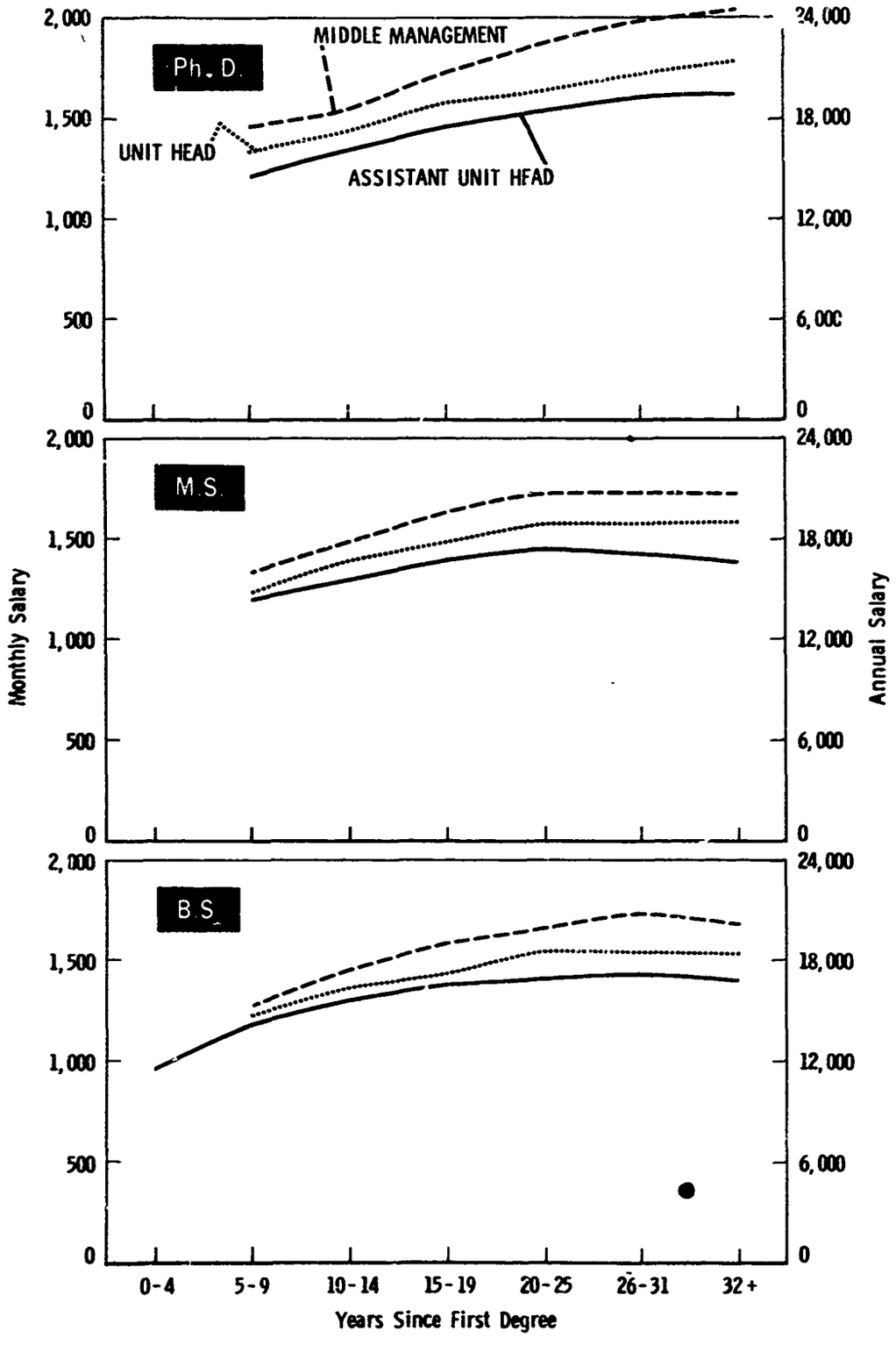

Figure 9. MEDIAN NONSUPERVISORY SALARY
BY FIELD OF HIGHEST DEGREE

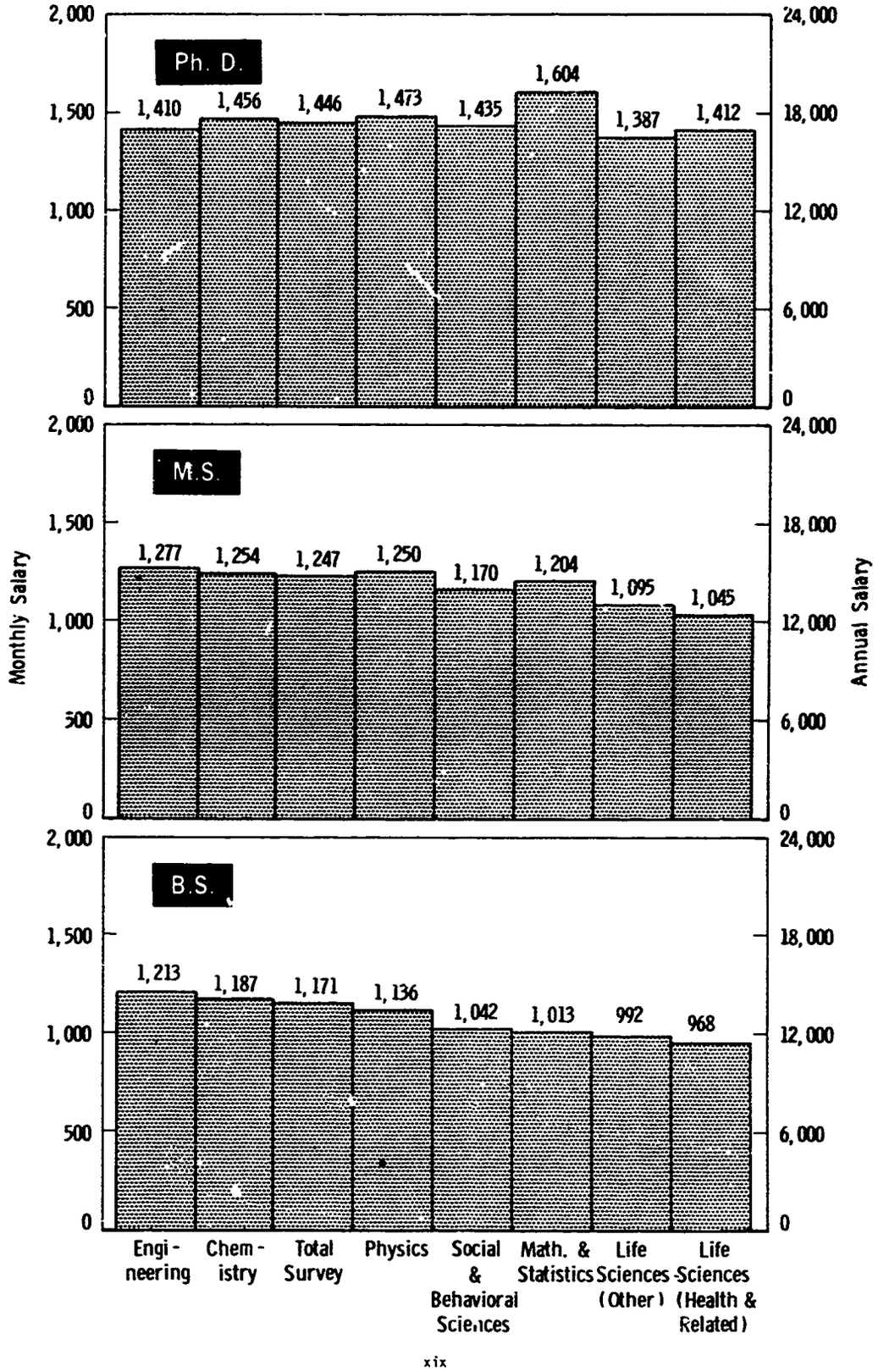

Figure 10. MEDIAN NONSUPERVISORY SALARY

BY WORKING - AS OCCUPATION



1. INTRODUCTION

The purpose of this survey was to obtain information about the salaries and selected characteristics of both civilian and military scientists and engineers engaged in research, development, test and evaluation (RDT&E) as employees of the Department of Defense. This report covers information on civilian scientists and engineers only. A separate survey report on military scientists and engineers will be issued.

Employee information as of 1 September 1968 has been obtained from individual scientists and engineers in DoD activities who devote 50 percent or more of their time to RDT&E. This includes degreed and nondegreed professionals and all levels of supervision. Technicians and nontechnical professionals are excluded.

Almost all the DoD's RDT&E activities participated in the survey —50 Army, 40 Navy and 27 Air Force organizations.

This survey report contains two major categories. The first reflects characteristics, other than salary, of the reporting RDT&E activities and of the scientists and engineers surveyed. The second summarizes salary information relating to such variables as years since first degree, age, field of degree, and working-as occupation. Questionnaires used in the survey appear in Appendix A. The methods used in analyzing the data are similar to those employed in the 1968 National Survey[1].

2. NONSALARY DATA ON ESTABLISHMENTS AND EMPLOYEES

This section describes the characteristics of the scientists and engineers whose salaries are reported in section 3. Tables 1 through 15 reflect the characteristics of the sample and may be useful in interpreting the salary data.

Composition of the DoD Survey (Table 1): Distributions are shown by military department and by type of organization—laboratory and non-laboratory. Among the non-laboratories are test centers, proving grounds and ranges that are not normally categorized as laboratories.

Field of Highest Degree/Degree Level (Table 2): The distribution of the sample is shown by field of highest degree. All fields of engineering were grouped into a single category for easy analysis. Note that this table excludes nondegreed personnel.

---

[1] J. R. Stock et al., *1968 National Survey of Compensation Paid to Scientists and Engineers in Research and Development* (Washington, D. C.: Superintendent of Documents, U. S. Government Printing Office, 31 January 1969).

Occupation by Degree Level (Table 3): The occupations that best describe the primary work activity of the survey participants are summarized. The table includes degreed as well as nondegreed individuals. Several fields were also grouped here, as was done in Table 2.

Primary Work Activity by Degree Level (Table 4): This is the distribution of primary work activity by degree level. All percentages shown in Table 4(A) are based on column sum; Table 4(B) contains the same data, but percentages are based upon row sum.

Primary Work Activity by Field of Highest Degree (Table 5): The distribution of primary work activity by field of highest degree is summarized here. Nondegreed professionals are excluded. This matrix shows the sources, by field of degree, of the various work activities. The data are displayed two ways: All percentages are based on column sums in Table 5(A) and on row sums in Table 5(B).

Supervisory Level by Degree Level (Table 6): The distribution of the total sample is shown by five levels of supervision, including nonsupervisory. For definitions of these supervisory levels, see Appendix A.

Functional Area by Degree Level (Table 7): The distribution of the total sample is shown by functional area and degree level. The functional areas are research, development, and test and evaluation.

Functional Area vs. Degree Level (Table 8): The distribution of professionals by functional area is summarized two ways. All percentages are based on column sums in Figure 8(A) and on row sums in Table 8(B).

Age by Degree Level (Table 9): The age/degree-level distribution of the total sample is displayed here. Five-year age groupings were used for purposes of analysis. Similar displays by years since first degree are included in section 3 of this report as part of the salary scatter diagrams and cells. The relationship between age and years since first degree is shown in Table 10.

Age vs. Years Since B.S. (Table 10): Age versus years since first degree (i.e., B.S.) is displayed in this scatter diagram.

Comparisons by Sex (Tables 11 through 14): Comparisons are made between male and female professionals in the total sample by supervisory level, degree level, field of highest degree, and age.

Civilian Grade vs. Age (Table 15): The civilian grade-age distribution of the total sample is displayed in Tables 15(A) and 15(B). All percentages in the former are based on column sum, and on row sum in the latter. Five-year age groupings were used for purposes of analysis.

TABLE 1. COMPOSITION OF THE DOD SURVEY: SUMMARY BY DEGREE LEVEL
DISTRIBUTION BY MILITARY DEPARTMENT

	NUMBER OF PERSONS											
	NO DEGREE		BACHELORS		MASTERS		DOCTORATES		MEDICAL		TOTALS	PERCENT
CIVILIAN												
DOD	1,661	(100%)	17,517	(100%)	5,067	(100%)	2119	(100%)	73	(100%)	26,437	100.0
%	6.3%		66.2%		19.1%		8.1%		0.3%		100%	
Army	809	(48.7%)	7,153	(40.8%)	1,832	(36.3%)	838	(39.5%)	48	(65.0%)	10,680	40.4
%	7.6%		67.0%		17.2%		7.8%		0.4%		100%	
Navy	508	(30.6%)	7,192	(41.1%)	2.304	(45.5%)	851	(40.2%)	17	(23.2%)	10,872	41.1
%	4.7%		66.1%		21.2%		7.8%		0.2%		100%	
Air Force	344	(20.7%)	3,172	(18.1%)	931	(18.4%)	430	(20.3%)	8	(11.0%)	4,885	18.5
%	7.0%		64.9%		19.1%		8.8%		0.2%		100%	
				TYPE OF ORGANIZATION BY DEGREE LEVEL								
				NON SUPERVISORY								
LABORATORIES	631		8,777		2,645		966		27		13,046	
NON-LABORATORIES	256		2,664		436		67		2		3,425	
ALL ORGANIZATIONS	387		11,441		3,081		1,033		29		16,471	
				SUPERVISORY								
LABORATORIES	595		4,711		1,621		1,005		41		7,973	
NON-LABORATORIES	173		1,304		351		71		2		1,901	
ALL ORGANIZATIONS	768		6,015		1,972		1,076		43		9,874	
				TOTAL								
LABORATORIES	1,226		13,488		4,266		1,971		68		21,019	
NON-LABORATORIES	429		3,968		787		138		4		5,326	
ALL ORGANIZATIONS	1,655		17,456		5,053		2,109		72		26,345	

TABLE 2. FIELD OF HIGHEST DEGREE / DEGREE LEVEL

	NUMBER OF PERSONS					
	NO DEGREE	BACHELORS	MASTERS	DOCTORATES	MEDICAL	TOTALS	PERCENT
DOD CIVILIAN							
ENGINEERING		10,966	2,388	337	5	13,696	55.3
CHEMISTRY		1,086	372	457	3	1,918	7.7
PHYSICS		2,695	958	619		4,272	17.2
OTHER PHYSICAL SCIENCES		219	170	117		506	2.0
LIFE SCIENCES HEALTH		67	54	92	55	268	1.1
LIFE SCIENCES OTHER		245	158	199	5	607	2.4
SOCIAL SCIENCES/PSYCHOLOGY		161	206	177	2	546	2.2
MATHEMATICS AND STATISTICS		1,797	543	84		2,424	9.8
ALL OTHER FIELDS		281	218	37	3	539	2.2
TOTALS		17,517	5,067	2,119	73	24,776	
PERCENTAGE	0.0	70.7	20.5	8.6	0.3	100.0	

TABLE 3. OCCUPATION BY DEGREE LEVEL

		NUMBER OF PERSONS						
		NO DEGREE	BACHELORS	MASTERS	DOCTORATES	MEDICAL	TOTALS	PERCENT
DOD	CIVILIAN							
	AERO AND ASTRO ENGINEERING	46	1,050	272	45		1,413	5.3
	CERAMIC ENGINEERING	5	18	4	4		31	0.1
	CHEMICAL ENGINEERING	3	318	67	13	1	402	1.5
	CIVIL ENGINEERING	26	214	63	14		317	1.2
	ELECTRIC AND ELECTRONIC ENGINEERING	627	4,486	938	64	4	6,119	23.1
	ENGINEERING MECHANICS	12	186	120	45		363	1.4
	INDUSTRIAL ENGINEERING	21	296	53	3		373	1.4
	MATERIALS ENGINEERING	27	389	97	18		451	1.7
	MECHANICAL ENGINEERING	313	2,614	364	25	1	3,317	12.5
	METALLURGICAL ENGINEERING	16	140	67	42		265	1.0
	MINING AND PETROLEUM ENGINEERING		1				1	0.0
	NUCLEAR OR REACTOR ENGINEERING	3	37	17	5		62	0.2
	OCEAN SCIENCE ENGINEERING	6	162	83	30		281	1.1
	SANITARY ENGINEERING	2	6	4			12	0.0
	ALL OTHER ENGINEERING	167	1,128	253	27	1	1,576	6.0
	PHYSICS	62	1,461	677	549		2,749	10.4
	CHEMISTRY	20	694	287	367	3	1,371	5.2
	ASTRONOMY	2	21	22	28	1	74	0.3
	ATMOSPHERIC, EARTH, MARINE/SPACE SCIENCES	21	92	96	60		269	1.0
	BIOLOGY	13	186	142	205	27	573	2.2
	SOCIOLOGY		9	9	9		27	0.1
	ANTHROPOLOGY		3	2	3		8	0.0
	LINGUISTICS SPECIALTIES		1	1			2	0.0
	ECONOMICS		1	2			3	0.0
	PSYCHOLOGY		76	153	153	2	384	1.5
	MATHEMATICS	36	1,276	381	76		1,769	6.7
	INTERDISCIPLINARY SPECIALTIES	7	110	51	48	10	226	0.9
	OTHER SPECIALTIES	74	421	142	103	18	758	2.9
	SYSTEMS ANALYSIS/SYSTEMS ENGINEERING	50	973	279	29		1,331	5.0
	MULTIDISCIPLINE SCIENCE/ENGINEERING	102	1,228	421	154	5	1,910	7.2
	TOTALS	1,661	17,517	5,067	2,119	73	26,437	
	PERCENTAGE	6.3	66.3	19.2	8.0	0.3	100.0	

TABLE 4. PRIMARY WORK ACTIVITY BY DEGREE LEVEL

A. CELL % BASED ON COLUMN SUM

DEGREE LEVEL		AERO & ASTRO	CHEM ENG	ELEC & ELECTRON	ENG ME-CHANIC	NUC & REACTOR ENG.	PHYS & ASTRON	CHEMIS TRY	GEO & SPACE SCI	BIO & AGRI	ALL OTHER ENG	SOC SCI & PSYCH	MATH & STAT	OTHER SPEC	TOTAL	PERCENT
NO DEGREE		3.9	2.7	10.3	9.5	4.8	2.3	1.5	8.2	2.3	6.6		2.2	6.3		
		46	3	626	314	3	64	20	22	13	328		26	182	1657	6.3
BS	BA	74.4	75.2	73.3	78.3	59.7	52.5	59.6	73.8	32.5	68.7	21.1	72.2	68.8		
		1256	317	4472	2611	37	1481	692	91	186	3432	89	1275	1755	17488	66.3
MS	MA	19.2	16.5	15.4	11.6	27.4	24.7	29.9	35.7	24.8	29.4	35.3	21.5	21.2		
		271	66	938	364	17	697	286	96	142	1721	166	375	619	5456	19.2
PHD		3.2	3.2	1.9	0.8	8.1	22.4	26.8	52.3	35.8	4.2	35.9	4.3	1.5		
		45	13	64	25	5	576	367	69	265	212	165	76	324	2117	8.0
MEDICAL			0.2	0.1	0.0		0.1	0.2		4.7	0.0	0.5		1.1		
			1	4	1		1	3		27	1	2		33	73	0.3
TOTAL		1412	407	6196	3315	62	2819	1368	269	573	4594	422	1766	2687	26691	
PERCENT		5.4	1.5	23.1	12.5	0.2	10.7	5.2	1.0	2.2	18.9	1.6	6.7	10.5		100.0

B. CELL % BASED ON ROW SUM

DEGREE LEVEL		AERO & ASTRO	CHEM ENG	ELEC & ELECTRON	ENG ME-CHANIC	NUC & REACTOR ENG	PHYS & ASTRON	CHEMIS TRY	GEO & SPACE SCI	BIO & AGRI	ALL OTHER ENG	SOC SCI & PSYCH	MATH & STAT	OTHER SPEC	TOTAL	PERCENT
NO DEGREE		2.8	0.2	37.8	18.9	0.2	3.9	1.2	1.3	8.8	19.8		2.2	11.0		
		46	3	626	314	3	64	20	22	13	328		26	182	1656	6.3
BS	BA	5.9	1.8	25.6	14.9	0.2	8.5	4.0	0.5	1.1	19.6	0.5	7.3	10.0		
		1256	310	4477	2613	37	1481	694	91	186	3431	85	1276	1759	17501	66.3
MS	MA	5.4	1.3	18.5	7.2	0.3	13.8	5.7	1.9	2.8	28.2	2.3	7.5	12.1		
		272	67	937	364	17	698	286	96	142	1822	166	388	614	5261	19.2
PHD		2.1	0.6	3.0	1.2	0.2	27.2	17.3	2.8	5.7	10.8	7.8	3.6	14.4		
		45	13	64	25	5	577	367	60	285	212	165	76	364	2118	8.0
MEDICAL			1.4	5.5	1.4		1.4	4.1		37.0	1.4	2.7		45.2		
			1	4	1		1	3		27	1	2		33	73	0.3
TOTAL		1413	482	6189	3316	62	2871	1370	265	573	4594	422	1766	2651	26689	
PERCENT		5.4	1.8	23.1	12.6	0.2	10.7	5.2	1.0	2.2	18.5	1.6	6.3	10.5		100.0

TABLE 5. PRIMARY WORK ACTIVITY BY FIELD OF HIGHEST DEGREE

A. CELL % BASED ON COLUMN SUM

	ENGINEERING	CHEMISTRY	PHYSICS	OTHER PHYS SCI	LIFE SCI HEALTH	LIFE SCI OTHER	SOC SCI & PSYCH	MATH + STAT	ALL OTHER FIELDS	TOTAL	PERCENT
AERO+ASTRO	9.1	0.6	1.2	2.6		0.2	0.5	1.4	3.1		
	1246	11	52	3		1	3	33	15	1364	5.5
CHEM ENG	2.1	4.4	0.2	0.2	0.4	0.3		0.1	1.0		
	292	84	8	1	1	2		3	5	396	1.6
ELEC+ELECTRN	33.4	1.9	14.9	4.4	2.6	8.5	3.1	5.0	11.1		
	4567	36	635	22	7	3	17	122	53	5462	22.1
ENG MECHANIC	20.5	1.1	1.7	3.2	0.4	0.5	0.9	1.4	8.6		
	2846	21	73	15	1	3	5	34	41	2999	12.2	
NUC+REAC ENG	0.2	0.0	2.4	0.2	0.4			0.1	0.2		
	27		15	1	1			3	1	59	0.2
PHYS-ASTRON	1.2	4.0	54.0	13.5	1.5	0.3	0.2	3.9	5.0		
	166	77	2335	68	4	2	1	95	24	2742	11.1
CHEMISTRY	0.3	61.5	0.3	3.6	9.8	0.4		0.2	2.3		
	37	1166	11	18	26	51		5	11	1345	5.5
GEO+SPACE SC	0.1	0.3	1.7	24.8		0.3	1.5	0.4	1.9		
	15	6	72	125		2	8	10	9	247	1.0
BIO+AGR	0.0	0.0	0.0	0.0	55.1	63.4	0.4	0.1	2.3		
	1	9	1	2	146	393	2	2	11	557	2.3
ALL OTHR ENG	23.9	10.3	12.5	23.4	3.8	5.6	4.0	14.5	25.2		
	3269	197	531	118	10	34	27	350	129	4656	18.9
SOC SC+PSYCH	0.0		0.0	0.2		1.2	73.1	0.1	2.1		
	1		1	1		7	399	3	10	422	1.7
MATH+STAT	0.2	0.5	1.5	3.2	0.8	2.5	2.6	63.6	8.8		
	34	10	65	16	2	3	14	1549	42	1726	7.0
OTHER SPEC	8.5	13.9	11.6	22.8	25.3	18.7	12.8	9.1	28.3		
	1214	267	496	115	67	113	78	220	135	2697	12.9
TOTAL	13675	1915	4265	505	265	574	546	2423	477	24672	
PERCENT	55.4	7.8	17.3	2.0	1.1	2.4	2.2	9.8	1.9		100.0

TABLE 5. PRIMARY WORK ACTIVITY BY FIELD OF HIGHEST DEGREE (CONTINUED)

B. CELL % BASED ON ROW SUM

	ENGI-NEER-ING	CHEMIS TRY	PHYS-ICS	OTHER PHYS SCI	LIFE SCI HEALTH	LIFE SCI OTHER	SOC SCI & PSYCH	MATH + STAT	ALL OTHER FIELDS	TOTAL	PERCENT
AERO+ASTRO	91.3	1.6	3.8	0.2		0.1	0.2	2.4	1.1		
	1246	11	52	3		1	3	33	15	1364	5.5
CHEM ENG	73.7	21.2	2.0	0.3	0.3	0.5		0.8	1.3		
	292	84	8	1	1	2		3	5	396	1.6
ELEC+ELECTRN	83.6	0.7	11.6	0.4	0.1	0.1	0.3	2.2	1.0		
	4567	36	635	22	7	3	17	122	53	5462	22.1
ENG MECHANIC	93.6	0.7	2.4	0.5	0.3	0.1	0.2	1.1	1.4		
	2866	21	73	15	1	3	5	34	41	2999	12.2
NUC+CHEAC ENG	45.8	18.6	25.4	1.7	1.7			5.1	1.7		
	27	11	15	1	1			3	1	59	0.2
PHYS-ASTRON	6.1	2.8	84.1	2.5	0.1	0.1	0.0	3.5	0.8		
	166	77	2305	68	4	2	1	95	24	2742	11.1
CHEMISTRY	2.8	88.2	0.8	1.3	1.9	3.8		0.4	0.8		
	37	1186	11	18	26	51		5	11	1345	5.5
GEO+SPACE SC	6.1	2.4	29.1	50.6		0.8	3.2	4.0	3.6		
	15	6	72	125		2	8	10	9	247	1.0
BIO+AGR	0.2	1.6	0.2	0.4	26.2	68.8	0.4	0.4	2.2		
	1	9	1	2	146	383	2	2	11	557	2.3
ALL OTHR ENG	70.2	4.2	11.4	2.5	0.2	0.7	0.6	7.5	2.6		
	3269	197	531	118	10	34	27	350	120	4656	18.9
SOC SC+PSYCH	0.2		0.2	0.2		1.7	94.5	0.7	2.4		
	1		1	1		7	399	3	10	422	1.7
MATH+STAT	2.0	0.6	3.8	0.9	0.1	0.2	0.8	89.2	2.4		
	34	10	65	16	2	3	14	1540	42	1726	7.0
OTHER SPEC	45.1	9.9	18.4	4.3	2.5	4.2	2.6	8.2	5.0		
	1214	267	496	115	67	113	73	220	135	2697	10.9
TOTAL	13675	1515	4265	585	265	664	546	2422	477	24672	
PERCENT	55.4	7.8	17.3	2.3	1.1	2.4	2.2	9.8	1.9		100.0

TABLE 6. SUPERVISORY LEVEL BY DEGREE LEVEL

		NUMBER OF PERSONS					
	NO DEGREE	BACHELORS	MASTERS	DOCTORATES	MEDICAL	TOTALS	PERCENT
DOD CIVILIAN							
NONSUPERVISORY	893	11,474	3,090	1,038	28	16,523	62.5
ASSISTANT UNIT HEAD	284	2,508	682	282	8	3,764	14.2
UNIT HEAD	264	1,915	636	418	18	3,243	12.3
MIDDLE MANAGEMENT	171	1,238	476	257	5	2,147	8.1
TOP MANAGEMENT	49	382	183	132	14	760	2.9
TOTALS	1,661	17,517	5,067	2,119	73	26,437	
PERCENTAGE	6.3	66.3	19.2	8.0	0.3	100.0	

TABLE 7. FUNCTIONAL AREA BY DEGREE LEVEL

		NUMBER OF PERSONS					
	NO DEGREE	BACHELORS	MASTERS	DOCTORATES	MEDICAL	TOTALS	PERCENT
DOD CIVILIAN							
RESEARCH	191	3,289	1,873	1,639	57	6,969	26.4
DEVELOPMENT	1,185	10,562	2,698	430	10	14,797	56.0
TEST AND EVALUATION	362	3,737	583	48	6	4,656	17.6
TOTALS	1,658	17,588	5,866	2,117	73	26,422	
PERCENTAGE	6.3	66.3	19.2	8.0	0.3	100.0	

TABLE 8. FUNCTIONAL AREA VS. DEGREE LEVEL

A. CELL % BASED ON COLUMN SUM

FUNCTIONAL AREA	NO DEGREE	BS BA	MS MA	PHD	MEDCAL	TOTAL	PERCENT
RESEARCH	11.6	18.3	37.0	77.4	78.1		
	191	3284	1873	1639	57	6963	26.4
DEVELOPMENT	66.6	66.3	53.0	20.3	13.7		
	1188	18554	2682	431	10	14776	56.0
TEST+EVAL	21.9	21.3	9.9	2.3	8.2		
	361	3731	502	48	6	4648	17.6
TOTAL	1652	17489	5057	2116	73	26387	
PERCENT	6.3	66.3	19.2	8.0	0.3		100.0

B. CELL % BASED ON ROW SUM

FUNCTIONAL AREA	NO DEGREE	BS BA	MS MA	PHD	MEDCAL	TOTAL	PERCENT
RESEARCH	2.7	46.8	26.9	23.5	0.8		
	191	3284	1873	1639	57	6963	26.4
DEVELOPMENT	7.4	71.4	18.2	2.9	0.1		
	1188	18554	2682	431	10	14776	56.0
TEST+EVAL	7.8	80.2	10.8	1.0	0.1		
	361	3731	502	48	6	4648	17.6
TOTAL	1652	17489	5057	2116	73	26387	
PERCENT	6.3	66.3	19.2	8.0	0.3		100.0

TABLE 9. AGE BY DEGREE LEVEL

A. CELL % BASED ON COLUMN SUM

DEGREE LEVEL	AGE -24	25-29	30-34	35-39	40-44	45-49	50-54	55-59	60+	TOTAL	PERCENT
NO DEGREE	0.5	0.8	1.3	2.3	4.7	9.9	17.1	19.9	28.4		
	10	33	55	88	182	350	439	297	281	1655	6.3
B.S. B.A.	92.3	73.3	68.2	67.4	64.0	62.4	56.6	52.2	44.1		
	1724	2930	2874	2618	2460	2211	1453	779	435	17484	66.2
M.S. M.A.	7.1	22.0	21.2	20.0	20.7	19.3	18.3	17.7	16.9		
	132	881	895	776	794	683	469	264	167	5061	19.2
PH.D.	0.1	3.8	9.0	10.0	10.2	8.2	7.6	10.0	17.2		
	1	153	377	389	393	291	196	149	170	2118	8.0
MEDICAL		0.1	0.3	0.3	0.3	0.3	0.4	0.1	1.3		
		2	11	13	12	10	10	2	13	73	0.3
TOTAL	1867	3999	4212	3893	3841	3545	2567	1491	986	26391	
PERCENT	7.1	15.2	16.0	14.7	14.6	13.4	9.7	5.6	3.7		100.0

B. CELL % BASED ON ROW SUM

DEGREE LEVEL	AGE -24	25-29	30-34	35-39	40-44	45-49	50-54	55-59	60+	TOTAL	PERCENT
NO DEGREE	0.6	2.0	3.3	5.3	11.0	21.1	26.5	17.9	12.1		
	10	33	55	88	182	350	439	297	281	1655	6.3
B.S. B.A.	9.9	16.8	16.4	15.0	14.1	12.6	8.3	4.5	2.5		
	1724	2930	2874	2618	2460	2211	1453	779	435	17484	66.2
M.S. M.A.	2.6	17.4	17.7	15.3	15.7	13.5	9.3	5.2	3.3		
	132	881	895	776	794	683	469	264	167	5061	19.2
PH.D.	0.0	7.2	17.8	18.3	18.6	13.7	9.3	7.0	8.0		
	1	153	377	389	393	291	196	149	170	2118	8.0
MEDICAL		2.7	15.1	17.5	16.4	13.7	13.7	2.7	17.8		
		2	11	13	12	10	10	2	13	73	0.3
TOTAL	1867	3999	4212	3893	3841	3545	2567	1491	986	26391	
PERCENT	7.1	15.2	16.0	14.7	14.6	13.4	9.7	5.6	3.7		100.0

TABLE 10. AGE VS. YEARS SINCE B.S.

DOD - CIVILIAN

AGE	0	1	2	3	4	5	6	7	8	9	10	11	12	13	14	15	16 17	18 19	20 21	22 23	24 25	26 27	28 29	30 31	32 33	34 35	36 37	38 39	40 41	42 43	44 45	46 47	48 49	50 51	52 53	54 55	56 60	61 65	66 99	
-20	5	1		1																																			7	
21	54	8																																					62	
22	412	70	6																																				488	2
23	207	364	65	5	3																																		544	4
24	62	225	303	59	5		1																																555	7
25	29	84	231	347	76	9	1																																777	10
26	17	33	99	239	324	76	8		1																														797	13
27	10	27	37	85	203	307	59	8	1																														737	16
28	8	11	17	33	94	238	302	82	5																														782	20
29	10	17	15	21	41	107	271	314	79	4	2	1																											873	23
30	13	7	14	21	37	35	91	250	301	62	3																												838	26
31	5	8	14	23	34	51	48	95	223	245	65	6	1																										815	30
32	3	5	6	15	22	44	37	64	95	186	275	55	5	1																									813	33
33	4	8	6	9	30	32	45	74	78	81	249	225	78	7	3																								927	37
34	2	4	5	15	17	26	44	48	67	57	75	110	225	57	7	3																							762	42
35	2	2	4	8	14	28	20	60	66	76	46	69	127	195	50	3	1	1																					801	43
36-37	7	9	5	15	15	31	49	65	136	137	186	100	97	145	264	205	75	2																					1551	49
38-39	1	7	5	5	16	16	22	28	54	82	133	80	78	57	78	148	545	75	3																				1441	55
40-41	3	1	3	10	2	5	15	18	24	31	50	45	41	54	78	94	403	449	80	7																			1427	61
42-43	1	2	7	3	4	6	12	11	17	16	11	17	20	31	30	47	333	593	231	80	4																		1482	67
44-45	1	3	5	4	3	8	11	0	14	16	12	15	19	22	36	32	196	527	303	107	99	1	1																1444	73
46-47	2	2	1	4	9	8	9	12	11	5	10	13	16	18	28	28	104	343	247	56	296	103	4	1															1330	72
48-49	1		4		9	3	6	7	10	3	12	15	14	15	26	18	77	180	125	30	146	381	100	3															1185	83
50-51	2	2		2	2	6	4	9	4	2	9	8	9	9	18	19	58	93	70	20	42	203	380	89	2														1054	87
52-53	1	1	1	2		1	3	5	6	3	3	12	5	5	8	7	21	33	26	14	17	68	188	266	70	7													765	90
54-55				2	1	1		1	3	5	7		4	3	6	5	13	22	15	7	9	35	73	130	205	57	2													606	93
56-60	1	1		1		1	2	2	2	1	3	2	4	5	9	7	12	11	16	10	8	22	46	67	168	313	339	1													1354	97
61-65							1		1	2	1			1		1	3	1		2	2	5	9	6	16	28	249	145	1													474	99
66-99	1	1		2	1	2	2	1		1	1		2			1	1	2			1	1	5		1	3	16	74	49													168	100
SUM	864	993	853	928	962	1035	1663	1921	1891	2015	1153	789	745	625	647	608	1834	2332	1116	333	624	819	798	562	462	408	606	220	58													24739	
PERCNT	3	7	10	14	18	22	26	31	36	40	45	48	51	53	56	58	66	75	80	81	84	87	90	92	94	96	98	99	100														
MEAN	23	24	25	27	28	29	30	32	33	34	35	36	36	37	39	40	42	44	45	46	47	49	51	53	55	57	60	64	70														

YEARS SINCE B.S.

TABLE 11. SUPERVISORY LEVEL BY SEX

LEVEL	MALE	%	NUMBER OF PERSONS CIVILIAN FEMALE	%	TOTAL
DOD					
Nonsupervisory	15,702	61.7	821	86.1	16,523
Assistant Unit Head	3,689	14.9	75	7.9	3,764
Unit Head	3,195	12.6	48	5.0	3,243
Middle Management	2,138	8.5	9	0.9	2,147
Top Management	759	3.0	1	0.1	760
Totals	25,483	99.7	954	100.0	26,437

TABLE 12. DEGREE LEVEL BY SEX

DEGREE	MALE	%	CIVILIAN FEMALE	%	TOTAL
DOD					
No Degree	1,643	6.4	18	1.9	1,661
Bachelor's	16,871	66.2	646	67.7	17,517
Master's	4,840	19.0	227	23.8	5,067
Doctorates	2,061	8.1	58	6.1	2,119
Medical	68	0.3	5	0.5	73
Totals	25,483	99.9	954	100.0	26,437

TABLE 13. FIELD OF HIGHEST DEGREE BY SEX

FIELD	MALE	%	CIVILIAN FEMALE	%	TOTAL
DOD					
Engineering	13,640	57.4	57	6.1	13,697
Chemistry	1,793	7.5	125	13.4	1,918
Physics	4,183	17.6	89	9.5	4,272
Other Phy. Sci.	483	2.0	23	2.5	506
Life Sci,Hlth +Rel.	236	1.0	32	3.4	268
Life Sci- Other	508	2.1	99	10.6	607
SCC Anthro Econ +Psy.	486	2.0	60	6.4	546
Math + Statistics	2,017	8.5	407	43.6	2,424
All Other Fields	437	1.8	42	4.5	479
Totals	23,783	99.8	934	100.0	24,717

TABLE 14. AGE DISTRICTION BY SEX

SEX		-24	25-29	30-34	35-39	40-44	45-49	50-64	55-59	60+	TOTAL	PERCENT
FEMALE		28.0	22.0	9.9	8.2	11.0	10.5	10.2	4.5	3.7		
		150	209	94	78	105	100	97	43	35	951	3.6
MALE		6.6	14.9	16.2	15.0	14.7	13.5	9.7	5.7	3.7		
		1676	3790	4120	3806	3735	3446	2468	1448	951	25440	96.4
TOTAL		1866	3999	4214	3884	3840	3546	2565	1491	986	26391	
PERCENT		7.1	15.2	16.0	14.7	14.6	13.4	9.7	5.6	3.7		100.0

TABLE 15. CIVILIAN GRADE BY AGE

A. CELL % BASED ON COLUMN SUM

AGE	PL 313	GS-17-18	GS-16	GS-15	GS-14	GS-13	GS-12	GS-11	GS-9	GS-7	GS-5	TOTAL	PERCENT
				0.1			0.0	3.5	29.9	70.1	85.2		
-24				1			1	124	551	954	236	1867	7.1
	0.6			0.1	0.1	2.0	17.2	41.7	45.7	21.5	10.5		
25-29	1			7	4	209	1158	1463	848	293	29	3999	15.2
				1.5	6.4	19.2	24.6	17.5	18.1	4.0	2.5		
30-34				22	213	1456	1660	615	185	53	7	4212	16.0
	1.9		2.2	7.3	17.2	21.2	16.9	10.0	4.4	1.7	2.7		
35-39	3		4	182	572	1607	1139	358	81	23	2	3883	14.7
	10.4	0.1	10.0	22.9	23.3	19.3	12.9	8.6	3.0	1.1	0.4		
40-44	16	1	20	321	775	1463	872	301	54	15	1	3841	14.6
	20.0	36.4	25.9	26.7	23.9	16.3	11.5	6.6	2.5	0.4			
45-49	32	4	48	375	796	1233	775	231	46	5		3545	13.4
	29.9	18.2	28.6	23.7	15.4	10.9	8.3	5.5	2.0	0.6	0.7		
50-54	46	2	53	333	512	823	560	192	36	8	2	2567	9.7
	16.9	36.4	18.9	11.5	9.3	6.3	4.0	3.7	0.9	0.4			
55-59	26	4	35	157	318	481	322	128	17	6		1491	5.0
	19.5		13.5	6.1	4.4	4.0	3.9	2.9	1.5	0.1			
60+	38		25	85	146	304	265	101	20	2		986	3.7
TOTAL	154	11	185	1483	3328	7576	6752	3505	1848	1360	277	26391	
PERCENT	0.6	0.0	0.7	5.3	12.6	28.7	25.6	13.3	7.0	5.2	1.0		100.0

TABLE 15. CIVILIAN GRADE BY AGE

B. CELL % BASED ON ROW SUM

AGE	Pt 313	GS-17-18	GS-16	GS-15	GS-14	GS-13	GS-12	GS-11	GS-9	GS-7	GS-5	TOTAL	PERCENT
				0.1			0.1	0.6	29.5	51.1	12.6		
-24				1			1	124	551	954	236	1867	7.1
	0.0			0.1	0.1	5.2	29.0	36.6	21.0	7.3	0.7		
25-29	1			2	4	209	1158	1463	840	293	29	3999	15.2
				0.5	5.1	34.6	39.4	14.6	4.4	1.3	0.2		
30-34				22	213	1456	1660	615	185	54	7	4212	16.0
	0.1		0.1	2.5	14.7	41.4	29.3	9.0	2.1	0.6	0.1		
35-39	3		4	107	572	1607	1139	350	81	23	2	3883	14.7
	0.4	0.0	0.5	0.4	20.2	38.1	22.7	7.0	1.5	0.4	0.0		
40-44	16	1	20	321	775	1463	872	301	56	15	1	3841	14.5
	0.9	0.1	1.4	10.5	22.5	34.0	21.9	6.5	1.3	0.1			
45-49	32	4	48	375	796	1233	775	231	46	5		3545	13.4
	1.0	0.1	2.1	13.0	19.9	32.1	21.0	7.5	1.4	0.3	0.1		
50-54	46	2	53	333	512	823	560	192	36	0	2	2567	9.7
	1.7	0.3	2.3	10.9	20.0	32.3	21.6	0.6	1.1	0.4			
55-59	26	4	35	157	310	401	322	120	17	0		1491	5.0
	3.0		2.5	0.5	14.0	30.0	20.9	10.2	2.0	0.2			
60+	30		25	05	146	304	265	101	20	2		000	3.7
TOTAL	154	11	105	1403	3320	7576	6752	3505	1040	1360	277	26391	
PERCENT	0.0	0.0	0.7	5.3	12.0	20.7	25.0	13.3	7.0	5.2	1.0		100.0

SECTION 3. BREAKDOWN OF SURVEY DATA

CONTENTS

	Page
Degreed Scientists and Engineers	
Total Survey	1
Nonsupervisory	2
Assistant Unit Head	5
Unit Head	8
Middle Management	14
Top Management	
Field of Highest Degree	17
Engineering Degrees	18
Combined Physical Science Degrees	24
Engineering and Combined Physical Science Degrees	30
Field of Highest Degree	37
Engineering	38
Chemistry	44
Physics	50
Other Physical Sciences	56
Life Sciences—Health	62
Life Sciences—Other	68
Social and Behavioral Sciences	74
Mathematics and Statistics	80
M.D., D.D.S., D.V.M.	86
All Other Fields	88
NonDegreed and Degreed Scientists and Engineers	
Working-As Occupation	95
Nonsupervisory	96
Combined Supervisory	117
Function	139
Nonsupervisory	140
Combined Supervisory	146
Degreed Scientists and Engineers	
Sex, Male/Female	153
Organizational Type	159
All Organizations	160
Laboratories	170
Non-Laboratories	180

CONTENTS (continued)

Page

Nondegreed Scientists and Engineers

Total Survey---------- 191
Nonsupervisory---------- 192
Combined Supervisory---------- 195
Working-as Occupation---------- 198
Function---------- 204
Sex---------- 216

Nondegreed and Degreed Scientists and Engineers

Summary of Median Monthly Salaries---------- 223
Level of Supervision---------- 224
Field of Highest Degree---------- 225
Working-as Occupation---------- 226
Field of Highest Degree vs. Working-as Occupation---------- 227
Total Department of Defense---------- 228

DEGREED SCIENTISTS AND ENGINEERS

Total Survey: Years Since First Degree, Level of Degree

	Page
Nonsupervisory	2
Assistant Unit Head	5
Unit Head	8
Middle Management	11
Top Management	14

SUPERVISORY LEVEL - NON-SUPERVISORY

ALL SERVICES - 11448 ARMY - 4388 NAVY - 4988 AIR FORCE - 2168

SALARY BACHELORS - 11448

SALARY	0	1	2	3	4	5	6	7	8	9	10	11	12	13	14	15	16	17	18	19	20	21	22	23	24	25	26	27	28	29	30	31	32	33	34	35	36	40	41	45	46	99		
2551-																																											
2501-2550									1																																	1	
2451-2500																																											
2401-2450																																											
2351-2400																																											
2301-2350																																											
2251-2300																																											
2201-2250																												1	2													3	
2151-2200																				1																						1	
2101-2150																																											
2051-2100																																											
2001-2050																			1								2	3	1			1									8	
1951-2000																									1	3			2			1									7	
1901-1950																	2			1	1							1		1											6	
1851-1900																	3		1	1	3	1				3	1														13	
1801-1850																1	1					1	2																		5	
1751-1800																	1				2	3	1		2	2															11	
1701-1750											1			1		4	2	1			4	3		4	1	1															23	
1651-1700													1		1	2	8	2		2	4	4	3		2	1															30	
1601-1650										1			1	1	3	6	18	8	3	5	8	7	5	3	4	4	1														78	1
1551-1600	3							1			2	1	5	2	7	4	20	13	5	3	5	11	4	7	7	4	5														109	2
1501-1550									1		1		2	1	3	4	5	16	5	1	2	6	8	5	2	4	6	1														73	3
1451-1500								1		2	1	3	4	3	4	6	9	15	7	4	2	8	9	10	13	5	12	2														120	4
1401-1450	1		1		1		1	3	2	3	3	4	6	3	8	9	39	49	17	3	19	12	15	13	9	5	13		1												240	6
1351-1400			1				2	1	4	7	25	22	33	36	32	36	123	153	54	9	20	29	24	14	14	15	25	5													684	12
1301-1350		1	1	1	1	2	1	6	18	13	69	47	24	26	13	28	59	72	15	7	8	18	18	9	13	12	16	6													506	16
1251-1300			1	2	2	5	8	25	41	52	92	43	29	28	29	22	71	88	36	3	19	19	22	18	12	9	21	5	5												699	22
1201-1250	1	1		1	1	9	23	58	93	54	45	34	31	28	22	23	78	88	32	9	17	28	22	11	18	18	12	7	3												743	29
1151-1200	2	2	3	4	2	15	32	49	44	67	85	49	45	48	34	21	78	74	32	11	15	13	19	13	13	11	18	6	3												792	36
1101-1150	6	6	3	18	33	131	167	256	282	121	96	51	33	36	32	25	63	82	26	11	11	19	17	15	12	11	12	2	3												1498	49
1051-1100	5	3	7	32	112	133	98	72	69	42	36	18	21	13	11	13	37	38	14	6	8	8	8	11	2	5	11	4	2												823	56
1001-1050	6	2	4	14	46	99	88	64	48	38	15	25	13	17	8	4	23	27	18	5	9	6	11	9	8	3	4	5	1												612	61
951-1000	4	11	199	333	268	167	93	58	35	26	19	12	15	12	8	9	33	21	5	3	4	8	5	11	3	6	7	2	1												1376	73
901- 950	3	1	5	18	7	18	16	15	6	6	3	2	1	1			8	2			2	2			2	2	1														187	74
851- 900		11	111	78	42	22	21	9	12	6	4	4	4	3	4	2	6		5	1		5	2	3	1	2	2		2												354	77
801- 850	9	334	244	135	68	46	28	17	6	2	3	5	2	1	1	1	1	3	1	3	2		2			1	1	1													989	85
751- 800	421	291	77	36	22	12	18	18	11	4	5	2	1		1	3	6	6	1																					919	93
701- 750	144	86	32	28	11	12	6	2	2	4	1	2	3			1	1	2																						329	96
651- 700	15	11	6						1	1		1			1	1																								37	96
601- 650	288	21	9	5	5	4	4	2		2	1	2		1	1			1						1																267	99
551- 600	28	19	9	7	1	3		1	1							1																								62	99
501- 550	1			1																																				2	99
0- 500	5	6	2		1																			1																15	100
SUM	854	886	715	681	615	678	582	646	567	456	589	330	271	238	222	211	657	784	287	84	152	285	286	167	138	118	178	48	21	11448												
PER CENT	7	14	20	26	32	37	43	48	53	57	62	65	67	69	71	73	79	85	88	89	90	92	94	95	96	97		99	100													
MEAN	734	789	866	919	968	1016	1058	1093	1124	1149	1190	1184	1203	1206	1227	1241	1253	1275	1262	1247	1260	1323	1323	1279	1322	1303	1308	1214	1155	1077												
0.90	794	843	987	999	1098	1136	1163	1224	1258	1299	1336	1348	1384	1382	1411	1438	1426	1455	1452	1538	1520	1615	1638	1588	1588	1615	1535	1392	1289	1369												
0.75	779	825	968	984	1048	1097	1126	1146	1225	1234	1285	1295	1313	1325	1358	1365	1368	1378	1376	1372	1397	1436	1435	1427	1441	1415	1489	1325	1257	1233												
0.50	754	794	845	958	978	1029	1068	1114	1126	1145	1196	1198	1198	1192	1228	1251	1257	1278	1268	1211	1271	1312	1284	1268	1388	1294	1297	1221	1175	1095												
0.25	645	768	868	837	926	967	986	1037	1069	1096	1119	1108	1113	1114	1138	1133	1145	1168	1149	1113	1156	1178	1161	1112	1182	1147	1165	1087	1081	895												
0.10	614	713	758	798	815	839	893	957	979	1001	1039	1004	1008	1014	1032	1026	1048	1067	1048	1014	1048	1059	1043	994	1095	1013	1058	1008	955	773												

YEARS SINCE BACHELORS DEGREE

SUPERVISORY LEVEL - NON-SUPERVISORY

ALL SERVICES - 3882 ARMY - 1814 NAVY - 1528 AIR FORCE - 540

MASTERS - 3882

SALARY	0	1	2	3	4	5	6	7	8	9	10	11	12	13	14	15	16 17	18 19	20 21	22 23	24 25	26 27	28 29	30 31	32 33	34 35	36 40	41 45	46 99	
2551-																														
2501-2550																														
2451-2500																														
2401-2450																														
2351-2400																			1										1	
2301-2350																														
2251-2300																											1		1	
2201-2250																														
2151-2200																														
2101-2150																														
2051-2100																														
2001-2050																						2			1	1			4	
1951-2000																		1	1		1		2			1			6	
1901-1950																		2		1				1		1	1		8	
1851-1900																	2	1			1		1			1			6	
1801-1850														1											1	1			3	
1751-1800																	2	1	1	1	1	1	3	2	1	1	1		15	1
1701-1750																2		1	1		2	3	1	3			1	2	16	1
1651-1700													1			1	2	2		2			2		2	2			14	2
1601-1650															1	1	5	4		4	2	4	2	3	1	6	1		34	3
1551-1600								1			2		2	2	2	2	6	17	5	4	1	5	1	4	3	4	4	1		66	5
1501-1550										1	1		1	2	1	4	2	4	4		4	1	1	7	3		2	2		48	6
1451-1500									2		5	1	1	1	1		8	9	4		3		3	2	3	2	5	1		51	8
1401-1450									1	4	4	1	2	2	3	3	15	21	18	2	4	3	11	8	7	1	5	2		109	12
1351-1400								1		1	4	5	9	15	7	21	14	31	38	18	6	10	10	5	7	1	7	7	2		227	19
1301-1350				1			1	1	1	4	8	14	12	5	10	14	7	17	15	3	4	5	2	2	11	4	2	6	4		153	24
1251-1300							1	2	6	17	14	22	10	11	8	6	5	19	16	11	5	5	7	12	1	6	2	7	2		195	30
1201-1250	1				1	7	16	20	26	33	17	12	9	10	10	9	16	33	17	2	7	5	8	3	1	1	4	4		272	39
1151-1200						5	12	7	12	11	13	12	10	6	10	6	18	17	10	2	3	11	10	5	5		3	2	1	191	45
1101-1150					19	27	50	70	62	47	31	14	17	7	10	6	15	23	10	2	3	8	1	3	2	3	5	2		437	59
1051-1100				5	23	17	25	21	10	15	6	9	8	5	3	4	6	4	4		1	1	5	4	1	2	2	2		187	66
1001-1050			1	2	18	19	25	28	17	13	10	3	7	10	2	7	7	9	6		2	4	3	3	2		2	3		243	72
951-1000			18	04	88	52	31	25	9	11	5	5	4	4	6	3	7	9	6	4	2	2	5	5			4	1		368	84
901- 950			1	0	6	4	2	3	1		2	1		1			2	3	1	1	2	1				3		1		41	85
851- 900		2	5	23	16	13	10	7	4	5	3	3	2	3	1	1	1	1			1		1	1		2	2			107	89
801- 850	2	39	46	42	20	10	10	3	5	5			1	1	1			1	2	1			1				1			199	95
751- 800		12	14	8	4	3	5	3	1	1	4	1			1					2	1				1				4	69	98
701- 750		4	7	9	4	2	1	3	1			1		1			1	3	1		2									48	99
651- 700		1		2				1																						4	99
601- 650				1	1		1																							3	99
551- 600		2	3	3	2				1																					11	99
501- 0																														
0- 500		1																												1	100
SUM	3	61	96	165	282	161	207	198	174	172	144	94	96	81	92	72	175	234	124	37	66	75	88	74	58	35	75	34	5	3882	
PER CENT		2	5	10	17	22	29	35	41	46	51	54	57	61	63	65	71	78	82	83	86	88	91	93	95	96	98	99	100		
MEAN	958	793	841	888	961	1012	1047	1073	1126	1144	1189	1182	1299	1288	1242	1252	1276	1293	1384	1265	1325	1312	1314	1356	1415	1353	1388	1322	855	1153	
0.90		844	918	992	1099	1146	1268	1218	1272	1299	1376	1358	1391	1399	1394	1446	1465	1563	1596	1578	1642	1595	1637	1665	1758	1687	1725	1715		1438	
0.75	1212	834	878	973	1029	1181	1131	1138	1214	1231	1288	1297	1338	1323	1361	1371	1385	1488	1428	1389	1475	1392	1431	1517	1575	1565	1565	1475	796	1295	
0.50	837	813	826	888	975	996	1064	1183	1138	1138	1192	1191	1195	1212	1266	1250	1288	1293	1272	1295	1348	1289	1275	1357	1414	1367	1360	1388	781	1135	
0.25	818	788	888	821	885	957	975	1088	1072	1076	1189	1181	1185	1152	1145	1125	1163	1166	1155	1131	1191	1162	1170	1175	1254	1129	1195	1137	765	998	
0.10		726	747	799	816	854	848	946	974	978	1082	984	1018	976	1085	1022	1046	1035	1028	935	965	1075	1016	1023	1125	925	1012	1023		845	

YEARS SINCE BACHELORS DEGREE

SUPERVISORY LEVEL - NON-SUPERVISORY

ALL SERVICES - 1835 ARMY - 375 NAVY - 466 AIR FORCE - 194

DOCTORATE - 1835

SALARY	0	1	2	3	4	5	6	7	8	9	10	11	12	13	14	15	16-17	18-19	20-21	22-23	24-25	26-27	28-29	30-31	32-33	34-35	36-40	41-45	46-99	
2551-																														
2501-2550																		1			1		1			1	4	1		9
2451-2500																														
2401-2450																														
2351-2400																										2				2 1
2301-2350																											2	1		3 1
2251-2300																										1	1			2 1
2201-2250																				1						1	1		1	4 1
2151-2200														1										1						2 2
2101-2150																									1		2			3 2
2051-2100																			1		1	2	1			2	1			8 3
2001-2050																	1			2				1		1	2	1	1	9 4
1951-2000																		3	2			3	2				3		1	14 5
1901-1950															1	1	1	1		1	1	2	2	1		1		1	2	15 6
1851-1900						1											1	1	1					2			2			8 7
1801-1850																1	1	1	2	2		1		1	1	1	4		1	15 9
1751-1800															1			1	2	1	1	3	1	2	1	1	2	1		17 10
1701-1750												2			1		3	7	6			3	4	3	1	1	3	2	1	37 14
1651-1700										2				1	2	5	8	9	11	3	3	3			1	2	6	4	1	61 28
1601-1650					1						3		4	3	1		3	1	1			1		1	1	2	2	2	1	26 22
1551-1600									2	3	1	3	4	2			3	6	4			1	1	1	1	3	2		1	38 26
1501-1550									1	1	1	3	5	4	2	3	7	7	3	3	7	2	1	5	2	1	4	2		64 32
1451-1500									1	2	1		2	4	3	5	19	6	11	5	2	3	1	1	2	2	2	3	1	76 39
1401-1450									2	2	9	7	13	5	6	1	13	9	4	2	2	1	2	1		1	3		1	84 48
1351-1400				1		4	1	3	4	9	8	5	6	5	6	5	2	6	8		4	1	3	1	1		3	1	2	89 56
1301-1350					2	2	3	12	4	14	12	18	8	5	5	6	9	12	4	2	1			1		2	3			117 67
1251-1300					3	2	6	9	18	4	5	3	6	4	2	3	4	5	1		3	1	1	1			1			74 75
1201-1250					3	5	7	10	9	6	7	7	2	1	4	4	6		3	1			1				1		1	78 82
1151-1200		1			1	5	13	8	5	7	3	6	1		1	2	2	2	2	1	1	1								62 88
1101-1150					18	12	15	14	8	5	6	4	4	3			1	1	1	1			1			2			1	93 97
1051-1100				1	3	1	1	1	3				1	1				1		1							1			15 99
1001- 1050						1										1														2 99
951- 1000								1																				1		2 99
901- 950				1			1			2			1																	5 99
851- 900																														
801- 850																											1		1	1 100
751- 800																														
701- 750																														
651- 700																														
601- 650																														
551- 600																														
501- 550																														
0- 500																														
SUM		1		3	23	33	51	58	49	55	55	58	52	42	39	37	84	88	67	26	38	29	21	21	11	24	56	22	16	1835
PER CENT					2	5	10	16	21	26	31	36	41	45	49	52	61	66	75	77	80	83	85	87	88	90	96	98	100	
MEAN		1875		1825	892	1171	1084	1231	1581	1931	2251	2391	2541	3291	3441	3161	3721	4191	4371	4651	4611	5871	5461	5511	4971	6411	6421	6361	5561	3481
0.90					1217	1271	1198	1238	1327	1362	1347	1458	1428	1522	1577	1583	1591	1658	1682	1918	1788	1885	1857	1845	1695	2265	2218	2198	1929	1672
0.75				1262	1154	1168	1138	1202	1221	1268	1381	1317	1338	1443	1456	1412	1458	1572	1587	1675	1591	1737	1618	1727	1612	1958	1883	1825	1825	1468
0.50		1875		975	842	875	867	1125	1147	1212	1227	1225	1275	1328	1312	1275	1363	1383	1397	1488	1414	1686	1475	1475	1475	1525	1591	1575	1558	1288
0.25				837	813	826	828	1044	1062	1098	1183	1117	1183	1215	1227	1187	1244	1245	1285	1312	1261	1486	1287	1482	1393	1375	1375	1412	1388	1158
0.10					988	885	888	1013	1011	1183		1058	1140	1116	1136	1108	1145	1190	1185	1088	1183	1295	1155	1255	1352	1218	1226	1353	1381	842

YEARS SINCE BACHELORS DEGREE

SUPERVISORY LEVEL - ASSISTANT UNIT HEAD

ALL SERVICES - 2504 ARMY - 1113 NAVY - 945 AIR FORCE - 446

BACHELORS - 2504

SALARY	0	1	2	3	4	5	6	7	8	9	10	11	12	13	14	15	16 17	18 19	20 21	22 23	24 25	26 27	28 29	30 31	32 33	34 35	36 40	41 45	46 99		
2551-																															
2501-2550																1														1	
2451-2500																															
2401-2450																															
2351-2400																															
2301-2350																															
2251-2300																															
2201-2250																															
2151-2200																															
2101-2150																						1								1	
2051-2100																															
2001-2050																							1							1	
1951-2000																						1	2							3	
1901-1950																						1	1	2			1			5	
1851-1900																		1												1	
1801-1850																	1								1					2	
1751-1800																		1	1		2	2		1						7	
1701-1750													1				1		1		1	2	3		1	1				11	1
1651-1700												1	1		1		1	5	5	1	4	2	5			2	1				23	2
1601-1650						1							4	3		1	7	13	7	3	3	11	4	2	1		2			58	4
1551-1600										1	2		4	4	3	3	17	25	6		6	7	8	2	2	2	5	3		101	8
1501-1550										1	2	2	1	2	2	3	8	15	4	3	2	13	9	1	3	3	2			76	11
1451-1500							1			2	3	4	2	5	1	2	11	8	8	1	4	7	9	8	3	4	3	2		91	15
1401-1450								1	3	3	9	4	2	5	5	3	38	51	18	5	5	10	18	8	5	3	3			183	22
1351-1400									3	4	12	14	11	11	19	12	73	56	28	6	6	8	9	5	6	6	5	4		284	34
1301-1350						2	1	3	9	15	35	26	16	18	8	9	26	21	15	2	4	6	5	4	2	2	2	3		234	43
1251-1300		1	2		2	2	1	13	34	18	33	17	11	8	12	15	19	19	18	2	4	4	4	1	3	4	6	2	1	248	53
1201-1250	1		1	1	1	6	9	30	25	22	17	15	9	8	4	4	19	27	4	2	7	8	4	2	4	4	4	1	1	248	63
1151-1200			2		2	5	12	12	19	15	19	18	12	9	11	6	17	11	5	3	3	5	6	3	2	2		2		191	78
1101-1150	1	2		1	18	39	42	56	52	25	28	15	8	3	5	6	6	11	6		2	1	5			4				320	83
1051-1100				6	29	28	27	14	13	2	3	3	3		1	2	3	3	2	1		2		2	1	1	1			133	89
1001-1050		1			4	6	6	6	7	4	5		1	2	1		4	4	1	1		2	1			1				57	91
951-1000			12	31	22	17	5	6	2	3	3	2	1		2	3	2	1	1		1	1				1	2			122	94
901- 950			1	3	1	4	1				1						1		1											13	96
851- 900			1			2		2	2									2					1							10	97
801- 850		8	12	4	1	4		1				2				1	1				1									35	98
751- 800	6	3	2	1		1		1			1		1						1											17	99
701- 750		2		1	3	1											1				1									9	99
651- 700																															
601- 650	2	2																												4	99
551- 600		1	1																											2	99
501- 550																															
0- 500		1																												1	100
SUM	10	21	34	48	75	110	129	145	165	115	165	119	84	79	75	71	248	274	116	30	56	94	87	41	35	48	39	17	2	2504	
PER CENT		1	2	4	7	11	16	22	28	33	39	44	47	51	54	56	66	77	82	83	85	89	93	94	96	97		99	100		
MEAN	825	820	930	970	1040	1076	1113	1146	1183	1221	1254	1255	1279	1331	1381	1386	1352	1377	1377	1375	1391	1443	1441	1422	1482	1345	1398	1369	1258	1269		
0.90	1158	1122	1150	1076	1137	1208	1206	1259	1297	1348	1397	1395	1465	1527	1445	1515	1556	1585	1617	1616	1667	1648	1683	1622	1591	1575	1682	1571		1533	
0.75	795	842	985	993	1093	1135	1146	1217	1261	1292	1331	1333	1354	1402	1382	1382	1423	1449	1468	1475	1566	1575	1564	1485	1584	1475	1531	1468		1394	
0.50	775	809	950	974	1061	1108	1113	1137	1171	1219	1278	1263	1281	1326	1389	1295	1367	1383	1388	1383	1391	1450	1442	1421	1395	1358	1395	1356	1256	1267	
0.25	754	731	822	954	981	995	1078	1105	1116	1139	1171	1171	1179	1235	1194	1197	1271	1275	1298	1262	1242	1304	1307	1328	1279	1212	1272	1281		1133	
0.10	625	692	801	835	955	937	1087	1037	1071	1105	1108	1116	1115	1166	1135	1109	1173	1179	1146	1166	1160	1184	1164	1185	1286	1112	1211	1192		1032	

YEARS SINCE BACHELORS DEGREE

SUPERVISORY LEVEL - ASSISTANT UNIT HEAD

ALL SERVICES - 688 ARMY - 284 NAVY - 277 AIR FORCE - 119

MASTERS - 688

SALARY	0	1	2	3	4	5	6	7	8	9	10	11	12	13	14	15	16	17	18	19	20	21	22	23	24	25	26	27	28	29	30	31	32	33	34	35	36	40	41	45	46	99		
2551-																																												
2501-2550																																												
2451-2500																																												
2401-2450																																												
2351-2400																																												
2301-2350																																												
2251-2300																																												
2201-2250																																												
2151-2200																																												
2101-2150																																												
2051-2100																																												
2001-2050																																												
1951-2000																																												
1901-1950																						1																					1	
1851-1900																																	1										1	
1801-1850																					1	1																					2	
1751-1800																					1			1	1		1	1	3													6	1
1701-1750																					1				1		2																4	2
1651-1700																					3			2			2	1	1														9	3
1601-1650																	1	8	6				5	1		2		2														26	7
1551-1600										1				2		3	1	3	4				4	1	3	2	1		2	1													37	12
1501-1550														3		2		2	2				1	4		1	3																28	15
1451-1500										1	2	1	1	1	1	1	1	4	5	1				2	2	2			1	1														31	20
1401-1450							1		2	3	2	2	1	1		1	12	18	4	3			1	1	2	3		1	2	3													55	28
1351-1400									1	1		3	7	5	3	9	4	22	7				2	5	8	2	3	3	2													87	41
1301-1350									4	4	12	4	5	4	5	2	7	8	3				1	1	2		1																63	50
1251-1300							3	1	8	8	5	2	6		1	3	4	4	4				2	3	2		1	1	2														61	59
1201-1250					2		4	11	18	7	5	4	5	1			4	3	2				2				2	1															63	68
1151-1200							6	1	5	7	5	2		1		1	3		2	1			1		1	1		1	1	1													68	74
1101-1150					1	6	7	9	6	1	5	2	2		3	2	4	6	3								1		2													68	83
1051-1100	1				3	4	6	6	5	2							2	2	1				1	1	1	1																	36	88
1001-1050						2	5	1	2	1	1	2	1	2	2	1			2									3	1														26	92
951-1000	1		1	7	8	2	4	1	1		1		1	1			1	1	1					1	1		1															34	97
901- 950										1																																	1	97
851- 900				2	1									1		1		1																									4	98
801- 850		1	1					1			1																																4	99
751- 800				1	1		1																																				3	99
701- 750				1	2																																						3	100
651- 700																																												
601- 650																																												
551- 600																																												
501- 550																																												
0- 500																																												
SUM	2	1	2	11	18	14	37	31	44	31	39	22	34	17	28	22	51	82	53	6	23	22	22	19	16	17	13	5															688	
PER CENT				2	3	2	5	5	6	5	6	3	5	2	4	3	7	12	8	1	3	3	3	3	2	2	2	1																
MEAN	1025	825	988	915	983	1075	1116	1139	1284	1249	1244	1265	1329	1257	1335	1382	1339	1387	1423	1458	1478	1428	1361	1511	1421	1413	1328	1405															1297	
0.90				992	1285	1138	1255	1248	1332	1421	1482	1420	1525	1415	1566	1448	1522	1599	1678		1667	1648	1563	1727	1778	1771	1585															1577	
0.75				988	1075	1128	1189	1219	1275	1389	1326	1358	1389	1377	1508	1386	1438	1495	1596	1475	1622	1531	1437	1656	1550	1643	1443	1445															1421	
0.50	1025	825	988	960	981	1087	1117	1136	1215	1246	1265	1275	1328	1331	1349	1355	1356	1386	1418	1433	1556	1488	1375	1525	1383	1391	1362	1425															1383	
0.25				868	953	837	842	889	1125	1189	1167	1187	1245	1162	1158	1258	1234	1321	1278	1488	1293	1325	1312	1412	1258	1212	1162	1484															1147	
0.10				755	745	985	983	858	1064	1092	1109	1185	1135	985	1059	1105	1126	1135	1121		1287	1253	1169	1195	1138	1028	1107															1032	

YEARS SINCE BACHELORS DEGREE

SUPERVISORY LEVEL - ASSISTANT UNIT HEAD

ALL SERVICES - 281 ARMY - 114 NAVY - 103 AIR FORCE - 64

DOCTORATE - 281

SALARY	0	1	2	3	4	5	6	7	8	9	10	11	12	13	14	15	16 17	18 19	20 21	22 23	24 25	26 27	28 29	30 31	32 33	34 35	36 40	41 45	46 99	
2551-																														
2501-2550																														
2451-2500																														
2401-2450																														
2351-2400																														
2301-2350																														
2251-2300																														
2201-2250																						1							1	
2151-2200																														
2101-2150																														
2051-2100																														
2001-2050																							1						1	
1951-2000																		1				1			1	1			4	2
1901-1950																		1	1							2	1		5	3
1851-1900																2				1						1			4	5
1801-1850															2	1	1	3	2		1				1	1			12	9
1751-1800													1				1	3								1	2		8	12
1701-1750																												1	2	13
1651-1700																		1		1		1				1	1		5	14
1601-1650																1	2	3	5	2	2								15	29
1551-1600										1				1	4	3	5	5	2	4	3	2		1	1			1	33	32
1501-1550										1			1	1	1			1	2	1				3		1	1	1	14	37
1451-1500									1	1	1	1	3	1	4	1	1	4	3	1		2	1	1					27	46
1401-1450						1				2	1	1	3			2	2	5	2		1						3	2	25	55
1351-1400								1			1		1	1	1			3	4	2	1		3					1	22	63
1301-1350										2	2	3		2	2		2	6			1			1			1		22	71
1251-1300								1	1	2	3		4	1	1	3	2	5	2										25	80
1201-1250							1	1	1	4		2			2	1	1		2					1	1	1		1	19	86
1151-1200											3	3	1		1				1										5	90
1101-1150					1				1	2		2		1		2	3											1	13	94
1051-1100									3				1																5	96
1001-1050					1		3				2			1		1				1								1	10	100
951-1000																														
901- 950																														
851- 900																														
801- 850																														
751- 800																														
701- 750																														
651- 700																														
601- 650																														
551- 600																														
501- 550																														
0- 500																														
SUM					2	1	4	3	7	13	15	12	15	9	18	15	23	42	25	13	11	7	7	8	6	8	8	5	4	281
PER CENT					1	1	2	3	6	10	16	20	25	28	35	40	48	63	72	77	81	83	86	88	91	93	96	98	100	
MEAN					1075	1425	1075	1291	1189	1282	1295	1258	1381	1336	1461	1388	1433	1581	1477	1528	1620	1703	1546	1588	1675	1886	1588	1435	1375	1443
0.90										1442	1525	1440	1525	1555	1805	1625	1642	1813	1645	1685	1945									1793
0.75							1050	1362	1262	1343	1412	1333	1478	1487	1568	1578	1582	1625	1683	1618	1812	1912	1962	1558	1825	1925	1558	1487	1551	1579
0.50					1075	1425	1033	1275	1125	1262	1291	1225	1498	1337	1475	1412	1412	1662	1475	1568	1591	1587	1391	1516	1780	1800	1433	1437	1408	1431
0.25							1016	1237	1079	1215	1179	1166	1271	1262	1312	1237	1293	1337	1365	1462	1437	1493	1362	1358	1575	1700	1398	1406	1858	1278
0.10										1132	1037	1138	1175	1045	1228	1112	1138	1282	1237	1357	1355									1158

YEARS SINCE BACHELORS DEGREE

SUPERVISORY LEVEL - UNIT HEAD

ALL SERVICES - 1918 ARMY - 883 NAVY - 741 AIR FORCE - 286

BACHELORS - 1914

SALARY	0	1	2	3	4	5	6	7	8	9	10	11	12	13	14	15	16 17	18 19	20 21	22 23	24 25	26 27	28 29	30 31	32 33	34 35	36 40	41 45	46 99	
2351-																														
2301-2350																							1				1		2	
2251-2300																														
2201-2250																														
2151-2200																					1		1			1			3	
2101-2150																														
2051-2100																			1								1		2	
2001-2050																								1					1	
1951-2000									1				1						1		2	3	4	2		2	1		16	1
1901-1950																	1	5			2	3	5	1			1		18	2
1851-1900											1					1	3	3	2	2	1	3	2	1	1	1			21	3
1801-1850															1	1	4	5	2	3	4	1	1		1	1	3	1	23	4
1751-1800													1				2	1	6	1	4	2	1	1	4	2	2	2	29	6
1701-1750												1					1	2	1		3	5	5	3	3		1		25	7
1651-1700														2			8	7	7			7	6	4		1			42	9
1601-1650		1						2					1	2	1	3	13	24	16	3	10	17	16	7	5	7	4		132	16
1551-1600			2		1		1	2	2	1	2	7	6	8	9	8	39	46	16	3	10	6	5	2	5	2	1	1	185	26
1501-1550							1	2		2	8	1	8	3	1	6	12	1	6	1	3	7	6	2	5	8	2	3	182	31
1451-1500								1	3	2	7	1	11	6	4	3	16	14	9	1	3	14	7	2	6	5	3	3	127	38
1401-1450	1		1		1	1	1	2	2	6	11	4	2	3	9	3	22	34	11		5	5	5	8	3	7	3		151	46
1351-1400					1					1	4	6	16	14	17	25	52	67	19	5	5	10	16	13	6	3	12	4	296	61
1301-1350						1	1	1	8	13	27	20	17	13	8	6	23	28	2	3	2	4	4	2	4		1		188	71
1251-1300		2			1		1	6	15	28	28	9	7	4	7	6	13	19	3	1	2	2	1	1		1	4	1	153	79
1201-1250		1		1		2	8	16	21	14	17	5	7	2	4	4	10	9	5	1		1		1	2	1			134	86
1151-1200			1			2	7	5	7	5	9	2	4	1	2	7	7	7			2			1	1		3		75	90
1101-1150				1	3	6	14	8	16	8	7	3	1	4	2	2	3	4	2		1		1		1				87	94
1051-1100	1			1	4	5	5	8	7	1	1				2		2	1				1	1			1		1	42	97
1001-1050						1	3	2	3	3	1	1	1	2	1	3	3	3					1						28	98
951-1000				4	4		1						1				1	1				1			1			1	14	99
901- 950				1				1			2																		4	99
851- 900					1				2									1	1										5	99
801- 850				1				1										1											3	99
751- 800																														
701- 750		1																											1	99
651- 700																														
601- 650																														
551- 600		1																											1	100
501- 550																														
0- 500																														
SJM	2	6	4	9	16	18	43	55	89	78	117	68	91	64	68	78	236	294	111	24	68	92	93	51	49	43	44	15	2	1918
PER CENT					1	2	5	8	12	16	22	25	38	34	37	41	54	69	75	76	79	84	89	91	94	96		99	100	
MEAN	1250	1116	1437	1886	1131	1158	1178	1286	1232	1268	1389	1342	1372	1385	1374	1377	1437	1447	1528	1539	1585	1559	1562	1528	1511	1555	1535	1481	1525	1413
0.90				1285	1428	1316	1285	1437	1427	1428	1495	1564	1549	1585	1573	1582	1632	1636	1765	1843	1858	1848	1917	1748	1776	1835	1938	1787		1649
0.75		1287	1575	1887	1158	1187	1214	1252	1285	1323	1396	1391	1473	1491	1444	1491	1565	1571	1628	1658	1733	1657	1672	1644	1627	1638	1654	1537		1557
0.50	1250	1250	1458	981	1087	1125	1144	1287	1222	1267	1382	1325	1351	1371	1373	1372	1488	1428	1529	1558	1583	1558	1555	1446	1585	1521	1433	1475	1525	1388
0.25		725	1288	953	987	1088	1106	1118	1132	1214	1227	1272	1281	1311	1292	1279	1343	1355	1388	1368	1438	1448	1385	1379	1377	1433	1362	1371		1277
0.10				845	957	1058	1053	1059	1077	1122	1153	1208	1215	1176	1195	1174	1238	1256	1382	1306	1325	1351	1314	1358	1247	1371	1267	1275		1154

YEARS SINCE BACHELORS DEGREE

SUPERVISORY LEVEL - UNIT HEAD

ALL SERVICES - 635 ARMY - 241 NAVY - 256 AIR FORCE - 138

MASTERS - 635

SALARY																														
2551-																														
2501-2550																														
2451-2500																														
2401-2450																														
2351-2400																														
2301-2350																														
2251-2300																														
2201-2250																														
2151-2200																														
2101-2150																														
2051-2100																														
2001-2050																														
1951-2000																														
1901-1950																														
1851-1900																														
1801-1850																														
1751-1800																														
1701-1750																														
1651-1700																														
1601-1650																														
1551-1600																														
1501-1550																														
1451-1500																														
1401-1450																														
1351-1400																														
1301-1350																														
1251-1300																														
1201-1250																														
1151-1200																														
1101-1150																														
1051-1100																														
1001-1050																														
951-1000																														
901- 950																														
851- 900																														
801- 850																														
751- 800																														
701- 750																														
651- 700																														
601- 650																														
551- 600																														
501- 550																														
0- 500																														
SUM		1	1	1	5	11	8	16	14	31	24	23	19	22	28	13	59	103	62	21	39	26	34	24	16	19	1	9		635
PER CENT		1	1	1	1	2	4	6	8	13	17	21	24	27	31	32	42	58	68	71	77	81	87	90	93	96	98	100		
MEAN		1575	1375	1275	965	1138	1187	1184	1242	1281	1366	1329	1377	1431	1478	1448	1465	1548	1566	1515	1683	1563	1685	1564	1628	1556	1578	1597		1477
6.90						1231		1246	1426	1472	1568	1517	1577	1596	1591	1587	1626	1864	1878	1745	1927	1978	1938	1815	1928	1985	1838	2155		1814
6.75					1693	1284	1233	1231	1293	1412	1456	1431	1528	1537	1566	1567	1571	1658	1656	1634	1728	1675	1741	1725	1788	1678	1725	1837		1683
6.50		1575	1375	1275	1862	1158	1288	1286	1258	1295	1333	1318	1387	1433	1458	1425	1465	1557	1566	1462	1615	1516	1583	1566	1688	1575	1575	1425		1461
6.25					812	868	1125	1188	1261	1209	1271	1229	1262	1325	1375	1332	1365	1381	1425	1482	1443	1375	1455	1425	1516	1379	1412	1356		1322
6.10						827		1068	985	1026	1248	1157	1131	1255	1358	1313	1297	1253	1363	1385	1315	1248	1360	1328	1388	1197	1366	1195		1281

0	1	2	3	4	5	6	7	8	9	10	11	12	13	14	15	16 17	18 19	20 21	22 23	24 25	26 27	28 29	30 31	32 33	34 35	36 40	41 45	46 99

YEARS SINCE BACHELORS DEGREE

SUPERVISORY LEVEL - UNIT HEAD

ALL SERVICES - 418 ARMY - 175 NAVY - 138 AIR FORCE - 105

DOCTORATE - 418

SALARY

SALARY	0	1	2	3	4	5	6	7	8	9	10	11	12	13	14	15	16	18	20	22	24	26	28	30	32	34	36	41	46	
2551-																1					1		1		2		2			7	7
2501-2550																														
2451-2500																														
2401-2450																					1								1	1
2351-2400																							1	1					2	2
2301-2350																			1		1					1	1		4	3
2251-2300																											1		2	3
2201-2250																	1												8	5
2151-2200																	1			2	2			2		1			5	7
2101-2150																1				1			1	1			1	1	7	9
2051-2100																		2					1	1		1	1	1	1	7	9
2001-2050																	2	3	1		1	2		2		2			13	12
1951-2000																	2	1	2	5	3	2	4					1	28	17
1901-1950													3				4	2	2	2	2	1	1				1		21	22
1851-1900										1		1			2		3			1			1	1	1	1			14	25
1801-1850											1		1			1	3			2	2	1	1		3	1	3		20	38
1751-1800											1				1					1	1		2		1	1			18	32
1701-1750														1			1												31	48
1651-1700						1				1	1					2	4	3	5	2	2		3		3		2	2		56	54
1601-1650								1			1			3	2	1	2	6	7	5	4	1	5	1	2	1	3	1	1	15	57
1551-1600															2		2	4	1								1			41	47
1501-1550									1	2	3		3	4	6	7	5	2	3	2	1	2							29	74
1451-1500						1	2	1	2	2	2	4	1	2	3	2	1	5	6	1		2		2	1		1	1		22	88
1401-1450													1			1		6	2		1	1					1		14	83
1351-1400											1	1					1	1											13	86
1301-1350							1		4	3	2	1		1				1	1		2		1						28	93
1251-1300							1	4	1	8	1	1	2		1	3	2	1	4			1							3	95
1201-1250								2	1			2																	6	97
1151-1200								1	1	1	1				2			1			1		1						5	98
1101-1150									1																				6	100
1051-1100								1			1		1	1		1	1													
1001-1050										1																				
951-1000																														
901- 950																														
851- 900																														
801- 850																														
751- 800																														
701- 750																														
651- 700																														
601- 650																														
551- 600																														
501- 550																														
0- 500																														
SUM						1	1	4	11	13	23	11	17	18	17	21	37	45	39	22	26	15	22	14	13	8	17	14	1	418
PER CENT								1	4	7	12	15	19	24	28	33	42	53	62	68	74	78	83	87	90	92	96	99	100	
MEAN						1625	1425	1337	1261	1317	1353	1365	1481	1497	1413	1529	1558	1588	1558	1661	1761	1645	1738	1832	1821	1781	1813	1785	1575	1581
P.90									1495	1492	1585	1695	1588	1828	1565	1772	1885	1887	1935	2040	2178	1891	2040	2098	2467		2457	2048		1934
P.75									1412	1443	1504	1462	1495	1587	1481	1593	1712	1768	1642	1862	1885	1754	1912	2025	1943	1800	1987	1975		1758
P.50						1625	1425	1425	1218	1281	1275	1325	1431	1487	1441	1489	1575	1562	1560	1680	1750	1712	1675	1862	1675	1733	1725	1733	1575	1565
P.25								1425	1168	1212	1223	1237	1262	1387	1378	1451	1472	1372	1372	1487	1581	1437	1585	1725	1680	1578	1637			1398
P.10								1300	1125	1115	1201	1105	1167	1220	1142	1305	1228	1312	1198	1405	1330	1362	1552	1435	1557		1435	1578		1226

YEARS SINCE BACHELORS DEGREE

SUPERVISORY LEVEL - MIDDLE MANAGEMENT

ALL SERVICES - 1236 ARMY - 548 NAVY - 497 AIR FORCE - 191

BACHELORS - 1236

SALARY	0	1	2	3	4	5	6	7	8	9	10	11	12	13	14	15	16	17	18	19	20	21	22	23	24	25	26	27	28	29	30	31	32	33	34	35	36	40	41	45	46	99	
2551-																																										
2501-2550																						1												1			1					3	
2451-2500																																											
2401-2450																																										
2351-2400																																										
2301-2350																									1																1	
2251-2300																								1		1	2														5	
2201-2250																			1	1													1	1							4	1
2151-2200																											1	1													2	1
2101-2150																						1					3	3													7	1
2051-2100																			2				2	3	6	3	4	1	2											23	3
2001-2050				1									1	1	1		1	2	3				6	7	7	4	3	1	3											48	6
1951-2000								1							1	1	2	5	2				8	12	13	6	4	4	4											63	11
1901-1950													1		1	1	13	7	5				6	18	4	3	2	2	2	1										66	17
1851-1900													1		1	1	3	5	5	2	4	7	4	2	2	2	4													58	22
1801-1850											1	1	1		3	1	3	5	5	1	3	2	6	1	2	2	3	1	1											42	25
1751-1800											1	1	2		1	1	5	13	6	2	8	6	5	3	3	3	9	2	1											72	31
1701-1750														2	1	3	3	13	8		3	6	11	3		4														57	35
1651-1700										1	2	2	3	1	3	1	38	28	8	4	10	18	10	4	7	2	10													144	47
1601-1650		1		1					1	1	2	4	6	4	3	8	26	31	18	3	8	13	11	5	3	3	6													158	59
1551-1600							1			1	2	2	5	4	3	6	18	7	7		2	2	5	2	1	3	3													66	64
1501-1550		1								3	3	3		3	1	2	5	9	2	1	1	5	2	1	3	1	3	1											58	69
1451-1500								3	2	3	5	3	4	8	3	5	14	8	1	6	4	2	2	2	6		3													85	75
1401-1450							1	4	1	2	3	4	1	7	6	1	17	10	8	4	2	3	4	2	2	1		1													84	82
1351-1400								3									5	5	1	1	3	2	3	1		1	1														62	87
1301-1350						2	1	3	5	9	3	5	1		2	1	1					2		1		2	4	1	1												44	91
1251-1300						2	5	6	5	2	7	3	1	3	2	1	2		1				1		1	1			1												44	94
1201-1250							1	3	2	2		4	1			1	1	1		1			2	1	1			1													22	96
1151-1200					1	2	2	2	2	2	1	3					2	1			1			1																19	98
1101-1150				1	1	2			2		1	1					1								1		1													11	99
1051-1100									2							1	2																								5	99
1001-1050																																									3	99
951-1000									1																																1	99
901- 950																																									1	99
851- 900																																									2	100
801- 850		1		1																																					
751- 800																																										
701- 750																																										
651- 700																																										
601- 650																																										
551- 600																																										
501- 550																																										
0- 500																																										
SUM		3		5	2	8	11	25	28	30	34	44	37	32	38	36	145	162	85	23	73	118	101	45	45	34	60	9	3	1236													
PER CENT						1	2	4	6	9	11	15	10	20	24	26	38	51	58	66	66	75	84	87	91	94		99	100														
MEAN		1291		1295	1100	1175	1247	1305	1237	1333	1388	1365	1497	1460	1515	1522	1582	1607	1652	1535	1711	1718	1732	1655	1688	1711	1680	1530	1591	1588													
9.90							1395	1425	1485	1500	1615	1595	1765	1640	1810	1770	1855	1848	1895	1817	1964	1972	2015	1981	2006	1988	1966	1855		1919														
9.75		1562		1587		1250	1262	1371	1320	1425	1491	1483	1597	1558	1641	1602	1695	1785	1797	1786	1889	1893	1925	1914	1989	1887	1825	1743	1762	1755													
9.50		1475		1475	1100	1150	1225	1275	1250	1300	1383	1337	1515	1437	1458	1541	1593	1603	1634	1575	1	1	1785	1691	1639	1700	1645	1475	1725	1589													
9.25		837		962		1100	1187	1210	1150	1250	1246	1250	1331	1364	1387	1416	1462	1497	1588	1371	1		1582	1552	1470	1558	1550	1312	1287	1485													
9.10							1127	1158	1045	1175	1210	1155	1383	1303	1270	1280	1354	1391	1398	1165	1		1427	1362	1404	1370	1358	1245		1267													

YEARS SINCE BACHELORS DEGREE

SUPERVISORY LEVEL - MIDDLE MANAGEMENT

ALL SERVICES - 477 ARMY - 285 NAVY - 106 AIR FORCE - 86

MASTERS - 477

SALARY	0	1	2	3	4	5	6	7	8	9	10	11	12	13	14	15	16 17	18 19	20 21	22 23	24 25	26 27	28 29	30 31	32 33	34 35	36 40	41 45	46 99	
2551-																														
2501-2550																		1	1					1						3
2451-2500																														
2401-2450																														
2351-2400																														
2301-2350																								1						1
2251-2300																														
2201-2250																		1					1							2 1
2151-2200					1														1					1						2 1
2101-2150																					1		1			1	1			4 2
2051-2100										1								1		2	1	1	1	6	1	1	6			20 6
2001-2050																		3	1	1	1	1	3	4	1	1	2			18 18
1951-2000																2		5	4	2	2	3	2	5	3	3	1			35 17
1901-1950															1	1		8	7	2	2	3	4		1		1			31 24
1851-1900													1	2	2	3		10	5	1	4	2	1	1	1	1				34 31
1801-1850													1	1		1		7	2			3	1	1	3	1				21 35
1751-1800													1			2		2	2				1	2	1			1		13 38
1701-1750						1									1	4		4	4			3	3			2	3			24 43
1651-1700												1		2	1	6		17	7	2	6	2	4	3	1	1	3			56 55
1601-1650										2			4	2	3	4	10	13	5	4	2	2	2	2	2	1	2			68 67
1551-1600													2	2	2			3	1			3	1	1	3		1			19 71
1501-1550								1	1	1		2	3	2	6	2	3	5	1	3				1			2			34 75
1451-1500										3		2	1	1	1		4	2	3		2	2	1			1				23 83
1401-1450											3		2	1	1	2	4	7	1			3	2		1		2	1		32 98
1351-1400								1		1	2	1		1			2	1								1				11 92
1301-1350											1	2				1	3			1										6 96
1251-1300						2		2	1	1								4						1	1		1			13 97
1201-1250						1	1			1	1					1		1		1										3 98
1151-1200																1						1								2 99
1101-1150																														
1051-1100																						1								1 99
1001-1050																		1				1								2 99
951-1000																														
901- 950																														
851- 900																														
801- 850												1																		1 188
751- 800																														
701- 750																														
651- 700																														
601- 650																														
551- 600																														
501- 550																														
0- 500																														
SUM					4	1	4	2	7	9	9	12	12	19	15	45	96	45	19	25	29	33	32	16	17	24	2		477	
PER CENT					1		1		2	3	5	7	10	12	16	19	29	49	58	62	67	74	80	87	90	94	99	100		
MEAN					1337	1175	1412	1350	1353	1375	1341	1495	1558	1577	1581	1571	1656	1737	1677	1727	1635	1758	1839	1758	1722	1741	1555		1649	
0.90										1577	1685	1585	1798	1827	1812	1825	1914	1931	2002	1975	1935	1995	2048	1978	2015	2038			1954	
0.75					1250		1350		1437	1395	1468	1562	1688	1631	1612	1671	1825	1869	1986	1879	1862	1927	2008	1916	1929	2008			1845	
0.50					1225	1175	1250	1350	1408	1358	1412	1508	1525	1537	1556	1582	1632	1712	1612	1645	1675	1775	1920	1783	1687	1683	1555		1622	
0.25					1200		1225		1237	1386	1281	1458	1458	1472	1368	1428	1558	1681	1495	1581	1431	1683	1616	1688	1512	1575			1478	
0.10										1195	795	1388	1368	1445	1175	1337	1368	1475	1295	1588	1145	1415	1528	1388	1435	1368			1354	

YEARS SINCE BACHELORS DEGREE

SUPERVISORY LEVEL - MIDDLE MANAGEMENT

ALL SERVICES - 258 ARMY - 100 NAVY - 113 AIR FORCE - 45

DOCTORATE - 258

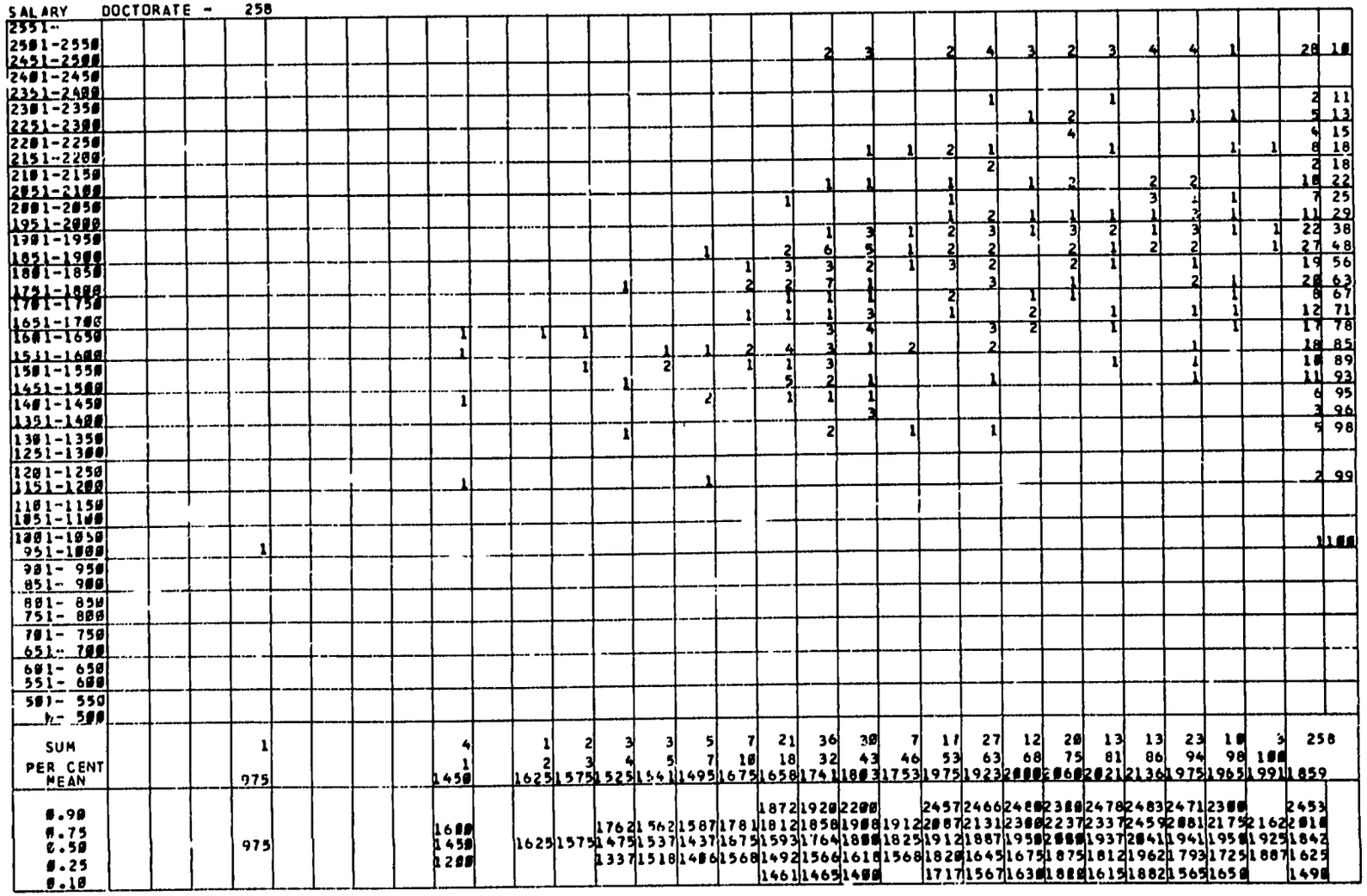

SUPERVISORY LEVEL - TOP MANAGEMENT

ALL SERVICES - 381 ARMY - 206 NAVY - 88 AIR FORCE - 87

BACHELORS - 381

SALARY	0	1	2	3	4	5	6	7	8	9	10	11	12	13	14	15	16	17	18	19	20	21	22	23	24	25	26	27	28	29	30	31	32	33	34	35	36	40	41	45	46	99		
2551-																																											
2501-2550																																											
2451-2500							1						1								5			4	6	7	3	1	1	1			38	7									
2401-2450																																												
2351-2400																																												
2301-2350																			1					1																		2	8
2251-2300																								1	1												4					6	9
2201-2250																									2	1											2					5	11
2151-2200																			1					1		3	2	2	1												10	13
2101-2150																																												
2051-2100																	2			1	1	1	3	2	1				2	2											15	17
2001-2050																		1	5				4	5	2	1	3	2	1												24	24
1951-2000																		4	3			3	5	5	3	4	4	1	1												33	32
1901-1950																1		7	3	1	3	6	12	3	1	1	1														39	43
1851-1900											1					2	3	10	3	1		2		2			1														25	49
1801-1850											1				1	1	2	7	5	1		2	2	1																	23	55
1751-1800															1			3	3	2	1	1	4		1		2														18	60
1701-1750									1					1	1		2	2	1			1	1	3		2		?													17	64
1651-1700																		2	3			1	4	2	1	3															16	69
1601-1650															1		5	8	2	2	2	2	2			1															25	75
1551-1600											2	1			1	1	6	6	2		1	2	4				1														27	82
1501-1550																		4	1							1		1													7	84
1451-1500											2	1		1					1																						6	86
1401-1450											2	1	1			1			1				2				1													9	88
1351-1400										1	1	1	1			1	2	2				1				1														11	91
1301-1350										1	1														1			1													4	92
1251-1300										2	1	1	1	1			1									1			1												9	94
1201-1250					1		1	2		1	1						1		1								1	1													10	97
1151-1200											3																														3	98
1101-1150							1																	1																	2	98
1051-1100						1		1									1																								3	99
1001-1050																																											
951-1000				1																																					1	99
901- 950																																											
851- 900					1																																				1	100
801- 850																																											
751- 800																																											
701- 750																																											
651- 700																																											
601- 650																																											
551- 600																																											
501- 550																																											
0- 500																																											
SUM				1	2	1	3	3	1	5	13	5	6	3	5	7	25	58	48	8	23	41	55	21	18	13	28	4		381													
PER CENT							1		2	4	7	8	10	11	12	14	20	36	46	48	54	65	80	85	90	93	98	100															
MEAN				975	1025	1075	1688	1175	1725	1295	1359	1425	1708	1491	1785	1696	1631	1773	1878	1812	1925	1983	1931	1946	1856	1917	1992	2037		1818													
.90											1567						1891	1965	2468		2471	2465	2468	2465	2188	2185	2287			2249													
.75							2462	1231		1337	1468	1497	1875	1712	1787	1881	1818	1897	2016	1988	2262	2279	2042	2087	1993	2029	2258	2075		1995													
.50				975	1025	1075	1225	1212	1725	1287	1375	1425	1458	1475	1725	1825	1615	1814	1858	1888	1941	1955	1931	1958	1888	1981	2025	2058		1846													
.25							1137	1087		1256	1212	1362	1375	1287	1612	1437	1568	1615	1683	1658	1643	1886	1745	1856	1675	1912	1775	2088		1684													
.10											1171						1275	1547	1558		1365	1651	1581	1585	1448	1515	1588			1373													

YEARS SINCE BACHELORS DEGREE

SUPERVISORY LEVEL - TOP MANAGEMENT

ALL SERVICES - 187 ARMY - 83 NAVY - 56 AIR FORCE - 48

MASTERS - 187

SALARY	0	1	2	3	4	5	6	7	8	9	10	11	12	13	14	15	16	18	20	22	24	26	28	30	32	34	36	41	46		
25501-																															
25001-25500										1							1	1	3	1	1	2	4		6		2			22	11
24501-25000																															
24001-24500																															
23501-24000																									1		1			2	12
23001-23500																				1	1	3					2			7	16
22501-23000																						2	1	2		2	1			8	28
22001-22500														1				2	1		1		1		3					9	25
21501-22000																						1								1	26
21001-21500					1												1	1				2		1		2	1			9	31
20501-21000																		1			1	2	1	4	2	3	2			16	39
20001-20500																		4	1		1	2	3	1	3		1			16	48
19501-20000																	1	2	4	3	1	2			1	1				15	56
19001-19500																1	1	2	1		1	1	4	1						12	62
18501-19000								1									1	2	2							1		3		10	67
18001-18500																			1	1		1			1					4	70
17501-18000											1	1					1	1				2								5	73
17001-17500															1			5				1		1		1				9	78
16501-17000												1					3	1	1	1	1	2	1	1						12	84
16001-16500													1			1	1	1				1		1	1		1			9	89
15501-16000												1					2													3	90
15001-15500															2															2	91
14501-15000											1						1													2	93
14001-14500												1	2										1							4	95
13501-14000										1																				1	95
13001-13500									1		1														1					3	97
12501-13000																															
12001-12500																			1											1	97
11501-12000																															
11001-11500																															
10501-11000																															
10001-10500								1														1								2	98
9501-10000										1																				1	99
9001- 9500																															
8501- 9000																															
8001- 8500			1																											1	100
7501- 8000																															
7001- 7500																															
6501- 7000																															
6001- 6500																															
5501- 6000																															
5001- 5500																															
Under 5000																															
SJM			1		1			2	1	3	3	4	2	1	4	2	13	23	16	7	8	25	16	12	19	10	11	3		187	
PER CENT					1			2	2	4	5	8	9	11	12	19	32	40	44	48	62	76	77	87	92	98	100				
MEAN			825		2875			1425	1275	1591	1475	1562	1375	1575	1700	1725	1755	1885	1934	1989	2043	1959	2046	1945	2117	2010	2,56	1825		1928	
0.90																	2085	2167	2473			2291	2488	2228	2484	2225	2472			2457	
0.75										2462	1712	1650			1700		1887	1998	2000	2262	2280	2218	2250	2050	2460	2087	2312	1037		2156	
0.50			825		2875			1425	1275	1325	1425	1550	1375	1575	1500	1725	1641	1887	1912	1925	2000	1987	1983	2012	2158	2033	2225	1825		1938	
0.25										987	1287	1400			1475		1562	1687	1800	1787	1900	1731	1875	1780	1962	1925	2018	1812		1681	
0.10																	1507	1653	1580			1612	1630	1610	1595	1700	1955			1526	

YEARS SINCE BACHELORS DEGREE

SUPERVISORY LEVEL - TOP MANAGEMENT

ALL SERVICES - 131 ARMY - 70 NAVY - 38 AIR FORCE - 23

SALARY DOCTORATE - 131

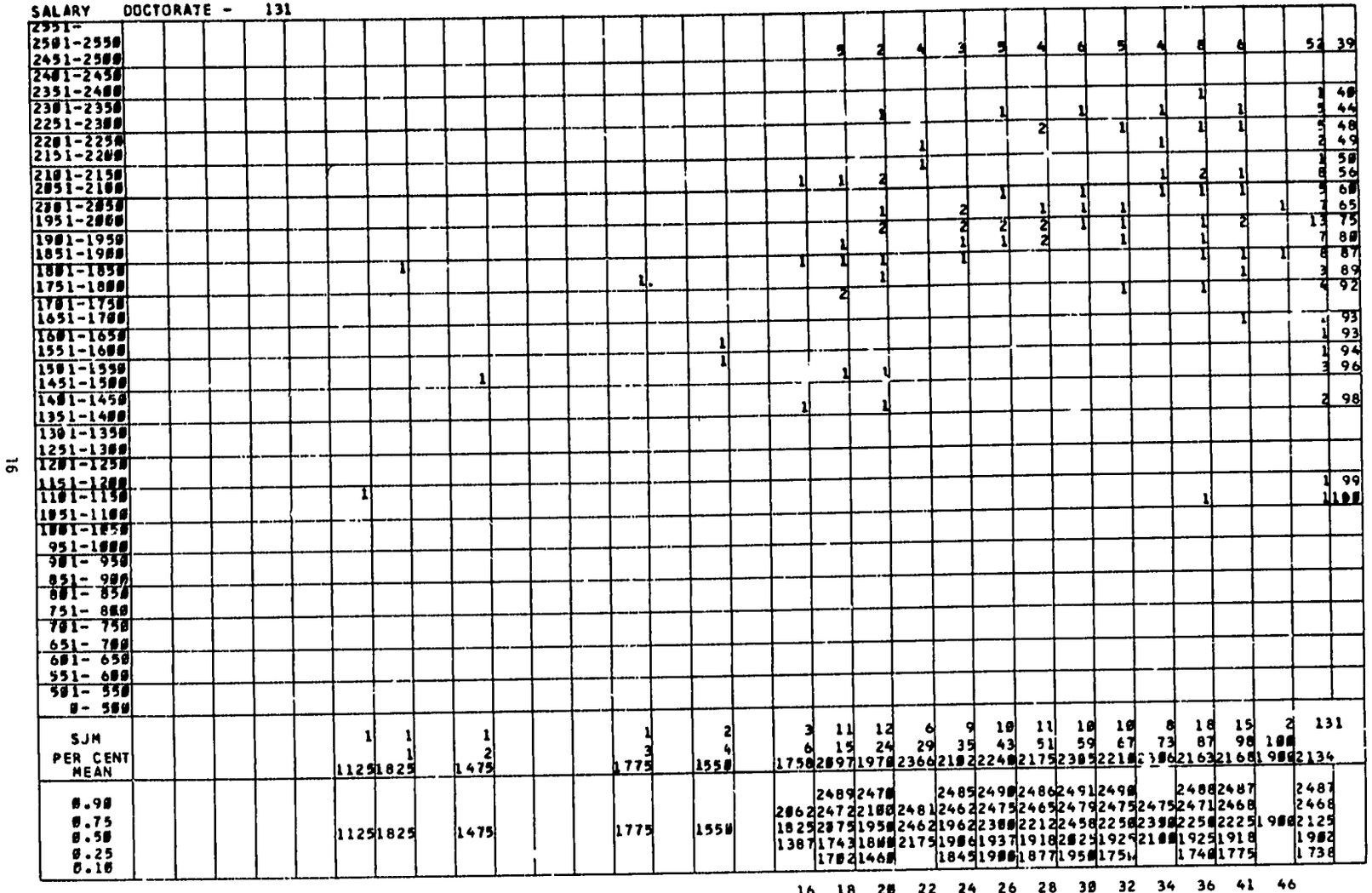

0 1 2 3 4 5 6 7 8 9 10 11 12 13 14 15 16 17 18 19 20 21 22 23 24 25 26 27 28 29 30 31 32 33 34 35 36 40 41 45 46 99

YEARS SINCE BACHELORS DEGREE

DEGREED SCIENTISTS AND ENGINEERS

Field of Highest Degree: Nonsupervisory, Combined Supervisory, Level of Degree

	Page
Engineering Degrees	18
Combined Physical Science Degrees	24
Engineering and Combined Physical Science Degrees	30

NON-SUPERVISORY

ENGINEERING DEGREES

ALL SERVICES - 6768 ARMY - 2513 NAVY - 2872 AIR FORCE - 1383

SALARY BACHELORS - 6768

SALARY	0	1	2	3	4	5	6	7	8	9	10	11	12	13	14	15	16-17	18-19	20-21	22-23	24-25	26-27	28-29	30-31	32-33	34-35	36-40	41-45	46-99	
2551-																													1	
2501-2550									1																					
2451-2500																														
2401-2450																														
2351-2400																														
2301-2350																														
2251-2300																					1								1	
2201-2250																	1												1	
2151-2200																														
2101-2150																														
2051-2100																			1				2	3		1		1	8	
2001-2050																						1	3			2		1	7	
1951-2000																					1					1	1		5	
1901-1950																	2			1		3	1			1	1		8	
1851-1900																1	1												3	
1801-1850																	1					2	3	1		2	2		11	
1751-1800															1	1	3	1	1			4	3		1		1		16	
1701-1750													1		1	2	7	1		2	2	2	2		2	1			23	1
1651-1700												1		1	1	5	13	7	1	3	6	5	4	2	3	4	1		58	2
1601-1650	1							1			2	1	4	1	4	3	14	8	3	1	5	8	4	3	6	2	5		76	3
1551-1600											1		2	1		3	2	13	2	1		3	7	4	1	4	4	1	49	3
1501-1550								1		2		3	2	2	3	3	5	16	6	4	1	6	8	4	8	4	9	2	83	5
1451-1500								1	2	3	2	5	2	5	7	38	42	12	3	14	9	9	8	5	4	11			179	7
1401-1450	1				1			3	2	3	16	12	22	24	23	24	86	109	38	6	15	15	14	9	7	7	21	3	461	14
1351-1400			1			1	1	1	3	4																			344	19
1301-1350			1	1	1	2	1	2	13	28	68	23	15	12	9	18	44	44	18	5	4	12	7	7	8	9	11			26
1251-1300			1	1	1	5	6	19	33	34	66	31	14	12	28	11	48	53	21	2	11	11	16	18	9	9	16			33
1201-1250		1				9	16	49	66	37	31	22	19	11	14	19	38	58	17	3	13	14	9	5	7	6	11	5	4	474	33
1151-1200	2	1	1	3	2	11	25	37	32	36	64	38	24	21	28	13	37	48	16	5	8	5	18	6	8	7	14	4	2	48	40
1101-1150	3	6	2	9	28	103	113	186	158	78	68	24	14	22	13	13	31	45	13	4	5	5	8	9	2	6	7	1	3	968	54
1051-1100	3		6	38	86	98	59	52	45	24	19	11	16	6	6	7	15	18	7	3	3	6	3	3	1	3	7	1	2	532	62
1001-1050	2		1	18	29	69	54	41	24	14	5	14	8	7	7	1	8	12	13	2	4	3	5	5	3	2	3	3	1	358	67
951-1000	1	7	144	234	177	94	49	36	14	14	7	5	5	7	4	5	16	7	2		1	5	4	7	3	4	5	1	2	866	80
901- 950	1		4	6	4	4	4	5	1		1				1			1			1			1					34	81
851- 900		7	42	42	23	12	6	2	3	1	1		3	1	2	1	3		1			2				1		1	1	174	83
801- 850	9	166	128	45	14	18	5	5	2		2	3				1		1		1	1		1					1		386	89
751- 800	278	164	23	9	5	3	1	1	2		2		1																	492	96
701- 750	26	14	2	1	1	1						1																		45	97
651- 700	9	5	1																											15	97
601- 650	133	11	1															1						1						147	99
551- 600	8	2																												18	99
501- 550																														2100
0- 500	1		1																											
SUM	478	384	381	391	372	413	348	441	391	275	337	183	156	131	138	124	388	481	171	42	92	122	125	93	75	76	136	32	16	6768
PER CENT	6	12	18	24	29	35	40	47	52	57	61	64	66	68	70	72	78	85		88	90	91	93	95	96	97		99	100	
MEAN	735	801	895	956	1001	1049	1078	1117	1149	1175	1211	1284	1222	1226	1241	1268	1286	1386	1298	1294	1308	1355	1371	1312	1357	1328	1325	1245	1143	1112
P.90	795	845	991	1058	1097	1143	1188	1232	1269	1316	1337	1352	1396	1389	1402	1447	1448	1499	1482	1497	1568	1648	1708	1621	1595	1623	1574	1478	1288	1383
P.75	782	827	971	998	1065	1112	1134	1153	1215	1253	1296	1293	1348	1346	1355	1375	1388	1398	1387	1408	1418	1487	1498	1442	1478	1458	1427	1340	1258	1261
P.50	760	798	876	969	989	1057	1093	1121	1134	1159	1212	1207	1215	1208	1239	1259	1302	1314	1289	1316	1295	1341	1340	1297	1328	1305	1318	1258	1158	1117
P.25	648	769	823	986	962	988	1018	1069	1102	1118	1139	1124	1117	1126	1146	1161	1179	1194	1171	1155	1208	1216	1201	1134	1212	1178	1189	1162	1075	972
P.10	614	751	868	832	887	956	968	993	1035	1044	1091	1033	1035	1036	1049	1081	1086	1109	1057	1078	1086	1068	1091	1083	1112	1076	1082	1024	982	796

YEARS SINCE BACHELORS DEGREE

ENGINEERING DEGREES

ALL SERVICES - 1347 ARMY - 398 NAVY - 728 AIR FORCE - 229

NON-SUPERVISORY

MASTERS - 1347

SALARY	0	1	2	3	4	5	6	7	8	9	10	11	12	13	14	15	16 17	18 19	20 21	22 23	24 25	26 27	28 29	30 31	32 33	34 35	36 40	41 45	46 99	
25501-																														
25001-25500																														
24501-25000																														
24001-24500																			1										1	
23501-24000																														
23001-23500																														
22501-23000																														
22001-22500																														
21501-22000																														
21001-21500																														
20501-21000																						1			1			2		
20001-20500																					1	2						3		
19501-20000																			2			1					1	1	5	
19001-19500																		2					1				1		4	1	
18501-19000														1													1		2	1	
18001-18500																		2	1	1	1	1	2				1		9	1	
17501-18000																2				1		1	1				1	1	7	2	
17001-17500																1	1	2	1						1		1	2	8	3	
16501-17000															1	1	1	1		2	1	3	1		1	2			14	4	
16001-16500											2	2				3	6		2	1	2		2	1	1	1	1	1	24	5	
15501-16000										1	1				2	2	3	2		1			1	1		1	2		18	7
15001-15500									1		3	1	1			3	6	1		2		1		1	1	1			21	8
14501-15000									1	1	3		1	1	2	1	9	7	3	1	3	1	2	1		1	2	1	41	11
14001-14500							1		1	4	4	6	8	2	11	5	14	14	5	1	4	8	3	3		4	4	2	104	19
13501-14000						1	1	1	2	5	9	8	3	8	3	2	5	6	2	3	3	1	1	6	2	1	3	2	78	25
13001-13500						1	2	5	10	9	13	7	3	3	1	2	6	5	4	2	2	2	6		2		1	1	87	31
12501-13000																													143	42
12001-12500	1				1	6	15	13	19	28	18	5	5	5	5	5	6	18	4	1	2	1	4	1	1	1		2	71	47
11501-12000						4	11	4	8	6	7	5	4	2	3	3	3	2	3		1	2	2				1		288	63
11001-11500					17	28	34	44	31	16	9	6	6		3	1	6	5	4			2			1	1	2		116	71
10501-11000				3	18	18	18	12	7	7	3	5	5	2	1	2	2		3		1	1	3	2	1	1	1	2	69	76
10001-10500					12	9	18	13	6	2	3		1			3		1	2		2	1	1				1		178	89
9501-10000			16	44	42	23	14	6	3	5	1	1	1	2	1	2	4	1	5	1	2	1	1	1				1	16	98
9001- 9500				4	2				1									2		1									26	92
8501- 9000		1	4	9	7	1	3		1																				81	98
8001- 8500	2	32	26	14	3		2		2																			3	15	99
7501- 8000		8	3	1																									4	99
7001- 7500		1	1		1	1																							2	99
6501- 7000		1						1																						
6001- 6500																													1	99
5501- 6000				1																										
5001- 5500		1																											1	100
SUM	3	44	58	76	183	76	111	99	92	76	66	44	48	28	38	29	67	75	44	14	28	25	28	24	12	14	28	18	3	1347
PER CENT		3	7	12	28	26	34	41	48	54	59	62	65	67	69	71	76	82	85	86	88	90	92	94	95	96	98	99	100	
MEAN	998	883	872	928	818	867	1182	1116	1155	1191	1243	1232	1246	1291	1276	1245	1327	1378	1312	1364	1357	1339	1314	1456	1429	1432	1442	1338	775	1173
0.90		846	984	994	1122	1203	1226	1235	1279	1334	1486	1371	1488	15 5	1395	1502	1555	1595	1686	1738	1638	1625	1628	1798	1978	1688	1818	1718		1429
0.75	1212	834	968	981	1078	1132	1166	1148	1228	1255	1319	1325	1362	1 , 31	1375	1367	1423	1477	1416	1562	1475	1398	1488	1658	1558	1575	1658	1512	787	1382
0.50	857	817	648	961	995	1078	1112	1119	1143	1205	1256	1258	1238	1308	1316	1235	1355	1369	1262	1333	1362	1359	1275	1383	1325	1387	1488	1325	775	1142
0.25	818	688	816	866	965	986		869	1186	1115	1153	1141	1125	1218	1191	1112	1214	1238	1112	1262	1225	1181	1288	1316	1258	1325	1388	1087	762	1013
0.10		758	881	828	895	962		111	1826	1854	1893	1884	1878	1878	1116	1815	1185	1135	994	978	1828	1875	1863	1885	1118	1128	1898	1821		923	

YEARS SINCE BACHELORS DEGREE

ENGINEERING DEGREES — NON-SUPERVISORY

ALL SERVICES - 186 ARMY - 71 NAVY - 80 AIR FORCE - 35

DOCTORATE - 186

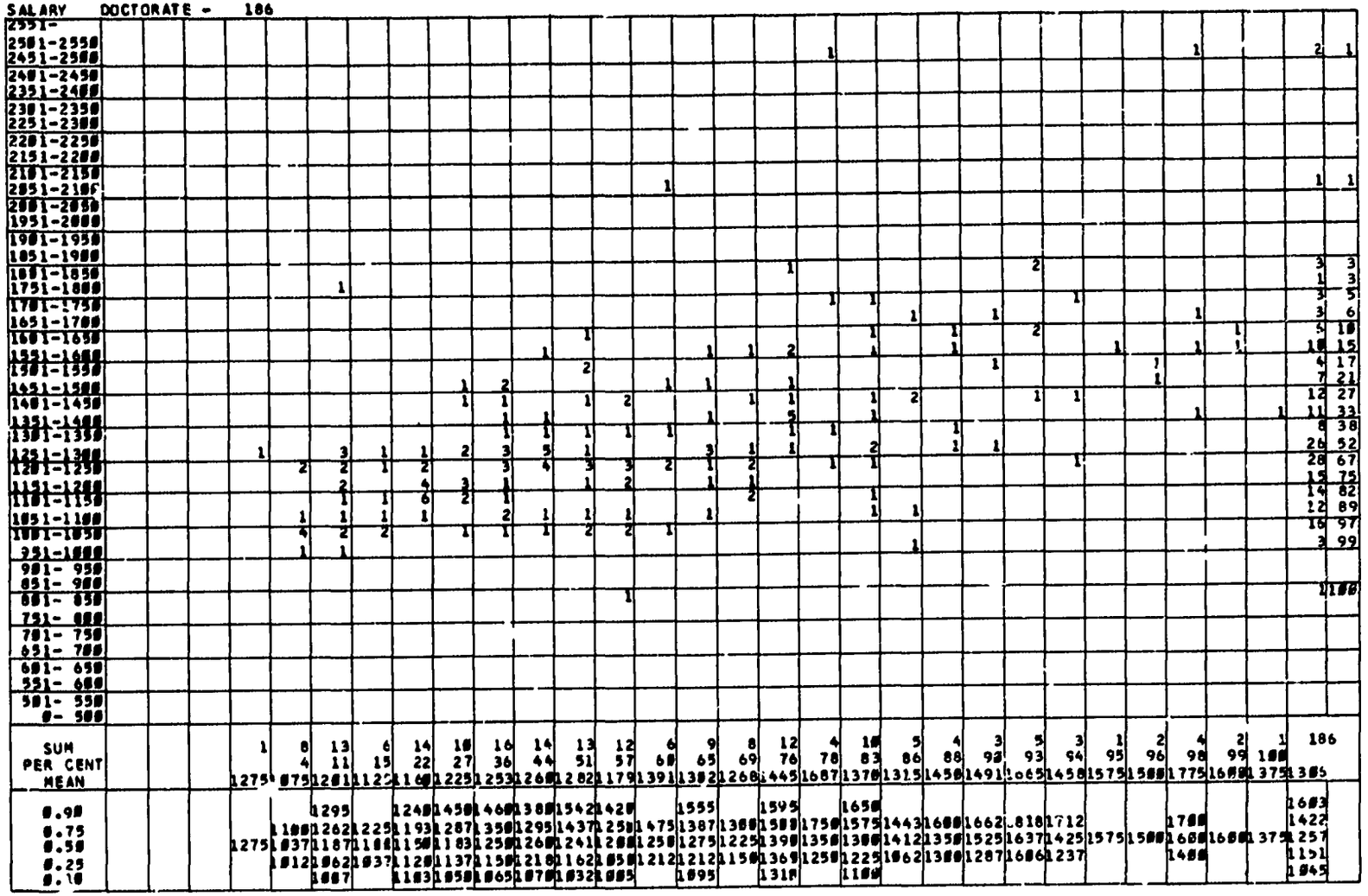

ENGINEERING DEGREES — SUPERVISORY

ALL SERVICES - 4281 ARMY - 1981 NAVY - 1559 AIR FORCE - 741

BACHELORS - 4281

SALARY	0	1	2	3	4	5	6	7	8	9	10	11	12	13	14	15	16-17	18-19	20-21	22-23	24-25	26-27	28-29	30-31	32-33	34-35	36-40	41-45	46-99	
2551-																														
2501-2550																														
2451-2500																1			4		4	5	7	1	1	1	3			27	
2401-2450																														
2351-2400																														
2301-2350																					2	1								
2251-2300																											3		6	
2201-2250																		1		1	1	2	2			2	2		10	1
2151-2200																	2				1		3	2		2			10	1
2101-2150																						1	1						2	1
2051-2100																2		1			1	6	5	1			2	2	20	1
2001-2050																	2	5			2	5	9	3	3	4	2	1	36	2
1951-2000													1				5	4			10	10	14	6	7	7	4	1	69	4
1901-1950																2	3	15	4	1	10	17	26	10	4	5	5		102	6
1851-1900												1			1	3	11	17	6	2	5	10	4	6	3	3	1	1	82	8
1801-1850												2			3	1	11	14	9	4	5	5	6	1	3	2	6		72	10
1751-1800										1	1	2			3	1	4	9	13	2	8	6	9	3	5	2	7	3	88	12
1701-1750									1			2	2		1	1	6	14	8	1	12	11	10	5	7	4	9	2	97	14
1651-1700														4	2	2	8	21	20	1	4	12	21	7	2	6	1		111	17
1601-1650						1			2		2		3	5	5	3	35	57	23	12	28	41	21	10	11	6	10		267	23
1551-1600		1	1		1			2		1	5	7	12	12	9	11	63	77	20	4	16	21	23	8	9	7	8	2	321	31
1501-1550							2	2		4	8	4	11	8	3	14	23	31	16	4	3	15	14	4	7	9	5	2	189	35
1451-1500		1					1		2	5	11	7	13	13	3	7	21	38	16	2	5	22	13	8	9	8	10	1	213	40
1401-1450			1				1	6	3	8	20	10	7	9	16	5	42	75	20	2	12	12	10	13	9	4	8		301	47
1351-1400					1			4	2	7	16	16	16	23	32	28	112	104	29	10	11	17	19	15	10	7	16	8	583	59
1301-1350						3	2	8	14	20	54	36	25	21	12	10	32	20	11	3	6	9	9	3	4	2	3	4	309	67
1251-1300		1	2		1	4	2	16	46	35	40	18	19	11	14	14	21	28	10	3	3	5	2	3	2	6	9	3	2	328	74
1201-1250		1	1	1	2	7	11	39	29	28	31	19	12	9	6	8	16	16	7	2	5	6	3	2	6	5	4	2	276	81
1151-1200			1		1	5	14	20	22	14	21	16	11	7	4	10	21	9	3	2	2	2	4	3		1	3	2	198	86
1101-1150		2		2	9	38	36	50	44	23	21	11	3	3	4	6	3	6	3		2	1	3		1	2			273	92
1051-1100	1			6	26	18	21	20	8	2	3	2	1		2	2	3		1	1		2	2	1	1	2	1	1	127	95
1001-1050		1			4	6	5	2	7	5	3		1	1		2	1	2	1							1			42	96
951-1000			7	31	20	9	6	3	2	1		1			2	1	1		1			1			1	1	1		88	98
901- 950			1	3	1	1		1	1																				8	99
851- 900			1		1	1												1											4	99
801- 850		7	8	3	2							1					1												23	99
751- 800	5	2	1	1																									9	99
701- 750		3			1																								4	100
651- 700																														
601- 650																														
551- 600																														
501- 550																														
0- 500																														
SUM	6	19	24	47	78	92	101	171	183	153	236	151	141	127	122	132	448	555	243	57	151	253	240	115	105	99	123	39	6	4281
PER CENT			1	2	3	6	8	12	16	20	26	29	33	36	39	42	52	65	71	73	76	82	88	91	93	96	98	99	100	
MEAN	825	964	997	982	1052	1119	1135	1190	1211	1255	1300	1311	1386	1393	1395	1399	1455	1598	1556	1531	1659	1646	1688	1613	1585	1598	1695	1496	516	1433
.90		1455	1298	1885	1144	1241	1248	1324	1320	1416	1465	1492	1582	1588	1628	1613	1656	1797	1848	1828	1979	1973	2016	1962	1953	1993	1996	1955		1811
.75	795	1131	1000	995	1095	1146	1177	1241	1276	1316	1362	1378	1491	1493	1448	1521	1576	1615	1683	1640	1832	1854	1913	1852	1748	1831	1788	1786	725	1598
.50	788	832	957	976	1061	1115	1125	1173	1212	1255	1298	1310	1347	1375	1375	1373	1418	1477	1535	1543	1623	1616	1642	1584	1563	1568	1559	1396	558	1391
.25	765	793	831	957	981	1069	1083	1116	1131	1175	1217	1217	1269	1301	1299	1264	1354	1377	1398	1366	1432	1468	1480	1486	1408	1383	1388	1321	1287	1249
.10		731	808	911	955	995	1041	1077	1088	1115	1141	1159	1191	1209	1201	1161	1243	1288	1291	1261	1317	1346	1352	1341	1287	1229	1268	1226		1121

YEARS SINCE BACHELORS DEGREE

ENGINEERING DEGREES — SUPERVISORY

ALL SERVICES - 1845 ARMY - 425 NAVY - 489 AIR FORCE - 211

MASTERS - 1845

SALARY	0	1	2	3	4	5	6	7	8	9	10	11	12	13	14	15	16	17	18	19	20	21	22	23	24	25	26	27	28	29	30	31	33	34	36	41	46	99		
2551-																																								
2501-2550																				1	2					4	1	6										14	1
2451-2500																																								
2401-2450																																								
2351-2400																																								
2301-2350																											1					1						2	1
2251-2300																							1			3		1										5	2
2201-2250																			1							2	2	2			1	1						9	2
2151-2200															1				1					1				1	3				1					8	3
2101-2150																									1													1	3
2051-2100																	1		1						2	2				1	1						8	4
2001-2050																			1			1	2	2	1	6	4	4	5								25	6
1951-2000																			6			1	2	3	2	4	2		1								21	8
1901-1950																	2		7	8	1	3	3	6	2	2	2	2									38	12
1851-1900															1		2		10	4	1	2	1	5		1											27	15
1801-1850													2		2		4		9	4	2	3	3	2	1	1	2			3							38	16
1751-1800													1		1		1		4	1	1	1	4	1	3	2	2	1									23	21
1701-1750						1						1		1			1		2	2			2	2	2	1	1										16	22
1651-1700															1		3		9	7	1	3	4	2	3	1	1	1									36	26
1601-1650										1		2	1		1		8	19	14	4	10	3	2	3	2	2	3										75	33
1551-1600		1								1	4	7	6	8	8	14	24	11	3	6	3	4	5	5	3	3										116	44
1501-1550											2	1	4	3	3	1	4	5	4		3	2	1	1	1	1											36	47
1451-1500										3	2	4	4	4	8	2	7	11	3	3		3	4	4		1											63	53
1401-1450								1	2	9	3	4	1	5	3	2	15	9	6	4	2		2	3		2	1										74	68
1351-1400			1							2	5	4	7	5	6	10	9	21	6	1	3	1	5		3	2	3	1									95	69
1301-1350								1	4	8	10	3	6	3	3	6	10	5	2		2	1	1		1		2										66	76
1251-1300				1			1		8	8	9	3	5		1	1	3	4		2	2	3	1		1		2										55	81
1201-1250					2	2	4	14	7	7	2	4	4	1			3	3	1		2	1			1	1	1										61	67
1151-1200						2	3	1	6	7	4	2				1			3	1	1	1				2		1									35	90
1101-1150					2	5	5	6	5		2	1	3		1	1	2	7	1								1										36	94
1051-1100					3	4	3	4	2	2														1	1	1											21	96
1001-1050						2	4	2		1				1			1							2			1	1									15	97
951-1000			1	6	4	1	2		1				1											1	1												18	99
901- 950																																								
851- 900				2																																		2	99
801- 850		1	2		1																																	4	99
751- 800					1		1																															2	100
701- 750																																								
651- 700																																								
601- 650																																								
551- 600																																								
501- 550																																								
0- 500																																								
SUM		2	4	9	13	17	23	29	35	49	43	29	41	32	48	32	98	154	79	27	58	52	51	42	38	27	31	5								1845		
PER CENT				1	2	4	6	9	12	17	21	24	28	31	35	38	46	61	68	71	76	81	86	90	93	96	99	100										
MEAN		1200	1000	986	1032	1145	1103	1178	1220	1305	1338	1371	1381	1478	1516	1412	1497	1689	1620	1619	1638	1692	1744	1778	1064	1668	1652	1700								1517		
0.90				1255	1217	1232	1233	1246	1331	1451	1542	1602	1577	1748	1888	1580	1888	1916	1913	1965	1935	2148	2222	2190	2468	2841	2849											1936		
0.75			1000	989	1118	1168	1187	1231	1282	1489	1484	1459	1521	1566	1581	1558	1598	1781	1731	1806	1869	1956	1935	2084	2158	1931	2082	1841										1664		
0.50		1200	850	970	1058	1115	1115	1205	1225	1296	1322	1368	1375	1462	1487	1385	1464	1587	1608	1591	1620	1720	1737	1750	1858	1637	1608	1815										1481		
0.25			825	952	965	1065	1034	1110	1156	1216	1265	1254	1272	1389	1391	1341	1369	1425	1463			1508	1483	1471	1565	1575	1418	1362	1375										1318		
0.10				872	815	1017	982	1061	1105	1163	1178	1197	1201	1328	1333	1301	1308	1355	1357	1210	1361	1452	1363	1192	1252														1159		

YEARS SINCE BACHELORS DEGREE

ENGINEERING DEGREES — SUPERVISORY

ALL SERVICES - 152 ARMY - 43 NAVY - 69 AIR FORCE - 40

DOCTORATE - 152

SALARY	0	1	2	3	4	5	6	7	8	9	10	11	12	13	14	15	16-17	18-19	20-21	22-23	24-25	26-27	28-29	30-31	32-33	34-35	36-40	41-45	46-99		
25501-																															
25001-25500																															
24501-25000																		2		1	3	3		2		1	4			16	16
24001-24500																															
23501-24000																															
23001-23500																			1			1						1		3	12
22501-23000																						1	1							2	13
22001-22500																				1	1						1			3	15
21501-22000																						1								1	16
21001-21500																	1	2	1							1	2			7	21
20501-21000																															
20001-20500																			1		1		2				2			6	25
19501-19950																			2		1	1	1		1	1				7	29
19001-19500																	2				3					1				6	33
18501-19000															2	1	1	1	2	1	1	1								10	43
17501-18000													2			1	1	2			1						1	1		9	46
17001-17500																	1	1												2	47
16501-17000										1					1			1	1		2				1			1		6	52
16001-16500																		1	1				1			1				4	56
15501-16000									1		2		1		2	2	2			1	1	1						1		14	64
15001-15500																	1	1												2	65
14501-15000									2	1	1		1	3	2		2													12	73
14001-14500							1	1	1				2	1	1		1	1							1			1		11	88
13501-14000														1	2		1						1							5	84
13001-13500										1		1				1		1												4	88
12501-13000										4			1																	5	93
12001-12500								1	1	1	3								1				1							8	95
11501-12000												1																		1	96
11001-11500						1				1																				2	97
10501-11000										1																				1	98
10001-10500					1															1										2	99
9501-10000				1																										1	100
9001- 9500																															
8501- 9000																															
8001- 8500																															
7501- 8000																															
7001- 7500																															
6501- 7000																															
6001- 6500																															
5501- 6000																															
5001- 5500																															
0- 5000																															
SUM				1	1	1	1	2	5	9	6	3	7	5	9	6	11	15	18	6	14	9	7	2	3	5	10	5		152	
PER CENT				1	2	3	4	5	8	13	17	19	23	26	32	36	44	53	60	63	73	78	83	84	86	90	96	100			
MEAN				975	1825	1125	1425	1325	1435	1258	1383	1391	1532	1445	1547	1625	1628	1835	1835	1815	1975	2152	1768	2475	1658	2805	2195	1745		1727	
0.90										1455					1827		1845	2462	2188		2478	2485					2487			2452	
0.75									1493	1296	1562	1662	1756	1479	1593	1775	1762	2056	1975	2187	2175	2462	1981		1912	2087	2468	1787		1958	
0.50				975	1825	1125	1425	1325	1462	1268	1258	1325	1475	1458	1487	1688	1562	1787	1858	1825	1883	2225	1925	2475	1625	1925	2188	1675		1675	
0.25									1412	1212	1225	1187	1418	1412	1412	1562	1468	1637	1675	1562	1775	1912	1387		1437	1862	1987	1562		1448	
0.10										1895					1372		1485	1425	1258		1660	1595					1888			1252	

0 1 2 3 4 5 6 7 8 9 10 11 12 13 14 15 16-17 18-19 20-21 22-23 24-25 26-27 28-29 30-31 32-33 34-35 36-40 41-45 46-99

YEARS SINCE BACHELORS DEGREE

COMBINED PHYSICAL SCIENCE DEGREES — NON-SUPERVISORY

ALL SERVICES - 4191 ARMY - 1627 NAVY - 1868 AIR FORCE - 784

BACHELORS - 4191

SALARY	0	1	2	3	4	5	6	7	8	9	10	11	12	13	14	15	16-17	18-19	20-21	22-23	24-25	26-27	28-29	30-31	32-33	34-35	36-40	41-45	46-99	
2501-																														
2451-2500																														
2401-2450																														
2351-2400																														
2301-2350																														
2251-2300																						1	1					2		
2201-2250																														
2151-2200																														
2101-2150																														
2051-2100																														
2001-2050																														
1951-2000																				1								1		
1901-1950																2			1									5		
1851-1900																							1	1				2		
1801-1850																														
1751-1800											1						1	1							3	1		7		
1701-1750																		1	1			2	2	1				7		
1651-1700																2	1	5	1	2	2	2	1	1	1	1		19	1	
1601-1650	1												1	1	3	1	5	5	2	2		3		4	1	1		38	1	
1551-1600									1			1	1	1	3		2	3	3		2	3	1	1	1		2	22	2	
1501-1550											1		1	1	1	2	4	5	1		1	1	1	4	4	1	1	29	2	
1451-1500				1				1			3	1		1	3	2	9	7	4		5	3	6	3	3	1	2	56	4	
1401-1450								1		1	3	8	10	11	12	8	11	36	40	13	2	4	13	8	5	6	7	3	2	204	9
1351-1400			1						2	5	5	9	23	9	13	4	10	13	26	5	2	3	6	2	2	3	3	5	1	152	12
1301-1350					1			2	6	8	16	22	11	14	8	8	11	28	31	13	1	8	8	6	8	2		5	1	221	18
1251-1300	1					1		7	9	27	15	14	16	12	7	8	4	33	32	12	6	4	5	11	5	9	2	1	2	238	23
1201-1250			1	2	1		4	7	12	12	29	28	18	21	17	12	8	26	32	15	4	5	7	5	6	4	3	3	2	277	30
1151-1200	2		1	1	5	27	49	66	58	43	36	27	18	11	14	11	24	38	18	5	4	12	6	5	7	3	4	1		472	41
1101-1150	1	2	1	2	26	42	38	28	24	16	17	7	5	6	4	6	28	8	6	2	5	1	3	7		2	4	2		269	48
1051-1100	3	1	1	3	12	25	31	23	22	14	9	9	3	9	1	2	14	18	3	2	5	3	4	4	4	1		2		228	53
1001-1050	3	3	14	98	81	69	43	21	28	11	12	6	8	4	4		8	7	2	2		2	3	3		2	1	1		466	64
951-1000	2	1	1	3	3	4	11	8	2		1	3		1				3			1		1			1		1		46	65
901- 950		4	49	20	19	8	15	7	8	5	2	6	1	2	1		2		3	1		1	1	2	1	2	1			167	69
851- 900		167	123	89	53	34	15	10	4	2		2	1	1				1	1	2						1				506	81
801- 850	158	122	42	24	16	8	8	6	7	2	1	1			1	1	4	1												394	90
751- 800	117	69	29	13	6	7	1	1		1		1					1													246	96
701- 750	6	5	5																											17	97
651- 700	73	9	3	1	3	1	3					1																		94	99
601- 650	9	4	2	2				1																						18	99
551- 600																															
501- 550		3	1																											4	100
0- 500																															
SUM	368	393	315	266	225	229	224	192	191	164	155	135	105	94	75	71	231	258	95	34	58	73	60	63	49	33	32	15	4	4191	
PER CENT	8	18	25	32	37	42	48	52	57	61	64	68	70	72	74	76	81	87		90	92	93	95	96	97	98		99	100		
MEAN	733	785	842	882	923	977	1016	1057	1092	1128	1164	1169	1199	1195	1227	1253	1223	1258	1239	1216	1263	1297	1285	1251	1294	1279	1246	1158	1275	1033	
0.90	792	842	916	998	1068	1115	1145	1198	1242	1276	1330	1346	1361	1373	1441	1399	1398	1428	1431	1598	1588	1561	1588	1558	1555	1635	1445	1362		1338	
0.75	773	824	881	978	992	1068	1111	1135	1176	1208	1259	1302	1284	1317	1340	1351	1358	1358	1354	1312	1381	1387	1387	1392	1412	1391	1358	1262	1308	1198	
0.50	741	793	838	857	957	988	1025	1097	1108	1136	1149	1168	1189	1188	1203	1265	1225	1251	1231	1187	1256	1284	1245	1235	1247	1308	1278	1162	1250	1031	
0.25	701	752	756	814	829	895	953	985	1015	1068	1098	1098	1122	1102	1127	1139	1118	1153	1143	1087	1118	1146	1158	1051	1153	1104	1125	1043	1208	827	
0.10	619	712	735	772	792	818	834	858	982	979	997	962	1008	1007	1056	1084	1028	1068	1054	968	1048	1101	1058	1003	1048	957	1065	975		755	

YEARS SINCE BACHELORS DEGREE

COMBINED PHYSICAL SCIENCE DEGREES

NON-SUPERVISORY

ALL SERVICES - 1354 ARMY - 463 NAVY - 670 AIR FORCE - 221

MASTERS - 1354

SALARY	0	1	2	3	4	5	6	7	8	9	10	11	12	13	14	15	16	17	18	19	20	21	22	23	24	25	26	27	28	29	30	31	32	33	34	35	36	40	41	45	46	99	
2551-																																										
2501-2550																																											
2451-2500																																										
2401-2450																																										
2351-2400																																										
2301-2350																																										
2251-2300																																										
2201-2250																																										
2151-2200																																										
2101-2150																																										
2051-2100																																										
2001-2050																																										
1951-2000																																										
1901-1950																																										
1851-1900																																										
1801-1850																																										
1751-1800																																										
1701-1750																																										
1651-1700																																										
1601-1650																																										
1551-1600							1								2	2	2	7	5	2		1	1	2	2	3			32	5
1501-1550														2	1	2			2		3		1	5	1		1		18	7
1451-1500									1		2		1	1	1		4	3	2		1		2	1	1		4	1	25	8
1401-1450										3	1	1	1		1		6	13	4	1		2	7	7	5		2		54	12
1351-1400											1		5	5	8	8	16	18	11	5	6	7	1	3	1	2	2		99	28
1301-1350			1						2	2	5	4	2	2	7	4	10	7	1	1	2		1	5	2	1	3	2	64	24
1251-1300								1	6	3	7	3	7	4	4	3	9	10	4	3	1	4	5	1	2	1	5	1	84	31
1201-1250						1	1	6	7	13	6	7	3	4	5	4	6	28	10	1	4	2	4				4	3	110	39
1151-1200							1	3	3	4	6	7	5	3	6	3	7	11	5	1	2	6	5	3	4		2	2	98	45
1101-1150					1	7	14	21	29	26	19	7	11	6	5	4	7	8	3	1	3	4	1	3	1	1	1	1	184	59
1051-1100				2	5	6	10	9	2	6	2	4	2	3	2	2	3	1					2	1			1		63	64
1001-1050			1	2	7	10	11	9	10	6	1	5	5	2	1	3	5	6	3			3	1	1	1		1	1	92	78
951-1000		2	28	38	27	22	10	5	6	4	3	2	1	3	1		3	4		2			1	2			1	1	165	83
901- 950		1	2	3	4	2	3			1			1				1				1				1				26	84
851- 900	1		13	8	10	6	7		4	2	1	1	1				1						1	1	1	2			65	89
801- 850	7	10	25	21	8	8	3	1	2			1												1					95	96
751- 800	4	10	6	4	1	6		1		1	1									1					1			1	37	98
701- 750	3	3	3					1										1			1								12	99
651- 700			2																										2	99
601- 650																																									2	100
551- 600	1	1																																								
501- 550																																										
0- 500																																										
SJM	16	36	74	82	71	81	82	67	79	63	39	47	38	47	34	88	113	54	18	38	33	41	38	26	12	37	14	2	1354														
PER CENT	1	3	9	15	20	26	32	37	43	48	50	54	57	60	63	69	77	81	82	85	87	90	93	95	96	98	99	100															
MEAN	781	828	874	924	978	994	1044	1120	1110	1154	1157	1188	1196	1252	1276	1268	1287	1344	1269	1366	1315	1338	1346	1394	1391	1361	1317	975	1151															
.90	845	928	989	999	1186	1131	1180	1269	1251	1327	1313	1383	1392	1415	1515	1433	1495	1586	1553	1675	1635	1731	1580	1735	1790	1621	1738		1435															
.75	828	836	961	983	1023	1083	1125	1107	1284	1251	1237	1287	1312	1357	1371	1375	1396	1443	1385	1525	1391	1458	1585	1562	1688	1496	1475		1299															
.50	808	811	853	956	973	992	1045	1125	1127	1148	1167	1165	1183	1256	1283	1280	1277	1354	1308	1358	1268	1295	1383	1410	1375	1325	1258	975	1134															
.25	758	775	815	839	893	906	978	1048	1033	1093	1096	1103	1075	1147	1158	1158	1187	1212	1175	1286	1160	1182	1175	1193	1158	1215	1162		983															
.10	718	743	778	818	838	813	887	987	965	978	981	1007	1005	1042	1065	1038	1065	1148	978	1116	1163	1052	1048	1138	910	1035	1028		843															

YEARS SINCE BACHELORS DEGREE

COMBINED PHYSICAL SCIENCE DEGREES

NON-SUPERVISORY

ALL SERVICES - 674 ARMY - 214 NAVY - 332 AIR FORCE - 128

DOCTORATE - 674

SALARY	0	1	2	3	4	5	6	7	8	9	10	11	12	13	14	15	16 17	18 19	20 21	22 23	24 25	26 27	28 29	30 31	32 33	34 35	36 40	41 45	46 99	
2551-																														
2501-2550																					1		1			1	3	1		7 1
2451-2500																														
2401-2450																														
2351-2400																										2				2 1
2301-2350																											2			2 1
2251-2300																										1		1		2 1
2201-2250																				1							1		1	3 2
2151-2200																										1	1			2 2
2101-2150																					1	1	2	1			1	1		7 3
2051-2100																	1		2			3	2		1		1	1	1	8 4
2001-2050																		3	2								3		1	14 6
1951-2000															1	1		1		1	1	2			1			1	2	11 8
1901-1950																	1	1	1						1					6 9
1851-1900																1	1			2		1		1		1	2		1	12 11
1801-1850															1			1	1		1	1		2	1	1	1	1		11 12
1751-1800												1		1	3	5	5		2	4	1	1			3	1	1	28 17
1701-1750										1			1	1	4	5	8	8	3	2	2				2	4	2	1	44 23
1651-1700											1			3	3		3		1				1	1		1	2	1	18 26
1601-1650					1				1	1	1		3	3	1		1	5	2			1		1	1	1	2			24 29
1551-1600											1	2	3	4	2	2	4	4	1	1	6	1		1			2	1		35 35
1501-1550									1	1			2	4	1	5	12	6	7	4	2	1	1		2	2		3		53 62
1451-1500									2	1	7	5	12	2	5	1	11	5	3	2	1	1	2	1		1	2			64 52
1401-1450						1		2	2	6	1	4	4	4	3	4	1	6	3		2		3	1	1		3	1	1	53 68
1351-1400							2	7	4	7	7	7	4	3	3	3	7	6	2	2	1						3			68 78
1301-1350					2		6	5	7	3	5	1	4	3	1	2	4	4			3	1	1	1						52 78
1251-1300					2	2	5	2	4	4	4	4	2		3	2	2		1				1				1		1	48 84
1201-1250		1				4	11	6	4	3	1	4				2	2	1						1						48 98
1151-1200					5	8	13	9	5	3	3	1	2	2			1		1										1	54 98
1101-1150				1	1		1		3				1	1				1									1			18 99
1051-1100																														
1001- 1050																												1		1 99
951- 1000																														2 100
901- 950				1				1		1																				
851- 900																														
801- 850																														
751- 800																														
701- 750																														
651- 700																														
601- 650																														
551- 600																														
501- 550																														
0- 500																														
SUM		1		2	11	15	38	31	33	38	31	38	37	38	26	27	59	56	48	18	23	21	13	12	7	13	41	17	12	674
PER CENT					2	4	9	14	19	23	28	32	38	42	46	50	59	67	73	76	79	82	84	86	87	89	95	98	100	
MEAN		1875		988	1111	1068	1085	1126	1152	1185	1229	1243	1279	1325	1371	1349	1372	1427	1488	1555	1498	1625	1536	1558	1489	1889	1668	1622	1628	1365
0.90					1197	1137	1185	1242	1317	1388	1349	1425	1438	1516	1628	1591	1681	1678	1758	1938	1835	1898	1985	1848		2292	2222	2165	1946	1735
0.75					1156	1098	1135	1208	1221	1262	1316	1315	1344	1443	1508	1431	1462	1581	1616	1737	1686	1843	1868	1788	1662	2187	1879	1837	1858	1523
0.50		1875		988	1045	1046	1072	1112	1153	1207	1217	1235	1306	1358	1330	1325	1356	1488	1508	1458	1428	1631	1337	1558	1475	1675	1625	1562	1658	1312
0.25					1017	1023	1033	1043	1053	1106	1146	1131	1203	1225	1241	1212	1241	1266	1358	1356	1293	1462	1278	1358	1368	1462	1486	1387	1388	1178
0.10					1001	1001	1018	1017	1003	1033	1055	1075	1117	1058	1143	1117	1161	1195	1258	1245	1188	1385	1165	1268		1357	1235	1285	1116	1056

YEARS SINCE BACHELORS DEGREE

COMBINED PHYSICAL SCIENCE DEGREES

ALL SERVICES - 1683 ARMY - 786 NAVY - 659 AIR FORCE - 238

SUPERVISORY

BACHELORS - 1683

SALARY	0	1	2	3	4	5	6	7	8	9	10	11	12	13	14	15	16 17	18 19	20 21	22 23	24 25	26 27	28 29	30 31	32 33	34 35	36 40	41 45	46 99		
2551-																															
2501-2550							1						1						2				1	1	1				7		
2451-2500																															
2401-2450																															
2351-2400																															
2301-2350																	1			1									2		
2251-2300																													1		
2201-2250																						2							2		
2151-2200																			1					1		1			3		
2101-2150																			1				1			1			3	1	
2051-2100																			1	1						1			3	1	
2001-2050											1								1			2	3	2	2		2		13	2	
1951-2000								1			1			1			1	1	2		1	5	4	3			1		21	3	
1901-1950							1							1				2	1		3	5	5	2	1		2		23	4	
1851-1900										1			1				7	4	4		2	4	2				1		26	6	
1801-1850																2	8	5	6	1	3	4	1	2	1		1	1	35	8	
1751-1800														1			1	1	2	1	2	1	2		2	2			15	9	
1701-1750											1		1	1	1		3			1	1	2	6	1	1		3		25	11	
1651-1700													1			1	4	6	3		3	7	3	1	1	1			31	13	
1601-1650		1								1	2	2	5	3	4	7	2	19	16	9		5	6	9	3	3	3	5		84	18	
1551-1600			1	1			1		3	2	2	5	3	4	7	7	23	31	13	1	8	7	5	1	1	1	4	1	132	26	
1501-1550											4	1	2	1	3	1	6	7	2		4	7	6	2	1	5	2	1	55	38	
1451-1500								1	1	2	4	1		3	2		11	5	4	1	3	4	4	3	3	1	2		55	33	
1401-1450	1					1			4	4	7	2	1	3	3	5	14	23	8	4	4	6	6	4	4	5	1		118	48	
1351-1400							1		2	1	3	5	13	9	18	11	38	27	17	3	2	4	7	3	4	1	2	1	154	58	
1301-1350								1	8	13	11	18	17	13	4	8	19	24	7	2	2	3	3	2	1	1	1		158	59	
1251-1300		1			2			5	8	14	17	13	7	2	7	7	18	9	3		2	2	3	1	1	1	3	1	119	67	
1201-1250	1			1		3	12	15	28	9	18	4	5	4	4	1	14	14	4	1	1	4	1	2	1			1	132	75	
1151-1200			2		1	2	4		2	7	9	8	6	3	8	3	3	8	1	2	3	4	3		2	1			82	88	
1101-1150	1				4	9	23	16	26	12	6	18	5	3	2	2	6	7	5		2		3			2			144	89	
1051-1100				2	8	18	11	3	14		1	2	2		1		2	2	1			1		1	1				62	93	
1001-1050						1	4	4	5	2	1	1		1	1		5	2		1		1	1						38	95	
951-1000			4	5	5	9	4	3		2	2		2		1		1	1			1								48	97	
901- 950				1		3	1				1						1												7	98	
851- 900								1	2									2	1										6	98	
801- 850		2	4	3		3		1																					13	99	
751- 800	1	1	1			1																							4	99	
701- 750				1	1																								2	99	
651- 700																															
601- 650	2																												2	100	
551- 600																															
501- 550																															
0- 500																															
SUM	6	5	12	14	21	42	62	51	96	69	88	72	69	47	57	58	188	281	99	19	53	88	88	34	33	24	33	5	1	1683	
PER CENT			1	2	3	6	18	13	19	23	28	33	37	48	43	46	58	71	77	78	81	86	91	94	96	97		99	100		
MEAN	966	1065	951	996	1067	1051	1152	1165	1282	1255	1295	1291	1359	1345	1365	1398	1444	1436	1533	1448	1556	1588	1596	1684	1585	1470	1668	1515	1225	1385	
0.90			1155	1230	1195	1195	1236	1279	1385	1426	1500	1540	1585	1553	1587	1680	1720	1674	1888	1805	1892	1950	1975	1993	2042	1680	2042			1737		
0.75	1225	1287	1388	1962	1121	1125	1193	1234	1268	1322	1383	1344	1379	1484	1493	1525	1591	1581	1649	1562	1695	1812	1750	1837	1768	1680	1887	1587		1559	
0.50	888	837	962	978	1078	1078	1123	1142	1175	1258	1279	1292	1322	1340	1352	1368	1418	1489	1481	1486	1565	1578	1580	1525	1491	1588	1615	1525	1225	1358	
0.25	637	806	825	841	992	969	1075	1102	1105	1158	1208	1181	1222	1268	1215	1296	1313	1310	1358	1318	1403	1408	1392	1391	1378	1488	1481	1362		1283	
0.10			882	886	961	983	1015	1001	1059	1112	1125	1121	1129	1161	1154	1200	1202	1188	1223	1172	1188	1225	1250	1270	1215	1170	1315			1095		

YEARS SINCE BACHELORS DEGREE

COMBINED PHYSICAL SCIENCE DEGREES

ALL SERVICES - 698 ARMY - 283 NAVY - 287 AIR FORCE - 128

SUPERVISORY

MASTERS - 698

SALARY	0	1	2	3	4	5	6	7	8	9	10	11	12	13	14	15	16 17	18 19	20 21	22 23	24 25	26 27	28 29	30 31	32 33	34 35	36 40	41 45	46 99		
2551-																															
2451-2550																	1	1	1	1	1	2					1			8	1
2401-2450																															
2351-2400																															
2301-2350																					1	1								4	1
2251-2300																											2				
2201-2250																						1				2				3	2
2151-2200																		1	2											3	2
2101-2150																								1		2	1			4	3
2051-2100																															
2001-2050																		1				1	2	3			2	1		10	4
1951-2000																		3	2		2	1	3	1	1	1	2			16	6
1901-1950																		2	1	4	2	2		3	2	3				19	9
1851-1900																		4	7	2	3	3	4	2	2		1			28	13
1801-1850								1								2	2	8	6	1	2	1	1	2		1	1	1		29	17
1751-1800																	1	4	3			1	1	1	3	2				16	20
1701-1750										1							2	2	1	1		1	2	4			1	1		15	22
1651-1700																1	2	7	4		2		1	3	1	5	3	1		30	26
1601-1650														1	1	1	5	13	10	2	8	1	5	3	1	2	1			54	34
1551-1600											1	1	1		4	2	10	20	2		4	2	3	2		1	2	1		56	42
1501-1550										1		2	3	1	1		4	5	2	1	1	5	1	3	5					35	47
1451-1500								1	1	1	1	1	1	2	3		2	5	5	1	1	1	3	1		2	1			33	52
1401-1450							1		3	2	1	1	2				7	6	7	3	2	4	4	4		2	3	3		55	68
1351-1400											1	1	3	3	4	2	6	15	7	1	1	5	7		1	5	2	2		66	79
1301-1350							1			3	6	5	2	4	2	1	4	5	1	1		1			1					37	75
1251-1300							1		5	5	3	3	4		1		6	3	3	1	1	1	1	1	1	1	1			41	81
1201-1250						1	3	6	5	3	3	3	1	1			1	2				1				1				31	86
1151-1200							4	2		1	2	2		1		1	5	3	1	1	1		1	1			1	1		28	90
1101-1150						2	3	4		1	1	3			1		2	3				1								21	93
1051-1100	1				2	2	3	3	2	2							2		1											18	95
1001-1050									2	2	1	1		1	1	1		1	1		1									12	97
951-1000	1			1	3	1		1	2	1	1			1					1											13	99
901- 950																															
851- 900					1																									1	99
801- 850								1																						1	99
751- 800				1								1																		2	100
701- 750																															
651- 700																															
601- 650																															
551- 600																															
501- 550																															
0- 500																															
SJM	2			2	6	6	16	19	28	22	22	24	17	15	18	11	62	114	68	28	33	36	39	35	18	38	24	11		698	
PER CENT					1	2	4	7	10	13	16	20	22	24	27	28	37	54	64	67	72	77	82	87	90	94	98	100			
MEAN	1025			875	991	1100	1187	1185	1220	1243	1295	1272	1386	1328	1413	1408	1456	1365	1508	1657	1671	1656	1689	1692	1655	1678	1758	1547		1508	
0.90							1320	1455	1433	1445	1498	1515	1536	1525	1598	1822	1695	1857	1894	1937	1967	2228	1966	2088	1936	2075	2265	1845		1896	
0.75			1062	1137	1233	1227	1298	1325	1349	1358	1487	1456	1556	1662	1587	1682	1816	1988	1862	1883	1812	1881	1862	1988	2088	1868	1712			1672	
0.50	1025		875	983	1100	1175	1162	1246	1268	1308	1283	1375	1343	1498	1562	1435	1572	1615	1625	1628	1548	1591	1691	1658	1668	1683	1441			1478	
0.25				950	1062	1116	1095	1075	1125	1208	1175	1298	1237	1337	1337	1295	1388	1414	1416	1553	1488	1489	1529	1515	1412	1458	1393			1386	
0.10						1076	995	1088	1038	1118	1196	1258	1025	1148	1155	1172	1298	1296	1388	1365	1338	1363	1416	1348	1368	1385	1352			1151	

YEARS SINCE BACHELORS DEGREE

SUPERVISORY

COMBINED PHYSICAL SCIENCE DEGREES

ALL SERVICES - 684 ARMY - 223 NAVY - 240 AIR FORCE - 131

DOCTORATE - 684

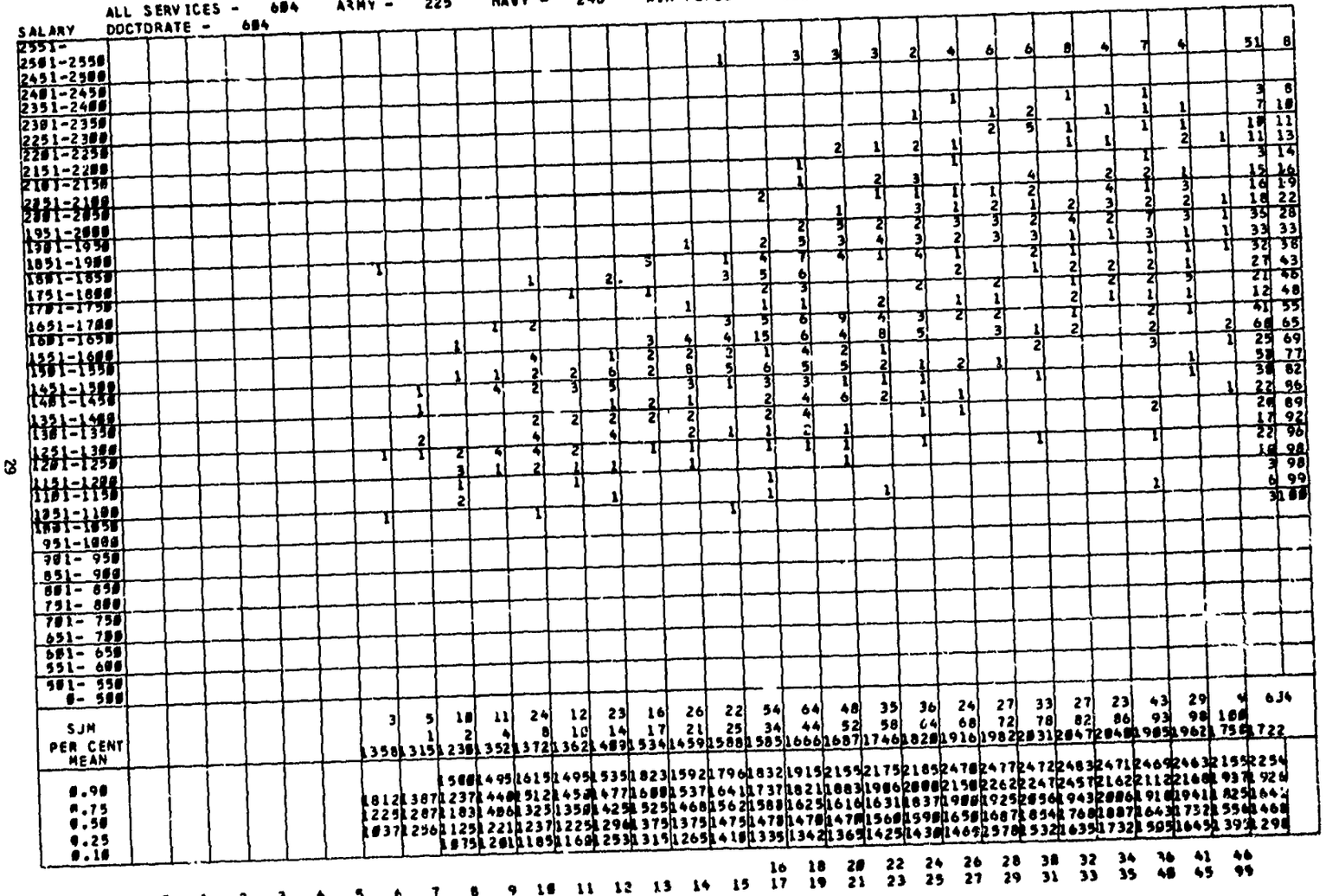

ENGINEERING AND COMBINED PHYSICAL SCIENCE DEGREES — NON-SUPERVISORY

ALL SERVICES - 10959 ARMY - 4148 NAVY - 4752 AIR FORCE - 2887

BACHELORS - 10959

SALARY	0	1	2	3	4	5	6	7	8	9	10	11	12	13	14	15	16 17	18 19	20 21	22 23	24 25	26 27	28 29	30 31	32 33	34 35	36 40	41 45	46 99	
2551-																														
2501-2550																													1	
2451-2500									1																					
2401-2450																														
2351-2400																														
2301-2350																														
2251-2300																														
2201-2250																						1	2						3	
2151-2200																	1												1	
2101-2150																														
2051-2100																			1				2	3	1		1		8	
2001-2050																						1	3		2		1		7	
1951-2000																		2		1	1				1	1			6	
1901-1950																		3		1	1	3	1			3	1		13	
1851-1900																	1	1					1	2					5	
1801-1850																		1				2	3	1		2	2		11	
1751-1800											1				1	1	4	2	1			4	3		4	1	1		23	
1701-1750														1	1	1	2	8	2		2	4	4	3		2	1		30	
1651-1700											1		1	1	1	3	6	18	8	3	5	8	6	5	3	4	4	1	77	1
1601-1650	2							1		2	1	5	2	7	4	19	13	5	3	5	11	4	7	7	3	5			106	2
1551-1600									1		1		2	1	3	4	16	5	1	2	6	8	5	2	4	6	1		71	3
1501-1550								1		2	1	3	3	3	4	5	9	15	7	4	2	7	9	8	12	5	1	2	112	4
1451-1500	1		1		1		1	3	2	3	3	3	6	3	8	9	39	49	16	3	19	12	15	11	8	5	13		235	6
1401-1450			1				2	1	4	7	24	22	33	36	31	35	122	149	51	8	19	28	22	14	13	14	24	5	665	12
1351-1400		1	1	1	1	2	1	4	18	33	69	46	24	25	13	28	57	78	15	7	7	18	9	9	11	12	16	6	496	17
1301-1350			1	2	1	5	8	25	41	52	88	42	28	28	28	22	68	84	34	3	19	19	22	18	11	9	21	5	681	23
1251-1300	1	1			1	9	23	58	93	52	45	32	31	18	22	23	71	82	29	9	17	19	28	18	16	8	12	7	712	29
1201-1250	2	2	3	4	2	15	32	49	44	65	84	48	45	38	32	21	63	72	31	9	13	12	15	12	12	18	17	6	761	36
1151-1200	5	6	3	18	33	138	162	252	288	121	96	51	32	33	32	24	55	75	23	9	9	17	14	14	9	9	11	2	1443	49
1101-1150	4	2	7	32	112	132	89	72	69	48	36	18	21	12	18	13	35	26	13	5	8	7	6	10	1	5	11	3	881	57
1051-1100	5	1	2	13	41	94	85	64	46	28	14	23	11	16	8	3	22	22	16	4	9	6	9	9	7	3	3	5	578	62
951-1000	4	18	198	332	288	163	92	57	34	25	19	11	14	11	8	5	24	14	4	2	1	7	5	10	3	6	6	2	1325	74
901- 950	3	1	5	9	7	8	15	13	3		2	3		1	1		5	4		4	1		3	1	2	1	2	2	1	891	75
851- 900		11	111	78	42	26	21	9	11	6	3	4	4	3	5	1	5	79	4	1		1	1	2		1		1	341	78
801- 850	9	333	243	134	67	44	28	15	6	2	2	5	1	1		1		86	1	3	1		1			1		1	802	86
751- 800	428	286	75	33	21	11	5	7	9	2	3	1	1		1	1	4	2											889	94
701- 750	143	83	31	14	7	8	1	1		1		2					1												292	97
651- 700	15	11	6																										32	97
601- 650	286	28	4	1	3	1	3					1						1						1					241	99
551- 600	17	6	2	2				1																					28	99
501- 550																														
0- 500	1	3	2																										6	100
SUM	838	777	696	657	597	642	564	633	582	439	492	318	261	225	213	195	611	731	266	76	142	195	185	156	124	109	108	47	28	10959
PER CENT	7	14	21	27	32	38	43	49	54	58	63	66	68	70	72	74	79	86	88	89	90	92	94	95	96	97		99	100	
MEAN	734	793	871	926	972	1023	1054	1098	1138	1157	1196	1189	1211	1213	1236	1262	1262	1298	1272	1259	1292	1333	1343	1288	1332	1313	1318	1217	1178	1082
0.90	794	843	987	999	1098	1137	1166	1225	1260	1381	1336	1349	1384	1384	1416	1436	1429	1473	1467	1556	1545	1621	1656	1588	1598	1626	1543	1393	1296	1378
0.75	779	826	968	984	1058	1108	1127	1146	1207	1237	1286	1297	1316	1331	1352	1367	1371	1381	1378	1381	1403	1442	1449	1427	1454	1427	1411	1327	1266	1235
0.50	754	796	846	959	979	1035	1078	1115	1128	1147	1192	1191	1202	1196	1226	1262	1268	1289	1267	1227	1278	1328	1298	1272	1289	1306	1303	1225	1183	1093
0.25	646	762	811	842	958	971	989	1043	1076	1102	1122	1111	1128	1118	1134	1151	1155	1176	1158	1122	1171	1186	1184	1117	1191	1156	1176	1095	1100	913
0.10	615	722	746	885	821	858	908	965	992	1014	1058	1014	1027	1028	1051	1082	1057	1102	1056	1028	1057	1075	1078	1083	1102	1031	1076	1007	1006	778

YEARS SINCE BACHELORS DEGREE

ENGINEERING AND COMBINED PHYSICAL SCIENCE DEGREES

NON-SUPERVISORY

ALL SERVICES - 2781 ARMY - 853 NAVY - 1398 AIR FORCE - 458

MASTERS - 2781

SALARY	0	1	2	3	4	5	6	7	8	9	10	11	12	13	14	15	16 17	18 19	20 21	22 23	24 25	26 27	28 29	30 31	32 33	34 35	36 40	41 45	46 99	
2551-																														
2501-2550																														
2451-2500																														
2401-2450																			1										1	
2351-2400																														
2301-2350																										1			1	
2251-2300																														
2201-2250																														
2151-2200																														
2101-2150																														
2051-2100																							2						3	
2001-2050																					1	1		1	2	1	1		6	
1951-2000																			2		2		1		1		1	1	8	
1901-1950																	2	1				1		1			1		6	
1851-1900																										1	1		3	1
1801-1850													1				2	1	1	1	1	1	3	1	1	1	1		14	1
1751-1800																2	1	1			2	3	1	2		1	2		13	2
1701-1750												1				1	2			2		2	2		2	2			14	2
1651-1700															1	1	3	2		4	2	4	2	1	1	3	1		25	3
1601-1650											2	2	2	2	5	13	5	4	1	3	1	4	3	3	4	1			56	5
1551-1600							1			1	1	2	1	4	2	3	4		4		1	6	2		2	2			38	7
1501-1550									2		5	1	1	1	1	7	9	3		3	3	2	1	5	1				46	8
1451-1500									1	4	4	1	2	1	3	1	15	28	7	2	3	3	9	8	5	1	4	1		95	12
1401-1450								1	1	4	5	6	13	7	19	13	38	32	16	6	18	15	4	6	1	6	6	2		203	19
1351-1400							1		1	4	7	14	12	5	18	18	6	15	13	3	4	5	1	2	11	4	2	6	4		142	25
1301-1350				1			1	1	4	7	14	12	5	18	18	6	15	13	3	4	5	1	2	11	4	2	6	4		171	31
1251-1300							1	2	6	16	12	28	18	18	7	5	5	15	15	8	5	3	6	11	1	4	1	6	2		253	40
1201-1250	1				1	7	16	19	26	33	16	12	8	9	18	9	12	38	14	2	6	3	8	1	1	1	4	4		161	46
1151-1200						4	12	7	11	18	13	12	9	5	9	6	18	13	8	1	3	8	7	3	4		3	2	1	392	61
1101-1150					18	27	48	65	68	42	28	13	17	6	8	5	13	13	7	1	3	6	1	3	2	2	3	1		173	67
1051-1100				5	23	16	28	21	9	13	5	9	7	5	3	4	5	1	3		1	1	5	3	1	1	2	2		161	73
1001-1050				1	14	16	28	24	15	12	9	1	8	5	2	4	5	7	5		2	4	2	1	2	3		2	1		344	86
951-1000			18	64	88	58	36	24	8	11	5	4	3	3	4	3	7	5	5	3	2	1	2	3				1		38	87
901- 950			1	6	5	4	2	3			1			1			1	2			1				1	1		1	2		86	90
851- 900		2	4	22	15	11	9	7	1	4	2	1	1	1			1								1					178	97
801- 850	2	39	44	39	24	8	15	3	3	2			1																4	52	99
751- 800		12	13	7	4	1	6		1		1	1								1					1					16	99
701- 750		4	4	3	1	1			1									1				1								4	99
651- 700		1		2				1																							
601- 650																														3	99
551- 600		1	1	1																										
501- 550																														1	100
0- 500		1																												
SUM	3	68	86	158	185	147	192	181	159	155	129	83	87	66	77	63	147	188	98	32	58	58	69	62	38	26	65	32	5	2781
PER CENT		2	5	11	17	23	30	37	43	48	53	56	59	62	65	67	72	79	83	84	86	89	91	93	95	96	98	99	100	
MEAN	958	797	858	982	972	1028	1056	1084	1141	1154	1208	1198	1215	1236	1262	1262	1291	1328	1338	1318	1362	1325	1335	1388	1485	1413	1390	1325	855	1162
.90		844	978	992	1181	1146	1285	1228	1275	1303	1371	1348	1393	1428	1398	1508	1473	1578	1685	1585	1655	1638	1781	1695	1768	1778	1725	1728		1433
.75	1212	833	881	975	1034	1186	1134	1148	1219	1233	1291	1296	1332	1337	1367	1378	1393	1422	1432	1488	1586	1395	1443	1537	1558	1591	1571	1508	796	1388
.50	837	814	828	988	977	998	1073	1185	1134	1142	1201	1202	1197	1238	1275	1255	1315	1326	1293	1325	1368	1308	1284	1383	1488	1383	1378	1308	781	1138
.25	818	783	883	831	922	961	979	1015	1181	987	1116	1118	1111	1112	1162	1147	1173	1208	1178	1225	1212	1165	1187	1275	1225	1275	1228	1158	765	994
.10		737	763	882	828	871	867	958	1086	993	1021	1057	1038	1016	1078	1041	1057	1110	1048	978	1045	1098	1059	1078	1128	1088	1062	1028		868

YEARS SINCE BACHELORS DEGREE

ENGINEERING AND COMBINED PHYSICAL SCIENCE DEGREES

ALL SERVICES - 868 ARMY - 285 NAVY - 412 AIR FORCE - 163

NON-SUPERVISORY

DOCTORATE - 868

SALARY	0	1	2	3	4	5	6	7	8	9	10	11	12	13	14	15	16 17	18 19	20 21	22 23	24 25	26 27	28 29	30 31	32 33	34 35	36 40	41 45	46 99	
2551-																														
2501-2550																		1			1		1			1	4	1		9	1
2451-2500																														
2401-2450																														
2351-2400																														
2301-2350																										2			2	1
2251-2300																											2		2	1
2201-2250																										1		1	2	1
2151-2200																				1							1		3	2
2101-2150														1															1	2
2051-2100																										1	1		2	2
2001-2050																		1			1	2	1				1	1	7	3
1951-2000																	1			2				1		1	1	1	8	4
1901-1950																		3	2			3	2				3		14	5
1851-1900															1	1	1	1		1	1	2	2	1				1	2	14	7
1801-1850						1											1	1	1					1			2			7	8
1751-1800															1	1	1	1	2	2		1		1	1		4		1	15	10
1701-1750														1				1	1	1	1	2		2	1	1	2	1		14	11
1651-1700												2			1		3	5	6		3	4	3	1			3	2	1	34	15
1601-1650										2			1	2	5	7	8	9	3	3		2			1	2	5	3	1	54	21
1551-1600					1						3		3	3			3		1			1		1	1	1	1	2	1	22	24
1501-1550									2	3	1		3	4	2		2	5	2			1		1	1	2	2			31	28
1451-1500									1	1	1	3	5	4	2	3	5	4	2	3	6	1	1	2			2	1		47	33
1401-1450									1	2	1		2	4	2	5	17	5	8	4	2	1	1		2	2	1	3	1	64	48
1351-1400									2	2	8	6	13	3	5	1	12	6	3	2	2	1	2	1		1	2			72	49
1301-1350				1		4	1	3	4	9	6	5	4	4	6	5	2	6	5		3	1	3	1	1		3	1	1	79	58
1251-1300					2	2	3	9	4	10	11	10	7	5	4	5	7	7	3	2	1			1			3			96	69
1201-1250					2	2	6	9	10	4	5	2	6	3	2	3	4	4			3	1	1	1						68	77
1151-1200					2	3	6	8	6	5	4	4	2		3	4	2		2				1				1		1	54	83
1101-1150					1	5	12	7	4	5	2	5	1		1	2	2	1	1	1		1								52	89
1051-1100		1																											1	78	98
1001-1050					9	10	15	9	6	4	4	3	4	3			1		1											13	99
951-1000				1	2	1	1		3				1	1				1		1							1				
901- 950																												1		1	99
851- 900																															
801- 850				1						1			1																	31	100
751- 800																															
701- 750																															
651- 700																															
601- 650																															
551- 600																															
501- 550																															
0- 500																															
SUM		1		3	19	28	44	45	43	46	45	43	49	36	35	35	71	68	58	23	27	24	18	15	8	15	45	19	13	868	
PER CENT					2	5	11	16	21	26	31	36	42	46	50	54	63	70	75	78	81	84	86	88	89	91	96	98	100		
MEAN		1875		1825	1896	1138	1898	1137	1169	1288	1239	1255	1254	1336	1353	1338	1384	1445	1465	1583	1484	1688	1572	1528	1588	1768	1678	1619	1681	1352	
0.90					1227	1277	1196	1241	1342	1385	1375	1511	1431	1523	1587	1585	1599	1758	1725	1917	1815	1893	1960	1825		2287	2237	2155	1935	1788	
0.75				1262	1156	1288	1141	1284	1248	1288	1318	1327	1341	1458	1481	1428	1481	1587	1684	1786	1684	1825	1837	1712	1688	2162	1879	1812	1843	1491	
0.50		1875		975	1041	1888	1875	1148	1162	1228	1234	1237	1281	1333	1315	1285	1366	1488	1458	1425	1428	1625	1458	1525	1588	1587	1625	1575	1625	1295	
0.25				837	1015	1838	1833	1866	1871	1115	1162	1134	1177	1228	1234	1195	1293	1266	1388	1343	1295	1458	1291	1337	1375	1468	1486	1395	1362	1166	
0.10					997	1089	1811	1825	1818	1845	1862	1863	1835	1843	1141	1118	1176	1288	1216	1287	1195	1278	1198	1225		1362	1241	1295	1151	849	

YEARS SINCE BACHELORS DEGREE

ENGINEERING AND COMBINED PHYSICAL SCIENCE DEGREES

ALL SERVICES - 5884 ARMY - 2687 NAVY - 2218 AIR FORCE - 979

SUPERVISORY

SALARY BACHELORS - 5884

SALARY	0	1	2	3	4	5	6	7	8	9	10	11	12	13	14	15	16	17	18	19	20	21	22	23	24	25	26	27	28	29	30	31	32	33	34	35	40	45	99		
2551-																																								
2501-2550							1						1			1			6		4	5	6	2	2	1	3			34										
2451-2500																																									
2401-2450																																									
2351-2400																																									
2301-2350																		1			1																				
2251-2300																					2	1																			
2201-2250																				1	1	2	4			2	2			12										
2151-2200																		?	1		1		3	2	1	2	1			13	1									
2101-2150																			1			2	1				1			5	1									
2051-2100																	2		2	1	1	6	5	1	1		2	2		23	1									
2001-2050													1					2	6		2	7	12	5	5	4	4	1		49	2									
1951-2000								1					1	1	1		1	6	6		11	15	18	9	7	7	5	1		98	4									
1901-1950							1								1	2	3	17	5	1	13	22	31	12	5	5	7			129	6									
1851-1900										1			2		1	3	18	21	18	2	7	22	6	6	3	3	2	1		108	8									
1801-1850													2		3	3	19	19	15	5	8	9	7	3	4	2	7	1		107	9									
1751-1800										1	1	2			4	1	5	18	15	3	10	7	11	3	7	4	7	3	1	95	11									
1701-1750								1		1	2	3	1	2	1	9	17	8	2	13	13	16	6	8	4	12	2	1		122	13									
1651-1700												1	4	2	3	12	27	23	1	7	19	24	8	3	7	1				142	16									
1601-1650		1			1		2	1	2	2	3	5	5	5	5	54	73	32	12	25	47	38	13	14	9	15			351	22									
1551-1600		1	2	1	1		1	2	3	3	7	12	15	16	16	18	86	108	33	5	24	28	28	9	10	8	12	3	1	453	29									
1501-1550							2	2		4	12	5	13	9	6	15	29	38	18	4	7	22	28	6	8	14	7	3		244	34									
1451-1500		1					1	1	3	7	15	9	13	16	5	7	32	35	28	3	8	26	17	11	12	9	12	5	1	268	38									
1401-1450	1		1			1	1	6	7	12	27	12	8	12	19	10	56	98	36	6	16	18	16	17	13	9	9			411	45									
1351-1400					1		1	4	4	8	19	21	29	32	42	39	142	131	46	13	13	21	26	18	14	8	18	9		659	57									
1301-1350						3	2	7	22	33	65	54	42	34	16	18	51	44	18	5	8	12	12	5	5	3	4	4		467	65									
1251-1300		2	2		3	4	2	21	54	49	57	31	26	13	21	21	31	37	13	3	5	7	5	4	3	7	12	4	2	439	72									
1201-1250	1	1	1	2	2	10	23	54	49	37	41	23	17	13	10	9	38	38	11	3	5	10	4	4	7	5	4	2	1	418	79									
1151-1200			3		2	7	10	20	24	21	30	24	17	10	12	13	24	17	4	4	5	6	7	3	2	2	3	2		288	8									
1101-1150	1	2		2	13	47	59	66	70	35	27	21	8	6	6	8	9	13	6		4	1	6		1	4				417	91									
1051-1100	1			8	34	28	32	23	22	2	4	4	3		3	2	5	2	2	1		3	2	2	2	2	1	1		189	95									
1001-1050		1			4	7	9	6	12	7	4	1	1	2	1	2	6	4	1	1		1	1			1				72	96									
951-1000			11	36	25	17	10	6	2	3	2	1	2		3	1	2	1	1		1	1			1	1	1			128	98									
901- 950			1	4	1	4	1	1	1		1						1													15	98									
851- 900			1		1	1		1	2									3	1											10	99									
801- 850		9	12	6	2	3		1				1					1													38	99									
751- 800	6	3	2	1		1																								13	99									
701- 750		3		1	2																									6	99									
651- 700																																									
601- 650	2																													2	100									
551- 600																																									
501- 550																																									
0- 500																																									
SUM	12	24	36	61	91	134	163	222	279	222	316	223	218	174	179	182	628	756	342	76	284	333	328	149	130	123	156	44	7	5884											
PER CENT			1	2	3	6	8	12	17	21	26	30	34	37	40	43	54	67	73	74	78	83	89	91	93	96		99	100												
MEAN	895	985	995	985	1056	1098	1144	1184	1288	1255	1299	1384	1378	1388	1385	1398	1452	1489	1550	1518	1626	1632	1659	1611	1585	1573	1618	1498	1475	1428											
0.90	1248	1188	1265	1893	1149	1228	1238	1385	1334	1428	1474	1498	1583	1588	1611	1688	1675	1762	1864	1824	1961	1965	2084	1972	1965	1976	2817	1888		1797											
0.75	1188	1158	1098	996	1048	1142	1181	1239	1275	1318	1365	1367	1407	1476	1462	1521	1588	1684	1677	1637	1888	1843	1983	1898	1753	1748	1792	1698	1712	1581											
0.50	783	859	959	975	1065	1186	1125	1167	1286	1256	1292	1385	1336	1364	1378	1371	1419	1448	1527	1483	1688	1611	1626	1575	1555	1537	1579	1498	1475	1381											
0.25	758	887	829	954	983	1058	1082	1113	1121	1178	1213	1208	1256	1298	1273	1275	1347	1364	1378	1357	1425	1456	1452	1483	1398	1385	1388	1325	1268	1234											
0.10	630	748	886	834	956	962	1029	1065	1074	1114	1138	1136	1178	1197	1178	1178	1224	1257	1273	1226	1284	1317	1329	1319	1263	1223	1277	1235		1113											

	0	1	2	3	4	5	6	7	8	9	10	11	12	13	14	15	16	18	20	22	24	26	28	30	32	34	36	41	46
																	17	19	21	23	25	27	29	31	33	35	40	45	99

YEARS SINCE BACHELORS DEGREE

ENGINEERING AND COMBINED PHYSICAL SCIENCE DEGREES

ALL SERVICES - 1735 ARMY - 708 NAVY - 696 AIR FORCE - 331

SUPERVISORY

MASTERS - 1735

SALARY	0	1	2	3	4	5	6	7	8	9	10	11	12	13	14	15	16 17	18 19	20 21	22 23	24 25	26 27	28 29	30 31	32 33	34 35	36 40	41 45	46 99		
2501-																															
2501-2550																	1	2	3	1	1	2	4	1	6		1			22	1
2451-2500																															
2401-2450																															
2351-2400																															
2321-2350																								1		1				2	1
2251-2300																				1	1	4		1		2				9	1
2201-2250																	1					3	2	2			3	1		12	2
2151-2200															1		2	2			1			1	3				1	11	3
2101-2150																						1								1	1
2051-2100																1	1					2		1		3	2			12	3
2001-2050																	2			1	2	3	3	9	4	4	7	1		36	6
1951-2000																	9	2		1	4	4	5	5	3	1	3			33	8
1901-1950																2	9	9		5	5	5	7	5	4	5	2			57	11
1851-1900															1	2	14	11		3	5	4	9	2	3		1			55	14
1801-1850								1						2	2	2	6	17	10	3	5	4	3	3	1	3	1			67	18
1751-1800														1	1		2	8	4	1	1	5	2	4	5	4	1			39	20
1701-1750						1					1	1		1			3	4	3	1	2	3	4	5	1		1	1		32	22
1651-1700															1	1	5	16	11	1	5	4	3	6	2	6	4	1		66	26
1601-1650										1		2	1	1	2	1	13	32	24	6	10	4	7	6	3	4	4			129	33
1551-1600		1								1	5	1	8	6	12	10	24	44	13	3	10	5	7	7	5	4	5	1		172	43
1501-1550										1	2	3	7	4	4	1	8	10	6	1	4	7	2	4	6	1				71	47
1451-1500								1	1	4	3	5	5	6	11	2	9	16	8	4	1	4	7	5		2	2			96	53
1401-1450							1	1	5	11	4	5	3	5	3	2	22	15	13	7	4	4	6	7		4	4	3		129	60
1351-1400			1							2	6	5	10	8	10	12	15	36	13	2	4	6	12		4	7	5	3		161	70
1301-1350							1	1	4	11	16	8	6	7	5	7	14	10	3	1	2	2	1		2		2			103	76
1251-1300				1			2		13	13	12	6	9		2	1	9	7	3	3	3	4	2	1	2	1	2			96	81
1201-1250					2	3	7	20	12	10	5	7	5	2			4	5	1		2	2			1	2	1			91	86
1151-1200						2	7	3	6	8	6	4		1		2	5	3	4	2	2	1	1	1		2	1	2		63	90
1101-1150					2	7	8	10	5	1	3	4	3		2	1	4	4	1			1					1			57	93
1051-1100	1				5	6	6	7	4	4							2		1			1	1	1						33	95
1001-1050						2	4	2	2	3	1	1		2	1	1	1	1	1		1	2				1	1			27	97
951-1000	1		1	7	7	2	2	1	3	1	1		1	1					1			1	1							31	99
901- 950																															
851- 900				2	1																									3	99
801- 850		1	2		1			1																						5	99
751- 800				1	1		1					1																		4	100
701- 750																															
651- 700																															
601- 650																															
551- 600																															
501- 550																															
0- 500																															
SUM	2	2	4	11	19	23	39	48	55	71	65	53	58	47	58	43	152	268	147	47	83	88	98	77	56	57	55	17		1735	
PER CENT				1	2	3	5	8	11	15	19	22	25	28	31	34	43	58	67	69	74	79	84	89	92	95	99	100			
MEAN	1025	1200	1000	965	1019	1133	1137	1181	1228	1286	1324	1328	1382	1430	1484	1431	1488	1598	1614	1633	1646	1677	1686	1739	1797	1665	1695	1681		1514	
0.90				999	1284	1228	1252	1248	1485	1449	1537	1528	1576	1615	1668	1598	1738	1897	1987	1943	1958	2283	2033	2048	2453	2055	2087	2015		1922	
0.75			1000	987	1092	1156	1298	1238	1285	1401	1389	1437	1519	1548	1572	1566	1593	1725	1881	1854	1832	1928	1897	1957	2088	1917	2001	1821		1666	
0.50	1025	1200	850	967	996	1118	1148	1208	1231	1282	1314	1321	1375	1425	1477	1389	1458	1588	1611	1684	1623	1658	1635	1785	1778	1654	1643	1575		1483	
0.25			825	893	962	1064	1072	1105	1147	1203	1251	1223	1288	1341	1372	1341	1346	1487	1437	1426	1521	1425	1437	1551	1541	1415	1489	1387		1388	
0.10				852	845	1007	1011	1055	1056	1088	1162	1141	1216	1217	1308	1269	1248	1334	1345	1295	1307	1260	1362	1433	1357	1289	1287	1192		1155	

YEARS SINCE BACHELORS DEGREE

ENGINEERING AND COMBINED PHYSICAL SCIENCE DEGREES

ALL SERVICES - 756 ARMY - 268 NAVY - 317 AIR FORCE - 171

SUPERVISORY

SALARY DOCTORATE - 756

SALARY	0	1	2	3	4	5	6	7	8	9	10	11	12	13	14	15	16	17	18	19	20	21	22	23	24	25	26	27	28	29	30	31	32	33	34	35	36	40	41	45	46	99		
2551-																																											
2501-2550																																											
2451-2500																1		5	3	4	5	7	6	8	8	5	11	4		67	8
2401-2450																																											
2351-2400																																											
2301-2350																									1		1				1		1		1						3	9
2251-2300																			1		1	1	1	2		1	1	2													10	18
2201-2250																						1	3	5	1		1															12	12
2151-2200																			2	2	3	1			1	1	1	2	1													14	14
2101-2150																		1				2					1															4	14
2051-2100																	1	3	1	2	3			4		3	4	1														22	17
2001-2050																	2			1	1	1	1	2		4	1	3														16	19
1951-2000																			2		4	1	4	1	2	3	4	2	1													24	22
1901-1950																		2	7	2	3	4	4	2	5	3	7	3	1													43	28
1851-1900															1		2	7	3	4	6	2	3	3	1	2	3	1	1													39	33
1801-1850							1							3	2	2	5	8	6	2	5	2		2	1		1	1	1													42	39
1751-1800											1		4			4	6	8			1	2		1	2	2	3	2														36	43
1701-1750												1		1			3	4			2		2		1	2	2	5														23	46
1651-1700												1			1	1	1	2	1	2	2	1	1		2	2	1	2														20	49
1601-1650									1	2						3	5	7	18	4	3	2	3		2	1																45	55
1551-1600								2		2		1	3	6	6	17	6	4	9	6	1	3	1	2		2	1	2														74	65
1501-1550										4		1	2	2	2	2	5	2	1				2			3		1														27	68
1451-1500								3	2	3	2	7	5	10	5	8	5	5	2	1	2	1		1	1			1														62	77
1401-1450							1	2	1	4	2	3	7	1	4	1	4	4	1	1	1		1	1				2														41	82
1351-1400								1					1	3	3		3	4	6	2	1	1	1						1													27	86
1301-1350										1	2	3	2	2	2	1	2	9			1	1					2															24	89
1251-1300								2		4	4		5		2	1	1	2	1																							22	92
1201-1250							1	2	3	5	7	2		1	1		1	1	2		1		1	1																		38	96
1151-1200									3	1	2	2	1		1				1																							11	97
1101-1150						1			1	1		1					1																										5	98
1051-1100									2	1			1				1							1																			7	99
1001-1050					1		1				1					1								1																			5	99
951-1000			1																																							1	100
901- 950																																												
851- 900																																												
801- 850																																												
751- 800																																												
701- 750																																												
651- 700																																												
601- 650																																												
551- 600																																												
501- 550																																												
0- 500																																												
SUM				1	1	1	4	7	15	28	36	15	38	21	35	28	65	79	58	48	58	33	34	35	38	28	53	34	9	756														
PER CENT							1	1	3	6	10	12	15	19	23	27	36	46	54	59	66	78	75	79	83	87	94	98	100																
MEAN				975	1025	1125	1375	1317	1298	1318	1375	1368	1438	1513	1482	1596	1591	1698	1712	1755	1864	1981	1936	2056	2088	2033	1959	1938	1756	1723														
0.90									1562	1475	1688	1675	1762	1815	1675	1885	1835	2068	2155	2288	2388	2476	2471	2478	2481	2472	2475	2457	2155	2272														
0.75							1458	1406	1478	1425	1518	1456	1489	1579	1568	1708	1745	1839	1918	1925	2025	2287	2225	2281	2453	2188	2237	2162	1937	1933														
0.50				975	1025	1125	1258	1247	1225	1275	1325	1341	1435	1485	1472	1575	1577	1662	1635	1637	1858	1931	1925	2068	1938	2088	1939	1916	1821	1646														
0.25							1058	1243	1162	1228	1232	1218	1312	1387	1395	1488	1478	1487	1485	1561	1625	1756	1641	1862	1725	1875	1731	1715	1556	1462														
0.10									1087	1158	1208	1162	1268	1327	1287	1348	1358	1349	1365	1488	1508	1482	1556	1537	1668	1728	1521	1576	1395	1287														

YEARS SINCE BACHELORS DEGREE

DEGREED SCIENTISTS AND ENGINEERS

Field of Highest Degree: Nonsupervisory, Combined Supervisory, Level of Degree

	Page
Engineering	38
Chemistry	44
Physics	50
Other Physical Sciences	56
Life Sciences—Health	62
Life Sciences—Other	68
Social Science /Psychology	74
Mathematics and Statistics	80
M.D.,D.D.S,D.V.M.	86
All Other Fields	88

FIELD OF DEGREE - ENGINEERING

NON-SUPERVISORY

ALL SERVICES - 6768 ARMY - 2513 NAVY - 2872 AIR FORCE - 1383

BACHELORS - 6768

SALARY	0	1	2	3	4	5	6	7	8	9	10	11	12	13	14	15	16 17	18 19	20 21	22 23	24 25	26 27	28 29	30 31	32 33	34 35	36 40	41 45	46 99		
2551-																															
2501-2550																															
2451-2500									1																				1		
2401-2450																															
2351-2400																															
2301-2350																															
2251-2300																															
2201-2250																							1						1		
2151-2200																	1												1		
2101-2150																															
2051-2100																															
2001-2050																		1				2	3	1		1			8		
1951-2000																					1	3		2		1			7		
1901-1950																	2				1			1	1				5		
1851-1900																	1		1			3	1			1	1		8		
1801-1850																1	1							1					3		
1751-1800																	1					2	3	1		2	2		11		
1701-1750														1	1	3	1	1				4	3		1		1		16		
1651-1700													1	1	2	7	1			2	2	2	2		2	1			23	1	
1601-1650										1		1	1	1	5	13	7	1	3	6	5	4	2	3	4	1			58	2	
1551-1600	1							1			2	1	4	1	4	3	14	8	3	1	5	8	4	3	4	2	5		76	3	
1501-1550											1		2	1		3	2	13	2	1		3	7	4	1	4	4	1		49	3	
1451-1500								1		2		3	2	2	3	3	5	10	6	4	1	6	8	4	8	4	9	2		83	5	
1401-1450	1				1			3	2	3		2	6	2	5	7	30	42	12	3	14	9	9	8	5	4	11			179	7	
1351-1400			1				1	1	3	4	16	12	22	24	23	24	86	109	38	6	15	15	14	9	7	7	21	3		461	14	
1301-1350			1	1	1	2	1	2	13	28	60	23	19	12	9	10	44	44	10	5	4	12	7	7	8	9	11	5		344	19	
1251-1300			1	1	1	5	6	19	33	34	66	31	14	12	20	11	48	53	21	2	11	11	16	10	9	9	16	4	4	460	26	
1201-1250		1				9	16	49	66	37	31	22	19	11	14	19	38	50	17	3	13	14	9	5	7	6	11	5	2	474	33	
1151-1200	2	1	1	3	2	11	25	37	32	36	64	30	24	21	20	13	37	40	16	5	8	5	10	6	8	7	14	5	2	484	40	
1101-1150	3	6	2	9	20	103	113	186	150	78	60	24	14	22	18	13	31	45	13	4	5	5	8	9	2	6	7	1	3	968	54	
1051-1100	3		6	30	86	90	59	52	45	24	19	11	16	6	6	7	15	18	7	4	3	6	3	3	1	3	7	1	2	532	62	
1001-1050	2		1	10	29	69	54	41	24	14	5	14	8	7	7	1	8	12	13	2	4	3	5	5	3	2	3	3	1	358	67	
951-1000	1	7	144	234	177	94	45	36	14	14	7	5	6	7	4	5	16	7	2			1	5	4	7	3	4	5	1	1	868	88	
901- 950	1		4	6	4	4	4	5	1		1				1			1			1			1						34	81	
851- 900		7	62	42	23	12	6	2	3	1	1		3	1	2	1	3		1			2					1		1	174	83	
801- 850	9	166	120	45	14	10	5	5	2		2	5				1				1	1		1					1		386	89	
751- 800	278	164	23	9	5	3	1	1	2		2		1					1												492	96	
701- 750	26	14	2	1	1	1						1																		45	97	
651- 700	9	5	1																											15	97	
601- 650	133	11	1															1						1						147	99	
551- 600	8	2																												18	99	
501- 550																															
0- 500	1		1																											2	100
SUM	478	384	381	391	372	413	340	441	391	275	337	183	156	131	139	124	388	491	171	42	92	122	125	93	75	76	136	32	16	6768	
PER CENT	6	12	18	24	29	35	41	47	52	57	61	64	66	68	70	72	78	85		88	90	91	93	95	96	97		99	100		
MEAN	735	801	855	956	1001	1049	1078	1117	1149	1175	1211	1204	1222	1226	1241	1268	1286	1396	1298	1294	1308	1355	1371	1312	1357	1328	1325	1245	1143	1112	
0.90	795	845	991	1058	1097	1143	1128	1232	1269	1316	1337	1352	1396	1389	1402	1447	1448	1499	1482	1497	1568	1648	1788	1621	1595	1623	1574	1478	1280	1363	
0.75	782	827	911	998	1065	1112	1134	1153	1215	1253	1296	1293	1348	1346	1355	1375	1388	1398	1387	1408	1418	1487	1498	1442	1470	1458	1427	1364	1253	1261	
0.50	768	798	876	969	989	1057	1093	1121	1134	1159	1212	1207	1215	1206	1239	1259	1302	1314	1289	1310	1295	1341	1346	1297	1328	1305	1318	1259	1156	1117	
0.25	648	769	823	986	962	988	1018	1069	1102	1110	1139	1124	1117	1126	1140	1161	1179	1194	1171	1155	1288	1216	1201	1134	1212	1178	1189	1162	1075	972	
0.10	614	751	808	832	897	956	966	993	1035	1044	1091	1033	1035	1036	1048	1061	1086	1109	1057	1078	1086	1068	1051	1083	1112	1076	1082	1028	980	796	

YEARS SINCE BACHELORS DEGREE

FIELD OF DEGREE - ENGINEERING

ALL SERVICES - 1347 ARMY - 398 NAVY - 728 AIR FORCE - 229

NON-SUPERVISORY

MASTERS - 1347

SALARY	0	1	2	3	4	5	6	7	8	9	10	11	12	13	14	15	16-17	18-19	20-21	22-23	24-25	26-27	28-29	30-31	32-33	34-35	36-40	41-45	46-99	
25501-																			1											1
24501-25000																														
23501-24000																														
22501-23000																														
21501-22000																														
20501-21000																														
19501-20000																							1		1				2	
18501-19000																			2		1				1		1	1	5	
17501-18000														1					2	1	1	1	1		2			1	4	1
16501-17000																			2									1	2	1
15501-16000																	2		1	1		1			1			1	9	1
14501-15000																	1		2	1			1		1		1	1	7	2
13501-14000																1	1		2	1					1		1	2	8	3
12501-13000											2	2				1	1		1		2	1	2	1	2		1	2	14	4
11501-12000										1	1		1			2	2		3	6		1	2		2	1	1	1	24	5
10501-11000									1		3	1					2		3	6	2	1		1	1	1		1	2	18	7
9501-10000									1	1	3		1	1	2	1	9		7	3	1	3	1	2	1		1	2	1	41	11
8501-9000							1		1	4	4	6	8	2	11	5	14		14	5	1	4	8	3	3		4	4	2	104	19
7501-8000						1	1	1	2	5	9	8	3	8	3	2	5		6	2	3	3	1	1	6	2	1	3	2	78	25
6501-7000						1	2	5	10	9	13	7	3	3	1	2	6		5	4	2	2	2	2	6	2		1	1	87	31
5501-6000	1				1	6	15	13	19	20	10	5	5	5	5	5	6		10	4	1	2	1	4	1	1	1		2	143	42
4501-5000						4	11	4	8	6	7	5	4	2	3	3	3		2	3		1	2	2				1		71	47
3501-4000					17	28	34	44	31	16	9	6	6		3	1	6		5	4			2			1	1	2		208	63
2501-3000				3	10	10	10	12	7	7	3	5	5	2	1	2	2			3		1	1	3	2	1	1	1	2	118	71
1501-2000					12	9	10	13	6	2	3		1			3			1	2		2	1	1				1	2	69	76
751- 950			16	44	42	23	14	6	3	5	1	1	1	2	1	2	4		1	2	1	2	1	1	1			1		178	89
951- 950				4	2														2		1								10	98
851- 900		1	4	9	7	1	3		1																			1	25	92
801- 850	2	32	26	14	3		2		2																				81	98
751- 800		8	3	1																									15	99
701- 750		1	1		1	1																						3	4	99
651- 700		1						1																					2	99
601- 650																														
551- 600				1																									1	99
501- 550		1																												
0- 500																													1	100
SUM	3	44	58	76	183	76	111	99	92	76	66	44	48	28	38	29	67	75	44	14	28	25	28	24	12	14	28	18	3	1347
PER CENT		3	7	12	28	26	34	41	48	54	59	62	65	67	69	71	76	82	85	86	88	90	92	94	95	96	98	99	100	
MEAN	950	883	872	928	918	867	1182	1161	1155	1191	1243	1235	1248	1291	1276	1245	1327	1378	1312	1364	1357	1339	1314	1456	1429	1432	1442	1338	775	1173
P.90		844	984	994	1122	1283	1226	1235	1279	1334	1486	1371	1488	1555	1395	1582	1555	1595	1688	1738	1638	1625	1628	1798	1978	1688	1818	1718		1429
P.75	1212	834	968	981	1078	1132	1168	1148	1228	1255	1319	1325	1362	1343	1375	1367	1423	1477	1416	1562	1475	1398	1488	1658	1558	1575	1658	1512	787	1382
P.50	837	817	848	968	995	1078	1112	1119	1143	1205	1258	1258	1238	1308	1316	1235	1355	1369	1262	1333	1362	1359	1275	1383	1325	1387	1488	1325	775	1142
P.25	818	800	816	866	965	986	1043	1069	1106	1115	1193	1141	1125	1218	1191	1112	1214	1238	1112	1262	1225	1181	1288	1316	1258	1325	1388	1087	762	1013
P.10		758	881	828	895	962	971	1011	1026	1056	1093	1084	1070	1078	1116	1015	1185	1135	994	978	1028	1075	1063	1085	1110	1120	1098	1028		923

YEARS SINCE BACHELORS DEGREE

NON-SUPERVISORY

FIELD OF DEGREE - ENGINEERING

ALL SERVICES - 186 ARMY - 71 NAVY - 80 AIR FORCE - 35

DOCTORATE - 186

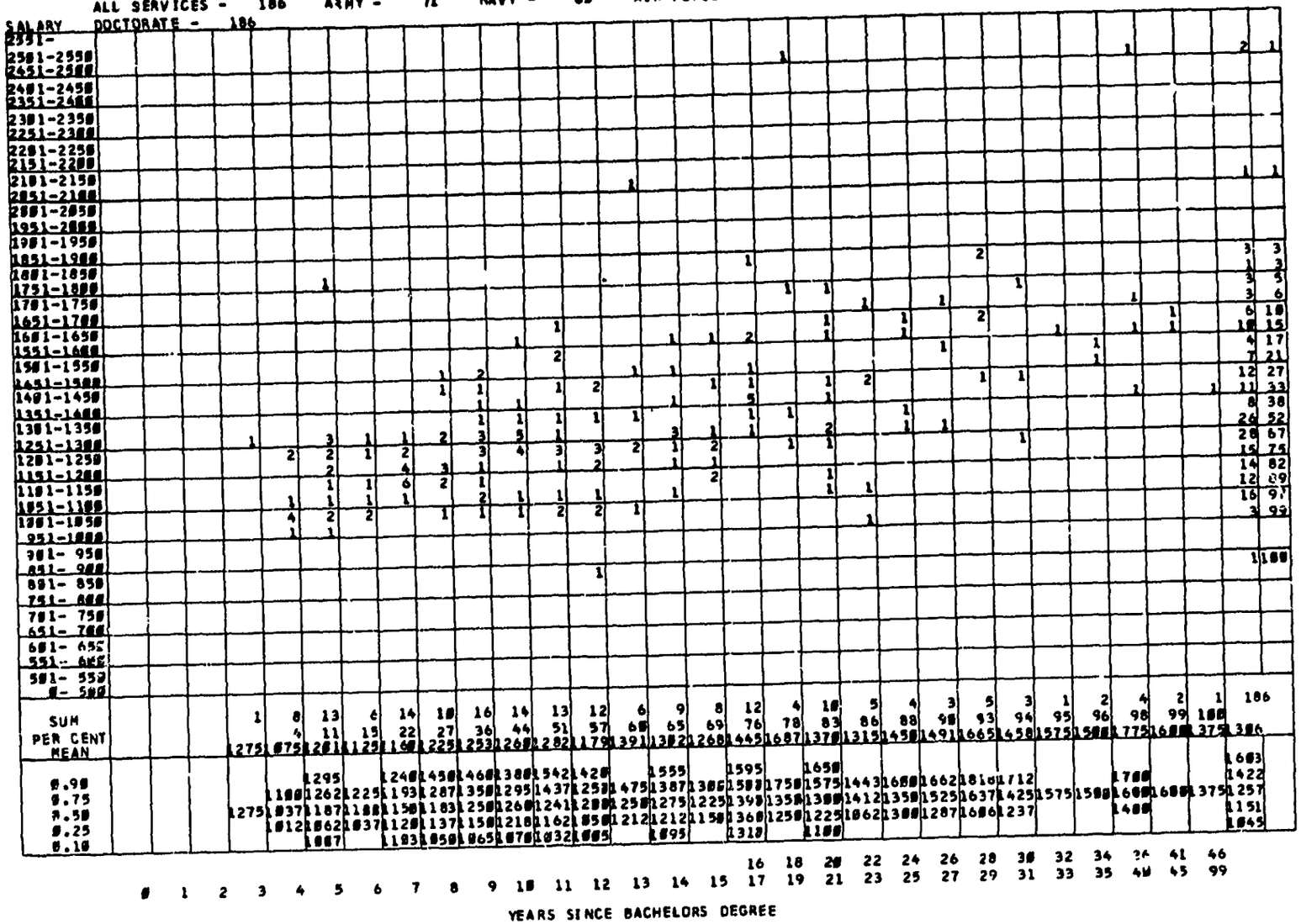

FIELD OF DEGREE - ENGINEERING — SUPERVISORY

ALL SERVICES - 4281 ARMY - 1981 NAVY - 1559 AIR FORCE - 741

BACHELORS - 4281

SALARY	0	1	2	3	4	5	6	7	8	9	10	11	12	13	14	15	16-17	18-19	20-21	22-23	24-25	26-27	28-29	30-31	32-33	34-35	36-40	41-45	46-99	
25501-																														
25001-25500																1			4		4	5	7	1	1	1	3			27	
24501-25000																														
24001-24500																														
23501-24000																					2	1				3			6	
23001-23500																				1	1	2	2			2	2			10	1
22501-23000																		2			1		3	2		2				10	1
22001-22500																							1	1						2	1
21501-22000																			1		1	6	5	1		2	2			28	2
21001-21500																		2	5		2	5	9	3	3	4	2	1		35	2
20501-21000														1				5	4		10	10	14	6	7	7	4	1		69	4
20001-20500																2	3	15	4	1	10	17	26	10	4	5	5			102	6
19501-20000													1		1	3	11	17	6	2	5	10	4	6	3	3	1	1		82	8
19001-19500													2		3	1	11	14	9	4	5	5	6	1	3	2	6			72	10
18501-19000											1	1	2		3	1	4	9	13	2	8	6	9	3	5	2	7	3	1	88	12
18001-18500									1			2	2		1	1	6	14	8	1	12	11	10	5	7	4	9	2	1	97	14
17501-18000														4	2	2	8	21	20	1	4	12	21	7	2	6	1			111	17
17001-17500						1			2		2		3	5	5	3	35	57	23	12	20	41	21	10	11	6	10			267	23
16501-17000		1	1		1			2		1	5	7	12	12	9	11	63	77	20	4	16	21	23	8	9	7	8	2	1	321	31
16001-16500							2	2		4	8	4	11	8	3	14	23	31	16	4	3	15	14	4	7	9	5	2		189	35
15501-16000		1					1		2	5	11	7	13	13	3	7	21	30	16	2	5	22	13	8	9	8	10	5	1	213	48
15001-15500			1				1	6	3	8	20	10	7	9	16	5	42	75	20	2	12	12	10	13	9	4	8			301	47
14501-15000					1			4	2	7	16	16	16	23	32	20	112	104	29	10	11	17	19	15	10	7	16	8		503	59
14001-14500						3	2	6	14	20	54	36	25	21	12	10	32	20	11	3	6	9	9	3	4	2	3	4		309	67
13501-14000		1	2		1	4	2	16	46	35	40	10	19	11	14	14	21	20	10	3	3	5	2	3	2	6	9	3	2	320	74
13001-13500		1	1	1	2	7	11	39	29	20	31	19	12	9	6	8	16	16	7	2	5	6	3	2	6	5	4	2		270	81
12501-13000			1		1	5	14	20	22	14	21	10	11	7	4	10	21	9	3	2	2	2	4	3		1	3	2		190	86
12001-12500		2		2	9	30	36	50	44	23	21	11	3	3	4	6	3	6	3		2	1	3		1	2				273	92
11501-12000	1			0	26	10	21	20	0	2	3	2	1		2	2	3		1	1		2	2	1	1	2	1	1		127	95
11001-11500		1			4	6	5	2	7	5	3		1	1		2	1	2	1							1				42	96
10501-11000			7	31	20	0	0	3	2	1		1			2	1	1		1			1			1	1	1			00	90
10001-10500			1	3	1	1		1	1																					0	99
9501- 10000			1		1	1												1												4	99
9001- 9500		7	0	3	2							1					1				1									23	99
8501- 9000	5	2	1	1																										9	99
8001- 8500		3			1																									41	100
7501- 8000																															
7001- 7500																															
6501- 7000																															
6001- 6500																															
5501- 6000																															
5001- 5500																															
Under 5000																															
SUM	6	19	24	47	78	92	101	171	103	153	236	151	141	127	122	132	448	555	243	57	151	253	240	115	105	99	123	39	6	4281	
PER CENT			1		3	6	8	12	16	20	26	29	33	36	39	42	52	65	71	73	76	82	88	91	93	96	98	99	100		
MEAN	825	964	957	982	852	1119	1135	1190	1211	1255	1388	1311	1388	1393	1395	1399	1455	1588	1556	1531	1650	1646	1688	1613	1585	1598	1685	1496	1516	1433	
0.90		1455	1250	1885	1144	1241	1240	1324	1320	1416	1455	1492	1502	1508	1628	1613	1656	1797	1848	1828	1979	1973	2016	1962	1953	1993	1996	1955		1811	
0.75	795	1131	1000	995	1095	1146	1177	1241	1276	1316	1362	1378	1491	1493	1440	1521	1576	1615	1683	1640	1832	1854	1913	1852	1740	1831	1780	1706	1725	1590	
0.50	700	832	957	976	861	1115	1125	1173	1212	1255	1290	1310	1347	1375	1376	1373	1410	1477	1535	1543	1623	1610	1642	1524	1503	1560	1559	1396	1500	1391	
0.25	765	793	831	937	901	1069	1003	1116	1131	1175	1217	1217	1269	1301	1294	1264	1354	1377	1390	1366	1432	1460	1400	1406	1406	1303	1300	1321	1207	1249	
0.10		731	000	911	955	995	1041	1077	1100	1115	1141	1150	1191	1209	1201	1161	1243	1200	1291	1261	1317	1346	1352	1341	1207	1229	1260	1222		1121	

YEARS SINCE BACHELORS DEGREE

FIELD OF DEGREE - ENGINEERING

SUPERVISORY

ALL SERVICES - 1845 ARMY - 425 NAVY - 489 AIR FORCE - 211

MASTERS - 1845

SALARY	0	1	2	3	4	5	6	7	8	9	10	11	12	13	14	15	16	17	18	19	20	21	22	23	24	25	26	27	28	29	30	31	32	33	34	35	40	45	46	99		
2501-																																									
2451-2500																			1	2						4	1	6													14	1
2401-2450																																										
2351-2400																												1				1									2	1
2301-2350																							1		3		1														5	2
2251-2300																			1						2	2	2		1	1											9	2
2201-2250															1				1					1			1	3			1										8	3
2151-2200																																									1	3
2101-2150																	1		1						2	2			1	1											8	4
2051-2100																																									26	6
2001-2050																			1			1	2	2	1	6	4	4	5												21	8
1951-2000																			6			1	2	3	2	4	2		1												38	12
1901-1950																	2		7	8		1	3	3	6	2		2	2	2											27	15
1851-1900															1		2		18	4		1	2	1	5			1													38	18
1801-1850														2	2		4		9	4		2	3	3	2	1	1	2			3										23	21
1751-1800														1	1		1		4	1		1	1	4	1	3	2	2	1												16	22
1701-1750						1					1		1				1		2	2			2	2	2	1	1														36	26
1651-1700															1		3		9	7	1	3	4	2	3	1	1	1	1												75	33
1601-1650									1		2	1		1			8		19	14	4	18	3	2	3	2	2	3													116	44
1551-1600		1							1	4		7	6	8	8	14	24	11	3	6	3	4	5	5	3	3														30	47
1501-1550										2	1	4	3	3	1	4	5	4		3	2	1	1	1	1															63	53
1451-1500									3	2	4	4	4	9	2	7	11	3	3		3	4	4			1														74	68
1401-1450								1	2	9	3	4	1	5	3	2	15	9	4	4	2		2	3		2	1													95	69
1351-1400			1							2	5	4	7	5	6	10	9	21	6	1	3	1	5		3	2	3	1													66	76
1301-1350								1	4	8	10	3	4	3	3	6	10	5	2		2	1	1		1		2														55	81
1251-1300				1			1		8	8	9	3	5		1	1	3	4		2	2	3	1		1		2														68	87
1201-1250					2	2	4	14	7	7	2	4	4	1			3	3	1		2	1				1	1														35	98
1151-1200						2	3	1	6	7	4	2				1			3	1	1	1					1		1													36	94
1101-1150					2	5	5	6	5		2	1	3		1	1	2	1	1							1	1	1														21	96
1051-1100					3	4	3	4	2	2																																15	97
1001-1050						2	4	2		1				1			1									2			1	1												10	99
951-1000			1	6	4	1	2		1				1													1	1															.
901- 950																																									2	99
851- 900				2																																					4	99
801- 850		1	2		1																																				2	100
751- 800					1		1																																			
701- 750																																										
651- 700																																										
601- 650																																										
551- 600																																										
501- 550																																										
0- 500																																										
SUM		2	4	9	13	17	23	29	35	49	43	29	41	32	48	32	98	154	79	27	59	52	51	42	38	27	31	6												1845	
PER CENT		1	2		1		1		2	3	2	2	2	2	3	2	5	8	4	1	3	3	3	2	2	1	2														
MEAN	1200	1000		986	1032	1145	1183	1178	1220	1385	1338	1371	1381	1478	1515	1412	1497	1689	1628	1615	1638	1692	1744	1778	1864	1668	1652	1788												1517	
.95				1255	1217	1232	1233	1246	1331	1451	1542	1602	1577	1748	1680	1586	1888	1918	1913	1965	1958	2148	2222	2198	2466	2041	2049														1936	
.75			1000	989	1118	1168	1187	1231	1282	1409	1484	1459	1521	1566	1581	1598	1778	1781	1731	1886	1888	1958	1935	2084	2156	1931	2082	1841													1664	
.50	1200		850	978	1058	1115	1115	1285	1225	1296	1322	1368	1375	1462	1487	1385	1464	1567	1688	1591	1628	1788	1737	1758	1858	1637	1688	1816													1481	
.25			825	952	965	1069	1034	1118	1154	1216	1269	1254	1272	1388	1391	1341	1369	1429	1462	1434	1588	1483	1471	1565	1575	1418	1362	1375													1318	
.10				872	815	1017	982	1061	1185	1163	1178	1197	1281	1328	1333	1381	1388	1359	1357	1292	1388	1218	1361	1452	1363	1192	1252														1153	

YEARS SINCE BACHELORS DEGREE

FIELD OF DEGREE - ENGINEERING

ALL SERVICES - 152 ARMY - 43 NAVY - 69 AIR FORCE - 40

SUPERVISORY

SALARY DOCTORATE - 152

SALARY	0	1	2	3	4	5	6	7	8	9	10	11	12	13	14	15	16 17	18 19	20 21	22 23	24 25	26 27	28 29	30 31	32 33	34 35	36 40	41 45	46 99	
2551-																														
2501-2550																		2		1	3	3		2		1	4		16	16
2451-2500																														
2401-2450																														
2351-2400																														
2301-2350																			1			1						1	3	12
2251-2300																						1	1						2	13
2201-2250																				1	1						1		3	15
2151-2200																						1							1	16
2101-2150																	1	2	1							1	2		7	21
2051-2100																														
2001-2050																			1		1		2				2		6	25
1951-2000																			2		1	1	1		1	1			7	29
1901-1950																		2			3					1			6	33
1851-1900															2	1	1	1	2	1	1	1							10	43
1801-1850													2			1	1	2			1						1	1	9	46
1751-1800																	1	1											2	47
1701-1750											1					1		1	1		2					1		1	8	52
1651-1700																		1	1				1						4	55
1601-1650									1		2		1		2	2	2			1	1	1		1				1	14	64
1551-1600																	1	1											2	65
1501-1550									2	1	1		1	3	2		2												12	73
1451-1500							1	1	1				2	1	1		1	1						1				1	11	84
1401-1450														1	2		1						1						5	84
1351-1400										1		1				1		1											4	86
1301-1350										4			1																5	90
1251-1300								1	1	1	3								1				1						8	95
1201-1250												1																	1	96
1151-1200						1				1																			2	97
1101-1150										1																			1	98
1051-1100					1															1									2	99
1001-1050				1																									1	100
951-1000																														
901- 950																														
851- 900																														
801- 850																														
751- 800																														
701- 750																														
651- 700																														
601- 650																														
551- 600																														
501- 550																														
0- 500																														
SUM				1	1	1	1	2	5	9	6	3	7	5	9	6	11	15	18	5	14	9	7	2	3	5	16	5		152
PER CENT				1	2	3	7	13	17	19	23	26	32	36	44	53	65	63	73	78	83	84	86	90	96	100				
MEAN				975	1025	1125	1425	1325	1435	1258	1383	1391	1532	1445	1547	1625	1628	1835	1835	1815	1975	2152	1760	2475	1658	2285	2195	1745	1727	
0.90										1455					1827		1845	2462	2188		2476	2485					2487		2452	
0.75									1493	1296	1562	1662	1756	1479	1593	1775	1762	2056	1975	2187	2175	2462	1981		1912	2087	2468	1787	1958	
0.50				975	1025	1125	1425	1325	1462	1268	1258	1325	1479	1458	1487	1602	1562	1787	1858	1825	1883	2225	1925	2475	1629	1925	2188	1675	1675	
0.25									1412	1212	1225	1187	1418	1412	1412	1562	1468	1637	1675	1562	1775	1914	1387		1437	1862	1987	1562	1440	
0.10										1095					1372		1485	1425	1258		1668	1595					1888		1252	

YEARS SINCE BACHELORS DEGREE

FIELD OF DEGREE - CHEMISTRY

ALL SERVICES - 724 ARMY - 431 NAVY - 198 AIR FORCE - 95

NON-SUPERVISORY

BACHELORS - 724

SALARY	0	1	2	3	4	5	6	7	8	9	10	11	12	13	14	15	16-17	18-19	20-21	22-23	24-25	26-27	28-29	30-31	32-33	34-35	36-40	41-45	46-99	
2551-																														
2501-2550																														
2451-2500																														
2401-2450																														
2351-2400																														
2301-2350																														
2251-2300																														
2201-2250																														
2151-2200																														
2101-2150																														
2051-2100																														
2001-2050																														
1951-2000																														
1901-1950																										1			1	
1851-1900																														
1801-1850																														
1751-1800																									2				2	
1701-1750																		1				1	1	1					4	
1651-1700																				1				1		1			5	1
1601-1650															1		1	2		1		1							6	2
1551-1600															1			2					1	1					5	3
1501-1550																1		2											6	4
1451-1500											1				1		1	2	1	1	2	1	1	2					13	5
1401-1450											1	1	1		3	1	5	5	2	3	2	2							39	11
1351-1400									1		1	1		2		1	3	8	3	2		3	2	1	2	2	3		35	16
1301-1350									1	2	2	1	2			1	6	15	7		2	5	4	4	2		5	1	68	24
1251-1300									2		1	2	3	2	2		18	13	7	4	4	3	4	4	5	2			59	33
1201-1250	1			1	1				1	1		3	7	6	1	3	9	16	5	2	2	3	4	4	3	1	1	1	75	44
1151-1200																														
1101-1150						1	1	2	5	5	6	3	4	3	5	3	11	13	4	5	2	6		2	5	2	2	1	91	56
1051-1100						1	4	1	3	4	1	3		2	3	2	9	3	3	2	2		2	4		2	3	1	55	64
1001-1050				1	1		1	1	4	1	2	1	1	3			7	5	2	1	3	2	2	3	2	1		2	45	78
951-1000				1	1	3	5	3	7	3	5	3	2	3	1		3	4		1		2		2		2		1	52	77
901- 950							3	1	1			2		1				1			1			1				21	79
851- 900		1		3	2	1	4	1	2	2	1	4	1	1	1				1	1				2	1	1			38	83
801- 850		7	10	5	13	5	5	1		1								1		1								49	98
751- 800	10	7	5	6	4	4	2	3	1	1	1						1	1										46	96
701- 750	4		1	1		2		1																				9	97
651- 700		2	1																									5	98
601- 650	3					1	1					1																8	99
551- 600	1			1																								2	99
501- 550																														
0- 500		2																											2	100
SUM	21	19	18	19	21	18	26	14	28	28	22	25	21	23	18	13	65	93	36	22	28	33	24	35	28	17	18	5	2	724
PER CENT	2	5	8	10	13	16	16	21	25	28	31	34	37	40	43	45	54	66	71	74	77	82	85	90	94	96		99	100	
MEAN	741	756	816	835	836	859	919	925	1051	1047	1104	1059	1151	1187	1197	1225	1166	1214	1211	1179	1208	1256	1258	1286	1264	1222	1255	1845	1225	1106
0.90	794	843	846	885	897	868	1088	1115	1238	1288	1340	1275	1272	1242	1518	1435	1341	1387	1368	1398	1488	1435	1415	1487	1510	1615	1485			1361
0.75	778	823	832	870	845	958	995	1025	1138	1138	1225	1179	1212	1185	1358	1337	1243	1292	1285	1243	1275	1357	1358	1312	1366	1343	1341	1887		1245
0.50	752	789	818	815	825	820	916	950	1037	1075	1108	1075	1167	1125	1148	1179	1156	1289	1221	1158	1208	1255	1258	1193	1238	1175	1288	1837	1225	1126
0.25	642	755	775	772	884	768	835	791	971	966	985	931	1115	1012	1091	1128	1079	1131	1137	1087	1075	1135	1175	1059	1148	1056	1137	1896		978
0.10	611	497	748	745	776	728	798	756	895	858	952	868	977	955	998	1882	1817	1823	1768	969	1816	1832	1468	962	1845	967	1888			882

YEARS SINCE BACHELORS DEGREE

NON-SUPERVISORY

FIELD OF DEGREE - CHEMISTRY

ALL SERVICES - 232 ARMY - 123 NAVY - 78 AIR FORCE - 31

MASTERS - 232

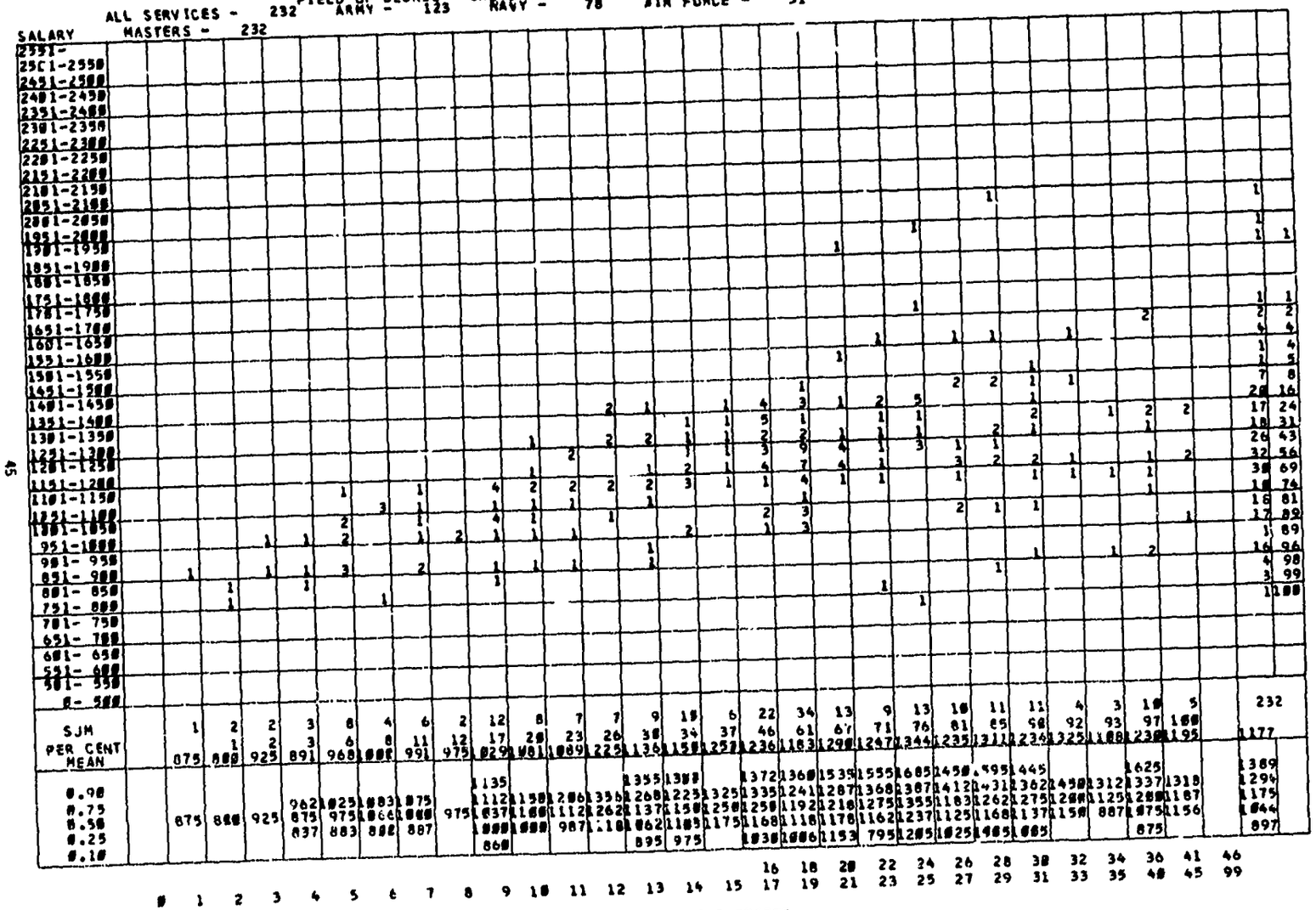

FIELD OF DEGREE - CHEMISTRY

ALL SERVICES - 228 ARMY - 89 NAVY - 98 AIR FORCE - 33

NON-SUPERVISORY

DOCTORATE - 228

SALARY	0	1	2	3	4	5	6	7	8	9	10	11	12	13	14	15	16	17	18	19	20	21	22	23	24	25	26	27	28	29	30	31	32	33	34	35	36	40	41	45	46	99	
2501-2550																																										1	
2451-2500																																											
2401-2450																																											
2351-2400																																											
2301-2350																																											
2251-2300																																											
2201-2250																																											
2151-2200																																											
2101-2150																																											
2051-2100																																											
2001-2050																																									1	1	2	1
1951-2000																									1																	1	2	2
1901-1950																																									1	1	2	2
1851-1900																							1			1															1	3	4
1801-1850																						1					1															2	5
1751-1800																																									1	1	3	6
1701-1750																	1						1				1	1													1	4	8
1651-1700																			1							1															2	4	10
1601-1650															1			1	2	3						1					1										3	13	15
1551-1600															1																										1	1	4	17
1501-1550																																									1		8	21
1451-1500									1			1							3	2																					1	11	26
1401-1450									1			1	1	1		3	2	3	1	4	2	1		2	1		1		1												1	22	36
1351-1400												2		2																												26	48
1301-1350										2	1	4	1	3		6	3	1	1	1	1	1	1	1	1	1	1														3	22	58
1251-1300							2	2	2			2	2		1	1	1	1																								1	21	67
1201-1250							2	1	3	1	2	1	1				1	4	2			1				1	1														2	23	78
1151-1200					1		1	2	1	1	3		1			1	4	4				2			1	1																1	14	84
1101-1150					1		2	1	1	2			1		1	1	1			1																					1	13	98
1051-1100						3	3	2	1	1		1				1	1																								1	16	97
1001-1050					2	5	1	3	1			2								1																					1	4	99
951-1000							1								1				1																								
901- 950																																												
851- 900																																											1	188
801- 850				1																																						
751- 800																																											
701- 750																																											
651- 700																																											
601- 650																																											
551- 600																																											
501- 550																																											
0- 500																																											
SUM				1	4	8	8	12	9	9	8	5	13	8	6	8	28	28	17	5	9	5	5	7	3	1	16	8	5	228														
PER CENT					2	5	9	15	19	23	26	29	35	38	41	45	54	63	78	73	73	79	81	85		86	94	97	100														
MEAN				825	1887	1843	1881	1141	1225	1191	1181	1255	1389	1281	1369	1312	1235	1328	1386	1562	1341	1555	1525	1453	1441	1575	1462	1581	1462	1317														
0.90								1278	1455	1277			1439				1425	1575	1588		1655						1870			2688														
0.75					1158	1866	1125	1225	1293	1245	1258	1337	1368	1375	1529	1383	1366	1466	1493	1837	1418	1637	1387	1662	1662		1625	1788	1737	1413														
0.50				825	1958	1840	1883	1158	1225	1288	1183	1237	1318	1388	1333	1382	1316	1388	1381	1387	1325	1575	1325	1425	1375	1575	1588	1558	1525	1298														
0.25					1825	1828	1858	1858	1112	1131	1858	1286	1256	1258	1388	1158	1187	1288	1262	1356	1212	1412	1262	1287	1287		1256	1498	1112	1165														
0.10								1828	1845	1895			1165				1158	1162	1135		1172						1138			1853														

0 1 2 3 4 5 6 7 8 9 10 11 12 13 14 15 16 17 18 19 20 21 22 23 24 25 26 27 28 29 30 31 32 33 34 35 36 40 41 45 46 99

YEARS SINCE BACHELORS DEGREE

FIELD OF DEGREE - CHEMISTRY

ALL SERVICES - 368 ARMY - 223 NAVY - 94 AIR FORCE - 43

SUPERVISORY

BACHELORS - 368

SALARY	0	1	2	3	4	5	6	7	8	9	10	11	12	13	14	15	16 17	18 19	20 21	22 23	24 25	26 27	28 29	30 31	32 33	34 35	36 40	41 45	46 99	
2551-																														
2501-2550																							1						1	
2451-2500																														
2401-2450																														
2351-2400																														
2301-2350																														
2251-2300																										1			1	
2201-2250																							2						2	1
2151-2200																														
2101-2150																														
2051-2100																														
2001-2050																		1						2					3	1
1951-2000																		1			1	1	1	1					5	3
1901-1950																		1			1	2	1						5	4
1851-1900																2		1			1	1	1			1			7	6
1801-1850																						2		1	1		1		5	8
1751-1800																		1					1		1	1			4	9
1701-1750																					1		5				1		7	11
1651-1700																		1			1	2	1	1	1	1			8	13
1601-1650																		1	2		3	1	3	1	1	2	4		18	18
1551-1600											1				1		3	4	3		3	4	2	1					22	24
1501-1550														1			3	2			2	2	4	1	1	4			20	30
1451-1500											1						3	2	1		1	2	4		1				15	34
1401-1450												1		1	1		6	3	1	1	1	2	1	2	3	2			25	41
1351-1400											1		1	1		3	7	5	7	1		1	4	1	1		1	1	35	58
1301-1350									1		1		2	2		1	4	12	1	1	2	2	2	1	1		1		34	68
1251-1300		1								1	1	1	1	1	1	2	4	4	1			2	1	1	1	1	2	1	27	67
1201-1250	1								2		1		2	1	2		7	5	1	1	1	2	1	1	1				25	75
1151-1200												3	1	2	3	2	1	4				2			2				21	81
1101-1150								2		1	3	4	1	2	1	1	3	3	4		2		3						30	89
1051-1100					1	1			3		1	1	1		1		1		1						1				12	93
1001-1050									2	1	1						2	2				1							9	95
951-1000						1		2		2	1		1		1			1			1								10	98
901- 950																	1												1	98
851- 900									1										1										2	99
801- 850						1		1																					2	99
751- 800						1																							1	100
701- 750																														
651- 700																														
601- 650																														
551- 600																														
501- 550																														
0- 500																														
SUM	1	1			1	4		5	9	5	12	10	10	11	11	9	47	51	26	4	21	29	38	14	16	11	12	2		368
PER CENT						1		3	5	7	10	13	16	19	22	24	37	51	59	60	66	74	84	88	93	96	99	100		
MEAN	1225	1275			1875	912		1082	1182	875	1225	1188	1218	1279	1228	1275	1345	1346	1489	1337	1515	1512	1585	1592	1425	1531	1625	1325		1386
0.90									1385		1498	1388	1358	1445	1445	1385	1555	1586	1878		1895	1982	1968	2315	1778	1695	1898			1728
0.75						1000		1118	1218	1137	1358	1191	1312	1362	1262	1362	1443	1437	1575	1400	1645	1668	1725	1825	1558	1631	1750			1543
0.50	1225	1275			1875	850		987	1075	1025	1150	1150	1225	1275	1191	1287	1353	1327	1378	1350	1558	1512	1537	1558	1416	1531	1625	1325		1354
0.25						800		956	1031	981	1100	1118	1125	1168	1137	1181	1224	1227	1225	1250	1331	1386	1381	1375	1250	1443	1350			1285
0.10									895		1018	1088	1088	1127	1055	1145	1111	1135	1187		1127	1197	1248	1278	1165	1402	1288			1095

YEARS SINCE BACHELORS DEGREE

FIELD OF DEGREE - CHEMISTRY

SUPERVISORY

ALL SERVICES - 148 ARMY - 86 NAVY - 35 AIR FORCE - 19

MASTERS - 148

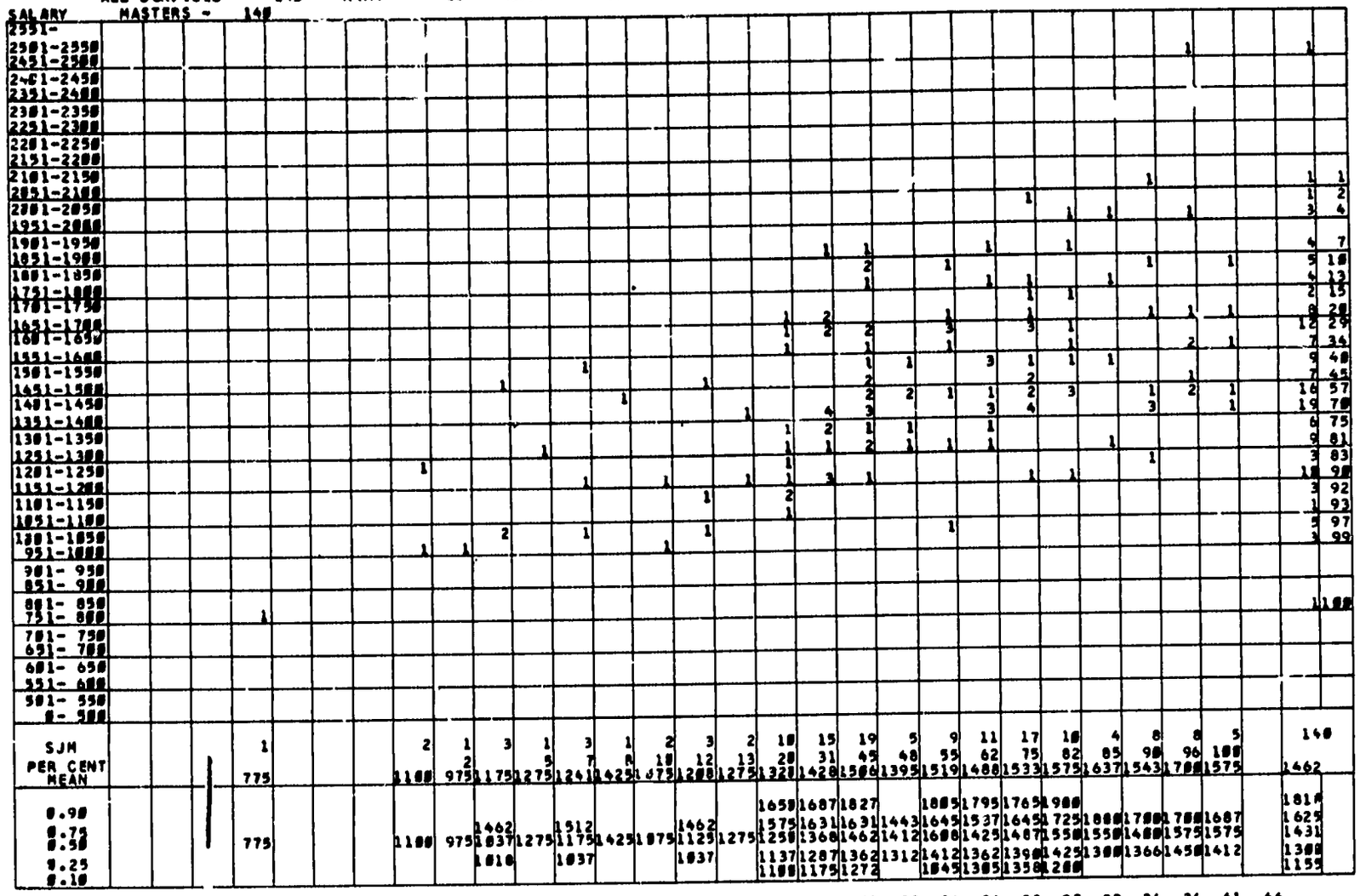

FIELD OF DEGREE - CHEMISTRY

ALL SERVICES - 238 ARMY - 111 NAVY - 84 AIR FORCE - 43

SUPERVISORY

DOCTORATE - 238

SALARY	0	1	2	3	4	5	6	7	8	9	10	11	12	13	14	15	16 17	18 19	20 21	22 23	24 25	26 27	28 29	30 31	32 33	34 35	36 40	41 45	46 99	
2551-																														
2501-2550																1				1			2	3	2		1	3		13	5
2451-2500																														
2401-2450																														
2351-2400																														
2301-2350																								1		1	1		3	6
2251-2300																														
2201-2250																								3	1		1		5	8
2151-2200																					1				1			1	3	10
2101-2150																		1			1			1		1	1	1	6	12
2051-2100																														
2001-2050																				1	1	1	1	1		3	1		9	16
1951-2000																					1	1	2	1	2	2	1		10	20
1901-1950																						1	2	1		1	2		7	23
1851-1900																2				3	1		1	1	1		2	1	12	28
1801-1850														2		1	1	4	1	1	3	1		1	1		1	1	18	36
1751-1800											1		1			1	2	1				1			1		2	1	11	48
1701-1750																	1				2		1			1		2	7	43
1651-1700																		1							2				3	44
1601-1650																2		3	3	2	2	1	1		1		1	1	17	52
1551-1600									1						1	1	3	2	1	5	5		2		1		1		24	62
1501-1550											1				1		1	2	1					1					8	65
1451-1500											1	1	5		7	3	3	3	3	2	1	1	1				1		32	78
1401-1450											1		1			1		2						1					6	81
1351-1400													1	1			1	3	4	2	1	1							14	87
1301-1350											1		1	1	2		2	3				1							11	92
1251-1300							2				1		2		1		1	1	1										9	95
1201-1250								1			1						1		1					1			1		6	98
1151-1200																														
1101-1150																	1												1	98
1051-1100									1								1			1									3	100
1001-1050																														
951-1000																														
901- 950																														
851- 900																														
801- 850																														
751- 800																														
701- 750																														
651- 700																														
601- 650																														
551- 600																														
501- 550																														
0- 500																														
SUM							2	3			7	1	11	4	12	18	18	28	15	18	19	9	13	16	13	9	17	18	3	238
PER CENT								2				1	5	2	5	8	8	12	6	8	8	4	5	7	5	4	7	8	1	
MEAN							1275	1291			1432	1475	1438	1587	1445	1675	1472	1582	1481	1656	1738	1782	1894	2015	1948	2002	1886	1965	1875	1692
0.90													1499		1540	1858	1788	1855	1641	2018	2055	2005	2467	2473	2467	2255	2265	2483		2153
0.75								1962			1512		1482	1825	1492	1775	1591	1888	1684	1858	1862	1937	1993	2258	2187	2045	2037	2456	2162	1885
0.50							1275	1225			1425	1475	1459	1488	1471	1608	1483	1558	1479	1598	1712	1775	1912	2058	1879	2000	1887	1888	1875	1614
0.25								1087			1287		1337	1358	1358	1475	1312	1488	1371	1487	1577	1462	1612	1858	1681	1956	1756	1712	1587	1464
0.10													1277		1385	1458	1148	1338	1275	1378	1495	1345	1557	1438	1615	1749	1535	1588		1321

YEARS SINCE BACHELORS DEGREE

FIELD OF DEGREE - PHYSICS

ALL SERVICES - 1968 ARMY - 683 NAVY - 984 AIR FORCE - 313

NON-SUPERVISORY

BACHELORS - 1988

SALARY	0	1	2	3	4	5	6	7	8	9	10	11	12	13	14	15	16-17	18-19	20-21	22-23	24-25	26-27	28-29	30-31	32-33	34-35	36-40	41-45	46-99		
2351-																															
2301-2350																															
2451-2500																															
2401-2450																															
2351-2400																															
2301-2350																															
2251-2300																															
2201-2250																							1	1					2		
2151-2200																															
2101-2150																															
2051-2100																															
2001-2050																															
1951-2000																															
1901-1950																				1									1		
1851-1900																		2			1					1			4		
1801-1850																							1	1					2		
1751-1800																															
1701-1750											1							1							1				3		
1651-1700																			1				1	1					3		
1601-1650																1	1	4	1	1	1			1		1			11	1	
1551-1600												1	1	2			1	3	2	1					3				14	2	
1501-1550									1					2			2	1	2			2	2				2			14	2	
1451-1500													1		1	1	3	2	1			1	1	1	2	3	1			15	3	
1401-1450			1				1							1	2	1	8	4				2	2	3	1	2	1			29	5	
1351-1400									1	1	1	6	7	9	5	7	17	23	8				7	3	1	3	2	1	2	104	18	
1301-1350		1						1	4	3	5	16	8	7	2	5	5	14	1			2	3		1		1		1	88	15	
1251-1300				1			2	4	6	10	13	5	9	6	4	8	17	10	5	1		2	1	1	1					102	20	
1201-1250							5	7	17	8	11	6	5	3	4	2	17	11	2	2			2		1		1		1	105	26	
1151-1200		1	1			3	7	9	7	20	11	8	11	9	7	2	9	6	5	1	2	2	1	1	1	1		1		128	32	
1101-1150	1		1	1	1	18	33	42	30	19	18	10	10	6	6	6	6	5	3		1	2	2	2	1				224	44	
1051-1100		1	1		17	20	17	12	12	9	7	2	3	3		1	6	1	1					1					114	58	
1001-1050	2	1	1	2	7	14	21	12	10	8	3	3	1	3	1	1	5	2							1	2				102	55	
951-1000				23	56	47	30	25	7	6	3	4	3	2		1	2	1												219	67	
901- 950			1	1	3	1	3	4	4	1		1						1												20	68	
851- 900			2	31	16	10	3	5	1	4	1	1							2											74	72	
801- 850			62	44	35	16	13	4	5	2			1						1							1				184	82	
751- 800	118		77	21	13	3	3	3	2	3	1						2													244	95	
701- 750	13		10	5	2	2	1																							33	96	
651- 700	4		1	1																										6	97	
601- 650	38		5	1		2																								46	99	
551- 600	6		3																											31	98	
501- 550																															
0- 500																															
SUM	182	165	132	129	186	118	127	186	184	83	75	61	58	48	37	35	181	91	35	7	14	22	17	15	15	8	4	6	1	1988	
PER CENT	9	18	25	32	37	43	50	56	61	65	69	73	76	78	80	82	87	92		94	95	96	97	98				99	100		
MEAN	735	793	862	900	946	999	1049	1085	1115	1147	1167	1221	1220	1241	1270	1275	1257	1324	1206	1432	1396	1397	1433	1361	1355	1356	1412	1312	1225	1091	
0.90	793	842	982	992	1071	1125	1166	1210	1263	1270	1294	1357	1372	1384	1507	1396	1438	1565	1562		1630	1545	1815	1591	1625					1357	
0.75	781	822	893	976	998	1078	1124	1143	1208	1207	1250	1324	1315	1342	1377	1358	1369	1387	1389	1612	1512	1437	1487	1554	1470	1458	1525	1375		1218	
0.50	702	791	843	895	970	997	1054	1111	1123	1151	1165	1229	1220	1250	1243	1284	1260	1330	1285	1275	1350	1371	1391	1375	1391	1375	1400	1350	1225	1054	
0.25	668	764	885	824	867	958	981	1031	1050	1093	1107	1131	1142	1150	1158	1168	1173	1230	1167	1218	1262	1308	1231	1143	1187	1200	1250	1200		836	
0.10	616	737	764	791	811	838	908	932	953	1020	1025	1035	1096	1088	1114	1112	1059	1141	1075		1160	1155	1142	1075	1037					769	

YEARS SINCE BACHELORS DEGREE

FIELD OF DEGREE - PHYSICS

ALL SERVICES - 629 ARMY - 185 NAVY - 338 AIR FORCE - 106

NON-SUPERVISORY

MASTERS - 629

SALARY	0	1	2	3	4	5	6	7	8	9	10	11	12	13	14	15	16 17	18 19	20 21	22 23	24 25	26 27	28 29	30 31	32 33	34 35	36 40	41 45	46 99	
2551-																														
2501-2550																														
2451-2500																														
2401-2450																														
2351-2400																														
2301-2350																														
2251-2300																														
2201-2250																														
2151-2200																											1		1	
2101-2150																														
2051-2100																														
2001-2050																														
1951-2000																														
1901-1950																						1				1			2	
1851-1900																							1		1				2	
1801-1850																						1							1	
1751-1800																										1			1	1
1701-1750																								1	1	1		1	4	1
1651-1700																			1			1	2		1				6	2
1601-1650																								1		1			2	3
1551-1600							1											2	1								1	1	5	3
1501-1550															1	2	2	4	3					1	1	2	3		28	6
1451-1500									1		1			1	1		1		1		2			4	1		1		11	8
1401-1450										3		1	1			1	2	2	2				1				2		11	18
1351-1400											1			3	6	4	18	9	6	2		3	1	2	2	3			27	14
1301-1350			1						2	2	4	3	1	2	3	1	2	3	1		1		1	1	1		1	1	47	22
1251-1300									2		3	1	4	1	2	4	6	3				2	2		1	1			38	27
1201-1250						1		2	5	9	5	5	1	2	3	1	2	4	1			1	2	1	1		1		35	32
1151-1200							1	1	2	3	5	4	4	1	3	2		1					1	3				2	2	48	48
1101-1150						3	11	9	15	15	12	4	4	3	1	1	2	2				1	2	2	1	1			1	35	45
1051-1100					3	3	5	3	2	5	1	1	1	1	1	2						2	1	1						86	59
1001-1050				2	2	4	9	6	4	4	1	4	2	1	1	1	2	2	1				1							28	63
951-1000				11	19	13	13	18	1	2	1		1	1	1					1										45	71
901- 950			1			1	1	3																1						75	83
851- 900				9	5	6	4	4		3			1					1				1								8	84
801- 850		5	7	7	11	5	3	3	1																					32	89
751- 800		4	6	2	1	1	2		1			1																		42	96
701- 750		1		2					1																				1	19	99
651- 700																														4	99
601- 650																															
551- 600			1																												
501- 550																														1	100
0- 500																															
SUM		10	16	31	41	35	45	44	39	46	37	21	22	17	24	17	28	44	21	4	7	13	17	11	11	7	13	6	2	629	
PER CENT		1	4	9	15	21	28	35	41	48	54	58	61	64	68	73	75	82	85	86	87	89	92	93	95	96	98	99	100		
MEAN		795	828	883	927	968	1016	1015	1110	1391	1179	1184	1158	1213	1279	1289	1316	1356	1410	1287	1246	1382	1357	1497	1586	1582	1551	1475	975	1163	
0.90		840	920	985	1022	1188	1138	1142	1277	1318	1323	1331	1297	1380	1438	1557	1462	1578	1598			1885	1732	1695	1795		1985			1464	
0.75		825	835	964	986	1066	1107	1185	1202	1213	1247	1247	1256	1343	1375	1384	1395	1433	1537	1488	1586	1395	1443	1562	1712	1762	1595	1725		1321	
0.50		800	807	875	959	967	998	1011	1125	1138	1155	1193	1158	1212	1308	1287	1368	1372	1387	1375	1175	1287	1287	1518	1441	1587	1525	1388	975	1134	
0.25		768	775	826	842	872	954	955	1047	1075	1113	1128	1043	1184	1183	1156	1262	1266	1312	1088	1118	1181	1284	1418	1337	1387	1362	1237		984	
0.10		750	755	777	814	825	841	867	995	998	1033	1055	1082	1117	1078	1067	1045	1178	1251			1115	1135	1385	1255		1232			845	

YEARS SINCE BACHELORS DEGREE

FIELD OF DEGREE - PHYSICS

ALL SERVICES - 282 ARMY - 98 NAVY - 137 AIR FORCE - 55

SUPERVISORY

DOCTORATE - 282

SALARY	0	1	2	3	4	5	6	7	8	9	10	11	12	13	14	15	16 17	18 19	20 21	22 23	24 25	26 27	28 29	30 31	32 33	34 35	36 40	41 45	46 99	
2991+																														
2501-2550																			3	2	2	2	3	3	2	5	4	4	1	31	10
2451-2500																														
2401-2450																														
2351-2400																														
2301-2350																							1		1				2	11
2251-2300																					1			1	1			1	4	13
2201-2250																								1	2			1	4	14
2151-2200																				1			1				1	1	4	15
2101-2150																		1					1				1		3	17
2051-2100																					2	2			1		1		6	19
2001-2050																	2								1			2	5	20
1951-2000																				1		1				1	1	2	1	7	23
1901-1950																		1	5	2	2	2	1	1	1	4	1	3	2	24	31
1851-1900														1			2	3	2			2		1				1	1	13	36
1801-1850							1										2	3	2			1			1				1	11	47
1751-1800											1				1		2	4					1		1	1	2			13	45
1701-1750												1					1	3										2	3	10	48
1651-1700																	1				2			1			1	1		6	50
1601-1650										1						1	4	3	2	2			1					1		15	56
1551-1600													3	3	3	9	4	2	3				1	1				1	10	66
1501-1550											2		1	1	2		2	1	1					1			2		1	15	71
1451-1500										1	1	1	1	2	2	2	1	2					1							13	76
1401-1450								1		3	1	3	3		3	2	1			1	1							1		12	83
1351-1400														1	1			2												4	85
1301-1350											1	1	1	1			1				1						2			8	87
1251-1300											2		2			1	1													6	90
1201-1250							1	1	1	3	3	2		1	1		1				1									15	95
1151-1200									2	1	2		1		1															4	97
1101-1150									1			1																		2	98
1051-1100													1														1			2	99
1001-1050							1				1																			2	100
951-1000																														
901- 950																														
851- 900																														
801- 850																														
751- 800																														
701- 750																														
651- 700																														
601- 650																														
551- 600																														
501- 550																														
0- 500																														
SUM							3	2	4	9	13	9	11	7	12	10	27	32	22	15	14	9	10	12	11	11	10	16	5	282
PER CENT							1	1	3	6	10	14	18	20	24	28	37	49	57	62	67	70	74	78	82	86	92	98	100	
MEAN							1358	1325	1175	1358	1298	1375	1379	1453	1478	1548	1662	1743	1886	1815	1910	2136	2060	2033	2197	2115	1861	1946	1765	1748	
0.90										1685	1517	1785	1545		1596	1658	1882	2148	2190	2462	2465	2485	2483	2478	2489	2486	2477	2270		2454	
0.75							1812		1288	1445	1437	1445	1462	1578	1566	1591	1781	1858	1935	2056	2087	2462	2458	2255	2472	2465	2125	2050	1937	1948	
0.50							1225	1325	1175	1408	1262	1408	1408	1525	1458	1550	1686	1733	1856	1662	1925	2175	1950	2075	2325	2075	1988	1950	1825	1666	
0.25							1037		1158	1228	1284	1231	1268	1337	1408	1487	1565	1562	1562	1579	1825	1912	1675		1921	1793	1537	1733	1562	1467	
0.10										1195	1157	1145	1155		1218	1388	1467	1418	1455	1525	1328	1495	1688	1500	1981	1752	1328	1688		1251	

YEARS SINCE BACHELORS DEGREE

FIELD OF DEGREE - PHYSICS

ALL SERVICES - 794 ARMY - 291 NAVY - 384 AIR FORCE - 119

SUPERVISORY

BACHELORS - 794

SALARY	0	1	2	3	4	5	6	7	8	9	10	11	12	13	14	15	16-17	18-19	20-21	22-23	24-25	26-27	28-29	30-31	32-33	34-35	36-40	41-45	46-99		
25501-																															
25001-25500													1						1						1					3	
24501-25000																															
24001-24500																															
23501-24000																	1				1									2	
23001-23500																															
22501-23000																									1					2	
22001-22500																			1												
21501-22000																									1					2	1
21001-21500																				1					1		2			5	1
20501-21000													1		1		1	1				4	2 3	1	1					12	3
20001-20500								1										1 1	1 1		2		3	2	1		1			12	4
19501-20000										1							2	1	1		1	2	2							9	5
19001-19500											1						7	4	4	1	3	2	1							22	8
18501-19000																				1	2	1				1				5	9
18001-18500									1			1		1	1		2	2				2		1	1		2			13	10
17501-18000													1			1	3	4	3		2	5	2							21	13
17001-17500										1		1				1	1	9	5		2	4	3	1	1	1	1			44	19
16501-17000			1	1			1		1		1	3	1	1	3	4	16	19	7		4	2			1		2	1		69	27
16001-16500										3	1	2			3	1	2	3	1		1	3	1			1	2	1		25	38
15501-16000								1		2	3			1	1		5	1	3	1		2		3		1				24	34
15001-15500	1					1			2	2	3	1	1	1	1	3	7	11	6	2	3	4	1		1	2	1			54	48
14501-15000									1		2	4	9	6	8	6	14	16	9		1	2	1	2	1					82	51
14001-14500									4	12	6	12	11	8	2	6	7	5	2			1	1							77	68
13501-14000					2			4	5	18	13	8	2		3	4	6	3	2								1			63	68
13001-13500						2	5	8	18	6	9	2	3	1	1		3	3	3			1							1	58	76
12501-13000					1	2	3		2	5	6	1	4	1	3	1	1	2	1	2	2	2	3							42	81
12001-12500	1				2	6	17	9	14	7	1	5	3	1	1	1	1	3								1				73	90
11501-12000					5	4	7	2	8			1					1													28	94
11001-11500							2	4	1	1		1					2			1										12	95
10501-11000			2	2	5	4		1			1		1																	16	97
9901- 9900						3	1																							4	98
9501- 9900									1																					1	98
8001- 8500		2	4	2		2																								10	99
7501- 8000	1	1	1																											3	99
7001- 7500																															
6501- 7000																															
6001- 6500	1																													1	100
5501- 6000																															
5001- 5500																															
SUM	4	3	8	5	15	24	36	38	49	46	58	48	48	21	28	28	94	89	58	9	24	37	22	18	18	7	12	2	1	794	
PER CENT			1	2	4	7	11	15	21	27	34	39	44	46	50	53	65	76	83	84	87	91	94	95	97	98		99	100		
MEAN	987	808	958	1035	1081	1066	1134	1188	1198	1265	1318	1386	1368	1368	1481	1392	1495	1581	1537	1486	1645	1686	1675	1635	1848	1482	1662	1558	1225	1389	
.90					1262	1215	1224	1287	1338	1418	1516	1558	1558	1495	1586	1598	1884	1727	1837	2055	1915	1953	1996	1956	2288		2828			1729	
.75	1158	831	975	993	1131	1141	1158	1248	1257	1322	1387	1358	1383	1389	1516	1458	1619	1684	1639	1787	1816	1743	1941	1912	2075	1612	1758			1569	
.50	888	812	837	962	1075	1087	1123	1144	1162	1278	1288	1388	1331	1346	1375	1366	1588	1588	1483	1437	1625	1618	1675	1586	1758	1475	1688	1558	1225	1355	
.25	658	787	812	831	987	962	1092	1102	1188	1185	1225	1258	1233	1314	1283	1388	1358	1369	1375	1181	1458	1448	1425	1458	1575	1418	1525			1287	
.10					965	986	1054	1025	1068	1125	1175	1128	1158	1285	1188	1268	1261	1265	1279	1045	1378	1335	1186	1375	1488		1418			1183	

YEARS SINCE BACHELORS DEGREE

FIELD OF DEGREE - PHYSICS

ALL SERVICES - 330 ARMY - 98 NAVY - 171 AIR FORCE - 61

SUPERVISORY

MASTERS - 330

SALARY	0	1	2	3	4	5	6	7	8	9	10	11	12	13	14	15	16	17	18	19	20	21	22	23	24	25	26	27	28	29	30	31	32	33	34	35	36	40	41	45	46	99		
2551-																																											
2501-2550																		1	1	1	1	1	1																			6	1
2451-2500																																												
2401-2450																																												
2351-2400																																												
2301-2350																																												
2251-2300																											1	1								2							4	3
2201-2250																												1						2							3	3
2151-2200																					1																				1	4
2101-2150																																												
2051-2100																										1										1							2	4
2001-2050																									1	1	3									2	1						8	7
1951-2000																		1	1			1	1	3												1						8	9
1901-1950																		1	1	4	1				2	1	2															12	13
1851-1900																		2	4	1	3	2	1	1	1	1		1															16	18
1801-1850								1								1		7	3			1					1															14	22
1751-1800																	1	2	1						1	2	2															9	25
1701-1750											1						1	2	1						2									1	1							9	27
1651-1700																	1		2						2	1	3	2														11	31
1601-1650															1	1	3	5	5		4	1	1	1		1	1															24	38
1551-1600											1		1	1	2	1	7	10	1		3		3	1																		38	47
1501-1550									1			1	3	1	1		1	3			1	2		2	3																	19	53
1451-1500							1	1				1		2				1	3	1	1	1	1																			13	57
1401-1450							1		1	1	1	1					3	4	5	1	1	1	1	1																	1	23	64
1351-1400											1		2	2	3		4	8	3	1	1					1															1	29	73
1301-1350							1			1	1	4		1	1	1	1	2								1																14	77
1251-1300							1		5	3	2	2	2		1		2	1	1						1			1														22	83
1201-1250						1	1	4	1	2	1	1		1				1								1																14	88
1151-1200							2				1	1					3				1																			1	1	18	91
1101-1150							2	3		1		3						3							1																	13	95
1051-1100					1	2	1	1	1	1							1		1																							5	97
1001-1050																		1																								1	98
951-1000					3				1	1	1																															2	100
901- 950																																												
851- 900																																												
801- 850																																												
751- 800																																												
701- 750																																												
651- 700																																												
601- 650																																												
551- 600																																												
501- 550																																												
0- 500																																												
SUM					4	3	9	10	10	11	10	14	8	7	9	4	29	55	34	9	19	15	12	17	10	12	14	5														330		
PER CENT					1	2	4	7	10	14	17	21	23	26	28	30	38	55	65	68	74	78	82	87	90	94	90	100																
MEAN					1888	1125	1213	1265	1255	1247	1335	1289	1431	1396	1447	1587	1493	1565	1658	1813	1789	1765	1695	1772	1638	1762	1828	1545														1549		
0.90							1485	1588	1458	1445	1688	1488			1685		1785	1846	1936	2455	2255	2275	1996	2038	1988	2228	2265																1945		
0.75					1888	1212	1287	1243	1295	1312	1425	1343	1533	1481	1568	1658	1598	1756	1841	1934	1887	2012	1966	1943	1787	1925	2037	1737														1752		
0.50					983	1087	1187	1212	1278	1258	1388	1380	1488	1387	1391	1688	1525	1567	1638	1986	1618	1825	1688	1737	1558	1788	1858	1425														1528		
0.25					966	1068	1131	1125	1225	1137	1225	1175	1388	1337	1354	1358	1353	1385	1435	1462	1537	1487	1588	1612	1586	1658	1662	1362														1326		
0.10							1095	1188	1088	1055	1088	1123			1295		1181	1275	1373	1395	1395	1225	1418	1517	1358	1368	1378														1178		

YEARS SINCE BACHELORS DEGREE

FIELD OF DEGREE - PHYSICS

NON-SUPERVISORY

ALL SERVICES - 337 ARMY - 86 NAVY - 191 AIR FORCE - 60

DOCTORATE - 337

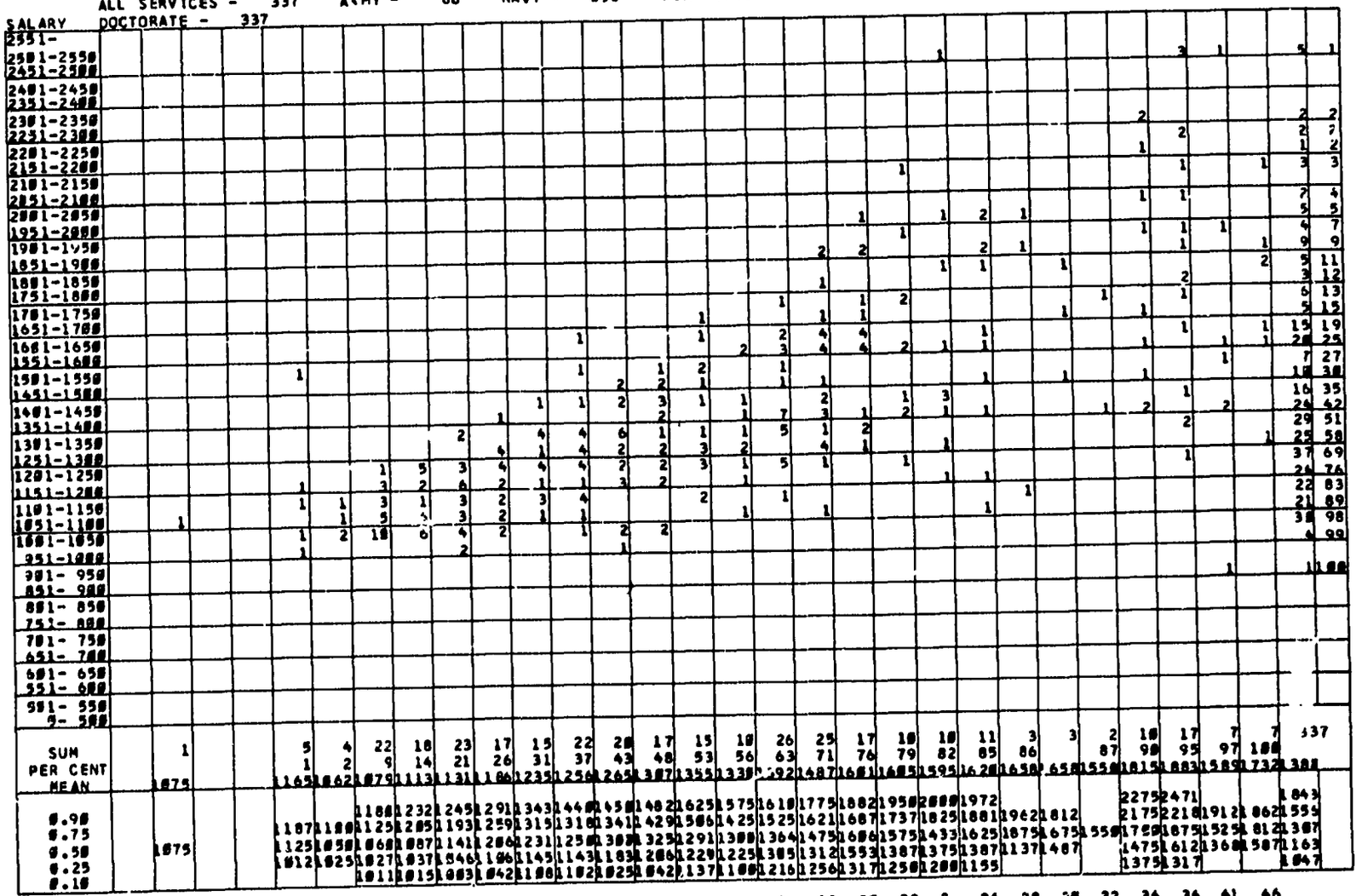

FIELD OF DEGREE - OTHER PHYSICAL SCIENCES

NON-SUPERVISORY

ALL SERVICES - 149 ARMY - 63 NAVY - 56 AIR FORCE - 30

BACHELORS - 149

SALARY	0	1	2	3	4	5	6	7	8	9	10	11	12	13	14	15	16 17	18 19	20 21	22 23	24 25	26 27	28 29	30 31	32 33	34 35	36 40	41 45	46 99		
2551-																															
2501-2550																															
2451-2500																															
2401-2450																															
2351-2400																															
2301-2350																															
2251-2300																															
2201-2250																															
2151-2200																															
2101-2150																															
2051-2100																															
2001-2050																															
1951-2000																															
1901-1950																															
1851-1900																															
1801-1850																															
1751-1800																															
1701-1750																	1								1				2	1	
1651-1700																															
1601-1650																						1							1	2	
1551-1600															1									1					2	3	
1501-1550											1																		1	4	
1451-1500																					1							1	2	5	
1401-1450											1		1				2	1			1			1		1			8	13	
1351-1400										1	2			2		1	1	1									1		9	16	
1301-1350										2	1				2			1	1		1	2		1				1	12	24	
1251-1300												1				1	2	1					2		1				9	33	
1201-1250								1		1		1				1	2	3	1	2			1					1	13	34	
1151-1200						1	1	3	2		1	2	1			1	3	2	1				1			1			20	53	
1101-1150						1	1		1		2			1		2	1	1					1						11	68	
1051-1100	1				2			1		1	1	1							1										9	66	
1001-1050	1		1	4	2	2	1	2	1	1								1	1					1					10	78	
951-1000	1							1																				1	3	88	
901- 950							1		1	1																			3	82	
851- 900																													12	94	
801- 850			4	2		1	3	1	1																				3	92	
751- 800	2	1																											3	94	
701- 750			2	1																									1	95	
651- 700		1																											3	97	
601- 650	3																												3	99	
551- 600		1	2																										1	100	
501- 550																															
0- 500		1																													
SUM	8	4	9	7	4	5	7	9	6	7	9	5	2	3	3	8	14	9	6		3	6	2	4	2	2	1	3	1	149	
PER CENT	5	8	14	18	21	24	29	35	39	44	50	53	55	57	59	64	73	79	83		85	89	91	93	95	96	97	99	100		
MEAN	793	625	763	896	1000	995	932	1030	1000	1132	1230	1135	1250	1241	1241	1218	1232	1186	1125		1358	1258	1225	1380	1175	1550	1325	1141	1425	1092	
0.90			955					1155			1455						1398	1355											1356		
0.75	958	788	834	978	1025	1087	862	1129	1121	1281	1343	1187		1331	1281	1250	1325	1287	1187		1412	1287		1488				1262		1248	
0.50	775	688	886	956	1000	987	875	1025	1000	1175	1275	1137	1250	1312	1262	1175	1183	1175	1150		1375	1200	1225	1380	1175	1550	1325	1225	1425	1111	
0.25	633	588	786	818	975	956	829	956	875	987	1081	1106		1987	1187	1100	1125	1186	1025		1287	1125		1000				937		964	
0.10			572					845			1045						1078	995												883	

YEARS SINCE BACHELORS DEGREE

FIELD OF DEGREE - OTHER PHYSICAL SCIENCES

ALL SERVICES - 116 ARMY - 44 NAVY - 40 AIR FORCE - 32

NON-SUPERVISORY

MASTERS - 116

SALARY	0	1	2	3	4	5	6	7	8	9	10	11	12	13	14	15	16-17	18-19	20-21	22-23	24-25	26-27	28-29	30-31	32-33	34-35	36-40	41-45	46-99	
2551-																														
2501-2550																														
2451-2500																														
2401-2450																														
2351-2400																														
2301-2350																														
2251-2300																														
2201-2250																														
2151-2200																														
2101-2150																														
2051-2100																														
2001-2050																														
1951-2000																														
1901-1950																														
1851-1900																														
1801-1850																														
1751-1800																									1				1	
1701-1750																														
1651-1700																						1	1						2	2
1601-1650																		2	2	1									5	6
1551-1600														2															2	8
1501-1550													1		1		1	1			1				1		1	1	6	15
1451-1500																	1												1	16
1401-1450														1		1	1	1	1	1		1			1				6	23
1351-1400															1			2											3	25
1301-1350															1							1	1		1		1		7	31
1251-1300											1	1	1	1	1		1	3	2		1			1					10	48
1201-1250												1						1	1					1					3	44
1151-1200								2	2	2				1	1		1	1			1				2			1	14	56
1101-1150							1					1			1								2						5	61
1051-1100						1	3	1		1				1											1				8	68
1001-1050			1		4	3	2	1	1	2	1																1		13	81
951-1000						3					1															1			5	85
901- 950				1			1																1						3	87
851- 900																													10	96
801- 850		1	1	4			2			1			1																4	100
751- 800			2	1	1																									
701- 750																														
651- 700																														
601- 650																														
551- 600																														
501- 550																														
0- 500																														
SUM		1	4	6	5	7	9	4	3	5	3	3	3	6	6	1	5	11	6	2	3	3	6	2	6	1	3	2		116
PER CENT			4	9	13	19	27	31	33	37	40	43	45	50		56	61	70	75	77	80	82	87	89	94	95	98	100		
MEAN		825	837	825	935	968	958	1062	1075	1005	1058	1175	1179	1308	1258	1375	1325	1329	1358	1475	1275	1425	1183	1125	1341	925	1241	1388		1152
0.90							1055											1572												1498
0.75			858	843	984	987	1029	1125	1131	1181	1212	1262	1462	1512	1325		1437	1462	1562		1462	1612	1275		1475		1462			1316
0.50	825	800	825	960	958	981	1058	1112	987	1025	1175	1225	1308	1258	1375	1375	1312	1250	1475	1225	1375	1180	1125	1308	925	1275	1388		1128
0.25			775	806	953	929	862	1088	987	956	937	1087	837	1125	1125		1212	1212	1212		1137	1287	1062		1175		987			973
0.10							822											1155												838

YEARS SINCE BACHELORS DEGREE

FIELD OF DEGREE - OTHER PHYSICAL SCIENCES

ALL SERVICES - 61 ARMY - 27 NAVY - 14 AIR FORCE - 20

NON-SUPERVISORY

DOCTORATE - 61

SALARY	0	1	2	3	4	5	6	7	8	9	10	11	12	13	14	15	16-17	18-19	20-21	22-23	24-25	26-27	28-29	30-31	32-33	34-35	36-40	41-45	46-99	
2991-																														
2581-2550																														
2451-2500																														
2401-2450																														
2351-2400																														
2301-2350																														
2251-2300																														
2201-2250																														
2151-2200																														
2101-2150																														
2051-2100																														
2001-2050																														
1951-2000																														
1901-1950																														
1851-1900																											1		1	1
1801-1850																		1											1	3
1751-1800																	1												1	4
1701-1750																						1					1		2	8
1651-1700																						1							1	9
1601-1650																					1							1	2	13
1551-1600														1		1	1	1	1										5	21
1501-1550														1			1		1						1				4	27
1451-1500											1			1				1									1		6	34
1401-1450																1	2	1			1								5	42
1351-1400															1	1	1	1	1										5	58
1301-1350													1					1		1			1						4	57
1251-1300																		1	1				2						4	63
1201-1250							1				1						1			1									4	70
1151-1200							2	1							1														4	77
1101-1150													1			1													2	80
1051-1100							2					2					1												5	88
1001-1050					2		2			1	1																		6	98
951-1000																														
901- 950																														
851- 900										1																			1	100
751- 800																														
701- 750																														
651- 700																														
601- 650																														
551- 600																														
501- 550																														
0- 500																														
SUM					2		7	1		2	3	2	2	3	2	4	8	7	4	2	2	2	3		1		3	1		51
PER CENT					3		14	16		19	24	27	31	36	39	45	59	73	77	80	83	86	91		93		98	100		
MEAN					1025		1118	1175		925	1241	1075	1225	1525	1275	1375	1425	1467	1437	1275	1525	1700	1291		1525		1691	1625		1349	
0.90																													1647	
0.75							1181				1462			1562		1458	1558	1562	1558				1312				1862		1521	
0.50					1025		1087	1175		925	1225	1075	1225	1525	1275	1400	1425	1425	1400	1275	1525	1700	1287		1525		1725	1625		1355	
0.25							1043				1037			1487		1150	1250	1337	1300				1268				1487			1165	
0.10																														1042	

YEARS SINCE BACHELORS DEGREE

FIELD OF DEGREE - OTHER PHYSICAL SCIENCES

ALL SERVICES - 69 ARMY - 36 NAVY - 21 AIR FORCE - 12

SUPERVISORY

BACHELORS - 69

SALARY	0	1	2	3	4	5	6	7	8	9	10	11	12	13	14	15	16 17	18 19	20 21	22 23	24 25	26 27	28 29	30 31	32 33	34 35	36 40	41 45	46 99	
2551-																														
2501-2550																														
2451-2500																														
2401-2450																														
2351-2400																														
2301-2350																														
2251-2300																														
2201-2250																														
2151-2200																														
2101-2150																			1										1	1
2051-2100																			1										1	2
2001-2050																						2							2	5
1951-2000																								1					1	7
1901-1950																	1					1					1		2	10
1851-1900																													1	11
1801-1850																													1	13
1751-1800															1				1				1						3	17
1701-1750																							1						1	18
1651-1700																														
1601-1650																1		1					2						4	24
1551-1600											1				1		1	1	1			1	3						9	37
1501- 550																		1				1							2	40
1451-1500																								1			1		2	53
1401-1450									1									1		1						1			5	58
1351-1400							1		1								2	2				1				1	1		9	63
1301-1350											1			1			1	3								1			7	73
1251-1300										1	1							2					1						5	81
1201-1250														1		1	2	1											5	88
1151-1200															1														1	89
1101-1150					1												1												2	92
1051-1100							1																						1	94
1001-1050														1			1												2	97
951-1000																														
901- 950								1										1											2	100
851- 900																														
801- 850																														
751- 800																														
701- 750																														
651- 700																														
601- 650																														
551- 600																														
501- 550																														
0- 500																														
SUM					1		2	1	1	1	3	1		3	3	2	9	14	4	1		6	8	2	1	3	3			69
PER CENT					1		4	5	7	8	13	14		18	23	26	39	59	65	66		75	86	89	91	95	100			
MEAN					1125		1225	875	1375	1275	1341	1575		1191	1508	1425	1347	1382	1887	1425		1741	1593	1780	1475	1375	1591			1464
0.90																	1855	1638												1982
0.75											1412			1312	1762		1393	1525	2100			2012	1650			1412	1912			1598
0.50					1125		1225	875	1375	1275	1325	1575		1225	1575	1425	1325	1350	1800	1425		1600	1600	1780	1475	1375	1475			1485
0.25											1287			1037	1187		1286	1287	1600			1525	1566			1337	1387			1292
0.10																	1045	1220												1147

YEARS SINCE BACHELORS DEGREE

FIELD OF DEGREE - OTHER PHYSICAL SCIENCES

ALL SERVICES - 54 ARMY - 26 NAVY - 15 AIR FORCE - 13

SUPERVISORY

MASTERS - 54

SALARY	0	1	2	3	4	5	6	7	8	9	10	11	12	13	14	15	16 17	18 19	20 21	22 23	24 25	26 27	28 29	30 31	32 33	34 35	36 40	41 45	46 99	
2551-																														
2501-2550																		1											1	1
2451-2500																		1											1	3
2401-2450																					1					1			2	7
2351-2400																			1				1		1				3	12
2301-2350																	1				1			1					3	18
2251-2300																		1											1	20
2201-2250																				1		1							2	24
2151-2200																	1			2									3	29
2101-2150																		2				1							3	35
2051-2100																			1										1	37
2001-2050												1					1							1		1			4	44
1951-2000												1					2					1					1		5	53
1901-1950																1		1	1			1	1				1		6	64
1851-1900												1					1												2	66
1801-1850												1					1							1					3	74
1751-1800							1			1																			2	77
1701-1750											1									1									2	81
1651-1700						1																							1	83
1601-1650										1																			1	85
1551-1600									2		1					1			1										5	94
1501-1550																														
1451-1500					1																								1	96
1401-1450								1																					1	98
1351-1400												1																	1	100
1301-1350																														
1251-1300																														
1201-1250																														
1151-1200																														
1101-1150																														
1051-1100																														
1001-1050																														
951-1000																														
901- 950																														
851- 900																														
801- 850																														
751- 800																														
701- 750																														
651- 700																														
601- 650																														
551- 600																														
501- 550																														
0- 500																														
SUM					1	1	1	1	2	2	2	1	4			2	7	6	4	4	2	4	2	3	1	2	1	1		54
PER CENT					1	3	5	7	11	14	18	20	27			31	44	55	62	70	74	81	85	90	92	96	98	100		
MEAN					875	1125	1225	825	1025	1150	1100	775	1375			1200	1482	1710	1450	1537	1875	1525	1625	1525	1875	1700	1375	1425		1437
0.90																													1876	
0.75													1450				1612	1975	1550	1650		1600		1812					1641	
0.50					875	1125	1225	825	1025	1150	1100	775	1350			1200	1437	1600	1400	1625	1875	1450	1625	1475	1875	1700	1375	1425		1422
0.25													1300				1337	1562	1850	1200		1400		1267					1237	
0.10																													1024	

YEARS SINCE BACHELORS DEGREE

FIELD OF DEGREE - OTHER PHYSICAL SCIENCES

SUPERVISORY

ALL SERVICES - 56 ARMY - 17 NAVY - 15 AIR FORCE - 24

DOCTORATE - 56

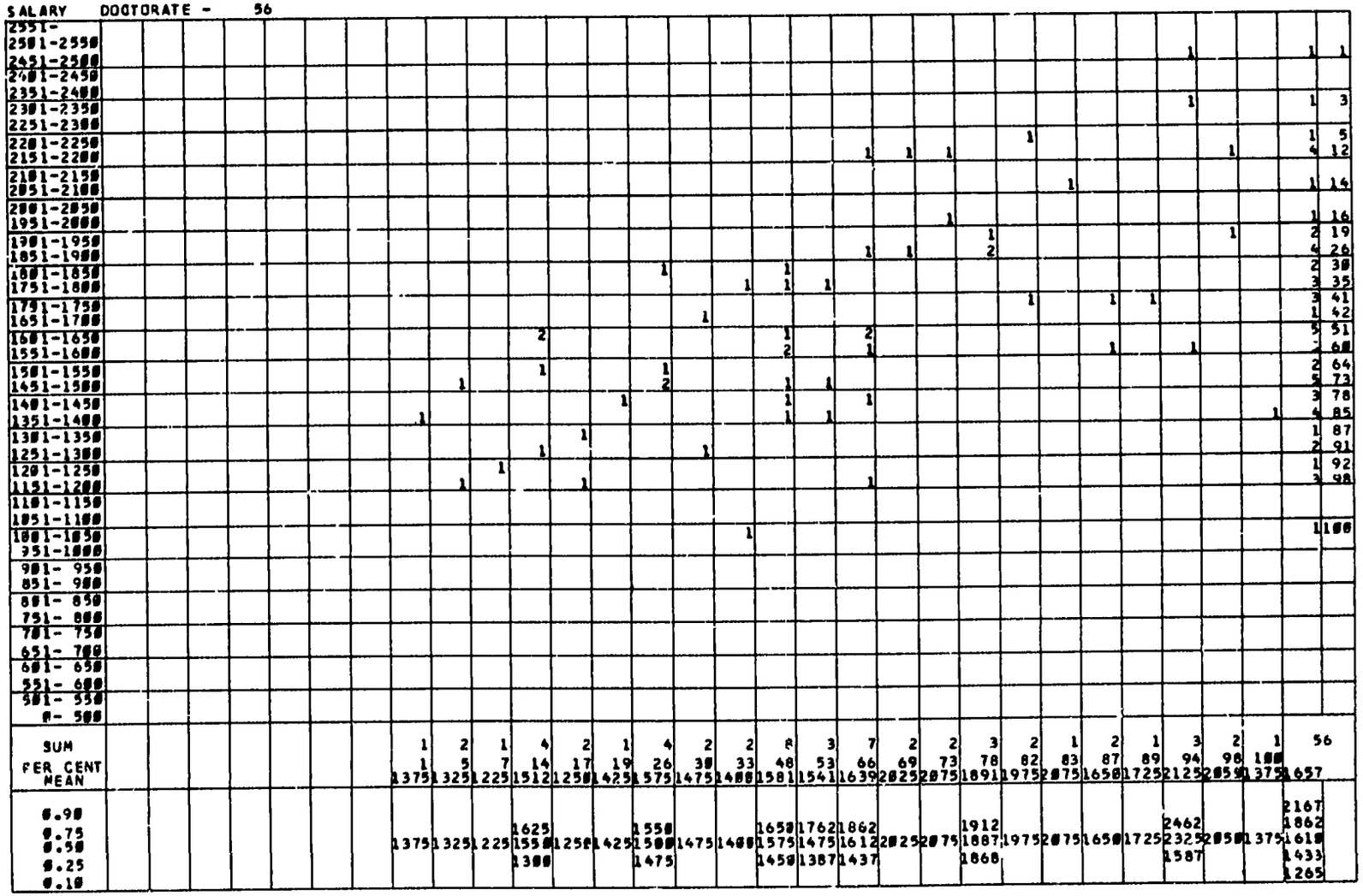

FIELD OF DEGREE - LIFE SCIENCES - HEALTH

ALL SERVICES - 48 ARMY - 29 NAVY - 13 AIR FORCE - 6

NON-SUPERVISORY

BACHELORS - 48

SALARY	0	1	2	3	4	5	6	7	8	9	10	11	12	13	14	15	16 17	18 19	20 21	22 23	24 25	26 27	28 29	30 31	32 33	34 35	36 40	41 45	46 99		
2551-																															
2501-2550																															
2451-2500																															
2401-2450																															
2351-2400																															
2301-2350																															
2251-2300																															
2201-2250																															
2151-2200																															
2101-2150																															
2051-2100																															
2001-2050																															
1951-2000																															
1901-1950																															
1851-1900																															
1801-1850																															
1751-1800																															
1701-1750																															
1651-1700																															
1601-1650																															
1551-1600																															
1501-1550																						1							1	2	
1451-1500																															
1401-1450											1				1			2	1										5	12	
1351-1400																															
1301-1350																		1											1	14	
1251-1300																															
1201-1250														1															1	16	
1151-1200																	2												2	28	
1101-1150							1										1			1									3	27	
1051-1100																	1												1	29	
1001-1050	1				2													1											4	37	
951-1000										1				1								1							3	43	
901- 950											1					1		2								1			5	54	
851- 900											1																		1	56	
801- 850																		1			1								2	60	
751- 800								1		1	1																		3	66	
701- 750				1		1	1				1		1			1		2											6	83	
651- 700										1					1														2	87	
601- 650						1				1																			2	91	
551- 600		1	1			1																							3	97	
501- 550				1																									1	100	
0- 500																															
SUM	1	1	1	2	2	3	2	1		4	5		1	2	2	2	4	9	1	1	1	2				1			48		
PER CENT	2	4	6	10	14	20	25	27		35	45		47	52	56	60	68	87	89	91	93	97				100					
MEAN	1025	575	575	625	1025	641	925	775		762	935		725	1100	1025	825	1137	1019	1375	1125	825	1225				925			933		
0.99																		1377											1362		
0.75						712				888	937						1175	1287											1116		
0.50	1025	575	575	625	1025	625	925	775		788	875		725	1100	1025	825	1150	937	1375	1125	825	1225				925			920		
0.25						587				650	762						1100	812											725		
0.10																		722											628		

YEARS SINCE BACHELORS DEGREE

FIELD OF DEGREE - LIFE SCIENCES - HEALTH

ALL SERVICES - 36 ARMY - 23 NAVY - 9 AIR FORCE - 4

NON-SUPERVISORY

MASTERS - 36

SALARY	0	1	2	3	4	5	6	7	8	9	10	11	12	13	14	15	16 17	18 19	20 21	22 23	24 25	26 27	28 29	30 31	32 33	34 35	36 40	41 45	46 99		
2551-																															
2501-2550																															
2451-2500																															
2401-2450																															
2351-2400																															
2301-2350																															
2251-2300																															
2201-2250																															
2151-2200																															
2101-2150																															
2051-2100																															
2001-2050																															
1951-2000																															
1901-1950																															
1851-1900																															
1801-1850																															
1751-1800																															
1701-1750																															
1651-1700																															
1601-1650																									1				1	2	
1551-1600																		1											1	5	
1501-1550																															
1451-1500																			1										1	8	
1401-1450																															
1351-1400																		1											1	11	
1301-1350																							1						1	13	
1251-1300																	1		1										2	19	
1201-1250													1				1	1					1						4	38	
1151-1200															1			2											3	38	
1101-1150																															
1051-1100							1																						1	41	
1001-1050						1						1	1						1				1	1					4	58	
951- 1000									1		1										1					1			4	69	
901- 950										1	1					1		1			1								5	83	
851- 900										1																			1	86	
801- 850							1	1																					2	91	
751- 800								1																					1	94	
701- 750																															
651- 700				1			1																						2	100	
601- 650																															
551- 600																															
501- 550																															
0- 500																															
SUM				1		1	3	2	1	2	2	1	2		1	1	2	6	3		2		3	1	1	1			36		
PER CENT				2		5	13	19	22	27	33	36	41		44	47	52	69	77		83		91	94	97	100					
MEAN				625		975	888	750	925	850	900	975	1875		1125	875	1200	1200	1200		900		1141	975	1625	925			1029		
0.90							1012											1325	1412				1262						1320		
0.75							775											1150	1225				1175						1175		
0.50				625		975	637	750	925	850	900	975	1875		1125	875	1200	1112	987		900		987	975	1625	925			975		
0.25																													888		
0.10																													765		

YEARS SINCE BACHELORS DEGREE

FIELD OF DEGREE - LIFE SCIENCES - HEALTH

NON-SUPERVISORY

ALL SERVICES - 29 ARMY - 17 NAVY - 7 AIR FORCE - 5

DOCTORATE - 29

SALARY	0	1	2	3	4	5	6	7	8	9	10	11	12	13	14	15	16 17	18 19	20 21	22 23	24 25	26 27	28 29	30 31	32 33	34 35	36 40	41 45	46 99		
2551-																															
2501-2550																															
2451-2500																															
2401-2450																															
2351-2400																															
2301-2350																															
2251-2300																															
2201-2250																															
2151-2200																															
2101-2150																															
2051-2100																			1										1	3	
2001-2050																															
1951-2000																															
1901-1950																															
1851-1900																															
1801-1850																															
1751-1800																															
1701-1750																															
1651-1700																															
1601-1650																		1											1	6	
1551-1600																		1											1	10	
1501-1550																											1		1	13	
1451-1500																			1				1						2	20	
1401-1450																					1								1	24	
1351-1400																						1					1		2	31	
1301-1350															1														1	34	
1251-1300													1																1	37	
1201-1250										1	1															1			3	48	
1151-1200																															
1101-1150											1						2			1									4	62	
1051-1100												1																	1	65	
1001-1050							2	1			2																		5	82	
951-1000					1																								1	86	
901- 950								1																					1	89	
851- 900																													2	96	
801- 850							1			1																					
751- 800																											1		1	100	
701- 750																															
651- 700																															
601- 650																															
351- 600																															
501- 550																															
0- 500																															
SUM					1		3	2		2	4	1	1		1		2	2	1	1	1	1	1	1		1	3			29	
PER CENT					3		13	20		27	41	44	48		51		58	65	68	72	75	79	82	86		89	100				
MEAN					975		959	958		1025	1100	1075	1275		1325		1125	1600	1475	1125	1425	1375	1475	2075		1225	1200			1211	
0.90																														1555	
0.75							1031				1150																1512			1393	
0.50					975		1012	958		1025	1050	1075	1275		1325		1125	1600	1475	1125	1425	1375	1475	2075		1225	1375			1143	
0.25							837				1025																737			1022	
0.10																														847	

YEARS SINCE BACHELORS DEGREE

FIELD OF DEGREE - LIFE SCIENCES - HEALTH

SUPERVISORY

ALL SERVICES - 19 ARMY - 14 NAVY - 4 AIR FORCE - 1

BACHELORS - 19

SALARY	0	1	2	3	4	5	6	7	8	9	10	11	12	13	14	15	16 17	18 19	20 21	22 23	24 25	26 27	28 29	30 31	32 33	34 35	36 40	41 45	46 99		
2551-																															
2501-2550																															
2451-2500																															
2401-2450																															
2351-2400																															
2301-2350																															
2251-2300																															
2201-2250																															
2151-2200																															
2101-2150																															
2051-2100																															
2001-2050																															
1951-2000																															
1901-1950																1														1	5
1851-1900																															
1801-1850																															
1751-1800																															
1701-1750																															
1651-1700														1									1							2	15
1601-1650											1									1										2	23
1551-1600																															
1501-1550																															
1451-1500																															
1401-1450																					1									1	31
1351-1400																															
1301-1350																															
1251-1300																								1						1	36
1201-1250																															
1151-1200																															
1101-1150										1							1													2	47
1051-1100																	1					1								4	68
1001-1050											1			1																1	73
951-1000											1																			1	78
901- 950											1												1							1	84
851- 900																															
801- 850																														1	89
751- 800								1													1									1	94
701- 750																															
651- 700																														1	100
601- 650		1																													
551- 600																															
501- 550																															
0- 500																															
SUM		1						1		1	4			2		1	2			1	2	1	2	1						19	
PER CENT		5						10		15	36			47		52	63			68	78	84	94	100							
MEAN		625						775		1875	1125			1325		1875	1850			1575	1825	1825	1250	1175						1153	
0.90											1850																			1627	
0.75											1000																			1556	
0.50		625						775		1875	1000			1325		1875	1850			1575	1825	1825	1250	1175						1043	
0.25											950																			937	
0.10																														745	

0 1 2 3 4 5 6 7 8 9 10 11 12 13 14 15 16 17 18 19 20 21 22 23 24 25 26 27 28 29 30 31 32 33 34 35 36 40 41 45 46 99

YEARS SINCE BACHELORS DEGREE

FIELD OF DEGREE -- LIFE SCIENCES - HF 7H

ALL SERVICES - 18 ARMY - 13 NAVY - 2 AIR - 3

SUPERVISORY

MASTERS - 18

SALARY	0	1	2	3	4	5	6	7	8	9	10	11	12	13	14	15	16 17	18 19	20 21	22 23	24 25	26 27	28 29	30 31	32 33	34 35	36 40	41 45	46 99	
2551-																														
2501-2550																														
2451-2500																														
2401-2450																														
2351-2400																														
2301-2350																														
2251-2300																														
2201-2250																														
2151-2200																														
2101-2150																														
2051-2100																														
2001-2050																		1											1	5
1951-2000																							1		1				2	16
1901-1950																														
1851-1900																														
1801-1850																														
1751-1800																														
1701-1750																														
1651-1700																														
1601-1650																					1								1	22
1551-1600																											1		1	27
1501-1550																														
1451-1500																														
1401-1450																				1									1	33
1351-1400																								1					1	38
1301-1350																							1						1	44
1251-1300																			1										1	50
1201-1250																														
1151-1200																		1											1	55
1101-1150																1			1										2	66
1051-1100																														
1001-1050						1				1			1						1										4	88
951-1000																		1											1	94
901- 950																1													1	100
851- 900																														
801- 850																														
751- 800																														
701- 750																														
651- 700																														
601- 650																														
551- 600										•																				
501- 550																														
0- 500																														
SJM						1				1			1			2		3	3	1	1		2	1	1		1			18
PER CENT						5				11			16			27		44	61	66	72		83	88	94		100			
MEAN						1025				1025			1025			1000		1391	1141	1425	1625		1650	1375	1975		1575			1338
0.90																													1988	
0.75																		2812	1262										1575	
0.50						1025				1025			1025			1000		1175	1125	1425	1625		1650	1375	1975		1575			1200
0.25																		987	1037										1031	
0.10																													998	

YEARS SINCE BACHELORS DEGREE

FIELD OF DEGREE - LIFE SCIENCES - HEALTH

ALL SERVICES - 63 ARMY - 48 NAVY - 7 AIR FORCE - 8

SUPERVISORY

DOCTORATE - 63

SALARY	0	1	2	3	4	5	6	7	8	9	10	11	12	13	14	15	16 17	18 19	20 21	22 23	24 25	26 27	28 29	30 31	32 33	34 35	36 40	41 45	46 99	
2551-																														
2501-2550																						1	1		1		1		4	6
2451-2500																														
2401-2450																														
2351-2400																														
2301-2350																														
2251-2300																														
2201-2250																														
2151-2200																														
2101-2150																														
2051-2100																														
2001-2050																							1					1	2	9
1951-2000																									1				1	11
1901-1950																								1					1	12
1851-1900																		1	1		1	1							4	19
1801-1850																1				1	1		1					1	5	26
1751-1800																		2				1							3	31
1701-1750																		1			1			1					3	36
1651-1700																														
1601-1650																			1						1			1	3	41
1551-1600															1			1	2			1		1					6	50
1501-1550														2															2	53
1451-1500																		1											1	55
1401-1450											1					1		1				1						1	5	63
1351-1400															1	1	1		2										5	71
1301-1350											1							1											1	73
1251-1300											1	1		1			1	3											7	84
1201-1250																	1		1										2	87
1151-1200											1								3										6	93
1101-1150										1																			1	95
1051-1100																														
1001-1050									1		1		1																3	100
951-1000																														
901- 950																														
851- 900																														
801- 850																														
751- 800																														
701- 750																														
651- 700																														
601- 650																														
551- 600																														
501- 550																														
0- 500																														
SUM									1	1	4	1	1	3	2	2	4	11	18	1	3	5	3	3	3		1	4		63
PER CENT									1	3	9	11	12	17	28	23	38	47	63	.5	69	77	82	87	92		93	100		
MEAN									1025	1125	1225	1275	1825	1441	1475	1488	1425	1525	1419	1825	1888	1825	2188	1741	2025		2475	1725		1578
0.90																		1797	1658											1985
0.75											1388			1531			1488	1756	1587		1862	1887	2462	1912	2462			1858		1812
0.50									1025	1125	1288	1275	1825	1512	1475	1488	1388	1475	1375	1825	1825	1775	2025	1725	1975		2475	1658		1554
0.25											1058			1287			1258	1295	1191		1737	1562	1837	1587	1637			1458		1291
0.10																		1268	1166											1178

YEARS SINCE BACHELORS DEGREE

FIELD OF DEGREE - LIFE SCIENCES - OTHER

NON-SUPERVISORY

ALL SERVICES - 165 ARMY - 121 NAVY - 26 AIR FORCE - 18

SALARY BACHELORS - 165

SALARY	0	1	2	3	4	5	6	7	8	9	10	11	12	13	14	15	16-17	18-19	20-21	22-23	24-25	26-27	28-29	30-31	32-33	34-35	36-40	41-45	46-99		
2501-																															
2451-2500																															
2401-2450																															
2351-2400																															
2301-2350																															
2251-2300																															
2201-2250																															
2151-2200																															
2101-2150																															
2051-2100																															
2001-2050																															
1951-2000																															
1901-1950																															
1851-1900																															
1801-1850																															
1751-1800																															
1701-1750																															
1651-1700																															
1601-1650																		1											1		
1551-1600																															
1501-1550																1								1		1			3	2	
1451-1500																															
1401-1450																1			1		1		1						4	4	
1351-1400																					1		1						2	6	
1301-1350																															
1251-1300																	3	3				1	2			1			12	12	
1201-1250												1					2		1	1	1		4	1					11	18	
1151-1200																	1	3	2	1	1		1		1				10	24	
1101-1150														1			1	3	1			1		1					9	30	
1051-1100	1																														
1001-1050							1				1	1	1	1			1	1		1			1				1		10	36	
951-1000		1				1						1				4	5	6	1	1	3						1		24	58	
901- 950									2		1			1				1	2				1						8	55	
851- 900						1									1	1	1		1			1	1	1					8	68	
801- 850								1			1		1		1		1	1					1				1		8	65	
751- 800		1		1		1	1		1		1	1				2	2	1	1										13	73	
701- 750		2		2	1	1	2	1	1	2			1																13	81	
651- 700									1			1				1													3	83	
601- 650	1		3	2	1	1		2		1	1	1		1															14	91	
551- 600	1	5	2	2					1																				11	28	
501- 550	1																												1	98	
0- 500	1	1																											2	100	
SUM	5	10	5	7	2	5	4	4	6	3	5	5	4	4	2	10	10	19	10	4	7	3	13	3	2	1	4			165	
PER CENT	3	9	12	16	17	20	23	25	29	30	33	36	39	41	43	49	60	71	77	80	84	86	93	95	96	97	100				
MEAN	655	655	615	660	675	795	812	700	766	691	835	855	887	912	850	985	1052	1135	1035	1075	1132	1050	1125	1041	1300	1225	1075			927	
0.90		800														1400	1236	1210	1200				1335							1217	
0.75	637	737	629	731		887	888	750	912	731	937	1037	1000	1050		993	1187	1120	1137	1150	1312	1212	1210	1162			1050			1098	
0.50	575	590	600	637	675	775	750	650	750	712	825	775	850	950	850	962	1040	1025	1000	1050	1125	1075	1160	1075	1300	1225	1000			953	
0.25	512	565	581	593		712	725	625	675	637	762	662	750	650		787	955	964	912	1000	979	887	1012	887			850			739	
0.10		500														700	795	845	800				865							600	

YEARS SINCE BACHELORS DEGREE

NON-SUPERVISORY

FIELD OF DEGREE - LIFE SCIENCES - OTHER

ALL SERVICES - 188 ARMY - 67 NAVY - 24 AIR FORCE - 17

MASTERS - 188

SALARY	0	1	2	3	4	5	6	7	8	9	10	11	12	13	14	15	16 17	18 19	20 21	22 23	24 25	26 27	28 29	30 31	32 33	34 35	36 40	41 45	46 99	
2551-																														
2501-2550																														
2451-2500																														
2401-2450																														
2351-2400																														
2301-2350																														
2251-2300																														
2201-2250																														
2151-2200																														
2101-2150																														
2051-2100																														
2001-2050																														
1951-2000																														
1901-1950																														
1851-1900																														
1801-1850																									1				1	
1751-1800																														
1701-1750																														
1651-1700																													1	1
1601-1650																		1											1	2
1551-1600																								1	1				1	3
1501-1550																							2		1				5	8
1451-1500																1			1										3	11
1401-1450																		1				2							3	13
1351-1400																	2					1							5	18
1301-1350																	1	1	1						1	1			4	22
1251-1300																		1	1			1		1					6	29
1201-1250																	2		1			2	2	1					11	39
1151-1200																1	2	6	1			1							4	43
1101-1150																		1	1					1		1			10	52
1051-1100																		1					1	2					13	64
1001-1050						1		1			1		1	2		1		4		1		1	2	1			1		1	65
951-1000						1		1						1			1												7	72
901- 950									2			2	1		1												1		11	82
851- 900						1			2	2				1	1				1										6	87
801- 850					1	2				1	2									1	1								9	96
751- 800						1																								
701- 750		1	2	1	1							1		1			1	1											1	97
651- 700																													3	100
601- 650					1				1																					
551- 600				1	1																									
501- 550																														
0- 500																														
SUM			1	3	4	6		2	5	3	3	3	2	5	2	3	9	17	7	2	1	8	7	7	4	2	2			188
PER CENT				3	7	12		14	19	22	25	27	29	34	36	38	47	62	69	71	72	79	86	92	96	98	100			1032
MEAN			725	675	687	833		1000	795	898	858	825	958	915	858	1191	1138	1113	1169	875	775	1218	1167	1139	1588	1175	988			
0.90																	1327	1365												1378
0.75				731	758	875			868	831	1012	881		1010		1412	1287	1147	1262			1358	1486	1212	1550					1181
0.50			725	712	658	825		1000	837	812	787	862	958	975	858	1125	1162	1112	1175	875	775	1200	1162	1075	1458	1175	988			1019
0.25				587	688	775			806	787	768	737		812		1037	1106	998	1087			1150	953	1018	1388					836
0.10																	745	958												737

YEARS SINCE BACHELORS DEGREE

FIELD OF DEGREE - LIFE SCIENCES - OTHER

NON-SUPERVISORY

ALL SERVICES - 63 ARMY - 42 NAVY - 10 AIR FORCE - 11

DOCTORATE - 63

SALARY	0	1	2	3	4	5	6	7	8	9	10	11	12	13	14	15	16	17	18	19	20	21	22	23	24	25	26	27	28	29	30	31	32	33	34	35	36	37	40	45	46	99	
2551-																																											
2501-2550																																											
2451-2500																																											
2401-2450																																											
2351-2400																																											
2301-2350																																											
2251-2300																																											
2201-2250																																											
2151-2200																																											
2101-2150																																											
2051-2100																																											
2001-2050																																											
1951-2000																																											
1901-1950																																											
1851-1900																																											
1801-1850																																											
1751-1800																																											
1701-1750																																											
1651-1700																																											
1601-1650																																											
1551-1600																																											
1501-1550																																											
1451-1500																																											
1401-1450																																											
1351-1400																																											
1301-1350																																											
1251-1300																																											
1201-1250																																											
1151-1200																																											
1101-1150																																											
1051-1100																																											
1001-1050						1	2	3	2	1		1																															
951-1000								1																																			
901- 950						1																																					
851- 900																																											
801- 850																																											
751- 800																																											
701- 750																																											
651- 700																																											
601- 650																																											
551- 600																																											
501- 550																																											
0- 500																																											
SUM						2	3	6	3	3	4	2	1	1	2		4	5	5	2	1	2	1	3	1	7	3	1	1	53													
PER CENT						3	7	17	22	26	33	36	38	39	42		49	57	65	68	69	73	74	79	80	92	96	98	100															
MEAN						975	1041	1058	1041	1125	1162	1075	1225	1275	1388		1237	1295	1345	1288	1275	1525	1825	1525	1625	1453	1591	1425	1275	1263													
.90																																										1635	
.75							1062	1075	1062	1212	1150						1250	1343	1587					1762		1812	2012				1398	
.50						975	1037	1033	1037	1125	1125	1075	1225	1275	1388		1150	1312	1275	1288	1275	1525	1825	1425	1625	1425	1575	1425	1275	1218													
.25							1018	1088	1018	1037	1188						1125	1212	1112					1387		1042	1187				1049												
.10																																									1015						

YEARS SINCE BACHELORS DEGREE

FIELD OF DEGREE - LIFE SCIENCES - OTHER

ALL SERVICES - 88 ARMY - 67 NAVY - 5 AIR FORCE - 8

SUPERVISORY

SALARY BACHELORS - 88

SALARY	0	1	2	3	4	5	6	7	8	9	10	11	12	13	14	15	16	17	18	19	20	21	22	23	24	25	26	27	28	29	30	31	32	33	34	35	36	40	41	45	46	99		
2551-																																											
2501-2550																																											
2451-2500																																											
2401-2450																																											
2351-2400																																											
2301-2350																																											
2251-2300																																											
2201-2250																																	1								1	1	
2151-2200																																											
2101-2150																																											
2051-2100																																											
2001-2050																						1																			1	2	
1951-2000																																											
1901-1950																											1														1	3	
1851-1900																																											
1801-1850																																											
1751-1800																											1														1	5	
1701-1750																																											
1651-1700																																											
1601-1650																						1								1											2	7	
1551-1600																																												
1501-1550																														1											1	8	
1451-1500																																											
1401-1450															1			1									1		1	1			1							6	16	
1351-1400											1									1	1								1	2			1							7	25	
1301-1350																				1					1								1							3	28	
1251-1300													1			1		3							1															5	36	
1201-1250																		2		3									1											6	43	
1151-1200																				1							1	1	1				1							5	58	
1101-1150											1				1			2					1																	5	56	
1051-1100											1							1		1																				3	60	
1001-1050											1		1	1	1	2		2		2																				10	72	
951-1000					1							1				2		1		1																				7	81	
901- 950											1												1																	2	83	
851- 900						1		1	2																															4	88	
801- 850												1				1				1																				3	92	
751- 800											1		1										1																	3	96	
701- 750					1	1																																	2	98	
651- 700																																											
601- 650																																									1	100	
551- 600			1																																							
501- 550																																											
0- 500																																											
SUM			1		2	2		1	2		6	2	3	1	3	6	12	21	5	1	2	4	6	4	2	2	2			88		
PER CENT			1		3	6		7	10		17	20	23	25	28	36	51	65	71	72	75	80	87	92	95	97	100					
MEAN			575		850	800		875	875		1050	900	1025	1025	1191	1016	1178	1134	1335	1125	1300	1550	1363	1337	1750	1400	1875			1176		
0.90																	1296	1345																				1441		
0.75											1125		1262		1412	1037	1266	1237	1637			1750	1475	1400														1359		
0.50			575		850	800		875	875		1050	900	1025	1025	1125	1000	1150	1175	1375	1125	1300	1450	1400	1375	1750	1400	1875			1150		
0.25											925		787		1037	962	1050	1018	912			1200	1225	1200														985		
0.10																	1065	955																				833		

YEARS SINCE BACHELORS DEGREE

FIELD OF DEGREE - LIFE SCIENCES - OTHER

ALL SERVICES - 50 ARMY - 41 NAVY - 8 AIR FORCE - 1

SUPERVISORY

MASTERS - 50

SALARY	0	1	2	3	4	5	6	7	8	9	10	11	12	13	14	15	16 17	18 19	20 21	22 23	24 25	26 27	28 29	30 31	32 33	34 35	36 40	41 45	46 99		
2551-																															
2501-2550																															
2451-2500																															
2401-2450																															
2351-2400																															
2301-2350																															
2251-2300																															
2201-2250																															
2151-2200																															
2101-2150																															
2051-2100																															
2001-2050																															
1951-2000																															
1901-1950																			1										1	2	
1851-1900																															
1801-1850																															
1751-1800																															
1701-1750																															
1651-1700																															
1601-1650																			1					1					2	6	
1551-1600																			1										1	8	
1501-1550																			2	1							1		4	16	
1451-1500																															
1401-1450																			3			1		2					6	28	
1351-1400																															
1301-1350																	1	1	1		2								5	38	
1251-1300														1															1	40	
1201-1250																		1	1				2	1	1				5	52	
1151-1200																								1		1			2	56	
1101-1150													1		1	1		3	1								1		8	72	
1051-1100																			1										1	74	
1001-1050															1			1								1			3	80	
951-1000										1							1	1				1			1				5	90	
901- 950										1																			1	92	
851- 900														1				1											2	96	
801- 850											1																		1	98	
751- 800																															
701- 750					1																								1	100	
651- 700																															
601- 650																															
551- 600																															
501- 550																															
0- 500																															
SUM					1					2	1		1	2	2	1	2	8	12	1	2	2	2	5	2	2	2		50		
PER CENT					2					6	8		18	14	18	28	24	48	64	66	78	74	78	88	92	96	100				
MEAN					725					950	825		1125	1075	1075	1125	1150	1100	1400	1475	1325	1175	1225	1345	1100	1100	1300		1211		
0.90																			1595										1487		
0.75																		1150	1500					1393					1362		
0.50					725					950	825		1125	1075	1075	1125	1150	1116	1383	1475	1325	1175	1225	1362	1100	1100	1300		1208		
0.25																		1000	1250					1212					1041		
0.10																			1110										950		

YEARS SINCE BACHELORS DEGREE

FIELD OF DEGREE - LIFE SCIENCES - OTHER

ALL SERVICES - 136 ARMY - 98 NAVY - 19 AIR FORCE - 19 SUPERVISORY

DOCTORATE - 136

SALARY	0	1	2	3	4	5	6	7	8	9	10	11	12	13	14	15	16	18	20	22	24	26	28	30	32	34	36	41	46		
	0	1	2	3	4	5	6	7	8	9	10	11	12	13	14	15	17	19	21	23	25	27	29	31	33	35	40	45	99		
25501-																															
25001-25500																		1			1				1	3		2		8	5
24501-25000																															
24001-24500																															
23501-24000																															
23001-23500																															
22501-23000																															
22001-22500																															
21501-22000																															
21001-21500																			1											1	6
20501-21000																							1							1	7
20001-20500																											1			1	8
19501-20000																								1	1					2	9
19001-19500																		1			1									2	11
18501-19000																		1	1		1	2	1	2	1	1				10	18
18001-18500																	1	1	1					1	1					5	22
17501-18000																	1				1	2		1		1	1			7	27
17001-17500																		1	2				3		1					7	32
16501-17000																		1	1		1	1	1		1					6	36
16001-16500																		1	2		1	2	2		1	1	1			11	44
15501-16000																	1	3	1					1						6	49
15001-15500																	1	3	2			1		1						9	55
14501-15000																		1	1	1							1			4	58
14001-14500										1								3	3	1			2							10	66
13501-14000																		6	1	1		1		1						10	73
13001-13500									1							2		1	1											5	77
12501-13000											1	1	1		1	2	1				1				1					10	84
12001-12500												1	2		1															4	87
11501-12000											1	2		1	2	1	2													9	94
11001-11500									1			1						1					1							4	97
10501-11000							1				1			2																4	101
10001-10500																															
9501-10000																															
9001- 9500																															
8501- 9000																															
8001- 8500																															
7501- 8000																															
7001- 7500																															
6501- 7000																															
6001- 6500																															
5501- 6000																															
5001- 5500																															
0- 5000																															
SUM							1		2		4	5	3	3	4	5	8	26	16	4	6	10	11	8	8	6	4	2		136	
PER CENT							1		2		5	8	11	13	16	19	25	44	56	59	63	71	79	85	91	95	98	100			
MEAN							1825		1175		1107	1145	1191	1858	1162	1275	1486	1581	1520	1562	1750	1670	1597	1700	1781	2100	1687	2475		1543	
0.90																		1878	1820			1900	1895							1935	
0.75											1250	1187	1212	1112	1200	1293	1553	1575	1650	1450	1875	1862	1687	1875	1900	2475	1750			1721	
0.50							1825		1175		1150	1137	1187	1037	1150	1262	1250	1450	1500	1400	1650	1650	1625	1750	1700	1900	1680	2475		1494	
0.25											1050	1100	1160	1018	1125	1212	1150	1329	1383	1350	1575	1562	1393	1500	1600	1725	1450			1288	
0.10																		1280	1330			1350	1352							1131	

YEARS SINCE BACHELORS DEGREE

FIELD OF DEGREE - SOCIAL SCIENCE/PSYCHOLOGY

NON-SUPERVISORY

ALL SERVICES - 125 ARMY - 38 NAVY - 71 AIR FORCE - 16

BACHELORS - 125

SALARY	0	1	2	3	4	5	6	7	8	9	10	11	12	13	14	15	16 17	18 19	20 21	22 23	24 25	26 27	28 29	30 31	32 33	34 35	36 40	41 45	46 99	
2551-																														
2501-2550																														
2451-2500																														
2401-2450																														
2351-2400																														
2301-2350																														
2251-2300																														
2201-2250																														
2151-2200																														
2101-2150																														
2051-2100																														
2001-2050																														
1951-2000																														
1901-1950																														
1851-1900																														
1801-1850																														
1751-1800																														
1701-1750																														
1651-1700																														
1601-1650																														
1551-1600																														
1501-1550																1											1		1	
1451-1500																														
1401-1450																								1			1		1	1
1351-1400																		1		1			1				3		3	4
1301-1350												1		1			1										3		3	6
1251-1300											2	1	1				2	2	1								9		9	13
1201-1250									1			1					1	1	2								6		6	19
1151-1200									1	1							2				1					1	6		6	25
1101-1150	1						3	1	1					1			4						1	1	1		14		14	39
1051-1100							1			2													1		1		5		5	44
1001-1050				1	3	5	2		1	1						1											14		14	58
951-1000						2			1								1										4		4	62
901- 950				1		1	1		1														1			1	6		6	68
851- 900																														
801- 850					1	1		1																			3		3	71
751- 800		1		1	1				1	1								3									8		8	79
701- 750		1	1	2	3	1	2		1	1			1														13		13	92
651- 700																														
601- 650		1	2	2	1																						6		6	98
551- 600	2	5	4	3	1	2										1											18		18	116
501- 550																								1			1		1	117
0- 500	1	2			1																						4		4	121
SUM	4	18	7	18	11	12	9	2	6	7	3	3	2	2		3	11	7	3	1	1		4	2	2	1	2		125	
PER CINT	3	11	16	24	33	43	58	52	56	62	64	67	68	78		72	81	87	89	98	91		94	96	97	98	100			
MEAN	687	595	618	715	775	891	986	975	925	1018	1241	1275	1088	1225		1841	1175	1067	1241	1375	1175		1125	888	1258	1125	1058		931	
0.90		758		958	1031	1038	1135										1297												1275	
0.75	688	625	631	775	1004	1020	1112		1025	1162	1281	1312				1512	1256	1281	1262				1150						1141	
0.50	575	568	593	658	741	975	1037	975	950	1062	1262	1275	1088	1225		1025	1162	1225	1237	1375	1175		1100	888	1258	1125	1058		993	
0.25	500	555	571	591	637	758	912		775	787	1187	1237				587	1121	779	1218				958						788	
0.10		475		566	555	588	722										1101												578	

YEARS SINCE BACHELORS DEGREE

FIELD OF DEGREE - SOCIAL SCIENCE/PSYCHOLOGY

ALL SERVICES - 132 ARMY - 30 NAVY - 64 AIR FORCE - 38

NON-SUPERVISORY

MASTERS - 132

SALARY	0	1	2	3	4	5	6	7	8	9	10	11	12	13	14	15	16 17	18 19	20 21	22 23	24 25	26 27	28 29	30 31	32 33	34 35	36 40	41 45	46 99	
2551-																														
2501-2550																														
2451-2500																														
2401-2450																														
2351-2400																														
2301-2350																														
2251-2300																														
2201-2250																														
2151-2200																														
2101-2150																														
2051-2100																														
2001-2050																										1			1	
1951-2000																														
1901-1950																														
1851-1900																														
1801-1850																														
1751-1800																														
1701-1750																														
1651-1700																														
1601-1650																									1				1	1
1551-1600											1						1	2											4	4
1501-1550																								1					1	5
1451-1500																	1									1			2	6
1401-1450																		1							1				2	8
1351-1400												2	2			1		2	1			1		1					10	15
1301-1350															3	1													4	18
1251-1300										1							2				2	1			1		1		8	25
1201-1250														1			1					1							3	27
1151-1200						1				1				1			3	2	1			1							10	34
1101-1150							1	2	2	4	2	1		1	1			1	1			1				1			10	48
1051-1100										1			1																1	50
1001-1050			1		4	3	4	3	2	1		1		2		2	1		1						1				26	69
951-1000							1		1																				2	71
901- 950					1													1	1							1			4	74
851- 900				1	1	1	1		1					2															7	79
801- 850					1																								1	80
751- 800				1		1	2	2			1				1														6	86
701- 750			2	4	2		1	2										1	1										13	96
651- 700																														
601- 650																														
551- 600		1	2	1	1																								5	100
501- 550																														
0- 500																														
SUM		1	5	7	18	6	18	9	6	8	4	4	3	7	5	4	9	18	6		2	5		2	4	3	2			132
PER CENT			4	9	17	21	29	36	48	46	50	53	55	68	64	67	74	81	86		87	91		93	96	98	100			
MEAN		575	725	732	875	983	935	925	1025	1131	1150	1225	1275	1346	1175	1187	1263	1245	1858		1275	1235		1450	1337	1175	1650			1076
0.90					1037		1050	1127									1555	1375												1389
0.75			743	762	1010	1041	1031	1045	1112	1150	1150	1375	1381	1162	1329	1350	1293	1425	1175			1287			1450	1462				1258
0.50		575	712	731	900	1016	1000	1000	1025	1125	1125	1150	1362	1037	1300	1050	1225	1288	1050		1275	1225		1450	1300	1125	1650			1050
0.25			561	709	737	875	787	756	975	1100	800	1050	1087	893	1112	1025	1178	1125	925			1162			1050	937				892
0.10					600		750	722									1045	750												731

YEARS SINCE BACHELORS DEGREE

FIELD OF DEGREE - SOCIAL SCIENCE/PSYCHOLOGY

ALL SERVICES - 78 ARMY - 21 NAVY - 35 AIR FORCE - 14

NON-SUPERVISORY

DOCTORATE - 78

SALARY	0	1	2	3	4	5	6	7	8	9	10	11	12	13	14	15	16	18	20	22	24	26	28	30	32	34	36	40	45	99	
25501-																															
25001-25500																															
24501-25000																															
24001-24500																															
23501-24000																															
23001-23500																															
22501-23000																															
22001-22500																															
21501-22000																															
21001-21500																															
20501-21000																															
20001-20500																											1			1	1
19501-20000																											1			1	2
19001-19500																															
18501-19000																															
18001-18500																															
17501-18000																															
17001-17500																															
16501-17000																		1												1	4
16001-16500																	1		1			1							1	4	10
15501-16000														1																1	11
15001-15500																		1	1											2	14
14501-15000																	2	3	1			1		2	2		2			13	32
14001-14500																	2	1	2											5	48
13501-14000											1			1			1	1	1								1			6	48
13001-13500										2			1						2											5	55
12501-13000								2								1		4	1											10	78
12001-12500					1							1		1				1	1											5	77
11501-12000					1	2	1	1	3			2																		10	91
11001-11500										2											1									3	95
10501-11000					1	1		1																						3	100
10001-10500																															
9501-10000																															
9001-9500																															
8501-9000																															
8001-8500																															
7501-8000																															
7001-7500																															
6501-7000																															
6001-6500																															
5501-6000																															
5001-5500																															
0-5000																															
SUM					3	3	1	4	3	4	2	4	1	3		1	6	12	18		1	2		2	2		5	1		78	
PER CENT					4	8	18	15	28	25	28	34	35	48		41	58	67	81		82	85		88	91		98	100			
MEAN					1188	1891	1125	1150	1125	1138	1275	1187	1275	1341		1225	1416	1345	1358		1875	1500		1425	1425		1615	1575		1318	
0.90																		1498	1500											1550	
0.75					1162	1131		1225	1137	1225		1200		1512			1437	1433	1425								1937			1421	
0.50					1125	1112	1125	1150	1125	1100	1275	1150	1275	1325		1225	1400	1350	1350		1875	1500		1425	1425		1437	1575		1298	
0.25					1037	1037		1050	1112	1075		1125		1187			1362	1225	1262								1486			1165	
0.10																		1202	1200											1105	

YEARS SINCE BACHELORS DEGREE

FIELD OF DEGREE - SOCIAL SCIENCE/PSYCHOLOGY

ALL SERVICES - 36 ARMY - 18 NAVY - 12 AIR FORCE - 6

SUPERVISORY

BACHELORS - 36

SALARY	0	1	2	3	4	5	6	7	8	9	10	11	12	13	14	15	16 17	18 19	20 21	22 23	24 25	24 27	28 29	30 31	32 33	34 35	36 40	41 45	46 99		
2551-																															
2501-2550																															
2451-2500																															
2401-2450																															
2351-2400																															
2301-2350																															
2251-2300																															
2201-2250																															
2151-2200																															
2101-2150																															
2051-2100																															
2001-2050				1																									1	2	
1951-2000																					1								1	5	
1901-1950																															
1851-1900																															
1801-1850																										1			1	8	
1751-1800																															
1701-1750												1																	1	11	
1651-1700																															
1601-1650													1				1												1	13	
1551-1600													1																2	19	
1501-1550																	1	1											2	25	
1451-1500												1			1													1	3	33	
1401-1450																			1						2				3	41	
1351-1400																	1						1						2	47	
1301-1350													1											1	1				3	55	
1251-1300																										1			1	58	
1201-1250									1	1								1						1					4	69	
1151-1200							1									1													2	75	
1101-1150																		2											2	88	
1051-1100																															
1001-1050								1										1											2	86	
951-1000																															
901- 950																															
851- 900																															
801- 850						1																							1	88	
751- 800																															
701- 750																	1												1	91	
651- 700																															
601- 650		1																											1	94	
551- 600		1																											1	97	
501- 550																															
0- 500		1																											1	100	
SJM		3		1		1	1	1	1	1		2	3		1	1	4	5	1			2	1	2	3	2		1		36	
PER CENT		8		11		13	16	19	22	25		38	38		41	44	55	69	72			75	77	83	91	97		100			
MEAN		550		2825		825	1175	1825	1225	1225		1575	1588		1475	1175	1388	1285	1425			1975	1375	1275	1391	1550		1475		1382	
0.90																														1678	
0.75		612											1612				1550	1237							1431					1588	
0.50		575		2825		825	1175	1825	1225	1225		1575	1575		1475	1175	1488	1137	1425			1975	1375	1275	1412	1550		1475		1333	
0.25		487											1337				750	1106							1337					1158	
0.10																														730	

YEARS SINCE BACHELORS DEGREE

SUPERVISORY

FIELD OF DEGREE - SOCIAL SCIENCE/PSYCHOLOGY

ALL SERVICES - 74 ARMY - 27 NAVY - 25 AIR FORCE - 22

MASTERS - 74

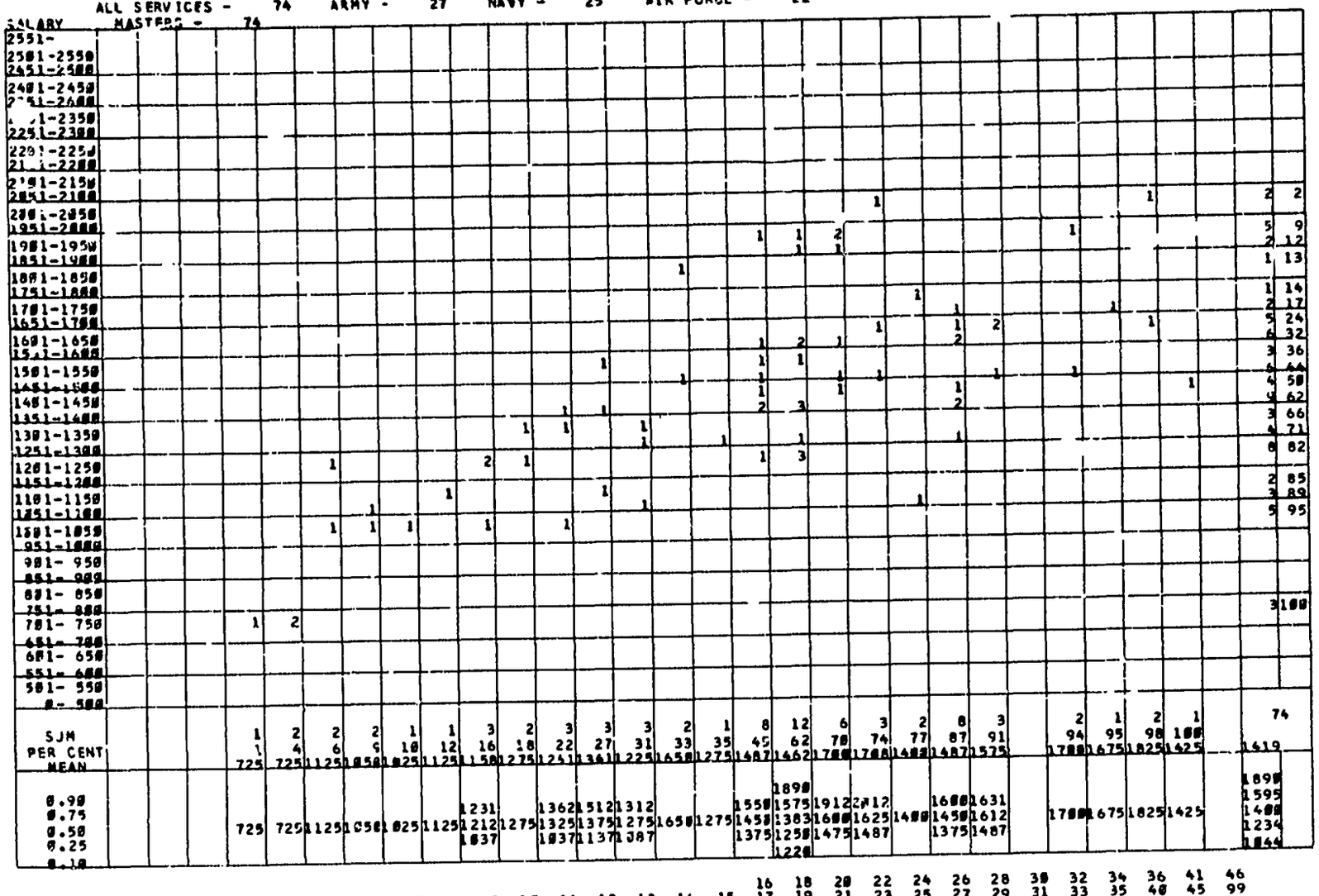

FIELD OF DEGREE - SOCIAL SCIENCE/PSYCHOLOGY

ALL SERVICES - 107 ARMY - 40 NAVY - 30 AIR FORCE - 37

SUPERVISORY

SALARY DOCTORATE - 107

SALARY	0	1	2	3	4	5	6	7	8	9	10	11	12	13	14	15	16	18	20	22	24	26	28	30	32	34	36	41	46		
																	17	19	21	23	25	27	29	31	33	35	40	45	99		
2551-																															
2501-2550																															
2451-2500																		1	2				1				2	1		7	6
2401-2450																															
2351-2400																															
2301-2350																															
2251-2300																								1						1	7
2201-2250																															
2151-2200																															
2101-2150																															
2051-2100																			2							1				3	10
2001-2050																															
1951-2000																			1			1								2	12
1901-1950																			1		2	2		1						6	17
1851-1900																		2	1			1		1						5	22
1801-1850																1		2			1	1		1			1			7	28
1751-1800																		2	2					1						5	33
1701-1750																			1											1	34
1651-1700																															
1601-1650						1			1							1	1	1					1					2		7	41
1551-1600													2	1		1		6	1	2		1					1			15	55
1501-1550											1			1		1									1	1				5	59
1451-1500										1						2	2		1			1					1			8	67
1401-1450						1			1						1			1	2					1			3			13	76
1351-1400																1	1	1	3											6	82
1301-1350										1		1						3	1		1									5	87
1251-1300										2	1	1																		4	91
1201-1250									2							2														3	94
1151-1200																															
1101-1150					1				1	1						1														4	98
1051-1100																															
1001-1050							1										1													2	100
951-1000																															
901- 950																															
851- 900																															
801- 850																															
751- 800																															
701- 750																															
651- 700																															
601- 650																															
551- 600																															
501- 550																															
0- 500																															
SUM					1	2	1		5	5	1	3	2	2	1	7	6	18	18	4	4	7	2	6	1		8	3		107	
PER CENT						2	3		8	13	14	16	18	20	21	28	33	50	67	69	73	79	81	86	87	89	97	100			
MEAN					1125	1525	1025		1325	1295	1275	1375	1575	1550	1425	1396	1466	1663	1750	1575	1750	1796	2050	1850	1525	1800	1762	1988		1628	
0.90																		1880	2455											2055	
0.75									1437	1337		1512					1625	1812	1975		1925	1931		1925			1850	2462		1838	
0.50					1129	1525	1025		1237	1287	1275	1329	1575	1550	1425	1462	1475	1591	1750	1575	1850	1875	2050	1850	1525	1800	1500	1637		1568	
0.25									1286	1256		1287				1237	1375	1554	1412		1358	1587		1775			1433	1618		1488	
0.10																		1345	1363											1271	

YEARS SINCE BACHELORS DEGREE

FIELD OF DEGREE - MATHEMATICS AND STATISTICS

ALL SERVICES - 1418 ARMY - 538 NAVY - 622 AIR FORCE - 266

NON-SUPERVISORY

SALARY BACHELORS - 1418

SALARY	0	1	2	3	4	5	6	7	8	9	10	11	12	13	14	15	16 17	18 19	20 21	22 23	24 25	26 27	28 29	30 31	32 33	34 35	36 40	41 45	46 99		
2551-																															
2501-2550																															
2451-2500																															
2401-2450																															
2351-2400																															
2301-2350																															
2251-2300																															
2201-2250																															
2151-2200																															
2101-2150																															
2051-2100																															
2001-2050																															
1951-2000																															
1901-1950																															
1851-1900																															
1801-1850																															
1751-1800																															
1701-1750																															
1651-1700																															
1601-1650																1		1											2		
1551-1600	1																3					2			1	1			8		
1501-1550																			1			1	1						3		
1451-1500														1			1	1									1		4	1	
1401-1450											2	1			1			2	2		1	1	1	1					12	2	
1351-1400							1			2	5	3	2	3		3	12	11	3	1	1	1	2	1		2			53	5	
1301-1350								1		1	1	6	1	2	2	3	4	3	1		1				1		1		28	7	
1251-1300								2	1	4	6	5	3	2	2	2	5	5			3		1	2					43	10	
1201-1250					1		2	2	8	7	2	1	4	2	2	1	4	7	3			2	3	1	2			1	55	14	
1151-1200						1		2	4	7	9	6	3	2	3	1	5	9	3	1	1	1		1		1	2	1	63	19	
1101-1150	1				4	7	14	19	13	19	11	12	3	2	3	1	4	18	2		1	3	4	1		1	2		137	28	
1051-1100	1	1		2	9	20	8	7	8	3	7	2	2		1	1	4	3	2		3		1	2			1	1	89	35	
1001-1050					2	9	9	9	8	4	3	4	1	3		1	1	3		1	2	1	2						63	39	
951-1000	2	3	30	37	31	26	12	9	6	4	3		4	1	2		3	1	1	1			1				1		178	52	
901- 950	1				2	1	4	2				1						1											12	52	
851- 900		1	18	9	7	4	5	5	1	1				1			2					1	1			1	1		58	56	
801- 850		98	65	47	24	15	3	3	1	1		1	1	1						1									261	75	
751- 800	20	37	16	5	9	1	3	1	3			1			1	1	1												99	82	
701- 750	100	59	21	9	4	4	1			1		1					1												201	96	
651- 700	2	2	3																										7	97	
601- 650	27	4	2	1	1		2																						37	99	
551- 600	2			1				1																					4	99	
501- 550																															
0- 500			1																										1	100	
SUM	157	285	156	111	94	88	64	63	53	54	49	44	24	20	17	15	51	57	18	5	13	12	17	9	4	6	9	3	1418		
PER CENT	11	25	36	44	50	57	61	66	69	73	77	80	81	83	84	85	89	93		94	95	96	97		98		99	100			
MEAN	726	785	833	869	914	972	999	1041	1076	1129	1176	1162	1150	1189	1163	1245	1226	1228	1244	1075	1194	1245	1183	1225	1337	1258	1147	1158		964	
0.90	775	842	974	987	1075	1098	1137	1167	1223	1278	1371	1346	1338	1383	1332	1391	1399	1392	1430		1385	1578	1415	1485			1455		1263		
0.75	743	826	875	965	987	1065	1103	1126	1149	1203	1264	1298	1258	1325	1268	1354	1367	1353	1375	1187	1295	1490	1287	1293	1350	1387	1193	1212	1119		
0.50	723	800	826	842	950	986	1011	1068	1096	1134	1152	1150	1166	1200	1175	1287	1255	1210	1216	1025	1175	1200	1143	1225	1250	1200	1137	1175	958		
0.25	704	738	787	812	819	875	925	978	1014	1091	1094	1104	1050	1033	1104	1137	1189	1131	1137	962	1078	1116	1062	1112	1225	1125	1062	1087	881		
0.10	625	712	722	751	774	812	886	863	952	988	1031	1005	967	988	967	1125	969	1061	1070		1032	1010	985	1072			895		723		

YEARS SINCE BACHELORS DEGREE

NON-SUPERVISORY

FIELD OF DEGREE - MATHEMATICS AND STATISTICS

ALL SERVICES - 377 ARMY - 111 NAVY - 214 AIR FORCE - 52

MASTERS - 377

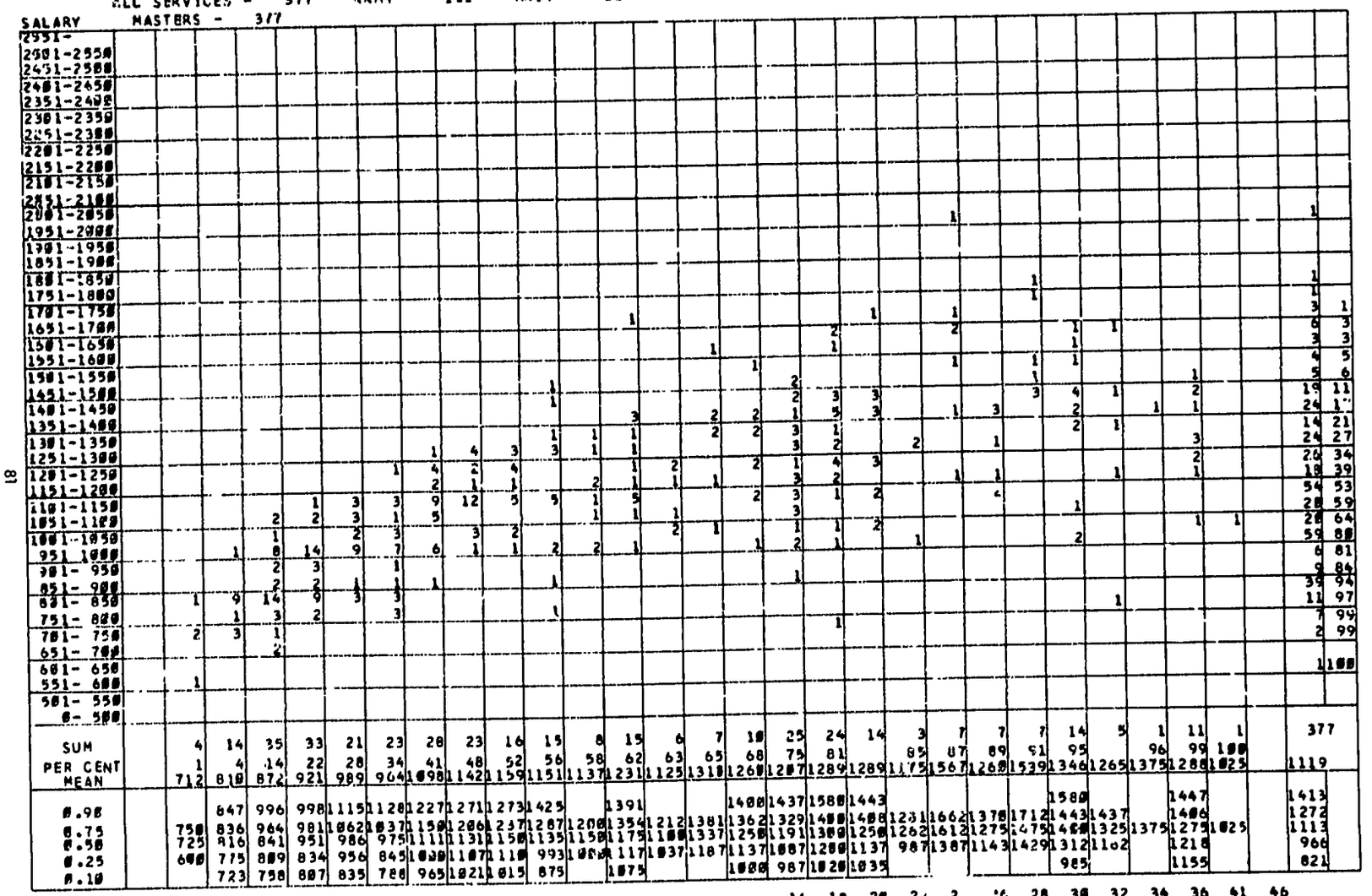

FIELD OF DEGREE - MATHEMATICS AND STATISTICS

NON-SUPERVISORY

ALL SERVICES - 56 ARMY - 12 NAVY - 29 AIR FORCE - 15

DOCTORATE - 56

SALARY	0	1	2	3	4	5	6	7	8	9	10	11	12	13	14	15	16 17	18 19	20 21	22 23	24 25	26 27	28 29	30 31	32 33	34 35	36 40	41 45	46 99	
2551-																														
2501-2550																										1				1 1
2451-2500																														
2401-2450																														
2351-2400																														
2301-2350																														
2251-2300																														
2201-2250																														
2151-2200																												1		1 3
2101-2150																														
2051-2100																														
2001-2050																														
1951-2000																														
1901-1950																	1						1						2 7	
1851-1900																		1				1	1						3 12	
1801-1850															1	1													2 16	
1751-1800																														
1701-1750																											1		1 17	
1651-1700																											1		1 19	
1601-1650																	1		1		1	2	1	1					7 32	
1551-1600										1						1		1		1	1						1		6 42	
1501-1550													1				1										1		3 48	
1451-1500									1																1				2 51	
1401-1450															1			1									1		3 57	
1351-1400																	1		1										2 60	
1301-1350									1	1		1		1												1			5 69	
1251-1300						1										1													2 73	
1201-1250											1	1	1			2		1											6 83	
1151-1200											1			1															2 87	
1101-1150						1					1																		2 91	
1051-1100							1																						1 92	
1001-1050						1											1												2 96	
951-1000				1					1																				2 100	
901- 950																														
851- 900																														
801- 850																														
751- 800																														
701- 750																														
651- 700																														
601- 650																														
551- 600																														
501- 550																														
0- 500																														
SUM				1		3	1		1	2	5	1	2	2	3	5	5	4	2	1	2	3	2	2	1	2	5	1		56
PER CENT				1		7	8		10	14	23	25	28	32	37	46	55	62	66	67	71	76	80	83	85	89	98	100		
MEAN				975		1141	1075		975	1400	1285	1225	1275	1350	1525	1425	1495	1525	1500	1575	1600	1700	1750	1775	1475	1900	1585	2175		1477
0.90																													1873	
0.75						1262					1337				1812	1587	1637	1600				1862					1687			1628
0.50				975		1125	1075		975	1400	1225	1225	1275	1350	1425	1275	1525	1450	1500	1575	1600	1637	1750	1775	1475	1900	1575	2175		1475
0.25						1037					1162				1337	1231	1362	1250				1618					1512			1241
0.10																														1115

YEARS SINCE BACHELORS DEGREE

FIELD OF DEGREE - MATHEMATICS AND STATISTICS

ALL SERVICES - 380 ARMY - 156 NAVY - 168 AIR FORCE - 64

SUPERVISORY

BACHELORS - 380

SALARY	0	1	2	3	4	5	6	7	8	9	10	11	12	13	14	15	16 17	18 19	20 21	22 23	24 25	26 27	28 29	30 31	32 33	34 35	36 40	41 45	46 99	SUPERVISORY
2551-																														
2501-2550																														
2451-2500							1												1					1					3	
2401-2450																														
2351-2400																														
2301-2350																														
2251-2300																														
2201-2250																										1			1	1
2151-2200																										1			2	1
2101-2150																					1									
2051-2100																														
2001-2050													1										1		1				3	2
1951-2000									1										1							1			3	3
1901-1950															1		2	3	2		2	1							4	4
1851-1900													1				1				1								9	6
1801-1850																2	1		2					1			1		7	8
1751-1800																	1		1						1				3	9
1701-1750													1				1	2		1									4	10
1651-1700																	1	1											2	10
1601-1650		1										1					5	5	2			1	1	1	1				18	15
1551-1600									2	2		1	2	3	2	3	3	7	2	1	1					1	2		32	23
1501-1550											1						1	1	1		1	1	1	1					8	26
1451-1500									1			1		2	1		3	2			2				1		1		14	29
1401-1450									2	2	3			1	1	2	7	8	1				4	1					26	36
1351-1400										1		1	3	2	2	2	7	4	1	2	1		2		2				38	44
1301-1350								1	3	1	3	6	4	2	2	1	7	4	4	1				1					48	55
1251-1300								1	3	2	2	4	4	1	3	1						2	1						24	61
1201-1250				1		1	1	7	8	3		2		1	1		2	5				1		1					40	71
1151-1200			2				1			2	3	4	1		1		1	2				1				1			19	76
1101-1150					1		6	5	12	4	2	1	1				1	1	1							1			39	87
1051-1100				2	2	5	3	1	3				1					2				1		1					21	92
1001-1050						1	2		2						1								1						7	94
951-1000			2	3		4	4										1												14	98
901- 950				1							1																		2	98
851- 900																		1											1	98
801- 850				1																									1	99
751- 800																														
701- 750				1	1																								2	99
651- 700																														
601- 650	1																												1	100
551- 600																														
501- 550																														
0- 500																														
SUM	1	1	4	9	4	14	24	15	37	17	15	21	13	12	15	11	38	47	19	5	8	8	12	8	6	3	6	1	380	
PER CENT			1	3	5	8	15	18	28	33	37	42	47	50	54	57	67	80	85	86	88	90	93	95	97	98	99	100		
MEAN	625	1625	1875	975	1000	1066	1172	1191	1238	1268	1268	1364	1483	1416	1375	1586	1463	1435	1619	1472	1393	1662	1487	1562	1688	1291	1816	1825	1361	
0.90				1285		1143	1248	1275	1465	1557	1441	1495	1855	1580	1587	1822	1768	1665	1959				1940						1712	
0.75			1175	1068	1100	1100	1214	1237	1295	1387	1404	1339	1556	1500	1462	1587	1615	1587	1831	1587	1500	1925	1550	1650	1775	1562	2125		1525	
0.50	625	1625	1000	975	1075	1078	1125	1216	1209	1241	1287	1293	1331	1488	1337	1437	1488	1428	1587	1387	1400	1650	1425	1450	1500	1175	1600	1825	1323	
0.25			975	912	750	993	1050	1127	1117	1154	1162	1206	1271	1325	1262	1368	1332	1389	1346	1356	1275	1250	1375	1250	1387	1137	1562		1168	
0.10				745		967	988	1105	1078	1121	1112	1163	1145	1268	1175	1385	1228	1167	1311				1260						1073	

YEARS SINCE BACHELORS DEGREE

FIELD OF DEGREE - MATHEMATICS AND STATISTICS

SUPERVISORY

ALL SERVICES - 166 ARMY - 73 NAVY - 66 AIR FORCE - 27

MASTERS - 166

SALARY	0	1	2	3	4	5	6	7	8	9	10	11	12	13	14	15	16 17	18 19	20 21	22 23	24 25	26 27	28 29	30 31	32 33	34 35	36 40	41 45	46 99	
2551-																														
2501-2550																														
2451-2500																						1							1	
2401-2450																														
2351-2400																														
2301-2350																														
2251-2300																														
2201-2250																														
2151-2200																		1	1										2	1
2101-2150																														
2051-2100																										1			1	2
2001-2050																														
1951-2000																		1	1		1					1			4	4
1901-1950																		1				2		1	1				5	7
1851-1900																		1	1	1			2						5	18
1801-1850																1	1	1	1	1			1	1					7	15
1751-1800																		1	1										2	16
1701-1750																	1						1	1					3	18
1651-1700																1		5	2		1			1		1			11	24
1601-1650														1				6	3		1		1	1	1	1			15	33
1551-1600											1				2	1	2	8				1				1			16	43
1501-1550																	3	2							1				6	46
1451-1500										1					2		1	4											9	52
1401-1450								2	1								2	2				1	1			1	1		11	59
1351-1400											1	1	1	1			2	2				1	2			1			12	66
1301-1350									2	5	1	1	3	1			1	1											15	75
1251-1300									2		1	1					2	1											7	79
1201-1250							1	1	4		2	2	1					1											12	86
1151-1200							2	2		1							1												5	90
1101-1150						1	1	1			1																		4	92
1051-1100	1				1		2	2	1																				7	96
1001-1050														1															1	97
951-1000	1			1		1													1										4	100
901- 950																														
851- 900																														
801- 850																														
751- 800																														
701- 750																														
651- 700																														
601- 650																														
551- 600																														
501- 550																														
451- 500																														
SUM	2			1	1	2	6	6	7	6	9	6	4	6	6	3	16	38	11	2	3	6	8	5	3	8	1			156
PER CENT	1			1	2	3	7	10	15	19	24	27	33	33	37	39	48	71	78	79	81	84	89	92	94	99	100			
MEAN	1825			975	1875	1850	1241	1111	1268	1300	1297	1333	1325	1333	1466	1691	1462	1596	1711	1850	1758	1783	2637	1755	1691	1650	1425			1498
0.90											1455						1720	1868	1995											1864
0.75							1187	1137	1486	1337	1337	1375	1350	1375	1562	1812	1558	1665	1862		1962	1937	1850	1837	1912	1700				1648
0.50	1825			975	1875	1850	1150	1100	1231	1300	1315	1260	1300	1333	1475	1675	1459	1587	1687	1850	1675	1600	1650	1725	1625	1600	1425			1472
0.25							1087	1037	1289	1262	1231	1237	1250	1308	1375	1587	1350	1481	1629		1637	1425	1480	1662	1537	1450				1301
0.10											1145						1265	1378	1681											1155

YEARS SINCE BACHELORS DEGREE

FIELD OF DEGREE - MATHEMATICS AND STATISTICS

ALL SERVICES - 28 ARMY - 7 NAVY - 12 AIR FORCE - 9

SUPERVISORY

DOCTORATE - 28

SALARY	0	1	2	3	4	5	6	7	8	9	10	11	12	13	14	15	16	17	18	19	20	21	22	23	24	25	26	27	28	29	30	31	32	33	34	35	36	40	41	45	46	99		
25501-																						1				1		1		1		1										5	21
25001-25500																																												
24501-25000																																												
24001-24500																																												
23501-24000																																												
23001-23500																																												
22501-23000																																												
22001-22500																																												
21501-22000																																												
21001-21500																																1				1						2	28
20501-21000																																			1			1					2	35
19501-20000																					1																2						3	46
19001-19500																															1		2		1								4	68
18501-19000																						1																						1	64
17501-18000																																												
17001-17500														1																														1	61
16501-17000																											1										1						2	75
16001-16500																						2			1		1																4	89
15501-16000																	1																										1	92
15001-15500																																												
14501-15000																																												
14001-14500										1																																	1	96
13501-14000																																												
13001-13500																																												
12501-13000																																												
12001-12500																																												
11501-12000																																												
11001-11500									1																																		1	100
10501-11000																																												
9501-10000																																												
9001-9500																																												
8501-9000																																												
8001-8500																																												
7501-8000																																												
7001-7500																																												
6501-7000																																												
6001-6500																																												
5501-6000																																												
5001-5500																																												
Under 5000																																												
SUM									1	1				1				1	1	4						1	3	2	4	1	2	5	1									28	
PER CENT									3	7				18				14	17	32						35	46	53	67	71	78	96	100										
MEAN									1875	1425				1725				1575	1925	1887						1625	1925	2175	2875	2475	1958	2815	2825									1921	
0.90																																											2476	
0.75																				1858							2462			2166				2887								2875	
0.50									1875	1425				1725				1575	1925	1658						1625	1675	2175	1988	2475	1958	1937	2825									1887	
0.25																				1625							1637			1875				1986								1658	
0.10																																												1590	

YEARS SINCE BACHELORS DEGREE

ALL ORGANIZATIONS — NON-SUPERVISORY

ALL SERVICES- 29 ARMY- 21 NAVY- 6 AIR FORCE- 2

MD/DDS/DVM- 29

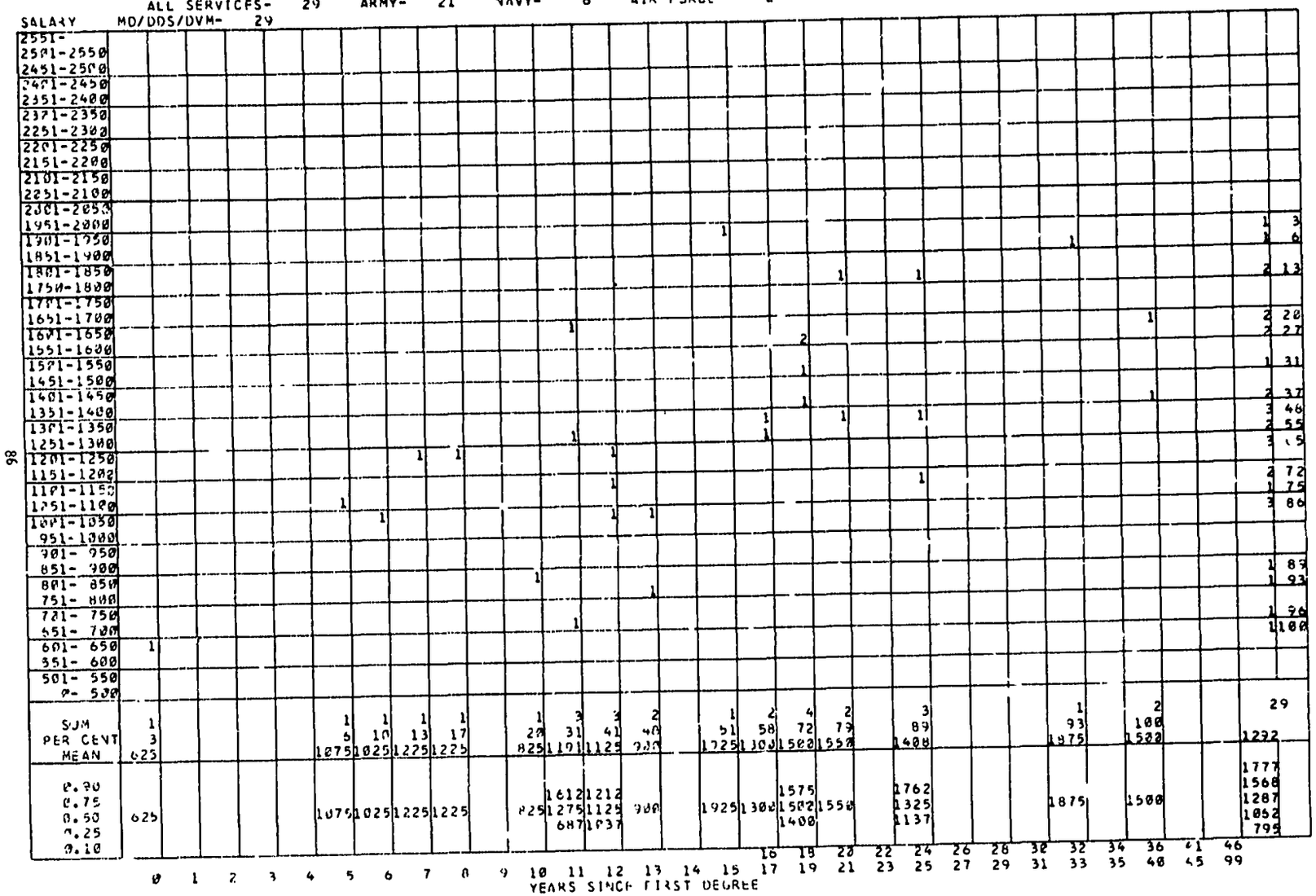

ALL ORGANIZATIONS — SUPERVISORY

ALL SERVICES- 43 ARMY- 27 NAVY- 10 AIR FORCE- 6

MD/DDS/DVM- 43

SALARY	0	1	2	3	4	5	6	7	8	9	10	11	12	13	14	15	16	17	18	19	20	21	22	23	24	25	26	27	28	29	30	31	32	33	34	35	36	40	41	45	46	59	
2551-																																											
2501-2550																					1								1				1						5		3		11	25
2451-2500																																											
2401-2450																																											
2351-2400																									1														1				2	30
2301-2350																																											
2251-2300																									1						1												2	34
2201-2250																																							1				1	37
2151-2200																																	1									2	41
2101-2150																																										3	48
2051-2100																		1									1				1											1	51
2001-2050																									1																	1	53
1951-2000																															1											3	60
1901-1950															1			1																									
1851-1900																					1				1																	1	62
1801-1850													1												1																	2	67
1750-1800														1																												1	69
1701-1750																																											
1651-1700													2																													2	74
1601-1650																		1																							1		2	76
1551-1600												1																														1	81
1501-1550																															1											1	83
1451-1500																					1																						1	86
1401-1450																																												
1351-1400														1																													1	88
1301-1350																									1																		1	90
1251-1300																																												
1201-1250										1								1																									2	95
1151-1200																																												
1101-1150																																											
1051-1100																																											
1001-1050																																											
951-1000																																											
901- 950																									1																		1	97
851- 900																				1																							1	98
801- 850																																											
751- 800																																											
701- 750																																											
651- 700																																											
601- 650																																											
551- 600																																											
501- 550																																											
0- 500																																											
SUM										1		1	3	2				4	1	3					6	1	1	4	3			2	7	3								43	
PER CENT										2		4	11	16				27	30	37					51	53	55	65	72			76	93	100									
MEAN										1175		1525	1675	1525	1925			1687	875	1988					1758	2075	2475	1925	2191			2258	2296	2475	1968								
0.90																																										2488	
0.75													1762					1950			2462				2225				2100	2462				2482	2487	2451						
0.50										1175		1525	1637	1525	1925			1600	875	1825					1900	2075	2475	1950	2125			2256	2465	2475	2025								
0.25													1618					1200			1437				1275				1500	1987				2137	2462	1593								
0.10																																										1265			

YEARS SINCE FIRST DEGREE

FIELD OF DEGREE - ALL OTHER FIELDS

NON-SUPERVISORY

ALL SERVICES - 151 ARMY - 68 NAVY - 50 AIR FORCE - 33

BACHELORS - 151

SALARY	0	1	2	3	4	5	6	7	8	9	10	11	12	13	14	15	16	17	18	19	20	21	22	23	24	25	26	27	28	29	30	31	32	33	34	35	36	40	41	45	46	99	
2551-																																										
2501-2550																																											
2451-2500																																										
2401-2450																																										
2351-2400																																										
2301-2350																																										
2251-2300																																										
2201-2250																																										
2151-2200																																										
2101-2150																																										
2051-2100																																										
2001-2050																																										
1951-2000																																										
1901-1950																																										
1851-1900																																										
1801-1850																																										
1751-1800																																										
1701-1750																																										
1651-1700																																										
1601-1650																													1												1	
1551-1600	1																																1		1						2	1
1501-1550																	1																								1	2
1451-1500													1																2				1								4	5
1401-1450												1									1								2												4	9
1351-1400																	1		1		1					1					1		1	1	1						7	12
1301-1350																	2		2														2								5	15
1251-1300					1						2				1		1		1		1												1								8	21
1201-1250				1						1		1		1			3		2		1		1				1			1	2	1								14	35
1151-1200										1				2	2		1		2			1			1						1	1								12	38
1101-1150						1	1	1	1				1	2		1	2		4		1		1	2	1					2	1	1		1						23	53
1051-1100			1			1									1				1			1			1													1		7	58
1001-1050		1	2						1	1		1	1						3		2								1											14	67
951-1000			1	1	2	1	1	1				1					3		1																					13	76
901- 950						1		2			2								1														1	1						8	81
851- 900						1			1															1															1	4	84
801- 850		1	1	1		1																																	4	86
751- 800	1	3	2	1				2																															9	92
701- 750	1			1		1																																	3	94
651- 700																																										
601- 650	1					1	1								1																									4	97
551- 600		2																																							2	98
501- 550																																										
0- 500	2																																								2	100
SJM	6	8	6	5	3	8	3	6	3	3	4	4	3	5	5	1	13	18	7	2	1	5	4	6	18	6	4	1	1	151													
PER CENT	3	9	13	16	18	23	25	29	31	33	36	39	41	44	47	48	56	68	73	74	75	78	81	85	92	96	98	99	100														
MEAN	775	888	988	985	1075	893	988	916	1088	1141	1188	1162	1288	1165	1065	1125	1194	1147	1218	1125	1125	1135	1212	1333	1228	1233	1225	1075	875	1085													
0.90																	1385	1338							1358					1377													
0.75	775	858	1012	987	1262	1088	1112	975	1112	1212	1275	1258	1462	1193	1193		1287	1237	1362			1187	1158	1462	1312	1375	1488			1229													
0.50	658	783	858	825	987	988	975	925	1025	1175	958	1058	1125	1162	1162	1125	1288	1137	1225	1125	1125	1137	1188	1425	1225	1288	1158	1075	875	1111													
0.25	487	688	787	762	968	758	637	787	887	937	925	1888	1037	1131	1062		1186	1041	1043			1186	1058	1225	1137	1125	958			956													
0.10																	971	998							1058					772													

YEARS SINCE BACHELORS DEGREE

FIELD OF DEGREE - ALL OTHER FIELDS

NON-SUPERVISORY

ALL SERVICES - 105 ARMY - 41 NAVY - 33 AIR FORCE - 31

MASTERS - 105

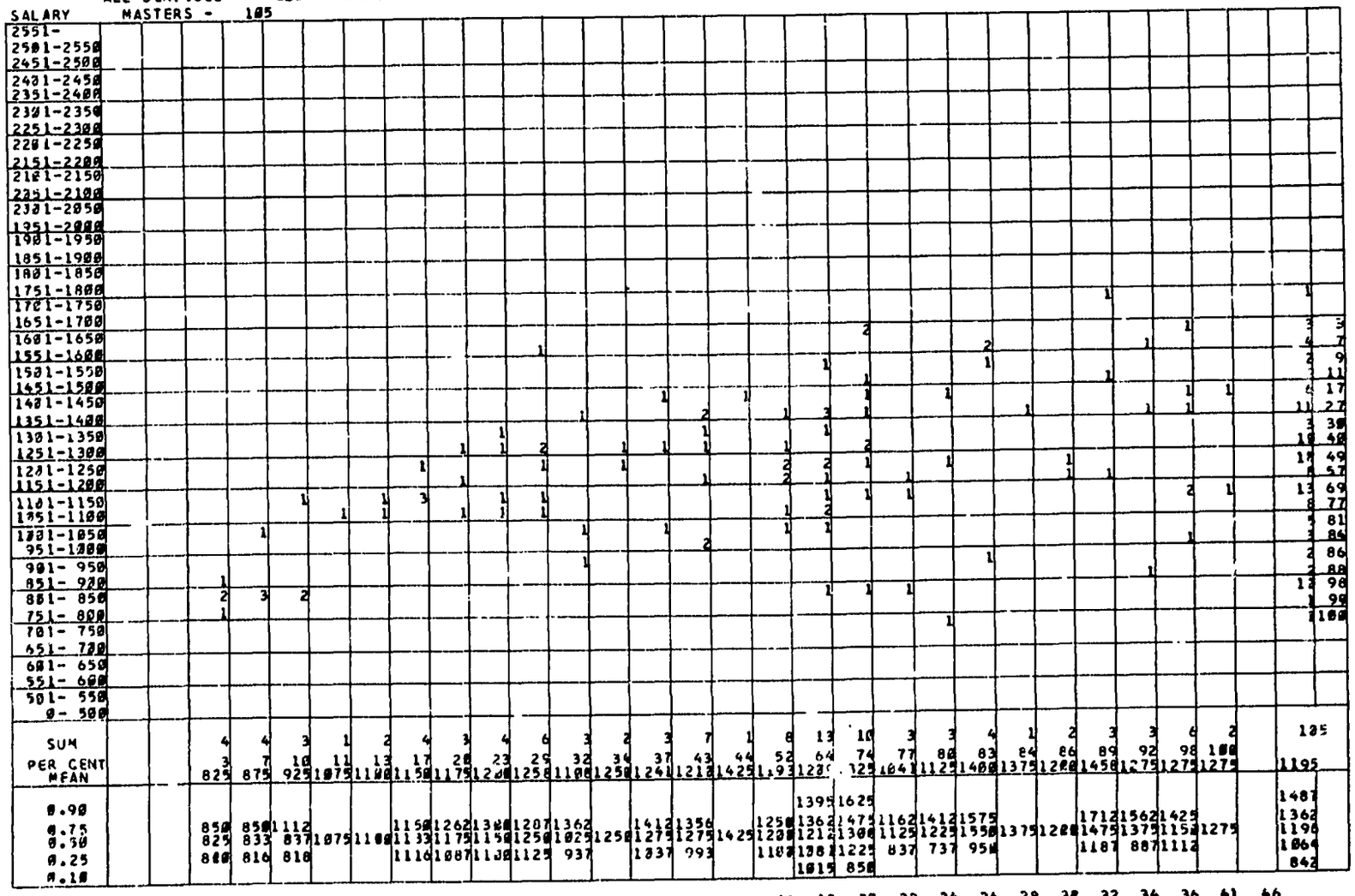

FIELD OF DEGREE - ALL OTHER FIELDS

NON-SUPERVISORY

ALL SERVICES - 13 ARMY - 10 NAVY - 2 AIR FORCE - 1

DOCTORATE - 13

SALARY	0	1	2	3	4	5	6	7	8	9	10	11	12	13	14	15	16 17	18 19	20 21	22 23	24 25	26 27	28 29	30 31	32 33	34 35	36 40	41 45	46 99	
2551-																														
2501-2550																														
2451-2500																														
2401-2450																														
2351-2400																														
2301-2350																														
2251-2300																														
2201-2250																												1		1 7
2151-2200																														
2101-2150																														
2051-2100																														
2001-2050																														
1951-2000																														
1901-1950																														
1851-1900																														
1801-1850																														
1751-1800																														
1701-1750																														
1651-1700																							1						1 15	
1601-1650																														
1551-1600																														
1501-1550																										1			1 2 38	
1451-1500																														
1401-1450																														
1351-1400																			1										1 38	
1301-1350														1														1	2 53	
1251-1300																														
1201-1250																	1												1 61	
1151-1200																														
1101-1150							1							1	1														3 84	
1051-1100																														
1001-1050																		1											1 92	
951-1000																														
901- 950																1													1 100	
851- 900																														
801- 850																														
751- 800																														
701- 750																														
651- 700																														
601- 650																														
551- 600																														
501- 550																														
0- 500																														
SUM							1							3	1	1	1	1	1				1			1		1	2	13
PER CENT							7							23	38	38	46	53	61				59			76		84	100	
MEAN							1125							1225	1125	925	1225	1825	1375				1675			1475		2225	1486	1348
0.90																													1685	
0.75																													1468	
0.50							1125							1225	1125	925	1225	1825	1375				1675			1475		2225	1486	1312
0.25																													1128	
0.10																													915	

YEARS SINCE BACHELORS DEGREE

FIELD OF DEGREE - ALL OTHER FIELDS

ALL SERVICES - 92 ARMY - 44 NAVY - 32 AIR FORCE - 16

SUPERVISORY

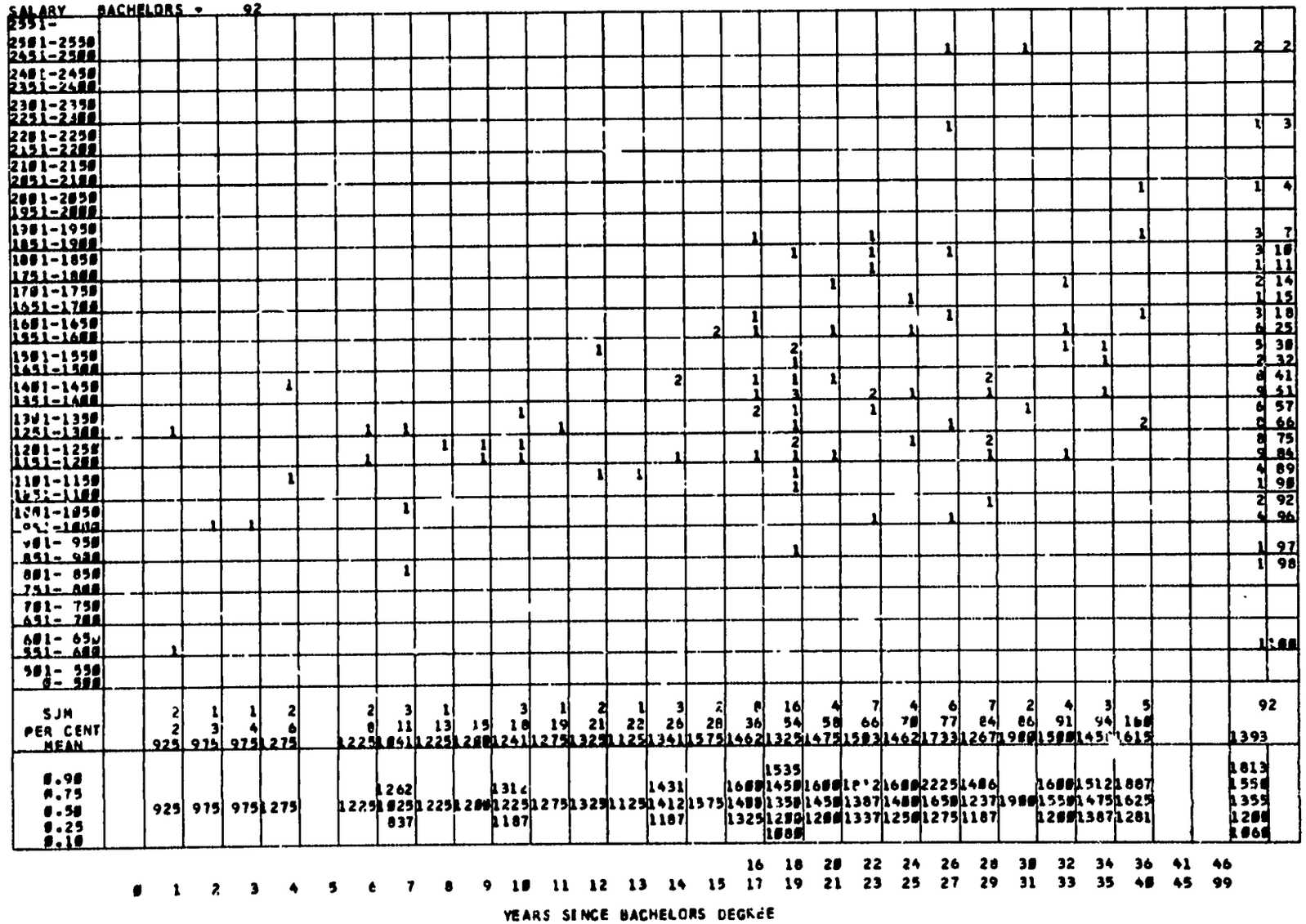

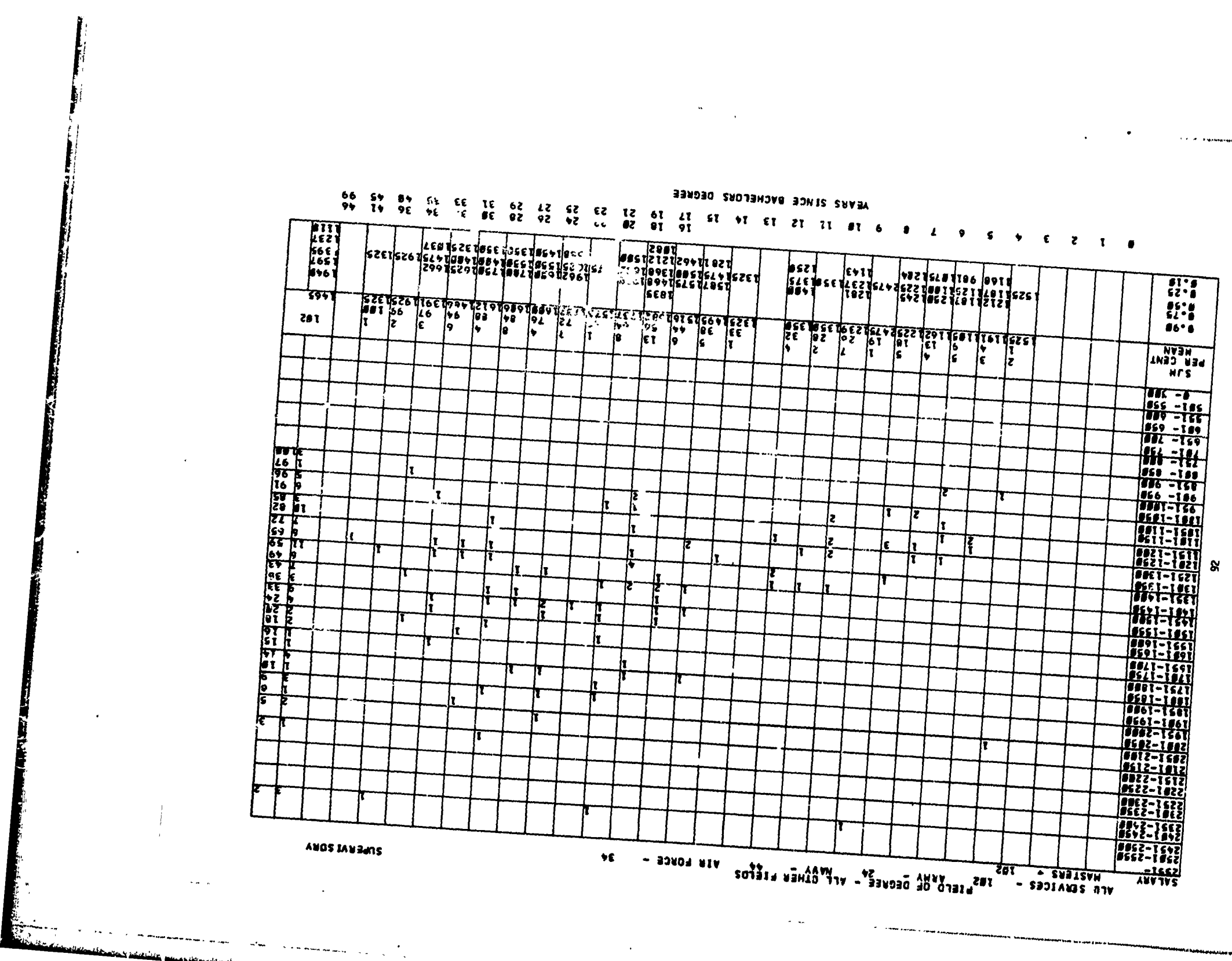
YEARS SINCE BACHELORS DEGREE
0 1 2 3 4 5 6 7 8 9 10 11 12 13 14 15 16 17 18 19 20 21 22 23 24 25 26 27 28 29 30 31 32 33 34 35 36 37 38 39 40 41 42 43 44 45 46 47 48 49 50 51 52 53 54 55 56 57 58 59 60 61 62 63 64 65 66 67 68 69 70 71 72 73 74 75 76 77 78 79 80 81 82 83 84 85 86 87 88 89 90 91 92 93 94 95 96 97 98 99
SUPERVISORY
ALL SERVICES - 182 FIELD OF DEGREE - ALL OTHER FIELDS
MASTERS 182 ARMY - 24 NAVY - 44 AIR FORCE - 34
SALARY
SUM PER CENT MEAN
0.90
0.75
0.50
0.25
0.10
0- 380
381- 550
551- 680
681- 850
851- 980
981- 1080
1081- 1180
1181- 1280
1281- 1380
1381- 1480
1481- 1580
1581- 1680
1681- 1780
1781- 1880
1881- 1980
1981- 2080
2081- 2180
2181- 2280
2281- 2380
2381- 2480
2481- 2580
2581- 2680
2681- 2780
2781-

FIELD OF DEGREE - ALL OTHER FIELDS

ALL SERVICES - 18 ARMY - 5 NAVY - 11 AIR FORCE - 2

SUPERVISORY

DOCTORATE - 18

SALARY	0	1	2	3	4	5	6	7	8	9	10	11	12	13	14	15	16 17	18 19	20 21	22 23	24 25	26 27	28 29	30 31	32 33	34 35	36 40	41 45	46 99
2551-																													
2501-2550																													
2451-2500																						1						1	5
2401-2450																													
2351-2400																													
2301-2350																													
2251-2300																													
2201-2250																													
2151-2200																													
2101-2150																													
2051-2100																													
2001-2050																													
1951-2000																													
1901-1950																							1					1	11
1851-1900																													
1801-1850																						1						1	16
1751-1800																										1		1	22
1701-1750																													
1651-1700																													
1601-1650											1								2									3	38
1551-1600																	1		1									2	58
1501-1550																				1		1						2	61
1451-1500																													
1401-1450																						1						1	66
1351-1400																													
1301-1350																													
1251-1300																													
1201-1250														1									1					2	77
1151-1200																			1									1	83
1101-1150																											1	1	88
1051-1100																													
1001-1050																1											1	2	100
951-1000																													
901- 950																													
851- 900																													
801- 850																													
751- 800																													
701- 750																													
651- 700																													
601- 650																													
551- 600																													
501- 550																													
0- 500																													
SUM											1		1			1	1		4	1		4	2			1		1	1	18
PER CENT											5		11			16	22		44	50		72	63			88		94	100	
MEAN											1625		1225			1825	1575		1588	1475		1787	1575			1775		1125	825	1588
0.90																													1918
0.75																			1625			1858							1641
0.50											1625		1225			1825	1575		1600	1475		1588	1575			1775		1125	825	1588
0.25																			1298			1488							1212
0.10																													845

YEARS SINCE BACHELORS DEGREE

NONDEGREED AND DEGREED SCIENTISTS AND ENGINEERS

Working-as Occupation: Nonsupervisory, Combined Supervisory, Level of Degree

		Page
Nonsupervisory:	No Degree	96
	Bachelor's Degrees	99
	Master's Degrees	103
	Doctorates	107
	Total Degrees	113
Combined Supervisory:	No Degree	117
	Bachelor's Degrees	120
	Master's Degrees	124
	Doctorates	128
	Total Degrees	134

OCCUPATIONAL GROUP AERO + ASTRO ENGINEERING NON-SUPERVISORY
ALL SERVICES- 31 ARMY- 4 NAVY- 10 AIR FORCE- 17
NO DEGREE- 31

	20	21	22	23	24	25	26	27	28	29	30	31	32	33	34	35	36	37	38	39	40	41	42	43	44	45	46	47	48	49	50	51	52	53	54	55	56	60	61	65	66	99	
SUM				1				1									1	1	1	1	1	3	1	1	1	4	1	3	7	3			31
PER CENT				3				6									9	12	16	19	22	32	35	38	41	54	58	67	90	100			
MEAN				625				825									1025	1225	1175	825	1175	1225	1375	1375	1225	1225	1225	1300	1382	1325			1233
0.90																																										1472
0.75																						1462				1200		1412	1562	1381			1365
0.50				625				825									1025	1225	1175	825	1175	1175	1375	1375	1225	1150	1225	1275	1241	1362			1221
0.25																						1037				1125		1237	1212	1237			1157
0.10																																										1062

AGE

OCCUPATIONAL GROUP CHEMICAL ENGINEERING NON-SUPERVISORY
ALL SERVICES- 2 ARMY- 2 NAVY- 0 AIR FORCE- 0
NO DEGREE- 2

	20	21	22	23	24	25	26	27	28	29	30	31	32	33	34	35	36	37	38	39	40	41	42	43	44	45	46	47	48	49	50	51	52	53	54	55	56	60	61	65	66	99	
SUM														1																											1	2	
PER CENT														50																											100		
MEAN														1225																											1325	1275	
0.90																																											
0.75																																											
0.50														1225																											1325	1275	
0.25																																											
0.10																																											

AGE

OCCUPATIONAL GROUP ELECTRIC + ELECTRONIC ENG NON-SUPERVISORY
ALL SERVICES- 338 ARMY- 81 NAVY- 137 AIR FORCE- 120
NO DEGREE- 338

	20	21	22	23	24	25	26	27	28	29	30	31	32	33	34	35	36	37	38	39	40	41	42	43	44	45	46	47	48	49	50	51	52	53	54	55	56	60	61	65	66	99	
SUM		1	3	1		1	3	1	2	1	3	2	3	3	4	5	9	14	18	18	21	22	28	38	34	27	49	20	7	338														
PER CENT		1	1	1		1	1	2	1	3	4	5	6	7	8	9	12	16	21	27	33	39	48	59	69	77	92	97	100															
MEAN		475	675	775		975	875	875	900	1275	1100	925	1191	1125	1112	1085	1202	1132	1125	1222	1241	1256	1235	1285	1291	1365	1302	1320	1246	1238															
0.90																	1327	1293	1286	1377	1390	1440	1420	1410	1490	1486	1468	1500		1428															
0.75			781				1062				1231		1262	1212	1150	1210	1245	1258	1225	1291	1364	1291	1316	1372	1387	1428	1381	1383	1312	1351															
0.50		475	762	775		975	787	875	900	1275	1212	925	1175	1087	1125	1125	1200	1116	1140	1215	1225	1192	1220	1281	1262	1362	1290	1282	1237	1245															
0.25			487				768				887		1137	1068	1050	931	1131	1037	1041	1156	1153	1153	1164	1208	1181	1272	1232	1225	1187	1147															
0.10																	1095	970	890	990	1011	1115	1113	1095	1092	1228	1129	1183		1044															

AGE

OCCUPATIONAL GROUP ENGINEERING MECHANICS NON-SUPERVISORY
ALL SERVICES- 173 ARMY- 105 NAVY- 47 AIR FORCE- 21
NO DEGREE- 173

	20	21	22	23	24	25	26	27	28	29	30	31	32	33	34	35	36	37	38	39	40	41	42	43	44	45	46	47	48	49	50	51	52	53	54	55	56	60	61	65	66	99	
SUM							1	2	1	1				1			3	3	3	4	13	12	15	25	16	13	36	20	4	173															
PER CENT							1	1		2				3			5	6	8	10	18	25	34	48	57	65	86	97	100															
MEAN							875	975	975	975				1225			1175	1241	1125	1175	1285	1316	1238	1223	1275	1267	1250	1235	1162	1232															
0.90																					1385	1490	1391	1412	1390	1535	1417	1400		1488															
0.75																	1212	1362	1181	1250	1293	1425	1354	1258	1350	1343	1350	1291	1225	1318															
0.50							875	975	975	975				1225			1175	1275	1162	1200	1175	1266	1193	1215	1270	1262	1260	1250	1200	1227															
0.25																	1137	1087	1037	950	1120	1225	1137	1137	1187	1137	1166	1150	1056	1148															
0.10																					1265	1282	1812	1262	1157	1185	1298	1058		1046															

AGE

OCCUPATIONAL GROUP NUCLEAR OR REACTOR ENG NON-SUPERVISORY
ALL SERVICES- 2 ARMY- 2 NAVY- 0 AIR FORCE- 0
NO DEGREE- 2

	20	21	22	23	24	25	26	27	28	29	30	31	32	33	34	35	36	38	40	42	44	46	48	50	52	54	56	61	66	
																	37	39	41	43	45	47	49	51	53	55	60	65	99	
SUM									1												1									2
PER CENT									50												100									
MEAN									625												1125									875
0.90																														
0.75																														
0.50									625												1125									875
0.25																														
0.10																														

AGE

OCCUPATIONAL GROUP PHYSICS + ASTRONOMY NON-SUPERVISORY
ALL SERVICES- 158 ARMY- 78 NAVY- 47 AIR FORCE- 41
NO DEGREE- 158

	20	21	22	23	24	25	26	27	28	29	30	31	32	33	34	35	36	38	40	42	44	46	48	50	52	54	56	61	66	
																	37	39	41	43	45	47	49	51	53	55	60	65	99	
SUM								1	1			1	2			1	3	3	7	5	9	13	17	19	16	11	27	18	5	158
PER CENT									1			1	3			3	5	6	11	14	20	28	39	51	61	68	85	96	100	
MEAN								775	825			875	1125			1025	1000	1141	1153	1151	1169	1144	1151	1361	1237	1215	1252	1216	1205	1206
0.90																					1405	1385	1615	1655	1460	1445	1441	1555		1452
0.75																					1362	1312	1237	1293	1243	1387	1394	1350	1362	1362	1312	1287	1351
0.50								775	825			875	1125			1025	1000	1075	1225	1175	1225	1181	1093	1360	1250	1175	1275	1216	1175	1204
0.25																		987	987	812	1062	1112	912	1271	1150	1118	1096	1112	981	1075
0.10																					795	732	767	1122	1015	1055	1042	948		897

AGE

OCCUPATIONAL GROUP CHEMISTRY NON-SUPERVISORY
ALL SERVICES- 37 ARMY- 26 NAVY- 5 AIR FORCE- 6
NO DEGREE- 37

	20	21	22	23	24	25	26	27	28	29	30	31	32	33	34	35	36	38	40	42	44	46	48	50	52	54	56	61	66	
																	37	39	41	43	45	47	49	51	53	55	60	65	99	
SUM			1	1				2	3	2	2	2		1	1				4	3	2	3		3	1		3	3		37
PER CENT			2	5				10	18	24	29	35		37	48				51	59	64	72		81	83		91	100		
MEAN			625	825				850	900	1025	950	1050		1225	975				1162	1108	1875	1141		1458	975		1375	1388		1153
0.90																														1615
0.75									962										1250	1212		1212		1562			1662	1412		1337
0.50			625	825				850	925	1025	950	1050		1225	975				1658	1125	1875	1175		1475	975		1375	1375		1186
0.25									837										800	987		1037		1337			1087	1137		952
0.10																														828

AGE

OCCUPATIONAL GROUP ATMO EARTH SEA SPACE SCI NON-SUPERVISORY
ALL SERVICES- 14 ARMY- 11 NAVY- 2 AIR FORCE- 1
NO DEGREE- 14

	20	21	22	23	24	25	26	27	28	29	30	31	32	33	34	35	36	38	40	42	44	46	48	50	52	54	56	61	66	
																	37	39	41	43	45	47	49	51	53	55	60	65	99	
SUM				1					1								1	1	1	2	1		1		2	2			1	14
PER CENT				7					14								21	28	35	50	57		64		78	92			100	
MEAN				775					875								975	1025	1025	1125	1125		1325		1025	1100			1225	1068
0.90																														1230
0.75																														1162
0.50				775					875								975	1025	1025	1125	1125		1325		1025	1100			1225	1050
0.25																														975
0.10																														878

AGE

OCCUPATIONAL GROUP BIOLOGY AND AGRICULTURE NON-SUPERVISORY
ALL SERVICES- 12 ARMY- 7 NAVY- 0 AIR FORCE- 5
NO DEGREE- 12

	20	21	22	23	24	25	26	27	28	29	30	31	32	33	34	35	36 37	38 39	40 41	42 43	44 45	46 47	48 49	50 51	52 53	54 55	56 60	61 65	66 99	
SUM																	1	2	1	1	2	2		1		1	1		12
PER CENT																	8	25	33	41	58	75		83		91	100		
MEAN																	1175	1250	1225	1075	1200	1250		1575		1175	1225		1237
0.90																													1390	
0.75																													1325	
0.50																	1175	1250	1225	1075	1200	1250		1575		1175	1225		1200	
0.25																													1162	
0.10																													1060	

AGE

OCCUPATIONAL GROUP ALL OTHER ENGINEERING NON-SUPERVISORY
ALL SERVICES- 11 ARMY- 7 NAVY- 4 AIR FORCE- 0
NO DEGREE- 11

	20	21	22	23	24	25	26	27	28	29	30	31	32	33	34	35	36 37	38 39	40 41	42 43	44 45	46 47	48 49	50 51	52 53	54 55	56 60	61 65	66 99	
SUM																1					1	1	2	1	2	2	1		11
PER CENT																9					18	27	45	54	72	90	100		
MEAN																925					975	975	1100	925	1075	900	825		979
0.90																													1195	
0.75																													992	
0.50																925					975	975	1100	925	1075	900	825		965	
0.25																													918	
0.10																													827	

AGE

OCCUPATIONAL GROUP MATHEMATICS + STATISTICS NON-SUPERVISORY
ALL SERVICES- 28 ARMY- 15 NAVY- 8 AIR FORCE- 5
NO DEGREE- 28

	20	21	22	23	24	25	26	27	28	29	30	31	32	33	34	35	36 37	38 39	40 41	42 43	44 45	46 47	48 49	50 51	52 53	54 55	56 60	61 65	66 99	
SUM				1			1	1			1	3			2		2	4		4		4	2	1	1		1		28
PER CENT				3			7	10			14	25			32		39	53		67		82	89	92	96		100		
MEAN				725			725	825			925	1025			975		1175	975		1125		1425	1100	775	1075		1475		1078
0.90																													1440	
0.75												1062						1000		1200		1575							1200	
0.50				725			725	825			925	1025			975		1175	975		1175		1300	1100	775	1075		1475		1050	
0.25												987						900		800		1275							900	
0.10																													770	

AGE

OCCUPATIONAL GROUP OTHER SPECIALTIES NON-SUPERVISORY
ALL SERVICES- 81 ARMY- 34 NAVY- 29 AIR FORCE- 18
NO DEGREE- 81

	20	21	22	23	24	25	26	27	28	29	30	31	32	33	34	35	36 37	38 39	40 41	42 43	44 45	46 47	48 49	50 51	52 53	54 55	56 60	61 65	66 99	
SUM							2		2			1	1	1	2		1	4	7	6	7	10	4	6	6	4	12	3	2	81
PER CENT							2		4			6	7	8	11		12	17	25	33	41	54	59	66	74	79	93	97	100	
MEAN							850		850			775	975	825	950		1175	1003	1082	1100	1225	1230	1200	1275	1233	1187	1291	1191	1375	1166
0.90																						1450					1640			1448
0.75																		1075	1181	1175	1381	1387	1200	1425	1325	1150	1400	1312		1389
0.50							850		850			775	975	825	950		1175	1050	1137	1150	1225	1200	1150	1200	1200	1100	1275	1175	1375	1156
0.25																		850	843	987	1087	1125	1125	1125	1125	1375	1150	1087		1051
0.10																						850					1068			842

AGE

OCCUPATIONAL GROUP AERO + ASTRO ENGINEERING NON-SUPERVISORY
ALL SERVICES- 724 ARMY- 167 NAVY- 253 AIR FORCE- 304
BACHELORS- 724

SUM	61	52	41	39	46	39	28	48	64	38	45	26	16	15	19	11	31	48	24	2	11	7	8	7	4	4	4	1	1	724
PER CENT	8	15	21	26	33	38	41	47	56	61	68	71	73	75	78	80	84	89		93		95	97		99			99	100	
MEAN	711	795	893	959	1015	1057	1098	1136	1185	1198	1248	1244	1343	1275	1298	1343	1316	1361	1322	1225	1375	1418	1450	1539	1225	1425	1475	1225	1225	1117
0.90	791	842	991	1075	1131	1140	1175	1245	1287	1302	1343	1398	1478	1387	1455	1572	1423	1550	1588		1595									1389
0.75	777	825	974	995	1089	1128	1148	1205	1253	1269	1315	1331	1416	1368	1392	1462	1387	1488	1391		1437	1462	1650	1612	1488	1688	1550			1286
0.50	752	795	885	969	1025	1085	1115	1136	1183	1228	1265	1266	1378	1291	1325	1337	1352	1361	1287	1225	1387	1375	1450	1475	1050	1450	1350	1225	1225	1127
0.25	633	767	821	884	956	1034	1033	1102	1119	1125	1198	1141	1275	1218	1134	1193	1245	1287	1187		1237	1343	1200	1437	1025	1188	1200			965
0.10	612	758	768	824	857	895	975	1013	1094	1058	1186	1065	1165	1037	1095	1152	1152	1116	1135		1155									788

																	16	18	20	22	24	26	28	30	32	34	36	41	46	
	0	1	2	3	4	5	6	7	8	9	10	11	12	13	14	15	17	19	21	23	25	27	29	31	33	35	40	45	99	

YEARS SINCE FIRST DEGREE

OCCUPATIONAL GROUP CHEMICAL ENGINEERING NON-SUPERVISORY
ALL SERVICES- 183 ARMY- 130 NAVY- 33 AIR FORCE- 20
BACHELORS- 183

SUM	16	10	4	8	5	10	4	11	11	7	5	2	5	4	4	2	12	20	4	3	5	2	8	3	5	4	7	1	3	183
PER CENT	8	14	16	20	23	28	31	37	43	46	49	50	52	54	56	57	64	75	77	79	81	83	87	89	91	93	97	98	100	
MEAN	715	795	837	875	975	985	1062	1084	1078	1183	1185	1188	1158	1258	1858	1325	1137	1382	1175	1241	1275	1375	1268	1225	1365	1337	1289	1525	1191	1096
0.90	792	848				1150		1140	1181								1295	1500												1397
0.75	788	825	875	930	995	995	1050	1127	1154	1137	1143		1212	1358	1100		1250	1400	1250	1362	1387		1358	1412	1537	1450	1412		1262	1221
0.50	768	808	850	837	975	975	1025	1104	1100	1108	1112	1100	1179	1200	1008	1325	1150	1250	1150	1225	1325	1375	1250	1275	1225	1150	1312	1525	1175	1105
0.25	638	768	800	812	954	954	1000	1062	1012	1068	1062		1087	1158	975		1000	1162	1100	1137	1162		1050	987	1162	1050	1137		1137	962
0.10	606	758				850		977	955								970	1050												785

																	16	18	20	22	24	26	28	30	32	34	36	41	46	
	0	1	2	3	4	5	6	7	8	9	10	11	12	13	14	15	17	19	21	23	25	27	29	31	33	35	40	45	99	

YEARS SINCE FIRST DEGREE

OCCUPATIONAL GROUP ELECTRIC + ELECTRONIC ENG NON-SUPERVISORY
ALL SERVICES- 3030 ARMY- 752 NAVY- 1593 AIR FORCE- 685
BACHELORS- 3030

SUM	221	193	195	208	184	224	195	179	163	123	147	81	66	61	61	51	161	193	54	14	37	38	50	33	27	23	35	9	4	3030
PER CENT	7	13	20	26	33	40	46	52	58	62	67	69	71	73	75	77	82	89		91	92	94	95	96	97	98		99	100	
MEAN	751	809	884	954	997	1058	1085	1124	1144	1183	1211	1285	1252	1269	1247	1284	1288	1382	1325	1296	1326	1398	1382	1346	1378	1338	1346	1247	1175	1098
0.90	796	855	988	1048	1092	1144	1192	1237	1253	1329	1341	1345	1423	1388	1399	1472	1441	1443	1488	1493	1591	1730	1750	1578	1582	1578	1608	1359		1377
0.75	784	831	967	989	1063	1116	1138	1181	1221	1262	1293	1299	1347	1352	1369	1398	1383	1386	1428	1456	1412	1575	1481	1487	1455	1481	1478	1334	1225	1245
0.50	765	800	868	969	989	1065	1101	1125	1136	1171	1202	1209	1244	1246	1246	1287	1291	1318	1350	1388	1352	1480	1366	1362	1362	1312	1362	1386	1288	1188
0.25	718	769	819	950	962	1003	1023	1078	1101	1115	1148	1127	1164	1163	1142	1162	1184	1198	1195	1212	1202	1225	1253	1252	1249	1179	1229	1284	1188	963
0.10	622	751	785	848	877	961	968	1085	1023	1045	1182	1038	1088	1187	1103	1077	1063	1125	1124	1078	1085	1045	1016	1057	1169	1121	1058	1265		795

																	16	18	20	22	24	26	28	30	32	34	36	41	46	
	0	1	2	3	4	5	6	7	8	9	10	11	12	13	14	15	17	19	21	23	25	27	29	31	33	35	40	45	99	

YEARS SINCE FIRST DEGREE

OCCUPATIONAL GROUP ENGINEERING MECHANICS NON-SUPERVISORY
ALL SERVICES- 1715 ARMY- 858 NAVY- 650 AIR FORCE- 207
BACHELORS- 1713

SUM	138	98	110	89	98	83	85	111	81	67	76	37	36	28	33	43	95	126	48	8	28	34	29	31	31	24	44	13	5	1715
PER CENT	7	13	19	24	30	35	40	46	51	55	59	62	64	65	67	70	75	83	85	86	87	89	91	93	94	96	98	99	100	
MEAN	739	797	884	944	1083	1238	1278	1097	1132	1154	1188	1166	1156	1155	1187	1218	1267	1261	1275	1243	1185	1264	1331	1258	1263	1279	1281	1332	1886	1088
0.90	796	841	993	1051	1098	1134	1155	1185	1259	1288	1324	1328	1335	1355	1361	1387	1398	1446	1478		1388	1498	1785	1622	1445	1332	1547	1492		1361
0.75	781	826	968	988	1061	1097	1120	1139	1158	1206	1270	1247	1258	1262	1259	1384	1364	1375	1378	1366	1262	1325	1387	1398	1343	1408	1384	1393	1187	1226
0.50	755	881	853	963	989	1027	1083	1114	1124	1139	1178	1171	1158	1138	1178	1228	1285	1264	1388	1288	1183	1239	1278	1212	1275	1283	1281	1312	1075	1108
0.25	631	772	818	875	963	973	1017	1052	1101	1107	1123	1087	1104	1058	1112	1131	1169	1134	1150	1158	1133	1181	1187	1045	1171	1113	1175	1232	1012	964
0.10	689	794	795	819	884	958	965	973	1038	1045	1078	995	1087	972	1021	1055	1144	1066	1010		845	873	1125	974	1055	1028	1088	1182		791

																	16	18	20	22	24	26	28	30	32	34	36	41	46	
	0	1	2	3	4	5	6	7	8	9	10	11	12	13	14	15	17	19	21	23	25	27	29	31	33	35	40	45	99	

YEARS SINCE FIRST DEGREE

OCCUPATIONAL GROUP NUCLEAR OR REACTOR ENG NON-SUPERVISORY
ALL SERVICES- 19 ARMY- 14 NAVY- 5 AIR FORCE- 0
BACHELORS- 19

SUM	1			1	1	1	2	1	3		3							1	2	1			1			1				19
PER CENT	5			10	15	21	31	36	52		68							73	84	89			94			100				
MEAN	975			975	825	875	1000	925	1075		1091							1275	1375	1375			1575			1375				1127
0.90									1212		1212																		1388
0.75									1125		1175																		1353
0.50	975			975	825	875	1000	925	887		887							1275	1375	1375			1575			1375				1125
0.25																														918
0.10																														865
	0	1	2	3	4	5	6	7	8	9	10	11	12	13	14	15	16 17	18 19	20 21	22 23	24 25	26 27	28 29	30 31	32 33	34 35	36 40	41 45	46 99	

YEARS SINCE FIRST DEGREE

OCCUPATIONAL GROUP PHYSICS + ASTRONOMY NON-SUPERVISORY
ALL SERVICES- 1980 ARMY- 786 NAVY- 861 AIR FORCE- 333
BACHELORS- 1983

SUM	127	127	100	94	79	111	81	116	119	69	85	64	54	49	35	38	133	158	64	16	23	52	51	35	29	27	43	11	3	1980
PER CENT	5	11	16	21	25	31	35	41	47	50	55	58	61	63	65	67	74	82	85	86	87	89	92	94	95	97		99	100	
MEAN	727	794	898	944	992	1025	1055	1109	1134	1161	1208	1227	1279	1213	1226	1255	1272	1303	1264	1253	1329	1351	1346	1339	1428	1794	1338	1128	1225	1122
0.90	795	843	993	1038	1118	1142	1159	1242	1247	1295	1347	1368	1386	1394	1393	1410	1448	1470	1432	1570	1628	1645	1648	1553	1702	1515	1635	1272		1391
0.75	781	826	972	987	1059	1105	1125	1155	1205	1247	1294	1306	1323	1317	1306	1365	1371	1384	1373	1337	1437	1458	1503	1487	1552	1354	1431	1212	1281	1276
0.50	758	797	871	966	986	1023	1069	1120	1127	1140	1184	1233	1269	1187	1252	1258	1267	1300	1263	1200	1365	1333	1331	1325	1362	1291	1388	1158	1262	1128
0.25	634	766	819	875	968	967	994	1046	1078	1104	1127	1137	1113	1128	1155	1155	1158	1218	1170	1133	1229	1237	1148	1146	1228	1207	1183	1037	1137	974
0.10	610	733	781	816	859	863	953	970	1017	1032	1075	1036	981	1045	1025	1060	1080	1115	1036	1038	1315	1102	1088	1025	1165	978	1107	955		799
	0	1	2	3	4	5	6	7	8	9	10	11	12	13	14	15	16 17	18 19	20 21	22 23	24 25	26 27	28 29	30 31	32 33	34 35	36 40	41 45	46 99	

YEARS SINCE FIRST DEGREE

OCCUPATIONAL GROUP CHEMISTRY NON-SUPERVISORY
ALL SERVICES- 1134 ARMY- 410 NAVY- 560 AIR FORCE- 164
BACHELORS- 1134

SUM	113	107	80	85	64	62	73	73	40	44	49	42	32	22	22	21	61	57	24	5	10	13	8	7	5	7	4	3	1	1134
PER CENT	9	19	26	33	39	45	51	57	61	65	69	73	76	78	80	81	87	92		94	95	96	97		98			99	100	
MEAN	735	788	857	893	933	994	1024	1068	1086	1121	1161	1233	1181	1236	1384	1296	1250	1324	1295	1515	1470	1478	1318	1189	1475	1525	1262	1241	1125	1048
0.90	793	839	976	998	1054	1117	1142	1161	1250	1270	1295	1372	1368	1378	1548	1399	1423	1491	1565		1558	1685								1360
0.75	781	821	886	971	998	1063	1108	1133	1145	1260	1254	1325	1288	1318	1391	1379	1367	1387	1398	1637	1512	1537	1425	1262	1493	1862	1350	1362		1199
0.50	763	791	843	878	964	995	1025	1084	1100	1131	1172	1233	1166	1208	1275	1293	1243	1327	1283	1575	1437	1387	1275	1162	1462	1391	1200	1275	1125	1021
0.25	687	763	810	823	857	961	966	1016	1200	1041	1087	1145	1100	1168	1193	1206	1143	1232	1183	1412	1406	1368	1225	1087	1412	1362	1050	1087		829
0.10	618	729	770	797	814	826	873	938	875	980	998	1086	1020	1105	1152	1113	1061	1117	1078		1300	1315								767
	0	1	2	3	4	5	6	7	8	9	10	11	12	13	14	15	16 17	18 19	20 21	22 23	24 25	26 27	28 29	30 31	32 33	34 35	36 40	41 45	46 99	

YEARS SINCE FIRST DEGREE

OCCUPATIONAL GROUP ATMO EARTH SEA SPACE SCI NON-SUPERVISORY
ALL SERVICES- 529 ARMY- 347 NAVY- 124 AIR FORCE- 58
BACHELORS- 529

SUM	16	18	15	14	16	21	28	12	20	18	14	23	19	17	14	7	49	78	25	14	14	21	17	16	18	3	9	3		529
PER CENT	3	6	9	11	14	18	22	24	28	32	34	39	42	45	48	49	59	72	77	79	82	86	89	92	96	97	99	100		
MEAN	759	736	775	814	837	855	925	954	1017	1036	1058	1046	1153	1069	1167	1253	1142	1169	1151	1160	1139	1172	1201	1208	1241	1162	1236	1058		1061
0.90	1020	840	841	989	895	1045	1275	1130	1208	1160	1146	1235	1252	1188	1536		1327	1333	1310	1243	1265	1365	1407	1470	1410		1405			1289
0.75	783	806	829	862	845	971	980	1150	1116	1129	1125	1154	1204	1143	1362	1137	1220	1247	1215	1208	1225	1268	1247	1283	1337	1208	1329	1112		1191
0.50	750	775	808	808	827	831	916	975	971	1375	1050	1058	1171	1058	1137	1108	1132	1173	1150	1150	1150	1158	1212	1208	1187	1158	1275	1037		1098
0.25	637	687	762	765	809	765	850	880	950	950	981	943	1129	1093	1075	787	1051	1102	1103	1115	1062	1102	1154	1066	1135	1050	1112	1018		916
0.10	607	495	587	722	790	702	812	778	820	840	955	871	981	935	820		989	975	1038	1070	1010	985	1017	980	1108		1072			784
	0	1	2	3	4	5	6	7	8	9	10	11	12	13	14	15	16 17	18 19	20 21	22 23	24 25	26 27	28 29	30 31	32 33	34 35	36 40	41 45	46 99	

YEARS SINCE FIRST DEGREE

OCCUPATIONAL GROUP BIOLOGY AND AGRICULTURE NON-SUPERVISORY
ALL SERVICES- 68 ARMY- 33 NAVY- 14 AIR FORCE- 21
BACHELORS- 68

	0	1	2	3	4	5	6	7	8	9	10	11	12	13	14	15	16	17	18	19	20	21	22	23	24	25	26	27	28	29	30	31	32	33	34	35	36	40	41	45	46	99	
SUM	3	1	1	3		5	4	3	2	3	5	2	2	2	3	2	5	6	3	1	3	1	3	3	2																		68
PER CENT	4	5	7	11		19	25	29	32	36	44	47	50	52	57	60	67	76	80	82	86	88	92	97	100																		
MEAN	741	675	725	1041		945	987	1009	925	1258	1155	1225	1250	1200	1325	1300	1215	1333	1158	1075	1300	1175	1441	1530	1250																		1159
0.90																																										1402
0.75	762			1262		979	1075	1112		1312	1187				1412		1337	1375	1231		1431		2212	1812																		1288
0.50	737	675	725	975		958	1000	1025	925	1275	1125	1225	1250	1200	1287	1300	1225	1200	1212	1075	1412	1175	1225	1425	1250																		1158
0.25	718			887		912	850	887		1187	1081				1268		1112	1137	1037		1087		887	1287																			991
0.10																																										858

YEARS SINCE FIRST DEGREE

OCCUPATIONAL GROUP ALL OTHER ENGINEERING NON-SUPERVISORY
ALL SERVICES- 138 ARMY- 100 NAVY- 19 AIR FORCE- 11
BACHELORS- 136

	0	1	2	3	4	5	6	7	8	9	10	11	12	13	14	15	16	17	18	19	20	21	22	23	24	25	26	27	28	29	30	31	32	33	34	35	36	40	41	45	46	99	
SUM	4	7	5	8	2	4	3	4	5	6	10	3	2	2	1	7	15	16	6	3	6	1	4	1		1	4															138
PER CENT	3	8	12	18	20	23	25	28	32	36	44	46	48	.	56	56	67	80	84	86	91	92	95	96		96	100																
MEAN	558	639	685	637	675	662	741	675	895	725	875	888	775	775	875	896	1085	1083	1083	1041	1100	875	1075	875		925	937																858
0.90											950						1191	1220																									1158
0.75	688	712	629	716		725	762	725	937	775	925	1012				978	1154	1075	1175	1112	1175		1200				1000																984
0.50	558	581	688	625	675	650	737	650	775	725	850	775	775	775	875	956	993	975	1000	1025	1000	875	950	875		925	950																866
0.25	588	559	581	575		600	718	625	712	637	762	637				787	887	933	937	987	975		850				850																784
0.10											650						787	830																									598

YEARS SINCE FIRST DEGREE

OCCUPATIONAL GROUP SOC ANTHRO ECON + PSYCH NON-SUPERVISORY
ALL SERVICES- 88 ARMY- 23 NAVY- 43 AIR FORCE- 14
BACHELORS- 88

	0	1	2	3	4	5	6	7	8	9	10	11	12	13	14	15	16	17	18	19	20	21	22	23	24	25	26	27	28	29	30	31	32	33	34	35	36	40	41	45	46	99	
SUM	4	7	5	7	8	8	5	1	5	2	3	3	1	1	2	3	6	3	1	1	1			1	1		1															88
PER CENT	5	13	20	28	38	48	55	56	62	65	68	72	73	75	77	81	88	92	93	95	96			97	98		100																
MEAN	687	546	615	696	812	868	955	1125	965	1100	1241	1275	725	1125	1150	1158	1166	975	1275	1375	1175			475	1425		1475																915
0.90																																										1298
0.75	688	582	637	731	1016	1025	1043		1037		1281	1312				1512	1187	1362																									1143
0.50	575	565	591	637	750	1000	1012	1125	975	1100	1262	1275	725	1125	1150	1375	1150	787	1275	1375	1175			475	1425		1475																1000
0.25	568	493	570	623	650	688	912		912		1187	1237				587	1125	768																									688
0.10																																										562

YEARS SINCE FIRST DEGREE

OCCUPATIONAL GROUP MATHEMATICS + STATISTICS NON-SUPERVISORY
ALL SERVICES- 1102 ARMY- 422 NAVY- 483 AIR FORCE- 197
BACHELORS- 1102

	0	1	2	3	4	5	6	7	8	9	10	11	12	13	14	15	16	17	18	19	20	21	22	23	24	25	26	27	28	29	30	31	32	33	34	35	36	40	41	45	46	99	
SUM	142	152	122	93	88	63	55	52	42	41	26	29	22	15	13	16	37	38	9	6	18	8	8	7	4	5	8	4	1														1102
PER CENT	12	26	37	46	53	59	64	68	72	76	78	81	83	84	85	86	90	93	94		95	96	97			98		99	100														
MEAN	724	781	831	858	898	967	991	1033	1275	1116	1175	1137	1145	1158	1125	1288	1191	1228	1152	1188	1179	1181	1068	1153	1212	1185	1188	1178	875	962													
0.90	772	841	973	984	1025	1089	1136	1149	1218	1265	1373	1338	1363	1387	1285	1383	1387	1483	1377		1309																							1228
0.75	742	825	873	961	981	1057	1104	1119	1147	1195	1281	1197	1275	1312	1196	1356	1345	1354	1337	1187	1275	1288	1125	1262	1258	1368	1158	1288															1098
0.50	723	795	826	836	925	987	1089	1044	1100	1126	1175	1146	1175	1138	1156	1300	1215	1212	1137	1100	1175	1137	1075	1125	1150	1175	1116	1100	875	984													
0.25	703	732	784	807	813	893	912	958	1010	1078	1091	1081	1075	1029	1104	1162	1054	1125	1062	975	1079	1112	825	1268	1050	1112	1000	950		782													
0.10	624	709	718	748	756	887	791	852	952	963	978	865	978	875	937	1100	957	1065	865		825										717													

YEARS SINCE FIRST DEGREE

OCCUPATIONAL GROUP OTHER SPECIALTIES NON-SUPERVISORY
ALL SERVICES- 747 ARMY- 343 NAVY- 260 AIR FORCE- 144
BACHELORS- 747

SUM	36	33	37	32	32	38	35	35	41	38	40	18	13	21	15	16	31	25	23	11	12	27	20	22	11	14	16	3	2	747
PER CENT	4	9	14	18	22	27	32	37	42	47	53	55	57	60	62	64	71	78	81	82	84	88	90	93	95	97		99	100	
MEAN	750	761	843	918	935	964	1040	1069	1093	1144	1222	1111	1194	1244	1248	1215	1319	1265	1229	1311	1304	1310	1317	1204	1261	1317	1340	1125	1125	1115
0.90	920	837	987	1040	1078	1112	1175	1212	1281	1296	1337	1327	1367	1398	1579	1420	1581	1587	1495	1645	1420	1562	1600	1440	1495	1680	1520			1395
0.75	785	839	897	984	996	1071	1128	1145	1149	1253	1300	1275	1316	1359	1306	1300	1392	1366	1362	1502	1350	1420	1400	1325	1301	1475	1433	1362		1274
0.50	753	776	828	953	967	977	1075	1095	1115	1172	1250	1133	1225	1241	1237	1187	1306	1240	1241	1241	1257	1325	1266	1183	1225	1250	1375	1025	1125	1123
0.25	700	742	773	828	840	841	972	981	1020	1085	1121	1025	1156	1120	1137	1135	1212	1125	1087	1087	1250	1160	1150	1091	1043	1125	1250	987		962
0.10	613	615	717	760	780	810	837	837	877	970	1050	740	965	1005	1062	1030	1126	1025	965	1205	1220	985	1112	960	1002	1060	1130			780
																	16	18	20	22	24	26	28	30	32	34	36	41	46	
	0	1	2	3	4	5	6	7	8	9	10	11	12	13	14	15	17	19	21	23	25	27	29	31	33	35	40	45	99	

YEARS SINCE FIRST DEGREE

OCCUPATIONAL GROUP AERO + ASTRO ENGINEERING NON-SUPERVISORY
ALL SERVICES- 157 ARMY- 29 NAVY- 73 AIR FORCE- 55
MASTERS- 157

SUM		6	5	7	8	9	12	7	14	12	9	8	7	1	4	3	7	4	7	3	7	4	1	3	3	1	4	1		157
PER CENT		3	7	11	16	22	29	34	43	50	56	61		66	69	71	75	78	82	84	89	91	92	94		96	99	100		
MEAN		808	845	939	1037	1041	1137	1146	1207	1212	1225	1268	1182	1325	1275	1408	1375	1412	1310	1500	1360	1400	1625	1691	1675	1375	1437	1225		1214
0.90						1205	1230		1340	1395	1455																			1315
0.75		831	845	982	1083	1045	1208	1231	1287	1380	1318	1325	1362		1375	1512	1562	1500	1612	1581	1431	1400		1962	1962		1500			1344
0.50		812	825	965	1050	1000	1125	1175	1216	1216	1225	1275	1091	1325	1250	1375	1375	1350	1225	1562	1375	1350	1625	1725	1725	1375	1350	1225		1211
0.25		707	804	887	983	978	1087	1037	1112	1100	1162	1225	1062		1150	1337	1218	1250	1093	1387	1237	1300		1387	1337		1150			1062
0.10						961	1065		1060	1055	995																			961

																	16	18	20	22	24	26	28	30	32	34	36	41	46	
	0	1	2	3	4	5	6	7	8	9	10	11	12	13	14	15	17	19	21	23	25	27	29	31	33	35	40	45	99	

YEARS SINCE FIRST DEGREE

OCCUPATIONAL GROUP CHEMICAL ENGINEERING NON-SUPERVISORY
ALL SERVICES- 34 ARMY- 26 NAVY- 5 AIR FORCE- 3
MASTERS- 34

SUM				3	2	1		3	2	1	2		1	1	4			3	1		1	1	2	1	2		1	2		34
PER CENT				8	14	17		26	32	35	41		44	47	53			67	70		73	76	82	85	91		94	100		
MEAN				891	1088	1075		1058	1075	975	1225		1225	975	1187			1150	1175		1325	1075	1025	1425	1100		1275	1275		1117
0.90																														1315
0.75				962				1081							1300			1212												1241
0.50				875	1088	1075		1062	1075	975	1225		1225	975	1150			1137	1175		1325	1075	1025	1425	1100		1275	1275		1118
0.25				837				1037							1000			1118												995
0.10																														898

																	16	18	20	22	24	26	28	30	32	34	36	41	46	
	0	1	2	3	4	5	6	7	8	9	10	11	12	13	14	15	17	19	21	23	25	27	29	31	33	35	40	45	99	

YEARS SINCE FIRST DEGREE

OCCUPATIONAL GROUP ELECTRIC + ELECTRONIC ENG NON-SUPERVISORY
ALL SERVICES- 574 ARMY- 141 NAVY- 337 AIR FORCE- 96
MASTERS- 574

SUM	2	17	16	33	58	46	56	52	38	36	27	15	15	11	11	7	28	32	18	4	2	7	10	9	9	6	12	3	2	574
PER CENT		3	6	11	21	29	39	48	54	60	64	67	70	72	74	75	80	85	88		89	91	92	94	95	97		99	100	
MEAN	1025	881	859	918	1016	1048	1112	1110	1163	1188	1241	1228	1301	1320	1215	1275	1300	1385	1222	1362	1075	1389	1315	1469	1425	1571	1343	1691	775	1168
0.90		846	988	999	1123	1168	1236	1240	1283	1338	1388	1391	1562	1572	1399		1510	1690	1685				1650	1655	1685		1690			1423
0.75		833	988	982	1082	1113	1160	1147	1243	1275	1386	1354	1412	1412	1382	1381	1480	1525	1387	1350		1712	1425	1587	1510	1575	1400	1731		1298
0.50	1025	812	835	955	1085	1058	1117	1120	1144	1200	1263	1225	1275	1312	1355	1225	1356	1378	1200	1380	1075	1375	1250	1437	1437	1500	1362	1712	775	1129
0.25		778	815	852	967	978	1035	1070	1102	1118	1147	1121	1168	1218	1312	1168	1183	1233	993	1150		1137	1175	1337	1312	1425	1150	1637		1084
0.10		735	803	810	920	955	981	998	1050	1057	1107	1025	1112	1105	1205		1030	1120	960				1075	1315	1245		1060			928

																	16	18	20	22	24	26	28	30	32	34	36	41	46	
	0	1	2	3	4	5	6	7	8	9	10	11	12	13	14	15	17	19	21	23	25	27	29	31	33	35	40	45	99	

YEARS SINCE FIRST DEGREE

OCCUPATIONAL GROUP ENGINEERING MECHANICS NON-SUPERVISORY
ALL SERVICES- 228 ARMY- 87 NAVY- 118 AIR FORCE- 23
MASTERS- 228

SUM	1	8	7	11	14	7	18	13	21	9	7	13	4	4	5	3	16	15	9	3	6	7	6	5	3	1	3	7		228
PER CENT		3	7	11	17	21	28	34	43	47	50	56	59	60	63	64	71	78	82	83	85	89	91	93		95	96	100		
MEAN	825	[illegible]	889	926	985	1083	1066	1151	1129	1161	1217	1278	1175	1350	1235	1091	1231	1345	1288	1325	1458	1268	1367	1345	1380	1225	1341	1298		1164
0.90				999	1115		1205	1237	1239	1305		1395					1423	1475	1427											1410
0.75		833	978	992	997	1135	1131	1217	1287	1237	1256	1362	1325	1350	1243	1212	1388	1486	1337	1412	1775	1378	1425	1537	1512		1612	1512		1270
0.50	825	816	875	955	977	1126	1060	1137	1155	1137	1225	1306	1133	1200	1212	1037	1233	1312	1262	1325	1488	1356	1388	1325	1275	1225	1275	1325		1157
0.25		800	818	834	958	1106	1012	1110	1081	1031	1187	1212	1100	1100	1162	1018	1150	1221	1220	1237	1225	1137	1262	1212	1137		1137	1037		1031
0.10				813	878		898	965	977	995		1082					1065	1175	1145											897

																	16	18	20	22	24	26	28	30	32	34	36	41	46	
	0	1	2	3	4	5	6	7	8	9	10	11	12	13	14	15	17	19	21	23	25	27	29	31	33	35	40	45	99	

YEARS SINCE FIRST DEGREE

OCCUPATIONAL GROUP NUCLEAR OR REACTOR ENG NON-SUPERVISORY
ALL SERVICES- 7 ARMY- 4 NAVY- 2 AIR FORCE- 1
MASTERS- 7

	0	1	2	3	4	5	6	7	8	9	10	11	12	13	14	15	16 17	18 19	20 21	22 23	24 25	26 27	28 29	30 31	32 33	34 35	36 40	41 45	46 99	
SUM									1	1			1			2			1								1			7
PER CENT									14	28			42			71			85								100			
MEAN									1125	1075			1175			1375			2375								1575			1296
0.90																														1387
0.75																														1358
0.50									1125	1075			1175			1375			1375								1575			1137
0.25																														
0.10																														

YEARS SINCE FIRST DEGREE

OCCUPATIONAL GROUP PHYSICS + ASTRONOMY NON-SUPERVISORY
ALL SERVICES- 554 ARMY- 178 NAVY- 319 AIR FORCE- 65
MASTERS- 554

	0	1	2	3	4	5	6	7	8	9	10	11	12	13	14	15	16 17	18 19	20 21	22 23	24 25	26 27	28 29	30 31	32 33	34 35	36 40	41 45	46 99	
SUM	11	23	32	37	18	36	31	25	31	24	15	10	11	16	19	23	46	25	8	14	9	17	12	10	12	13	10	1	554	
PER CENT	1	6	11	18	21	28	33	38	44	48	51	53	55	60	63	67	76	80	82	84	86	89	91	93	95	98	99	100		
MEAN	815	851	989	952	1091	1077	1091	1139	1168	1200	1198	1187	1281	1293	1246	1383	1337	1365	1262	1275	1352	1357	1458	1498	1488	1321	1325	775	1182	
0.90	844	977	995	1091	1260	1285	1144	1240	1322	1345	1335	1360	1505	1426	1485	1445	1565	1662		1540	1705	1615	1795	1800	1596	1785	1450		1468	
0.75	836	881	976	999	1175	1140	1132	1217	1239	1300	1262	1275	1343	1388	1354	1393	1412	1518	1350	1475	1537	1468	1600	1737	1546	1618	1387		1338	
0.50	822	831	933	978	1100	1100	1111	1136	1175	1216	1189	1183	1283	1308	1258	1343	1357	1369	1275	1308	1275	1362	1400	1458	1303	1325	1325	775	1156	
0.25	808	807	831	854	985	1000	1047	1112	1115	1120	1143	1116	1218	1183	1137	1140	1225	1187	1000	1075	1181	1153	1325	1275	1300	987	1175		1007	
0.10	800	771	810	812	958	955	1001	987	959	1023	1087	1065	1140	1130	1045	1103	1145	1112		985	1145	1035	1062	1058	1113	935	1058		863	

YEARS SINCE FIRST DEGREE

OCCUPATIONAL GROUP CHEMISTRY NON-SUPERVISORY
ALL SERVICES- 491 ARMY- 153 NAVY- 259 AIR FORCE- 79
MASTERS- 491

	0	1	2	3	4	5	6	7	8	9	10	11	12	13	14	15	16 17	18 19	20 21	22 23	24 25	26 27	28 29	30 31	32 33	34 35	36 40	41 45	46 99	
SUM	9	16	23	34	29	35	40	36	32	30	13	16	11	19	13	23	36	16	4	7	10	13	6	4	5	8	1	2	491	
PER CENT	1	5	9	16	22	29	37	45	51	57	60	63	65	69	72	77	84	87	88	90	92	94	95	96	97		99	100		
MEAN	808	825	907	925	957	996	1018	1118	1148	1195	1144	1212	1188	1275	1267	1385	1359	1458	1187	1467	1485	1340	1516	1612	1365	1531	1775	975	1168	
0.90	842	928	984	1048	1131	1148	1137	1260	1240	1337	1205	1373	1395	1505	1535	1467	1588	1585			1600	1635								1467
0.75	831	833	973	988	1129	1107	1100	1158	1214	1279	1229	1340	1312	1382	1379	1387	1442	1525	1400	1612	1562	1418	1675	1800	1637	1625				1303
0.50	812	800	895	960	969	982	1011	1123	1135	1183	1175	1258	1175	1275	1237	1337	1370	1400	1000	1525	1366	1275	1425	1600	1275	1550	1775	975	1125	
0.25	787	771	847	832	865	879	963	1050	1087	1119	1106	1188	1043	1168	1150	1257	1278	1371	850	1337	1262	1204	1425	1200	1362	1250				978
0.10	765	754	813	807	819	886	900	1005	1028	1050	965	1026	1082	1045	1057	1187	1148	1354		1175	1115									835

YEARS SINCE FIRST DEGREE

OCCUPATIONAL GROUP ATMO EARTH SEA SPACE SCI NON-SUPERVISORY
ALL SERVICES- 289 ARMY- 108 NAVY- 78 AIR FORCE- 31
MASTERS- 289

	0	1	2	3	4	5	6	7	8	9	10	11	12	13	14	15	16 17	18 19	20 21	22 23	24 25	26 27	28 29	30 31	32 33	34 35	36 40	41 45	46 99	
SUM		1	1	3	3	10	3	7	1	12	7	6	7	9	7	6	21	29	13	5	11	9	13	10	5	1	7	2		289
PER CENT		1	2	3	8	10		13	19	22	25	29	33	36	39		49	63	69	72	77	81	86	92		95	99	100		
MEAN		875	875	891	930	975	1010	975	1029	1075	1091	1239	1136	1153	1288		1217	1171	1267	1215	1284	1252	1248	1235	1355	1125	1283	1075		1159
0.90						1050				1135				1355			1365	1368	1385		1399	1555	1442	1488						1377
0.75				962	962	991	1081	1186		1112	1131	1212	1356	1260	1262	1275	1312	1247	1247	1368	1382	1387	1293	1341	1443		1331				1278
0.50		875	775	875	875	920	1062	1025	975	1037	1075	1125	1262	1137	1175	1200	1218	1169	1215	1325	1355	1191	1212	1302	1412	1125	1275	1075		1168
0.25				787	837	858	787	893		1009	1010	975	1137	1062	993	1137	1162	1078	1178	1212	1243	1154	1154	1162	1181		1287				1038
0.10						808				868				895			1027	998	1153		1282	845	865	988						886

YEARS SINCE FIRST DEGREE

OCCUPATIONAL GROUP BIOLOGY AND AGRICULTURE NON-SUPERVISORY
ALL SERVICES- 73 ARMY- 23 NAVY- 18 AIR FORCE- 32
MASTERS- 73

	0	1	2	3	4	5	6	7	8	9	10	11	12	13	14	15	16	17	18	19	20	21	22	23	24	25	26	27	28	29	30	31	32	33	34	35	36	40	41	45	46	99	
SUM		1	2	5	5	4	7	1	1	1	4	6	2	2	4	2	5	3	3	2	4	4	2		1	1	1																73
PER CENT		1	4	10	17	23	32	34	35	36	42	50	53	56	61	64	71	75	79	82	87	93	95		97	98	100																
MEAN		825	900	845	975	975	1017	1225	1125	975	1212	1200	1300	1325	1225	1450	1395	1250	1450	1500	1112	1262	1225		1375	1575	1275																1172
0.90																																										1492
0.75				868	987	1000	1040				1200	1262					1300				1437	1412	1581		1250	1300																	1343
0.50		825	900	841	975	975	1018	1225	1125	975	1150	1200	1300	1325	1200	1450	1387	1225	1562	1500	1150	1150	1225		1375	1575	1275																1155
0.25				828	962	950	993				1000	1162			1150		1356	1137	1237		750	1050																					988
0.10																																										882

YEARS SINCE FIRST DEGREE

OCCUPATIONAL GROUP ALL OTHER ENGINEERING NON-SUPERVISORY
ALL SERVICES- 96 ARMY- 66 NAVY- 18 AIR FORCE- 12
MASTERS- 96

	0	1	2	3	4	5	6	7	8	9	10	11	12	13	14	15	16	17	18	19	20	21	22	23	24	25	26	27	28	29	30	31	32	33	34	35	36	40	41	45	46	99	
SUM		1	1	4	4	2	2	4	2	4	3	3	4	4	3	3	8	15	5	1	3	6	5	5	1	1	2																96
PER CENT		1	2	6	10	12	14	18	20	25	28	31	35	39	42	45	54	69	75	76	79	85	90	95	96	97	100																
MEAN		575	725	662	687	775	700	875	700	825	888	825	1012	887	941	1100	1112	1081	1105	975	858	1160	1135	1125	1275	925	900																968
0.90																		1225																										1273
0.75				725	750			1000		850	862	881	1056	1000	1112	1412	1200	1143	1237		912	1325	1287	1187																		1138
0.50		575	725	650	630	775	700	800	700	825	787	862	1000	850	875	1025	1150	1112	1125	975	875	1200	1025	1025	1275	925	900																964
0.25				600	600			750		800	768	737	900	750	837	887	950	984	1062		787	975	981	981																		810
0.10																		956																										714

YEARS SINCE FIRST DEGREE

OCCUPATIONAL GROUP SOC ANTHRO ECON + PSYCH NON-SUPERVISORY
ALL SERVICES- 119 ARMY- 38 NAVY- 52 AIR FORCE- 37
MASTERS- 119

	0	1	2	3	4	5	6	7	8	9	10	11	12	13	14	15	16	17	18	19	20	21	22	23	24	25	26	27	28	29	30	31	32	33	34	35	36	40	41	45	46	99	
SUM				5	7	8	6	10	8	6	6	4	3	3	4	5	4	8	9	6		2	3		2	5	2	2	1															119
PER CENT				4	10	16	21	30	36	42	47	50	52	55	58	63	66	73	80	85		87	89		91	95	97	99	100															
MEAN				729	732	887	983	935	900	1329	1133	1025	1179	1275	1100	1175	1187	1275	1225	1066		1275	1291		1225	1365	1825	1650	1425															1074
0.90								1050											1577																										1383
0.75				743	742	1025	1041	1031	1033	1112	1175	1125	1362	1381	1200	1329	1350	1300	1393	1225			1362			1487																		1251
0.50				712	731	900	1016	1000	800	1325	1125	1100	1125	1362	1150	1300	1050	1250	1187	1050		1275	1275		1225	1425	1825	1650	1425																1048
0.25				581	709	750	875	787	750	975	1075	900	1037	1087	900	1112	1025	1175	1112	925			1237			1262																		889
0.10								750											745																										732

YEARS SINCE FIRST DEGREE

OCCUPATIONAL GROUP MATHEMATICS + STATISTICS NON-SUPERVISORY
ALL SERVICES- 298 ARMY- 86 NAVY- 159 AIR FORCE- 45
MASTERS- 298

	0	1	2	3	4	5	6	7	8	9	10	11	12	13	14	15	16	17	18	19	20	21	22	23	24	25	26	27	28	29	30	31	32	33	34	35	36	40	41	45	46	99	
SUM		4	13	27	21	19	16	18	19	14	12	7	9	5	8	5	19	17	18	3	6	6	3	10	3	1	11	4																298
PER CENT		1	5	15	22	28	34	40	47	52	56	58	61	63	66	67	74	80	83	84	86	88	90	93	94	95	98	100																
MEAN		712	817	863	929	988	953	1097	1138	1157	1145	1096	1112	995	1268	1165	1193	1286	1258	1288	1558	1258	1641	1258	1491	1375	1297	1137																1099
0.90			848	989	999	1118	1128	1228	1268	1265	1448		1355				1485	1687	1425					1433			1472																	1388
0.75		750	837	964	981	1078	1033	1146	1206	1231	1348	1162	1147	1043	1358	1237	1320	1396	1387	1362	1637	1375	1762	1408	1312		1431	1158																1242
0.50		725	819	837	952	984	966	1114	1128	1150	1138	1087	1129	1012	1316	1137	1175	1325	1250	1275	1550	1200	1725	1358	1175	1379	1287	1125																1103
0.25		600	801	803	856	954	833	1058	1045	1106	1088	491	1118	962	1208	1106	1079	1178	1125	987	1375	1137	1437	1075	787		1187	1058																962
0.10			732	735	813	831	798	963	997	1028	868		949				981	1035	1225					975			1185																	818

YEARS SINCE FIRST DEGREE

OCCUPATIONAL GROUP OTHER SPECIALTIES NON-SUPERVISORY
ALL SERVICES- 249 ARMY- 90 NAVY- 98 AIR FORCE- 61
MASTERS- 249

SUM	3	7	10	8	13	12	14	16	13	15	5	9	11	6	5	16	23	10	4	3	9	8	11	4	4	10	3		249
PER CENT	1	4	8	11	15	20	25	32	37	43	45	48	53	55	57	64	73	77	79	80	83	87	91	93	94	98	100		
MEAN	691	896	895	943	970	995	1100	1084	1121	1221	1135	1213	1175	1183	1355	1384	1283	1385	1087	1541	1363	1325	1315	1475	1112	1625	1291		1196
0.90			990		1150	1140	1265	1370	1246	1475		1655	1372			1585	1561	1950			1955		1595			1900			1554
0.75	812	970	975	1000	995	1075	1212	1150	1221	1406	1287	1337	1312	1325	1437	1450	1456	1437	[illegible]	1912	1437	1450	1531	1600	1350	1675	1512		1362
0.50	775	875	900	900	970	987	1100	1110	1135	1225	1075	1225	1175	1150	1337	1383	1275	1250	1150	1475	1362	1200	1237	1450	900	1575	1275		1176
0.25	487	829	825	850	887	900	1025	900	1102	1060	1012	1062	1034	1112	1306	1275	1193	1075	800	1237	1162	1166	1143	1300	875	1437	1087		994
0.10			750		750	855	885	830	957	937		845	1013			1140	1015	1000			1045		1102			1350			868

																16	18	20	22	24	26	28	30	32	34	36	41	46	
0	1	2	3	4	5	6	7	8	9	10	11	12	13	14	15	17	19	21	23	25	27	29	31	33	35	40	45	99	

YEARS SINCE FIRST DEGREE

OCCUPATIONAL GROUP AERO + ASTRO ENGINEERING NON-SUPERVISORY
ALL SERVICES- 23 ARMY- 4 NAVY- 10 AIR FORCE- 9
DOCTORATE- 23

	0	1	2	3	4	5	6	7	8	9	10	11	12	13	14	15	16 17	18 19	20 21	22 23	24 25	26 27	28 29	30 31	32 33	34 35	36 40	41 45	46 99	
SUM						2			2	1	2	2	1		1	1	2	2	2	1		1	1				1	1		23
PER CENT						8			17	21	30	39	43		47	52	60	69	78	82		86	91				95	100		
MEAN						1200			1350	1475	1300	1250	1325		1475	1425	1400	1500	1650	1675		1825	1825				1775	1525		1461
0.90																														1785
0.75																														1662
0.50						1200			1350	1475	1300	1250	1325		1475	1425	1400	1500	1650	1675		1825	1825				1775	1525		1425
0.25																														1279
0.10																														1221

YEARS SINCE FIRST DEGREE

OCCUPATIONAL GROUP CHEMICAL ENGINEERING NON-SUPERVISORY
ALL SERVICES- 9 ARMY- 5 NAVY- 4 AIR FORCE- 0
DOCTORATE- 9

	0	1	2	3	4	5	6	7	8	9	10	11	12	13	14	15	16 17	18 19	20 21	22 23	24 25	26 27	28 29	30 31	32 33	34 35	36 40	41 45	46 99	
SUM									1	1		2	1	1							1	1		1						9
PER CENT									11	22		44	55	66							77	88		100						
MEAN									1125	1075		1525	1325	1025							1375	1525		1525						1336
0.90																														1538
0.75																														1521
0.50									1125	1075		1525	1325	1025							1375	1525		1525						1375
0.25																														1112
0.10																														1045

YEARS SINCE FIRST DEGREE

OCCUPATIONAL GROUP ELECTRIC + ELECTRONIC ENG NON-SUPERVISORY
ALL SERVICES- 42 ARMY- 11 NAVY- 18 AIR FORCE- 13
DOCTORATE- 42

	0	1	2	3	4	5	6	7	8	9	10	11	12	13	14	15	16 17	18 19	20 21	22 23	24 25	26 27	28 29	30 31	32 33	34 35	36 40	41 45	46 99	
SUM	1			1	3	3	1	2	2	3	3	1	2	3	2	3	1		2		1	1	1	1		1	3		1	42
PER CENT	2			4	11	19	21	26	38	38	45	47	52	59	64	71	73		78		80	83	85	88		90	97		100	
MEAN	1425			1275	1175	1441	1275	1288	1375	1391	1275	1225	1150	1575	1175	1300	1375		1250		1275	1275	1625	1425		1525	1575		1375	1347
0.90																														1595
0.75					1231	1762				1462	1312			2062		1562											1762			1441
0.50	1425			1275	1212	1287	1275	1288	1375	1425	1275	1225	1150	1525	1175	1225	1375		1250		1275	1275	1625	1425		1525	1575		1375	1285
0.25					1087	1268				1287	1237			1137		1137											1387			1225
0.10																														1128

YEARS SINCE FIRST DEGREE

OCCUPATIONAL GROUP ENGINEERING MECHANICS NON-SUPERVISORY
ALL SERVICES- 17 ARMY- 8 NAVY- 8 AIR FORCE- 1
DOCTORATE- 17

	0	1	2	3	4	5	6	7	8	9	10	11	12	13	14	15	16 17	18 19	20 21	22 23	24 25	26 27	28 29	30 31	32 33	34 35	36 40	41 45	46 99	
SUM					1	3		1			2						3	2		3				1			1			17
PER CENT					5	23		29			41						58	70		88				94			100			
MEAN					1025	1025		1175			1125						1225	1550		1425				1225			1725			1306
0.90																														1715
0.75						1062											1262			1437										1412
0.50					1025	1025		1175			1125						1225	1550		1425				1225			1725			1225
0.25						987											1187			1412										1062
0.10																														1011

YEARS SINCE FIRST DEGREE

OCCUPATIONAL GROUP NUCLEAR OR REACTOR ENG NON-SUPERVISORY
ALL SERVICES- 3 ARMY- 0 NAVY- 3 AIR FORCE- 0
DOCTORATE- 3

	0	1	2	3	4	5	6	7	8	9	10	11	12	13	14	15	16 17	18 19	20 21	22 23	24 25	26 27	28 29	30 31	32 33	34 35	36 40	41 45	46 99	
SUM					1								1						1											3
PER CENT					33								66						100											
MEAN					975								1429						1675											1358
0.90																														1662
0.75																														1425
0.50					975								1429						1675											987
0.25																														
0.10																														

YEARS SINCE FIRST DEGREE

OCCUPATIONAL GROUP PHYSICS + ASTRONOMY NON-SUPERVISORY
ALL SERVICES- 124 ARMY- 51 NAVY- 59 AIR FORCE- 14
DOCTORATE- 124

	0	1	2	3	4	5	6	7	8	9	10	11	12	13	14	15	16 17	18 19	20 21	22 23	24 25	26 27	28 29	30 31	32 33	34 35	36 40	41 45	46 99	
SUM					5	4	7	9	5	9	11	7	8	7	8	2	9	4	6	5	3	7	2	1	2	3	1	3	1	124
PER CENT					4	7	12	20	24	31	40	45	52	58	64	66	73	76	81	85	87	90	91	92	94	97	96	99	100	
MEAN					1145	1200	1082	1136	1155	1225	1252	1246	1288	1318	1306	1275	1358	1325	1358	1445	1508	1558	1715	2075	1500	1975	1575	1638	1825	1388
0.90								1227		1355	1347						1555													1613
0.75					1137	1250	1112	1187	1193	1293	1380	1331	1259	1462	1375		1395	1375	1475	1937	1612	1681						1631		1393
0.50					1041	1200	1062	1131	1162	1237	1260	1225	1208	1312	1275	1275	1358	1358	1380	1225	1575	1662	1725	2075	1500	1975	1575	1612	1825	1259
0.25					1028	1150	1029	1103	1062	1131	1137	1143	1156	1237	1200		1386	1250	1225	1062	1337	1337						1587		1137
0.10								1049		1095	1055						1222													1043

YEARS SINCE FIRST DEGREE

OCCUPATIONAL GROUP CHEMISTRY NON-SUPERVISORY
ALL SERVICES- 340 ARMY- 91 NAVY- 183 AIR FORCE- 66
DOCTORATE- 340

	0	1	2	3	4	5	6	7	8	9	10	11	12	13	14	15	16 17	18 19	20 21	22 23	24 25	26 27	28 29	30 31	32 33	34 35	36 40	41 45	46 99	
SUM		1			4	7	24	19	23	16	11	24	19	18	15	11	24	25	17	6	13	13	5	3	3	6	17	7	7	340
PER CENT		0			1	3	10	16	22	27	38	37	43	48	53	56	63	70	75	77	81	85	86	87	88	92	95	97	100	
MEAN		1875			1050	1053	1081	1119	1131	1196	1228	1258	1248	1344	1358	1325	1484	1561	1592	1558	1567	1689	1665	1625	1558	1888	1888	1539	1568	1376
0.90							1182	1231	1245	1292	1345	1443	1452	1518	1625	1572	1619	1862	1882		1985	1967					2478			1888
0.75					1058	1081	1133	1202	1193	1262	1262	1333	1332	1443	1512	1412	1558	1645	1647	1712	1687	1868	1893	1712	1712	2858	2243	1912	1862	1556
0.50		1875			1025	1043	1068	1112	1143	1212	1218	1248	1262	1379	1291	1291	1378	1556	1625	1575	1441	1612	1862	1675	1575	1788	1875	1425	1575	1386
0.25					1000	1021	1027	1039	1046	1150	1143	1137	1162	1237	1225	1237	1318	1387	1462	1387	1362	1462	1462	1487	1387	1488	1462	1368	1287	1157
0.10							1018	1015	1003	1048	1102	1085	1015	1178	1137	1155	1217	1312	1317		1162	1165					1317			1042

YEARS SINCE FIRST DEGREE

OCCUPATIONAL GROUP ATMO EARTH SEA SPACE SCI NON-SUPERVISORY
ALL SERVICES- 182 ARMY- 84 NAVY- 73 AIR FORCE- 25
DOCTORATE- 182

	0	1	2	3	4	5	6	7	8	9	10	11	12	13	14	15	16 17	18 19	20 21	22 23	24 25	26 27	28 29	30 31	32 33	34 35	36 40	41 45	46 99	
SUM				1	5	6	9	10	8	7	9	3	8	7	6	7	19	18	15	3	6	3	6	6	1	2	11	4	2	182
PER CENT				0	3	6	11	17	21	25	30	31	36	40	43	47	57	67	75	77	80	82	85	86	86	87	93	96	98	100	
MEAN				825	1065	1041	1086	1128	1218	1196	1186	1288	1318	1268	1291	1332	1296	1319	1368	1541	1388	1625	1483	1488	1675	1488	1434	1588	1475	1291
0.90							1289	1275			1327						1427	1588	1587								1895			1578
0.75					1137	1062	1118	1187	1308	1253	1243	1312	1375	1356	1341	1387	1378	1487	1462	1912	1412	1812	1375	1437			1712	1558		1379
0.50				825	1037	1037	1081	1108	1208	1212	1191	1225	1325	1287	1316	1358	1315	1258	1368	1375	1388	1625	1388	1358	1675	1488	1291	1488	1475	1265
0.25					1006	1019	1053	1037	1108	1137	1154	1087	1256	1237	1137	1137	1184	1193	1243	1337	1225	1437	1262	1275			1237	1388		1148
0.10							995	1088			1322						1147	1168	1125								1185			1048

YEARS SINCE FIRST DEGREE

OCCUPATIONAL GROUP BIOLOGY AND AGRICULTURE NON-SUPERVISORY
ALL SERVICES- 33 ARMY- 12 NAVY- 6 AIR FORCE- 15
DOCTORATE- 33

	0	1	2	3	4	5	6	7	8	9	10	11	12	13	14	15	16	17	18	19	20	21	22	23	24	25	26	27	28	29	30	31	32	33	34	35	36	40	45	99	
SUM					1		2	1		1	2	2		1	2	3	6	2	5	2			1				1	1												33
PER CENT					3		9	12		15	21	27		38	36	45	63	69	84	98			93				96	100												
MEAN					1025		1175	1275		1125	1275	1075		1475	1450	1208	1483	1275	1465	1525			1325				1475	1875												1362
.90																																								1596
.75																1562	1575		1561																					1529
.50					1025		1175	1275		1125	1275	1075		1475	1450	1125	1458	1275	1525	1525			1325				1475	1875												1337
.25																937	1375		1362																					1284
.10																																								1082

YEARS SINCE FIRST DEGREE

OCCUPATIONAL GROUP ALL OTHER ENGINEERING NON-SUPERVISORY
ALL SERVICES- 68 ARMY- 37 NAVY- 18 AIR FORCE- 13
DOCTORATE- 68

	0	1	2	3	4	5	6	7	8	9	10	11	12	13	14	15	16	17	18	19	20	21	22	23	24	25	26	27	28	29	30	31	32	33	34	35	36	40	45	99	
SUM							2	4	5	2	5	6	2	2		2		5	5	2	1	1	2	1	2	1	5	4	1												68
PER CENT							3	10	18	21	38	48	43	46		50		58	66	78	71	73	76	78	81	83	91	98	100												
MEAN							975	975	1085	1025	1085	1083	1100	1200		1275		1215	1295	1375	1125	1425	1375	1825	1575	1625	1325	1200	1425												1187
.90																																								1525
.75								1033	1045		1218	1125						1237	1343								1537	1400												1333
.50							975	1016	1025	1025	1125	1100	1100	1200		1275		1141	1312	1375	1125	1425	1375	1825	1575	1625	1225	1200	1425												1125
.25								858	1064		1012	1037						1120	1212								1031	750												1031
.10																																								1083

YEARS SINCE FIRST DEGREE

OCCUPATIONAL GROUP SOC ANTHRO ECON + PSYCH NON-SUPERVISORY
ALL SERVICES- 71 ARMY- 22 NAVY- 35 AIR FORCE- 14
DOCTORATE- 71

	0	1	2	3	4	5	6	7	8	9	10	11	12	13	14	15	16	17	18	19	20	21	22	23	24	25	26	27	28	29	30	31	32	33	34	35	36	40	45	99	
SUM					3	3	1	3	3	4	2	4	1	3		1	6	11	10	1	1	3		2	2		6	1												71
PER CENT					4	8	9	14	18	23	28	32	33	38		39	47	63	77	78	80	84		87	90		90	100												
MEAN					1100	891	1125	1191	1125	1150	1275	1187	1275	1341		1225	1416	1338	1355	1925	1875	1558		1425	1425		1600	1575												1317
.90																			1495	1500																					1569
.75					11	21	1131			1231	1137	1225		1288		1513		1437	1431	1425			1662				1925													1426
.50					91	1112	1125	1212	1125	1100	1275	1150	1275	1325		1225	1488	1325	1366	1825	1875	1575		1425	1425		1450	1575												1295
.25					1037			137	1112	1075		1125		1187			1362	1221	1262			1437				1412													1167
.10																		1201	1200																					1105

YEARS SINCE FIRST DEGREE

OCCUPATIONAL GROUP MATHEMATICS + STATISTICS NON-SUPERVISORY
ALL SERVICES- 54 ARMY- 15 NAVY- 29 AIR FORCE- 10
DOCTORATE- 54

	0	1	2	3	4	5	6	7	8	9	10	11	12	13	14	15	16	17	18	19	20	21	22	23	24	25	26	27	28	29	30	31	32	33	34	35	36	40	45	99	
SUM					1		3	1	1	1	3	5		3	1	5	4	5	6	2	2	1	2	1	3		1	5												54
PER CENT					1		7	9	11	12	16	27		33	35	48	48	57	68	72	75	77	81	83	88		98	100												
MEAN					975		1141	1075	1075	975	1275	1285		1325	1175	1525	1462	1385	1441	1325	1475	1625	1750	1625	1791		1325	1685												1487
.90																																								1818
.75							1262				1462	1337		1412		1813	1688	1537	1575						1912		1693												1685
.50					975		1125	1875	1875	975	1325	1225		1325	1175	1425	1250	1387	1350	1325	1475	1625	1750	1625	1825		1325	1662												1375
.25							1037				1037	1162		1237		1337	1225	1356	1237						1637			1512												1220
.10																																								1068

YEARS SINCE FIRST DEGREE

OCCUPATIONAL GROUP
ALL SERVICES- 75
DOCTORATE- 75

OTHER SPECIALTIES
ARMY- 34 NAVY- 20 AIR FORCE- 13

NON-SUPERVISORY

	0	1	2	3	4	5	6	7	8	9	10	11	12	13	14	15	16	17	18	19	20	21	22	23	24	25	26	27	28	29	30	31	32	33	34	35	36	40	41	45	46	99
SUM							2	7	2	5	2	4	5	1			2	5	7	5	2	3			2	1	2	4	4	5	5	75										
PER CENT							2	12	14	21	24	26	33	34			37	44	53	60	62	66			69	70	73	78	86	93	100											
MEAN							1050	1132	1125	1075	1400	1125	1255	1225			1275	1485	1439	1375	1350	1441			1475	1675	1325	1825	1666	1975	1565	1413										
0.90																																									1912	
0.75								1206		1218			1418					1587	1686	1568		1612						2158	1925	2187	1737	1594									
0.50							1050	1137	1125	1075	1400	1125	1325	1225			1275	1375	1475	1325	1350	1425			1475	1675	1325	1683	1625	1975	1525	1356									
0.25								1043		1012			1262					1081	1287	1262		1287						1458	1575	1662	1462	1195									
0.10																																								1054		

YEARS SINCE FIRST DEGREE

OCCUPATIONAL GROUP CHEMICAL ENGINEERING NON-SUPERVISORY
ALL SERVICES- 1 ARMY- 1 NAVY- 0 AIR FORCE- 0
MD/DDS/DVM- 1

	0	1	2	3	4	5	6	7	8	9	10	11	12	13	14	15	16 17	18 19	20 21	22 23	24 25	26 27	28 29	30 31	32 33	34 35	36 40	41 45	46 99	
SUM																					1									1
PER CENT																					100									
MEAN																					1125									1125
0.90																														
0.75																														
0.50																					1125									1125
0.25																														
0.10																														

YEARS SINCE FIRST DEGREE

OCCUPATIONAL GROUP ELECTRIC + ELECTRONIC ENG NON-SUPERVISORY
ALL SERVICES- 2 ARMY- 1 NAVY- 1 AIR FORCE- 0
MD/DDS/DVM- 2

	0	1	2	3	4	5	6	7	8	9	10	11	12	13	14	15	16 17	18 19	20 21	22 23	24 25	26 27	28 29	30 31	32 33	34 35	36 40	41 45	46 99	
SUM	1					1																								2
PER CENT	50					100																								
MEAN	625					1075																								850
0.90																														
0.75																														
0.50	625					1075																								850
0.25																														
0.10																														

YEARS SINCE FIRST DEGREE

OCCUPATIONAL GROUP ENGINEERING MECHANICS NON-SUPERVISORY
ALL SERVICES- 1 ARMY- 1 NAVY- 0 AIR FORCE- 0
MD/DDS/DVM- 1

	0	1	2	3	4	5	6	7	8	9	10	11	12	13	14	15	16 17	18 19	20 21	22 23	24 25	26 27	28 29	30 31	32 33	34 35	36 40	41 45	46 99	
SUM								1																						1
PER CENT								100																						
MEAN								1225																						1225
0.90																														
0.75																														
0.50								1225																						1225
0.25																														
0.10																														

YEARS SINCE FIRST DEGREE

OCCUPATIONAL GROUP CHEMISTRY NON-SUPERVISORY
ALL SERVICES- 1 ARMY- 0 NAVY- 0 AIR FORCE- 1
MD/DDS/DVM- 1

	0	1	2	3	4	5	6	7	8	9	10	11	12	13	14	15	16 17	18 19	20 21	22 23	24 25	26 27	28 29	30 31	32 33	34 35	36 40	41 45	46 99	
SUM												1																		1
PER CENT												100																		
MEAN												1275																		1275
0.90																														
0.75																														
0.50												1275																		1275
0.25																														
0.10																														

YEARS SINCE FIRST DEGREE

OCCUPATIONAL GROUP ATMO EARTH SEA SPACE SCI NON-SUPERVISO Y
ALL SERVICES- 1 ARMY- 0 NAVY- 1 AIR FORCE- 0
MD/DDS/DVM- 1

	0	1	2	3	4	5	6	7	8	9	10	11	12	13	14	15	16 17	18 19	20 21	22 23	24 25	26 27	28 29	30 31	32 33	34 35	36 40	41 45	46 99	
SUM														1																1
PER CENT														100																
MEAN														775																775
0.90																														
0.75																														
0.50														775																775
0.25																														
0.10																														

YEARS SINCE FIRST DEGREE

OCCUPATIONAL GROUP ALL OTHER ENGINEERING NON-SUPERVISORY
ALL SERVICES- 12 ARMY- 11 NAVY- 1 AIR FORCE- 0
MD/DDS/DVM- 12

	0	1	2	3	4	5	6	7	8	9	10	11	12	13	14	15	16 17	18 19	20 21	22 23	24 25	26 27	28 29	30 31	32 33	34 35	36 40	41 45	46 99	
SUM							1				2	3					1	2	1		1						1			12
PER CENT							8				25	50					58	75	83		91						100			
MEAN							1025				1150	1125					1325	1425	1775		1325						1375			1279
0.90																														1640
0.75													1212																	1402
0.50							1025				1150	1125					1325	1425	1775		1325						1375			1325
0.25													1037																	1050
0.10																														1005

YEARS SINCE FIRST DEGREE

OCCUPATIONAL GROUP SOC ANTHRO ECON + PSYCH NON-SUPERVISORY
ALL SERVICES- 2 ARMY- 1 NAVY- 0 AIR FORCE- 1
MD/DDS/DVM- 2

	0	1	2	3	4	5	6	7	8	9	10	11	12	13	14	15	16 17	18 19	20 21	22 23	24 25	26 27	28 29	30 31	32 33	34 35	36 40	41 45	46 99	
SUM									1								1													2
PER CENT									50								100													
MEAN									1225								1575													1400
0.90																														
0.75																														
0.50									1225								1575													1400
0.25																														
0.10																														

YEARS SINCE FIRST DEGREE

OCCUPATIONAL GROUP OTHER SPECIALTIES NON-SUPERVISORY
ALL SERVICES- 9 ARMY- 6 NAVY- 3 AIR FORCE- 0
MD/DDS/DVM- 9

	0	1	2	3	4	5	6	7	8	9	10	11	12	13	14	15	16 17	18 19	20 21	22 23	24 25	26 27	28 29	30 31	32 33	34 35	36 40	41 45	46 99	
SUM											1			1		1	1		1		1				1		1			9
PER CENT											11			22		33	44	50	66		77				88		100			
MEAN											825			1025		1925	1275	1575	1325		1775				1875		1625			1469
0.90																														1985
0.75																														1787
0.50											825			1025		1925	1275	1575	1325		1775				1875		1625			1575
0.25																														1262
0.10																														845

YEARS SINCE FIRST DEGREE

OCCUPATIONAL GROUP AERO + ASTRO ENGINEERING NON-SUPERVISORY
ALL SERVICES- 984 ARMY- 288 NAVY- 336 AIR FORCE- 360
TOT DEGREE- 984 MD/DDS/DVM- DOCTORATE- 23 MASTERS- 157 BACHELORS- 724

| | | |

OCCUPATIONAL GROUP — NUCLEAR OR REACTOR ENG — NON-SUPERVISORY
ALL SERVICES- 29 ARMY- 18 NAVY- 10 AIR FORCE- 1
TOT DEGREE- 29 MD/DDS/DVM- DOCTORATE- 3 MASTERS- 7 BACHELORS- 19

	0	1	2	3	4	5	6	7	8	9	10	11	12	13	14	15	16	17	18	19	20	21	22	23	24	25	26	27	28	29	30	31	32	33	34	35	36	40	41	45	46	99
SUM	1			1	2	1	2	1	4	1	3		2				2	1	2	3			1				1			1													
PER CENT	3			6	13	17	24	27	41	44	55		62				68	72	79	89			93				96			100													
MEAN	975			975	988	875	1000	925	1007	1075	1091		1300				1375	1275	1375	1475			1575				1375			1575													1192
0.90																				1662																						1552
0.75									1150		1212									1387																						1376
0.50	975			975	988	875	1000	925	1125	1075	1175		1300				1375	1275	1375	1368			1575				1375			1575													1187
0.25									900		887																															978
0.10																																										881

YEARS SINCE FIRST DEGREE

OCCUPATIONAL GROUP — PHYSICS + ASTRONOMY — NON-SUPERVISORY
ALL SERVICES- 2658 ARMY- 1007 NAVY- 1239 AIR FORCE- 412
TOT DEGREE- 2658 MD/DDS/DVM- DOCTORATE- 124 MASTERS- 534 BACHELORS- 1980

	0	1	2	3	4	5	6	7	8	9	10	11	12	13	14	15	16	17	18	19	20	21	22	23	24	25	26	27	28	29	30	31	32	33	34	35	36	40	41	45	46	99
SUM	189	135	123	126	121	133	124	156	149	189	128	86	83	74	59	59	165	218	95	20	48	64	78	48	41	41	57	24	5	2658												
PER CENT	4	9	13	18	23	28	32	38	44	48	52	56	59	62	64	66	72	80	84	85	86	89	91	93	95	96	97	98	99	100												
MEAN	727	796	889	935	986	1039	1063	1187	1135	1168	1289	1218	1281	1241	1255	1252	1281	1311	1299	1292	1323	1361	1358	1382	1427	1354	1339	1260	1255	1143												
0.90	795	844	991	999	1118	1183	1178	1226	1246	1307	1347	1368	1376	1418	1482	1418	1440	1508	1541	1755	1625	1678	1658	1755	1736	1645	1715	1615		1489												
0.75	781	828	968	985	1052	1118	1138	1146	1208	1249	1297	1385	1311	1334	1368	1364	1379	1389	1394	1347	1475	1525	1585	1550	1579	1437	1459	1375	1293	1293												
0.50	758	881	854	962	983	1035	1078	1119	1130	1147	1208	1228	1208	1233	1263	1256	1291	1311	1278	1258	1358	1355	1358	1350	1412	1325	1318	1225	1262	1138												
0.25	634	768	815	849	955	971	1009	1050	1085	1108	1126	1137	1116	1142	1169	1146	1163	1215	1179	1120	1208	1238	1162	1208	1249	1222	1178	1108	1112	986												
0.10	618	736	778	814	832	891	955	981	1016	1032	1062	1041	1089	1078	1081	1057	1098	1122	1346	972	1088	1114	1088	1038	1163	1052	996	1018		817												

YEARS SINCE FIRST DEGREE

OCCUPATIONAL GROUP — CHEMISTRY — NON-SUPERVISORY
ALL SERVICES- 1966 ARMY- 654 NAVY- 1082 AIR FORCE- 310
TOT DEGREE- 1966 MD/DDS/DVM- 1 DOCTORATE- 348 MASTERS- 491 BACHELORS- 1134

	0	1	2	3	4	5	6	7	8	9	10	11	12	13	14	15	16	17	18	19	20	21	22	23	24	25	26	27	28	29	30	31	32	33	34	35	36	40	41	45	46	99
SUM	113	117	96	108	102	98	132	132	99	92	98	88	67	51	56	45	108	118	57	15	38	36	26	16	12	28	29	11	10	1966												
PER CENT	5	11	16	22	27	32	38	45	50	55	59	64	67	70	72	75	80	86	89	90	91	93	94	95	96	97	98	99	100													
MEAN	735	792	852	896	935	987	1027	1060	1108	1144	1188	1220	1285	1264	1308	1295	1296	1385	1427	1445	1511	1585	1396	1393	1541	1598	1782	1479	1488	1125												
0.90	793	841	974	998	1054	1113	1147	1184	1251	1288	1316	1387	1373	1469	1556	1525	1493	1622	1644	1737	1858	1898	1865	1728	1798	2058	2463	1945	1988	1461												
0.75	781	823	883	972	992	1058	1111	1131	1171	1221	1259	1319	1307	1372	1488	1382	1386	1465	1576	1612	1591	1633	1475	1558	1658	1988	2037	1762	1625	1287												
0.50	763	793	836	884	964	993	1028	1076	1117	1144	1169	1235	1197	1255	1283	1284	1296	1365	1398	1556	1443	1488	1388	1458	1588	1458	1587	1391	1388	1108												
0.25	687	764	882	827	846	955	967	1008	1037	1078	1109	1137	1105	1163	1208	1187	1203	1268	1292	1362	1375	1355	1215	1166	1488	1360	1337	1287	1137	951												
0.10	618	735	763	881	811	826	857	935	988	1085	1037	1078	1028	1052	1118	1093	1060	1147	1178	975	1208	1102	1148	1088	1395	1188	1215	1258	888	789												

YEARS SINCE FIRST DEGREE

OCCUPATIONAL GROUP — ATMO EARTH SEA SPACE SCI — NON-SUPERVISORY
ALL SERVICES- 921 ARMY- 539 NAVY- 268 AIR FORCE- 114
TOT DEGREE- 921 MD/DDS/DVM- 1 DOCTORATE- 182 MASTERS- 289 BACHELORS- 529

	0	1	2	3	4	5	6	7	8	9	10	11	12	13	14	15	16	17	18	19	20	21	22	23	24	25	26	27	28	29	30	31	32	33	34	35	36	40	41	45	46	99
SUM	16	19	16	18	24	37	32	29	29	37	38	32	34	34	27	20	89	117	54	22	31	33	36	32	24	11	27	9	2	921												
PER CENT	1	3	5	7	10	14	17	20	23	27	31	34	38	42	44	47	56	69	75	77	81	84	88	92	94	95	98	99	100													
MEAN	759	743	779	825	891	986	975	1025	1271	1186	1090	1078	1216	1117	1191	1197	1192	1192	1239	1225	1223	1235	1262	1248	1283	1282	1388	1258	1475	1128												
0.90	1028	852	841	988	1043	1071	1113	1177	1277	1232	1275	1247	1378	1318	1507	1488	1372	1497	1448	1385	1399	1442	1438	1478	1588	1595	1715	1885		1376												
0.75	783	819	827	875	975	1014	1075	1122	1168	1139	1175	1183	1285	1256	1332	1350	1303	1267	1325	1337	1352	1359	1388	1358	1488	1231	1362	1387		1258												
0.50	758	778	805	812	841	895	975	1043	1055	1093	1107	1087	1208	1112	1175	1158	1108	1185	1208	1208	1237	1187	1225	1268	1288	1162	1285	1175	1475	1139												
0.25	637	693	762	778	816	882	879	953	966	998	1012	962	1152	1086	1185	1188	1095	1187	1136	1125	1143	1118	1164	1188	1148	1087	1143	1031		995												
0.10	687	497	598	748	881	742	815	798	895	861	962	877	1028	918	885	888	811	991	873	868	827	887	818	885	1114	885	861	995		822												

YEARS SINCE FIRST DEGREE

OCCUPATIONAL GROUP BIOLOGY AND AGRICULTURE NON-SUPERVISORY
ALL SERVICES- 174 ARMY- 68 NAVY- 38 AIR FORCE- 68
TOT DEGREE- 174 MD/ODS/DVM- DOCTORATE- 33 MASTERS- 73 BACHELORS- 68

SUM	3	2	3	8	6	9	13	5	3	5	11	18	4	5	9	7	16	11	11	5	7	5	6	3	3	2	2		174
PER CENT	1	2	4	9	12	17	25	28	29	32	39	44	47	52	59	63	68	74	81	83	87	90	94	95	97	98	100		
MEAN	741	758	841	918	983	958	1032	1105	991	1175	1197	1188	1275	1388	1308	1383	1371	1382	1379	1425	1196	1245	1358	1508	1291	1575	1575		1283
0.90						1085	1167				1347	1283			1585		1578	1445	[illegible]										1532
0.75	762		962	968	995	987	1079	1237	1112	1287	1306	1258	1406	1387	1367	1512	1450	1362	1565	1581	1486	1267	1325	1612	1362				1392
0.50	737	758	823	866	988	965	1031	1125	975	1175	1162	1163	1150	1287	1291	1325	1375	1272	1375	1425	1225	1175	1258	1425	1275	1575	1575		1195
0.25	718		737	838	969	931	987	1012	867	1112	1093	1081	1129	1256	1254	1137	1238	1145	1229	1212	1087	1112	1175	1287	1237				1017
0.10						895	955				1052	1066			1145		1130	1118	1261										888
																	16	18	20	22	24	26	28	30	32	34	36	41	46
	0	1	2	3	4	5	6	7	8	9	10	11	12	13	14	15	17	19	21	23	25	27	29	31	33	35	40	45	99

YEARS SINCE FIRST DEGREE

OCCUPATIONAL GROUP ALL OTHER ENGINEERING NON-SUPERVISORY
ALL SERVICES- 298 ARMY- 214 NAVY- 49 AIR FORCE- 36
TOT DEGREE- 298 MD/ODS/DVM- 12 DOCTORATE- 60 MASTERS- 96 BACHELORS- 130

SUM	4	8	6	12	6	8	18	13	9	15	19	18	12	8	6	18	29	38	14	5	11	9	18	8	2	7	11	1	298
PER CENT	1	4	6	18	12	14	18	22	25	30	36	48	43	45	47	51	61	73	78	80	83	86	90	92	93	95	99	100	
MEAN	550	631	625	665	683	768	855	863	830	871	930	948	934	858	841	960	1061	1094	1102	1045	1234	1188	1198	1286	1458	1210	1665	1425	977
0.90				738			1037	1046	1035	1212	1139	1158	1245			1858	1318	1355	1688		1395	1385	1488				1397			1348
0.75	688	688	641	728	737	858	1018	1021	1012	1128	1062	1075	1162	975	1225	993	1187	1288	1275	1118	1312	1362	1275	1488		1512	1356			1233
0.50	558	588	616	633	658	733	838	875	825	825	988	875	1037	858	988	962	1128	1075	1125	1025	991	1225	1025	1058	1458	1037	987	1425		972
0.25	588	568	587	563	612	658	737	728	712	743	784	725	887	725	862	875	985	967	975	981	937	962	942	975		943	843			778
0.10				553			658	632	572	637	745	658	885			788	797	913	918		855	895	858				982			638
																	16	18	20	22	24	26	28	30	32	34	36	41	46
	0	1	2	3	4	5	6	7	8	9	10	11	12	13	14	15	17	19	21	23	25	27	29	31	33	35	40	45	99

YEARS SINCE FIRST DEGREE

OCCUPATIONAL GROUP SOC ANTHRO ECON & PSYCH NON-SUPERVISORY
ALL SERVICES- 272 ARMY- 76 NAVY- 138 AIR FORCE- 66
TOT DEGREE- 272 MD/ODS/DVM- 2 DOCTORATE- 71 MASTERS- 119 BACHELORS- 80

SUM	4	7	10	14	19	17	16	12	15	12	9	18	9	8	7	8	28	24	17	2	4	6		5	8	2	9	2	272
PER CENT	1	4	7	12	19	26	31	36	41	46	49	53	55	58	60	63	70	79		86	88	90		92	95	99	100		
MEAN	687	546	678	714	898	948	953	991	1038	1133	1152	1218	1169	1193	1167	1181	1285	1268	1248	1288	1238	1425		1155	1387	1825	[illegible]	1588	1893
0.90			758	888	1185	1132	1118	1228	1145	1245	1288	1358					1588	1576	1465								2085			1432
0.75	688	583	725	745	1032	1042	1041	1133	1127	1208	1271	1312	1368	1258	1328	1375	1408	1425	1384		1275	1575		1418	1458		1937			1291
0.50	575	565	688	716	883	1015	1088	1033	1041	1125	1179	1288	1275	1175	1175	1258	1266	1258	1275	1288	1288	1488		1375	1425	1025	1475	1488		1128
0.25	588	493	575	612	729	862	888	775	968	1066	1186	1125	1062	1125	1118	1025	1162	1166	1162		1188	1275		1862	388		1488			918
0.10			568	573	597	592	748	738	875	938	795	858					1118	785	935								1295			648
																	16	18	20	22	24	26	28	30	32	34	36	41	46
	0	1	2	3	4	5	6	7	8	9	10	11	12	13	14	15	17	19	21	23	25	27	29	31	33	35	40	45	99

YEARS SINCE FIRST DEGREE

OCCUPATIONAL GROUP MATHEMATICS & STATISTICS NON-SUPERVISORY
ALL SERVICES- 1446 ARMY- 523 NAVY- 671 AIR FORCE- 252
TOT DEGREE- 1446 MD/ODS/DVM- DOCTORATE- 54 MASTERS- 298 BACHELORS- 1102

SUM	142	156	135	121	101	85	72	71	62	58	43	56	34	21	24	19	61	61	21	11	17	16	12	28	7	7	24	8	1	1446
PER CENT	9	20	29	38	45	51	56	61	65	69	72	74	77	78	80	81	85	90	91	92	93	94	95	96		97		99	100	
MEAN	724	779	829	868	985	978	984	1058	1098	1134	1179	1129	1176	1128	1222	1277	1287	1265	1215	1197	1333	1278	1258	1297	1188	1232	1295	1118	875	991
0.90	772	841	971	985	1022	1098	1135	1197	1234	1282	1395	1338	1378	1372	1398	1555	1399	1448	1349	1398	1638	1628	1748	1658			1665			2311
0.75	742	825	865	962	981	1063	1093	1128	1155	1219	1292	1192	1281	1196	1338	1365	1353	1378	1367	1378	1537	1488	1458	1418	1312	1378	1458	1288		1135
0.50	723	793	825	837	945	989	1004	1078	1118	1132	1165	1133	1158	1112	1208	1241	1212	1255	1237	1187	1275	1175	1258	1388	1175	1325	1275	1125	875	975
0.25	783	738	787	807	828	931	898	976	1017	1081	1103	1062	1187	1012	1133	1145	1068	1151	1184	993	1154	1125	1058	1283	1037	1137	1125	1058		889
0.10	624	788	719	748	767	814	792	867	963	978	984	965	988	877	958	1055	984	1258	1082	952	1242	1185	1085	983			1828			725
																	16	18	20	22	24	26	28	30	32	34	36	41	46
	0	1	2	3	4	5	6	7	8	9	10	11	12	13	14	15	17	19	21	23	25	27	29	31	33	35	40	45	99

YEARS SINCE FIRST DEGREE

OCCUPATIONAL GROUP OTHER SPECIALTIES NON-SUPERVISORY
ALL SERVICES- 1000 ARMY- 473 NAVY- 389 AIR FORCE- 216
TOT DEGREE- 1000 MD/DDS/DVM- 9 DOCTORATE- 75 MASTERS- 249 BACHELORS- 747

SUM	36	36	44	42	40	48	49	56	59	56	58	25	27	34	21	24	73	86	39	17	19	36	30	34	10	22	33	11	7	1000
PER CENT	3	6	10	14	18	22	27	32	37	43	48	50	53	56	58	60	67	75	78	80	82	85	86	91	93	95	98	99	100	
MEAN	750	755	852	913	937	965	1030	1084	1091	1133	1221	1117	1212	1214	1229	1279	1330	1280	1290	1263	1300	1323	1330	1254	1350	1372	1494	1556	1439	1157
0.90	920	837	988	999	1090	1110	1152	1236	1288	1283	1420	1331	1407	1380	1395	1500	1509	1580	1577	1615	1755	1590	1650	1580	1860	1890	1885	2195		1493
0.75	785	810	955	981	996	1068	1119	1166	1156	1235	1312	1268	1340	1343	1312	1350	1414	1412	1415	1387	1437	1430	1437	1387	1475	1575	1621	962	1712	1309
0.50	753	776	836	952	963	975	1053	1103	1113	1161	1253	1125	1243	1216	1212	1225	1335	1261	1265	1241	1312	1350	1275	1200	1300	1325	1445	1525	1475	1144
0.25	700	740	783	828	841	850	966	1000	1007	1075	1109	1022	1137	1075	1120	1150	1220	1146	1137	1112	1257	1166	1162	1115	1200	1125	1353	1087	1268	979
0.10	613	590	735	755	775	810	848	890	861	957	1020	875	842	1011	1052	1070	1119	1032	997	835	1223	1015	1112	1020	1020	960	1207	1005		805

	0	1	2	3	4	5	6	7	8	9	10	11	12	13	14	15	16 17	18 19	20 21	22 23	24 25	26 27	28 29	30 31	32 33	34 35	36 40	41 45	46 99

YEARS SINCE FIRST DEGREE

OCCUPATIONAL GROUP AERO + ASTRO ENGINEERING SUPERVISORY
ALL SERVICES- 14 ARMY- 3 NAVY- 4 AIR FORCE- 7
NO DEGREE- 14

	20	21	22	23	24	25	26	27	28	29	30	31	32	33	34	35	36 37	38 39	40 41	42 43	44 45	46 47	48 49	50 51	52 53	54 55	56 60	61 65	66 99	
SUM																				1		2	4	3	2		2			14
PER CENT																				7		21	50	71	85		100			
MEAN																				1625		1450	1562	1825	1450		1600			1596
0.90																							1600	2912						1948
0.75																							1450	1925						1875
0.50																				1625		1450	1350	1537	1450		1600			1588
0.25																														1425
0.10																														1335

AGE

OCCUPATIONAL GROUP CHEMICAL ENGINEERING SUPERVISORY
ALL SERVICES- 1 ARMY- 1 NAVY- 0 AIR FORCE- 0
NO DEGREE- 1

	20	21	22	23	24	25	26	27	28	29	30	31	32	33	34	35	36 37	38 39	40 41	42 43	44 45	46 47	48 49	50 51	52 53	54 55	56 60	61 65	66 99	
SUM																									1					1
PER CENT																									100					
MEAN																									1275					1275
0.90																														
0.75																														
0.50																									1275					1275
0.25																														
0.10																														

AGE

OCCUPATIONAL GROUP ELECTRIC + ELECTRONIC ENG SUPERVISORY
ALL SERVICES- 288 ARMY- 149 NAVY- 85 AIR FORCE- 54
NO DEGREE- 288

	20	21	22	23	24	25	26	27	28	29	30	31	32	33	34	35	36 37	38 39	40 41	42 43	44 45	46 47	48 49	50 51	52 53	54 55	56 60	61 65	66 99	
SUM							1			1	1	2	3	2	2	1	5	9	6	13	20	22	23	39	31	19	59	21	5	288
PER CENT												1	2	3		4	6	9	11	15	22	30	39	53	63	78	90	96	100	
MEAN							1875			1125	1225	1250	1275	1125	1200	1225	1315	1350	1350	1421	1392	1440	1517	1463	1420	1503	1482	1355	1585	1436
0.90													1312				1345	1655		1585	1600	1647	1820	1885	1698	1905	1713	1645		1700
0.75													1275				1325	1487	1562	1447	1475	1606	1575	1562	1501	1631	1607	1431	1710	1579
0.50							1875			1125	1225	1250	1237	1125	1200	1225	1304	1362	1350	1419	1387	1400	1400	1418	1416	1437	1478	1325	1575	1407
0.25																	1284	1262	1225	1331	1356	1337	1341	1296	1259	1337	1367	1252	1462	1298
0.10																		945		1215	1100	1205	1202	1215	1155	1265	1247	1152		1204

AGE

OCCUPATIONAL GROUP ENGINEERING MECHANICS SUPERVISORY
ALL SERVICES- 140 ARMY- 108 NAVY- 26 AIR FORCE- 6
NO DEGREE- 140

	20	21	22	23	24	25	26	27	28	29	30	31	32	33	34	35	36 37	38 39	40 41	42 43	44 45	46 47	48 49	50 51	52 53	54 55	56 60	61 65	66 99	
SUM											1	1					2		3	1	8	11	17	18	14	22	26	13	3	140
PER CENT												1					2			5	11	19	31	44	54	78	88	97	100	
MEAN											1125	1325					1350		1250	1375	1281	1288	1386	1477	1488	1438	1457	1448	1225	1403
0.90																						1445	1557	1668	1715	1748	1768	1717		1688
0.75																			1312		1350	1398	1447	1591	1479	1658	1612	1587	1312	1491
0.50											1125	1325					1350		1275	1375	1316	1356	1405	1450	1412	1375	1488	1475	1225	1391
0.25																			1187		1288	1168	1331	1381	1256	1278	1295	1312	1137	1277
0.10																						1105	1185	1298	1218	1188	1256	1287		1175

AGE

OCCUPATIONAL GROUP NUCLEAR OR REACTOR ENG SUPERVISORY
ALL SERVICES- 1 ARMY- 1 NAVY- 0 AIR FORCE- 0
NO DEGREE- 1

	20	21	22	23	24	25	26	27	28	29	30	31	32	33	34	35	36 37	38 39	40 41	42 43	44 45	46 47	48 49	50 51	52 53	54 55	56 60	61 65	66 99
SUM																							1						1
PER CENT																							100						
MEAN																							1175						1175
0.90																													
0.75																													
0.50																							1175						1175
0.25																													
0.10																													

AGE

OCCUPATIONAL GROUP PHYSICS + ASTRONOMY SUPERVISORY
ALL SERVICES- 174 ARMY- 87 NAVY- 63 AIR FORCE- 24
NO DEGREE- 174

	20	21	22	23	24	25	26	27	28	29	30	31	32	33	34	35	36 37	38 39	40 41	42 43	44 45	46 47	48 49	50 51	52 53	54 55	56 60	61 65	66 99
SUM																1	3	3	4	4	11	20	19	22	19	18	38	18	2 174
PER CENT																	2	4	6	8	14	26	37	50	69	71	93	98	100
MEAN																1475	1291	1350	1462	1475	1475	1477	1396	1472	1583	1563	1542	1558	1708 1494
0.90																					1722	1750	1627	1695	2002	1918	1918	1858	1770
0.75																	1612	1462	1458	1650	1662	1650	1556	1612	1631	1675	1729	1725	1636
0.50																1475	1225	1425	1425	1400	1587	1425	1393	1433	1475	1575	1558	1750	1708 1481
0.25																	1037	1187	1400	1250	1187	1333	1245	1365	1359	1462	1337	1362	1353
0.10																					1105	1200	1097	1260	1197	1240	1250	1300	1218

AGE

OCCUPATIONAL GROUP CHEMISTRY SUPERVISORY
ALL SERVICES- 25 ARMY- 15 NAVY- 5 AIR FORCE- 5
NO DEGREE- 25

	20	21	22	23	24	25	26	27	28	29	30	31	32	33	34	35	36 37	38 39	40 41	42 43	44 45	46 47	48 49	50 51	52 53	54 55	56 60	61 65	66 99
SUM												1				1	1	2		2	4	6	1	3	1	1	1	1	25
PER CENT												4				8	12	20		28	44	68	72	84	88	92	96	100	
MEAN												1225				1275	1125	1300		1175	1475	1416	1625	1525	1775	1575	1875	1225	1425
0.90																													1675
0.75																					1600	1575		1662					1609
0.50												1225				1275	1125	1300		1175	1450	1475	1625	1625	1775	1575	1875	1225	1425
0.25																					1300	1225		1287					1240
0.10																													1137

AGE

OCCUPATIONAL GROUP ATMO EARTH SEA SPACE SCI SUPERVISORY
ALL SERVICES- 6 ARMY- 5 NAVY- 1 AIR FORCE- 0
NO DEGREE- 6

	20	21	22	23	24	25	26	27	28	29	30	31	32	33	34	35	36 37	38 39	40 41	42 43	44 45	46 47	48 49	50 51	52 53	54 55	56 60	61 65	66 99
SUM																						1		2			2	1	6
PER CENT																						16		50			83	100	
MEAN																						1125		1600			1300	1525	1408
0.90																													1525
0.75																													
0.50																						1125		1600			1300	1525	1350
0.25																													1137
0.10																													

AGE

OCCUPATIONAL GROUP — BIOLOGY AND AGRICULTURE — SUPERVISORY
ALL SERVICES- 9 ARMY- 5 NAVY- 2 AIR FORCE- 2
NO DEGREE- 9

	20	21	22	23	24	25	26	27	28	29	30	31	32	33	34	35	36 37	38 39	40 41	42 43	44 45	46 47	48 49	50 51	52 53	54 55	56 60	61 65	66 99
SUM																					1	1	1	3	1		2		9
PER CENT																					11	22	33	66	77		100		
MEAN																					1325	1375	1375	1356	1175		1325		1330
.90																													1455
.75																								1462					1393
.50																					1325	1375	1375	1325	1175		1325		1337
.25																								1287					1262
.10																													1195

AGE

OCCUPATIONAL GROUP — ALL OTHER ENGINEERING — SUPERVISORY
ALL SERVICES- 2 ARMY- 1 NAVY- 1 AIR FORCE- 0
NO DEGREE- 2

	20	21	22	23	24	25	26	27	28	29	30	31	32	33	34	35	36 37	38 39	40 41	42 43	44 45	46 47	48 49	50 51	52 53	54 55	56 60	61 65	66 99
SUM																								1		1			2
PER CENT																								50		100			
MEAN																								1825		1875			1458
.90																													
.75																													
.50																								1825		1875			1458
.25																													
.10																													

AGE

OCCUPATIONAL GROUP — MATHEMATICS + STATISTICS — SUPERVISORY
ALL SERVICES- 8 ARMY- 6 NAVY- 0 AIR FORCE- 2
NO DEGREE- 8

	20	21	22	23	24	25	26	27	28	29	30	31	32	33	34	35	36 37	38 39	40 41	42 43	44 45	46 47	48 49	50 51	52 53	54 55	56 60	61 65	66 99
SUM											1			1						2	1	2					1		8
PER CENT											12			25						50	62	87					100		
MEAN											1075			1375						1525	1625	1525					1275		1431
.90																													
.75																													1616
.50											1075			1375						1525	1625	1525					1275		1425
.25																													1388
.10																													

AGE

OCCUPATIONAL GROUP — OTHER SPECIALTIES — SUPERVISORY
ALL SERVICES- 100 ARMY- 62 NAVY- 28 AIR FORCE- 10
NO DEGREE- 100

	20	21	22	23	24	25	26	27	28	29	30	31	32	33	34	35	36 37	38 39	40 41	42 43	44 45	46 47	48 49	50 51	52 53	54 55	56 60	61 65	66 99
SUM														1		2	1	8	4	5	6	10	16	11	13	15	6	2	100
PER CENT														1		3	4	12	16	21	27	37	53	64	77	92	98	100	
MEAN														1525		1875	1375	1231	1256	1385	1388	1585	1475	1347	1544	1545	1375	1575	1427
.90																						1888	1918	1695	1735	1975			1783
.75																			1388	1388	1387	1425	1625	1688	1462	1668	1806	1475		1575
.50														1525		1875	1375	1288	1288	1287	1388	1375	1458	1362	1437	1425	1388	1575	1375
.25																		1166	1175	1256	1125	1275	1258	1143	1378	1343	1262		1253
.10																						1125	1218	1182	1318	1225			1161

AGE

OCCUPATIONAL GROUP AERO + ASTRO ENGINEERING SUPERVISORY
ALL SERVICES- 323 ARMY- 82 NAVY- 94 AIR FORCE- 147
BACHELORS- 323

SUM		1	1	3	4	5	9	20	22	13	21	6	13	12	9	11	29	34	22	3	13	25	24	7	3	4	8	1		323
PER CENT				1	2	4	7	13	20	24	31	33	37	40	43	47	56	66	73	74	78	86	94	95		97	99	100		
MEAN		825	825	888	825	885	1191	1232	1227	1315	1301	1488	1459	1425	1429	1556	1535	1485	1718	1691	1641	1671	1839	1635	1535	1258	1575	1325		1472
0.90							1485	1488	1313	1491	1465		1585	1596	1755	1645	1855	1676	2040		1842	1912	2468							1866
0.75				1062	1058	1137	1229	1283	1279	1454	1387	1475	1484	1566	1618	1598	1592	1686	1887	1812	1828	1837	1941	1887	1618		1725				1618
0.50		825	825	987	1000	1087	1191	1225	1237	1281	1295	1425	1437	1350	1375	1556	1543	1433	1683	1637	1641	1628	1888	1625	1525	1250	1588	1325		1442
0.25				968	975	1056	1154	1137	1203	1218	1237	1325	1374	1312	1256	1512	1388	1359	1487	1618	1487	1578	1688	1381	1462		1387				1274
0.10							995	1100	1128	1175	1155		1332	1210	1195	1377	1345	1385	1378		1412	1588	1478							1168
																	16	18	20	22	24	26	28	30	32	34	36	41	46	
	0	1	2	3	4	5	6	7	8	9	10	11	12	13	14	15	17	19	21	23	25	27	29	31	33	35	40	45	99	

YEARS SINCE FIRST DEGREE

OCCUPATIONAL GROUP CHEMICAL ENGINEERING SUPERVISORY
ALL SERVICES- 134 ARMY- 94 NAVY- 31 AIR FORCE- 9
BACHELORS- 134

SUM					2	1	3	3	4	1	9	8	3	4	2	4	12	14	11	2	10	14	9	3	4	6	4	1		134
PER CENT					1	2	4	6	9	10	17	23	25	28	29	32	41	52	60	61	69	79	86	88	91	96	99	100		
MEAN					1100	1075	1041	1125	1437	1325	1263	1268	1191	1387	1225	1287	1354	1425	1411	1675	1545	1488	1513	1691	1788	1458	1679	1375		1399
0.90											1685						1548	1648	1645		1750	1638	1655							1688
0.75							1081	1137	1350		1387	1350	1212	1458		1350	1488	1525	1512		1687	1581	1618	1762	1808	1575	1750			1567
0.50					1100	1075	1062	1125	1300	1325	1187	1288	1187	1350	1225	1388	1362	1416	1458	1675	1575	1425	1487	1675	1658	1475	1658	1375		1387
0.25							987	1112	1288		1131	1158	1168	1325		1288	1388	1337	1237		1387	1212	1431	1637	1558	1325	1388			1213
0.10											1095						1168	1228	1127		1258	1028	1345							1122
																	16	18	20	22	24	26	28	30	32	34	36	41	46	
	0	1	2	3	4	5	6	7	8	9	10	11	12	13	14	15	17	19	21	23	25	27	29	31	33	35	40	45	99	

YEARS SINCE FIRST DEGREE

OCCUPATIONAL GROUP ELECTRIC + ELECTRONIC ENG SUPERVISORY
ALL SERVICES- 1441 ARMY- 549 NAVY- 645 AIR FORCE- 247
BACHELORS- 1441

SUM	4	8	16	27	45	58	47	62	81	63	102	52	56	36	48	55	141	164	64	18	40	68	52	38	31	28	36	14	5	1441
PER CENT			1	3	6	10	14	18	24	28	35	39	42	45	48	52	61	73	77	78	81	86	90	92	94	96	98	99	100	
MEAN	775	1812	1818	988	1647	1188	1123	1284	1211	1262	1384	1369	1488	1354	1415	1398	1478	1512	1558	1438	1632	1659	1628	1648	1591	1683	1572	1568	1455	1392
0.90			1428	1088	1145	1217	1285	1298	1319	1414	1449	1568	1678	1494	1688	1587	1745	1725	1793	1558	1965	1952	1972	1958	1798	2038	1978	1888		1734
0.75	787	1258	1175	994	1095	1143	1151	1245	1277	1319	1375	1381	1512	1437	1533	1503	1596	1613	1658	1475	1888	1885	1775	1862	1728	1988	1658	1737	1587	1557
0.50	775	833	962	975	1055	1113	1114	1202	1208	1264	1388	1318	1335	1358	1379	1375	1423	1488	1495	1416	1594	1638	1608	1575	1537	1628	1558	1588	1475	1369
0.25	762	888	838	955	972	1063	1075	1126	1128	1197	1229	1288	1266	1283	1312	1289	1359	1393	1418	1375	1433	1458	1458	1418	1445	1475	1425	1387	1262	1213
0.10			586	845	951	1085	1052	1183	1091	1126	1168	1148	1176	1198	1158	1193	1261	1296	1368	1188	1313	1368	1376	1362	1352	1388	1278	1328			1894
																	16	18	20	22	24	26	28	30	32	34	36	41	46	
	0	1	2	3	4	5	6	7	8	9	10	11	12	13	14	15	17	19	21	23	25	27	29	31	33	35	40	45	99	

YEARS SINCE FIRST DEGREE

OCCUPATIONAL GROUP ENGINEERING MECHANICS SUPERVISORY
ALL SERVICES- 895 ARMY- 513 NAVY- 295 AIR FORCE- 87
BACHELORS- 895

SUM	2	6	2	10	12	18	28	46	41	36	42	38	29	38	31	27	112	113	46	11	38	45	46	24	24	23	19	7		895
PER CENT			1	2	3	5	8	13	18	22	27	30	33	37	40	43	56	69	74	75	78	84	89	91	94	97	99	100		
MEAN	925	929	1125	1018	1104	1147	1137	1172	1189	1238	1253	1286	1388	1391	1366	1388	1373	1465	1482	1479	1536	1589	1567	1527	1458	1496	1488	1396		1365
0.90				1150	1145	1268	1268	1368	1292	1428	1413	1488	1468	1587	1522	1565	1559	1686	1624	1647	1888	1893	1956	1938	1838	1867	1805			1646
0.75		1125		996	1088	1175	1183	1228	1248	1337	1332	1355	1371	1525	1432	1387	1448	1588	1541	1686	1712	1762	1741	1788	1533	1712	1612	1512		1495
0.50	925	825	1125	978	1081	1127	1122	1143	1165	1233	1257	1388	1278	1358	1367	1268	1376	1425	1387	1588	1550	1610	1571	1433	1392	1585	1475	1325		1352
0.25		775		968	1062	1102	1075	1107	1118	1125	1158	1195	1194	1295	1277	1179	1316	1355	1285	1387	1387	1486	1331	1368	1358	1287	1295	1237		1281
0.10				958	1051	988	1028	1063	1077	1088	1115	1158	1163	1288	1185	1111	1194	1269	1198	1255	1388	1388	1176	1278	1235	1165	1245			1189
																	16	18	20	22	24	26	28	30	32	34	36	41	46	
	0	1	2	3	4	5	6	7	8	9	10	11	12	13	14	15	17	19	21	23	25	27	29	31	33	35	40	45	99	

YEARS SINCE FIRST DEGREE

OCCUPATIONAL GROUP NUCLEAR OR REACTOR ENG SUPERVISORY
ALL SERVICES- 18 ARMY- 11 NAVY- 7 AIR FORCE- 0
BACHELORS- 18

	0	1	2	3	4	5	6	7	8	9	10	11	12	13	14	15	16	17	18	19	20	21	22	23	24	25	26	27	28	29	30	31	32	33	34	35	36	40	41	45	46	99	
SUM							1				1		1	1	1		3	6	1		1				1				1														18
PER CENT							5				11		16	22	27		44	77	83		88				94				100														
MEAN							1075				1525		1325	1325	1425		1225	1550	1425		1625				1425				1475														1422
0.90																																											1638
0.75																		1331	1625																								1562
0.50							1075				1525		1325	1325	1425			1312	1575	1425		1625				1425				1475													1416
0.25																		1037	1375																								1318
0.10																																											1098

YEARS SINCE FIRST DEGREE

OCCUPATIONAL GROUP PHYSICS + ASTRONOMY SUPERVISORY
ALL SERVICES- 1441 ARMY- 606 NAVY- 590 AIR FORCE- 245
BACHELORS- 1441

	0	1	2	3	4	5	6	7	8	9	10	11	12	13	14	15	16	17	18	19	20	21	22	23	24	25	26	27	28	29	30	31	32	33	34	35	36	40	41	45	46	99	
SUM	2	5	6	9	12	23	28	42	53	47	66	71	55	41	37	38	176	211	85	22	34	91	92	45	44	39	52	14	1	1441													
PER CENT		1	2	3	5	8	12	15	20	25	29	31	34	37	49	63	69	71	73	80	86	89	92	95	98	99	100																
MEAN	1100	1175	950	1000	1104	1127	1142	1173	1242	1253	1335	1326	1395	1360	1375	1398	1475	1488	1562	1527	1663	1643	1668	1682	1588	1617	1619	1442	1275	1454													
0.90				2005	1290	1317	1240	1270	1446	1365	1530	1547	1587	1561	1591	1586	1717	1727	1858	1848	1993	1965	2018	1945	1966	2027	1995	1788		1815															
0.75		1487	987	997	1150	1162	1187	1225	1326	1301	1410	1483	1512	1443	1435	1481	1596	1598	1698	1758	1825	1762	1900	1787	1750	1984	1888	1562		1682													
0.50	1100	1275	950	979	1075	1119	1133	1158	1229	1243	1321	1316	1368	1364	1388	1372	1442	1449	1547	1458	1688	1689	1644	1685	1688	1612	1588	1375	1275	1411													
0.25		812	837	960	1000	1071	1104	1102	1127	1183	1252	1231	1293	1244	1254	1287	1351	1365	1382	1337	1435	1473	1466	1486	1428	1368	1488	1291		1278													
0.10				795	970	971	1020	1063	1091	1133	1163	1142	1241	1288	1185	1168	1268	1236	1287	1238	1388	1359	1348	1225	1235	1261	1265	1258		1146													

YEARS SINCE FIRST DEGREE

OCCUPATIONAL GROUP CHEMISTRY SUPERVISORY
ALL SERVICES- 348 ARMY- 136 NAVY- 168 AIR FORCE- 44
BACHELORS- 348

	0	1	2	3	4	5	6	7	8	9	10	11	12	13	14	15	16	17	18	19	20	21	22	23	24	25	26	27	28	29	30	31	32	33	34	35	36	40	41	45	46	99	
SUM	2	2	4	4	9	8	16	13	15	17	25	14	8	6	12	12	33	45	23	5	12	19	10	7	5	6	6	2		348													
PER CENT		1	2	3	6	8	13	17	21	26	33	37	40	42	45	49	58	72	78	80	83	89	92	94	95	97	99	100															
MEAN	875	600	850	1050	1058	1006	1134	1140	1158	1248	1271	1328	1287	1391	1379	1466	1446	1486	1548	1385	1558	1622	1638	1689	1895	1566	1788	1475		1382													
0.90					1155		1223	1278	1275	1365	1425	1393			1578	1628	1642	1675	1842		1795	1977	1925							1788													
0.75			850	1300	1096	1100	1150	1243	1232	1321	1318	1358	1358	1391	1408	1575	1579	1598	1656	1637	1780	1856	1725	1956	2087	1625	1925			1567													
0.50	875	600	825	850	1068	983	1127	1125	1145	1243	1265	1308	1258	1366	1378	1458	1441	1441	1556	1375	1550	1655	1658	1625	2029	1558	1758	1475		1368													
0.25				800	825	987	950	1105	1056	1107	1181	1218	1278	1175	1337	1325	1358	1315	1363	1384	1162	1425	1468	1437	1468	1762	1425	1387			1211													
0.10					965		1065	1097	1262	1117	1162	1253			1266	1385	1287	1291	1315		1492	1197	1402							1681													

YEARS SINCE FIRST DEGREE

OCCUPATIONAL GROUP ATMO EARTH SEA SPACE SCI SUPERVISORY
ALL SERVICES- 162 ARMY- 105 NAVY- 38 AIR FORCE- 19
BACHELORS- 162

	0	1	2	3	4	5	6	7	8	9	10	11	12	13	14	15	16	17	18	19	20	21	22	23	24	25	26	27	28	29	30	31	32	33	34	35	36	40	41	45	46	99	
SUM	1				4		4	7	5	4	6	6	6	6	6	6	19	21	9	1	10	7	14	8	7	6	3			162													
PER CENT					3		5	9	12	15	19	22	26	31	35	40	46	59	65	66	72	76	85	90	94	98	100																	
MEAN	1225				912		975	1103	1139	1175	1141	1125	1288	1286	1288	1238	1381	1269	1375	1370	1346	1482	1587	1446	1466	1875			1291															
0.90																	1485	1545	1605		1625		1930							1615													
0.75					1000		1008	1212	1268	1158	1175	1325	1275	1258	1287	1312	1337	1393		1575	1512	1725	1650	1531	1537	2112			1483															
0.50	1225				850		975	1087	1125	1108	1158	1108	1175	1175	1208	1229	1262	1275	1375	1358	1287	1383	1600	1475	1458	1875			1253															
0.25					800		850	1037	1012	1058	1112	975	1137	1108	1125	1143	1170	1196		1175	1237	1275	1425	1287	1412	1637			1126															
0.10																	1031	1182	895		1125		1135							1024													

YEARS SINCE FIRST DEGREE

OCCUPATIONAL GROUP: BIOLOGY AND AGRICULTURE — SUPERVISORY
ALL SERVICES- 24 ARMY- 13 NAVY- 7 AIR FORCE- 4
BACHELORS- 24

	0	1	2	3	4	5	6	7	8	9	10	11	12	13	14	15	16 17	18 19	20 21	22 23	24 25	26 27	28 29	30 31	32 33	34 35	36 40	41 45	46 99	
SUM							2				2		1	1		2	2	4	2	3			2	3							24
PER CENT							8				16		20	25		33	41	58	66	79			87	100							
MEAN							1050				1275		1075	1525		1375	1300	1412	1550	1325			1700	1700							1418
0.90																		1400		1412				862						1868
0.75																		1300	1550	1375			1700	1637						1575
0.50							1050				1275		1075	1525		1375	1300	1150		1187				1618						1383
0.25																														1288
0.10																														1085

YEARS SINCE FIRST DEGREE

OCCUPATIONAL GROUP: ALL OTHER ENGINEERING — SUPERVISORY
ALL SERVICES- 54 ARMY- 50 NAVY- 2 AIR FORCE- 2
BACHELORS- 54

	0	1	2	3	4	5	6	7	8	9	10	11	12	13	14	15	16 17	18 19	20 21	22 23	24 25	26 27	28 29	30 31	32 33	34 35	36 40	41 45	46 99	
SUM		1	1		2	2		1	1		4	2	1	2	1	3	7	7	4	1	3	2	4	1	1	1	2			54
PER CENT		1	3		7	11		12	14		22	25	27	31	33	38	51	64	72	74	79	83	98	92	94	96	100			
MEAN		625	575		850	800		775	875		950	900	1025	1025	1425	941	1117	1067	1175	1125	1191	1300	1325	1375	2175	1375	1875			1884
0.90											950						1012	1262	1162	1400										1428
0.75											925	900	1025	1025	1425		975	1125	1075	950	1125	1275	1300	1250	1375	2175	1375	1875		1241
0.50		625	575		850	800		775	875		900						837	987	987	800		987		1200						1038
0.25																														908
0.10																														756

YEARS SINCE FIRST DEGREE

OCCUPATIONAL GROUP: SOC ANTHRO ECON + PSYCH — SUPERVISORY
ALL SERVICES- 9 ARMY- 7 NAVY- 8 AIR FORCE- 2
BACHELORS- 9

	0	1	2	3	4	5	6	7	8	9	10	11	12	13	14	15	16 17	18 19	20 21	22 23	24 25	26 27	28 29	30 31	32 33	34 35	36 40	41 45	46 99	
SUM		3						1									1	2					1	1						9
PER CENT		33						44									55	77					88	100						
MEAN		550						1025									1225	1550					1375	1325						1088
0.90																														1555
0.75		612																												1387
0.50		575						1025									1225	1550					1375	1325						1225
0.25		487																												612
0.10																														495

YEARS SINCE FIRST DEGREE

OCCUPATIONAL GROUP: MATHEMATICS + STATISTICS — SUPERVISORY
ALL SERVICES- 178 ARMY- 65 NAVY- 69 AIR FORCE- 36
BACHELORS- 178

	0	1	2	3	4	5	6	7	8	9	10	11	12	13	14	15	16 17	18 19	20 21	22 23	24 25	26 27	28 29	30 31	32 33	34 35	36 40	41 45	46 99	
SUM	1		2	5	2	8	15	5	21	8	7	18	18	7	7	2	18	16	4	2	3	4	5	3	3	1	1			178
PER CENT	1		1	4	5	10	19	22	34	39	43	49	55	59	63	64	75	84	87	88	90	92	95	97	98	99	100			
MEAN	1575		1075	985	925	825	1128	1155	1175	1287	1217	1288	1275	1368	1318	1300	1438	1315	1287	1375	1275	1437	1335	1158	1391	1125	1575			1258
0.90							1235		1281			1358	1375				1630	1585												1516
0.75				987		1100	1212	1145	1239	1350	1331	1325	1341	1462	1356		1575	1450	1350		1362	1550	1497		1412					1362
0.50	1575		1075	925	925	1050	1131	1125	1147	1250	1175	1275	1300	1325	1312	1300	1438	1362	1325	1375	1275	1250	[illegible]	1275	1387	1125	1575			1242
0.25				812		975	1068	1104	1116	1150	1118	1212	1250	1287	1268		1341	1150	1150		1187	1100	1162	1087	1368						1122
0.10							987		1100			1175	1188				1140	1065												1038

YEARS SINCE FIRST DEGREE

OCCUPATIONAL GROUP — OTHER SPECIALTIES — SUPERVISORY

ALL SERVICES- 1884 — ARMY- 588 — NAVY- 331 — AIR FORCE- 165

BACHELORS- 1884

SUM	2	3	6	9	7	12	16	31	38	31	48	28	35	32	36	38	99	148	79	28	44	66	74	29	23	17	32	5	1	1884
PER CENT				1	2	3	5	8	11	15	19	22	26	29	32	35	45	60	68	71	75	82	89	92	94	96		99	100	
MEAN	1188	986	1025	1015	1053	1078	1184	1178	1168	1241	1381	1398	1395	1437	1418	1441	1496	1514	1649	1544	1728	1711	1697	1626	1643	1538	1718	1585	1775	1491
0.90						1220	1378	1298	1338	1422	1527	1555	1625	1645	1735	1880	1631	1871	2013	1855	2088	2092	2046	2152	1995	1915	2240			1923
0.75		1112	991	1008	1112	1125	1225	1245	1262	1383	1348	1343	1552	1558	1575	1579	1617	1658	1828	1758	1943	1943	1936	1817	1912	1687	1975	1787		1658
0.50	1188	1025	966	991	1075	1088	1137	1202	1205	1245	1265	1368	1355	1416	1391	1373	1586	1521	1618	1575	1733	1642	1650	1487	1650	1491	1725	1475	1775	1437
0.25		587	837	978	907	1000	1112	1114	1096	1147	1214	1233	1240	1358	1388	1287	1363	1358	1419	1337	1558	1478	1519	1482	1362	1486	1375	1362			1273
0.10						955	1088	1102	1055	1101	1138	1122	1141	1210	1148	1150	1223	1212	1358	1240	1235	1315	1335	1295	1618	1235	1383			1126

	0	1	2	3	4	5	6	7	8	9	10	11	12	13	14	15	16	17	18	19	20	21	22	23	24	25	26	27	28	29	30	31	32	33	34	35	36	40	41	45	46	99

YEARS SINCE FIRST DEGREE

OCCUPATIONAL GROUP AERO + ASTRO ENGINEERING SUPERVISORY
ALL SERVICES- 116 ARMY- 27 NAVY- 37 AIR FORCE- 52
MASTERS- 116

	0	1	2	3	4	5	6	7	8	9	10	11	12	13	14	15	16	17	19	21	23	25	27	29	31	33	35	40	45	99	
SUM																															116
PER CENT					2	3	6	12	14	23	27	31	37	39	46	49	58	72	80	82	87	89	92	94	96		99	100			
MEAN					1891	1875	1194	1153	1233	1333	1325	1287	1496	1358	1488	1325	1534	1612	1547	1475	1675	1841	1758	1675	1858		1825	2175			1477
0.90																	1647	1978	1855												1914
0.75					1212		1231	1212	1281	1425	1387	1388	1587	1562	1688	1462	1684	1825	1737	1612	1937	2112	1912	1962			2831				1616
0.50					1875	1875	1212	1125	1237	1358	1237	1258	1558	1475	1588	1375	1537	1688	1525	1425	1625	1925	1875	1575	1858		2812	2175			.448
0.25					987		1137	1043	1187	1225	1388	1225	1787	1837	1356	1137	1418	1488	1381	1387	1562	1487	1487	1487			1437				1278
0.10																	1327	1338	1195												1146

YEARS SINCE FIRST DEGREE

OCCUPATIONAL GROUP CHEMICAL ENGINEERING SUPERVISORY
ALL SERVICES- 33 ARMY- 26 NAVY- 4 AIR FORCE- 3
MASTERS- 33

	0	1	2	3	4	5	6	7	8	9	10	11	12	13	14	15	16	17	19	21	23	25	27	29	31	33	35	40	45	99	
SUM																															33
PER CENT											3	6				12		15	18	33	51	54	66	75	84		93	93	96	100		
MEAN											1225	1258				1225		1325	1575	1495	1488	1175	1588	1688	1575		1958	1175	1275	1575		1465
0.90																				1637	1425			1558	2012	1762					1835
0.75																				1475	1358	1175		1458	1425	1575		1958	1175	1275	1575		1584
0.50											1225	1258				1225		1325	1575	1262	1275			1488	1387	1387							1393
0.25																																	1278
0.10																																	1191

YEARS SINCE FIRST DEGREE

OCCUPATIONAL GROUP ELECTRIC + ELECTRONIC ENG SUPERVISORY
ALL SERVICES- 361 ARMY- 141 NAVY- 155 AIR FORCE- 65
MASTERS- 361

	0	1	2	3	4	5	6	7	8	9	10	11	12	13	14	15	16	17	19	21	23	25	27	29	31	33	35	40	45	99	
SUM					4	6	5	9	8	12	19	19	28	9	13	9	18	13	38	48	26	3	7	15	16	24	9	15	11	3	361
PER CENT					1	2	4	6	8	12	17	22	28	38	34	35	48	43	52	65	72	73	75	79	83	90	91	96	99	100	
MEAN					1000	1025	1025	1113	1093	1225	1283	1322	1362	1369	1375	1425	1519	1413	1466	1601	1605	1775	1718	1788	1671	1766	1775	1675	1729	1891	1492
0.90								1227		1298	1385	1455	1556	1685	1538		1868	1588	1658	1985	1868			2275	2178	2848		2837	2347			1921
0.75					1888	995	1887	1187	1158	1242	1265	1422	1458	1487	1458	1487	1575	1458	1525	1658	1687	2012	1912	1962	1988	2018	2837	1912	2888	2812		1633
0.50					858	988	991	1112	1875	1221	1215	1295	1316	1375	1366	1425	1588	1388	1433	1588	1688	1825	1637	1775	1688	1788	1625	1637	1775	1837		1453
0.25					825	965	978	1858	1825	1288	1129	1256	1275	1231	1283	1331	1387	1358	1388	1418	1525	1487	1593	1568	1488	1688	1512	1468	1437	1818		1284
0.10								995		1118	1872	1145	1256	1195	1253		1298	1385	388	1335	1388			1462	1368	1435		1387	1385			1142

YEARS SINCE FIRST DEGREE

OCCUPATIONAL GROUP ENGINEERING MECHANICS SUPERVISORY
ALL SERVICES- 135 ARMY- 75 NAVY- 49 AIR FORCE- 11
MASTERS- 135

	0	1	2	3	4	5	6	7	8	9	10	11	12	13	14	15	16	17	19	21	23	25	27	29	31	33	35	40	45	99	
SUM																															135
PER CENT					2	1	2	2	4	3	6	8	3	6	4		3	16	28	5	2	7	7	9	4	6	18	3			
MEAN					875	775	1188	1475	1187	1141	1266	1288	1375	1262	1475		1441	1489	1567	1635	1425	1468	1282	1625	1937	1633	1638	1541			1436
0.90																		1635	1925					2855			1858				1843
0.75								1233	1262	1325	1275	1462	1488	1525			1562	1475	1788	1837		1662	1362	1887	1958	1875	1775	1531				1682
0.50					875	775	1188	1875	1216	1387	1258	1175	1337	1258	1458		1387	1383	1458	1575	1425	1375	1262	1625	1888	1488	1666	1612				1393
0.25									1188	1868	1187	1133	1318	1125	1425		1368	1316	1398	1512		1318	1887	1412	1688	1375	1562	1387				1248
0.10																		1248	1368					1895			1858				1183

YEARS SINCE FIRST DEGREE

OCCUPATIONAL GROUP — NUCLEAR OR REACTOR ENG — SUPERVISORY
ALL SERVICES- 10 ARMY- 7 NAVY- 2 AIR FORCE- 1
MASTERS- 10

	0	1	2	3	4	5	6	7	8	9	10	11	12	13	14	15	16	17	18	19	20	21	22	23	24	25	26	27	28	29	30	31	32	33	34	35	36	40	45	99	
SUM						1		1	1	1		1		1	1					1	1														1				10
PER CENT						10		20	30	40		50		60	70					80	90														100				
MEAN						1175		1225	1275	1475		1425		1825	1575					1875	1375														1925				1585
0.90																																								1850
0.75																																								1812
0.50						1175		1225	1275	1475		1425		1825	1575					1875	1375														1825				1450
0.25																																								1275
0.10																																								1200

YEARS SINCE FIRST DEGREE

OCCUPATIONAL GROUP — PHYSICS + ASTRONOMY — SUPERVISORY
ALL SERVICES- 468 ARMY- 164 NAVY- 225 AIR FORCE- 79
MASTERS- 468

	0	1	2	3	4	5	6	7	8	9	10	11	12	13	14	15	16	17	18	19	20	21	22	23	24	25	26	27	28	29	30	31	32	33	34	35	36	40	45	99	
SUM		2		1	5	7	15	18	11	14	18	15	16	17	15	9	43	72	36	12	29	29	27	19	17	12	18	4													468
PER CENT		1			1	3	6	8	10	14	18	19	23	26	36	32	41	56	64	66	73	79	85	89	92	95	99	100															
MEAN		1200		975	1045	1232	1121	1165	1278	1315	1385	1405	1377	1536	1495	1486	1531	1580	1578	1645	1700	1686	1704	1783	1838	1737	1611	1488														1532
0.90							1231	1298	1422	1425	1425	1625	1577	1765	1625	1855	1792	1878	1885	1928	2055	2085	2215	2085	2471	2228	2260																1928
0.75					1137	1212	1203	1225	1331	1328	1375	1446	1525	1595	1578	1579	1654	1725	1683	1875	1837	1793	1984	1928	1993	2058	1975	1488															1688
0.50		1200		975	1075	1143	1141	1150	1241	1258	1316	1395	1364	1512	1468	1525	1553	1577	1575	1688	1639	1686	1637	1712	1675	1688	1588	1375															1587
0.25					962	1121	1079	1091	1195	1168	1237	1357	1264	1431	1412	1328	1396	1458	1441	1588	1578	1486	1397	1487	1556	1488	1362	1288															1347
0.10							1025	1066	1168	1075	1158	1225	1213	1378	1362	1295	1385	1385	1398	1418	1431	1195	1357	1415	1511	1355	1148																1176

YEARS SINCE FIRST DEGREE

OCCUPATIONAL GROUP — CHEMISTRY — SUPERVISORY
ALL SERVICES- 283 ARMY- 67 NAVY- 98 AIR FORCE- 46
MASTERS- 283

	0	1	2	3	4	5	6	7	8	9	10	11	12	13	14	15	16	17	18	19	20	21	22	23	24	25	26	27	28	29	30	31	32	33	34	35	36	40	45	99	
SUM					5	4	8	10	9	8	7	12	7	5	5	3	13	35	19	7	12	8	4	7	2	5	6	2															283
PER CENT					2	4	6	13	17	21	25	31	34	36	39	40	47	64	73	77	83	87	89	92	93	96	99	100															
MEAN					1015	1112	1117	1180	1236	1225	1267	1262	1382	1355	1475	1491	1420	1542	1556	1646	1712	1812	1862	1668	1658	1775	1758	1558															1466
0.90								1241	1485			1347					1817	1841	1852		1948																					1879
0.75					1068	1188	1388	1229	1296	1388	1412	1325	1588	1393	1568	1612	1618	1631	1681	1986	1883	2088	1975	1762		1987	1925																1635
0.50					991	1083	1288	1288	1268	1258	1225	1275	1362	1362	1525	1575	1325	1553	1606	1525	1625	1888	1988	1675	1658	1775	1758	1558															1411
0.25					978	1066	1088	1125	1212	1188	1168	1158	1293	1312	1362	1287	1212	1391	1395	1437	1566	1588	1658	1487		1612	1675																1252
0.10								1188	995			1128					1157	1353	1295		1368																					1188

YEARS SINCE FIRST DEGREE

OCCUPATIONAL GROUP — ATMO EARTH SEA SPACE SCI — SUPERVISORY
ALL SERVICES- 78 ARMY- 50 NAVY- 17 AIR FORCE- 11
MASTERS- 78

	0	1	2	3	4	5	6	7	8	9	10	11	12	13	14	15	16	17	18	19	20	21	22	23	24	25	26	27	28	29	30	31	32	33	34	35	36	40	45	99	
SUM				1				2		2		2	2	2	2	3	6	6	10	4	4	7	12	4	3	1	3	2															78
PER CENT				1				3		6		8	11	14	16	20	28	35	48	53	58	67	83	88	92	93	97	100															
MEAN				775				1825		1825		1188	1358	1225	1075	1141	1225	1488	1459	1362	1425	1417	1516	1637	1758	1225	1541	1625															1388
0.90																1362	1325	1387	1650				1748				1581															1768
0.75																1175	1158	1358	1612	1425	1688	1528	1658	1858	1962																		1545
0.50				775				1825		1825		1188	1358	1225	1075	887	1075	1275	1475	1358	1388	1387	1475	1688	1775	1225	1562	1625															1378
0.25																			1275	1388	1258	1337	1488	1288	1537		1487																	1196
0.10																			1158				1218																				1067

YEARS SINCE FIRST DEGREE

OCCUPATIONAL GROUP BIOLOGY AND AGRICULTURE SUPERVISORY
ALL SERVICES- 22 ARMY- 4 NAVY- 4 AIR FORCE- 14
MASTERS- 22

	0	1	2	3	4	5	6	7	8	9	10	11	12	13	14	15	16	17	18	19	20	21	22	23	24	25	26	27	28	29	30	31	32	33	34	35	36	40	41	45	46	99
SUM									1								1	1	4	4	3	2	1	1	2	1	1															22
PER CENT									4								4	13	31	58	63	72	77	81	90	95	100															
MEAN									1025								1375	1375	1550	1475	1825	1450	1825	1575	1650	1475	1875															1559
0.90																			1688	1488	1962																			1888
0.75																			1550	1375	1875																			1825
0.50									1025								1375	1375	1550	1375	1875	1450	1825	1575	1650	1475	1875															1500
0.25																			1350	1350	1637																			1368
0.10																																										1305

YEARS SINCE FIRST DEGREE

OCCUPATIONAL GROUP ALL OTHER ENGINEERING SUPERVISORY
ALL SERVICES- 45 ARMY- 39 NAVY- 4 AIR FORCE- 2
MASTERS- 45

	0	1	2	3	4	5	6	7	8	9	10	11	12	13	14	15	16	17	18	19	20	21	22	23	24	25	26	27	28	29	30	31	32	33	34	35	36	40	41	45	46	99
SUM					1					3	1		2	1	2	2		3	9		2	1	3	4	2	2	3														45
PER CENT					2					8	11		15	17	22	26		42	62		66	68	75	84	88	93	100															
MEAN					725					975	825		1075	875	1075	1125		1050	1319		1475	1375	1500	1287	1188	1188	1391														1193
0.90																			1585																						1487
0.75										1012									1395						1962	1375						1562									1356
0.50					725					975	825		1075	875	1075	1125			1350		1475	1375	1325	1250	1188	1188	1475														1147
0.25										937									1212					1237	1200			1137													1028
0.10																			1095																						925

YEARS SINCE FIRST DEGREE

OCCUPATIONAL GROUP SOC ANTHRO ECON + PSYCH SUPERVISORY
ALL SERVICES- 47 ARMY- 20 NAVY- 14 AIR FORCE- 13
MASTERS- 47

	0	1	2	3	4	5	6	7	8	9	10	11	12	13	14	15	16	17	18	19	20	21	22	23	24	25	26	27	28	29	30	31	32	33	34	35	36	40	41	45	46	99
SUM				1	2	1	1	1	1	3	1	1	3	3	2	2	4	4	3	3	1	5	2		3			1													47
PER CENT				2	6	8	10	12	14	21	23	25	31	36	42	44	53	61	68	74	76	87	91		97			100													
MEAN				725	725	1025	1075	1025	1125	1150	1225	1325	1341	1225	1650	1275	1475	1338	1650	1700	1575	1465	1500		1675			1425													1371
0.90																																										1665
0.75										1231			1512	1312			1550	1488	1912	2012		1587			1912															1565
0.50				725	725	1025	1075	1025	1125	1212	1225	1325	1375	1275	1650	1275	1450	1250	1625	1625	1575	1425	1500		1625			1425													1505
0.25										1037			1137	1087			1400	1225	1437	1487		1362			1487															1217
0.10																																										1028

YEARS SINCE FIRST DEGREE

OCCUPATIONAL GROUP MATHEMATICS + STATISTICS SUPERVISORY
ALL SERVICES- 98 ARMY- 40 NAVY- 33 AIR FORCE- 17
MASTERS- 98

	0	1	2	3	4	5	6	7	8	9	10	11	12	13	14	15	16	17	18	19	20	21	22	23	24	25	26	27	28	29	30	31	32	33	34	35	36	40	41	45	46	99
SUM	2			1		2	3	3	2	2	7	5	3	3	2	2	9	16	9	2	3	4	2	2	2	1	1														98
PER CENT	2			3		5	8	12	14	16	24	30	33	36	38	41	51	71	81	83	86	91	93	95	97	98	100														
MEAN	1025			975		1050	1125	1100	1325	1300	1240	1385	1350	1341	1425	1625	1413	1583	1730	1725	1650	1588	1850	1650	1900	1675	1375														1467
0.90																	1577	1918	2155																						1883
0.75							1162	1162			1300	1537	1412	1362			1543	1675	1937		1962	1600																			1645
0.50	1025			975		1050	1125	1087	1325	1300	1241	1325	1375	1337	1425	1625	1387	1562	1775	1725	1925	1450	1850	1650	1900	1675	1375														1440
0.25							1087	1068			1212	1262	1287	1318			1312	1462	1656		1887	1488																			1255
0.10																	1195	1298	995																						1188

YEARS SINCE FIRST DEGREE

OCCUPATIONAL GROUP — OTHER SPECIALTIES — SUPERVISORY
ALL SERVICES- 364 ARMY- 151 NAVY- 140 AIR FORCE- 73
MASTERS- 364

	0	1	2	3	4	5	6	7	8	9	10	11	12	13	14	15	16 17	18 19	20 21	22 23	24 25	26 27	28 29	30 31	32 33	34 35	36 40	41 45	46 99	
SUM					2	2	6	3	7	11	14	6	9	7	7	12	30	60	37	14	20	19	20	19	22	15	13	5		364
PER CENT						1	2	3	5	8	12	14	15	17	19	22	38	49	59	63	68	74	79	84	90	95	98	100		
MEAN					1475	1125	1125	1258	1175	1352	1389	1175	1455	1282	1498	1454	1473	1589	1670	1742	1628	1835	1627	1727	1734	1581	1905	1435		1578
0.90										1545	1590					1820	1650	1955	1943	2288	1950	2255	1987	2030	2196	1937	2285			1998
0.75							1175	1812	1237	1462	1487	1325	1493	1381	1762	1575	1582	1700	1884	1925	1825	2062	1980	2083	1925	1812	2893	1443		1818
0.50					1475	1125	1175	1125	1208	1325	1350	1200	1462	1337	1387	1450	1500	1593	1643	1650	1625	1837	1600	1725	1700	1625	2012	1412		1565
0.25							1	837	1037	1243	1306	1025	1412	1037	1343	1350	1362	1380	1512	1487	1450	1593	1450	1512	1362	1379	1656	1312			1356
0.10										1202	1260					1160	1250	1245	1285	1420	1250	1445	1250	1395	1280	1225	1365			1196

YEARS SINCE FIRST DEGREE

OCCUPATIONAL GROUP AERO + AS RO ENGINEERING SUPERVISORY
ALL SERVICES- 22 ARMY- 3 NAVY- 9 AIR FORCE- 10
DOCTORATE- 22

	0	1	2	3	4	5	6	7	8	9	10	11	12	13	14	15	16 17	18 19	20 21	22 23	24 25	26 27	28 29	30 31	32 33	34 35	36 40	41 45	46 99	
SUM										2							4	2	2	2	1	1	2	4	1	1		2		27
PER CENT										9							27	18	45	54	59	63	72	81	86	95		100		
MEAN										1275							1750	1750	2100	1750	1925	2475	1950	2025	1625	2475		1750		1845
0.90																														2463
0.75																	1850													2062
0.50										1275							1750	1750	2100	1750	1925	2475	1950	2025	1625	2475		1750		1825
0.25																	1400													1587
0.10																														1360

YEARS SINCE FIRST DEGREE

OCCUPATIONAL GROUP CHEMICAL ENGINEERING SUPERVISORY
ALL SERVICES- 4 ARMY- 1 NAVY- 3 AIR FORCE- 0
DOCTORATE- 4

	0	1	2	3	4	5	6	7	8	9	10	11	12	13	14	15	16 17	18 19	20 21	22 23	24 25	26 27	28 29	30 31	32 33	34 35	36 40	41 45	46 99	
SUM													1										2	1						4
PER CENT													25										75	100						
MEAN													1275										1300	2475						1587
0.90																														1488
0.75																														1388
0.50													1275										1300	2475						1250
0.25																														
0.10																														

YEARS SINCE FIRST DEGREE

OCCUPATIONAL GROUP ELECTRIC + ELECTRONIC ENG SUPERVISORY
ALL SERVICES- 21 ARMY- 4 NAVY- 13 AIR FORCE- 4
DOCTORATE- 21

	0	1	2	3	4	5	6	7	8	9	10	11	12	13	14	15	16 17	18 19	20 21	22 23	24 25	26 27	28 29	30 31	32 33	34 35	36 40	41 45	46 99	
SUM					1					2	1	1	1	2	1	1	4	1			1	1		2	1			1		21
PER CENT					4					14	19	23	28	38	42	47	66	71			76	80		90	95			100		
MEAN					1325					1400	1875	1475	1325	1625	1425	1375	1587	2075			1975	2175		2175	1925			1425		1628
0.90																														2095
0.75																	1600													1893
0.50					1025					1400	1875	1475	1325	1625	1425	1375	1588	2075			1975	2175		2175	1925			1425		1491
0.25																	1450													1404
0.10																														1285

YEARS SINCE FIRST DEGREE

OCCUPATIONAL GROUP ENGINEERING MECHANICS SUPERVISORY
ALL SERVICES- 8 ARMY- 5 NAVY- 2 AIR FORCE- 1
DOCTORATE- 8

	0	1	2	3	4	5	6	7	8	9	10	11	12	13	14	15	16 17	18 19	20 21	22 23	24 25	26 27	28 29	30 31	32 33	34 35	36 40	41 45	46 99	
SUM							1	1				1			1	1							1	1					1		8
PER CENT							12	25				37			50	62							75	87					100		
MEAN							1425	1225				1225			1475	1475							1675	1575					1575		1456
0.90																														1575
0.75																														1475
0.50							1425	1225				1225			1475	1475							1675	1375					1575		1250
0.25																														
0.10																														

YEARS SINCE FIRST DEGREE

OCCUPATIONAL GROUP NUCLEAR OR REACTOR ENG SUPERVISORY
ALL SERVICES- 2 ARMY- 2 NAVY- 0 AIR FORCE- 0
DOCTORATE- 2

	0	1	2	3	4	5	6	7	8	9	10	11	12	13	14	15	16	17	18	19	20	21	22	23	24	25	26	27	28	29	30	31	32	33	34	35	36	40	41	45	46	99	
SUM										1					1																												2
PER CENT										50					100																												
MEAN										1225					1475																												1358
0.90																																										
0.75																																										
0.50										1225					1475																												1358
0.25																																										
0.10																																										

YEARS SINCE FIRST DEGREE

OCCUPATIONAL GROUP PHYSICS & ASTRONOMY SUPERVISORY
ALL SERVICES- 88 ARMY- 27 NAVY- 44 AIR FORCE- 17
DOCTORATE- 88

	0	1	2	3	4	5	6	7	8	9	10	11	12	13	14	15	16	17	18	19	20	21	22	23	24	25	26	27	28	29	30	31	32	33	34	35	36	40	41	45	46	99	
SUM						1		1	1	4	4	2	4	5	2	1	9	8		4	10	3	4	3	2	3	3	3	1	88													
PER CENT						1		2	3	7	12	14	19	25	27	28				63	75	78	82	86	88	92	95	98	100														
MEAN						1125		1425	1475	1312	1412	1388	1488	1445	1475	1825				1737	1929	2058	1925	2341	1958	1975	1891	1758	1375	1684													
0.90																	1755		2100		2200									2178												
0.75										1300	1600		1458	1518			1587	1316	1825	2175	2075	2212	2050	2481		28'	2112	1912		1887												
0.50						1125		1425	1475	1275	1250	1388	1425	1487	1475	1825	1491	1750	1650	1680	1866	2125	2000	2462	1958	1975	1875	1687	1375	1648												
0.25										1250	1225		1300	1456			1454	1650	1375	1650	1775	1837	1250	2087		1937	1687	1660		1433												
0.10																	1145		1200		1600									1231												

YEARS SINCE FIRST DEGREE

OCCUPATIONAL GROUP CHEMISTRY SUPERVISORY
ALL SERVICES- 234 ARMY- 72 NAVY- 101 AIR FORCE- 61
DOCTORATE- 234

	0	1	2	3	4	5	6	7	8	9	10	11	12	13	14	15	16	17	18	19	20	21	22	23	24	25	26	27	28	29	30	31	32	33	34	35	36	40	41	45	46	99	
SUM									2	5	8	17	16	16	8	13	13	22	28	28	13	12	4	5	8	5	5	12	9		234												
PER CENT									2	6	13	17	22	25	31	36	46	56	66	72	77	79	81	84	86	88	94	97	100													
MEAN									1325	1175	1375	1363	1395	1388	1562	1475	1578	1647	1666	1782	1885	1984	2100	1915	1981	2195	1995	1958	1936	1745	1674												
0.90												1565	1788	1558		1599	1778	1845	1886	2000	2092	2290						2488	2285		2138												
0.75										1195	1450	1521	1475	1475	1600	1562	1637	1775	1888	1916	2037	2000	2350	2237	2225	2466	2187	2000	2166	1887	1871												
0.50									1325	1175	1416	1325	1350	1416	1550	1475	1568	1680	1650	1825	1675	1925	1850	1875	1950	2325	1925	1925	1975	1825	1685												
0.25										1154	1225	1231	1237	1275	1400	1404	1526	1565	1560	1583	1581	1650	1800	1612	1800	1912	1712	1650	1733	1562	1456												
0.10												1167	1150	1100		1215	1457	1460	1348	1500	1515	1410						1560	1445		1253												

YEARS SINCE FIRST DEGREE

OCCUPATIONAL GROUP ATMO EARTH SEA SPACE SCI SUPERVISORY
ALL SERVICES- 183 ARMY- 87 NAVY- 68 AIR FORCE- 28
DOCTORATE- 183

	0	1	2	3	4	5	6	7	8	9	10	11	12	13	14	15	16	17	18	19	20	21	22	23	24	25	26	27	28	29	30	31	32	33	34	35	36	40	41	45	46	99	
SUM										1	2	3	1	5	1	6	1	12	7	13	24	15	14	13	8	9	12	10	4	12	6	2	183										
PER CENT										1	3	6	7	11	12	18	22	29	42	50	58	65	69	74	81	86	89	95	98	100													
MEAN										1025	1275	1291	1125	1365	1475	1458	1375	1410	1682	1455	1577	1475	1535	1663	1786	1697	1975	1775	1937	1958	1988	1875	1624										
0.90																	1498		1735	1869	1641	1865	1885		2085	2290	2000		2290			2046										
0.75												1562		1437		1483	1483	1812	1579	1700	1684	1612	1745	1888	1937	2225	1962	2050	2100	2075		1887										
0.50										1025	1275	1225	1125	1375	1475	1458	1375	1458	1491	1487	1525	1475	1562	1637	1625	1625	2000	1700	1950	1925	1750	1875	1577										
0.25												1087		1312		1358		1325	1462	1360	1416	1362	1425	1578	1488	1556	1850	1637	1750	1775	1712		1419										
0.10																		1200		1350	1262	1360	1365		1395	1510	1600		1610				1296										

YEARS SINCE FIRST DEGREE

OCCUPATIONAL GROUP — BIOLOGY AND AGRICULTURE — SUPERVISORY
ALL SERVICES- 27 ARMY- 7 NAVY- 6 AIR FORCE- 14
DOCTORATE- 27

	0	1	2	3	4	5	6	7	8	9	10	11	12	13	14	15	16	18	20	22	24	26	28	30	32	34	36	40	45	99	
SUM							1	1	1	1		1			1		2		4	1	2	6	2	1	1	2					27
PER CENT							3	7	11	14		18			22		29		44	48	55	77	85	88	92	100					
MEAN							1825	1375	1475	1225		1175			1675		1688		1687	1875	2175	1958	1975	2225	1525	1875					1752
.90																															2287
.75																			1858			2125									2062
.50							1825	1375	1475	1225		1175			1675		1688		1688	1875	2175	1988	1975	2225	1525	1875					1725
.25																			1458			1862									1493
.10																															1235

YEARS SINCE FIRST DEGREE

OCCUPATIONAL GROUP — ALL OTHER ENGINEERING — SUPERVISORY
ALL SERVICES- 143 ARMY- 106 NAVY- 21 AIR FORCE- 16
DOCTORATE- 143

	0	1	2	3	4	5	6	7	8	9	10	11	12	13	14	15	16	18	20	22	24	26	28	30	32	34	36	40	45	99	
SUM									2		7	6	5	5	3	6	8	27	17	4	6	9	9	6	9	5	3	6			143
PER CENT									1		6	10	13	17	19	23	29	48	60	62	67	73	79	83	90	93	95	100			
MEAN									1050		1182	1160	1215	1195	1158	1283	1362	1469	1495	1662	1616	1652	1763	1575	1891	2025	1579	1858			1511
.90																	1782	1857				1985	2455		2477						1892
.75											1262	1225	1237	1287	1212	1375	1488	1581	1643	1850	1825	1879	1887	1725	1993	2468	1712	2025			1728
.50									1050		1175	1156	1187	1125	1137	1275	1250	1425	1558	1488	1688	1587	1687	1550	1875	1875	1575	1888			1465
.25											1043	1112	1156	1031	1118	1225	1150	1322	1312	1358	1562	1462	1612	1475	1612	1712	1437	1625			1248
.10																		1278	1178			1345	1895		1245						1123

YEARS SINCE FIRST DEGREE

OCCUPATIONAL GROUP — SOC ANTHRO ECON + PSYCH — SUPERVISORY
ALL SERVICES- 94 ARMY- 32 NAVY- 31 AIR FORCE- 31
DOCTORATE- 94

	0	1	2	3	4	5	6	7	8	9	10	11	12	13	14	15	16	18	20	22	24	26	28	30	32	34	36	40	45	99	
SUM					1	2	1		4	5	1	3	2	2	2	7	5	16	14	2	3	8		6		1	7	2			94
PER CENT					1	3	4		8	13	14	18	28	22	24	31	37	54	69	71	74	82		89		98	97	100			
MEAN					1125	1525	1825		1375	1295	1275	1375	1575	1550	1388	1396	1435	1688	1728	1575	1691	1750		1858		1525	1818	1625			1585
.90																	1835	2465													1926
.75									1450	1337		1512				1512	1493	1775	1925		1912	1925		1925			2456				1793
.50					1125	1525	1825		1250	1287	1275	1325	1575	1550	1388	1462	1462	1583	1688	1575	1825	1850		1850		1525	1575	1625			1553
.25									1225	1256		1287				1237	1362	1450	1412		1337	1588		1775			1443				1395
.10																		1348	1368												1255

YEARS SINCE FIRST DEGREE

OCCUPATIONAL GROUP — MATHEMATICS + STATISTICS — SUPERVISORY
ALL SERVICES- 22 ARMY- 5 NAVY- 8 AIR FORCE- 9
DOCTORATE- 22

	0	1	2	3	4	5	6	7	8	9	10	11	12	13	14	15	16	18	20	22	24	26	28	30	32	34	36	40	45	99	
SUM									1					1				2	3		1	3	1	2	2	2	4			22
PER CENT									4					9				18	31		36	50	54	63	72	81	100			
MEAN									1875					1725				1988	1975		1625	1925	2475	1975	2288	1958	2188			1956
.90																															2478
.75																			2462			2462					2188				2087
.50									1875					1725				1988	1825		1625	1675	2475	1975	2288	1958	1958				1912
.25																			1637			1637					1925				1725
.10																															1628

YEARS SINCE FIRST DEGREE

OCCUPATIONAL GROUP — OTHER SPECIALTIES
ALL SERVICES- 228 ARMY- 187 NAVY- 77 AIR FORCE- 44 SUPERVISORY
DOCTORATE- 228

	0	1	2	3	4	5	6	7	8	9	10	11	12	13	14	15	16	17	18	19	20	21	22	23	24	25	26	27	28	29	30	31	32	33	34	35	36	40	41	45	46	99
SUM		975			1525																																				
PER CENT																																										
MEAN																																									
0.90																																									
0.75																																									
0.50																																									
0.25																																									
0.10																																									

YEARS SINCE FIRST DEGREE

OCCUPATIONAL GROUP ELECTRIC + ELECTRONIC ENG SUPERVISORY
ALL SERVICES- 1 ARMY- 0 NAVY- 1 AIR FORCE- 0
MD/ODS/DVM- 1

	0	1	2	3	4	5	6	7	8	9	10	11	12	13	14	15	16 17	18 19	20 21	22 23	24 25	26 27	28 29	30 31	32 33	34 35	36 40	41 45	46 99	
SUM																											1			1
PER CENT																											100			
MEAN																											2325			2325
0.90																														
0.75																														
0.50																											2325			2325
0.25																														
0.10																														

YEARS SINCE FIRST DEGREE

OCCUPATIONAL GROUP PHYSICS + ASTRONOMY SUPERVISORY
ALL SERVICES- 1 ARMY- 1 NAVY- 0 AIR FORCE- 0
MD/ODS/DVM- 1

	0	1	2	3	4	5	6	7	8	9	10	11	12	13	14	15	16 17	18 19	20 21	22 23	24 25	26 27	28 29	30 31	32 33	34 35	36 40	41 45	46 99	
SUM																											1			1
PER CENT																											100			
MEAN																											2475			2475
0.90																														
0.75																														
0.50																											2475			2475
0.25																														
0.10																														

YEARS SINCE FIRST DEGREE

OCCUPATIONAL GROUP CHEMISTRY SUPERVISORY
ALL SERVICES- 1 ARMY- 1 NAVY- 0 AIR FORCE- 0
MD/ODS/DVM- 1

	0	1	2	3	4	5	6	7	8	9	10	11	12	13	14	15	16 17	18 19	20 21	22 23	24 25	26 27	28 29	30 31	32 33	34 35	36 40	41 45	46 99	
SUM																											1			1
PER CENT																											100			
MEAN																											2475			2475
0.90																														
0.75																														
0.50																											2475			2475
0.25																														
0.10																														

YEARS SINCE FIRST DEGREE

OCCUPATIONAL GROUP ATMO EARTH SEA SPACE SCI SUPERVISORY
ALL SERVICES- 2 ARMY- 2 NAVY- 0 AIR FORCE- 0
MD/ODS/DVM- 2

	0	1	2	3	4	5	6	7	8	9	10	11	12	13	14	15	16 17	18 19	20 21	22 23	24 25	26 27	28 29	30 31	32 33	34 35	36 40	41 45	46 99	
SUM																						1					1			2
PER CENT																						50					100			
MEAN																						2075					1575			1825
0.90																														
0.75																														
0.50																						2075					1575			1825
0.25																														
0.10																														

YEARS SINCE FIRST DEGREE

OCCUPATIONAL GROUP ALL OTHER ENGINEERING SUPERVISORY
ALL SERVICES- 16 ARMY- 9 NAVY- 4 AIR FORCE- 3
MD/DDS/DVM- 16

	0	1	2	3	4	5	6	8	9	10	11	12	13	14	15	16 17	18 19	20 21	22 23	24 25	26 27	28 29	30 31	32 33	34 35	36 40	41 45	46 99
SUM												3	2							4		1	1	2		1	2	16
PER CENT												18	31							56		62	68	81		87	100	
MEAN												1675	1525							1962		2475	1925	2050		2175	2300	1950
0.90																												2460
0.75												1762								2250								2200
0.50												1637	1525							2050		2475	1925	2050		2175	2300	2000
0.25												1618								1300								1650
0.10																												1330

YEARS SINCE FIRST DEGREE

OCCUPATIONAL GROUP OTHER SPECIALTIES SUPERVISORY
ALL SERVICES- 22 ARMY- 14 NAVY- 5 AIR FORCE- 3
MD/DDS/DVM- 22

	0	1	2	3	4	5	6	7	8	9	10	11	12	13	14	15	16 17	18 19	20 21	22 23	24 25	26 27	28 29	30 31	32 33	34 35	36 40	41 45	46 99
SUM										1		1			1		4	1	3		2			3	1			3	2	22
PER CENT										4		9			13		31	36	58		59			72	77			90	100	
MEAN										1175		1525			1925		1687	875	1900		1350			1925	2475			2475	2475	1877
0.90																													2484
0.75																	1950		2462					2212				2487		2468
0.50										1175		1525			1925		1680	875	1825		1350			2075	2475			2475	2475	1925
0.25																	1288		1437					1487				2462		1475
0.10																														1155

YEARS SINCE FIRST DEGREE

OCCUPATIONAL GROUP: AERO + ASTRO ENGINEERING — SUPERVISORY
ALL SERVICES- 461 — ARMY- 112 — NAVY- 140 — AIR FORCE- 209
TOT DEGREE- 461 — MD/DDS/DVM- — DOCTORATE- 22 — MASTERS- 116 — BACHELORS- 323

SUM		1	1	3	7	6	12	27	29	23	26	14	28	15	17	14	44	52	33	8	21	29	29	18	8	3	9	4	461
PER CENT				1	2	3	6	12	18	23	29	31	35	39	42	45	55	66	73	75	88	86	92	94	96	97	99	100	
MEAN		825	825	866	853	1008	191	212	238	316	389	355	478	411	451	587	554	534	694	612	663	716	838	725	625	658	658	750	1491
0.90							248	427	318	483	456	588	688	593	665	638	888	898	2035		1922	955	2451	2088			2027		1984
0.75				1062	1112	1125	230	278	279	412	387	441	562	565	612	581	616	641	879	658	845	879	1942	1925	658	2462	1937	888	1632
0.50		825	825	987	825	883	200	210	237	287	388	350	462	462	462	533	550	588	675	616	643	634	887	688	616	375	575	750	1454
0.25				968	979	858	150	119	201	229	241	241	375	389	287	391	387	378	456	458	556	578	612	475	588	137	412	358	1281
0.10							105	845	123	178	165	216	325	175	235	356	348	312	363		482	495	472	375			372		1163
																	16	18	20	22	24	26	28	30	32	34	36	41	46
	0	1	2	3	4	5	6	7	8	9	10	11	12	13	14	15	17	19	21	23	25	27	29	31	33	35	40	45	99

YEARS SINCE FIRST DEGREE

OCCUPATIONAL GROUP: CHEMICAL ENGINEERING — SUPERVISORY
ALL SERVICES- 171 — ARMY- 121 — NAVY- 38 — AIR FORCE- 12
TOT DEGREE- 171 — MD/DDS/DVM- — DOCTORATE- 4 — MASTERS- 33 — BACHELORS- 134

SUM					2	1	3	3	4	2	11	8	4	5	2	5	13	19	17	3	14	17	14	4	6	7	5	2	171
PER CENT						1	3	5	7	8	15	19	22	25	26	29	36	47	57	59	67	77	85	88	91	95	98	100	
MEAN					1188	875	841	1125	437	275	261	268	212	395	225	295	371	443	487	588	532	436	496	887	783	417	595	475	1416
0.90											1495						1567	1655	1765		1738	815	688						1699
0.75							881	1137	358		1362	358	1258	1437		1343	1437	1684	1495	1912	1675	584	1612	1888	875	1562	1737		1572
0.50					1188	875	1052	1125	388	275	1191	1288	1288	1337	1225	1312	1368	1425	1412	1425	1558	1425	1475	1788	1658	1462	1625	1475		1386
0.25							987	1112	1288		1143	1158	1175	1386		1262	1386	1318	1256	1187	1391	1231	1387	1658	1575	1237	1281		1229
0.10											1182						1165	1222	1142		1356	1035	1328						1137
																	16	18	20	22	24	26	28	30	32	34	36	41	46
	0	1	2	3	4	5	6	7	8	9	10	11	12	13	14	15	17	19	21	23	25	27	29	31	33	35	40	45	99

YEARS SINCE FIRST DEGREE

OCCUPATIONAL GROUP: ELECTRIC + ELECTRONIC ENG — SUPERVISORY
ALL SERVICES- 1824 — ARMY- 694 — NAVY- 814 — AIR FORCE- 316
TOT DEGREE- 1824 — MD/DDS/DVM- 1 — DOCTORATE- 21 — MASTERS- 361 — BACHELORS- 1441

SUM	4	8	20	33	51	65	55	74	102	83	123	62	78	42	59	67	175	213	93	13	56	84	68	56	37	43	48	18	5	1824
PER CENT			1	3	6	9	12	16	22	27	33	37	41	43	46	50	59	71	76	77	80	84	88	91	93	96	98	99	100	
MEAN	775	812	1015	988	1044	1188	1191	1287	1213	1273	1315	1318	1402	1364	1446	1394	1473	1534	1566	1589	1648	1688	1638	1712	1625	1688	1623	1688	1455	1415
0.90			1488	1895	1142	1228	1288	1297	1323	1438	1476	1568	1658	1498	1655	1585	1762	1888	1816	1842	1978	1986	1998	2036	2387	2033	2027	1968		1799
0.75	787	1258	1178	994	1894	1145	1151	1245	1276	1334	1387	1391	1518	1445	1556	1583	1598	1627	1662	1537	1825	1988	1888	1933	1745	1912	1783	1825	1587	1578
0.50	775	833	968	976	1851	1113	1118	1288	1213	1271	1388	1313	1343	1358	1395	1376	1429	1534	1555	1441	1688	1645	1688	1678	1562	1625	1688	1525	1475	1384
0.25	762	888	828	957	973	1862	1869	1128	1129	1283	1241	1215	1275	1382	1337	1385	1364	1396	1425	1387	1588	1475	1441	1466	1452	1471	1433	1425	1262	1238
0.10			887	987	952	1883	1825	1183	1287	1123	1177	1151	1288	1283	1195	1211	1267	1316	1378	1355	1326	1374	1371	1382	1285	1383	1272	1348		1181
																	16	18	20	22	24	26	28	30	32	34	36	41	46	
	0	1	2	3	4	5	6	7	8	9	10	11	12	13	14	15	17	19	21	23	25	27	29	31	33	35	40	45	99	

YEARS SINCE FIRST DEGREE

OCCUPATIONAL GROUP: ENGINEERING MECHANICS — SUPERVISORY
ALL SERVICES- 1038 — ARMY- 593 — NAVY- 346 — AIR FORCE- 99
TOT DEGREE- 1038 — MD/DDS/DVM- — DOCTORATE- 8 — MASTERS- 135 — BACHELORS- 895

SUM	2	6	2	12	13	20	31	51	44	42	51	33	37	35	32	30	128	138	51	13	38	53	55	28	38	33	22	8		1038
PER CENT				2	3	5	8	13	17	21	26	29	33	36	39	42	54	68	73	74	77	83	88	91	93	97	99	100		
MEAN	925	925	1125	987	878	1142	1142	1175	1186	1242	1244	1294	1292	1483	1378	1315	1378	1488	1425	1471	1526	1548	1576	1595	1433	1537	1495	1418		1375
0.90			1148	1142	1258	1295	1345	1291	1428	1398	1435	1473	1581	1528	1575	1563	1881	1639	1642	1885	1887	1958	1955	1875	1867	1798				1676
0.75		1125		982	1898	1175	1198	1238	1258	1335	1328	1357	1377	1522	1448	1395	1446	1588	1562	1545	1691	1737	1762	1775	1562	1737	1625	1558		1511
0.50	925	825	1125	971	1878	1127	1125	1148	1168	1237	1241	1312	1278	1391	1371	1287	1377	1438	1484	1487	1525	1581	1578	1588	1395	1535	1588	1358		1358
0.25		775		958	1857	1188	1872	1188	1114	1132	1153	1284	1187	1385	1288	1191	1316	1368	1297	1486	1358	1362	1346	1378	1357	1381	1355	1258		1287
0.10				888	1815	983	1882	1865	1867	1818	1158	1153	1142	1255	1188	1148	1284	1274	1281	1265	1298	1165	1175	1298	1258	1165	1253			1189
																	16	18	20	22	24	26	28	30	32	34	36	41	46	
	0	1	2	3	4	5	6	7	8	9	10	11	12	13	14	15	17	19	21	23	25	27	29	31	33	35	40	45	99	

YEARS SINCE FIRST DEGREE

OCCUPATIONAL GROUP: NUCLEAR OR REACTOR ENG — SUPERVISORY
ALL SERVICES- 30 — ARMY- 20 — NAVY- 9 — AIR FORCE- 1
TOT DEGREE- 30 — MD/DDS/DVM- — DOCTORATE- 2 — MASTERS- 18 — BACHELORS- 18

SUM						1	1	1	1	2	2	1	1	2	3		3	7	2		1			1	1				30
PER CENT						3	6	10	13	20	23	26	30	36	46		56	80	86		90			93		96	100			
MEAN						1175	1075	1225	1275	1350	1525	1425	1325	1575	1491		1225	1596	1400		1625			1425		1825	1475			1445
0.90																													1825
0.75															1562		1331	1856											1575
0.50						1175	1075	1225	1275	1350	1525	1425	1325	1575	1475		1312	1	1400		1625			1425		1825	1475			1425
0.25															1437		1037	1387											1386
0.10																													1280

	0	1	2	3	4	5	6	7	8	9	10	11	12	13	14	15	16	17	18	19	20	21	22	23	24	25	26	27	28	29	30	31	32	33	34	35	36	40	41	45	46	99
YEARS SINCE FIRST DEGREE																																										

OCCUPATIONAL GROUP: PHYSICS + ASTRONOMY — SUPERVISORY
ALL SERVICES- 1998 — ARMY- 798 — NAVY- 859 — AIR FORCE- 341
TOT DEGREE- 1998 — MD/DDS/DVM- 1 — DOCTORATE- 88 — MASTERS- 468 — BACHELORS- 1441

SUM	2	7	6	10	17	31	43	53	65	66	80	88	77	63	54	48	228	291	131	38	73	123	123	67	63	54	73	22	2	1998												
PER CENT				1	2	3	5	8	11	15	19	23	27	30	33	35	46	61	68	69	73	79	85	89	92	95	98	99	100														
MEAN	1100	1182	958	1070	1086	1150	1135	1176	1251	1271	1335	1339	1391	1414	1412	1417	1486	1511	1575	1586	1713	1644	1684	1604	1665	1663	1628	1525	1325	1483												
0.90				1100	1265	1322	1235	1292	1445	1486	1537	1552	1581	1590	1597	1803	1734	1889	1879	1930	2067	2996	2033	2021	1997	2080	2045	1940		1874												
0.75		1556	987	996	1143	1181	1194	1227	1331	1307	1411	1425	1506	1512	1493	1533	1602	1626	1784	1791	1877	1815	1914	1912	1984	1945	1829	1675		1628												
0.50	1100	1275	950	978	1075	1126	1135	1160	1236	1250	1320	1327	1365	1395	1404	1377	1469	1492	1569	1583	1640	1613	1647	1637	1613	1650	1593	1391	1325	1440												
0.25		818	837	960	998	1096	1097	1101	1139	1186	1244	1242	1248	1321	1337	1387	1358	1374	1402	1368	1556	1469	1456	1447	1447	1393	1394	1325		1296												
0.10				800	958	985	1021	1065	1101	1125	1166	1148	1238	1214	1214	1172	1269	1250	1301	1245	1408	1341	1343	1285	1316	1267	1253	1253		1155												

	0	1	2	3	4	5	6	7	8	9	10	11	12	13	14	15	16	17	18	19	20	21	22	23	24	25	26	27	28	29	30	31	32	33	34	35	36	40	41	45	46	99
YEARS SINCE FIRST DEGREE																																										

OCCUPATIONAL GROUP: CHEMISTRY — SUPERVISORY
ALL SERVICES- 778 — ARMY- 276 — NAVY- 351 — AIR FORCE- 151
TOT DEGREE- 778 — MD/DDS/DVM- 1 — DOCTORATE- 234 — MASTERS- 283 — BACHELORS- 340

SUM	2	2	4	4	14	12	24	25	29	33	49	36	25	19	38	28	68	108	62	25	36	31	19	22	12	16	24	13	6	778												
PER CENT				1	3	4	7	11	14	19	25	30	33	35	39	43	51	65	73	76	81	85	88	90	92	94	97	99	100														
MEAN	875	800	850	1050	1042	1041	1152	1171	1185	1273	1362	1325	1355	1453	1436	1521	1588	1558	1626	1677	1725	1733	1753	1786	1979	1765	1839	1801	1866	1493												
0.90				1130	1190	1288	1275	1302	1446	1526	1520	1591	1802	1585	1753	1810	1835	1913	2862	2070	2247	2285	2220	2478	2220	2468	2192		1915												
0.75			850	1000	1087	1100	1212	1237	1257	1347	1417	1366	1446	1554	1553	1699	1618	1666	1825	1912	1980	1954	1931	1987	2200	1975	1966	2037	1925	1656												
0.50	875	800	825	850	1058	1062	1135	1202	1203	1256	1275	1385	1343	1387	1412	1550	1561	1563	1685	1625	1700	1695	1687	1775	1950	1780	1880	1741	1858	1446												
0.25			800	825	979	966	1105	1102	1118	1201	1212	1250	1254	1346	1353	1425	1340	1384	1420	1462	1450	1495	1587	1512	1765	1550	1650	1562	1575	1264												
0.10					961	910	1020	1037	1065	1107	1157	1145	1158	1311	1250	1296	1213	1310	1357	1362	1300	1227	1422	1453	1518	1298	1390	1382		1126												

	0	1	2	3	4	5	6	7	8	9	10	11	12	13	14	15	16	17	18	19	20	21	22	23	24	25	26	27	28	29	30	31	32	33	34	35	36	40	41	45	46	99
YEARS SINCE FIRST DEGREE																																										

OCCUPATIONAL GROUP: ATMO EARTH SEA SPACE SCI — SUPERVISORY
ALL SERVICES- 425 — ARMY- 244 — NAVY- 123 — AIR FORCE- 58
TOT DEGREE- 425 — MD/DDS/DVM- 2 — DOCTORATE- 183 — MASTERS- 78 — BACHELORS- 162

SUM	1			1		4	1	8	10	8	9	9	16	9	23	16	38	51	34	19	27	23	35	24	28	11	16	9	2	425												
PER CENT							1	3	5	7	9	12	15	17	22	26	35	47	55	60	66	72	80	85	90	93	97	99	100															
MEAN	1225			775		912	1025	1062	1160	1186	1280	1169	1315	1230	1389	1483	1386	1442	1414	1498	1519	1525	1549	1789	1667	1615	1875	1880	1875	1456												
0.90									1350		1477	1455	1498	1377	1498	1826	1586	1847	1638	1852	1815	1985	1962	2248	1983	2045	2260	2455		1897												
0.75						1000		1150	1237	1158	1437	1184	1458	1293	1470	1483	1458	1581	1587	1598	1642	1620	1728	2025	1858	1912	2075	1843		1618												
0.50	1225			775		858	1025	1004	1190	1055	1300	1156	1358	1191	1308	1375	1266	1379	1400	1462	1575	1475	1491	1825	1650	1537	1852	1737	1875	1416												
0.25						888		966	1058	1016	1112	1126	1258	1154	1162	1175	1179	1271	1268	1379	1318	1312	1367	1558	1514	1418	1612	1612		1234												
0.10									900		1045	1045	988	1122	1068	1183	1046	1163	1123	1295	1185	1255	1212	1328	1388	1255	1563	1445		1894												

	0	1	2	3	4	5	6	7	8	9	10	11	12	13	14	15	16	17	18	19	20	21	22	23	24	25	26	27	28	29	30	31	32	33	34	35	36	40	41	45	46	99
YEARS SINCE FIRST DEGREE																																										

OCCUPATIONAL GROUP — BIOLOGY AND AGRICULTURE — SUPERVISORY
ALL SERVICES- 73 ARMY- 24 NAVY- 17 AIR FORCE- 32
TOT DEGREE- 73 MD/DDS/DVM- DOCTORATE- 27 MASTERS- 22 BACHELORS- 24

	0	1	2	3	4	5	6	7	8	9	10	11	12	13	14	15	16	17	18	19	20	21	22	23	24	25	26	27	28	29	30	31	32	33	34	35	40	45	99	
SUM							3	1	2	3		3	1		4	3	18	6	16	3	3	9	7	2	2	2														73
PER CENT							4	5	8	12		16			21	26	39	47	67	65	69	82	91	94	97	100														
MEAN							1841	1375	1250	1250		1315			1458	1325	1565	1500	1620	1591	2658	1858	1767	1858	1788	1075														1581
0.90																	1850		1950			2455																		1985
0.75							1862			1381							1381	1625	1575	1875	1862	2181	1937	1881																	1854
0.50							1837	1375	1250	1262		1125					1362	1500	1400	1600	1725	2162	1875	1725	1858	1788	1375														1554
0.25							1818			1237							1237	1325	1362	1412	1187	1837	1562	1618																	1357
0.10																		1150		1200			1495																	1166

YEARS SINCE FIRST DEGREE

OCCUPATIONAL GROUP — ALL OTHER ENGINEERING — SUPERVISORY
ALL SERVICES- 258 ARMY- 204 NAVY- 31 AIR FORCE- 23
TOT DEGREE- 258 MD/DDS/DVM- 16 DOCTORATE- 143 MASTERS- 45 BACHELORS- 54

	0	1	2	3	4	5	6	7	8	9	10	11	12	13	14	15	16	17	18	19	20	21	22	23	24	25	26	27	28	29	30	31	32	33	34	35	40	45	99	
SUM		1	1		3	2		1	3	3	12	8	11	16	6	11	19	41	38	5	15	12	17	12	14	6	9	8											258
PER CENT					1	2		3	4	5	10	13	17	21	23	27	33	49	61	63	68	73	80	84	90	93	96	100												
MEAN		625	575		888	800		775	991	975	1050	1100	1297	1195	1175	1161	1243	1329	1488	1555	1685	1578	1657	1491	1821	1712	1469	1968											1393
0.90										1290			1647	1550		1395	1725	1695	1795		2225	1896	2457	1846	2465		2155												1895
0.75					962			1062	1012	1200	1200	1600	1325	1225	1281	1362	1512	1591	1837	1862	1866	1887	1688	2125	1981	1593	2150												1611
0.50		625	575		737	800		775	1025	975	1025	1125	1187	1050	1133	1141	1225	1324	1378	1375	1587	1500	1625	1488	1988	1600	1475	1850											1333
0.25					718				887	937	925	1000	1045	1018	1188	1037	1112	1128	1212	1312	1293	1375	1312	1350	1575	1288	1162	1038											1122
0.10											818		1010	988		959	975	935	1198		1225	1310	1185	1218	1218		995												978

YEARS SINCE FIRST DEGREE

OCCUPATIONAL GROUP — SOC ANTHRO ECON + PSYCH — SUPERVISORY
ALL SERVICES- 158 ARMY- 59 NAVY- 45 AIR FORCE- 46
TOT DEGREE- 152 MD/DDS/DVM- DOCTORATE- 94 MASTERS- 47 BACHELORS- 9

	0	1	2	3	4	5	6	7	8	9	10	11	12	13	14	15	16	17	18	19	20	21	22	23	24	25	26	27	28	29	30	31	32	33	34	35	40	45	99	
SUM		3		1	3	3	2	2	5	8	2	4	5	5	4	8	18	22	17	5	4	13	3	7	3	1	1	3											158
PER CENT		2		2	4	6	8	9	12	18	19	22	25	28	31	36	43	58	69	72	75	84	86	93	92	93	94	100												
MEAN		1	8		725	850	1350	1050	1025	1325	1243	1250	1362	1435	1355	1475	1381	1438	1558	1716	1655	1662	1644	1458	1775	1675	1525	1818	1558											1488
0.90																	1688	1828	2457			1942																		1988
0.75		612			1111	912			1437	1388		1350	1568	1537	1508	1588	1525	1629	1918	1637	1858	1887	1612	1912	1912		2456	1632											1625
0.50		575		725	737	825	1050	1025	1237	1250	1258	1325	1525	1325	1456	1400	1458	1568	1625	1587	1588	1587	1387	1825	1625	1525	1575	1612											1475
0.25		487			718	1037			1288	1158		1388	1364	1262	1288	1258	1362	1387	1426	1556	1358	1456	1368	1437	1487		1443	1432											1388
0.10																	1858	1385	1367			1365																		1118

YEARS SINCE FIRST DEGREE

OCCUPATIONAL GROUP — MATHEMATICS + STATISTICS — SUPERVISORY
ALL SERVICES- 282 ARMY- 110 NAVY- 110 AIR FORCE- 62
TOT DEGREE- 282 MD/DDS/DVM- DOCTORATE- 22 MASTERS- 98 BACHELORS- 170

	0	1	2	3	4	5	6	7	8	9	10	11	12	13	14	15	16	17	18	19	20	21	22	23	24	25	26	27	28	29	30	31	32	33	34	35	40	45	99	
SUM		3		2	6	2	10	10	8	24	10	14	15	13	11	9	4	7	27	36	16	4	7	11	8	7	7	4	6											282
PER CENT		1		1	3	4	8	14	17	25	29	34	39	44	48	51	52	62	75	88	82	84	88	91	93	96	97	100												
MEAN		1288		1075	916	925	1038	1127	1137	1183	1298	1232	1315	1298	1388	1336	1462	1425	1481	1668	1558	1485	1593	1684	1532	1767	1675	1891											1375
0.90							1133	1232		1293	1458	1345	1525	1395	1595	1455		1687	1885	2178			1945																	1838
0.75	1562			987			1188	1285	1158	1242	1412	1318	1348	1362	1462	1379	1688	1562	1688	1858	1658	1912	1662	1858	1862	1931	1988	2075											1554
0.50	1075		1975	958	925	1058	1138	1116	1158	1258	1233	1291	1388	1335	1331	1458	1425	1483	1675	1488	1375	1575	1588	1625	1875	1788	1925												1321
0.25	987			825			975	1075	1083	1116	1175	1141	1225	1265	1388	1281	1288	1334	1358	1358	1375	1187	1387	1288	1187	1393	1158	1575												1149
0.10							858	998		1078	1125	1188	1187	1151		265		1185	1138	1138			1285																		1045

YEARS SINCE FIRST DEGREE

OCCUPATIONAL GROUP — OTHER SPECIALTIES — SUPERVISORY

ALL SERVICES- 1618 — ARMY- 788 — NAVY- 553 — AIR FORCE- 285

TOT DEGREE- 1618 — MD/DDS/DVM- 22 — DOCTORATE- 228 — MASTERS- 364 — BACHELORS- 1004

| | | |

NONDEGREED AND DEGREED SCIENTISTS AND ENGINEERS

Function: Nonsupervisory, Combined Supervisory, Level of Degree

		Page
Nonsupervisory:	No Degree	140
	Bachelor's Degrees	141
	Master's Degrees	142
	Doctorates	143
	Total Degrees	145
Combined Supervisory:	No Degree	146
	Bachelor's Degrees	147
	Master's Degrees	148
	Doctorates	149
	Total Degrees	151

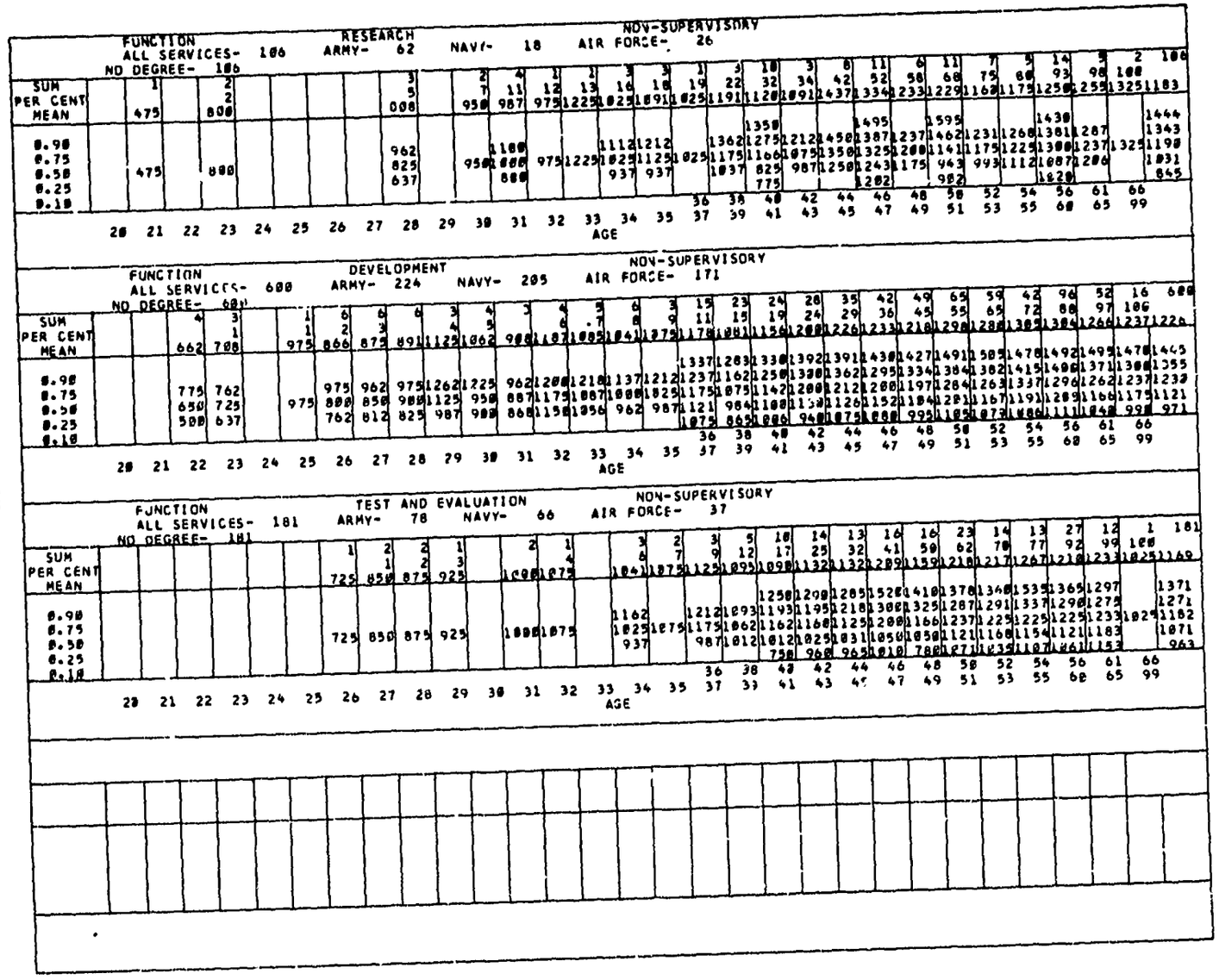

FUNCTION RESEARCH NON-SUPERVISORY
ALL SERVICES- 106 ARMY- 62 NAVY- 18 AIR FORCE- 26
NO DEGREE- 106

SUM		1		2					3		2	4	1	1	3	3	1	3	10	3	8	11	6	11	7	5	14	5	2	106
PER CENT				2					5		7	11	12	13	16	18	19	22	32	34	42	52	58	68	75	80	93	98	100	
MEAN		475		800					008		950	987	975	1225	1025	1091	1025	1191	1120	1091	1437	1334	1233	1229	1162	1175	1250	1255	1325	1183
0.90																			1350			1495		1595			1430			1444
0.75									962			1100			1112	1212		1362	1275	1212	1450	1387	1237	1462	1231	1268	1381	1287		1343
0.50		475		800					825		950	1000	975	1225	1025	1125	1025	1175	1166	1075	1350	1325	1200	1141	1175	1225	1300	1237	1325	1190
0.25									637			800			937	937		1037	825	987	1250	1243	1175	943	993	1112	1087	1206		1031
0.10																			775			1202		902			1020			845
																	36	38	40	42	44	46	48	50	52	54	56	61	66	
	20	21	22	23	24	25	26	27	28	29	30	31	32	33	34	35	37	39	41	43	45	47	49	51	53	55	60	65	99	
														AGE																

FUNCTION DEVELOPMENT NON-SUPERVISORY
ALL SERVICES- 600 ARMY- 224 NAVY- 205 AIR FORCE- 171
NO DEGREE- 600

SUM			4	3		1	6	6	6	3	4	3	4	5	6	3	15	23	24	28	35	42	49	65	59	42	96	52	16	600
PER CENT				1		1	2	3		4	5		6	7	8	9	11	15	19	24	29	36	45	55	65	72	88	97	106	
MEAN			662	708		975	866	875	891	1125	1062	908	1187	1085	1041	1075	1178	1081	1156	1200	1226	1233	1218	1298	1280	1305	1304	1266	1237	1226
0.90																	1337	1283	1330	1392	1391	1430	1427	1491	1505	1478	1492	1495	1470	1445
0.75			775	762			975	962	975	1262	1225	962	1200	1218	1137	1212	1237	1162	1250	1300	1362	1295	1334	1384	1382	1415	1400	1371	1300	1355
0.50			650	725		975	800	850	900	1125	950	887	1175	1087	1000	1025	1175	1075	1142	1200	1212	1200	1197	1284	1263	1337	1296	1262	1237	1232
0.25			500	637			762	812	825	987	900	868	1150	1056	962	987	1121	984	1100	1130	1126	1152	1104	1201	1167	1191	1209	1166	1175	1121
0.10																	1075	865	1006	940	1075	1000	995	1105	1073	1086	1111	1040	990	971
																	36	38	40	42	44	46	48	50	52	54	56	61	66	
	20	21	22	23	24	25	26	27	28	29	30	31	32	33	34	35	37	39	41	43	45	47	49	51	53	55	60	65	99	
														AGE																

FUNCTION TEST AND EVALUATION NON-SUPERVISORY
ALL SERVICES- 181 ARMY- 78 NAVY- 66 AIR FORCE- 37
NO DEGREE- 181

SUM							1	2	2	1		2	1		3	2	3	5	10	14	13	16	16	23	14	13	27	12	1	181
PER CENT								1	2	3			4		6	7	9	12	17	25	32	41	50	62	70	77	92	99	100	
MEAN							725	850	875	925		1000	1075		1041	1075	1125	1095	1090	1132	1132	1209	1159	1218	1217	1267	1210	1233	1025	1169
0.90																			1250	1290	1285	1520	1410	1378	1340	1535	1365	1297		1371
0.75															1162		1212	1093	1193	1195	1218	1300	1325	1287	1291	1337	1290	1275		1271
0.50							725	850	875	925		1000	1075		1025	1075	1175	1062	1162	1160	1125	1200	1166	1237	1225	1225	1225	1233	1025	1182
0.25															937		987	1012	1012	1025	1031	1050	1050	1121	1168	1154	1121	1183		1071
0.10																			750	960	965	1010	780	1071	1035	1107	1061	1153		963
																	36	38	40	42	44	46	48	50	52	54	56	61	66	
	20	21	22	23	24	25	26	27	28	29	30	31	32	33	34	35	37	39	41	43	45	47	49	51	53	55	60	65	99	
														AGE																

FUNCTION RESEARCH NON-SUPERVISORY

ALL SERVICES- 2277 ARMY- 1037 NAVY- 986 AIR FORCE- 334

BACHELORS- 2277

SUM	165	161	123	133	114	148	118	121	97	108	96	77	68	44	47	44	131	167	68	23	43	43	37	34	26	17	32	5	3	2277
PER CENT	7	14	19	25	30	36	41	47	51	55	60	63	66	68	72	76	80	85	88	89	91	93	94	96	97	98		99	100	
MEAN	742	771	833	887	932	973	1024	1051	1081	1128	1148	1195	1181	1156	1246	1193	1191	1245	1246	1211	1294	1328	1310	1210	1325	1339	1293	1235	1191	1057
0.90	795	842	978	999	1077	1128	1146	1199	1219	1275	1328	1368	1368	1378	1587	1398	1379	1410	1418	1435	1517	1595	1957	1480	1485	1765	1570			1359
0.75	778	823	892	979	999	1078	1115	1135	1138	1217	1278	1313	1284	1325	1342	1368	1285	1357	1364	1312	1414	1428	1381	1325	1438	1396	1433	1287	1264	1219
0.50	758	788	830	887	962	991	1038	1096	1104	1138	1165	1222	1194	1161	1258	1250	1194	1260	1237	1168	1289	1331	1245	1183	1358	1337	1262	1225	1175	1067
0.25	701	744	783	818	841	803	960	985	1017	1072	1058	1112	1109	1020	1141	1100	1103	1141	1155	1095	1162	1147	1140	1055	1143	1206	1137	1162	1137	849
0.10	615	627	782	729	795	768	841	842	945	988	928	978	978	961	985	785	995	992	1048	1032	1055	1021	1028	985	1088	985	988			756
																	16	18	20	22	24	26	28	30	32	34	36	41	46	
	0	1	2	3	4	5	6	7	8	9	10	11	12	13	14	15	17	19	21	23	25	27	29	31	33	35	40	45	99	

YEARS SINCE FIRST DEGREE

FUNCTION DEVELOPMENT NON-SUPERVISORY

ALL SERVICES- 6645 ARMY- 2373 NAVY- 2838 AIR FORCE- 1434

BACHELORS- 6645

SUM	455	414	397	371	332	367	345	401	381	256	321	177	146	137	127	138	402	479	168	48	86	134	134	108	97	75	110	32	15	6645
PER CENT	6	13	19	24	29	35	40	46	52	55	60	63	65	67	69	71	77	84	87	88	89	91	93	95	96	97		99	100	
MEAN	737	796	876	932	998	1033	1059	1112	1136	1162	1211	1197	1218	1218	1249	1263	1286	1297	1286	1294	1386	1341	1348	1312	1328	1389	1338	1239	1151	1184
0.90	795	844	998	1013	1095	1137	1175	1234	1271	1313	1341	1355	1395	1374	1438	1450	1446	1500	1482	1588	1598	1625	1646	1585	1588	1593	1533	1478	1262	1384
0.75	788	826	963	986	1062	1122	1131	1158	1219	1242	1293	1291	1328	1389	1369	1367	1381	1387	1386	1488	1411	1465	1443	1455	1462	1452	1438	1352	1228	1268
0.50	756	797	851	962	988	1042	1082	1128	1135	1154	1210	1192	1223	1196	1237	1260	1296	1301	1279	1388	1294	1338	1387	1388	1302	1289	1328	1258	1137	1115
0.25	642	763	814	848	958	978	993	1063	1094	1104	1133	1121	1122	1128	1141	1158	1178	1181	1165	1148	1189	1205	1192	1158	1192	1155	1203	1158	1037	962
0.10	613	725	773	806	843	898	936	978	1028	1019	1088	1037	1024	1048	1077	1068	1088	1103	1055	1046	1068	1088	1066	1018	1085	1025	1108	1084	887	786
																	16	18	20	22	24	26	28	30	32	34	36	41	46	
	0	1	2	3	4	5	6	7	8	9	10	11	12	13	14	15	17	19	21	23	25	27	29	31	33	35	40	45	99	

YEARS SINCE FIRST DEGREE

FUNCTION TEST AND EVALUATION NON-SUPERVISORY

ALL SERVICES- 2519 ARMY- 975 NAVY- 1154 AIR FORCE- 390

BACHELORS- 2519

SUM	236	238	195	177	169	162	119	124	118	100	91	76	57	56	48	37	124	138	51	13	23	28	35	24	15	25	35	11	2	2519
PER CENT	9	18	26	33	39	46	51	56	60	64	68	71	73	75	77	79	84	89	91	92	93	94	95	96	97	98		99	100	
MEAN	725	788	866	918	958	1013	1048	1075	1108	1143	1162	1145	1189	1238	1157	1225	1216	1234	1208	1132	1153	1238	1278	1233	1281	1241	1215	1134	1275	1025
0.90	792	842	988	996	1082	1135	1146	1185	1241	1295	1318	1335	1376	1397	1336	1465	1398	1423	1615	1335	1335	1568	1587	1580	1625	1662	1425	1322		1318
0.75	776	824	963	981	996	1100	1118	1137	1175	1234	1251	1278	1317	1359	1258	1346	1345	1354	1348	1243	1254	1358	1437	1366	1337	1395	1378	1231		1168
0.50	758	793	843	956	971	1025	1063	1106	1117	1136	1166	1159	1189	1258	1168	1288	1218	1226	1284	1162	1165	1228	1288	1166	1241	1227	1212	1087	1275	1021
0.25	643	761	807	836	864	965	991	1025	1041	1088	1107	1033	1119	1137	1078	1107	1108	1128	1036	981	1088	1116	1117	1066	1145	1104	1071	1029		833
0.10	615	713	753	845	883	831	899	938	978	992	988	957	998	1045	972	1057	982	1021	1001	832	965	972	1012	973	1088	975	975	1001		761
																	16	18	20	22	24	26	28	30	32	34	36	41	46	
	0	1	2	3	4	5	6	7	8	9	10	11	12	13	14	15	17	19	21	23	25	27	29	31	33	35	40	45	99	

YEARS SINCE FIRST DEGREE

FUNCTION RESEARCH NON-SUPERVISORY
ALL SERVICES- 1289 ARMY- 486 NAVY- 553 AIR FORCE- 250
MASTERS- 1289

SUM	1	19	38	66	68	61	63	82	80	74	68	48	52	41	44	34	77	117	46	16	31	34	36	28	21	10	38	11	1	1289
PER CENT		1	4	9	14	19	24	30	37	42	48	51	55	58	61	64	70	79	83	84	86	89	92	94	95	96		99	100	
MEAN	1225	775	838	881	925	984	998	1055	1113	1118	1150	1167	1210	1183	1246	1241	1275	1272	1302	1225	1315	1307	1245	1233	1465	1255	1395	1311	1751	1144
0.90		845	976	998	1044	1149	1144	1221	1242	1298	1315	1360	1386	1495	1430	1397	1478	1515	1573	1435	1645	1730	1444	1480	1945	1788	1650	1545		1416
0.75		829	875	968	993	1044	1105	1138	1187	1206	1263	1300	1354	1321	1366	1365	1377	1402	1441	1398	1456	1387	1350	1550	1593	1575	1558	1431		1288
0.50	1225	802	821	879	963	986	1008	1062	1125	1125	1141	1200	1220	1168	1270	1266	1280	1281	1250	1350	1360	1225	1225	1200	1431	1150	1350	1287	1175	1134
0.25		745	782	822	845	958	897	988	1050	1046	1075	1083	1100	1022	1140	1112	1164	1151	1160	1000	1221	1153	1100	1275	1256	941	1212	1118		987
0.10		597	738	746	795	821	794	877	975	885	963	883	915	985	1020	1006	1047	1027	1040	790	895	1023	976	995	1163	916	1100	1077		839

																	16	18	20	22	24	26	28	30	32	34	36	41	46	
	#	1	2	3	4	5	6	7	8	9	10	11	12	13	14	15	17	19	21	23	25	27	29	31	33	35	40	45	99	

YEARS SINCE FIRST DEGREE

FUNCTION DEVELOPMENT NON-SUPERVISORY
ALL SERVICES- 1524 ARMY- 436 NAVY- 850 AIR FORCE- 236
MASTERS- 1524

SUM	1	35	42	81	115	96	124	98	86	86	66	58	37	31	44	28	77	94	63	20	35	35	37	38	22	21	34	20	2	1524
PER CENT		2	5	10	18	24	32	39	44	50	54	58	60	62	65	67	72	78	82	83	86	88	91	93	94	96	98	99	100	
MEAN	825	803	848	900	991	1028	1080	1091	1134	1165	1234	1203	1219	1213	1242	1266	1296	1323	1291	1297	1335	1325	1393	1455	1375	1429	1361	1345	775	1164
0.90		843	980	995	1117	1146	1220	1217	1288	1314	1430	1362	1487	1372	1396	1520	1471	1582	1608	1600	1641	1575	1707	1778	1638	1695	1730	1725		1441
0.75		833	858	979	1069	1113	1145	1139	1229	1243	1320	1303	1321	1312	1362	1383	1403	1425	1433	1430	1504	1392	1495	1575	1541	1579	1575	1550		1389
0.50	825	817	827	952	986	1012	1101	1113	1136	1150	1227	1200	1193	1228	1250	1237	1325	1352	1278	1283	1325	1356	1393	1430	1358	1387	1366	1316	775	1138
0.25		801	805	823	955	963	1000	1048	1075	1103	1138	1113	1118	1095	1162	1150	1187	1195	1146	1150	1162	1195	1237	1345	1258	1331	1125	1200		994
0.10		762	765	776	843	875	951	982	966	996	1036	1058	1042	1018	992	1045	1035	1102	1003	966	1025	1008	1092	1095	1105	1105	956	1016		861

																	16	18	20	22	24	26	28	30	32	34	36	41	46	
	0	1	2	3	4	5	6	7	8	9	10	11	12	13	14	15	17	19	21	23	25	27	29	31	33	35	40	45	99	

YEARS SINCE FIRS DEGREE

FUNCTION TEST AND EVALUATION NON-SUPERVISORY
ALL SERVICES- 268 ARMY- 89 NAVY- 125 AIR FORCE- 54
MASTERS- 268

SUM	1	7	18	18	19	4	20	18	8	12	10	4	7	9	4	10	20	23	15	1		6	7	8	7	4	11	3	2	268
PER CENT		2	6	13	20	22	27	36	39	43	47	48	51	54	56	60	67	76	81	82		84	86	89	92	94	98	99	100	
MEAN	825	796	820	858	903	1050	997	1063	1168	1154	1160	1075	1146	1238	1212	1250	1222	1278	1361	1275		1266	1246	1312	1389	1200	1397	1208	775	1131
0.90			983	977	1027		1116	1180		1280	1400			1485		1400	1400	1577	1775								1695			1425
0.75		837	958	937	982	1175	1066	1135	1250	1250	1325	1175	1162	1368	1300	1375	1325	1381	1420			1412	1281	1450	1712	1400	1612	1462		1278
0.50	825	808	835	850	912	1000	1010	1075	1150	1150	1150	1000	1112	1275	1150	1250	1230	1245	1325	1275		1250	1225	1250	1325	1100	1400	1175	775	1119
0.25		768	775	805	822	900	963	1006	1100	1050	1100	975	1037	1136	1125	1112	1116	1143	1145			1137	1087	1150	1187	988	1262	987		973
0.10			575	740	795		850	963		1005	775			1022		1025	1066	1015	1100								1105			818

																	16	18	20	22	24	26	28	30	32	34	36	41	46	
	0	1	2	3	4	5	6	7	8	9	10	11	12	13	14	15	17	19	21	23	25	27	29	31	33	35	40	45	99	

YEARS SINCE FIRST DEGREE

FUNCTION RESEARCH NON-SUPERVISORY
ALL SERVICES- 839 ARMY- 303 NAVY- 377 AIR FORCE- 159
DOCTORATE- 839

SUM		1		1	16	24	42	46	43	45	48	39	44	36	34	30	67	70	57	28	24	22	16	16	9	18	45	15	11	839
PER CENT					2	5	10	15	20	25	31	36	41	45	49	53	61	69	76	79	81	84	86	88	89	91	96	98	100	
MEAN		1075		825	1090	1089	1076	1132	1163	1187	1230	1240	1277	1306	1358	1350	1381	1428	1446	1440	1481	1631	1575	1584	1488	1672	1696	1558	1615	1346
0.90					1185	1260	1185	1243	1335	1337	1360	1501	1436	1506	1598	1590	1685	1650	1767	1850	1830	1980	1970	1920	1785	2280	2237	1925	1949	1687
0.75					1133	1137	1120	1214	1228	1262	1366	1315	1346	1425	1475	1441	1479	1578	1592	1600	1600	1812	1856	1752	1587	2025	1943	1662	1862	1478
0.50		1075		825	1042	1062	1066	1142	1152	1210	1230	1221	1303	1312	1316	1350	1362	1407	1397	1400	1420	1637	1616	1550	1437	1556	1662	1537	1625	1295
0.25					1014	1022	1028	1047	1067	1102	1140	1119	1208	1216	1225	1218	1248	1255	1296	1225	1283	1475	1308	1416	1381	1375	1415	1395	1337	1154
0.10					990	1002	1007	1013	1016	1031	1048	1074	1078	1043	1140	1125	1147	1187	1211	1250	1185	1380	1130	1282	1295	1045	1275	1358	1255	1044

0 1 2 3 4 5 6 7 8 9 10 11 12 13 14 15 16 17 18 19 20 21 22 23 24 25 26 27 28 29 30 31 32 33 34 35 36 40 41 45 46 99
YEARS SINCE FIRST DEGREE

FUNCTION DEVELOPMENT NON-SUPERVISORY
ALL SERVICES- 176 ARMY- 65 NAVY- 78 AIR FORCE- 33
DOCTORATE- 176

SUM	1			2	6	9	8	12	6	10	7	7	6	6	5	7	15	9	9	5	6	6	4	5	1	6	9	4	3	176
PER CENT				1	5	10	14	21	25	30	34	38	42	45	48	52	60	65	71	73	77	80	82	85	86	89	94	98	100	
MEAN	1425			1125	1108	1191	1112	1087	1125	1223	1189	1296	1166	1466	1305	1175	1365	1436	1388	1545	1383	1500	1462	1445	1675	1558	1482	1691	1391	1317
0.90						1755		1170		1450							1562	2455	1605								1588				1591
0.75					1212	1237	1175	1133	1175	1287	1262	1337	1225	1525	1387	1231	1431	1345	1579	1737	1437	1575	1500	1443		1575	1571	1975	1512	1427
0.50	1425			1125	1050	1125	1100	1083	1125	1225	1212	1308	1175	1350	1287	1175	1375	1308	1375	1387	1400	1400	1302	1412	1675	1458	1475	1583	1375	1270
0.25					1012	1037	1033	1037	1025	1087	1118	1218	1125	1275	1256	1118	1287	1231	1212	1356	1275	1325	1275	1362		1375	1220	1558	1287	1143
0.10						1015		1015		1050							1175	1195	1045								1195				1042

0 1 2 3 4 5 6 7 8 9 10 11 12 13 14 15 16 17 18 19 20 21 22 23 24 25 26 27 28 29 30 31 32 33 34 35 36 40 41 45 46 99
YEARS SINCE FIRST DEGREE

FUNCTION TEST AND EVALUATION NON-SUPERVISORY
ALL SERVICES- 18 ARMY- 6 NAVY- 11 AIR FORCE- 1
DOCTORATE- 18

SUM					1		1					3	1				2	1	1	1		1			1		2	1	2	18
PER CENT					5		11					27	33				44	50	55	61		66			72		83	88	100	
MEAN					1225		1025					1075	825				1100	1225	1475	1575		1075			1475		1525	2475	1475	1311
0.90																														1810	
0.75												1162																		1487	
0.50					1025		1025					1037	825				1100	1225	1475	1575		1075			1475		1525	2475	1475	1175	
0.25												1018																		1035	
0.10																														1008	

0 1 2 3 4 5 6 7 8 9 10 11 12 13 14 15 16 17 18 19 20 21 22 23 24 25 26 27 28 29 30 31 32 33 34 35 36 40 41 45 46 99
YEARS SINCE FIRST DEGREE

FUNCTION RESEARCH NON-SUPERVISORY
ALL SERVICES- 22 ARMY- 16 NAVY- 5 AIR FORCE- 1
MD/DDS/DVM- 22

	0	1	2	3	4	5	6	7	8	9	10	11	12	13	14	15	16	17	18	19	20	21	22	23	24	25	26	27	28	29	30	31	32	33	34	35	36	40	41	45	46	99	
SUM							1		1		1	3	3	2		1	2	2	2				2								1				1							22
PER CENT							4		9		13	27	40	50		54	63	72	81				90								95				100							
MEAN							1025		1225		825	1912	1125	980		1925	1300	1525	1550				1550								1875				1375							1311
0.90												1612	1212																													1745
0.75												1275	1125																													1575
0.50							1025		1225		825			980		1925	1300	1525	1550				1550								1875				1375							1388
0.25												687	1037																													1041
0.10																																										812

YEARS SINCE FIRST DEGREE

FUNCTION DEVELOPMENT NON-SUPERVISORY
ALL SERVICES- 4 ARMY- 2 NAVY- 1 AIR FORCE- 1
MD/DDS/DVM- 4

	0	1	2	3	4	5	6	7	8	9	10	11	12	13	14	15	16	17	18	19	20	21	22	23	24	25	26	27	28	29	30	31	32	33	34	35	36	40	41	45	46	99	
SUM						1		1										2																									4
PER CENT						25		50										100																									
MEAN						1075		1225										1475																									1312
0.90																																										1400
0.75																																										1250
0.50						1075		1225										1475																									1188
0.25																																										
0.10																																										

YEARS SINCE FIRST DEGREE

FUNCTION TEST AND EVALUATION NON-SUPERVISORY
ALL SERVICES- 3 ARMY- 3 NAVY- 0 AIR FORCE- 0
MD/DDS/DVM- 3

	0	1	2	3	4	5	6	7	8	9	10	11	12	13	14	15	16	17	18	19	20	21	22	23	24	25	26	27	28	29	30	31	32	33	34	35	36	40	41	45	46	99	
SUM	1																								1												1					3
PER CENT	33																								66												100					
MEAN	625																								1125												1625					1125
0.90																																											1612
0.75																																											1125
0.50	625																								1125												1625					637
0.25																																											
0.10																																										

YEARS SINCE FIRST DEGREE

FUNCTION RESEARCH NON-SUPERVISORY

ALL SERVICES- 4427 ARMY- 1842 NAVY- 1841 AIR FORCE- 744

TOT DEGREE- 4427 MD/DDS/DVM- 22 DOCTORATE- 839 MASTERS- 1289 BACHELORS- 2277

SUM	166	181	161	208	198	225	224	249	221	219	213	159	167	123	125	109	277	356	173	59	100	99	89	78	57	45	108	31	15	4427
PER CENT	3	7	11	15	20	25	30	36	41	46	50	54	58	61	63	66	72	80	84	85	88	90	92	94	95	96	98	99	100	
MEAN	745	773	834	885	942	988	1026	1067	1109	1133	1166	1199	1214	1205	1272	1258	1261	1291	1330	1292	1351	1388	1331	1295	1418	1453	1490	1418	1501	1138
0.90	796	843	978	996	1083	1136	1149	1223	1245	1288	1331	1377	1398	1457	1529	1505	1474	1567	1605	1605	1633	1802	1852	1680	1865	2225	2002	1795	1925	1439
0.75	779	824	891	975	1611	1079	1113	1145	1168	1227	1279	1311	1325	1354	1371	1388	1370	1396	1448	1410	1443	1587	1417	1437	1496	1668	1675	1562	1812	1293
0.50	750	790	828	883	968	998	1040	1098	1118	1140	1177	1218	1232	1198	1276	1279	1249	1289	1317	1287	1353	1364	1262	1260	1391	1375	1412	1393	1475	1130
0.25	701	746	783	815	849	950	969	1003	1037	1070	1077	1108	1120	1041	1158	1139	1151	1169	1197	1114	1218	1172	1155	1089	1215	1202	1250	1237	1193	972
0.10	616	627	718	735	801	797	839	886	978	960	962	998	1013	966	1081	979	1041	1034	1093	998	1050	1040	1015	1005	1121	975	1106	1011	1129	795

																	16	18	20	22	24	26	28	30	32	34	36	41	46	
	0	1	2	3	4	5	6	7	8	9	10	11	12	13	14	15	17	19	21	23	25	27	29	31	33	35	40	45	99	

YEARS SINCE FIRST DEGREE

FUNCTION DEVELOPMENT NON-SUPERVISORY

ALL SERVICES- 8349 ARMY- 2878 NAVY- 3767 AIR FORCE- 1704

TOT DEGREE- 8349 MD/DDS/DVM- 4 DOCTORATE- 176 MASTERS- 1524 BACHELORS- 6645

SUM	457	449	445	454	453	473	477	512	473	352	394	234	189	174	176	165	494	584	248	73	127	175	175	151	128	102	133	58	20	8349
PER CENT	5	10	16	21	27	32	38	44	50	54	59	61	64	66	68	70	76	83	86	87	88	90	92	94	96	97		99	100	
MEAN	739	797	873		992	1034	1065	1107	1135	1165	1215	1281	1217	1228	1248	1255	1298	1384	1291	1312	1318	1346	1354	1352	1339	1348	1341	1322	1221	1119
0.90	795	844	987	999	1100	1141	1190	1230	1275	1315	1347	1358	1395	1380	1413	1456	1454	1525	1556	1617	1612	1615	1656	1629	1600	1622	1605	1638	1308	1395
0.75	781	827	961	985	1064	1105	1135	1149	1226	1244	1295	1297	1323	1315	1367	1365	1385	1390	1372	1418	1424	1457	1461	1493	1479	1482	1464	1462	1258	1272
0.50	757	800	847	961	988	1041	1088	1118	1135	1155	1214	1197	1199	1210	1245	1248	1303	1398	1279	1308	1312	1341	1334	1365	1316	1336	1335	1292	1158	1122
0.25	643	764	819	843	957	975	996	1058	1091	1103	1133	1126	1121	1121	1145	1153	1182	1185	1162	1151	1185	1209	1205	1204	1208	1182	1201	1175	1000	971
0.10	613	728	772	804	844	892	943	976	998	1016	1084	1042	1031	1037	1063	1063	1084	1103	1044	1021	1058	1096	1075	1238	1100	1055	1208	1018	800	802

																	16	18	20	22	24	26	28	30	32	34	36	41	46	
	0	1	2	3	4	5	6	7	8	9	10	11	12	13	14	15	17	19	21	23	25	27	29	31	33	35	40	45	99	

YEARS SINCE FIRST DEGREE

FUNCTION TEST AND EVALUATION NON-SUPERVISORY

ALL SERVICES- 2808 ARMY- 1373 NAVY- 1290 AIR FORCE- 445

TOT DEGREE- 2808 MD/DDS/DVM- 3 DOCTORATE- 18 MASTERS- 268 BACHELORS- 2519

SUM	238	237	295	195	189	166	140	142	126	112	101	83	65	65	52	47	146	162	67	15	24	35	42	32	23	29	49	15	6	2808
PER CENT	8	16	24	31	37	43	48	53	58	63	65	68	71	73	75	77	82	87		90	91	93	94	95	96	97		99	100	
MEAN	725	788	864	912	945	1214	1241	1274	1112	1144	1162	1139	1179	1237	1161	1238	1218	1239	1246	1171	1172	1232	1266	1253	1322	1252	1277	1238	1175	1037
0.90	793	843	988	995	1079	1137	1144	1184	1245	1292	1327	1332	1377	1338	1335	1465	1398	1435	1444	1475	1330	1441	1595	1595	1717	1652	1618	1475		1327
0.75	777	824	962	980	996	1102	1113	1136	1186	1237	1257	1266	1307	1360	1264	1366	1340	1356	1370	1281	1250	1354	1425	1383	1412	1396	1398	1386	1287	1175
0.50	750	794	843	953	969	1025	1053	1104	1118	1137	1166	1155	1171	1260	1168	1218	1213	1238	1232	1187	1166	1220	1212	1187	1287	1225	1275	1162	1158	1036
0.25	643	762	806	833	848	965	985	1019	1245	1079	1107	1027	1292	1131	1088	1108	1101	1130	1113	993	1275	1117	1112	1083	1168	1090	1102	1023	781	839
0.10	614	713	751	802	803	833	885	946	941	999	981	966	981	1037	977	1045	993	1021	1008	837	970	981	1020	977	1125	897	986	987		766

																	16	18	20	22	24	26	28	30	32	34	36	41	46	
	0	1	2	3	4	5	6	7	8	9	10	11	12	13	14	15	17	19	21	23	25	27	29	31	33	35	40	45	99	

YEARS SINCE FIRST DEGREE

FUNCTION RESEARCH SUPERVISORY
ALL SERVICES- 84 ARMY- 54 NAVY- 28 AIR FORCE- 10
NO DEGREE- 84

	20	21	22	23	24	25	26	27	28	29	30	31	32	33	34	35	36	37	38	39	40	41	42	43	44	45	46	47	48	49	50	51	52	53	54	55	56	60	61	65	66	99	
SUM																	1	1	2	1			4		6	9	8	12	18	18	14		4		2								84
PER CENT																	1	2	4	5			10		17	28	38	52	64	76	92		97		100								
MEAN																	1125	1275	1175	1425			1325		1380	1386	1410	1350	1420	1458	1439		1487		1325								1389
0.90																										1685				1545	1550	1608	1888									1643
0.75																							1450	1387	1568	1458		1582	1487	1562	1625	1688										1588
0.50																	1125	1275	1175	1425			1288	1388	1425	1488	1283	1437	1458	1358	1488		1325									1387
0.25																							1175	1175	1162	1325		1225	1406	1375	1258	1388										1242
0.10																									1122			1166	1188	1188	1218											1144

AGE

FUNCTION DEVELOPMENT SUPERVISORY
ALL SERVICES- 503 ARMY- 291 NAVY- 131 AIR FORCE- 81
NO DEGREE- 503

	20	21	22	23	24	25	26	27	28	29	30	31	32	33	34	35	36	37	38	39	40	41	42	43	44	45	46	47	48	49	50	51	52	53	54	55	56	60	61	65	66	99	
SUM							1			1	2	4	3		3	4	7	8	11	13	33	46	50	60	48	53	185	36	9	503															
PER CENT												1	2		2	3	4	6	8	10	17	26	36	50	59	72	78	91	96	100															
MEAN							1075			1125	1175	1263	1275		1391	1350	1346	1362	1320	1436	1441	1442	1467	1511	1432	1523	1535	1425	1586	1478															
0.90																					1595	1562	1647	1685	1750	1810	1728	1917	1835	1723	1735	1749													
0.75												1388	1312		1512		1381	1400	1412	1445	1595	1610	1617	1643	1625	1684	1668	1558	1712	1622													
0.50							1075			1125	1175	1238	1275		1375	1350	1337	1366	1287	1393	1396	1416	1488	1458	1418	1458	1503	1408	1487	1426													
0.25												1225	1237		1287		1237	1258	1193	1353	1328	1352	1351	1363	1262	1304	1379	1258	1412	1315													
0.10																					1152	1265	1266	1226	1200	1246	1188	1251	1284	1188	1145	1220													

AGE

FUNCTION TEST AND EVALUATION SUPERVISORY
ALL SERVICES- 181 ARMY- 98 NAVY- 64 AIR FORCE- 19
NO DEGREE- 181

	20	21	22	23	24	25	26	27	28	29	30	31	32	33	34	35	36	37	38	39	40	41	42	43	44	45	46	47	48	49	50	51	52	53	54	55	56	60	61	65	66	99	
SUM											1			2			4	6	10	19	11	16	21	27	22	11	23	12	1	181														
PER CENT											1			1			3	7	12	18	24	33	44	55	71	77	92	99	100															
MEAN											1075			1125			1162	1325	1318	1388	1338	1334	1444	1447	1429	1515	1382	1379	1925	1393													
0.90																					1458	1658	1595	1678	1645	1657	1748	1697	1615	1598		1668												
0.75																	1325	1475	1412	1575	1512	1408	1571	1562	1529	1658	1528	1458		1531												
0.50											1075			1125			1058	1358	1325	1358	1375	1325	1387	1425	1307	1537	1375	1358	1925	1375												
0.25																	1000	1175	1187	1225	1137	1166	1272	1337	1262	1387	1245	1283		1253												
0.10																			1058	1058	1027	1115	1202	1245	1138	1277	1117	1253		1122												

AGE

FUNCTION RESEARCH SUPERVISORY
ALL SERVICES- 915 ARMY- 428 NAVY- 359 AIR FORCE- 128
BACHELORS- 915

	0	1	2	3	4	5	6	7	8	9	10	11	12	13	14	15	16 17	18 19	20 21	22 23	24 25	26 27	28 29	30 31	32 33	34 35	36 40	41 45	46 99	
SUM	3	7	8	7	14	22	23	29	41	29	58	28	29	36	29	28	92	108	62	13	37	60	58	24	25	22	25	9	1	915
PER CENT			1	2	4	6	9	12	16	20	26	29	32	36	39	42	52	64	71	72	76	83	88	91	94	96		99	100	
MEAN	1308	889	887	1032	1010	1000	1151	1152	1214	1243	1258	1257	1328	1318	1343	1364	1398	1428	1577	1498	1589	1655	1682	1683	1589	1502	1643	1645	1575	1481
0.90					1132	1195	1247	1288	1349	1377	1512	1460	1551	1520	1596	1590	1637	1768	1943	1835	1967	2000	1975	1995	2012	1695	1975			1835
0.75	1562	1256	975	1081	1106	1112	1212	1242	1310	1287	1387	1327	1395	1392	1421	1500	1570	1570	1756	1637	1795	1881	1887	1950	1887	1625	1843	2068		1583
0.50	1225	825	837	991	1062	980	1128	1146	1220	1246	1262	1288	1329	1325	1312	1388	1375	1387	1577	1525	1636	1650	1650	1640	1525	1500	1641	1575	1575	1364
0.25	1137	637	812	962	968	908	1079	1101	1118	1201	1155	1210	1262	1216	1251	1275	1266	1275	1397	1331	1403	1450	1541	1450	1378	1375	1406	1262		1214
0.10					735	803	1021	945	1063	1123	1010	1070	1145	1140	1173	1340	1105	1147	1260	1215	1217	1250	1300	1205	1237	1253	1325			1057

YEARS SINCE FIRST DEGREE

FUNCTION DEVELOPMENT SUPERVISORY
ALL SERVICES- 3895 ARMY- 1717 NAVY- 1487 AIR FORCE- 691
BACHELORS- 3895

	0	1	2	3	4	5	6	7	8	9	10	11	12	13	14	15	16 17	18 19	20 21	22 23	24 25	26 27	28 29	30 31	32 33	34 35	36 40	41 45	46 99	
SUM	8	16	22	42	61	86	100	146	173	134	208	163	146	133	128	116	425	516	232	60	137	237	217	109	91	85	115	31	4	3895
PER CENT			1	2	3	6	8	12	16	20	25	29	33	35	39	42	52	66	72	73	77	83	88	91	93	96		99	100	
MEAN	975	915	1006	991	1075	1114	1138	1189	1215	1269	1324	1312	1392	1393	1408	1393	1462	1509	1542	1514	1539	1634	1658	1601	1685	1614	1600	1585	1375	1433
0.90		1478	1298	1697	1222	1211	1237	1324	1339	1446	1456	1528	1617	1583	1625	1542	1696	1805	1848	1830	1971	1973	2001	1971	1961	1995	2031	1798		1813
0.75	1100	1050	997	995	1115	1140	1188	1237	1276	1333	1366	1398	1497	1482	1488	1516	1584	1614	1672	1644	1807	1835	1901	1818	1766	1845	1792	1786	1308	1591
0.50	787	812	966	975	1071	1112	1128	1164	1215	1268	1303	1312	1344	1373	1382	1368	1423	1494	1521	1458	1611	1613	1621	1545	1595	1554	1553	1468	1275	1392
0.25	762	758	832	956	986	1069	1087	1114	1.38	1185	1225	1199	1276	1306	1303	1272	1354	1375	1388	1355	1445	1458	1447	1398	1414	1416	1375	1355	1258	1247
0.10		630	808	903	959	997	1058	1073	1097	1128	1146	1132	1175	1228	1208	1158	1236	1285	1273	1225	1321	1329	1312	1315	1266	1258	1265	1301			1121

YEARS SINCE FIRST DEGREE

FUNCTION TEST AND EVALUATION SUPERVISORY
ALL SERVICES- 1205 ARMY- 594 NAVY- 423 AIR FORCE- 188
BACHELORS- 1205

	0	1	2	3	4	5	6	7	8	9	10	11	12	13	14	15	16 17	18 19	20 21	22 23	24 25	26 27	28 29	30 31	32 33	34 35	36 40	41 45	46 99	
SUM	3	6	8	14	20	29	42	53	69	62	71	37	43	38	37	46	137	164	57	12	36	46	67	4	38	22	32	8	2	1205
PER CENT			1	2	4	6	10	14	20	25	31	34	37	41	44	47	59	72	77	78	81	85	91	93	95	97		99	100	
MEAN	725	1016	1010	1017	1032	1093	1128	1162	1178	1227	1280	1300	1309	1388	1327	1378	1425	1424	1522	1475	1522	1598	1595	1483	1498	1478	1602	1312	1625	1361
0.90				1090	1100	1277	1228	1298	1292	1348	1473	1465	1 45	1587	1621	1581	1657	1784	1915	1798	1910	1940	2003	1736	1652	1778	1945			1679
0.75	781	1275	1175	996	1081	1187	1154	1239	1252	1288	1340	1335	1431	1525	1437	1525	1558	1562	1627	1625	1758	1693	1762	1625	1581	1675	1725	1400		1589
0.50	762	850	950	971	1050	1095	1118	1162	1146	1231	1275	1292	1298	1366	1357	1350	1391	1402	1434	1408	1475	1507	1555	1446	1442	1458	1600	1308	1625	1348
0.25	637	725	850	841	980	1006	1075	1101	1105	1138	1183	1237	1207	1303	1156	1235	1317	1300	1343	1362	1325	1412	1373	1366	1375	1287	1387	1200		1187
0.10				806	850	897	1027	1023	1032	1107	1125	1172	1115	1146	1061	1157	1184	1174	1245	1110	1215	1265	1285	1223	1258	1138	1278			1077

YEARS SINCE FIRST DEGREE

FUNCTION RESEARCH SUPERVISORY
ALL SERVICES- 576 ARMY- 229 NAVY- 245 AIR FORCE- 102
MASTERS- 576

SUM		1		4	5	4	15	19	23	24	19	22	28	26	13	14	45	82	68	24	38	26	29	25	13	13	13	9	576
PER CENT					1	1	3	5	9	13	17	20	24	27	31	33	35	43	57	68	72	77	82	87	91	93	96	98	100	
MEAN		825		875	965	1081	1145	1153	1207	1179	1309	1281	1340	1328	1440	1392	1442	1565	1548	1581	1606	1721	1635	1669	1636	1586	1628	1688	1460
0.90							1287	1365	1421	1343	1576	1498	1559	1566	1635	1580	1641	1928	1891	1938	1900	2	1977	2041	2167	1835	2617	2155		1871
0.75				900	995	1150	1212	1227	1287	1275	1412	1346	1450	1425	1579	1587	1576	1810	1675	1641	1675	1958	1793	1887	1787	1768	1937	1818		1623
0.50		825		875	975	1075	1141	1137	1215	1200	1285	1312	1380	1350	1487	1480	1425	1562	1537	1550	1587	1587	1643	1637	1612	1625	1587	1441		1434
0.25				800	954	1000	1079	1093	1110	1240	1210	1200	1250	1225	1312	1175	1	1379	387	1416	1479	506	1412	1456	1512	1381	1381	1484		1248
0.10							987	1022	988	1084	1165	1110	1125	1080	1121	1110	187	1165	1250	1285	1316	1360	1247	1358	1215	1265	1265	1345		1182
																	16	18	20	22	24	26	28	30	32	34	36	41	46	
	0	1	2	3	4	5	6	7	8	9	10	11	12	13	14	15	17	19	21	23	25	27	29	31	33	35	40	45	99	

YEARS SINCE FIRST DEGREE

FUNCTION DEVELOPMENT SUPERVISORY
ALL SERVICES- 1163 ARMY- 401 NAVY- 457 AIR FORCE- 205
MASTERS- 1163

SUM	1	1	2	7	14	19	26	38	32	47	51	33	41	23	35	35	97	182	98	25	56	64	64	52	43	44	40	3	1163
PER CENT					2	3	6	8	11	15	19	22	26	28	31	34	42	58	65	68	73	78	84	88	92	96	99	100	
MEAN	975	1575	900	984	978	1164	1128	1193	1229	1325	1296	1356	1382	1478	1498	1399	1485	1663	1625	1693	1655	1621	1689	1725	1707	1624	1747	1458	1513
0.90					1130	1238	1244	1250	1345	1457	1448	1585	1569	1735	1812	1582	1678	1892	1908	1975	1980	2040	2040	2238	2464	2	2258		1929
0.75				992	1081	1203	1185	1231	1283	1407	1368	1459	1497	1556	1573	1512	1592	1675	1775	1907	1862	1858	1925	1936	2003	1933	2225	1562		1662
0.50	975	1575	900	975	987	1135	1120	1200	1238	1288	1326	1365	1379	1461	1475	1372	1469	1568	1606	1725	1625	1600	1614	1710	1825	1658	1664	1425		1478
0.25				957	875	984	1045	1096	1175	1222	1222	1240	1303	1371	1369	1319	1376	1379	1438	1456	1525	1400	1440	1533	1487	1416	1475	1387		1388
0.10					735	1047	1006	1064	1077	1164	1131	1157	1201	1282	1318	1258	1283	1381	1326	1415	1298	1235	1366	1415	1387	1235	1388			1157
																	16	18	20	22	24	26	28	30	32	34	36	41	46	
	0	1	2	3	4	5	6	7	8	9	10	11	12	13	14	15	17	19	21	23	25	27	29	31	33	35	40	45	99	

YEARS SINCE FIRST DEGREE

FUNCTION TEST AND EVALUATION SUPERVISORY
ALL SERVICES- 233 ARMY- 91 NAVY- 72 AIR FORCE- 70
MASTERS- 233

SUM	1		2	1	5	2	5	4	6	6	5	3	6	9	13	3	25	40	17	4	9	12	10	10	11	6	9	7	233
PER CENT				1	3	4	6	8	11	13	15	17	19	23	30	31	42	59	66	68	72	77	81	85	90	93	96	100	
MEAN	1175		1100	975	1215	1075	1095	1162	1208	1383	1425	1	1383	1425	1451	1658	1473	1549	1641	1525	1663	1650	1455	1700	1715	1591	1569	1589		1497
0.90														1805	1675		1812	1850	1915		1955	2270	1650	2025	1995		2305			1897
0.75					1237		1193	1233	1275	1441	1487	1362	1525	1537	1556	1912	1637	1675	1818	1600	1887	1950	1612	1987	1787	1912	1687	1931		1688
0.50	1175		1100	975	1075	1075	1162	1216	1200	1416	1337	1275	1350	1425	1465	1587	1437	1570	1662	1400	1641	1650	1400	1650	1725	1500	1425	1725		1469
0.25					962		1112	1000	1137	1325	1326	1137	1237	1320	1368	1568	1306	1400	1381	1300	1664	1300	1350	1437	1525	87	1370	1193		1296
0.10														1045	1275		1208	1250	1285		1895	1210	1100	1300	1501		1195			1123
																	16	18	20	22	24	26	28	30	32	34	36	41	46	
	0	1	2	3	4	5	6	7	8	9	10	11	12	13	14	15	17	19	21	23	25	27	29	31	33	35	40	45	99	

YEARS SINCE FIRST DEGREE

FUNCTION — RESEARCH — SUPERVISORY

ALL SERVICES- 793 ARMY- 342 NAVY- 275 AIR FORCE- 176

DOCTORATE- 793

	0	1	2	3	4	5	6	7	8	9	10	11	12	13	14	15	16	17	18	19	20	21	22	23	24	25	26	27	28	29	30	31	32	33	34	35	36	40	41	45	46	99	
SUM					1	2	5	5	18	19	32	22	26	71	33	33	64	103	62	35	52	41	32	39	30	24	42	26	6		793
PER CENT					1	1	1	1	3	6	10	13	16	19	23	27	35	48	58	63	69	74	78	83	87	90	95	99	100		
MEAN					1025	1275	1265	1315	1266	1301	1339	1327	1394	1491	1450	1538	1548	1617	1633	1687	1852	1882	1837	1951	1926	2047	1964	1942	1683	1663	
0.90									2580	1477	1570	1640	1590	1815	1597	1783	1832	1888	1948	2062	2196	2470	2468	2461	2475	2476	2473	2456		2176
0.75							1437	1387	1425	1420	1480	1437	1495	1579	1537	1629	1725	1796	1839	1870	1983	2118	2050	2232	2225	2100	2225	2162	1922	1874	
0.50					1025	1275	1041	1287	1212	1268	1360	1300	1425	1515	1458	1512	1566	1579	1588	1686	1856	1856	1750	1925	1912	2016	1938	1925	1608	1595	
0.25							1020	1256	1137	1217	1219	1191	1298	1381	1354	1406	1400	1391	1397	1558	1625	1696	1586	1743	1641	1900	1737	1708	1562	1411	
0.10									1070	1122	1110	1301	1168	1205	1287	1257	1217	1309	1288	1387	1558	1485	1380	1495	1566	1706	1538	1626			1234

YEARS SINCE FIRST DEGREE

FUNCTION — DEVELOPMENT — SUPERVISORY

ALL SERVICES- 253 ARMY- 101 NAVY- 101 AIR FORCE- 51

DOCTORATE- 253

	0	1	2	3	4	5	6	7	8	9	10	11	12	13	14	15	16	17	18	19	20	21	22	23	24	25	26	27	28	29	30	31	32	33	34	35	36	40	41	45	46	99	
SUM				1	1	1	1	2	5	6	5	3	9	8	9	9	19	25	20	11	11	16	18	12	10	12	21	14	4		253
PER CENT							1	2	4	6	8	9	13	16	20	23	31	41	49	53	57	64	71	75	79	84	92	98	100		
MEAN				975	1125	1625	1225	1325	1335	1291	1300	1359	1463	1375	1447	1539	1582	1735	1712	1843	1797	1856	1875	1941	2115	1941	1839	1821	1687	1708	
0.90													1777		1956	1885	1805	2458	2100	2472	2295	2228	2455	2470	2487	2470	2479	2465		2451	
0.75									1468	1425	1337	1512	1487	1475	1568	1537	1754	1845	1958	2181	1962	2000	2025	2: 50	2463	2050	1995	2025	1900	1922	
0.50				975	1125	1625	1225	1325	1425	1475	1275	1425	1425	1400	1475	1462	1562	1625	1625	1825	1725	1875	1912	1900	1952	1875	1875	1750	1550	1635	
0.25									1212	1175	1231	1137	1312	1250	1362	1112	1467	1504	1408	1443	1487	1600	1662	1800	1837	1766	1512	1575	1400	1443	
0.10													1272		1145	1022	1395	1375	1362	1402	1405	1490	1396	1510	1650	1560	1305	1420			1268

YEARS SINCE FIRST DEGREE

FUNCTION — TEST AND EVALUATION — SUPERVISORY

ALL SERVICES- 38 ARMY- 15 NAVY- 7 AIR FORCE- 8

DOCTORATE- 38

	0	1	2	3	4	5	6	7	8	9	10	11	12	13	14	15	16	17	18	19	20	21	22	23	24	25	26	27	28	29	30	31	32	33	34	35	36	40	41	45	46	99	
SUM										1	2		1	1		1	1	5	3	2		2	1			2	1	3	4			38
PER CENT										3	8		13	16		20	23	42	50	56		63	66			73	76	86	100			
MEAN										1325	1	0	1475	1275		1575	1575	1735	1858	1775		2025	1975			1575	2475	2225	2087		1786	
0.90																																										2475	
0.75																		1837	2062									2462	2475		2075	
0.50										1325	1250		1475	1275		1575	1575	1725	1875	1775		2025	1975			1575	2475	2125	2000		1650	
0.25																		1612	1637									1487	1450		1462	
0.10																																										1275	

YEARS SINCE FIRST DEGREE

FUNCTION — RESEARCH — SUPERVISORY
ALL SERVICES- 35 ARMY- 22 NAVY- 9 AIR FORCE- 4
MD/DDS/DVM- 35

	0	1	2	3	4	5	6	7	8	9	10	11	12	13	14	15	16	17	18	19	20	21	22	23	24	25	26	27	28	29	30	31	32	33	34	35	36	40	41	45	46	99	
SUM												1	3	2	1		4	1	2				4	11	1	2	1			2	6	2		35
PER CENT												2	11	17	20		31	34	40				57	68	82	68	71			77	94	100		
MEAN												1525	1675	1525	1925		1687	875	1950				1758	2075	2475	2150	1975			2250	2325	2475	1937	
0.90																																									2480	
0.75													1762				1950						2225								2485			2451	
0.50												1525	1637	1525	1925		1600	875	1950				1800	2075	2475	2150	1975			2250	2472	2475	2025	
0.25													1618				1200						1275								2455			1593	
0.10																																									1275	

YEARS SINCE FIRST DEGREE

FUNCTION — DEVELOPMENT — SUPERVISORY
ALL SERVICES- 5 ARMY- 3 NAVY- 1 AIR FORCE- 1
MD/DDS/DVM- 5

	0	1	2	3	4	5	6	7	8	9	10	11	12	13	14	15	16	17	18	19	20	21	22	23	24	25	26	27	28	29	30	31	32	33	34	35	36	40	41	45	46	99	
SUM																															1	2							1	1		5
PER CENT																															20	60							80	100		
MEAN																															1925	2300							2125	2475	2225	
0.90																																											
0.75																																									2468	
0.50																															1925	2300							2125	2475	2137	
0.25																																										2106	
0.10																																										

YEARS SINCE FIRST DEGREE

FUNCTION — TEST AND EVALUATION — SUPERVISORY
ALL SERVICES- 3 ARMY- 2 NAVY- 0 AIR FORCE- 1
MD/DDS/DVM- 3

	0	1	2	3	4	5	6	7	8	9	10	11	12	13	14	15	16	17	18	19	20	21	22	23	24	25	26	27	28	29	30	31	32	33	34	35	36	40	41	45	46	99	
SUM												1									1									1											3
PER CENT												33									66									100											
MEAN												1175									1825									1475										1491	
0.90																																										
0.75																																									1812	
0.50												1175									1825									1475										1475	
0.25																																										1187	
0.10																																										

YEARS SINCE FIRST DEGREE

FUNCTION — RESEARCH — SUPERVISORY

ALL SERVICES- 2319 — ARMY- 1021 — NAVY- 888 — AIR FORCE- 410

TOT DEGREE- 2319 — MD/DDS/DVM- 35 — DOCTORATE- 793 — MASTERS- 576 — BACHELORS- 915

SUM	3	8	8	11	27	32	43	53	82	72	109	73	78	79	76	75	205	294	206	72	125	128	112	90	59	59	82	46	9	2319
PER CENT				1	2	3	5	7	11	14	19	24	25	28	32	35	44	56	65	68	74	79	84	88	91	94	97	99	100	
MEAN	1508	881	887	975	1000	1037	1162	1168	1223	1237	1291	1289	1366	1369	1414	1446	1457	1527	1594	1618	1711	1744	1721	1806	1750	1742	1820	1894	1847	1514
0.90				1077	1130	1220	1335	1317	1431	1435	1545	1508	1582	1588	1597	1725	1793	1875	1933	1946	2091	2270	2213	2242	2305	2255	2345	2471	2477	1952
0.75	1562	850	975	1056	1100	1137	1218	1245	1308	1296	1435	1344	1487	1502	1525	1582	1594	1732	1802	1838	1890	1927	1987	2035	1973	1987	2035	2175	2187	1706
0.50	1225	825	837	968	1000	1058	1129	1201	1216	1230	1275	1301	1346	1363	1412	1452	1443	1515	1574	1588	1675	1712	1668	1825	1668	1697	1825	1837	1825	1474
0.25	1137	650	812	893	964	950	1064	1104	1121	1150	1187	1205	1262	1235	1275	1293	1310	1343	1393	1458	1550	1493	1553	1555	1522	1479	1567	1625	1570	1270
0.10				852	750	882	1010	1005	1051	1042	1035	1031	1146	1122	1171	1143	1166	1291	1266	1318	1304	1338	1351	1378	1322	1296	1372	1407	1045	1119

16 18 20 22 24 26 28 30 32 34 36 41 46

0 1 2 3 4 5 6 7 8 9 10 11 12 13 14 15 17 19 21 23 25 27 29 31 33 35 40 45 99

YEARS SINCE FIRST DEGREE

FUNCTION — DEVELOPMENT — SUPERVISORY

ALL SERVICES- 5316 — ARMY- 2312 — NAVY- 2046 — AIR FORCE- 958

TOT DEGREE- 5316 — MD/DDS/DVM- 5 — DOCTORATE- 253 — MASTERS- 1163 — BACHELORS- 3895

SUM	9	17	24	52	76	106	127	178	210	187	250	199	196	134	164	160	541	723	348	95	204	317	299	174	146	141	176	49	9	5316
PER CENT				1	1	3	5	7	11	14	18	23	27	30	33	36	39	44	51	53	57	63	69	71	75	81	86	92	92	95	98	99	100	
MEAN	975	994	997	998	1057	1128	1137	1191	1229	1284	1323	1328	1373	1405	1429	1393	1471	1531	1569	1598	1652	1643	1674	1663	1703	1654	1665	1605	1636	1464
0.90	1595	1565	1280	1180	1206	1227	1239	1322	1350	1447	1457	1541	1598	1593	1643	1612	1705	1845	1890	1944	1978	1990	2023	2018	2173	2043	2120	2275	2455	1877
0.75	1087	1118	995	994	1109	1146	1194	1236	1279	1342	1366	1406	1496	1495	1537	1518	1588	1631	1694	1811	1838	1857	1915	1927	1917	1905	1925	1771	1887	1616
0.50	793	818	965	975	1057	1115	1128	1173	1221	1274	1323	1316	1357	1388	1394	1378	1439	1523	1562	1550	1627	1616	1632	1622	1650	1529	1623	1525	1525	1416
0.25	765	794	831	956	970	1072	1080	1113	1132	1174	1225	1287	1278	1311	1323	1283	1357	1378	1393	1390	1457	1454	1451	1427	1445	1431	1396	1376	1281	1265
0.10	645	635	800	958	951	1011	1021	1071	1088	1126	1144	1133	1188	1224	1230	1194	1247	1291	1287	1276	1328	1315	1332	1345	1296	1268	1269	1311	1245	1128

16 18 20 22 24 26 28 30 32 34 36 41 46

0 1 2 3 4 5 6 7 8 9 10 11 12 13 14 15 17 19 21 23 25 27 29 31 33 35 40 45 99

YEARS SINCE FIRST DEGREE

FUNCTION — TEST AND EVALUATION — SUPERVISORY

ALL SERVICES- 1471 — ARMY- 722 — NAVY- 502 — AIR FORCE- 247

TOT DEGREE- 1471 — MD/DDS/DVM- 3 — DOCTORATE- 30 — MASTERS- 233 — BACHELORS- 1205

SUM	4	6	10	15	25	31	47	57	75	70	78	40	50	48	52	56	163	209	79	18	45	68	78	35	43	29	34	19	2	1471
PER CENT			1	2	4	6	9	13	18	23	28	31	34	37	41	44	55	70	75	76	79	93	88	91	94	96	98	99	100	
MEAN	812	916	1039	1152	1269	1092	1129	1162	1181	1241	1294	1297	1322	1386	1363	1392	1433	1455	1526	1519	1553	1623	1584	1545	1557	1538	1638	1577	1625	1391
0.90			1400	1387	1225	1272	1221	1287	1294	1421	1482	1480	1558	1588	1638	1598	1708	1744	1932	1888	1925	2000	1998	1962	1885	1927	2038	2452		1752
0.75	808	1275	1107	1350	1187	1162	1164	1238	1254	1303	1342	1336	1456	1525	1588	1552	1566	1592	1725	1637	1779	1850	1743	1570	1642	1743	1741	1831		1558
0.50	775	950	950	1171	1052	1095	1122	1170	1148	1241	1288	1290	1338	1366	1375	1378	1395	1425	1512	1400	1562	1600	1540	1475	1528	1512	1575	1425	1625	1361
0.25	650	725	837	845	977	1012	1076	1101	1108	1145	1192	1233	1217	1305	1212	1245	1316	1339	1357	1355	1340	1400	1371	1395	1484	1281	1385	1268		1225
0.10			800	808	825	985	1021	1017	1037	1110	1138	1166	1150	1146	1078	1162	1196	1185	1240	1098	1212	1250	1278	1261	1316	1141	1273	1169		1084

16 18 20 22 24 26 28 30 32 34 36 41 46

0 1 2 3 5 6 7 8 9 10 11 12 13 14 15 17 19 21 23 25 27 29 31 33 35 40 45 99

YEARS SINCE FIRST DEGREE

DEGREED SCIENTISTS AND ENGINEERS

Sex, Male/Female: Nonsupervisory, Combined Supervisory, Level of Degree

	Page
Bachelor's Degrees	154
Master's Degrees	155
Doctorates	156
Total Degrees	158

TOTAL BY SEX — MALE — SUPERVISORY

ALL SERVICES- 5944 ARMY- 2711 NAVY- 2238 AIR FORCE- 995

BACHELORS- 5744

SUM	14	26	37	59	85	133	163	227	281	225	326	227	215	275	188	188	648	788	345	83	265	337	328	154	145	128	168	44	7	5944
PER CENT			1	2	3	6	8	12	17	21	26	30	34	37	40	43	54	67	73	74	79	83	89	91	94	96		99	100	
MEAN	992	967	984	1034	1056	1096	1138	1180	1206	1254	1294	1303	1371	1375	1382	1386	1447	1482	1549	1511	1621	1639	1652	1600	1582	1574	1615	1486	1475	1417
0.90	1565	1470	1292	1322	1162	1228	1238	1302	1333	1418	1474	1503	1585	1579	1604	1692	1671	1755	1866	1830	1956	1972	2080	1970	1967	1972	2020	1830		1796
0.75	1225	1225	998	998	1108	1142	1183	1239	1274	1317	1361	1369	1474	1475	1454	1520	1578	1600	1679	1642	1793	1853	1900	1825	1748	1737	1900	1583	1712	1580
0.50	791	831	956	977	1065	1106	1120	1163	1227	1254	1290	1304	1337	1363	1371	1369	1407	1444	1527	1491	1687	1615	1621	1561	1567	1533	1583	1409	1475	1382
0.25	762	775	826	955	982	1050	1088	1111	1121	1171	1227	1205	1258	1287	1270	1268	1340	1360	1379	1356	1419	1458	1444	1393	1397	1392	1383	1325	1268	1232
0.10	635	718	802	832	954	957	1033	1058	1070	1115	1129	1132	1169	1182	1163	1169	1216	1241	1272	1221	1295	1315	1328	1303	1258	1248	1269	1235		1110

	0	1	2	3	4	5	6	7	8	9	10	11	12	13	14	15	16 17	18 19	20 21	22 23	24 25	26 27	28 29	30 31	32 33	34 35	36 42	41 45	46 99		

YEARS SINCE FIRST DEGREE

TOTAL BY SEX — FEMALE — SUPERVISORY

ALL SERVICES- 71 ARMY- 28 NAVY- 31 AIR FORCE- 12

BACHELORS- 71

SUM		3	1	4		4	2	1	3		3	1	3	2		2	6	8	3	2	5	6	6	3	1	1	2			71
PER CENT		4	5	11		16	19	21	23		28	29	33	36		39	47	59	63	66	73	81	90	94	95	97	100			
MEAN		638	975	962		950	1075	825	1125		1241	1325	1258	1325		1125	1108	1231	1091	1275	1145	1291	1175	1325	1375	1125	1350			1129
0.90																															1419
0.75		631		983		1003					1412		1312				1325	1350	1312		1287	1475	1375	1412							1326
0.50		612	975	966		975	1075	925	1125		925	1325	1275	1325		1125	1150	1150	1075	1275	1175	1200	1150	1325	1375	1125	1350			1127
0.25		587		950		800					787		787				925	1120	887		962	1075	1025	1237							969
0.10																															785

	0	1	2	3	4	5	6	7	8	9	10	11	12	13	14	15	16 17	18 19	20 21	22 23	24 25	26 27	28 29	30 31	32 33	34 35	36 42	41 45	46 99		

YEARS SINCE FIRST DEGREE

TOTAL BY SEX — MALE — NON-SUPERVISORY

ALL SERVICES-10869 ARMY- 4159 NAVY- 4648 AIR FORCE- 2071

BACHELORS-10867

SUM	799	725	661	629	585	639	561	624	584	444	522	322	266	228	211	209	637	761	263	71	137	197	196	157	133	137	164	44	19	10867
PER CENT	7	14	20	25	31	37	42	48	53	57	62	65	67	69	71	73	79	86	88	89	90	92	94	95	96	97		99	100	
MEAN	738	793	872	926	973	1022	1051	1099	1121	1155	1192	1187	1207	1215	1235	1244	1257	1282	1278	1274	1294	1330	1340	1295	1326	1319	1321	1214	1156	1085
0.90	795	844	988	1003	1091	1136	1165	1224	1254	1330	1336	1349	1385	1383	1418	1439	1427	1463	1459	1565	1553	1622	1650	1587	1575	1528	1546	1394	1281	1372
0.75	780	826	962	985	1052	1100	1126	1147	1205	1237	1286	1297	1315	1330	1354	1366	1369	1379	1388	1389	1427	1444	1448	1437	1443	1442	1423	1329	1252	1240
0.50	736	795	847	962	984	1035	1069	1116	1126	1168	1191	1192	1221	1178	1228	1251	1261	1283	1272	1239	1294	1323	1297	1279	1305	1302	1316	1228	1175	1102
0.25	646	763	811	843	951	971	988	1046	1061	1101	1121	1111	1116	1120	1137	1134	1149	1166	1163	1131	1173	1181	1179	1129	1188	1159	1188	1091	1093	950
0.10	614	721	766	809	920	849	837	965	948	1012	1051	1007	1019	1026	1044	1036	1056	1073	1053	1051	1055	1066	1075	1004	1125	1228	1087	1006	995	778

	0	1	2	3	4	5	6	7	8	9	10	11	12	13	14	15	16 17	18 19	20 21	22 23	24 25	26 27	28 29	30 31	32 33	34 35	36 42	41 45	46 99		

YEARS SINCE FIRST DEGREE

TOTAL BY SEX — FEMALE — NON-SUPERVISORY

ALL SERVICES- 572 ARMY- 235 NAVY- 250 AIR FORCE- 87

BACHELORS- 572

SUM	57	88	54	52	38	38	21	22	12	12	8	8	5	5	11	2	20	23	24	13	15	8	10	9	5	10	13	2	1	572
PER CENT	9	23	33	42	47	52	56	60	62	64	66	67	68	69	71	72	75	79	83	86	88	92	93	94	95	97		99	100	
MEAN	691	721	797	837	872	876	1017	929	1123	925	1098	1068	995	1038	1269	925	1117	1129	1293	1298	1148	1156	1118	1019	1225	1160	1044	1125	875	922
0.90	759	837	966	986	1200	1058	1149	1122	1230	1120				1195	1247		1350	1292	1338	1242	1325		1370	1355		1383	1185			1194
0.75	737	819	869	962	971	987	1114	1037	1200	1075	1220	1228	1118	1162	1206		1258	1285	1212	1173	1217	1225	1225	1275	1237	1350	1129			1084
0.50	712	773	819	836	862	870	1025	950	1137	975	1200	1033	1025	1025	1118	925	1150	1139	1116	1112	1156	1137	1103	1258	1175	1158	1237	1125	875	885
0.25	634	718	729	775	803	775	953	812	1125	750	966	950	962	956	987		983	1037	957	987	1043	1112	1025	981	1062	1275	956			763
0.10	618	721	695	620	750	710	852	753	950	669				645	755		800	938	868	955	987		886	675		900	665			668

	0	1	2	3	4	5	6	7	8	9	10	11	12	13	14	15	16 17	18 19	20 21	22 23	24 25	26 27	28 29	30 31	32 33	34 35	36 42	41 45	46 99		

YEARS SINCE FIRST DEGREE

TOTAL BY SEX — MALE — SUPERVISORY

ALL SERVICES- 1934 ARMY- 790 NAVY- 759 AIR FORCE- 385

MASTERS- 1934

SUM	2	2	4	12	24	29	45	48	61	77	75	58	65	51	62	52	166	301	168	52	93	102	101	82	65	59	61	17		1934
PER CENT				1	2	3	6	8	11	15	19	22	25	28	31	34	43	58	67	78	74	80	85	89	92	95	99	100		
MEAN	1225	1200	1000	945	1225	1135	1120	1193	1219	1284	1308	1323	1371	1411	1479	1412	1473	1563	1593	1632	1650	1652	1656	1726	1758	1658	1701	1586		1500
0.90				938	1215	1231	1258	1264	1395	1453	1521	1526	1565	1599	1690	1599	1706	1893	1982	1948	1967	2095	1999	2039	2325	2651	2697	2015		1915
0.75			1000	985	1290	1184	1198	1233	1283	1393	1377	1429	1504	1528	1572	1563	1587	1695	1775	1850	1937	1885	1887	1955	1971	1912	2004	1821		1652
0.50	1225	1200	850	964	987	1117	1130	1204	1228	1271	1324	1322	1372	1405	1475	1363	1454	1566	1600	1600	1623	1600	1615	1700	1725	1659	1635	1443		1465
0.25			825	875	930	1068	1058	1110	1143	1189	1229	1225	1270	1323	1367	1314	1351	1382	1425	1431	1520	1402	1418	1531	1518	1412	1415	1387		1294
0.10				750	749	1013	993	1067	1061	1047	1145	1135	1145	1202	1301	1155	1236	1263	1310	1310	1321	1262	1350	1415	1325	1247	1302	1192		1137
	0	1	2	3	4	5	6	7	8	9	10	11	12	13	14	15	16 17	18 19	20 21	22 23	24 25	26 27	28 29	30 31	32 33	34 35	36 40	41 45	46 99	

YEARS SINCE FIRST DEGREE

TOTAL BY SEX — FEMALE — SUPERVISORY

ALL SERVICES- 38 ARMY- 21 NAVY- 15 AIR FORCE- 2

MASTERS- 38

SUM							1	5					2	1	1		1	3	5	1	2		2	5	2	4	1	2		38
PER CENT							2	15					21	23	26		28	36	50	52	57		63	76	81	92	94	100		
MEAN							1225	1215					1325	1375	1125		1275	1375	1325	1475	1175		1425	1375	1375	1275	1125	1500		1281
0.90																														1632
0.75								1387										1562	1387					1393		1450				1395
0.50							1225	1225					1325	1375	1125		1275	1375	1225	1475	1175		1425	1362	1375	1250	1125	1500		1250
0.25								962										1187	1062					1312		1025				1075
0.10																														996
	0	1	2	3	4	5	6	7	8	9	10	11	12	13	14	15	16 17	18 19	20 21	22 23	24 25	26 27	28 29	30 31	32 33	34 35	36 42	41 45	46 99	

YEARS SINCE FIRST DEGREE

TOTAL BY SEX — MALE — NON-SUPERVISORY

ALL SERVICES- 2892 ARMY- 918 NAVY- 1462 AIR FORCE- 512

MASTERS- 2892

SUM	3	59	92	154	194	152	198	187	169	168	137	89	95	78	89	78	168	221	112	29	58	63	68	64	44	32	67	27	5	2892
PER CENT		2	5	12	17	22	29	35	41	47	52	55	58	61	64	66	72	80	84	85	87	89	91	93	95	96	98	99	100	
MEAN	950	801	838	895	965	1020	1053	1079	1131	1149	1193	1195	1209	1210	1249	1250	1283	1301	1318	1314	1366	1323	1340	1385	1434	1379	1398	1363	955	1160
0.90		845	977	933	1131	1147	1203	1219	1273	1301	1383	1361	1391	1405	1395	1450	1476	1567	1618	1588	1655	1617	1723	1690	1765	1595	1765	1732		1434
0.75	1212	933	878	974	1093	1185	1133	1139	1216	1233	1292	1303	1332	1327	1363	1373	1388	1413	1422	1418	1526	1394	1444	1535	1628	1575	1598	1531	795	1308
0.50	837	814	826	895	976	1032	1072	1105	1132	1148	1201	1202	1237	1228	1274	1260	1297	1305	1285	1325	1361	1296	1284	1360	1425	1375	1370	1331	781	1138
0.25	818	786	801	826	894	962	980	1017	1086	1082	1115	1115	1105	1068	1151	1135	1173	1174	1172	1181	1225	1173	1183	1216	1278	1150	1209	1193	765	995
0.10		748	758	786	819	869	860	956	985	985	1028	1022	1017	996	1047	1021	1040	1063	1035	972	1245	1065	1060	1208	1139	1055	1235	1042		850
	0	1	2	3	4	5	6	7	8	9	10	11	12	13	14	15	16 17	18 19	20 21	22 23	24 25	26 27	28 29	30 31	32 33	34 35	36 40	41 45	46 99	

YEARS SINCE FIRST DEGREE

TOTAL BY SEX — FEMALE — NON-SUPERVISORY

ALL SERVICES- 189 ARMY- 95 NAVY- 66 AIR FORCE- 28

MASTERS- 189

SUM		2	4	11	8	9	9	11	5	4	7	5	1	3	3	2	6	13	12	8	8	12	12	10	6	3	8	7		189
PER CENT		1	3	8	13	17	22	28	31	33	37	39	40	41	43	44	47	54	60	65	69	75	82	87	90	92	96	100		
MEAN		975	912	784	862	807	988	979	765	958	776	945	1175	925	1041	1150	1154	1159	1106	1087	1241	1254	1166	1172	1279	1075	1225	1160		1053
0.90				972		995	1027	1147										1385	1548			1440	1420	1458						1385
0.75			856	862	975	902	995	1106	1037	1100	1112	1037		1062	1162		1175	1287	1300	1300	1225	1383	1300	1412	1425	1362	1400	1231		1206
0.50		575	826	787	875	862	958	968	987	858	987	975	1175	975	987	1100	1137	1187	1150	1383	950	1183	1200	1054	1200	937	1475	1137		1023
0.25			750	687	750	826	812	887	956	830	867	862		737	968		1118	981	950	800	750	1133	1000	987	1162	919	1450	1037		884
0.10				625		745	745	825										915	810			1103	955	900						763
	0	1	2	3	4	5	6	7	8	9	10	11	12	13	14	15	16 17	18 19	20 21	22 23	24 25	26 27	28 29	30 31	32 33	34 35	36 40	41 45	46 99	

YEARS SINCE FIRST DEGREE

TOTAL BY SEX — MALE — SUPERVISORY

ALL SERVICES- 1055 ARMY- 451 NAVY- 371 AIR FORCE- 233

DOCTORATE- 1055

	0	1	2	3	4	5	6	7	8	9	10	11	12	13	14	15	16 17	18 19	20 21	22 23	24 25	26 27	28 29	30 31	32 33	34 35	36 40	41 45	46 99
SUM				1	2	3	6	7	22	26	39	24	35	38	42	43	81	133	165	47	61	57	47	48	42	38	64	44	10
PER CENT								1	3	6	10	12	15	18	22	26	34	46	56	61	67	72	76	81	85	88	94	99	100
MEAN				975	1075	1391	1258	1317	1265	1300	1337	1351	1420	1453	1458	1504	1564	1643	1655	1732	1853	1890	1889	1970	1954	2026	1939	1717	1685
0.90									1496	1473	1577	1630	1756	1756	1598	1783	1838	1911	2058	2182	2295	2468	2466	2465	2479	2477	2477	2468	2388
0.75						1612	1425	1486	1437	1418	1487	1450	1494	1556	1553	1684	1734	1812	1864	1906	1984	2118	2062	2236	2325	2208	2250	2175	1725
0.50				975	1075	1425	1258	1287	1220	1275	1287	1312	1432	1488	1466	1496	1564	1594	1625	1618	1853	1870	1893	1933	1910	2038	1928	1900	1600
0.25						1137	1025	1243	1137	1215	1217	1183	1287	1337	1356	1368	1451	1423	1403	1553	1637	1694	1627	1800	1658	1783	1652	1675	1525
0.10									1070	1126	1145	1123	1187	1150	1285	1287	1252	1316	1312	1378	1550	1467	1485	1513	1570	1690	1448	1472	1258

2222
1872
1607
1425
1244

YEARS SINCE FIRST DEGREE

TOTAL BY SEX — FEMALE — SUPERVISORY

ALL SERVICES- 21 ARMY- 7 NAVY- 12 AIR FORCE- 2

DOCTORATE- 21

	0	1	2	3	4	5	6	7	8	9	10	11	12	13	14	15	16 17	18 19	20 21	22 23	24 25	26 27	28 29	30 31	32 33	34 35	36 40	41 45	46 99
SUM									1			1	1				3			1	2	2	4	3		1	2			21
PER CENT									4			9	14				28			33	42	52	71	85		90	100			
MEAN									1625			1225	1175				1341			1475	1525	1575	1425	1628		1975	1525			1409
0.90																							1600	1912					1845
0.75																	1612						1600	1912					1634
0.50									1625			1225	1175				1375			1475	1525	1575	1400	1575		1975	1525			1475
0.25																	1037						1100	1337					1331
0.10																													1155

YEARS SINCE FIRST DEGREE

TOTAL BY SEX — MALE — NON-SUPERVISORY

ALL SERVICES- 996 ARMY- 354 NAVY- 452 AIR FORCE- 190

DOCTORATE- 996

	0	1	2	3	4	5	6	7	8	9	10	11	12	13	14	15	16 17	18 19	20 21	22 23	24 25	26 27	28 29	30 31	32 33	34 35	36 40	41 45	46 99
SUM	1	1		2	23	33	51	54	47	53	53	47	51	41	39	36	83	79	54	25	24	28	20	21	9	22	54	21	14
PER CENT	1	1		1	2	6	11	16	21	26	31	36	41	45	49	53	61	69	76	78	81	83	85	87	88	91	96	98	100
MEAN	1425	1675		1125	1092	1117	1088	1124	1156	1198	1226	1243	1255	1338	1344	1323	1372	1424	1451	1479	1522	1594	1552	1551	1525	1691	1657	1641	1578
0.90					1217	1271	1190	1239	1332	1367	1348	1505	1429	1523	1577	1584	1591	1655	1692	1912	1837	1886	1980	1845	1705	2270	2215	2195	1936
0.75					1154	1168	1130	1202	1215	1270	1304	1323	1339	1446	1456	1416	1454	1573	1590	1687	1616	1750	1825	1737	1637	2325	1691	1837	1637
0.50	1425	1675		1125	1042	1075	1067	1127	1146	1216	1229	1227	1279	1325	1312	1280	1364	1387	1416	1488	1435	1612	1580	1475	1525	1550	1680	1581	1600
0.25					913	1026	1028	1044	1057	1113	1135	1117	1181	1222	1227	1200	1243	1248	1293	1331	1350	1425	1283	1402	1431	1425	1406	1406	1325
0.10					788	1005	1008	1013	1010	1041	1044	1055	1038	1151	1136	1120	1144	1199	1217	1075	1273	1290	1150	1255	1295	1230	1235	1351	1128

1683
1479
1294
1156
1043

YEARS SINCE FIRST DEGREE

TOTAL BY SEX — FEMALE — NON-SUPERVISORY

ALL SERVICES- 37 ARMY- 20 NAVY- 14 AIR FORCE- 3

DOCTORATE- 37

	0	1	2	3	4	5	6	7	8	9	10	11	12	13	14	15	16 17	18 19	20 21	22 23	24 25	26 27	28 29	30 31	32 33	34 35	36 40	41 45	46 99
SUM				1					4	2	2	2	2		1		1	1	1	3	1	6	1			2	2	2	1
PER CENT				2					13	18	24	29	35		37		40	43	45	54	56	72	75			81	86	91	94
MEAN				825					1112	1200	1050	1175	1125		975		1075	1325	1025	1141	1125	1216	1375			1375	1222	1250	1325
0.90																													
0.75									1150											1312		1275							
0.50				825					1100	1200	1050	1175	1125		975		1075	1325	1025	1075	1125	1200	1375			1375	1200	1250	1525
0.25									1050											1037		1162							
0.10																													

2	37
94	100
1422	1188
1400	1162

YEARS SINCE FIRST DEGREE

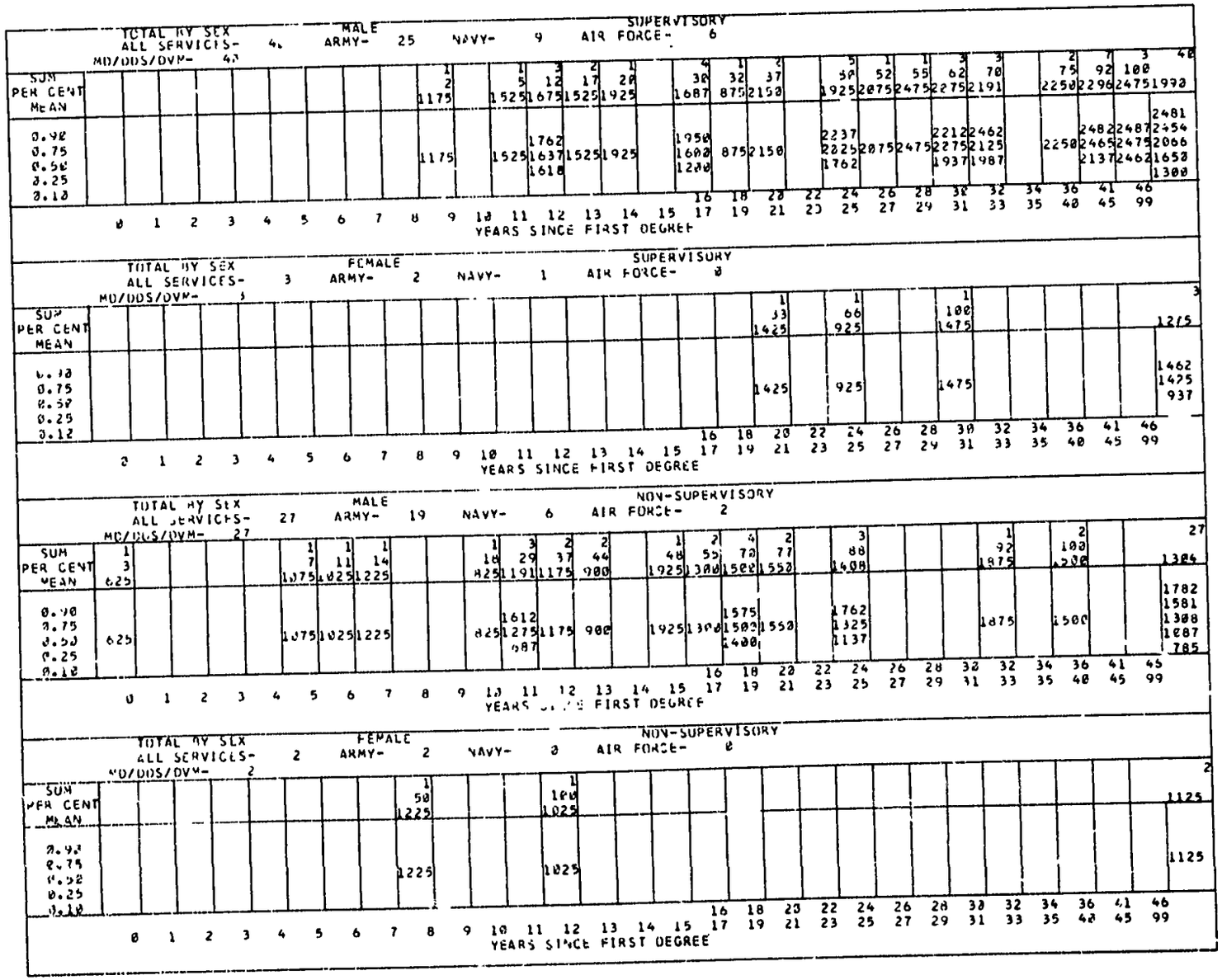
TOTAL BY SEX MALE SUPERVISORY
ALL SERVICES- 46 ARMY- 25 NAVY- 9 AIR FORCE- 6
MD/DDS/DVM- 43
SUM
PER CENT
MEAN
0.90
0.75
0.50
0.25
0.10
YEARS SINCE FIRST DEGREE
TOTAL BY SEX FEMALE SUPERVISORY
ALL SERVICES- 3 ARMY- 2 NAVY- 1 AIR FORCE- 0
MD/DDS/DVM- 3
SUM
PER CENT
MEAN
0.90
0.75
0.50
0.25
0.10
YEARS SINCE FIRST DEGREE
TOTAL BY SEX MALE NON-SUPERVISORY
ALL SERVICES- 27 ARMY- 19 NAVY- 6 AIR FORCE- 2
MD/DDS/DVM- 27
SUM
PER CENT
MEAN
0.90
0.75
0.50
0.25
0.10
YEARS SINCE FIRST DEGREE
TOTAL BY SEX FEMALE NON-SUPERVISORY
ALL SERVICES- 2 ARMY- 2 NAVY- 0 AIR FORCE- 0
MD/DDS/DVM- 2
SUM
PER CENT
MEAN
0.90
0.75
0.50
0.25
0.10
YEARS SINCE FIRST DEGREE

TOTAL BY SEX — MALE — SUPERVISORY

ALL SERVICES- 8973 — ARMY- 3977 — NAVY- 3377 — AIR FORCE- 1619

TOT DEGREE- 8973 — MD/DDS/DVM- 40 — DOCTORATE- 1055 — MASTERS- 1934 — BACHELORS- 5944

SUM	16	28	41	72	121	165	214	282	364	329	448	316	318	258	291	283	899	1215	623	162	364	497	477	287	255	223	287	112	28	8973
PER CENT				1	3	4	7	10	14	18	23	26	30	32	36	39	49	62	69	71	75	81	86	90	92	95	98	99	100	
MEAN	996	980	985	994	1050	1108	1139	1185	1212	1264	1300	1310	1379	1373	1414	1408	1464	1519	1587	1603	1672	1671	1678	1723	1695	1669	1710	1721	1738	1469
0.90	1560	1555	1237	1498	1172	1235	1244	1311	1347	1439	1495	1520	1587	1590	1627	1637	1731	1846	1911	1942	1994	2033	2030	2073	2178	2269	2252	2453	2466	1991
0.75	1150	1250	998	998	1099	1147	1190	1239	1277	1329	1375	1389	1491	1521	1535	1551	1587	1634	1733	1886	1966	1883	1911	1933	1920	1918	1955	1983	1958	1622
0.50	820	883	956	975	1060	1109	1126	1179	1212	1259	1292	1307	1352	1377	1393	1382	1434	1501	1567	1578	1633	1626	1635	1662	1627	1631	1639	1675	1600	1417
0.25	766	783	825	953	975	1053	1077	1112	1123	1178	1212	1208	1265	1302	1299	1282	1349	1367	1392	1396	1470	1463	1454	1445	1439	1429	1425	1408	1408	1258
0.10	640	713	843	826	935	966	1016	1061	1069	1110	1132	1132	1170	1195	1177	1166	1221	1255	1285	1285	1314	1319	1335	1356	1312	1268	1289	1293	1250	1122
																	16	18	20	22	24	26	28	30	32	34	36	41	46	
	0	1	2	3	4	5	6	7	8	9	10	11	12	13	14	15	17	19	21	23	25	27	29	31	33	35	40	45	99	

YEARS SINCE FIRST DEGREE

TOTAL BY SEX — FEMALE — SUPERVISORY

ALL SERVICES- 133 — ARMY- 58 — NAVY- 59 — AIR FORCE- 16

TOT DEGREE- 133 — MD/DDS/DVM- 3 — DOCTORATE- 21 — MASTERS- 38 — BACHELORS- 71

SUM		3	1	4		4	3	6	3		3	2	6	3	1	2	10	11	9	4	10	8	12	12	3	6	5	2		133
PER CENT		2	3	6		9	11	15	18		20	21	26	28	29	30	38	46	53	56	63	69	78	87	90	94	98	100		
MEAN		628	975	962		950	1125	983	1291		1841	1275	1166	1241	1125	1125	1195	1270	1258	1375	1205	1362	1300	1429	1375	1306	1375	1500		1233
0.90																	1400	1595	1955		1630		1640	1595						1612
0.75		631		983		1080	1212	1375	1612		1412		1325	1331			1362	1412	1387	1475	1425	1502	1450	1500	1762	1625	1443			1398
0.50		612	975	966		975	1125	1000	1137		925	1275	1200	1312	1125	1125	1202	1225	1225	1400	1200	1352	1250	1375	1375	1152	1412	1500		1221
0.25		587		950		800	1037	837	1118		787		1075	1087			1225	1118	1256	1200	975	1102	1100	1316	987	1037	1262			1039
0.10																	750	1055	895		750		1210	1230						923
																	16	18	20	22	24	26	28	30	32	34	36	41	46	
	0	1	2	3	4	5	6	7	8	9	10	11	12	13	14	15	17	19	21	23	25	27	29	31	33	35	40	45	99	

YEARS SINCE FIRST DEGREE

TOTAL BY SEX — MALE — NON-SUPERVISORY

ALL SERVICES-14784 — ARMY- 5441 — NAVY- 6568 — AIR FORCE- 2775

TOT DEGREE- 4784 — MD/DDS/DVM- 27 — DOCTORATE- 996 — MASTERS- 2932 — BACHELORS-10869

SUM	464	785	751	785	882	825	811	866	803	665	691	461	414	349	339	316	890	1065	441	125	222	288	278	242	187	161	287	94	38	14784
PER CENT	5	10	15	21	26	32	37	43	48	53	58	61	64	66	68	70	76	84	86	87	89	91	93	94	95	97		99	100	
MEAN	743	794	868	921	974	1026	1053	1096	1125	1157	1196	1194	1213	1228	1251	1258	1273	1295	1314	1324	1339	1354	1355	1341	1364	1379	1423	1354	1272	1118
0.90	795	844	987	999	1095	1140	1177	1226	1266	1384	1341	1359	1398	1397	1435	1470	1448	1541	1587	1625	1622	1665	1701	1655	1665	1765	1763	1745	1833	1397
0.75	781	827	962	993	1051	1102	1128	1147	1208	1239	1288	1301	1324	1341	1362	1372	1378	1391	1421	1435	1435	1494	1467	1485	1483	1531	1541	1582	1375	1273
0.50	756	798	844	957	981	1032	1069	1114	1128	1148	1196	1199	1211	1220	1253	1258	1279	1294	1293	1314	1333	1345	1362	1330	1339	1345	1363	1317	1216	1118
0.25	646	764	809	939	958	978	998	1038	1078	1100	1120	1112	1118	1120	1147	1141	1161	1176	1181	1155	1263	1190	1184	1165	1227	1184	1219	1175	1087	967
0.10	614	723	764	892	821	863	893	965	984	1007	1040	1014	1029	1018	1066	1039	1360	1281	1075	1045	1077	1074	1074	1034	1113	1050	1094	1324	794	795
																	16	18	20	22	24	26	28	30	32	34	36	41	46	
	0	1	2	3	4	5	6	7	8	9	10	11	12	13	14	15	17	19	21	23	25	27	29	31	33	35	40	45	99	

YEARS SINCE FIRST DEGREE

TOTAL BY SEX — FEMALE — NON-SUPERVISORY

ALL SERVICES- 838 — ARMY- 352 — NAVY- 330 — AIR FORCE- 118

TOT DEGREE- [illegible] — MD/DDS/DVM- 2 — DOCTORATE- 37 — MASTERS- 189 — BACHELORS- 572

SUM	57	82	98	64	38	39	30	37	20	18	17	15	7	13	14	5	27	37	33	22	29	21	28	19	13	15	23	12	3	838
PER CENT	7	17	24	32	37	42	46	51	53	55	57	59	60	61	63	64	67	72	77	79	83	86	89	92	93	95	98	99	100	
MEAN	621	746	805	828	868	875	985	964	1025	944	1057	1035	1025	986	1066	1325	1132	1137	1119	1295	1134	1222	1139	1098	1271	1148	1125	1190	1225	964
0.90	759	837	970	985	1033	1035	1133	1137	1237	1120	1265	1275		1178	1240		1332	1321	1402	1340	1351	1398	1403	1427	1585	1385	1385	1450		1252
0.75	737	818	865	758	972	979	1087	1087	1200	1091	1187	1131	1131	1137	1175	1137	1237	1234	1232	1225	1234	1359	1250	1356	1333	1352	1270	1237	1512	1127
0.50	712	769	818	830	864	867	992	985	1125	987	1225	1031	1037	993	1112	1087	1145	1145	1125	1116	1167	1175	1125	1258	1225	1137	1118	1158	1275	966
0.25	534	714	732	758	803	793	891	853	1000	787	962	937	987	953	975	1056	1018	1004	968	975	1031	1123	1020	984	1154	945	993	1075	887	798
0.10	618	582	610	617	725	715	800	771	988	690	792	787		715	770		885	933	847	910	895	1000	890	895	1032	938	865	1200		708
																	16	18	20	22	24	26	28	30	32	34	36	41	46	
	0	1	2	3	4	5	6	7	8	9	10	11	12	13	14	15	17	19	21	23	25	27	29	31	33	35	40	45	99	

YEARS SINCE FIRST DEGREE

DEGREED SCIENTISTS AND ENGINEERS

Organizational Type: Nonsupervisory, Combined Supervisory, Level of Degree

		Page
All Organizations:	Nonsupervisory	160
	Combined Supervisory	165
Laboratories:	Nonsupervisory	170
	Combined Supervisory	175
Non-Laboratories:	Nonsupervisory	180
	Combined Supervisory	185

ALL ORGANIZATIONS — NON-SUPERVISORY

ALL SERVICES- 11441 — ARMY- 4385 — NAVY- 4898 — AIR FORCE- 2158

BACHELORS-11441

SALARY	0	1	2	3	4	5	6	7	8	9	10	11	12	13	14	15	16	17	18	19	20	21	22	23	24	25	26	27	28	29	30	31	32	33	34	35	36	40	41	45	46	99		
2951-																																											
2501-2550																																												
2451-2500																																											
2401-2450																																											
2351-2400																																											
2301-2350																																											
2251-2300																																											
2201-2250																																											
2151-2200																																											
2101-2150																																											
2051-2100																																											
2001-2050																																											
1951-2000																																											
1901-1950																																											
1851-1900																																											
1801-1850																																											
1751-1800																																											
1701-1750											1				1	1	4	2	1						4	3		4	1	1													
1651-1700														1		1	2	8	2		2	4	4	3		2	1																
1601-1650											1		1		1	3	6	18	8	3	5	8	7	5	3	4	4	1															
1551-1600	3							1			2	1	5	2	7	4	28	13	5	3	5	11	4	7	7	4	5															
1501-1550									1		1		2	1	3	4	5	16	5	1	2	6	8	5	2	4	6	1															
1451-1500								1		2	1	3	4	3	4	6	9	15	7	4	2	8	9	10	13	5	12															
1401-1450	2		1		1		1	3	2	3	3	4	6	3	8	9	39	49	17	3	19	12	15	13	9	5	13															
1351-1400			1				2	1	4	7	25	22	33	30	32	36	123	153	54	9	28	29	24	14	14	14	25	5															
1301-1350		1	1	1	1	2	1	4	18	33	69	47	24	26	13	28	59	72	15	7	8	18	18	9	13	12	6	6															
1251-1300			1	2	2	5	8	25	41	52	92	43	29	28	29	22	71	88	36	3	19	19	22	18	12	9	21	5	5														
1201-1250	1	1		1	1	9	23	58	93	54	45	34	31	28	22	23	78	88	32	9	17	28	22	11	18	18	11	7	3														
1151-1200	2	2	3	4	2	14	32	49	44	67	85	49	45	48	34	21	76	74	32	11	15	13	19	12	13	11	18	6	3														
1101-1150	6	6	7	18	33	131	167	254	282	121	96	51	33	36	32	25	63	82	26	11	11	19	17	15	12	11	12	2	3														
1051-1100	5	3	7	32	112	133	98	72	69	42	36	18	21	13	11	13	37	38	14	6	8	8	8	11	2	5	11	4	2														
1001-1050	6	2	4	14	46	99	88	64	48	38	15	25	13	16	8	4	23	27	10	5	9	6	11	9	8	3	4	5	1														
951-1000	4	11	199	333	268	167	93	58	35	26	19	12	15	12	8	9	33	21	5	2	4	8	5	11	3	6	7	2	1														
901- 950	3	1	5	18	7	18	16	15	8		6	3		2	1	1		8	2		2		2	2		2	2		2														
851- 900		11	111	78	42	22	21	9	12	6	4	4	4	3	4	2	6		5	1		5	2	3	1	2	2		2														
801- 850	9	334	244	135	68	46	28	17	6	2	3	5	2	1	1	1	1	3	1	3	2		2			1	1	1															
751- 800	422	291	77	36	22	12	10	10	11	4	4	2	1		1	3	6	6	1																								
701- 750	144	85	32	28	14	12	6	2	2	4	1	2	3			1	1	2																									
651- 700	15	11	6						1	1		1			1	1																											
601- 650	288	21	9	5	5	4	4	2		2	1	2		1	1			1								1																
551- 600	28	19	9	7	1	2		1	1							1																											
501- 550	1			1																						1																
0- 500	5	6	2		1																																						
SUM	856	885	715	681	615	669	582	646	596	456	588	338	271	237	222	211	657	784	287	84	152	285	286	166	138	117	177	48	28	1441												
PER CENT	7	14	28	26	32	37	43	48	53	57	62	65	67	69	71	73	79	86	88	89	98	92	94	95	96	97		99	100														
MEAN	735	789	866	919	968	1016	1058	1093	1121	1149	1191	1184	1203	1207	1227	1241	1253	1275	1262	1247	1288	1323	1323	1348	1322	1383	1388	1214	1142	1177												
0.90	794	843	987	999	1098	1135	1163	1224	1257	1299	1336	1348	1384	1382	1411	1438	1426	1455	1452	1538	1528	1615	1638	1581	1588	1616	1535	1392	1286	1369												
0.75	779	825	968	984	1048	1097	1126	1146	1205	1234	1285	1295	1313	1326	1358	1365	1368	1378	1376	1372	1397	1436	1435	1428	1441	1417	1418	1325	1250	1233												
0.50	754	794	845	958	978	1029	1068	1114	1126	1145	1198	1198	1198	1193	1228	1251	1257	1278	1268	1211	1271	1312	1284	1269	1383	1291	1298	1221	1156	1094												
0.25	645	768	888	837	926	967	986	1037	1069	1096	1119	1108	1113	1115	1138	1133	1145	1169	1149	1113	1156	1178	1161	1113	1182	1146	1164	1087	1075	895												
0.10	614	713	758	798	815	839	893	957	979	1001	1042	1004	1008	1014	1032	1026	1048	1067	1048	1014	1048	1059	1043	993	1095	1011	1057	1008	988	773												

0 1 2 3 4 5 6 7 8 9 10 11 12 13 14 15 16 17 18 19 20 21 22 23 24 25 26 27 28 29 30 31 32 33 34 35 36 40 41 45 46 99

YEARS SINCE FIRST DEGREE

ALL ORGANIZATIONS — NON-SUPERVISORY

ALL SERVICES- 3881 — ARMY- 1813 — NAVY- 1528 — AIR FORCE- 540

MASTERS- 3881

SALARY	0	1	2	3	4	5	6	7	8	9	10	11	12	13	14	15	16	18	20	22	24	26	28	30	32	34	36	41	46	99		
2551-																																
2501-2550																																
2451-2500																																
2401-2450																																
2351-2400																			1											1		
2301-2350																																
2251-2300																											1			1		
2201-2250																																
2151-2200																																
2101-2150																																
2051-2100																					2			1		1				4		
1951-2000																				1	1		1	2		1				6		
1901-1950																		2		2		1		1						8		
1851-1900																	2	1			1		1							6		
1801-1850														1											1	1				3		
1751-1800																	2	1	1	1	1	1	3	2	1	1	1			15	1	
1701-1750																2		1	1		2	3	1	3		1	2			16	1	
1651-1700											1					1	2	2		2			2		2	2				14	2	
1601-1650															1	1	5	4		4	2	4	2	3	1	6	1			34	3	
1551-1600							1			2		2	2	2	2	6	17	5	4	1	3	1	4	3	4	4	1			66	5	
1501-1550										1		1	2	1	4	2	4	4		4	1	1	7	3		2	2			48	6	
1451-1500									2		5	1	1	1	1	8	9	4		3		3	2	3	2	5	1			51	8	
1401-1450									1	4	4	1	2	2	3	3	15	21	18	2	4	3	11	8	7	1	5	2		109	12	
1351-1400							1		1	4	5	9	13	7	11	14	31	38	18	6	10	10	5	7	1	7	7	2		227	19	
1301-1350			1			1	1	1	4	8	14	12	5	10	14	7	17	15	3	4	5	2	2	11	4	2	6	1		155	24	
1251-1300						1	2	6	17	14	22	18	11	8	6	5	19	16	11	5	5	7	12	1	6	2	7	2		195	38	
1201-1250	1				1	7	16	28	26	3	17	12	9	10	10	9	16	33	17	2	7	5	8	3	1	1	4	4		272	39	
1151-1200						5	12	7	12	11	13	12	10	6	10	6	18	17	10	2	3	11	10	5	5		3	2	1	191	45	
1101-1150					19	27	58	70	62	47	31	14	17	7	10	6	15	22	10	2	3	8	1	3	2	3	5	2		437	68	
1051-1100				5	23	17	29	21	10	15	6	9	8	5	3	4	6	4	4		1	1	5	4	1		2	2		187	66	
1001-1050			1	7	10	19	25	21	17	13	10	3	7	10	2	7	7	9	6		2	4	3	3	2		2	3		203	72	
951-1000			10	54	80	52	37	25	9	11	5	5	4	4	6	3	7	9	6	4	2	2	5	5			4	1		368	84	
901- 950			1	6	6	4	2	3	1		2	1		1			2	3	1	1	2	1				3		1		41	85	
851- 900		2	5	23	16	13	10	7	4	5	3	3	2	3	1	1		1					1	1		2	2			106	89	
801- 850	3	39	46	42	28	10	10	3	5	5			1	1	1			1	2	1			1				1			199	95	
751- 800		12	14	8	4	3	9	3	1	1	4	1			1					2	1				1				4	69	98	
701- 750		4	7	9	4	2	1	3	1			1		1			1	3	1		2									48	99	
651- 700		1		2				1																						4	99	
601- 650				1	1		1																							3	99	
551- 600		2	3	3	2				1																					11	99	
501- 550																																
0- 500		1																												1	100	
SUM	3	61	96	165	282	161	297	198	174	172	144	94	96	81	92	72	174	234	124	37	66	75	88	74	58	35	75	34	5	3881		
PER CENT		2	5	10	17	22	29	35	41	46	51	54	57	60	63	65	71	78	82	83	86	88	91	93	95	96	98	99	100			
MEAN	958	793	841	888	961	1012	1064	1073	1126	1144	1189	1192	1209	1208	1242	1252	1278	1293	1384	1269	1325	1312	1314	1356	1415	1353	1388	1322	855	1153		
0.90		344	978	992	1099	1146	1288	1218	1272	1299	1376	1355	1391	1399	1394	1446	1466	1663	1546	1578	1642	1595	1637	1665	1750	1687	1725	1715		1438		
0.75	1212	823	878	973	1029	1101	1131	1138	1214	1231	1288	1241	1338	1323	1361	1371	1364	1488	1428	1389	1475	1392	1431	1517	1575	1565	1565	1475	796	1295		
0.50	837	813	826	888	975	996	1064	1083	1130	1136	1192	1191	1205	1212	1266	1258	1289	1293	1272	1295	1346	1289	1275	1357	1414	1367	1368	1388	781	1135		
0.25	818	788	888	821	885	937	979	1888	872	1076	1189	1141	1185	1052	1145	1125	1165	1168	1155	1131	1191	1162	1178	1175	1254	1129	1195	1137	765	998		
0.10		726	747	759	816	854	848	946	974	978	1002	984	1018	976	1005	1022	1053	1035	1028	935	965	1075	1016	1023	1125	925	1012	1023		845		

YEARS SINCE FIRST DEGREE

ALL ORGANIZATIONS — NON-SUPERVISORY

ALL SERVICES- 1833 — ARMY- 374 — NAVY- 466 — AIR FORCE- 193

DOCTORATE- 1833

SALARY	0	1	2	3	4	5	6	7	8	9	10	11	12	13	14	15	16	17	18	19	20	21	22	23	24	25	26	27	28	29	30	31	32	33	34	35	36	40	41	45	99	
2951-																																									
2851-2950																																										
2751-2850																			1				1																			
2651-2750																																										
2551-2650																																										
2451-2550																																										
2351-2450																																										
2251-2350																																										
2151-2250																																										
2051-2150																																										
1951-2050																																										
1851-1950																																										
1751-1850																																										
1651-1750																																										
1551-1650																																										
1451-1550																																										
1351-1450	1																																									
1251-1350																																										
1151-1250																																										
1051-1150		1																																								
951-1050																																										
851- 950																																										
751- 850																																										
651- 750																																										
551- 650																																										
451- 550																																										
0- 450																																										
SUM	1	1		3	23	33	51	58	49	55	55	49	51	42	39	37	84	88	67	26	38	29	28	21	11	24	56	22	16	1833												
PER CENT					2	5	10	16	21	26	31	36	41	45	49	52	61	68	75	77	80	83	85	87	88	90	96	98	100														
MEAN	1425	1875		1825	1892	1117	1008	1123	1158	1193	1225	1278	1259	1329	1344	1316	1372	1419	1437	1465	1461	1587	1552	1551	1497	1641	1662	1636	1556	1348												
0.90					1217	1271	1198	1238	1327	1362	1347	1581	1429	1522	1577	1583	1591	1650	1682	1910	1780	1885	1980	1845	1695	2265	2218	2190	1928	1672												
0.75				1262	1154	1168	1138	1202	1221	1269	1301	1319	1339	1443	1456	1412	1458	1572	1587	1875	1591	1737	1825	1737	1612	1958	1883	1825	1825	1469												
0.50	1425	1875		975	1042	1075	1067	1125	1147	1212	1227	1222	1279	1328	1312	1279	1363	1383	1397	1486	1414	1686	1588	1475	1475	1525	1591	1575	1550	1288												
0.25				837	813	1026	928	1044	1062	1098	1133	1116	1181	1215	1227	1187	1244	1245	1285	1312	1281	1486	1283	1402	1393	1375	1375	1412	1300	1158												
0.10					988	1005	1006	813	811	935	1045	1057	1038	1110	1136	1108	1145	1190	1135	1088	1103	1295	1150	1255	1352	1210	1226	1353	1130	1042												

	0	1	2	3	4	5	6	7	8	9	10	11	12	13	14	15	16	17	18	19	20	21	22	23	24	25	26	27	28	29	30	31	32	33	34	35	36	40	41	45	99

YEARS SINCE FIRST DEGREE

ALL ORGANIZATIONS — NON-SUPERVISORY

ALL SERVICES- 29 · ARMY- 21 NAVY- 6 AIR FORCE- 2

MD/DDS/DVM- 29

SALARY	0	1	2	3	4	5	6	7	8	9	10	11	12	13	14	15	16 17	18 19	20 21	22 23	24 25	26 27	28 29	30 31	32 33	34 35	36 40	41 45	46 99		
2551-																															
2501-2550																															
2451-2500																															
2401-2450																															
2351-2400																															
2301-2350																															
2251-2300																															
2201-2250																															
2151-2200																															
2101-2150																															
2051-2100																															
2001-2050																															
1951-2000																															
1901-1950																1														1	3
1851-1900																									1					1	6
1801-1850																															
1750-1800																			1		1									2	13
1701-1750																															
1651-1700																															
1601-1650												1															1			2	28
1551-1600																		2												2	27
1501-1550																															
1451-1500																		1												1	31
1401-1450																															
1351-1400																		1									1			2	37
1301-1350																	1		1		1									3	48
1251-1300												1					1													2	55
1201-1250								1	1				1																	3	65
1151-1200																															
1101-1150													1								1									2	72
1051-1100						1																								1	75
1001-1050							1						1	1																3	86
951-1000																															
901- 950																															
851- 900																															
801- 850											1																			1	89
751- 800														1																1	93
701- 750																															
651- 700												1																		1	96
601- 650	1																													1	100
551- 600																															
501- 550																															
0- 500																															
SUM	1					1	1	1	1		1	3	3	2		1	2	4	2		3				1		2			29	
PER CENT	3					6	10	13	17		20	31	41	48		51	58	72	79		89				93		100				
MEAN	625					1875	1825	1225	1225		825	1191	1125	988		1925	1388	1586	1550		1488				875		1500			1292	
0.90																													1777		
0.75												1612	1212					1675			1762								1568		
0.50	625					1875	1825	1225	1225		825	1275	1125	988		1925	1388	1588	1550		1325				1875		1500			1287	
0.25												687	1037					1488			1137									1062	
0.10																														795	

YEARS SINCE FIRST DEGREE

ALL ORGANIZATIONS — NON-SUPERVISORY

ALL SERVICES-15584 — ARMY- 5793 — NAVY- 6898 — AIR FORCE- 2893

TOT DEGREE-15584 — MD/DDS/DVM- 29 — DOCTORATE- 1033 — MASTERS- 3081 — BACHELORS-11441

SALARY	0	1	2	3	4	5	6	7	8	9	10	11	12	13	14	15	16	17	18	19	20	21	22	23	24	25	26	27	28	29	30	31	32	33	34	35	36	40	45	99		
2551-																																									
2501-2550																		1								1								1	4	1		9				
2451-2500																																										
2401-2450																																									
2351-2400																					1																	1			
2301-2350																																		2				2			
2251-2300																										1	2								3	1		7			
2201-2250																		1															1		1		1	3			
2151-2200																							1										1	1		1	4			
2101-2150													1																1								2			
2051-2100																					1						4	3	1	2	4					15			
2001-2050																				1	1			2	4	4	1	4		4	1			21			
1951-2000																1	1	2	2	3	3		1	1	2	2	3	2	1	24			
1901-1950																		8	3	1	1	7	3	1	1	3	5		1	34			
1851-1900														1	1	1	2	2		1	1	2	3	3		2	1	1	2	23			
1801-1850																	1	4	3	1	2	3	4	6	2	3	5	1		36	1		
1751-1800						1																																				
1701-1750											1			1	2	7	3	4	3			7	6	2	8	1	6	2	1	54	1		
1651-1700												1	1	1	1	3	11	6	1	5	7	5	7	1	5	5	1			61	1		
1601-1650										4			1	2	4	10	30	18	3	12	14	14	8	7	5	14	4	1		151	2		
1551-1600	3					1	1			6	1	7	5	11	11	34	41	21	10	9	19	5	11	11	10	15	5	1		139	5		
1501-1550					1				1	1	2	3	3	7	7	8	10	21	10	1	6	8	9	13	6	6	10	5	1	210	6		
1451-1500								1	4	5	7	4	8	8	7	6	20	31	15	4	5	9	13	13	17	10	19	3	1	413	9		
1401-1450	3		1		1		1	3	4	8	8	8	13	9	13	15	61	77	30	8	30	17	26	26	10	7	22	4		488	15		
1351-1400			1				3	1	6	13	31	31	50	47	56	55	173	190	83	20	32	50	30	22	17	23	35	10	1	746	20		
1301-1350		1	2	1	1	3	2	5	24	43	92	66	42	41	33	20	90	96	23	13	16	21	14	21	17	15	25	10	1	984	26		
1251-1300			1	3	2	10	11	34	62	75	122	50	46	33	41	32	93	210	55	8	20	27	37	20	10	11	31	8	7	1133	33		
1201-1250	2	1		1	4	10	42	91	124	101	74	56	40	35	37	30	103	133	53	13	25	25	30	15	10	10	11	22	0	1055	40		
1151-1200	2	2	3	4	5	21	50	65	66	82	103	64	61	50	46	30	92	96	43	13	21	25	30	10	10	11	22	0	4	2007	53		
1101-1150	6	6	3	10	55	163	224	334	273	174	134	72	53	44	46	35	84	105	39	14	15	27	19	10	14	14	10	4	4	2007	53		
1051-1100	5	4	7	37	136	156	132	101	54	64	45	33	30	10	15	19	45	36	20	7	10	10	13	15	3	7	13	6	2	1873	60		
1001-1050	6	2	5	10	74	130	133	100	73	40	31	32	25	30	10	11	31	37	25	6	11	10	15	12	10	5	6	0	2	910	66		
951-1000	4	11	217	390	343	220	131	84	47	37	24	17	20	17	14	12	40	31	11	0	0	10	10	10	3	0	12	3	1	1753	77		
901- 950	3	1	0	10	13	15	10	10	7		0	4		3	1	2	2	11	3	1	4	1	2	2		5	2	2		150	70		
851- 900		13	110	93	50	35	31	17	10	11	7	7	0	0	5	3	0	1	5	1	1	5	3	4	1	4	4	1	2	402	01		
801- 850	11	373	290	170	90	50	31	20	11	9	4	5	4	2	2	1	1	4	3	4	2		3			1	2	1		1114	00		
751- 800	422	303	91	44	20	15	10	13	12	5	0	3	1	1	2	3	0	0	1	2	1				1				4	909	95		
701- 750	144	09	39	29	15	14	7	5	3	4	1	3	3	1		1	2	5	1		2						1			309	97		
651- 700	15	12	0	2				1	1	1		2			1	1														42	97		
601- 650	209	21	9	0	0	4	5	2		2	1	2		1	1			1												271	99		
551- 600	20	21	12	10	3	3		1	2							1														73	99		
501- 550	1			1																										2	99		
0- 500	5	7	2		1																									10	100		
SUM	861	867	811	849	848	864	841	983	820	683	700	476	421	362	353	321	917	1102	400	147	251	309	306	261	200	176	310	104	41	15584			
PER CENT	5	11	10	21	27	32	30	43	49	53	50	61	02	00	00	70	70	03	00	07	09	91	02	04	05	07		99	100				
MEAN	730	709	003	014	070	1019	1051	1091	1125	1151	1193	1109	1210	1210	1244	1254	1200	1290	1299	1290	1315	1345	1335	1323	1350	1359	1303	1330	1200	1110			
0.90	795	043	000	990	1094	1139	1175	1225	1205	1301	1340	1357	1309	1390	1429	1405	1440	1532	1570	1590	1007	1050	1074	1043	1042	1720	1741	1000	1022	1394			
0.75	779	020	950	902	1040	1100	1127	1140	1200	1237	1207	1299	1322	1337	1359	1371	1370	1309	1390	1401	1423	1470	1445	1400	1479	1500	1512	1403	1307	1203			
0.50	754	790	042	955	979	1020	1007	1112	1120	1140	1194	1195	1207	1211	1245	1255	1275	1200	1202	1270	1299	1334	1207	1320	1335	1330	1351	1303	1225	1114			
0.25	045	701	007	033	919	900	907	1030	1009	1091	1117	1107	1115	1113	1140	1137	1250	1170	1103	1127	1175	1170	1109	1139	1200	1159	1194	1150	1001	901			
0.10	014	714	757	791	017	045	005	957	901	999	1020	1007	1010	1000	1040	1030	1054	1009	1040	991	1041	1074	1042	1000	1107	1010	1005	1021	052	709			

YEARS SINCE FIRST DEGREE

ALL ORGANIZATIONS — SUPERVISORY

ALL SERVICES- 6815 — ARMY- 2739 — NAVY- 2269 — AIR FORCE- 1807

BACHELORS- 6815

SALARY	0	1	2	3	4	5	6	7	8	9	10	11	12	13	14	15	16 17	18 19	20 21	22 23	24 25	26 27	28 29	30 31	32 33	34 35	36 40	41 45	46 99	
2551-																														
2501-2550													1						6		3	6	8	2	2	1	3			32
2451-2500																														
2401-2450																														
2351-2400																		1			1									2
2301-2350																					2	1					4			7
2251-2300																				1	1	3	4			2	2			13
2201-2250																		2	1		1		3	2	2	2	1			14	1
2151-2200																			1			2	1				1			5	1
2101-2150																	2		2	1	1	6	5	1	1		2	2		23	1
2051-2100				1							1							2	4		2	7	12	5	5	4	5			56	2
2001-2050									1		1	1	1		1		1	4	7		11	10	18	9	7	7	5	1		92	3
1951-2000								1					1	2	3	17	5	1	13	22	31	12	5	5	7					125	6
1901-1950										1			2		1	4	19	21	10	3	7	23	6	6	3	3	3	1		113	7
1851-1900											1				3	3	19	28	15	6	8	10	7	3	4	3	7	1		111	9
1801-1850												1	2		4	1	5	10	15	4	10	7	11	3	7	4	7	3	1	96	11
1750-1800																														
1701-1750									1		1	2	3	1	2	1	9	17	9	2	13	14	16	6	9	4	12	2	1	125	13
1651-1700												1	1	4	2	3	12	27	23	1	8	19	24	8	3	7	1			144	15
1601-1650		1				1			2	1	2	2	4	5	5	5	55	73	32	12	25	48	32	13	13	9	16			356	21
1551-1600	2	1	2	1	1		1	2	3	3	8	12	16	16	16	19	88	108	34	6	24	27	28	9	11	8	12	3	1	462	29
1501-1550							2	2		4	12	5	14	9	6	15	30	41	18	4	7	22	20	8	9	15	7	3		251	33
1451-1500		1					1	1	3	7	15	9	13	16	6	7	32	36	20	3	8	26	18	11	12	10	11	5	1	273	38
1401-1450	1		1			1	1	1	6	7	12	27	12	8	12	22	10	58	99	30	6	16	18	19	10	15	12			427	45
1351-1400						1		1	4	4	8	20	21	29	32	42	39	144	135	47	15	14	21	27	24	14	10	10	9	675	56
1301-1350							3	2	7	22	33	66	54	43	34	16	18	53	46	18	4	10	12	12	7	7	3	4	4	488	64
1251-1300			3	2		3	4	3	22	54	49	57	32	27	13	21	22	34	38	13	3	6	8	5	4	3	8	14	4	2	454	71
1201-1250	1	1	1	2	2	10	23	54	51	39	42	23	17	13	10	9	32	36	11	3	7	10	7	5	7	5	4	2	1	428	79
1151-1200			3		2	7	20	20	24	22	31	24	17	10	13	14	25	19	5	4	5	7	9	5	3	1	6	2		296	84
1101-1150	1	2		2	14	47	59	66	70	35	28	21	9	7	7	8	11	16	8	1	4	1	6		1	4				428	91
1051-1100	1			8	34	28	32	23	22	2	5	4	3		3	2	7	4	2	1		3	2	2	2	2	1	1		194	94
1001-1050		1			4	7	9	8	12	7	6	1	2	4	2	4	9	7	1	1		2	2			1				98	95
951-1000			12	37	26	17	10	6	2	3	3	2	2		3	3	3	2	1	1	1	2			1	1	2			148	98
901- 950			1	4	1	4	1	1	1		3						1		1											18	98
851- 900			1		1	2		2	4									4	1				1							16	98
801- 850		8	12	6	2	4		2				2				1	1	1			1									48	99
751- 800	6	3	2	1		1		1			1		1						1											17	99
701- 750		3		1	3												1				1									18	99
651-																														
601- 650	2	2																												4	99
551- 600		2	1																											3	99
501- 550																														
0- 500		1																												1	100
SUM	14	29	38	63	95	137	165	228	283	225	329	228	218	177	186	199	654	788	351	85	218	343	334	157	146	129	162	44	7	6815	
PER CENT			1	2	3	6	8	12	17	21	26	30	34	37	40	43	54	67	73	74	78	83	89	91	94	96		99	100		
MEAN	992	930	984	1081	1056	1091	1137	1178	1286	1254	1292	1393	1367	1375	1382	1383	1444	1479	1545	1586	1610	1633	1644	1595	1598	1578	1612	1486	1475	1414	
0.90	1565	1455	1288	1898	1602	1226	1238	1381	1333	1418	1473	1582	1585	1579	1694	1688	1669	1751	1864	1829	1954	1978	1998	1968	1967	1972	2018	1839		1792	
0.75	1225	1143	997	997	1188	1141	1181	1238	1274	1317	1361	1369	1471	1474	1454	1518	1578	1599	1676	1648	1787	1858	1867	1812	1741	1734	1796	1583	1712	1578	
0.50	791	821	958	976	965	1104	1125	1162	1286	1254	1289	1304	1336	1361	1371	1367	1405	1443	1523	1475	1692	1613	1617	1552	1544	1531	1579	1498	1475	1378	
0.25	762	737	827	97	982	1037	1083	1118	1121	1171	1206	1206	1256	1289	1278	1264	1337	1358	1377	1354	1418	1453	1432	1398	1394	1386	1381	1325	1268	1228	
0.10	635	597	883	81	955	955	1038	1056	1071	1115	1126	1132	1164	1183	1163	1153	1211	1235	1265	1288	1266	1305	1305	1296	1269	1239	1268	1235		1188	

YEARS SINCE FIRST DEGREE

ALL ORGANIZATIONS — SUPERVISORY

ALL SERVICES- 1972 ARMY- 811 NAVY- 774 AIR FORCE- 387

MASTERS- 1972

SALARY	0	1	2	3	4	5	6	7	8	9	10	11	12	13	14	15	16	17	18	19	20	21	22	23	24	25	26	27	28	29	30	31	32	33	34	35	40	45	99		
2551-																																								
2501-2550										1									2	1	1	1	2	2	1	4		2				19									
2451-2500																																										
2401-2450																																									
2351-2400																										1													2	1	
2301-2350																					1	1	4			1				2									9	1	
2251-2300																			1				3	2	2		3	1											12	2	
2201-2250															1				2	2		1		1	1	3			1										12	2	
2151-2200																							1																1	2	
2101-2150																	1		1			1	2	2	1		3	2											14	3	
2051-2100				1															3		2	2	3	3	10	4	4	8	1										48	5	
2001-2050																			9	3	1	5	4	7	5	4	1	3											42	7	
1951-2000																	3	10	12	5	5	5	8	5	5	5	5	2											63	10	
1901-1950														1	1	2	16	13	3	6	5	9	2	3		1													62	13	
1851-1900													2	3	2	6	18	10	3	5	4	3	3	1	3	1	4												69	17	
1801-1850							1					1	1			2	8	4	1	1	5	2	4	6	4	1													48	19	
1751-1800											1	1		1		3	4	4	1	3	3	4	6	1		1	1													35	21	
1701-1750					1										1	1	5	16	11	1	5	5	4	6	2	8	4	1												78	24	
1651-1700										1		2	1	1	2	1	14	32	25	7	28	5	9	6	4	4	5													139	31	
1601-1650										1	5	1	8	6	12	11	26	46	16	4	12	8	8	8	6	4	6	1												198	41	
1551-1600		1																																					78	45	
1501-1550										1	2	3	8	4	4	1	10	11	7	1	4	8	3	4	6	1													113	51	
1451-1500								1	1	4	3	5	5	6	12	3	12	18	12	6	1	4	8	5	1	3	3													146	58	
1401-1450							1	1	3	11	5	6	4	5	3	2	24	15	14	8	5	6	6	7		4	4	4													188	67	
1351-1400			1						1	2	6	6	13	8	10	12	17	43	16	2	4	9	13	4	5	7	6	3													117	73	
1301-1350							1	1	4	10	17	9	6	8	6	7	15	12	4	1	4	2	3	1	3		2	1													189	79	
1251-1300				1				3	1	13	13	14	7	9	2	2	4	9	8	4	3	3	5	2	1	2	1	2													115	85
1201-1250					2	5	7	21	15	12	8	7	6	2			5	10	2		2	2	3	1	2	2	1													69	88
1151-1200						4	8	3	6	8	6	4		1		2	5	4	4	2	2	1	1	2		1		2													75	92
1101-1150					2	7	9	10	6	1	5	4	5		3	3	4	8	4			1																			48	94
1051-1100	1				5	6	7	9	5	4				1			2	2	2		1	1	1	1																	48	96
1001-1050						4	5	3	2	5	1	2	1	2	2	1	1	2	2		1	2				1														48	98
951-1000	1		1	7	0	2	4	1	3	2	1		1	1			1	2	1			2	1																	1	98
901- 950										1																														1	99
851- 900				2	1									1		1		1																						1	99
801- 850		1	2		1			1			1																													1	99
751- 800				1	1		1					1																													4	100
701- 750				1	3																																				
651- 700																																									
601- 650																																									
551- 600																																									
501- 550																																									
0- 500																																									
SUM	2	2	4	12	24	29	46	53	61	77	75	58	67	52	63	52	267	384	173	53	95	102	103	87	67	63	62	19											1972		
PER CENT				1	2	3	6	8	11	15	19	22	25	28	31	34	42	58	66	69	74	79	84	89	92	95	99	100													
MEAN	1825	1288	1888	945	1825	1135	1138	1176	1219	1284	1308	1323	1369	1404	1474	1412	1472	1561	1585	1629	1648	1650	1651	1706	1746	1634	1591	1577											1495		
0.90				998	1215	1231	1256	1249	1395	1453	1512	1528	1564	1598	1685	1599	1785	1892	1982	1947	1965	2095	1597	2036	2315	2046	2095	2085											1913		
0.75			1888	985	1098	1184	1203	1230	1283	1393	1377	1429	1501	1525	1571	1563	1688	1693	1771	1845	1832	1885	1884	1942	1965	1902	2003	1815											1648		
0.50	1825	1288	858	964	987	1117	1133	1191	1228	1271	1304	1322	1371	1408	1472	1383	1452	1667	1595	1593	1621	1688	1613	1679	1725	1643	1638	1443											1468		
0.25			825	875	900	1060	1068	1095	1143	1189	1229	1225	1278	1310	1363	1314	1349	1381	1415	1432	1509	1484	1414	1497	1514	1398	1406	1379											1288		
0.10				760	740	811	995	1051	1061	1047	1145	1115	1147	1169	1282	1155	1237	1258	1278	1315	1386	1262	1338	1383	1311	1207	1288	1197											1132		

	0	1	2	3	4	5	6	7	8	9	10	11	12	13	14	15	16 17	18 19	20 21	22 23	24 25	26 27	28 29	30 31	32 33	34 35	40	45	99

YEARS SINCE FIRST DEGREE

ALL SERVICES- 1876 DOCTORATE- 1876

ALL ORGANIZATIONS ARMY- 458 NAVY- 383 AIR FORCE- 235

SUPERVISORY

SALARY	0	1	2	3	4	5	6	7	8	9	10	11	12	13	14	15	16 17	18 19	20 21	22 23	24 25	26 27	28 29	30 31	32 33	34 35	36 40	41 45	46 99		
2551-																															
2501-2550																															
2451-2500																															
2401-2450																	1		7	5	4	6	9	7	7	10	8	14	7		85	7
2351-2400																															
2301-2350																															
2251-2300																							1			1		1			3	8
2201-2250																				1		1	1	1	3		1	1	2		11	9
2151-2200																							1	3	5	1		1	1		12	10
2101-2150																			2	2	3	1				1	1	1	2	1	14	11
2051-2100																		1		1		2						1			5	12
2001-2050																	1	3	3	2	3		1	4		4	4	1			26	14
1951-2000																	2			1	1	1	2	2		4	2	4			19	16
1901-1950																			3		4	2	4	2	4	3	4	2	1		29	18
1851-1900															1			3	8	2	5	7	5	4	5	3	7	3	1		53	23
1801-1850							1									1	2	11	6	4	8	6	4	6	2	3	3	1	1		58	29
1751-1800														3	2	2	9	11	7	3	7	4	1	4	2		2	2	1		68	34
1701-1750											1		4			4	6	12	2		1	3		2	2	3	3	2			45	39
1651-1700												1		1			4	5	1		4	2	2	2	1	3	3	5			34	42
1601-1650						1						1			1	1	1	3	2	2	2	1	4		3	2	1	2			26	44
1551-1600									1	1	2	1				3	6	9	14	4	4	3	5		4		2	4			64	58
1501-1550									2		2		3	4	7	7	18	14	18	11	7	5	5	2	3	1	4	1	2		108	68
1451-1500											4	1	1	5	2	3	3	8	3	1				3	1	1	3		1		48	64
1401-1450						1	1	2	3	3	3	2	7	5	10	8	11	9	8	3	1	5	1	1			1	1			82	71
1351-1400								1	2	4	3	3	7	1	5	2	4	7	4	2	1	1		2	1		4	3			60	77
1301-1350											1		1	3	4	2	5	8	14	3	1	2	3						1		69	82
1251-1300								2	1	2	2	4	2	2	2	1	2	13	2	1	2	2		1			2				4	85
1201-1250								2	1	6	6	2	5	4	2	3	2	6	2												38	89
1151-1200							1	2	5	5	8	3	1	2	2	2	4	2	3		2		2	1	1		1				47	93
1101-1150					1	1			3	1	3	3	3		2				5												28	95
1051-1100									2	3	1	3		1	2	2	3											1			28	97
1001-1050					1		3		3	1		1	1				1	1		1			1				1				11	98
951-1000				1					1		3		1	2		2	1			1									1		16	99
901- 950																															1	100
851- 900																															
801- 850																															
751- 800																															
701- 750																															
651- 700																															
601- 650																															
551- 600																															
501- 550																															
0- 500																															
SUM				1	2	3	6	7	23	26	39	25	36	38	42	43	84	133	105	48	63	59	51	51	42	37	66	44	18	1876		
PER CENT								1	1	3	6	9	12	15	18	22	26	34	46	56	60	66	72	76	81	85	88	94	99	100		
MEAN				975	1875	1391	1258	1317	1281	1388	1337	1331	1413	1453	1458	1584	1556	1643	1655	1727	1843	1888	1853	1949	1954	2025	1927	1917	1685	1677		
0.90									1567	1473	1577	1625	1755	1758	1598	1783	1828	1911	2058	2188	2285	2467	2463	2463	2479	2476	2476	2468	2888	2214		
0.75						1612	1425	1486	1454	1418	1487	1445	1492	1556	1553	1684	1725	1812	1864	1988	1970	2186	2031	2222	2325	2187	2225	2175	1925	1889		
0.50				975	1875	1425	1850	1287	1225	1275	1287	1306	1428	1488	1468	1496	1566	1594	1685	1612	1846	1862	1868	1918	1918	1991	1921	1988	1688	1684		
0.25						1137	1064	1243	1143	1215	1217	1187	1288	1337	1356	1368	1437	1423	1483	1558	1621	1597	1687	1768	1658	1787	1612	1675	1525	1422		
0.10									1071	1126	1145	1175	1176	1158	1285	1287	1242	1316	1312	1388	1465	1459	1385	1581	1570	1692	1432	1470	1856	1242		

YEARS SINCE FIRST DEGREE

ALL ORGANIZATIONS — SUPERVISORY

ALL SERVICES- 43 ARMY- 27 NAVY- 10 AIR FORCE- 6

MD/DDS/DVM- 43

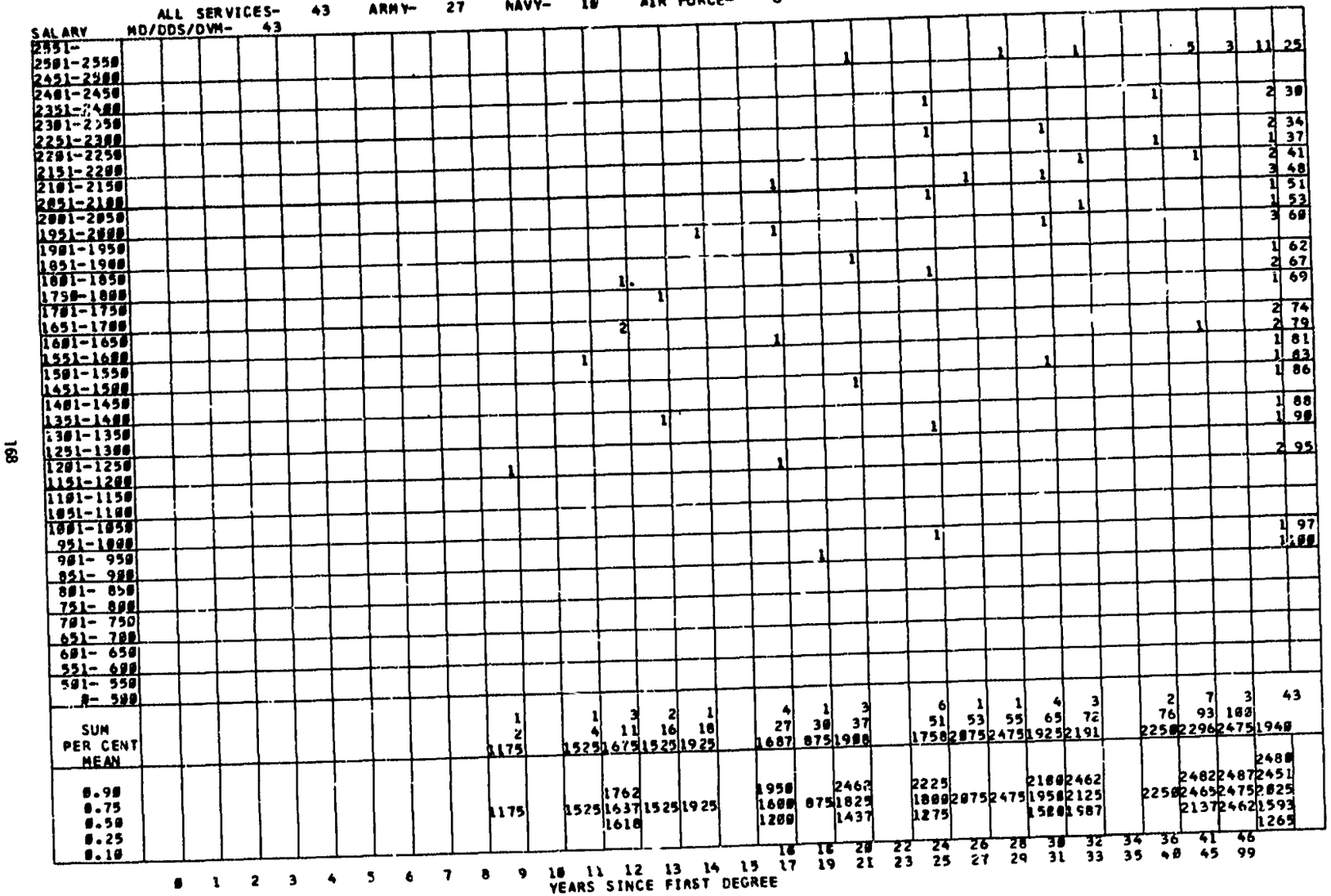

ALL ORGANIZATIONS — SUPERVISORY

ALL SERVICES- 9186 — ARMY- 4035 — NAVY- 3436 — AIR FORCE- 1635

TOT DEGREE- 9186 — MD/DDS/DVM- 43 — DOCTORATE- 1076 — MASTERS- 1972 — BACHELORS- 6815

SALARY																														
2551-																														
2501-2550										1			1				1		9	13	5	10	17	10	10	19	9	19	12	3	147	1
2451-2500																														
2401-2450																														
2351-2400																			1			2			2		3			9	1
2301-2350																				1	1	4	6	1	4		1	7	2	27	2
2251-2300																			1		1	2	7	9	8	1	5	4	1	39	2
2201-2250															1				4	5	2	5	1	4	3	6	3	3	3	41	2
2151-2200																			1	1	1		5	1		1		2	1	13	3
2101-2150					1													5	4	5	3	5	9	8	7	1	7	8	3	66	3
2051-2100				1									1					2	5	6	3	6	11	17	17	9	12	15	5	118	4
2001-2050									1				1	1	1			1	15	13	1	20	22	29	16	16	11	12	3	164	6
1951-2000								1							2	2	7	38	29	8	23	34	42	22	15	13	16	3	1	244	9
1901-1950							1				1		2		3	5	23	48	29	10	21	34	19	14	8	6	7	2	1	233	12
1851-1900													2	5	8	7	33	49	33	12	20	18	11	10	7	6	10	7	1	241	14
1801-1850						1	1				2	1	7	1	5	5	13	38	21	5	13	15	13	9	15	11	11	5	1	183	16
1751-1800									1		2	4	3	4	2	1	10	26	14	3	20	19	22	14	11	7	16	8	1	195	18
1701-1750					1							2	1	4	4	5	18	46	36	4	15	25	32	14	8	17	6	3		246	21
1651-1700																														
1601-1650		1			2			3	3	4	5	7	6	7	9	75	114	71	23	49	56	46	19	21	13	23	4		561	27
1551-1600	2	2	2	1	1		1	2	5	4	15	13	27	26	35	37	133	168	68	21	43	48	41	19	28	13	22	6	3	762	35
1501-1550							2	2		5	18	18	23	18	12	19	43	68	28	6	11	38	23	13	16	17	18	3	1	378	48
1451-1500		1					1	2	7	14	21	16	25	27	28	18	55	63	46	12	18	35	27	18	13	13	15	7	1	469	45
1401-1450	1		1		1	2	3	9	14	27	35	21	19	18	38	14	86	121	57	16	22	25	25	27	16	14	17	7		628	52
1351-1400			1		1		1	5	5	10	27	27	43	43	56	53	166	186	77	28	19	32	43	24	19	17	24	12	1	912	62
1301-1350						3	3	8	26	45	85	67	51	45	24	26	78	71	24	8	16	16	15	9	10	3	8	5		638	69
1251-1300		3	2	1	3	4	6	25	68	68	77	41	41	16	25	29	45	52	19	6	10	13	7	5	5	9	16	4	2	682	75
1201-1250	1	1	1	2	4	15	31	77	71	56	58	33	24	17	12	11	41	48	16	3	11	12	12	7	10	7	6	2	1	598	82
1151-1200			3		2	11	28	23	33	32	40	31	28	11	15	16	31	23	14	6	7	8	10	7	3	4	5	4		387	86
1101-1150	1	2		2	17	55	68	76	78	39	34	28	14	8	12	13	18	24	12	1	4	2	6		2	4	2	1		523	92
1051-1100	2		8	39	34	39	32	10	7	5	5	4	1	3	2	10	7	4	2	1	4	4	3	2	2	2	1			253	94
1001-1050		1		5	11	17	11	15	12	10	3	4	8	4	7	11	9	3	2	1	4	2			4	1		1		146	96
951-1000	1		13	45	34	19	14	7	9	5	4	2	3	1	3	3	4	4	2	1	1	4	1		2	1	2			181	98
901- 950			1	4	1	4	1	1	1	1	3						1		1		1									28	98
851- 900			1	2	2	2		2						1		1		6	1				1							23	99
801- 850		9	14	6	3	4		3			1	2				1	1	1			1									46	99
751- 800	6	3	2	2	1	1	1	1			1	1	1						1											21	99
701- 750		3		2	6	1											1				1									14	99
651- 700																															
601- 650	2	2																												4	99
551- 600		2	1																											3	99
501- 550																															
0- 500		1																												1	100
SUM	16	31	42	76	121	169	217	288	367	329	443	312	324	261	292	285	989	1226	632	186	374	585	489	259	258	229	292	114	28	9186	
PER CENT				1	3	4	7	10	14	18	23	26	38	32	36	39	49	62	69	71	75	81	86	89	92	95	98	99	100		
MEAN	996	947	985	992	1050	1104	1139	1181	1213	1264	1298	1318	1375	1391	1413	1484	1461	1517	1578	1598	1659	1666	1669	1692	1691	1661	1704	1717	1738	1465	
0.90	1568	1495	1295	896	1172	1233	1244	1387	1348	1439	1494	1519	1586	1598	1627	1634	1728	1845	1911	1946	1991	2029	2026	2065	2068	2065	2347	2452	2246	1889	
0.75	1158	1212	998	995	1099	1146	1198	1238	1278	1329	1376	1388	1488	1499	1529	1551	1587	1633	1728	1882	1868	1888	1988	1927	1918	1914	1958	1975	1958	1621	
0.50	888	825	957	974	1068	1187	1126	1173	1212	1259	1292	1307	1358	1376	1392	1381	1432	1498	1564	1573	1620	1624	1629	1646	1624	1625	1634	1646	1668	1419	
0.25	766	745	826	953	975	1058	1077	1109	1123	1178	1210	1209	1263	1302	1298	1279	1348	1366	1389	1393	1446	1458	1442	1436	1435	1422	1428	1397	1488	1255	
0.10	648	682	884	838	985	962	1016	1055	1069	1118	1129	1132	1166	1182	1174	1154	1216	1250	1274	1288	1297	1318	1319	1343	1389	1259	1285	1292	1256	1118	
	0	1	2	3	4	5	6	7	8	9	10	11	12	13	14	15	16	17	18	19	21	23	25	27	29	31	33	35	40	45	99

YEARS SINCE FIRST DEGREE

LABS — NON-SUPERVISORY

ALL SERVICES- 8777 ARMY- 3831 NAVY- 3835 AIR FORCE- 2111

BACHELORS- 8777

SALARY	0	1	2	3	4	5	6	7	8	9	10	11	12	13	14	15	16	17	18	19	20	21	22	23	24	25	26	27	28	29	30	31	32	33	34	35	36	40	45	99		
2551-																																									
2501-2550																																										
2451-2500																																									
2401-2450																																									
2351-2400																																									
2301-2350																																									
2251-2300																												1	1											2	
2201-2250																		1																						1	
2151-2200																																									
2101-2150																																									
2051-2100																			1										2	3	1		1						8	
2001-2050																											1	3			2									6	
1951-2000																																1	1							5	
1901-1950																		2			1			1	1	2	1						2	1						9	
1851-1900																		1										1	2											5	
1801-1850																	1	1									2	1				1	2							7	
1750-1800																		1									1	3			2		1						15	
1701-1750											1			1	1	3	2										2	2	3			1	1							22	
1651-1700														1		1	1	7	1		2	2	3	12	6	3	4	5	5	3	2	3	3	1					53	1
1601-1650														1		2	3	14	13	4	2	4	8	3	4	5	3	5												84	2
1551-1600	1							1			1	1	5	2	5	3	14	13	4	2	4	8	3	4	5	3	2	3	3	1										58	3
1501-1550									1		1		1	1	3	3	4	11	5		2	5	8	3	1	4	4	1												89	4
1451-1500								1		2	1	3	3	2	4	5	6	11	4	3	1	7	4	9	9	4	8	2												167	6
1401-1450	1		1		1		1	2	2	3	3	3	2	2	5	5	24	38	15	3	17	9	9	12	7	1	9												479	11
1351-1400							2	1	2	5	21	16	21	18	22	26	89	108	37	7	16	28	17	12	18	9	15	5												393	15
1301-1350		1		1		2	1	4	15	19	58	35	28	18	9	11	51	61	11	4	8	14	8	7	13	11	13	6											548	22
1251-1300			1	1	2	5	6	18	29	34	69	28	24	14	19	21	58	73	33	3	18	16	28	12	9	8	17	5	5											570	28
1201-1250	1	1			1	6	18	46	68	48	31	28	22	18	18	21	65	73	21	6	15	15	21	11	12	9	18	6	3											626	35
1151-1200	2		3	4	2	8	26	38	36	48	59	46	36	31	22	18	63	55	29	8	12	12	16	12	12	9	17	5	3											1157	49
1101-1150	4	5	2	9	23	83	132	202	155	94	75	38	25	28	28	22	58	65	23	18	7	15	13	11	11	18	12	2	3											628	56
1051-1100	4	2	4	24	75	99	62	54	49	37	27	15	18	12	9	9	25	27	11	4	7	8	7	9	2	3	18	2	1											472	61
1001-1050	6	1	4	11	29	78	73	51	36	21	13	15	11	13	5	2	21	19	15	4	8	5	7	8	7	3	2	3	1											1056	73
951-1000	3	8	155	255	193	122	77	53	28	28	12	9	14	11	6	8	23	14	4	3	4	4	4	18	3	5	5	2	1											89	74
901- 950	3	1	4	6	4	8	14	13	6		6	2		2	1		5	7	2		2		2	1		2	2												287	77
851- 900		7	95	92	35	18	18	7	9	5	4	3	3	3	4	2	5		3	1		4	2	3	1			1	1											688	85
801- 850	5	268	188	94	49	35	18	13	5	1	2	5	1		1		1	3	5	5	1	1	1		2															789	93
751- 800	334	214	58	33	13	10	3	9	7	3	3	2			1	3																								268	96
701- 750	117	67	28	17	9	9	6	2	2	3	1		3			1	1	2																						29	97
651- 700	9	9	6						1	1		1			1	1																								288	99
601- 650	155	18	7	5	5	4	4	2		2	1	2						1																						47	99
551- 600	15	12	8	7	1	3			1																															2	99
501- 550	1			1																											1									1	100
0- 500	5	0	1		1																																				
SUM	666	684	557	528	443	498	466	517	444	338	388	247	289	178	164	166	689	685	227	64	129	156	162	137	118	89	148	41	19	8777												
PER CENT	7	14	20	26	31	37	42	48	53	57	61	64	67	69	70	72	78	85		88	90	92	93	95	96	97		99	100												
MEAN	734	798	866	917	964	1010	1045	1091	1118	1142	1189	1194	1195	1192	1221	1235	1244	1271	1259	1254	1278	1314	1311	1271	1309	1294	1291	1238	1146	1074												
0.90	794	843	986	999	1089	1133	1164	1223	1257	1292	1339	1349	1376	1375	1416	1434	1418	1456	1444	1565	1582	1598	1628	1566	1578	1585	1558	1399	1281	1363												
0.75	779	825	959	984	1038	1098	1126	1145	1197	1223	1286	1295	1299	1381	1344	1358	1359	1372	1371	1378	1396	1422	1413	1419	1417	1387	1408	1339	1252	1228												
0.50	754	796	847	958	977	1023	1062	1113	1125	1148	1188	1189	1198	1188	1211	1238	1243	1271	1255	1208	1273	1296	1267	1256	1288	1271	1279	1245	1175	1093												
0.25	646	768	818	835	896	964	981	1029	1066	1088	1117	1118	1184	1184	1123	1132	1142	1157	1142	1115	1163	1162	1168	1185	1164	1146	1155	1152	1087	892												
0.10	614	717	761	783	815	832	879	955	973	997	1034	1082	999	1083	1024	1015	1037	1067	1039	1017	1036	1066	1044	988	1050	1031	1065	1018	897	772												
	0	1	2	3	4	5	6	7	8	9	10	11	12	13	14	15	16	17	18	19	20	21	22	23	24	25	26	27	28	29	30	31	32	33	34	35	36	40	45	99		

YEARS SINCE FIRST DEGREE

LABS — NON-SUPERVISORY

ALL SERVICES- 2645 ARMY- 936 NAVY- 1329 AIR FORCE- 388

MASTERS- 2645

SALARY	0	1	2	3	4	5	6	7	8	9	10	11	12	13	14	15	16	17	18	19	20	21	22	23	24	25	26	27	28	29	30	31	32	33	34	35	36	40	45	99	
2551-																																								
2501-2550																																									
2451-2500																																									
2401-2450																																									
2351-2400																																									
2301-2350																																									
2251-2300																																									
2201-2250																																1								1	
2151-2200																																									
2101-2150																																									
2051-2100																																									
2001-2050																													2			1	1							4	
1951-2000																									1		1	1					1							4	
1901-1950																		1							2				1			1				1	1		7	
1851-1900																				1	1						1			1									4	
1801-1850														1																	1								2	
1750-1800																				1			1	1	1	1			1	1	3	1	1	1	1				12	1
1701-1750																		2			1				2	2	1	3			1	1							13	1
1651-1700																			2	2			2				1		2	2								11	2
1601-1650																1	1	1	4	3			4	2	3	1	3	1	5	1								29	3
1551-1600											2		2	3	1	1	6	13	4	4	1	5	1	3	3	4	3	1											57	5
1501-1550										1	1		1	2	1	4	1	3	2		3	1	1	6			1	1											29	6
1451-1500									1		2	1	1	1	1		7	9	3		3		2	2	2	1	4	1											41	8
1401-1450									1	3	4	1	1	1	3	3	10	20	6	2	3	2	11	8	7	1	2	2											91	11
1351-1400							1		1	4	3	9	14	5	16	10	24	35	15	6	9	15	4	4	1	5	6	1											188	18
1301-1350			1			1	1	1	2	7	11	11	5	10	11	5	15	12	3	3	5	2	2	10	3	2	4	3										138	22
1251-1300						1	2	6	12	12	19	8	9	7	4	5	16	13	10	3	5	6	10	1	4	2	6	2											163	29
1201-1250	1				1	7	12	19	19	25	15	10	5	6	8	7	14	27	16	2	6	4	8	2	1	1	3	3											224	38
1151-1200						3	12	3	10	10	11	9	10	5	10	5	16	16	7	2	2	11	12	5	5		3	1	1											167	44
1101-1150					16	23	41	59	57	42	27	14	17	5	9	5	12	19	10	2	3	8	1	2	2	3	4	2											383	58
1051-1100				4	20	14	23	19	9	13	6	9	6	5	3	4	5	4	4		1	1	3	4	1	2	2	1											163	65
1001-1050			1	2	17	19	23	26	17	12	10	3	5	8	2	6	5	8	5		7	3	2	3	2		2	2											185	72
951-1000			12	60	71	44	32	19	9	8	2	4	4	4	6	2	7	9	6	4	2	1	5	4			3	1											319	84
901- 950			1	5	5	4	1	3	1		2	1		1			2	2	1	1	2	1				3		1											37	85
851- 900		1	5	20	14	12	9	6	4	4	3	3	2	2	1	1		1			1		1	1		1	2											94	89
801- 850	2	32	40	38	26	10	9	3	4	5			1	1	1			1	2	1			1				1											178	95
751- 800		8	13	6	3	3	8	3	1	1	3	1			1					2	1				1			4										59	98
701- 750		4	6	6	3	2	1	3	1			1		1			1	2	1		2																		34	99
651- 700		1						1																															3	99
601- 650				1	1		1																																3	99
551- 600		2	2	3	2				1																														10	100
501- 550																																								
0- 500																																								
SUM	3	48	81	146	179	143	177	171	158	147	121	95	83	69	78	59	144	202	103	33	61	66	71	63	41	31	59	26	5	2645										
PER CENT		1	4	10	17	22	29	35	41	47	51	54	57	60	63	65	71	78	82	84	86	88	91	93	95	96	98	99	100											
MEAN	958	795	838	892	960	1088	1045	1072	1113	1142	1184	1198	1204	1202	1228	1248	1272	1289	1272	1249	1324	1309	1313	1351	1392	1363	1368	1326	855	1147										
0.90		844	974	992	1097	1145	1197	1223	1258	1302	1349	1363	1388	1405	1394	1501	1468	1553	1571	1571	1648	1594	1631	1685	1731	1697	1785	1720		1422										
0.75	1212	832	849	974	1027	1097	1131	1178	1192	1238	1288	1303	1332	1323	1357	1371	1381	1406	1398	1389	1479	1391	1428	1518	1579	1578	1570	1473	796	1208										
0.50	837	814	824	895	975	996	1059	1102	1124	1136	1184	1186	1182	1215	1237	1246	1281	1296	1248	1291	1335	1283	1272	1347	1483	1365	1343	1300	781	1131										
0.25	818	781	797	825	884	955	973	1009	1048	1079	1107	1093	1108	1052	1138	1117	1162	1164	1133	1186	1181	1161	1173	1167	1152	1129	1162	1137	769	988										
0.10		722	750	780	817	846	842	918	966	979	1010	991	1013	973	998	1024	1044	1032	1003	919	952	1103	1082	1021	1102	935	998	1015		843										
	0	1	2	3	4	5	6	7	8	9	10	11	12	13	14	15	16 17	18 19	20 21	22 23	24 25	26 27	28 29	30 31	32 33	34 35	36 40	41 45	46 99											

YEARS SINCE FIRST DEGREE

LABS — NON-SUPERVISORY

ALL SERVICES- 966 ARMY- 368 NAVY- 429 AIR FORCE- 177

DOCTORATE- 966

SALARY	0	1	2	3	4	5	6	7	8	9	10	11	12	13	14	15	16	17	18	19	20	21	22	23	24	25	26	27	28	29	30	31	32	33	34	35	36	40	41	45	46	99	
2551-																																										
2501-2550																		1				1		1					1	4	1		9										
2451-2500																																											
2401-2450																																											
2351-2400																																											
2301-2350																									2																		
2251-2300																														2	1												
2201-2250																									1						1												
2151-2200																								1						1													
2101-2150																							1							1													
2051-2100														1																													
2001-2050																														1	2												
1951-2000																														1	1												
1901-1950																		1													1												
1851-1900																			3	2				1						3	2												
1801-1850															1	1		1	1					1	1					1	1												
1750-1800						1												1	1	1										2													
1701-1750																		1		1	2	2								1		1	1										
1651-1700															1			1	2	1	1	3	1	2	1	1	2	1															
1601-1650											1	1		1	1		3	7	5			3	4	3	1	1		3	2	1		1											
1551-1600										1				1	2	5	7	9	10	2	3	3				1	2	4	3	1													
1501-1550					1							1		4	3		3	1	1				1		1	1	2	2	2	1													
1451-1500									2	3	1		3	4	2		2	4	4				1	1	1		3	2		1													
1401-1450	1								1	1	1	2	4	3	2	3	7	7	3	3	6	2		5	2	1	4	2		6	0	31										
1351-1400									1	2	1		2	4	3	4	19	6	18	5	2	3	1	1	2	2	2	3	1	7	4	39										
1301-1350									2	1	9	7	13	5	6	1	13	9	3	2	2	1	2	1		1	3		1	8	2	47										
1251-1300				1		4	1	3	4	9	8	4	6	5	6	4	2	5	7		4		3	1			3	1	2	8	3	56										
1201-1250					2	2	3	12	4	14	12	8	7	5	5	6	9	11	3	1	1			1			2	2		1	8	67										
1151-1200					3	2	4	9	9	4	4	2	6	4	2	2	3	4	1		2	1	1	1			1			5	74											
1101-1150					2	5	5	10	9	6	7	7	2		4	3	8		3	1			1				1			3	2	82										
1051-1100		1			1	5	13	8	5	7	3	6	1		1	2	2	2	2	1	1								1	1	8	88										
1001-1050					9	12	10	14	8	5	5	3	4	3			1	1	1	1			1			2			1	9	7	97										
951-1000				1	2	1	1	1	3				1	1				1		1								1		4	99											
901- 950						1										1													1		2	99										
851- 900								1																								4	99									
801- 850				1			1			2																																
751- 800																														1			1	00								
701- 750																																										
651- 700																																										
601- 650																																										
551- 600																																										
501- 550																																										
0- 500																																										
SUM	1	1		3	28	33	46	58	48	54	52	41	49	48	39	32	81	75	61	23	28	26	19	21	9	24	49	19	14	966												
PER CENT					2	6	10	16	21	27	32	36	42	46	50	53	61	69	75	78	81	83	85	88	89	91	96	98	100														
MEAN	1425	1875		1025	1180	1176	1231	1581	1981	1223	1217	1266	1332	1344	1314	1378	1425	1441	1451	1473	1689	1538	1551	1525	1641	1637	1614	1496	1336													
0.90					1225	1271	1192	1238	1330	1365	1343	1349	1426	1525	1577	1578	1592	1675	1497	1835	1818	1898	1955	1845	1785	2265	2227	2285	1888	1657													
0.75				1262	1166	1168	1115	1282	1225	1263	1300	1305	1337	1458	1456	1416	1441	1679	1588	1662	1688	1725	1812	1737	1637	1950	1879	1662	1725	1456													
0.50	1425	1875		975	1044	1075	1061	1125	1144	1210	1229	1215	1279	1320	1312	1279	1361	1587	1488	1395	1416	1612	1475	1475	1525	1525	1581	1558	1588	1287													
0.25				837	1016	1026	1026	1044	1068	1096	1135	1138	1185	1228	1227	1283	1145	1248	1207	1318	1287	1437	1279	1482	1486	1375	1356	1395	1287	1146													
0.10					1	2	3	4	5	6	7	8	9	10	11	12	13	14	15	16	17	18	19	20	21	22	23	24	25	26	27	28	29	30	31	32	33	34	35	36	40	41	45	46	99

YEARS SINCE FIRST DEGREE

LABS — NON-SUPERVISORY

ALL SERVICES- 27 ARMY- 19 NAVY- 6 AIR FORCE- 2

MD/DDS/DVM- 27

SALARY	0	1	2	3	4	5	6	7	8	9	10	11	12	13	14	15	16 17	18 19	20 21	22 23	24 25	26 27	28 29	30 31	32 33	34 35	36 40	41 45	46 99	
2551-																														
2501-2550																														
2451-2500																														
2401-2450																														
2351-2400																														
2301-2350																														
2251-2300																														
2201-2250																														
2151-2200																														
2101-2150																														
2051-2100																														
2001-2050																														
1951-2000																														
1901-1950																1													1	3
1851-1900																									1				1	7
1801-1850																														
1750-1800																			1		1								2	14
1701-1750																														
1651-1700																														
1601-1650												1																	1	18
1551-1600																		2											2	25
1501-1550																		1											1	29
1451-1500																														
1401-1450																		1									1		2	37
1351-1400																														
1301-1350																	1		1		1								3	48
1251-1300												1					1												2	55
1201-1250								1	1				1																3	66
1151-1200																														
1101-1150													1								1								2	74
1051-1100						1																							1	77
1001-1050							1						1	1															3	89
951-1000																														
901- 950																														
851- 900																														
801- 850											1																		1	92
751- 800														1															1	96
701- 750																														
651- 700												1																	1	100
601- 650																														
551- 600																														
501- 550																														
0- 500																														
SUM						1	1	1	1		1	3	3	2		1	2	4	2					1		1		27	
PER CENT						3	7	11	14		18	29	40	48		51	59	74	81					96		100			
MEAN						1075	1025	1225	1225		825	1191	1125	900		1925	1300	1500	1550		1400			1675		1375		1304	
0.90																													1782	
0.75												1612	1212					1575			1762								1556	
0.50						1875	1825	1225	1225		825	1275	1125	900		1925	1300	1500	1550		1325			1675		1375			1287	
0.25												687	1037					1400			1137								1087	
0.10																													835	

YEARS SINCE FIRST DEGREE

LABS — NON-SUPERVISORY

ALL SERVICES-12415 — ARMY- 5146 — NAVY- 5599 — AIR FORCE- 1670

SALARY	TOT DEGREE-12415	MD/DOS/DVM- 27	DOCTORATE- 966	MASTERS- 2845	BACHELORS- 8777

SALARY	0	1	2	3	4	5	6	7	8	9	10	11	12	13	14	15	16	17	18	19	20	21	22	23	24	25	26	27	28	29	30	31	32	33	34	35	36	40	45	99		
2551-																																										
2501-2550																																											
2451-2500																			1				1		1			1	4	1		9											
2401-2450																																											
2351-2400																																											
2301-2350																												2				2											
2251-2300																								1	1				3	1		6											
2201-2250																			1									1	1			3											
2151-2200																						1						1	1			3											
2101-2150														1												1						2										
2051-2100																			1			2			4	3	1	2	4			15										
2001-2050																			1			3		1	4	1	3		2	1		17										
1951-2000																1	1	2	1	2	2			1	1	2	2	2	1	1		19										
1901-1950																		5	3	1	1	6	3	1	1	2	4			1		20										
1851-1900														1	1	1	1	2		1	1	1	2	3		2				1		18										
1801-1850						1											1	3	2	1	2	3	2	5	1	2	4	1			1	20	1									
1750-1800											1				1	1	6	3	3	2		4	5	2	6		5	1	1			41	1									
1701-1750														1	1	1	1	10	5	1	5	5	3	6	1	4	5	1				58	1									
1651-1700										2		1	1	3	7	23	14	3	11	11	11	5	6	4	11	4	1					118	2									
1601-1650																																										
1551-1600	1						1	1			4	1	7	9	8	9	27	37	18	8	8	16	4	7	9	9	12	4	1			197	4									
1501-1550					1				1	1	2	1	2	7	7	7	8	15	8		5	7	9	10	2	6	7	4	1			111	5									
1451-1500								1	3	5	4	4	7	7	7	5	15	25	11	3	4	8	7	12	11	8	14	3	1			165	6									
1401-1450	2		1		1		1	2	4	7	8	6	7	6	10	11	41	57	24	8	26	13	20	25	16	3	15	4				318	9									
1351-1400							3	1	4	11	25	25	37	27	41	48	132	158	62	18	27	38	22	17	13	16	24	9	1			743	15									
1301-1350		1	1	1		3	2	5	19	27	78	53	38	33	26	17	88	82	18	9	16	17	12	18	16	14	20	9	1			688	28									
1251-1300			1	2	2	10	9	27	45	55	96	41	39	26	29	38	69	91	58	6	27	22	33	14	13	10	26	8	7			788	26									
1201-1250	2	1			4	15	33	78	84	79	58	46	35	31	31	34	88	111	48	9	22	19	29	14	13	12	15	9	3			915	33									
1151-1200	2		3	4	5	13	42	58	55	62	74	51	52	48	34	25	82	75	37	10	10	24	27	10	17	9	21	6	4			858	48									
1101-1150	4	5	2	9	41	111	178	271	221	142	109	59	45	33	41	30	68	84	36	13	11	23	15	13	13	13	17	4	4			1615	53									
1051-1100	4	3	4	28	96	119	98	81	63	57	36	30	25	17	13	15	36	33	17	5	9	9	10	13	3	5	12	3	1			845	60									
1001-1050	6	1	5	13	55	109	115	91	61	38	28	21	21	25	7	8	27	28	21	5	10	8	10	11	9	5	4	5	2			749	66									
951-1000	3	8	167	316	266	167	110	73	40	28	14	13	19	16	12	10	30	24	10	8	6	5	9	14	3	5	9	3	1			1389	77									
901- 950	3	1	5	11	9	13	15	16	7		8	3		3	1	2	2	9	3	1	4	1	2	1		5	2	1			128	78									
851- 900		8	100	72	49	30	27	14	13	9	7	6	5	5	5	3	5	1	3	1	1	4	3	4	1	1	3	1	2			383	81									
801- 850	7	292	228	133	75	45	28	16	9	8	3	5	2	1	2		1	4	3	2	1		3				2	1				871	88									
751- 800	334	222	71	39	16	13	16	12	8	4	6	3		1	2	3	5	5	1	2	1				1					4		769	95									
701- 750	117	71	26	23	12	11	7	5	3	3	1	1	3	1		1	2	4	1		2						1					295	97									
651- 700	9	10	6	1				1	1	1		2			1	1																33	97									
601- 650	155	10	7	6	6	4	5	2		2	1	2		1				1						1								203	99									
551- 600	15	14	10	10	3	3			2																							57	99									
501- 550	1			1																												2	99									
0- 500	5	6	1		1																			1								14	100									
SUM	670	653	638	669	642	667	698	747	643	539	554	376	344	289	281	258	736	686	393	120	221	248	252	221	161	144	249	86	38			12415										
PER CENT	5	10	15	21	26	31	37	43	48	52	57	60	63	65	67	69	75	82	85	86	88	90	92	94	95	96	99	99	100													
MEAN	737	798	863	912	967	1015	1047	1089	1128	1147	1191	1186	1206	1212	1240	1250	1263	1289	1298	1298	1317	1343	1328	1328	1345	1367	1378	1348	1236	1111												
0.90	795	843	985	998	1094	1138	1176	1225	1263	1297	1341	1354	1384	1408	1439	1472	1443	1544	1574	1688	1613	1641	1663	1657	1648	1765	1741	1642	1710	1393												
0.75	788	826	957	982	1048	1094	1127	1145	1199	1231	1286	1298	1315	1325	1358	1368	1371	1387	1394	1406	1424	1468	1435	1457	1462	1516	1512	1475	1325	1261												
0.50	754	798	843	956	978	1021	1061	1111	1125	1142	1193	1192	1208	1202	1236	1245	1265	1285	1274	1283	1301	1326	1277	1318	1333	1325	1331	1311	1216	1114												
0.25	647	761	888	832	898	964	983	1026	863	1006	1115	1116	1112	1103	1133	1135	1154	1169	1154	1123	1102	1175	1170	1139	1109	1161	1179	1179	875	962												
0.10	614	717	759	788	817	839	874	955	976	998	1027	1006	1012	1001	1036	1036	1052	1049	1043	987	1035	1087	1041	1005	1085	1034	1066	1026	797	791												
	0	1	2	3	4	5	6	7	8	9	10	11	12	13	14	15	16	17	18	19	20	21	22	23	24	25	26	27	28	29	30	31	32	33	34	35	36	40	45	99		

YEARS SINCE FIRST DEGREE

LABS

ALL SERVICES- 4711 ARMY- 2287 NAVY- 1867 AIR FORCE- 557

SURERVISORY

BACHELORS- 4711

SALARY	0	1	2	3	4	5	6	7	8	9	10	11	12	13	14	15	16	17	18	19	20	21	22	23	24	25	26	27	28	29	30	31	32	33	34	35	36	40	41	45	46	99	
2551-																																										
2501-2550														1								3		3	5	5	2	2	1	3			25										
2451-2500																																											
2401-2450																																										
2351-2400																									1																		
2301-2350																									1	1					3												
2251-2300																					1	1	2	2			2	2															
2201-2250																			1	1		1		2	2	2	1	1															
2151-2200																						1			1			1															
2101-2150																				1		2	1	1	6	4	1	1		1	2											
2051-2100														1						1		4		2	5	9	5	3	2	5												
2001-2050									1					1	1	1				5		4		10	14	15	9	6	6	4	1											
1951-2000																1	2	2	14	2	1	10	15	21	7	5	3	4														
1901-1950														2		1	2	14	14	7	3	6	19	6	5	3	3	2	1													
1851-1900														2		2	3	15	18	15	5	8	7	7	3	4	2	5													
1801-1850											1	1	2	2	1	3		4	9	12	4	10	5	9	3	6	3	7	2													
1751-1800									1		1	2	2	1	2	1	1	7	9	7	2	11	11	13	4	9	3	12	2	1												
1701-1750													1	2	2	2	8	19	21	1	6	15	16	6	3	7	1														
1651-1700																																										
1601-1650		1				1			2	1	2	2	4	4	4	3	43	56	27	9	21	33	25	11	9	9	12														
1551-1600	2		2	1			1	1	2	3	7	10	13	12	10	13	64	79	25	5	20	23	24	7	9	8	10	2													
1501-1550							1	1		4	9	5	11	8	5	11	27	36	15	4	6	20	13	6	5	13	5	3														
1451-1500		1					1	1	3	7	10	6	9	12	6	6	21	27	16	2	5	21	15	7	9	9	9	4													
1401-1450	1		1		1		1	5	5	7	23	12	7	9	19	9	49	81	24	6	12	16	16	16	13	10	5														
1351-1400						1		3	4	6	15	13	21	25	30	29	109	108	38	13	12	18	20	16	9	5	10	7														
1301-1350						2	2	6	10	22	40	43	30	27	12	12	44	40	14	5	9	10	10	6	7	2	4	4														
1251-1300		3	2		3	2	2	17	30	34	44	26	21	9	10	10	29	32	12	2	5	7	3	3	3	6	11	2	2													
1201-1250	1	1	1	2	1	9	10	30	42	30	33	20	14	13	7	7	20	32	9	3	7	10	5	4	4	5	3	2													
1151-1200			1		2	6	11	14	10	17	23	10	10	7	11	11	22	14	4	4	4	6	7	4	3	1	4	2													
1101-1150	1	2		2	13	40	45	57	50	20	23	17	8	6	5	7	10	12	7		4	1	5			3														
1051-1100	1			5	24	23	29	21	17	1	1	1	2			2	6	3	1	1		3	2	2	2	2														
1001-1050		1				5	7	5	6	4	5		1	4	2	4	7	4	1			2	2			1														
951-1000			12	30	22	16	8	4	2	2	3	2	2		3	3	2	1	1	1	1	1			1	1	2														
901- 950			1	4		4	1	1			2						1		1																					
851- 900			1		1	1		1	4									2	1					1																
801- 850		4	8	6	1	4						2				1		1																						
751- 800		1	2	1		1		1			1		1						1																					
701- 750		3		1	3	1											1				1																		
651- 700																																										
601- 650	1	1																																								
551- 600		2	1																																						
501- 550																																										
0- 500																																										
SUM	7	28	32	52	71	116	127	176	214	165	243	188	171	148	143	144	512	618	276	73	178	277	258	129	110	188	133	34	3	4711												
PER CENT		1	2	3	6	9	12	17	28	25	29	33	36	39	42	53	66	72	73	77	83	88	91	94	96		99	100														
MEAN	1232	972	992	981	1049	1087	1132	1174	1213	1258	1291	1306	1372	1378	1383	1371	1437	1475	1536	1517	1610	1622	1635	1681	1595	1563	1615	1497	1425	1414												
0.90		1388	1295	1098	1149	1218	1236	1298	1343	1438	1478	1528	1595	1675	1688	1594	1649	1755	1838	1837	1961	1972	1998	1983	1968	1960	2027	1888		1794												
0.75	1556	1258	995	995	1108	1148	1173	1236	1278	1319	1374	1373	1404	1478	1452	1504	1573	1595	1673	1648	1797	1841	1854	1829	1778	1692	1783	1587	1712	1579												
0.50	1225	837	962	973	1067	1103	1126	1148	1211	1251	1284	1314	1330	1358	1372	1365	1399	1439	1520	1487	1607	1688	1612	1553	1566	1534	1582	1498	1287	1379												
0.25	1087	733	831	951	978	1028	1077	1109	1124	1169	1204	1212	1249	1277	1271	1253	1327	1355	1372	1358	1486	1435	1429	1391	1401	1405	1378	1331	1268	1220												
0.10		688	881	826	954	951	1026	1063	1077	1117	1126	1138	1168	1178	1169	1131	1284	1237	1256	1221	1258	1283	1304	1298	1288	1228	1269	1235		1189												
	0	1	2	3	4	5	6	7	8	9	10	11	12	13	14	15	16 17	18 19	20 21	22 23	24 25	26 27	28 29	30 31	32 33	34 35	36 40	41 45	46 99														

YEARS SINCE FIRST DEGREE

LABS — SUPERVISORY

ALL SERVICES- 1621 ARMY- 733 NAVY- 654 AIR FORCE- 234

MASTERS- 1621

SALARY	0	1	2	3	4	5	6	7	8	9	10	11	12	13	14	15	16	17	19	21	23	25	27	29	31	33	35	40	45	99	
2551-																															
2501-2550										1									4	1	1	1	2	2	1	6		1			18	1
2451-2500																															
2401-2450																															
2351-2400																										1				1	1
2301-2350																					1		2		1			2		4	1
2251-2300																		1					2	1	2		1			7	1
2201-2250															1			2	1			1		1	1	3			1	11	2
2151-2200																															
2101-2150																		1			1	2	2	1		3	2			12	3
2051-2100																		1		2	2	1	2	8	3	4	7	1		31	5
2001-2050																		9	3	1	3	4	7	1	2	1	2			33	7
1951-2000																	2	18	18	4	3	3	4	5	2	4	1			48	10
1901-1950															1		2	18	18	2	4	4	7	2	3		1			46	13
1851-1900													1	2	1		4	15	9	3	4	4	3	2	1	2	1	3		55	16
1801-1850													1				2	4	2		1	4	2	3	5	4	1			29	18
1751-1800						1					1					1	3	4	3	1	1	2	4	6				1		27	19
1701-1750																1	4	11	8	1	5	5	4	5	2	7	3	1		57	23
1651-1700										1		2	1	1	2	1	12	28	21	7	16	4	8	5	3	4	5			121	38
1601-1650		1								1	5	1	4	4	9	8	22	34	12	2	11	7	7	8	6	4	4	1		153	68
1551-1600										1	1	2	7	3	4	1	9	9	6	1	4	8	2	4	6					68	44
1501-1550								1	1	2	2	5	5	5	7	2	8	15	12	5	1	4	4	5	1	3	2			98	58
1451-1500								1	3	18	5	3	3	5	2	2	23	13	12	8	4	4	5	5		4	4	4		128	57
1401-1450									1	1	4	3	11	7	7	18	14	37	14	1	4	9	18	4	4	7	3	2		153	66
1351-1400							1	1	3	8	13	9	6	6	5	6	15	11	4	1	4	2	3	1	2		1	1		103	73
1301-1350							1	1	9	13	12	5	7	1	1	2	8	7	4	2	3	4	1		1	1	2			86	78
1251-1300				1			1																								
1201-1250					1	4	6	10	12	9	7	7	3	1			4	9	2		1	2	3	1	2	2				94	84
1151-1200						1	6	3	5	7	5	4		1		2	4	4	2	2	2		1	2		1		1		53	47
1101-1150					2	7	7	9	5	1	5	4	5		3	3	4	8	4			1			1		2			71	92
1051-1100	1				4	6	7	8	5	4				1			2	1	2			1		1					43	96
1001-1050						4	5	3	1	5	1	2	1	1	1	1		2	2		1	1				3	1			35	96
951-1000	1			6	8	2	4		3	2	1		1	1			1	1				1	1							33	98
901- 950																														6	99
851- 900				2	1									1		1		1												5	99
801- 850			2		1			1			1																			3	99
751- 800				1	1							1																		3	100
701- 750				1	2																										
651- 700																															
601- 650																															
551- 600																															
501- 550																															
0- 500																															
SUM	2	1	2	11	28	25	37	46	48	66	63	48	54	48	45	41	143	252	144	45	77	83	84	74	54	55	45	16		1621	
PER CENT					2	3	6	8	11	15	19	22	26	28	31	33	42	58	67	69	74	79	84	89	92	96	99	100			
MEAN	1825	1575	825	943	975	1127	1119	1167	1218	1403	1383	1393	1362	1395	1473	1388	1463	1556	1578	1633	1623	1634	1663	1695	1762	1622	1698	1688		1488	
0.90				999	1125	1231	1235	1246	1368	1447	1535	1585	1547	1587	1637	1593	1683	1984	1983	1975	1955	2035	1997	2041	2455	2831	2862	2820		1985	
0.75				985	1075	1148	1189	1229	1277	1375	1378	1416	1405	1508	1578	1554	1584	1681	1758	1845	1787	1846	1885	1915	1987	2031	2885	1816		1639	
0.50	1825	1575	825	962	981	1103	1117	1183	1228	1269	1297	1385	1368	1488	1475	1377	1442	1561	1583	1603	1610	1507	1631	1668	1675	1631	1635	1450		1451	
0.25				868	900	1052	1051	1096	1138	1182	1219	1297	1275	1325	1358	1319	1342	1375	1488	1432	1462	1398	1428	1495	1528	1398	1428	1488		1284	
0.10				755	750	1006	996	853	1058	1046	1133	1172	1134	1188	1275	1135	1241	1245	1288	1325	1388	1278	1340	1388	1335	1237	1287	1330		1124	

YEARS SINCE FIRST DEGREE

LABS — SUPERVISORY

ALL SERVICES- 1885 ARMY- 443 NAVY- 352 AIR FORCE- 210

DOCTORATE- 1005

SALARY	0	1	2	3	4	5	6	7	8	9	10	11	12	13	14	15	16	17	19	21	23	25	27	29	31	33	35	40	45	99	
2551-																															
2501-2550																															
2451-2500																1		7	5	3	6	7	5	6	9	5	12	6		72	7
2401-2450																															
2351-2400																															
2301-2350																					1				1		1			3	7
2251-2300																			1		1	1	1	3		1	1	2		11	8
2201-2250																							3	5	1		1	1		11	9
2151-2200																			2	2	3	1			1	1	1	2	1	14	11
2101-2150																	1			1		2								4	11
2051-2100																1	3	1	2	3		1	4		3	4	1			23	13
2001-2050																2			1	1	1	2	2		4	2	3			18	15
1951-2000																		1		4	1	3	2	4	3	3	2	1		24	17
1901-1950																	1	8	2	5	7	5	4	5	3	7	3	1		51	22
1851-1900															1	1	11	5	4	8	6	4	5	2	3	1	1	1		53	28
1801-1850						1							1	3	2	2	8	9	6	3	5	4	1	4	2		2	2	1	55	33
1750-1800											1		3			4	6	12	2		1	3		2	2	3	3	1		43	38
1701-1750												1			1		4	4	1		4	2	2	2		3	3	5		32	41
1651-1700												1				1	1	1	3	2	2	2	1	4		3	1	1	2		25	43
1601-1650						1				1		2	1				3	6	8	13	4	4	3	5		4		2	4		61	49
1551-1600										2		2			3	4	7	6	17	13	9	10	7	5	5	2	3	1	4	1	2	103	60
1501-1550												4	1		1	5	2	2	3	8	2	1				3	1	1	3		1	38	63
1451-1500									3	3	3	2	6	4	10	8	11	8	8	3			5	1	1						76	71
1401-1450						1	1	2	2	3	3	3	7	1	5	2	4	7	3	2	1	1			1			4	3		56	76
1351-1400								1			1		1	3	4	2	5	7	13	3	1	2	2							1	46	81
1301-1350										2	2	4	2	2	2	1	2	12	2	1	2	2			1			2			39	85
1251-1300								2	1	5	6	2	5	1	2	3	2	6	2												37	89
1201-1250							1	2	5	4	7	3	1	2	2	2	4	7	3		2		1	1	1		1				44	93
1151-1200									3	1	2	3	3		2				3												19	95
1101-1150					1	1			2	3	1	3		1	2	2	3												1		20	97
1051-1100									3	1		1	1				1	1			1			1				1			11	98
1001-1050					1		3		1		3		1	2		2	1				1								1		10	100
951-1000																															
901- 950																															
851- 900																															
801- 850																															
751- 800																															
701- 750																															
651- 700																															
601- 650																															
551- 600																															
501- 550																															
0- 500																															
SUM					2	3	6	7	23	22	37	25	34	29	42	41	82	123	94	46	60	55	46	48	39	32	59	40	10	1005	
PER CENT						1		1	4	6	9	12	15	18	22	26	35	47	56	61	67	72	77	82	85	89	95	98	100		
MEAN					1075	1391	1258	1317	1281	1284	1345	1331	1401	1452	1450	1501	1552	1642	1643	1714	1858	1850	1847	1951	1568	1992	1913	1513	1685	1668	
0.90									1567	1463	1582	1625	1593	1801	1598	1786	1823	1898	1980	2160	2380	2460	2454	2460	2478	2468	2475	2456	2000	2187	
0.75						1612	1425	1406	1454	1408	1495	1445	1487	1559	1553	1612	1718	1896	1845	1893	1987	1962	2012	2220	2312	2083	2212	2175	1925	1888	
0.50					1075	1425	1258	1287	1225	1270	1295	1396	1421	1481	1460	1498	1564	1590	1600	1612	1856	1843	1862	1925	1515	1966	1917	1900	1600	1596	
0.25						1137	1025	1243	1143	1200	1223	1187	1275	1331	1356	1356	1431	1419	1394	1525	1625	1587	1615	1775	1662	1783	1596	1675	1525	1417	
0.10									1071	1120	1135	1125	1173	1145	1205	1202	1240	1313	1285	1376	1458	1455	1480	1513	1501	1783	1423	1450	1050	1239	

YEARS SINCE FIRST DEGREE

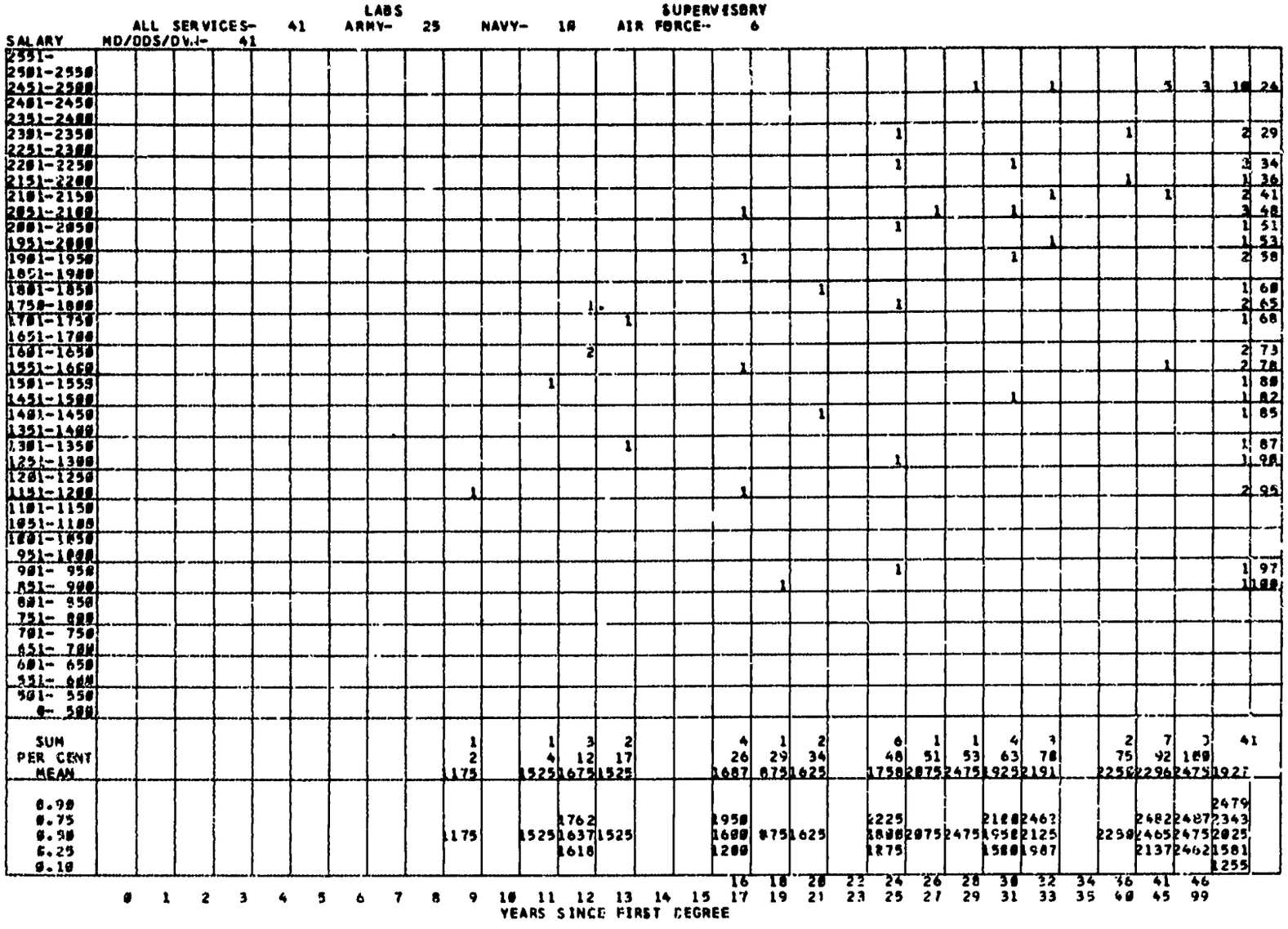

LABS SUPERVISORY

ALL SERVICES- 41 ARMY- 25 NAVY- 10 AIR FORCE- 6

MD/DDS/DVM- 41

SALARY	0	1	2	3	4	5	6	7	8	9	10	11	12	13	14	15	16 17	18 19	20 21	22 23	24 25	26 27	28 29	30 31	32 33	34 35	36 40	41 45	46 99		
2551-																															
2501-2550																															
2451-2500																							1		1			5	3	10	24
2401-2450																															
2351-2400																															
2301-2350																					1						1			2	29
2251-2300																															
2201-2250																					1			1						3	34
2151-2200																											1			1	36
2101-2150																									1			1		2	41
2051-2100																	1					1		1						3	48
2001-2050																					1									1	51
1951-2000																									1					1	53
1901-1950																	1							1						2	58
1851-1900																															
1801-1850																			1											1	60
1750-1800													1								1									2	65
1701-1750														1																1	68
1651-1700																															
1601-1650													2																	2	73
1551-1600																	1											1		2	78
1501-1550												1																		1	80
1451-1500																								1						1	82
1401-1450																			1											1	85
1351-1400																															
1301-1350														1																1	87
1251-1300																					1									1	90
1201-1250																															
1151-1200										1							1													2	95
1101-1150																															
1051-1100																															
1001-1050																															
951-1000																															
901- 950																					1									1	97
851- 900																		1												1	100
801- 850																															
751- 800																															
701- 750																															
651- 700																															
601- 650																															
551- 600																															
501- 550																															
0- 500																															
SUM										1		1	3	2			4	1	2		6	1	1	4	3		2	7	3	41	
PER CENT										2		4	12	17			26	29	34		48	51	53	63	70		75	92	100		
MEAN										1175		1525	1675	1525			1687	875	1625		1758	2075	2475	1925	2191		2250	2296	2475	1927	
0.90																														2479	
0.75													1762				1950				2225			2100	2462			2482	2487	2343	
0.50										1175		1525	1637	1525			1600	875	1625		1800	2075	2475	1950	2125		2250	2465	2475	2025	
0.25													1618				1200				1875			1500	1987			2137	2462	1581	
0.10																														1255	

YEARS SINCE FIRST DEGREE

LABS — SUPERVISORY

ALL SERVICES- 7378 | ARMY- 3488 | NAVY- 2883 | AIR FORCE- 1007

TOT DEGREE- 7378 | MD/DOS/DVM- 41 | DOCTORATE- 1005 | MASTERS- 1621 | BACHELORS- 4711

SALARY	0	1	2	3	4	5	6	7	8	9	10	11	12	13	14	15	16	17	18	19	20	21	22	23	24	25	26	27	28	29	30	31	32	33	34	35	36	40	45	99	
2551-																																								
2501-2550										1				1				1		9	9	4	10	14	13	9	18	6	14	11	3	125	1									
2451-2500																																										
2401-2450																							2	1			2		2			7	1								
2351-2400																					1	1	2	4	1	4		1	4	2		22	2								
2301-2350																				1		1	2	4	6	8	1	3	3	1		38	2								
2251-2300																				3	4	2	5	1	3	3	6	2	3	3	1	37	2								
2201-2250																	1			3	4	2	5	1	3	3	1		1			18	3								
2151-2200																				1	1	1		3	1		1		1	1		10	3								
2101-2150																		3	4	3	3	5	9	7	7	1	6	7	3			58	3								
2051-2100																		2	2	4	3	6	7	13	15	6	18	14	4			87	5								
2001-2050											1								14	8	1	17	19	25	12	13	18	9	3	1		136	6								
1951-2000									1			1	1			1	2	9	25	28	7	18	25	30	17	12	18	12	3	1		186	9								
1901-1950											2					3	2	17	35	22	9	18	29	17	12	8	6	4	2	1		187	12								
1851-1900												2	4	6	6	27	42	31	11	17	15	11	9	7	4	8	5	1			207	14								
1801-1850							1				2	1	6	1	3	4	12	25	16	4	13	12	11	8	13	18	11	3			155	16								
1750-1800																																									
1701-1750						1			1		2	3	2	3	1	1	14	17	11	3	16	15	19	12	9	6	15	8	1		160	19								
1651-1700												1	1	2	3	4	13	33	31	4	13	21	24	11	8	15	5	3			192	21								
1601-1650		1				2			3	2	4	5	7	5	6	7	61	92	61	20	41	40	30	16	16	13	19	4			463	27								
1551-1600	2	1	2	1			1	1	4	4	14	11	20	20	26	27	104	128	46	17	30	35	36	17	18	13	18	5	2		611	36								
1501-1550							1	1		5	14	9	19	16	11	14	39	53	23	6	10	28	15	13	13	14	8	3	1		315	40								
1451-1500		1					1	2	7	12	15	13	20	21	23	16	48	58	36	18	6	30	20	14	14	12	11	4			374	45								
1401-1450	1		1			2	2	8	11	20	31	18	17	15	26	13	76	101	48	16	17	21	21	22	13	14	14	7			527	52								
1351-1400					1			4	5	7	20	16	33	35	41	41	128	144	65	17	17	29	32	20	13	12	19	9	1		709	62								
1301-1350						2	3	7	21	32	55	56	38	38	19	19	61	63	28	7	15	14	13	8	9	2	7	5			512	69								
1251-1300		3	2	1	3	2	3	20	48	52	62	33	33	11	21	21	39	45	18	4	9	11	4	3	4	7	13	2	2		476	75								
1201-1250	1	1	1	2	2	13	25	58	59	43	47	38	18	16	9	9	34	43	14	3	18	12	9	6	7	7	4	2			485	82								
1151-1200			1		2	7	17	17	26	26	38	25	18	8	13	13	27	18	11	6	6	6	8	6	3	2	6	3			383	86								
1101-1150	1	2		2	16	48	52	66	57	32	29	24	13	7	10	12	17	20	11		4	2	5		1	3	2	1			437	92								
1051-1100	2			5	28	29	36	29	25	5	1	2	3	1		2	9	5	3	2		4	3	3	2	2	1				223	95								
1001-1050		1			1	9	15	8	8	9	9	2	3	7	3	1	8	6	3	1	1	1	3	2			4	1		1	112	96								
951-1000	1		12	36	38	18	12	4	5	4	4	2	3	1	3	1	3	2	1	1	1	2	1		1	1	2				153	98								
901- 950			1	4		4	1	1			2						1		1		1										16	98								
851- 900			1	2	2	1		1	4					1				1		4	1			1							19	99								
801- 850		4	10	6	2	4		1			1	2					1			1											32	99								
751- 800		1	2	2	1	1		1			1	1	1					1			1										17	99								
701- 750		3		2	5	1													1					1							13	99								
651- 700																															2	99								
601- 650	1	1																													3	100								
551- 600		2	1																																					
501- 550																																								
0- 500																																								
SUM	9	21	34	63	93	144	178	229	285	255	343	254	262	211	238	226	741	986	516	164	321	416	389	255	214	195	239	97	16	100	7378										
PER CENT				1	2	4	7	10	14	17	22	25	29	32	35	38	48	61	68	76	75	80	86	89	92	95	98	99	100												
MEAN	1186	1001	982	975	1834	1188	1134	1177	1218	1266	1299	1399	1377	1387	1413	1398	1456	1516	1567	1604	1664	1656	1668	1659	1712	1650	1708	1744	1784	1468											
0.90	1577	1495	1298	1097	1145	1229	1240	1300	1385	1446	1506	1525	1592	1587	1616	1631	1721	1844	1896	1947	1999	2010	2019	2089	2196	2042	2250	2455	2473	1889											
0.75	1437	1262	993	993	1102	1142	1183	1237	1288	1338	1398	1392	1491	1498	1528	1545	1584	1638	1704	1809	1863	1870	1902	1933	1927	1893	1956	2089	2080	1623											
0.50	1125	843	958	971	1059	1105	1120	1160	1214	1257	1288	1335	1351	1375	1395	1389	1427	1491	1568	1576	1629	1613	1632	1648	1643	1617	1640	1703	1750	1419											
0.25	1056	737	827	946	972	1038	1070	1109	1125	1174	1209	1209	1259	1301	1296	1270	1337	1363	1384	1400	1444	1450	1445	1448	1452	1431	1424	1416	1400	1255											
0.10	645	605	802	819	882	959	1013	1061	1073	1110	1128	1134	1158	1175	1176	1135	1211	1289	1265	1292	1295	1305	1322	1346	1318	1253	1288	1317	1265	1119											

0 1 2 3 4 5 6 7 8 9 10 11 12 13 14 15 16 17 18 19 20 21 22 23 24 25 26 27 28 29 30 31 32 33 34 35 36 40 45 99

YEARS SINCE FIRST DEGREE

NON-LABS

ALL SERVICES- 2664 ARMY- 554 NAVY- 1863 AIR FORCE- 1847

NON-SUPERVISORY

BACHELORS- 2664

SALARY	0	1	2	3	4	5	6	7	8	9	10	11	12	13	14	15	16	17	18	19	20	21	22	23	24	25	26	27	28	29	30	31	32	33	34	35	36	40	41	45	46	99		
2551-																																											
2501-2550																																												
2451-2500																																											
2401-2450																																											
2351-2400																																											
2301-2350																																											
2251-2300																																											
2201-2250																																											
2151-2200																																											
2101-2150																																											
2051-2100																																											
2001-2050																																											
1951-2000																																											
1901-1950																																											
1851-1900																																											
1801-1850																																											
1750-1800																																											
1701-1750																																											
1651-1700																																											
1601-1650																																											
1551-1600	2										1		1				1	1	3	6	2		1	3	2	2	1	1	1													25	1
1501-1550																	2	1	6		1	1	1	3	1	3	2	1														25	2
1451-1500													1				1	1	5			1		1		2	1		2													15	3
1401-1450	1							1				1	1				1	3	4	3	1	1	1	1	5	1	4	1	4													31	4
1351-1400			1						2	2	4	6	12	18	18	3	4	15	19	2		2	3	6	1	2	4	4													73	7
1301-1350			1		1				3	14	19	12	4	8	4	9	8	11	17	4	2	4	9	7	2	4	5	18													204	15
1251-1300				1			2	7	12	18	23	15	5	6	18	1	21	15	3	3		1	4	2	2	6	3	1	3													113	19
1201-1250				1		3	5	12	33	14	14	6	9	2	4	2	13	15	11	3	2	1	3	2	6	3	1	4													159	25
1151-1200		2				6	6	11	8	19	26	9	9	9	12	3	7	19	3	3	3	2	5	1		6	1	1	1													164	31
1101-1150	2	1	1	1	10	48	35	52	47	27	21	13	8	8	4	3	13	17	3	1	4	4	4	4	1	1	1													164	37
1051-1100	1	1	3	8	3	34	28	18	28	5	9	3	3	1	2	4	8	3	3	2	1		1	2		2	1	2	1													333	58
1001-1050		1		3	11	21	15	13	12	9	2	10	2	3	3	2	2	8	3	1	1	1	4	1	1	2	2	1	2	1												203	57
951-1000	1	3	44	78	67	45	16	5	7	6	7	3	1	1	2	1	10	7	1				4	1	1		1	2	2													139	62
901- 950			1	4	3	2	2	2				1						1							1				1													314	74
851- 900		4	16	18	7	4	3	2	3	1		1	1				1			2			1																			18	75
801- 850	4	74	56	41	19	11	2	4	1	1	1		1	1		1					2	1						2	1													67	77
751- 800	88	77	19	3	9	2	2	1	4	1	1		1				1	1										1													221	86
701- 750	27	18	12	3	2	3				1		2																													218	94
651- 700	6	2																																							68	96
601- 650	53	11	2																																						8	96
551- 600	5	7	1					1							1		1																									67	99
501- 550																																											15	99
0- 500			1																																								
SUM	190	201	158	161	172	179	116	129	152	118	128	83	62	59	58	45	148	179	68	28	23	49	44	29	28	28	37	7	1	2664														
PER CENT	7	14	28	26	33	39	44	49	54	59	63	67	69	71	73	75	81	87		98	91	93	95	96	97	98		99	100															
MEAN	736	786	865	926	977	1032	1067	1102	1138	1167	1195	1187	1229	1252	1243	1265	1203	1291	1298	1222	1288	1354	1365	1321	1375	1332	1335	1075	1075	1086														
0.90	795	844	988	998	1091	1140	1161	1229	1257	1315	1329	1348	1399	1389	1483	1443	1453	1451	1483	1580	1585	1677	1665	1684	1610	1718	1587			1382														
0.75	779	824	961	983	1056	1112	1127	1148	1218	1262	1282	1297	1366	1364	1357	1383	1389	1391	1385	1350	1406	1537	1478	1518	1487	1458	1434	1162		1251														
0.50	752	798	839	957	984	1052	1082	1117	1130	1171	1194	1197	1227	1287	1255	1325	1295	1315	1312	1216	1237	1358	1378	1295	1375	1378	1367	1062	1075	1186														
0.25	648	757	884	841	952	975	1013	1061	1077	1110	1128	1142	1148	1154	1168	1137	1164	1178	1208	1188	1134	1212	1166	1128	1233	1158	1265	1010		925														
0.10	613	788	749	812	816	873	958	979	1008	1018	1069	1006	1053	1095	1046	1037	1055	1065	1058	850	1065	998	1042	1045	1198	895	1017			775														
	0	1	2	3	4	5	6	7	8	9	10	11	12	13	14	15	16 17	18 19	20 21	22 23	24 25	26 27	28 29	30 31	32 33	34 35	36 40	41 45	46 99																

YEARS SINCE FIRST DEGREE

NON-LABS — NON-SUPERVISORY

ALL SERVICES- 436 ARMY- 77 NAVY- 199 AIR FORCE- 160

MASTERS- 436

SALARY	0	1	2	3	4	5	6	7	8	9	10	11	12	13	14	15	16	17	18	19	20	21	22	23	24	25	26	27	28	29	30	31	32	33	34	35	36	40	41	45	46	99		
2551-																																											
2501-2550																																												
2451-2500																																											
2401-2450																																											
2351-2400																																											
2301-2350																						1																				1		
2251-2300																																												
2201-2250																																												
2151-2200																																												
2101-2150																																												
2051-2100																																												
2001-2050																																												
1951-2000																											1				1											2		
1901-1950																						1																				1		
1851-1900																				1																	1				2	1	
1801-1850																				1		1															1				1	1	
1750-1800																				1		1												1							3	2	
1701-1750																							1						1											1	3	2	
1651-1700											1						1													1											3	3	
1601-1650																				1		1								1		1				1				5	4	
1551-1600															1	1				4		1										1				1				9	6	
1501-1550																		1		1		2			1							1		3		1		1		11	9	
1451-1500									1			3						1				1							1				1		1	1	1			18	11	
1401-1450										1			1	1				5		1		4			1	1											3			18	15	
1351-1400											2		1	2	5	4		7		3		3			1	3		1		3			2		1	1			39	24	
1301-1350									2		1	3	1		3	2		2		3			1								1	1			2	1			23	30	
1251-1300									5		2	3	2	2	1	2				3		3		1	2			1	2				2			1				32	37	
1201-1250								1		1		8	2	2	2	2		2		6		1						1				1				1	1			48	48	
1151-1200							2		4		2		1	2	3			1		2		1				1										1				24	53	
1101-1150					3		9	11		5	4				2	1		1		3		4										1				1				54	66	
1051-1100				1	3	3	6	2	1	2				2						1										2							1				24	71	
1001-1050					1		2	2		1			2	2				1		2		1						1	1							1				18	75	
951-1000			6	4	9	8	5	6		3	3	1						1				1						1		1						1				49	87	
901- 950				1	1		1													1																				4	88	
851- 900		1		3	2	1	1	1		1				1																					1				12	90	
801- 850		7	6	4	2		1		1																															21	95	
751- 800		4	1	2	1		1				1																													10	97	
701- 750			1	3	1															1																				6	99	
651- 700				1																																				1	99	
601- 650																																											
551- 600			1																																					1	99	
501- 550																																											
0- 500		1																																						1	100	
SUM		13	15	19	23	18	30	27	24	25	23	9	13	12	14	13	30	32	21	4	5	9	9	11	9	4	16	8			436												
PER CENT		2	6	10	16	20	27	33	38	44	49	51	54	57	60	63	70	77	82	83	84	86	88	91	93	94	98	100															
MEAN		786	858	853	966	1041	1068	1082	1205	1155	1216	1292	1240	1187	1325	1267	1306	1317	1458	1488	1345	1336	1325	1379	1519	1275	1425	1306			1189												
0.90		847	927	988	1111	1155	1212	1178	1315	1287	1461	1395	1435	1395	1396	1396	1450	1597	1795			1955	1705	1645	1955		1820				1487												
0.75		833	868	953	1054	1118	1138	1142	1270	1235	1337	1268	1293	1300	1375	1315	1405	1458	1543	1358	1437	1395	1487	1562	1545	1480	1550	1400			1347												
0.50		810	837	843	975	1000	1083	1111	1221	1175	1237	1212	1231	1200	1333	1312	1350	1283	1418	1300	1375	1358	1287	1375	1500	1375	1416	1250			1185												
0.25		778	806	768	893	971	985	997	1140	1081	1121	1170	1081	1058	1262	1162	1187	1200	1262	1275	1212	1212	1081	1237	1312	980	1300	1100			1011												
0.10		753	725	715	807	955	900	964	1104	975	971	995	1032	1005	1210	1015	1100	1102	1168			995	1045	1105	1272		1130				865												

	0	1	2	3	4	5	6	7	8	9	10	11	12	13	14	15	16	17	18	19	20	21	22	23	24	25	26	27	28	29	30	31	32	33	34	35	36	40	41	45	46	99
YEARS SINCE FIRST DEGREE																																										

NON-LABS

NON-SUPERVISORY

ALL SERVICES- 67 ARMY- 14 NAVY- 37 AIR FORCE- 16

DOCTORATE- 67

SALARY	0	1	2	3	4	5	6	7	8	9	10	11	12	13	14	15	16	17	18	19	20	21	22	23	24	25	26	27	28	29	30	31	32	33	34	35	36	40	41	45	46	99		
2551-																																											
2501-2550																																											
2451-2500																																										
2401-2450																																										
2351-2400																																										
2301-2350																																										
2251-2300																																										
2201-2250																																										
2151-2200																																										
2101-2150																																									1	1	1
2051-2100																																											
2001-2050																																										
195' 2000																																					1				1	2
1901-1950																							1														1		1		3	7
1851-1900																																										
1801-1850																												1	1										1	1	4	13
1750-1800																																					1				1	14
1701-1750																1																					1				2	17
1651-1700																																											
1601-1650												1										1																			2	20
1551-1600											1							1				1	1														2	1			7	31
1501-1550												2																													2	34
1451-1500																		1		2													1								4	40
1401-1450												1	1	1												1																4	46
1351-1400																	1						1																			2	49
1301-1350										1													1																			2	52
1251-1300																1			1			1	1					1						1							5	59
1201-1250												2							1	1		1		1													1				6	68
1151-1200							2		1		1	1				1		1	1						1																9	82
1101-1150					1		2							1		1												1														5	89
1051-1100																													1													1	91
1001-1050					1		1				1	1																													4	97
951-1000					1																																				1	98
901- 950																																											
851- 900																																										
801- 850													1																													1	100
751- 800																																										
701- 750																																										
651- 700																																										
601- 650																																										
551- 600																																										
501- 550																																										
0- 500																																										
SUM					3		5		1	1	3	8	2	2		5	3	5	6	3	2	3	1		2		7	3	2	57												
PER CENT					4		11		13	14	19	31	34	37		44	49	56	65	78	73	77	79		82		92	97	100													
MEAN					1041		1125		1175	1325	1258	1343	1125	1275		1335	1408	1325	1400	1575	1300	1391	1825		1375		1682	1775	1975	1397												
0.90																																									1828		
0.75					1112		1168				1562	1575				1387	1562	1468	1575	1912		1812					1912	1912		1588												
0.50					1025		1137		1175	1325	1175	1250	1125	1275		1275	1475	1275	1350	1575	1300	1275	1825		1375		1725	1825	1975	1337												
0.25					987		1106				1037	1200				1162	1187	1212	1275	1237		1087					1568	1587		1176												
0.10																																								1085					

YEARS SINCE FIRST DEGREE

NON-LABS — NON-SUPERVISORY

ALL SERVICES- 2 ARMY- 2 NAVY- 0 AIR FORCE- 0

MD/ODS/DVM- 2

SALARY	0	1	2	3	4	5	6	7	8	9	10	11	12	13	14	15	16 17	18 19	20 21	22 23	24 25	26 27	28 29	30 31	32 33	34 35	36 40	41 45	46 99	
2551-																														
2501-2550																														
2451-2500																														
2401-2450																														
2351-2400																														
2301-2350																														
2251-2300																														
2201-2250																														
2151-2200																														
2101-2150																														
2051-2100																														
2001-2050																														
1951-2000																														
1901-1950																														
1851-1900																														
1801-1850																														
1750-1800																														
1701-1750																														
1651-1700																														
1601-1650																											1		1	50
1551-1600																														
1501-1550																														
1451-1500																														
1401-1450																														
1351-1400																														
1301-1350																														
1251-1300																														
1201-1250																														
1151-1200																														
1101-1150																														
1051-1100																														
1001-1050																														
951-1000																														
901- 950																														
851- 900																														
801- 850																														
751- 800																														
701- 750																														
651- 700																														
601- 650	1																												1	100
551- 600																														
501- 550																														
0- 500																														
SUM	1																										1		2	
PER CENT	50																										100			
MEAN	625																										1625		1125	
0.90																														
0.75																														
0.50	625																										1625		1125	
0.25																														
0.10																														

YEARS SINCE FIRST DEGREE

NON-LABS — NON-SUPERVISORY

ALL SERVICES- 3169 — ARMY- 647 — NAVY- 1299 — AIR FORCE- 1223

TOT DEGREE- 3169 — MD/DDS/DVM- 2 — DOCTORATE- 67 — MASTERS- 436 — BACHELORS- 2664

SALARY	TOT	DEGREE																												
2551-																														
2501-2550																														
2451-2500																														
2401-2450																														
2351-2400																														
2301-2350																		1												
2251-2300																														
2201-2250																				1									1	
2151-2200																														
2101-2150																												1	1	
2051-2100																														
2001-2050																														
1951-2000																			1			1		2				4		
1901-1950																	1	1	1					1	1			5		
1851-1900																3				1			1	1				6		
1801-1850																			1	1				1	1	1		5		
1751-1800																1	1			2	1	1	1	1				8		
1701-1750														1	1		1	1		3	1		2	1	1	1		13	1	
1651-1700											1				2	1	1			2	2	1		1				11	1	
1601-1650									2			1	1	3	7	4		1	3	3	3	1	1	3				33	2	
1551-1600	2							2				3	2	7	4	3	2	1	3	1	4	2	1	3	1			41	4	
1501-1550									2	1			1	2	6	2	1	1	1		3	4		3	1			28	4	
1451-1500							1	3		1	1		1	5	6	4	1	1	1	6	1	6	2	5				45	6	
1401-1450	1					1		1	2	6	3	3	4	20	20	6		4	4	6	1	2	4	7				95	9	
1351-1400			1				2	2	6	6	13	20	15	15	41	48	21	2	5	12	8	5	4	7	11	1		245	17	
1301-1350			1		1		5	16	22	13	4	8	7	11	10	14	5	4		4	2	3	1	1	5	1		138	21	
1251-1300				1		2	7	17	20	26	17	7	7	12	2	24	19	5	2	1	5	4	6	6	1	5		196	27	
1201-1250				1		3	9	13	40	22	16	10	13	4	6	4	15	22	13	4	3	6	1	1	6	1	3	2		218	34
1151-1200		2				8	8	15	11	20	29	13	9	10	12	5	10	21	6	3	5	1	3		1	2	1	2		197	40
1101-1150	2	1	1	1	14	52	46	63	52	32	25	13	8	11	5	5	16	21	3	1	4	4	4	5	1	1	1		392	53
1051-1100	1	1	3	9	40	37	34	20	21	7	9	3	5	1	2	4	9	3	3	2	1	1	3	2		2	1	3	1	228	60
1001-1050		1		3	19	21	10	15	12	10	3	11	4	5	3	3	4	9	4	1	1	2	5	1	1		2	3		161	65
951-1000	1	3	50	82	77	53	21	11	7	9	10	4	1	1	2	2	10	7	1			5	1	2		1	3			364	76
901- 950			1	5	4	2	3	2				1						2						1			1		22	77
851- 900		5	16	21	9	5	4	3	3	2		1	1	1			1		2			1				3	1			79	80
801- 850	4	81	62	45	21	11	3	4	2	1	1		2	1		1					2	1				1				243	87
751- 800	88	81	20	5	10	2	3	1	4	1	2		1				1	1												220	94
701- 750	27	18	13	6	3	4				1		2						1												74	97
651- 700	6	2		1																										9	97
601- 650	54	11	2												1															68	99
551- 600	5	7	2				1									1														16	99
501- 550																														
0- 500		1	1																											2	100
SUM	191	214	173	188	198	197	151	156	177	144	154	188	77	73	72	63	181	216	87	27	38	61	54	48	39	32	61	18	3	3169	
PER CENT	6	12	18	23	38	36	41	46	51	56	61	64	66	68	71	73	78	85	88	89	98	92	93	95	96	97		99	100		
MEAN	736	786	865	918	977	1833	1868	1899	1141	1166	1200	1281	1228	1242	1259	1271	1289	1295	1336	1287	1298	1353	1367	1337	1408	1325	1483	1294	1675	1187	
0.90	795	844	988	998	1094	1141	1174	1228	1271	1314	1340	1366	1418	1391	1399	1446	1469	1503	1603	1582	1550	1697	1638	1616	1782	1690	1745	1810		1395	
0.75	779	825	962	981	1056	1113	1129	1147	1225	1257	1289	1308	1360	1364	1363	1388	1393	1393	1418	1381	1418	1487	1479	1533	1515	1458	1512	1525	2112	1271	
0.50	751	791	839	954	983	1052	1084	1116	1137	1172	1196	1210	1228	1267	1278	1328	1382	1387	1353	1262	1250	1356	1375	1333	1393	1371	1388	1280	1825	1112	
0.25	639	750	804	836	951	974	1018	1055	1088	1107	1127	1111	1132	1142	1178	1147	1171	1173	1218	1162	1155	1218	1158	1148	1256	1158	1282	1658	1987	958	
0.10	613	701	741	806	816	887	955	978	1007	1082	1040	1089	1033	1043	1088	1038	1061	1074	1078	1035	1100	1082	1044	1050	1207	886	1055	1013		783	
	0	1	2	3	4	5	6	7	8	9	10	11	12	13	14	15	16 17	18 19	20 21	22 23	24 25	26 27	28 29	30 31	32 33	34 35	36 40	41 45	46 99		

YEARS SINCE FIRST DEGREE

NON-LABS SUPERVISORY

ALL SERVICES- 1384 ARMY- 452 NAVY- 482 AIR FORCE- 458

BACHELORS- 1384

SALARY	0	1	2	3	4	5	6	7	8	9	10	11	12	13	14	15	17	19	21	23	25	27	29	31	33	35	40	45	99	
2551-																													7	
2501-2550																		3			1	3								
2451-2500																														
2401-2450																	1			1									1	
2351-2400																													2	
2301-2350																					1	2							3	
2251-2300																	1					1				1			3	1
2201-2250																					1								1	1
2151-2200																													3	1
2101-2150																1						1				1			13	2
2051-2100																	1	2			2	3		2	2				14	3
2001-2050			1													1	1	3		1	2	3		1	1	1			38	6
1951-2000							1									1	3	3		3	7	18	5		2	3			25	8
1901-1950										1					2	5	7	3		1	4		1			1			14	9
1851-1900														1		4	2		1		3			1	2	1			15	10
1801-1850														1	1	1	1	3			2	2		1			1	1	25	12
1751-1800												1		1		2	8	2		2	3	3	2		1				34	15
1701-1750											1		2		1	4	6	2		2	4	8	2						77	21
1651-1700														1	1	2	12	17	5	3	4	15	7	2	4		4		189	29
1601-1650		1			1			1	1		1	2	3	4	6	6	24	29	9	1	4	4	4	2	2		2	1	43	32
1551-1600							1	1			3		3	1	1	4	3	5	3		1	2	7		4	2	2		66	37
1501-1550											5	3	4	4		1	11	9	4	1	3	5	3	4	3	1	2	2	77	43
1451-1500					1			1	1	5	4		1	3	3	1	9	18	14		4	2	3	2	2		3		165	56
1401-1450							1	1		2	5	8	8	7	12	18	35	35	9	2	2	3	7	4	5	5	2	2	111	64
1351-1400						1			1	4	11	26	11	13	7	4	6	9	6	4	1	1	2	2	1		1		182	72
1301-1350						2	1	5	16	15	13	6	6	4	3	6	5	6	1	1	1	1	2	1	1	2	3	2	81	78
1251-1300					1	1	5	16	9	9	9	3	3		3	2	3	3	2				2	1	3		1	1	67	84
1201-1250			2			1	9	6	6	5	8	6	2	3	2	3	3	5	1		1	1	2	1		1	1		82	90
1151-1200					1	7	14	9	20	7	5	4	1	1	2	1	1	4	1	1			1		1	1			45	93
1101-1150				3	10	5	3	2	5	1	4	3	1		3		1	1	1								1	1	29	96
1051-1100					4	2	2	3	6	3	1	1	1				2	3		1									28	97
1001-1050				7	4	1	2	2		1							1	1				1							3	97
951-1000					1				1		1																		4	98
901- 950						1		1										2											13	99
851- 900								2									1				1								8	99
801- 850		4	4		1																									
751- 800	6	2																												
701- 750																													2	99
651- 700																														
601- 650	1	1																												
551- 600																													1	100
501- 550		1																												
0- 500																														
SUM	7	9	6	11	24	21	38	52	69	59	86	48	47	37	43	46	142	178	75	12	32	66	76	28	28	21	29	10	4	1384
PER CENT			1	2	4	5	8	12	18	22	29	32	36	39	42	46	57	70	76	77	79	84	90	92	95	96	98	99	100	
MEAN	753	836	941	1097	1077	1115	1153	1192	1184	1245	1294	1298	1358	1395	1379	1420	1478	1492	1579	1437	1578	1679	1675	1569	1517	1688	1688	1458	1512	1411
0.90		1555		1898	1238	1272	1242	1348	1297	1377	1464	1478	1538	1591	1597	1635	1720	1745	1958	1646	1938	1960	2048	1922	1568	2022	1955	1888		1782
0.75	785	834	1162	1070	1098	1148	1191	1243	1264	1314	1345	1364	1412	1484	1512	1554	1598	1616	1780	1616	1788	1868	1528	1723	1612	1918	1843	1575	2	1577
0.50	778	806	837	989	1868	1118	1142	1283	1178	1261	1387	1384	1336	1375	1360	1375	1438	1472	1588	1488	1675	1648	1635	1588	1588	1512	1562	1488	1588	1375
0.25	756	756	818	969	1888	1862	1188	1116	1113	1177	1213	1183	1281	1308	1262	1295	1359	1367	1398	1308	1425	1537	1458	1387	1388	1362	1484	1287	1258	1232
0.10		495		957	955	1882	845	883	849	1106	1126	1118	1192	1195	1132	1215	1243	1222	1318	1118	1318	1376	1315	1298	1238	1277	1265	1188		1183
																	16	18	20	22	24	26	28	30	32	34	36	41	46	

YEARS SINCE FIRST DEGREE

NON-LABS SUPERVISORY

ALL SERVICES- 351 ARMY- 78 NAVY- 120 AIR FORCE- 153

MASTERS- 351

SALARY	0	1	2	3	4	5	6	7	8	9	10	11	12	13	14	15	16	17	18	19	20	21	22	23	24	25	26	27	28	29	30	31	32	33	34	35	36	40	41	45	46	99		
2551-																																											
2501-2550																																						1					1	
2451-2500																																												
2401-2450																																												
2351-2400																																												
2301-2350																																						1					1	
2251-2300																									1	2																	3	1
2201-2250																											1	1					2	1							5	2
2151-2200																					1																					1	3
2101-2150																											1															1	3
2051-2100					1													1																								2	3
2001-2050																			2							2	1	2	1			1									9	6
1951-2000																									2			4	2			1									9	9
1901-1950																	1			2					2	2	2			3	1	1								15	13
1851-1900																1			6	3	1				2	1	2														15	17
1801-1850								1						1		1		2	3	1					1			1			1				1					14	21
1751-1800															1				4	2	1					1		1	1												11	25
1701-1750												1		1						1					2	1			1		1										8	27
1651-1700															1			1	5	3								1		1			1	1							13	31
1601-1650																		2	4	4					4	1	1	1	1												18	36
1551-1600											4	2	3	3	4	16	4	2	1	1	1																					37	46
1501-1550										1	1	1	1		1	2	1										1							1							18	49
1451-1500									2	1			1	5	1	4	3				1							4													23	56
1401-1450							1		2	1		3	1		1		1	2	2					1	2	1	2														28	61
1351-1400			1							1	2	3	2	1	3	2	3	6	2	1							3		1						3	1					35	71
1301-1350									1	2	4			2	1	1		1												1											14	75
1251-1300							2		4		2	2	2	1	1	2	1	1			1				1	1	1	1														23	82
1201-1250					1	1	1	3	3	3	1		3	1			1	1						1																	21	88
1151-1200						3	2		1	1	1						1		2							1															16	92
1101-1150							2	1	1																																	4	94
1051-1100					1			1												1					1			1													3	95
1001-1050									1					1	1		1										1															5	96
951-1000			1	1				1												1	1						1			1											7	98
901- 950										1																																1	99
851- 900																																												
801- 850		1																																								1	99
751- 800							1																																			1	99
701- 750					1																																				1	100
651- 700																																												
601- 650																																												
551- 600																																												
501- 550																																												
0- 500																																												
SUM		1	2	1	4	4	9	7	13	11	12	18	13	12	18	11	24	52	29	8	18	19	19	13	13	8	17	3		351													
PER CENT				1	2	3	5	7	11	14	18	21	24	28	33	36	43	58	66	68	73	79	84	88	92	94	99	100															
MEAN		825	1175	975	1275	1187	1179	1239	1251	1288	1333	1428	1481	1437	1475	1582	1522	1595	1621	1686	1716	1719	1598	1767	1678	1718	1695	1458		1531													
0.90							1485		1417	1472	1498	1550	1583	1748	1760	1845	1849	1873	1982		1988	2252	2285	2817	1592		2315			1939													
0.75					1258	1288	1268	1237	1296	1412	1375	1441	1559	1575	1578	1587	1625	1775	1793	1888	1912	2031	1881	1984	1945	1956	1987	1812		1751													
0.50		825	1175	975	1188	1183	1187	1208	1256	1312	1325	1498	1387	1488	1478	1475	1508	1698	1631	1575	1725	1775	1493	1825	1775	1788	1587	1375		1496													
0.25					758	1166	1131	887	1284	1212	1275	1358	1256	1388	1375	1337	1983	1458	1512	1488	1686	1518	1395	1612	1362	1288	1378	1187		1389													
0.10							795		1115	1155	1218	1275	1221	1216	1298	1277	1228	1351	1197		1248	1455	1295	1487	1265		1235			1181													
	0	1	2	3	4	5	6	7	8	9	10	11	12	13	14	15	16 17	18 19	20 21	22 23	24 25	26 27	28 29	30 31	32 33	34 35	36 40	41 45	46 99														

YEARS SINCE FIRST DEGREE

NON-LABS SUPERVISORY

ALL SERVICES- 71 ARMY- 15 NAVY- 31 AIR FORCE- 85

DOCTORATE- 71

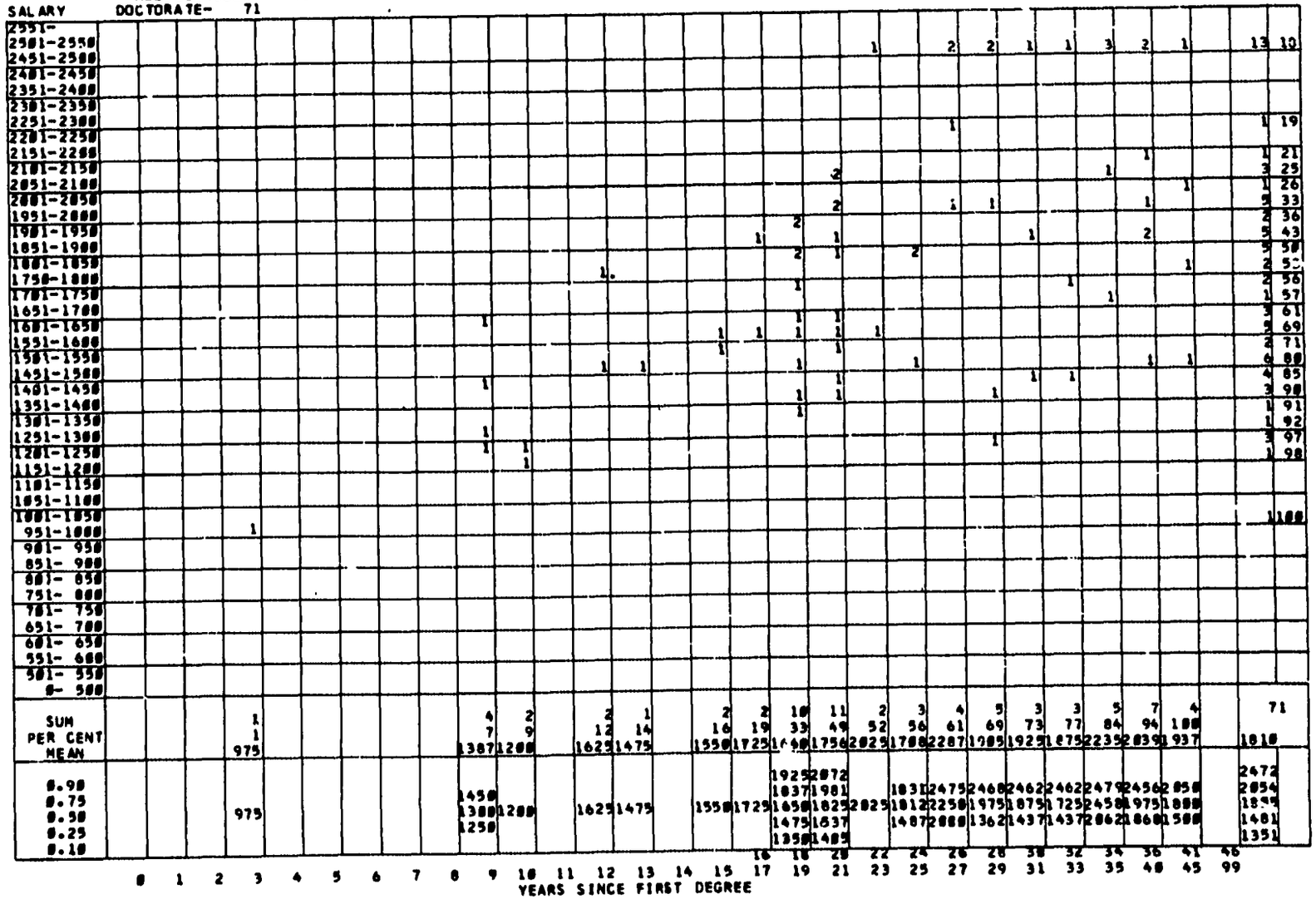

NON-LABS SUPERVISORY

ALL SERVICES- 2 ARMY- 2 NAVY- 0 AIR FORCE- 0

MD/DDS/DVM- 2

SALARY	0	1	2	3	4	5	6	7	8	9	10	11	12	13	14	15	16 17	18 19	20 21	22 23	24 25	26 27	28 29	30 31	32 33	34 35	36 40	41 45	46 99	
2551-																														
2501-2550																														
2451-2500																			1										1	50
2401-2450																														
2351-2400																														
2301-2350																														
2251-2300																														
2201-2250																														
2151-2200																														
2101-2150																														
2051-2100																														
2001-2050																														
1951-2000																														
1901-1950															1														1	100
1851-1900																														
1801-1850																														
1750-1800																														
1701-1750																														
1651-1700																														
1601-1650																														
1551-1600																														
1501-1550																														
1451-1500																														
1401-1450																														
1351-1400																														
1301-1350																														
1251-1300																														
1201-1250																														
1151-1200																														
1101-1150																														
1051-1100																														
1001-1050																														
951-1000																														
901- 950																														
851- 900																														
801- 850																														
751- 800																														
701- 750																														
651- 700																														
601- 650																														
551- 600																														
501- 550																														
0- 500																														
SUM															1				1										2	
PER CENT															50				100											
MEAN															1925				2475										2200	
0.90																														
0.75																														
0.50															1925				2475										2200	
0.25																														
0.10																														

YEARS SINCE FIRST DEGREE

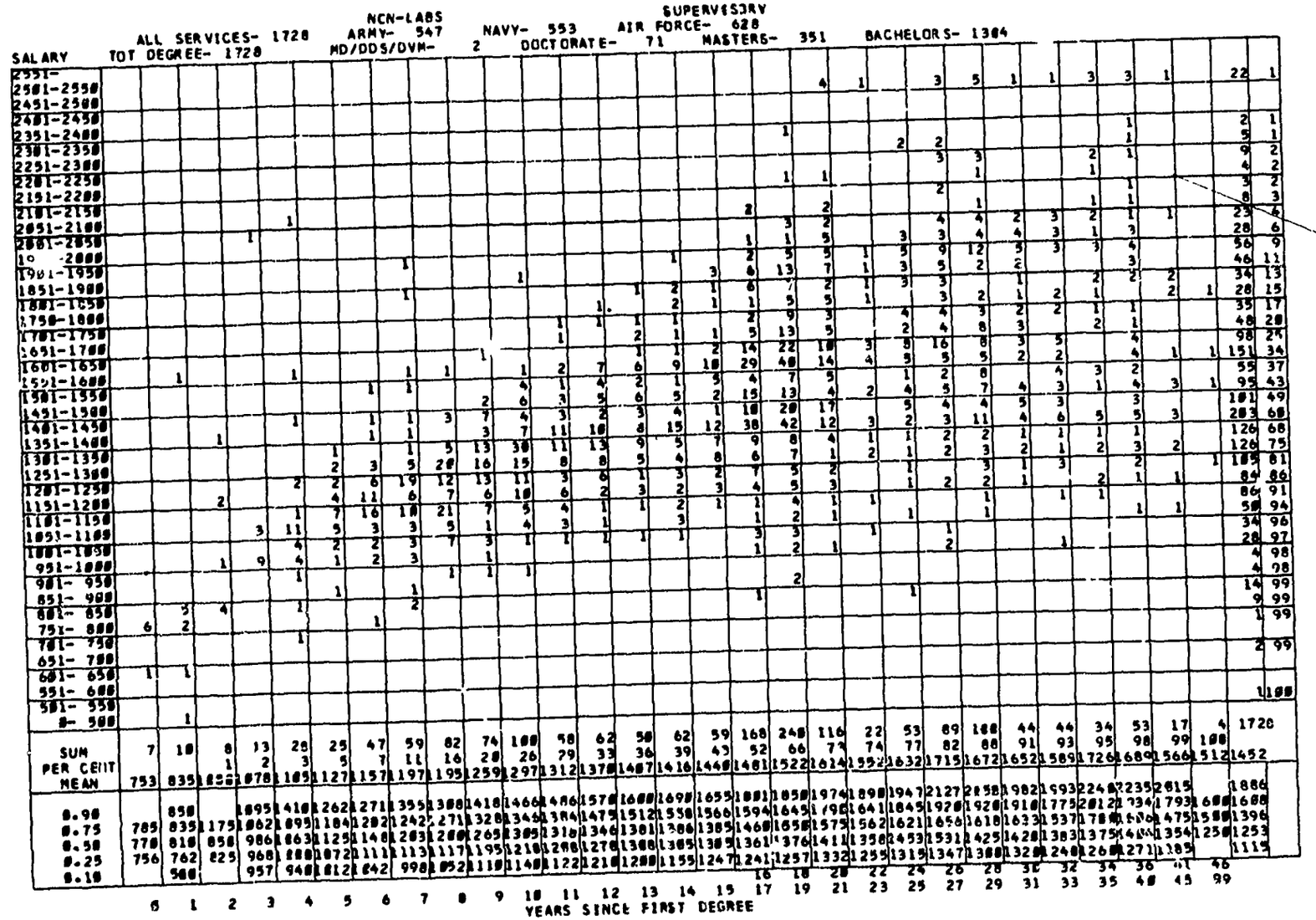
ALL SERVICES- 1728
NON-LABS
ARMY- 547
NAVY- 553
SUPERVISORY
AIR FORCE- 628
SALARY
TOT DEGREE- 1728
MD/DDS/DVM- 2
DOCTORATE- 71
MASTERS- 351
BACHELORS- 1304
SUM
PER CENT
MEAN
8.98
8.75
8.50
8.25
8.10
YEARS SINCE FIRST DEGREE

NONDEGREED SCIENTISTS AND ENGINEERS

Total Survey: Age, Working-As Occupation, Nonsupervisory, Combined Supervisory

		Page
Nonsupervisory:	Total Survey	192
	Laboratories	193
	Non-Laboratories	194
Combined Supervisory:	Total Survey	195
	Laboratories	196
	Non-Laboratories	197
Working-as Occupation:	Nonsupervisory	198
	Combined Supervisory	201
Function:	Nonsupervisory	204
	Combined Supervisory	210
Sex:	Combined Supervisory and Nonsupervisory	216

ALL ORGANIZATIONS — NON-SUPERVISORY

ALL SERVICES- 897 ARMY- 364 NAVY- 289 AIR FORCE- 234

NO DEGREE- 887

SALARY	20	21	22	23	24	25	26	27	28	29	30	31	32	33	34	35	36	37	38	39	40	41	42	43	44	45	46	47	48	49	50	51	52	53	54	55	56	58	61	66		
2551-																																									
2501-2550																																										
2451-2500																																									
2401-2450																																									
2351-2400																																									
2301-2350																																									
2251-2300																																									
2201-2250																																									
2151-2200																																									
2101-2150																																									
2051-2100																																									
2001-2050																																									
1951-2000																																									
1901-1950																																									
1851-1900																																									
1801-1850																																									
1751-1800																																									
1701-1750																																									
1651-1700																																									
1601-1650																																									
1551-1600																																									
1501-1550																																									
1451-1500																																									
1401-1450																																									
1351-1400																																									
1301-1350																																									
1251-1300																																									
1201-1250																																									
1151-1200																																									
1101-1150																																									
1051-1100																																									
1001-1050																																									
951-1000																																									
901- 950																																									
851- 900																																									
801- 850																																									
751- 800																																									
701- 750																																									
651- 700																																									
601- 650																																									
551- 600																																									
501- 550																																									
0- 500																																									
SUM		1	4	5		1	7	8	11	4	6	9	6	6	12	8	19	31	44	45	56	59	71	99	88	60	137	69	19	387												
PER CENT				1		1		2		4	5		6	7		9	12	15	20	25	31	39	47	58	67	74	90	97	100													
MEAN		475	662	745		975	846	868	865	1075	1025	963	1133	1108	1037	1081	1161	1094	1132	1171	1234	1243	1286	1272	1258	1286	1280	1259	1235	1209												
0.90									938			1135			1198		1327	1298	1326	1375	1406	1455	1419	1476	1475	1480	1466	1452	1477	1432												
0.75			775	793			962	920	970	1150	1212	1037	1187	1225	1133	1216	1228	1181	1233	1248	1368	1362	1327	1376	1358	1488	1375	1354	1386	1334												
0.50		475	658	762		975	787	858	875	1088	958	975	1150	1100	1025	1050	1168	1075	1155	1181	1210	1222	1192	1268	1245	1288	1279	1251	1231	1213												
0.25			588	712			743	816	787	950	912	881	1075	1062	958	958	1189	996	1048	1112	1116	1157	1114	1148	1101	1166	1176	1173	1162	1106												
0.10									785			795			985		995	995	835	956	1043	1049	977	1074	1060	887	1079	1095	997	957												

AGE

LABS — NON-SUPERVISORY

ALL SERVICES- 631 ARMY- 307 NAVY- 236 AIR FORCE- 88

NO DEGREE- 631

SALARY	20	21	22	23	24	25	26	27	28	29	30	31	32	33	34	35	37	39	41	43	45	47	49	51	53	55	60	65	99	
2551-																														
2501-2550																														
2451-2500																														
2401-2450																														
2351-2400																														
2301-2350																														
2251-2300																														
2201-2250																														
2151-2200																														
2101-2150																														
2051-2100																														
2001-2050																														
1951-2000																														
1901-1950																					2	1							3	
1851-1900																								1		1			2	
1801-1850																											1		1	
1751-1800																							1	1	1				3	1
1701-1750																								1			2	1	4	2
1651-1700																			1								1	1	3	2
1601-1650																				1		2		2	1	1		1	8	3
1551-1600																								1	1	1	2	1	6	4
1501-1550																						1	1	2	2	1	3	2	1	13	6
1451-1500																					3	4	3	3	3	4	9	3	32	11
1401-1450															1	1			4	6	3	4	10	4	1	5	5		44	18
1351-1400															2						2	1	3	2	4	3	10	2	1	33	24
1301-1350										1			1				2		3	2	6	8	4	11	10	7	13	10	2	88	36
1251-1300											2			3		2		3	6	4	8	6	8	7	2	9	5	3	74	48
1201-1250													2		1		1	2	5	5	7	11	11	6	10	4	6	7	3	85	61
1151-1200										1		1	1		1	1	4	2	5	3	8	6	5	11	4	5	11	4		73	74
1101-1150							1					1		2			1	4	2	1	4	2	4	5	5	4	6	1		43	88
1051-1100															2	1	1	4	4		2	1	4	2	2		2	4	2	32	85
1001-1050						1	1	2	3	1	1	2	1		2	1		3	1	3	1	1	2		2	1			2	31	90
951-1000									1		2				2	2				1			1	3	1		1		14	92
901- 950							1	1	1			2					1	1	1							2			10	94
851- 900				1				2	2					1	1			2	2		1	1		1	1		1		10	96
801- 850			2	2			2	1	1										2		1		1						14	98
751- 800				1			1		1										1			1							5	99
701- 750																													1	99
651- 700									1																					
601- 650																														
551- 600																														
501- 550																													1	100
0- 500		1																												
SUM		1	2	4		1	6	6	11	3	5	6	5	6	9	7	14	21	37	26	47	51	58	71	57	36	84	59	15	631
PER CENT				1		1	2	3	4	5	6	7	7	8	10	11	13	16	22	26	34	42	50	61	70	76	89	97	100	
MEAN		475	775	775		975	866	875	865	1125	1055	983	1145	1108	997	1066	1167	1065	1116	1198	1226	1235	1288	1247	1240	1	1262	1258	1211	1193	
.90									598						1155		1348	1272	1395	1388	1485	1436	1488	1472	1438	1478	1468	1458	1475	1418	
.75				800			975	862	878	1262	1218	1075	1193	1225	1043	1206	1241	1143	1212	1262	1331	1299	1284	1366	1321	1356	1378	1355	1281	1296	
.50		475	775	775		975	806	850	875	1125	975	975	1152	1108	987	1025	1158	1056	1152	1200	1196	1215	1186	1248	1232	1257	1265	1250	1288	1194	
.25				750			762	812	787	987	931	887	1112	1062	931	943	1106	987	1026	1125	1117	1153	1185	1126	1151	1136	1148	1167	1043	1089	
.10									735						843		1028	855	817	976	1042	1077	1012	851	857	1078	1371	1151	987	953	

AGE

NON-LABS — NON-SUPERVISORY

ALL SERVICES- 256 ARMY- 57 NAVY- 53 AIR FORCE- 146

NO DEGREE- 256

SALARY	20	21	22	23	24	25	26	27	28	29	30	31	32	33	34	35	36	37	38	39	40	41	42	43	44	45	46	47	48	49	50	51	52	53	54	55	56	60	61	65	66	99		
2551-																																											
2501-2550																																												
2451-2500																																											
2401-2450																																											
2351-2400																																											
2301-2350																																											
2251-2300																																											
2201-2250																																											
2151-2200																																											
2101-2150																																											
2051-2100																																											
2001-2050																																											
1951-2000																																											
1901-1950																																						1				1	
1851-1900																																											
1801-1850																																											
1751-1800																																1										1	
1701-1750																																						1				1	1
1651-1700																													1									1				2	1
1601-1650																													1		2							1				4	3
1551-1600																									1	2		1		1								1		2		6	6
1501-1550																											1				1											2	7
1451-1500																								1							2		2	4		1				1	11	11
1401-1450																					1						1	2	1	1	2											12	16
1351-1400																			2		1		2		4		4	2	9	2	7		8		3							44	33
1301-1350																													3		1		3		2		9		2		1	21	41
1251-1300																			2		1		1				1		1		7		2		3		8		3		1	29	53
1201-1250															1		1		1				1		1		2		1		3		4		2		8		4		1	30	64
1151-1200																		3				1	7				4		5		1		3		2		4		2			32	77
1101-1150															2				1		2		2		1				1		1		1		1		1		2			15	83
1051-1100													1						3						1						1						2					8	86
1001-1050												1											1		1		1		2				1									7	89
951-1000												1						1	1				1														2					6	91
901- 950									1										1										1				1		1							5	93
851- 900								1			1																		1													3	94
801- 850								1																1													1					3	95
751- 800												1												2					1										1			5	97
701- 750							1																					1	1													3	98
651- 700																																												
601- 650			1	1																																					2	99
551- 600																																												
501- 550																																												
0- 500			1																																							1	100
SUM			2	1			1	2		1	1	3	1		3	1	5	10	7	19	9	18	21	28	23	24	53	19	4	256												
PER CENT			1	1			1	2		1	3	4	5		6	8	12	14	22	25	32	41	51	60	70	91	98	100														
MEAN			550	625			725	850		925	875	925	1075		1150	1225	1145	1155	1217	1135	1280	1266	1222	1335	1303	1331	1308	1264	1325	1249												
0.90																		1375		1377	1554	1555	1447	1480	1585	1482	1485	1552		1470												
0.75												1212			1212		1195	1287	1362	1212	1384	1393	1368	1388	1412	1425	1379	1354	1350	1375												
0.50			550	625			725	850		925	875	975	1075		1137	1225	1175	1180	1175	1167	1356	1250	1225	1350	1287	1364	1302	1258	1300	1263												
0.25												787			1118		1154	1058	1110	1037	1112	1168	1152	1257	1195	1250	1220	1193	1250	1159												
0.10																		950		797	1045	1020	855	1190	1115	1160	1115	1122		980												

AGE

ALL ORGANIZATIONS — SUPERVISORY

ALL SERVICES- 768 ARMY- 443 NAVY- 215 AIR FORCE- 110

NO DEGREE- 768

SALARY	20	21	22	23	24	25	26	27	28	29	30	31	32	33	34	35	36	37	38	39	40	41	42	43	44	45	46	47	48	49	50	51	52	53	54	55	56	60	61	65	66	99	
2551-																																										
2501-2550																														1				1								2	
2451-2500																																											
2401-2450																																										
2351-2400																																										
2301-2350																																										
2251-2300																																										
2201-2250																																										
2151-2200																															1				1							2	
2101-2150																																		1								1	
2051-2100																																											
2001-2050																															1	2	1	5							9	1
1951-2000																									1						1		1	2	1						6	2
1901-1950																													2	4			2	1		1					10	3
1851-1900																											1	1	1	1	1	3									8	4
1801-1850																								1				1	1		1	5	1								10	6
1750-1800																											2	3	2	2	1	5									15	8
1701-1750																									2	2	1	3	4	5	6	4	3	38	12							
1651-1700																			1			1	1	3	2	6	7	6	4	1				32	16							
1601-1650																		1	1	1	3	6	8	8	8	3	4	15	4					62	24							
1551-1600																				2	1	4	3	7	9	2	7	8	2	1				46	38							
1501-1550															1						1	1	2	1	4	3	4	10	3					30	34							
1451-1500																1			2			2	5	3	10	9	4	15	2	2				55	41							
1401-1450																			1	3	6	5	8	9	11	10	6	12	7	2				80	51							
1351-1400															1			2	4	2	4	10	14	16	16	8	9	14	6					106	65							
1301-1350												1	1					4	1	3	3	4	5	8	5	2	3	9	3	1				53	72							
1251-1300												1	1		1	1			1	3	1	6	2	6	10	11	10	16	8					76	82							
1201-1250											1	2	1			1	2	1	1	2			4	3	8	5	3	6	6	1				47	88							
1151-1200																	1	2	4	3	2	5	2	4	4	2	1	1						31	92							
1101-1150										1	1			2	1		1				1	5	3		5		4	2	1					27	96							
1051-1100							1				1									1		2	1	2	1	1	1	1						13	98							
1001-1050																	1				1		1		1		1							6	99							
951-1000																	1									1								3	99							
901- 950																		1																2	99							
851- 900																												1						2	100							
801- 850																																											
751- 800																																											
701- 750																																											
651- 700																																											
601- 650																																											
551- 600																																											
501- 550																																											
0- 500																																											
SUM							1			1	3	4	3	2	4	3	13	15	21	27	58	71	79	107	88	74	146	52	12	768														
PER CENT														1			2	4	6	9	12	19	28	38	52	63	72	91	98	100														
MEAN							1875			1125	1141	1262	1275	1125	1325	1325	1263	1351	1315	1399	1482	1418	1456	1476	1438	1512	1498	1419	1512	1443														
0.90																	1392	1625	1572	1638	1641	1665	1751	1757	1712	1838	1824	1718	1746	1727														
0.75											1212	1308	1312		1488	1462	1346	1456	1412	1512	1566	1578	1594	1687	1575	1662	1635	1558	1716	1594														
0.50							1875			1125	1125	1258	1275	1125	1388	1275	1386	1368	1388	1393	1385	1394	1398	1438	1415	1475	1473	1391	1479	1488														
0.25											1087	1225	1237		1150	1237	1162	1237	1198	1287	1287	1293	1323	1327	1266	1325	1338	1268	1358	1287														
0.10																	1015	1162	1151	1178	1188	1151	1219	1229	1162	1252	1246	1216	1218	1185														
																	36	38	40	42	44	46	48	50	52	54	56	61	66															
	20	21	22	23	24	25	26	27	28	29	30	31	32	33	34	35	37	39	41	43	45	47	49	51	53	55	60	65	99														

AGE

LABS — SUPERVISORY

ALL SERVICES- 595 ARMY- 381 NAVY- 162 AIR FORCE- 52

NO DEGREE- 595

SALARY	20	21	22	23	24	25	26	27	28	29	30	31	32	33	34	35	37	39	41	43	45	47	49	51	53	55	60	65	99	
2551-																														
2501-2550																										1			1	
2451-2500																														
2401-2450																														
2351-2400																														
2301-2350																														
2251-2300																														
2201-2250																														
2151-2200																								1			1		2	
2101-2150																										1			1	
2051-2100																														
2001-2050																								1	2	1	5		9	2
1951-2000																								1		1	2	1	5	3
1901-1950																							2	3		2	1		8	4
1851-1900																							1	1	1	1	3		7	5
1801-1850																							1	1		1	4	1	8	6
1750-1800																						1	2	2	2	1	4		12	8
1701-1750																					1	2	1	3	3	3	6	4	24	13
1651-1700																					1	2	2	4	4	4	3	1	21	16
1601-1650																	1	1	1	2	3	7	6	7	2	2	11	4	47	24
1551-1600																			1		4	3	5	2	2	5	6	1	29	29
1501-1550															1					1	1	1		3	3	2	8	3	23	33
1451-1500																1		1			2	5	3	6	8	2	12	1	43	48
1401-1450																	1	2	3	4	7	7	7	8	5	8	7	1	60	50
1351-1400															1		2	3	1	3	7	11	13	13	3	9	11	4	81	64
1301-1350												1	1				3		2	1	3	5	7	5	3	3	9	1	1	43	71
1251-1300												1	1		1	1			3	1	5	1	5	7	10	10	12	7		65	82
1201-1250										1	2	1					2	1	3	2		3	1	7	5	3	4	6	1	48	89
1151-1200																	1	1	1	3	2	3	1	3	4	2	1	1	23	93
1101-1150									1	1				1	1							6	3		4		3	2	1	22	96
1051-1100							1															2		1	1	1	1	1	1	10	98
1001-1050																				1					1		1	1		4	99
951-1000																	1					1							2	99
901- 950																		1											1	99
851- 900																														
801- 850																						1					1		2	100
751- 800																														
701- 750																														
651- 700																														
601- 650																														
551- 600																														
501- 550																														
0- 500																														
SUM							1			1	2	4	3	1	4	2	18	9	13	17	36	57	61	79	63	61	117	45	9	595
PER CENT													1		2	3	4	6	8	11	17	26	37	50	61	71	98	98	100	
MEAN							1875			1125	1175	1262	1275	1125	1325	1375	1295	1838	1336	1339	1894	1487	1452	1476	1438	1496	1512	1423	1469	1443
0.90																	1488	1685	1585	1687	1623	1645	1745	1885	1728	1895	1855	1718	1735	1737
0.75												1388	1312		1488		1962	1437	1418	1429	1558	1562	1597	1438	1556	1659	1648	1587	1712	1596
0.50							1875			1125	1175	1258	1275	1125	1388	1375	1916	1975	1312	1358	1385	1397	1398	1417	1421	1415	1481	1483	1462	1483
0.25												1275	1237		1156		1212	1212	1254	1286	1298	1312	1338	1387	1258	1291	1334	1258	1312	1284
0.10																	1088	945	1165	1161	1165	1147	1251	1228	1166	1235	1252	1284	1145	1198
																	36	38	40	42	44	46	48	50	52	54	56	60	66	

AGE

NON-LABS SUPERVISORY

ALL SERVICES- 173 ARMY- 62 NAVY- 53 AIR FORCE- 58

NO DEGREE- 173

SALARY	20	21	22	23	24	25	26	27	28	29	30	31	32	33	34	35	36 37	38 39	40 41	42 43	44 45	46 47	48 49	50 51	52 53	54 55	56 60	61 65	66 99	
2551-																														
2501-2550																														
2451-2500																							1						1	
2401-2450																														
2351-2400																														
2301-2350																														
2251-2300																														
2201-2250																														
2151-2200																														
2101-2150																														
2051-2100																														
2001-2050																														
1951-2000																					1								1	1
1901-1950																								1				1	2	2
1851-1900																						1							1	2
1801-1850																				1							1		2	4
1750-1800																						1	1				1		3	5
1701-1750																					1			1	2				4	8
1651-1700																		1		1		1		2	3	2	1		11	14
1601-1650																				1	3	1	2	1	1	2	4		15	23
1551-1600																			1	1			2	7		2	2	1	17	32
1501-1550																						1	1	1		2	2		7	36
1451-1500																		1						4	1	2	3	1	12	43
1401-1450																			1	3	1	1	2	4	2	1	4		20	55
1351-1400																		1	1	1	3	3	3	3	5		3	2	25	69
1301-1350																	1	1	1	2	1		1		1			2	10	75
1251-1300																		1			1	1	1	3	1		4	1	13	83
1201-1250																1							1	1			2		7	8
1151-1200																		1	3			2	1	1					8	91
1101-1150														1			1				1				1		1		5	94
1051-1100											1											1	1						2	96
1001-1050																	1		1		2								4	98
951-1000																									1				1	99
901- 950																											1		1	100
851- 900																														
801- 850																														
751- 800																														
701- 750																														
651- 700																														
601- 650																														
551- 600																														
501- 550																														
0- 500																														
SUM											1			1		1	3	6	8	10	14	14	18	28	17	13	29	7	3	173
PER CENT											1			1		1	3	6	11	17	25	33	43	60	69	77	94	98	100	
MEAN											1075			1125		1225	1150	1383	1281	1500	1421	1425	1469	1470	1427	1586	1442	1389	1641	1442
0.90																				1702	1730	1780	1760	1655	1688	1717	1655		1685	
0.75																	1312	1475	1400	1625	1625	1625	1587	1578	1637	1668	1593	1462	1912	1598
0.50											1075			1125		1225	1125	1350	1200	1433	1383	1383	1480	1475	1395	1587	1443	1362	1575	1423
0.25																	1037	1275	1164	1375	1275	1225	1275	1383	1352	1526	1298	1318	1437	1306
0.10																				1325	1035	1160	1190	1263	1135	1457	1222			1178

AGE

OCCUPATIONAL GROUP AERO + ASTRO ENGINEERING NON-SUPERVISORY
ALL SERVICES- 31 ARMY- 4 NAVY- 10 AIR FORCE- 17
NO DEGREE- 31

	20	21	22	23	24	25	26	27	28	29	30	31	32	33	34	35	36	38	40	42	44	46	48	50	52	54	56	61	66	99	
SUM				1				1						1	1	1	1	1	1	3	1	1	1	4	1	3	7	3			31
PER CENT				3				6						3	3	3	3	3	3	10	3	3	3	13	3	10	23	10			
MEAN				625				825						1025	1225	1175	825	1175	1225	1375	1375	1225	1225	1225	1300	1382	1329			1233
0.90																			1462					1288		1412	1562	1381			1472
0.75																			1175					1158		1279	1241	1362			1365
0.50				625				825						1025	1225	1175	825	1175	1037	1375	1375	1225	1225	1125	1225	1237	1212	1237			1221
0.25																															1157
0.10																															1082

AGE

OCCUPATIONAL GROUP CHEMICAL ENGINEERING NON-SUPERVISORY
ALL SERVICES- 2 ARMY- 2 NAVY- 0 AIR FORCE- 0
NO DEGREE- 2

	20	21	22	23	24	25	26	27	28	29	30	31	32	33	34	35	36	38	40	42	44	46	48	50	52	54	56	61	66	99	
SUM														1															1	1	2
PER CENT														50															100		
MEAN														1225															1325	1275	
0.90																															
0.75																															
0.50														1225															1325	1275	
0.25																															
0.10																															

AGE

OCCUPATIONAL GROUP ELECTRIC + ELECTRONIC ENG NON-SUPERVISORY
ALL SERVICES- 338 ARMY- 81 NAVY- 137 AIR FORCE- 120
NO DEGREE- 338

	20	21	22	23	24	25	26	27	28	29	30	31	32	33	34	35	36	38	40	42	44	46	48	50	52	54	56	61	66	99	
SUM		1	3	1		1	3	1	2	1	3	2	3	3	4	5	9	14	18	18	21	22	28	38	34	27	49	28	7	338	
PER CENT		1	1	1		1	1	2	1	3	4	3	4	4	5	6	9	14	18	18	21	22	28	38	34	27	49	28	100		
MEAN		475	675	775		975	875	875	988	1275	1188	925	1191	1125	1112	1085	1202	1132	1125	1222	1241	1256	1235	1285	1291	1365	1302	1326	1246	1238	
0.90																	1327	1293	1286	1377	1398	1448	1428	1418	1498	1488	1468	1588		1428	
0.75			781				1062				1231		1262	1212	1158	1218	1245	1258	1225	1291	1364	1291	1316	1372	1387	1428	1381	1383	1312	1351	
0.50		475	762	775		975	787	875	988	1275	1212	925	1175	1087	1125	1125	1208	1116	1140	1216	1225	1192	1220	1261	1262	1362	1290	1280	1237	1245	
0.25			487				768				887		1137	1068	1058	931	1131	1037	1041	1156	1153	1153	1164	1288	1181	1272	1232	1225	1187	1147	
0.10																	1395	970	898	1090	1101	1115	1113	1095	1092	1228	1129	1133		1044	

AGE

OCCUPATIONAL GROUP ENGINEERING MECHANICS NON-SUPERVISORY
ALL SERVICES- 173 ARMY- 125 NAVY- 47 AIR FORCE- 21
NO DEGREE- 173

	20	21	22	23	24	25	26	27	28	29	30	31	32	33	34	35	36	38	40	42	44	46	48	50	52	54	56	61	66	99	
SUM							1	2	1	1				1			3	3	3	4	13	12	15	25	16	13	36	28	4	173	
PER CENT							1	1	1	2				3			5	6	8	10	10	25	34	48	57	65	86	97	100		
MEAN							875	975	975	975				1225			1175	1241	1125	1175	1285	1316	1238	1223	1275	1267	1258	1235	1162	1232	
0.90																					1385	1498	1351	1412	1398	1535	1417	1488		1488	
0.75																	1212	1362	1181	1258	1293	1425	1354	1268	1358	1343	1358	1291	1225	1318	
0.50							875	975	975	975				1225			1175	1275	1162	1246	1175	1266	1153	1215	1270	1262	1262	1258	1208	1227	
0.25																	1137	1087	1037	958	1128	1225	1137	1137	1187	1137	1166	1158	1058	1148	
0.10																					1065	1202	1012	1062	1157	1155	1058	1052		1045	

AGE

OCCUPATIONAL GROUP NUCLEAR OR REACTOR ENG NON-SUPERVISORY
ALL SERVICES- 2 ARMY- 2 NAVY- 0 AIR FORCE- 0
NO DEGREE- 2

	20	21	22	23	24	25	26	27	28	29	30	31	32	33	34	35	36 37	38 39	40 41	42 43	44 45	46 47	48 49	50 51	52 53	54 55	56 60	61 65	66 99	
SUM									1												1									2
PER CENT									50												100									
MEAN									625												1125									875
0.90																														
0.75																														
0.50									625												1125									875
0.25																														
0.10																														

AGE

OCCUPATIONAL GROUP PHYSICS + ASTRONOMY NON-SUPERVISORY
ALL SERVICES- 158 ARMY- 70 NAVY- 47 AIR FORCE- 41
NO DEGREE- 158

	20	21	22	23	24	25	26	27	28	29	30	31	32	33	34	35	36 37	38 39	40 41	42 43	44 45	46 47	48 49	50 51	52 53	54 55	56 60	61 65	66 99	
SUM								1	1			1	2			1	2	3	7	5	9	13	17	19	16	11	27	18	5	158
PER CENT								1	1			1	3			3	5	6	11	14	20	28	39	51	61	68	85	96	100	
MEAN								775	825			875	1125			1825	1900	1141	1153	1115	1169	1144	1151	1361	1237	1215	1252	1216	1205	1435
0.90																					1495	1385	1615	1655	1469	1445	1441	1555		1452
0.75																		1362	1312	1237	1293	1249	1387	1394	1356	1362	1362	1312	1287	1351
0.50								775	825			875	1125			1825	1900	1075	1225	1175	1225	1181	1093	1360	1256	1175	1275	1216	1175	1285
0.25																		987	987	812	1062	1112	912	1271	1158	1118	1096	1112	981	1075
0.10																					795	732	767	1122	1015	1055	1042	948		897

AGE

OCCUPATIONAL GROUP CHEMISTRY NON-SUPERVISORY
ALL SERVICES- 37 ARMY- 26 NAVY- 5 AIR FORCE- 6
NO DEGREE- 37

	20	21	22	23	24	25	26	27	28	29	30	31	32	33	34	35	36 37	38 39	40 41	42 43	44 45	46 47	48 49	50 51	52 53	54 55	56 60	61 65	66 99	
SUM			1	1				2	3	2	2	2		1	1				4	3	2	3		3	1		3	3		37
PER CENT			2	5				10	16	24	29	35		37	43				51	59	64	72		81	83		91	100		
MEAN			625	825				850	980	1625	950	1650		1225	975				1162	1108	1875	1141		1458	975		1375	1300		1153
0.90																													1615	
0.75									962										1250	1212		1212		1562			1662	1412		1337
0.50			625	825				850	925	1625	950	1650		1225	975				1050	1125	1875	1175		1475	975		1375	1375		1186
0.25									837										800	987		1037		1337			1087	1137		952
0.10																														828

AGE

OCCUPATIONAL GROUP ATMO EARTH SEA SPACE SCI NON-SUPERVISORY
ALL SERVICES- 14 ARMY- 11 NAVY- 2 AIR FORCE- 1
NO DEGREE- 14

	20	21	22	23	24	25	26	27	28	29	30	31	32	33	34	35	36 37	38 39	40 41	42 43	44 45	46 47	48 49	50 51	52 53	54 55	56 60	61 65	66 99	
SUM				1					1							1	1	1	2	1		1		2	2			1		14
PER CENT				7					14							21	28	35	50	57		64		78	92			100		
MEAN				775					875							975	1825	1825	1125	1125		1325		1825	1100			1225		1069
0.90																													1230	
0.75																													1162	
0.50				775					875							975	1825	1825	1125	1125		1325		1825	1100			1225		1057
0.25																													975	
0.10																													878	

AGE

OCCUPATIONAL GROUP BIOLOGY AND AGRICULTURE NON-SUPERVISORY
ALL SERVICES- 12 ARMY- 7 NAVY- 0 AIR FORCE- 5
NO DEGREE- 12

	20	21	22	23	24	25	26	27	28	29	30	31	32	33	34	35	36 37	38 39	40 41	42 43	44 45	46 47	48 49	50 51	52 53	54 55	56 60	61 65	66 99	
SUM																		1	2	1	1	2	2		4		1	1		12
PER CENT																		8	25	33	41	58	75		83		91	100		
MEAN																		1175	1250	1225	1075	1200	1250		1575		1175	1225		1237
.90																														1393
.75																														1325
.50																		1175	1250	1225	1075	1200	1250		1575		1175	1225		1200
.25																														1162
.10																														1068

AGE

OCCUPATIONAL GROUP ALL OTHER ENGINEERING NON-SUPERVISORY
ALL SERVICES- 11 ARMY- 7 NAVY- 4 AIR FORCE- 0
NO DEGREE- 11

	20	21	22	23	24	25	26	27	28	29	30	31	32	33	34	35	36 37	38 39	40 41	42 43	44 45	46 47	48 49	50 51	52 53	54 55	56 60	61 65	66 99	
SUM															1						1	1	2	1	2	2	1			11
PER CENT															9						18	27	45	54	72	90	100			
MEAN															925						975	975	1100	925	1075	900	825			979
.90																														1195
.75																														992
.50															925						975	975	1100	925	1075	900	825			965
.25																														918
.10																														827

AGE

OCCUPATIONAL GROUP MATHEMATICS & STATISTICS NON-SUPERVISORY
ALL SERVICES- 28 ARMY- 15 NAVY- 8 AIR FORCE- 5
NO DEGREE- 28

	20	21	22	23	24	25	26	27	28	29	30	31	32	33	34	35	36 37	38 39	40 41	42 43	44 45	46 47	48 49	50 51	52 53	54 55	56 60	61 65	66 99	
SUM				1			1	1			1	3			2		2	4		4		4	2	1	1		1			28
PER CENT				3			7	10			14	25			32		39	53		67		82	89	92	96		100			
MEAN				725			725	825			925	1025			975		1175	975		1125		1425	1100	775	1075		1475			1078
.90												1062						1800		1200		1575								1360
.75												1025						1175		1175		1300	1100	775	1075		1475			1178
.50				725			725	825			925	1025			975		1175	975		1175		1300	1100	775	1075		1475			1058
.25												987						900		800		1275								903
.10																														770

AGE

OCCUPATIONAL GROUP OTHER SPECIALTIES NON-SUPERVISORY
ALL SERVICES- 81 ARMY- 34 NAVY- 29 AIR FORCE- 18
NO DEGREE- 81

	20	21	22	23	24	25	26	27	28	29	30	31	32	33	34	35	36 37	38 39	40 41	42 43	44 45	46 47	48 49	50 51	52 53	54 55	56 60	61 65	66 99	
SUM							2		2			1	1	1	2		1	4	7	6	7	10	4	6	6	4	12	3	2	81
PER CENT							2		4			6	7	8	11		12	17	25	33	41	54	59	66	74	79	93	97	100	
MEAN							850		850			775	975	825	950		1175	1033	1082	1100	1225	1230	1200	1275	1233	1187	1291	1191	1375	1166
.90																						1456					1640			1448
.75																		1075	1181	1175	1381	1387	1200	1425	1325	1150	1400	1312		1309
.50							850		850			775	975	825	950		1175	1050	1137	1150	1225	1200	1150	1200	1200	1150	1275	1175	1375	1155
.25																		850	843	987	1087	1125	1125	1125	1125	1075	1150	1087		1051
.10																						850					1060			862

AGE

OCCUPATIONAL GROUP [illegible] + ASTRO ENGINEERING SUPERVISORY
ALL SERVICES- 14 ARMY- 3 NAVY- 4 AIR FORCE- 7
NO DEGREE- 14

	20	21	22	23	24	25	26	27	28	29	30	31	32	33	34	35	36 37	38 39	40 41	42 43	44 45	46 47	48 49	50 51	52 53	54 55	56 60	61 65	66 99	
SUM																				1		2	4	3	2		2			14
PER CENT																				7		21	50	71	85		100			
MEAN																				1625		1450	1562	1825	1450		1600			1595
.90																							1600	2012						1940
.75																				1625		1450	1450	1925	1450		1600			1875
.50																							1350	1537						1500
.25																														1425
.10																														1335

AGE

OCCUPATIONAL GROUP CHEMICAL ENGINEERING SUPERVISORY
ALL SERVICES- 1 ARMY- 1 NAVY- 0 AIR FORCE- 0
NO DEGREE- 1

	20	21	22	23	24	25	26	27	28	29	30	31	32	33	34	35	36 37	38 39	40 41	42 43	44 45	46 47	48 49	50 51	52 53	54 55	56 60	61 65	66 99	
SUM																								1						1
PER CENT																								100						
MEAN																								1275						1275
.90																														
.75																								1275						1275
.50																														
.25																														
.10																														

AGE

OCCUPATIONAL GROUP ELECTRIC + ELECTRONIC ENG SUPERVISORY
ALL SERVICES- 288 ARMY- 149 NAVY- 85 AIR FORCE- 54
NO DEGREE- 288

	20	21	22	23	24	25	26	27	28	29	30	31	32	33	34	35	36 37	38 39	40 41	42 43	44 45	46 47	48 49	50 51	52 53	54 55	56 60	61 65	66 99	
SUM							1			1	1	2	3	2	2	1	5	9	6	13	20	22	26	39	31	19	59	21	5	288
PER CENT												1	2	3		4	6	9	11	15	22	30	39	53	63	70	90	98	100	
MEAN							1075			1125	1225	1250	1275	1125	1200	1225	1315	1358	1358	1421	1392	1440	1517	1463	1428	1503	1482	1355	1585	1436
.90													1312				1345	1655 1487	1562	1585 1447	1600 1475	1647 1686	1826 1675	1825 1562	1698 1581	1905 1631	1713 1607	1645 1431	1718	1788 1579
.75							1075			1125	1225	1250	1275	1125	1200	1225	1325	1362	1358	1415	1307	1405	1428	1418	1418	1437	1478	1325	1575	1487
.50													1237				1304	1262	1225	1331	1356	1337	1341	1296	1299	1337	1367	1252	1462	1298
.25																		945		1215	1188	1285	1282	1215	1155	1265	1247	1155		1204
.10																														

AGE

OCCUPATIONAL GROUP ENGINEERING MECHANICS SUPERVISORY
ALL SERVICES- 143 ARMY- 108 NAVY- 26 AIR FORCE- 6
NO DEGREE- 140

	20	21	22	23	24	25	26	27	28	29	30	31	32	33	34	35	36 37	38 39	40 41	42 43	44 45	46 47	48 49	50 51	52 53	54 55	56 60	61 65	66 99	
SUM											1	1					2		3	1	8	11	17	18	14	22	26	13	3	140
PER CENT												1					2			5	11	19	31	44	54	78	88	97	100	
MEAN											1125	1325					1358		1258	1375	1281	1298	1386	1477	1400	1438	1457	1448	1225	1403
.90																						1445	1557	1660	1715	1748	1760	1717		1689
.75											1125	1325					1358		1312 1279	1375	1350 1316	1398 1356	1447 1483	1591 1458	1475 1412	1658 1375	1512 1498	1587 1475	1312 1229	1491 1381
.50																			1187		1288	1168 1109	1331 1185	1381 1259	1258 1218	1278 1188	1295 1156	1312 1287	1138	1277 1175
.25																														
.10																														

AGE

OCCUPATIONAL GROUP NUCLEAR OR REACTOR ENG SUPERVISORY
ALL SERVICES- 1 ARMY- 1 NAVY- 0 AIR FORCE- 0
NO DEGREE- 1

	20	21	22	23	24	25	26	27	28	29	30	31	32	33	34	35	36 37	38 39	40 41	42 43	44 45	46 47	48 49	50 51	52 53	54 55	56 60	61 65	66 99	
SUM																							1							1
PER CENT																							100							
MEAN																							1175							1175
0.90																														
0.75																														
0.50																							1175							1175
0.25																														
0.10																														

AGE

OCCUPATIONAL GROUP PHYSICS & ASTRONOMY SUPERVISORY
ALL SERVICES- 174 ARMY- 87 NAVY- 63 AIR FORCE- 24
NO DEGREE- 174

	20	21	22	23	24	25	26	27	28	29	30	31	32	33	34	35	36 37	38 39	40 41	42 43	44 45	46 47	48 49	50 51	52 53	54 55	56 60	61 65	66 99	
SUM																1	3	3	4	4	11	20	19	22	19	18	38	18	2	174
PER CENT																	2	4	6	8	14	26	37	56	68	71	93	98	100	
MEAN																1475	1291	1350	1462	1475	1475	1477	1396	1472	1583	1563	1542	1550	1700	1496
0.90																	1612	1462	1458	1656	1722 1662	1750 1650	1627 1556	1695 1612	2082 1631	1910 1675	1910 1725	1853 1725		1770 1635
0.75																														
0.50																1475	1225	1425	1425	1400	1587	1425	1353	1433	1475	1575	1552	1458	1700	1481
0.25																	1037	1187	1400	1750	1187 1125	1333 1270	1245 1057	1365 1260	1359 1197	1462 1240	1337 1258	1362 1300		1353 1218
0.10																														
	20	21	22	23	24	25	26	27	28	29	30	31	32	33	34	35	36 37	38 39	40 41	42 43	44 45	46 47	48 49	50 51	52 53	54 55	56 60	61 65	66 99	

AGE

OCCUPATIONAL GROUP CHEMISTRY SUPERVISORY
ALL SERVICES- 25 ARMY- 15 NAVY- 5 AIR FORCE- 5
NO DEGREE- 25

	20	21	22	23	24	25	26	27	28	29	30	31	32	33	34	35	36 37	38 39	40 41	42 43	44 45	46 47	48 49	50 51	52 53	54 55	56 60	61 65	66 99	
SUM												1				1	1	2		2	4	6	1	3	1	1	1	1		25
PER CENT												4				8	12	20		28	44	68	72	84	88	92	96	100		
MEAN												1225				1275	1125	1300		1175	1475	1416	1625	1525	1775	1575	1875	1225		1425
0.90																					1675			1662						1675
0.75																					1675	1575								1689
0.50												1225				1275	1125	1300		1175	1450 1300	1475 1225	1625	1625 1287	1775	1575	1875	1225		1425 1243
0.25																														
0.10																														1137
	20	21	22	23	24	25	26	27	28	29	30	31	32	33	34	35	36 37	38 39	40 41	42 43	44 45	46 47	48 49	50 51	52 53	54 55	56 60	61 65	66 99	

AGE

OCCUPATIONAL GROUP ATML EARTH SEA SPACE SCI SUPERVISORY
ALL SERVICES- 6 ARMY- 5 NAVY- 1 AIR FORCE- 0
NO DEGREE- 6

	20	21	22	23	24	25	26	27	28	29	30	31	32	33	34	35	36 37	38 39	40 41	42 43	44 45	46 47	48 49	50 51	52 53	54 55	56 60	61 65	66 99	
SUM																						1		2			2	1		6
PER CENT																						16		50			83	100		
MEAN																						1125		1600			1300	1525		1408
0.90																														
0.75																														1525
0.50																						1125		1600			1300	1525		1357
0.25																														1137
0.10																														
	20	21	22	23	24	25	26	27	28	29	30	31	32	33	34	35	36 37	38 39	40 41	42 43	44 45	46 47	48 49	50 51	52 53	54 55	56 60	61 65	66 99	

AGE

OCCUPATIONAL GROUP — BIOLOGY AND AGRICULTURE — SUPERVISORY
ALL SERVICES- 9 ARMY- 5 NAVY- 2 AIR FORCE- 2
NO DEGREE- 9

	20	21	22	23	24	25	26	27	28	29	30	31	32	33	34	35	36 37	38 39	40 41	42 43	44 45	46 47	48 49	50 51	52 53	54 55	56 60	61 65	66 99
SUM																					1	1	1	3	1		2		9
PER CENT																					11	22	33	66	77		100		
MEAN																					1325	1375	1375	1358	1175		1325		1338
0.90																													1455
0.75																								1462					1393
0.50																					1325	1375	1375	1325	1175		1325		1337
0.25																								1287					1262
0.10																													1195

AGE

OCCUPATIONAL GROUP — ALL OTHER ENGINEERING — SUPERVISORY
ALL SERVICES- 2 ARMY- 1 NAVY- 1 AIR FORCE- 0
NO DEGREE- 2

	20	21	22	23	24	25	26	27	28	29	30	31	32	33	34	35	36 37	38 39	40 41	42 43	44 45	46 47	48 49	50 51	52 53	54 55	56 60	61 65	66 99
SUM																								1			1		2
PER CENT																								50			100		
MEAN																								1025			1875		1450
0.90																													
0.75																													
0.50																								1025			1875		1450
0.25																													
0.10																													

AGE

OCCUPATIONAL GROUP — MATHEMATICS + STATISTICS — SUPERVISORY
ALL SERVICES- 8 ARMY- 6 NAVY- 0 AIR FORCE- 2
NO DEGREE- 8

	20	21	22	23	24	25	26	27	28	29	30	31	32	33	34	35	36 37	38 39	40 41	42 43	44 45	46 47	48 49	50 51	52 53	54 55	56 60	61 65	66 99
SUM											1			1						2	1	2					1		8
PER CENT											12			25						50	62	87					100		
MEAN											1075			1375						1525	1625	1525					1375		1431
0.90																													1616
0.75																													1425
0.50											1075			1375						1525	1625	1525					1275		1388
0.25																													
0.10																													

AGE

OCCUPATIONAL GROUP — OTHER SPECIALTIES — SUPERVISORY
ALL SERVICES- 100 ARMY- 62 NAVY- 28 AIR FORCE- 10
NO DEGREE- 100

	20	21	22	23	24	25	26	27	28	29	30	31	32	33	34	35	36 37	38 39	40 41	42 43	44 45	46 47	48 49	50 51	52 53	54 55	56 60	61 65	66 99
SUM														1			2	1	6	4	5	6	10	10	11	13	15	6	2	100
PER CENT														1			3	4	12	16	21	27	37	53	64	77	92	98	100	
MEAN														1525			1075	1375	1231	1250	1305	1300	1505	1475	1347	1544	1545	1375	1575	1427
0.90																							1820	1910	1695	1735	1975			1783
0.75																			1360	1300	1387	1425	1625	1660	1462	1668	1820	1475		1575
0.50														1525			1075	1375	1200	1200	1287	1300	1375	1450	1362	1437	1425	1300	1575	1375
0.25																			1166	1175	1250	1125	1275	1250	1143	1378	1343	1262		1253
0.10																							1125	1210	1102	1315	1225			1161

AGE

FUNCTION RESEARCH NON-SUPERVISORY
ALL SERVICES- 106 ARMY- 62 NAVY- 18 AIR FORCE- 26
NO DEGREE- 106

	20	21	22	23	24	25	26	27	28	29	30	31	32	33	34	35	36	37	38	39	40	41	42	43	44	45	46	47	48	49	50	51	52	53	54	55	56	60	61	65	66	99	
SUM		1		2					3		2	4	1	1	3	3	1	3	10	3	8	11	6	11	7	5	14	5	2	106	
PER CENT				2					5		7	11	12	13	16	18	19	22	32	34	42	52	58	68	75	80	93	98	100		
MEAN		475		800					808		950	987	975	1225	1025	1091	1025	1191	1120	1091	1437	1334	1233	1229	1160	1175	1250	1255	1325	1183	
0.90																			1350			1495		1595			1430			1444	
0.75									962			1100			1112	1212		1362	1275	1212	1450	1387	1237	1462	1231	1268	1381	1287		1343	
0.50		475		800					825		950	1000	975	1225	1025	1125	1025	1175	1166	1075	1350	1325	1200	1141	1175	1225	1300	1237	1325	1198	
0.25									637			800			937	937		1037	825	987	1250	1243	1175	943	993	1112	1287	1206		1031	
0.10																			775			1202		902			1020			845	

AGE

FUNCTION DEVELOPMENT NON-SUPERVISORY
ALL SERVICES- 600 ARMY- 224 NAVY- 205 AIR FORCE- 171
NO DEGREE- 600

	20	21	22	23	24	25	26	27	28	29	30	31	32	33	34	35	36	37	38	39	40	41	42	43	44	45	46	47	48	49	50	51	52	53	54	55	56	60	61	65	66	99	
SUM			4	3		1	6	6	6	3	4	3	4	5	6	3	15	23	44	28	35	42	49	65	59	42	96	52	16	600	
PER CENT				1		1	2	3		4	5		6	.7	8	9	11	15	19	24	29	36	45	55	65	72	88	97	100		
MEAN			662	708		975	866	875	891	1125	1062	988	1187	1085	1041	1075	1178	1081	1156	1200	1226	1233	1218	1298	1298	1305	1324	1266	1237	1276	
0.90																	1337	1283	1330	1392	1391	1430	1427	1491	1505	1478	1492	1495	1478	1445	
0.75			775	762			975	962	975	1262	1225	962	1200	1218	1137	1212	1237	1162	1250	1300	1362	1295	1334	1384	1382	1415	1400	1371	1300	1355	
0.50			650	725		975	850	850	900	1125	950	887	1175	1087	1000	1025	1175	1075	1142	1200	1212	1200	1197	1284	1263	1337	1296	1262	1237	1230	
0.25			500	637			762	812	825	987	900	868	1150	1056	962	987	1121	984	1100	1150	1126	1152	1104	1201	1167	1191	1205	1166	1175	1121	
0.10																	1075	865	1066	940	1075	1080	995	1105	1079	1086	1111	1040	990	971	

AGE

FUNCTION TEST AND EVALUATION NON-SUPERVISORY
ALL SERVICES- 181 ARMY- 78 NAVY- 66 AIR FORCE- 37
NO DEGREE- 181

	20	21	22	23	24	25	26	27	28	29	30	31	32	33	34	35	36	37	38	39	40	41	42	43	44	45	46	47	48	49	50	51	52	53	54	55	56	60	61	65	66	99	
SUM							1	2	2	1		2	1		3	2	3	5	10	14	13	16	16	23	14	13	27	12	1	181	
PER CENT								1	2	3			4		6	7	9	12	17	25	32	41	50	62	70	77	92	99	100		
MEAN							725	850	875	925		1000	1075		1041	1075	1125	1095	1090	1132	1132	1209	1159	1218	1217	1267	1210	1233	1025	1169	
0.90																			1250	1290	1285	1520	1410	1378	1340	1535	1365	1297		1371	
0.75															1162		1212	1093	1193	1195	1218	1300	1325	1287	1291	1337	1290	1275		1271	
0.50							725	850	875	925		1000	1075		1225	1075	1175	1062	1162	1160	1125	1200	1166	1237	1225	1225	1225	1233	1025	1182	
0.25															937		987	1012	1012	1025	1031	1050	1050	1121	1168	1154	1121	1183		1071	
0.10																			750	960	965	1010	780	1071	1035	1107	1061	1153		963	

AGE

FUNCTION RESEARCH NON-SUPERVISORY
ALL SERVICES- 2277 ARMY- 1037 NAVY- 906 AIR FORCE- 334
BACHELORS- 2277

SUM	165	161	123	133	114	140	118	121	97	100	96	77	68	44	47	44	131	167	68	23	43	43	37	34	26	17	32	5	3	2277
PER CENT	7	14	19	25	30	36	41	47	51	55	60	63	66	68	70	72	78	85	88	89	91	93	94	96	97	98		99	100	
MEAN	742	771	833	887	932	973	1024	1051	1081	1120	1148	1195	1181	1156	1240	1193	1191	1246	1240	1211	1294	1328	1310	1210	1325	1339	1293	1359	1911	1057
0.90	795	842	978	999	1077	1128	1146	1199	1210	1275	1328	1360	1369	1378	1507	1398	1379	1410	1410	1435	1517	1595	1957	1480	1465	1765	1570			1359
0.75	778	823	892	979	999	1078	1115	1135	1138	1217	1278	1313	1284	1325	1342	1368	1285	1357	1364	1312	1414	1420	1381	1325	1408	1396	1433	1287	1267	1219
0.50	750	788	830	847	962	991	1038	1096	1104	1138	1165	1222	1194	1161	1258	1250	1194	1260	1237	1168	1289	1331	1245	1183	1350	1337	1262	1225	1175	1067
0.25	701	745	783	810	841	883	960	985	1017	1072	1050	1112	1109	1020	1141	1100	1103	1141	1155	1095	1162	1147	1148	1055	1143	1226	1137	1162	1157	849
0.10	615	627	702	729	795	768	841	842	945	930	920	978	978	961	985	785	995	992	1040	1032	1055	1022	1028	985	1080	985	980			756
	0	1	2	3	4	5	6	7	8	9	10	11	12	13	14	15	16 17	18 19	20 21	22 23	24 25	26 27	28 29	30 31	32 33	34 35	36 40	41 45	46 99	

YEARS SINCE FIRST DEGREE

FUNCTION DEVELOPMENT NON-SUPERVISORY
ALL SERVICES- 6645 ARMY- 2373 NAVY- 2838 AIR FORCE- 1434
BACHELORS- 6645

SUM	455	414	397	371	332	367	345	401	381	256	321	177	146	137	127	130	482	479	168	48	86	134	134	108	97	75	110	32	15	6645
PER CENT	6	13	19	24	29	35	40	46	52	55	60	63	65	67	69	71	77	84	87	88	89	91	93	95	96	97		99	100	
MEAN	737	796	876	932	990	1033	1059	1112	1136	1162	1197	1218	1210	1249	1263	1286	1297	1286	1294	1306	1341	1340	1312	1328	1389	1330	1239	1115	1104	
0.90	795	844	988	1013	1095	1137	1175	1234	1271	1313	1341	1355	1395	1374	1430	1456	1446	1500	1482	1580	1598	1625	1646	1585	1580	1593	1533	1470	1262	1384
0.75	780	826	963	986	1062	1102	1131	1158	1219	1242	1293	1291	1328	1309	1369	1367	1381	1387	1386	1400	1411	1465	1443	1455	1462	1452	1430	1350	1220	1260
0.50	756	797	851	962	988	1042	1082	1120	1135	1154	1210	1192	1203	1196	1237	1260	1296	1301	1279	1300	1294	1330	1307	1300	1322	1289	1328	1252	1137	1115
0.25	642	763	814	848	958	978	993	1063	1094	1174	1133	1121	1122	1170	1141	1158	1178	1181	1166	1140	1189	1265	1192	1156	1192	1155	1203	1150	1037	962
0.10	613	725	773	806	843	898	936	978	1000	1019	1088	1037	1028	1040	1077	1066	1088	1103	1055	1046	1060	1088	1064	1010	1085	1225	1100	1025	887	786
	0	1	2	3	4	5	6	7	8	9	10	11	12	13	14	15	16 17	18 19	20 21	22 23	24 25	26 27	28 29	30 31	32 33	34 35	36 40	41 45	46 99	

YEARS SINCE FIRST DEGREE

FUNCTION TEST AND EVALUATION NON-SUPERVISORY
ALL SERVICES- 2519 ARMY- 975 NAVY- 1154 AIR FORCE- 390
BACHELORS- 2519

SUM	236	230	195	177	169	162	119	124	118	100	91	76	57	56	48	37	124	138	51	13	23	28	35	24	15	25	35	11	2	2519
PER CENT	9	18	26	33	39	46	51	56	60	64	68	71	73	75	77	79	84	89	91	92	93	94	95	96	97	98		99	100	
MEAN	725	788	866	918	950	1013	1048	1075	1108	1143	1162	1145	1169	1238	1157	1223	1210	1234	1248	1132	1153	1230	1270	1233	1281	1261	1215	1134	1275	1025
0.90	792	842	988	996	1082	1135	1146	1185	1241	1295	1318	1335	1376	1397	1336	1435	1398	1423	1415	1335	1335	1560	1587	1580	1625	1662	1425	1322		1310
0.75	776	824	963	981	996	1100	1118	1137	1175	1234	1251	1278	1317	1359	1258	1346	1345	1354	1340	1243	1254	1350	1437	1366	1337	1395	1370	1251		1160
0.50	750	793	843	956	971	1025	1063	1106	1117	1176	1166	1159	1189	1258	1168	1288	1218	1226	1204	1162	1165	1220	1208	1166	1241	1225	1212	1087	1275	1021
0.25	643	761	807	836	864	965	991	1025	1041	1081	1107	1033	1106	1137	1070	1107	1100	1128	1096	981	1068	1115	1117	1066	1145	1104	1071	1029		833
0.10	615	713	753	805	823	831	899	930	978	992	988	957	996	1045	972	1057	982	1021	1031	832	965	972	1012	973	1038	975	975	1001		761
	0	1	2	3	4	5	6	7	8	9	10	11	12	13	14	15	16 17	18 19	20 21	22 23	24 25	26 27	28 29	30 31	32 33	34 35	36 40	41 45	46 99	

YEARS SINCE FIRST DEGREE

FUNCTION — RESEARCH — NON-SUPERVISORY
ALL SERVICES- 1289 ARMY- 486 NAVY- 553 AIR FORCE- 250
MASTERS- 1282

SUM	1	19	38	66	88	61	63	82	88	74	68	48	52	41	44	34	77	117	46	16	31	34	36	28	21	10	30	11	1	1289
PER CENT		1	4	9	14	19	24	30	37	42	48	51	55	58	61	64	70	79	83	84	86	89	92	94	95	96		99	100	
MEAN	1225	775	838	881	925	984	998	1055	1113	1118	1150	1167	1210	1183	1246	1241	1275	1272	1302	1225	1315	1307	1245	1233	1465	1255	1395	1311	1175	1144	
0.90		845	970	981	1044	1129	1144	1221	1242	1290	1315	1360	1386	1495	1438	1397	1478	1515	1573	1439	1645	1730	1444	1480	945	1700	1650	1545			1416
0.75		829	875	968	993	1044	1185	1138	1187	1206	1263	1300	1354	1321	1366	1365	1377	1402	1441	1390	1456	1387	1350	1350	1593	1575	1558	1431			1288
0.50	1225	802	871	879	963	936	1008	1062	1125	1125	1141	1200	1220	1168	1270	1264	1280	1281	1250	1350	1360	1225	1225	1200	1431	1150	1350	1287	1175		1134
0.25		745	782	822	845	958	897	988	1050	1046	1075	1083	1100	1022	1140	1111	1164	1151	1168	1000	1221	1153	1100	1075	1256	941	1212	1118			987
0.10		597	735	746	795	821	794	877	975	885	963	883	1015	985	1020	1006	1047	1027	1040	790	855	1023	976	995	1163	916	1100	1077			839

0 1 2 3 4 5 6 7 8 9 10 11 12 13 14 15 16 17 18 19 20 21 22 23 24 25 26 27 28 29 30 31 32 33 34 35 36 40 41 45 46 99

YEARS SINCE FIRST DEGREE

FUNCTION — DEVELOPMENT — NON-SUPERVISORY
ALL SERVICES- 1524 ARMY- 438 NAVY- 858 AIR FORCE- 736
MASTERS- 1524

SUM	1	35	48	81	115	96	124	98	86	86	66	58	37	31	44	28	77	94	63	20	35	35	37	38	22	21	34	20	2	1524
PER CENT		2	5	10	18	24	32	39	44	50	54	58	60	62	65	67	72	78	82	83	86	88	91	93	94	96	98	99	100	
MEAN	825	803	848	900	991	1028	1080	1091	1134	1165	1234	1203	1219	1213	1242	1266	1296	1323	1291	1297	1335	1325	1393	1455	1375	1429	1361	1345	1775	1164	
0.90		84	980	995	1117	1146	1220	1217	1286	1314	1430	1362	1407	1472	1390	1520	1471	1582	1608	1600	1641	1575	1707	1770	1630	1695	1730	1725			1441
0.75		83	50	979	1069	1113	1145	1139	1229	1243	1320	1303	1321	1312	1362	1383	1403	1425	1403	1400	1504	1392	1495	1575	1541	1579	1575	1550			1309
0.50	825	81	827	952	986	12	1101	1113	1136	1150	1227	1200	1193	1228	1250	1237	1325	1352	1270	1283	1325	1356	1393	1430	1350	1387	1366	1316	775		1138
0.25		801	805	825	955		1000	1040	1075	1103	1138	1113	1118	1095	1162	1150	1187	1195	1146	1150	1162	1195	1237	1345	1258	1331	1125	1200			994
0.10		762	765	776	843	75	951	962	966	996	1036	1058	1042	1018	992	1045	1035	1102	1023	966	1025	1108	1092	1095	1105	1105	956	1016			861

0 1 2 3 4 5 6 7 8 9 10 11 12 13 14 15 16 17 18 19 20 21 22 23 24 25 26 27 28 29 30 31 32 33 34 35 36 40 41 45 46 99

YEARS SINCE FIRST DEGREE

FUNCTION — TEST AND EVALUATION — NON-SUPERVISORY
ALL SERVICES- 268 ARMY- 89 NAVY- 125 AIR FORCE- 54
MASTERS- 268

SUM	1	7	10	18	19	4	20	18	8	12	10	4	7	9	4	10	20	23	15	1		6	7	8	7	4	11	3	2	268
PER CENT		2	6	13	20	22	29	36	39	43	47	48	51	54	56	60	67	76	81	82		84	86	89	92	94	98	99	100	
MEAN	825	796	820	858	983	1050	997	1065	1108	1154	1160	1075	1146	1230	1212	1250	1222	1270	1361	1275		1266	1246	1312	1389	1200	1397	1208	775	1131	
0.90			983	977	1027		1116	1186		1280	1420			1405		1400	1400	1577	1775												
0.75		837	958	937	982	1175	1066	1135	1250	1250	1325	1175		1368	1300	1375	1325	1381	1420			1412	1281	1450	1712	1438	1695	1612	1462		1425
0.50	825	808	833	850	912	1000	1010	1275	1150	1150	1150	1000		1275	1150	1250	1200	1245	1325	1275		1250	1225	1250	1325	1100	1498	1175	775		1278
0.25		768	775	805	822	900	960	1076	1100	1050	1100	975	1037	1106	1125	1112	1116	1143	1145			1137	1087	1150	1197	900	1262	987			1119
0.10			575	740	795		850	963		1005	1100	775		1022		1025	1066	1015	1100								1105				973
																															818

0 1 2 3 4 5 6 7 8 9 10 11 12 13 14 15 16 17 18 19 20 21 22 23 24 25 26 27 28 29 30 31 32 33 34 35 36 40 41 45 46 99

YEARS SINCE FIRST DEGREE

FUNCTION RESEARCH NON-SUPERVISORY
ALL SERVICES- 839 ARMY- 303 NAVY- 377 AIR FORCE- 159
DOCTORATE- 839

SUM		1		1	16	24	42	46	43	45	48	39	44	36	34	30	67	70	57	20	24	22	16	16	9	10	45	15	11	839
PER CENT					2	5	10	15	20	25	31	36	41	45	49	53	61	69	76	79	81	84	86	88	89	91	96	98	100	
MEAN		1075		825	1090	1089	1076	1132	1163	1187	1230	1240	1277	1306	1350	1350	1381	1420	1445	1443	1481	1631	1575	1584	1480	1672	1696	1558	1615	1346
0.90					1185	1260	1185	1243	1335	1337	1360	1501	1436	1506	1590	1590	1605	1650	1707	1850	1830	1800	1970	1920	1705	2280	2237	1925	1945	1687
0.75					1133	1137	1120	1214	1228	1262	1386	1315	1346	1425	1475	1441	1470	1578	1592	1600	1600	1812	1850	1750	1587	2025	1943	1662	1862	1478
0.50		1075		825	1042	1062	1066	1142	1152	1210	1230	1221	1303	1312	1316	1350	1362	1407	1397	1400	1420	1637	1616	1550	1437	1550	1662	1537	1625	1295
0.25					1014	1022	1028	1047	1067	1102	1140	1119	1208	1210	1225	1218	1248	1255	1294	1225	1283	1475	1300	1416	1381	1375	1415	1395	1334	1154
0.10					990	1002	1007	1013	1016	1031	1048	1074	1070	1043	1140	1125	1147	1187	1211	1050	1185	1380	1130	1280	1295	1045	1275	1358	1255	1044

																	16	18	20	22	24	26	28	30	32	34	36	41	46	
	0	1	2	3	4	5	6	7	8	9	10	11	12	13	14	15	17	19	21	23	25	27	29	31	33	35	40	45	99	

YEARS SINCE FIRST DEGREE

FUNCTION DEVELOPMENT NON-SUPERVISORY
ALL SERVICES- 176 ARMY- 65 NAVY- 78 AIR FORCE- 33
DOCTORATE- 176

SUM	1			2	6	9	8	12	6	10	7	7	6	6	5	7	15	9	9	5	6	6	4	5	1	6	9	6	3	176
PER CENT				1	5	10	14	21	25	30	34	38	42	45	48	52	60	65	71	73	77	80	82	85	86	89	94	98	100	
MEAN	1425			1125	1188	1191	1112	1087	1125	1220	1189	1296	1166	1466	1305	1175	1365	1436	1388	1545	1383	1588	1462	1445	1675	1550	1402	1691	1391	1317
0.90						1755		1170		1450							1562	2455	1605								1588			1591
0.75					1212	1237	1175	1133	1175	1287	1262	1337	1225	1525	1387	1231	1431	1345	1579	1737	1437	1575	1500	1443		1575	1571	1975	1512	1427
0.50	1425			1125	1050	1125	1100	1083	1125	1225	1212	1300	1175	1.30	1287	1175	1375	1308	1375	1387	1400	1400	1300	1412	1675	1450	1475	1583	1375	1278
0.25					1012	1037	1033	1037	1025	1087	1118	1218	1125	1275	1256	1118	1287	1231	1212	1356	1275	1325	1275	1362		1375	1220	1558	1287	1143
0.10						1015		1015		1050							1175	1195	1395								1195			1042

																	16	18	20	22	24	26	28	30	32	34	34	41	46	
	0	1	2	3	4	5	6	7	8	9	10	11	12	13	14	15	17	19	21	23	25	27	29	31	33	35	4	45	99	

YEARS SINCE FIRST DEGREE

FUNCTION TEST AND EVALUATION NON-SUPERVISORY
ALL SERVICES- 18 ARMY- 6 NAVY- 11 AIR FORCE- 1
DOCTORATE- 18

SUM					1		1					3	1				2	1	1	1		1			1		2	1	2	18
PER CENT					5		11					27	33				44	50	55	61		66			72		83	88	100	
MEAN					1075		1025					1075	825				1100	1225	1475	1575		1075			1475		1525	2475	1475	1311
0.90																													1814	
0.75												1162																	1487	
0.50					1025		1025					1037	825				1100	1225	1475	1575		1075			1475		1525	2475	1475	1175
0.25												1018																	1035	
0.10																													1008	

																	16	18	20	22	24	26	28	30	32	34	36	41	46	
	0	1	2	3	4	5	6	7	8	9	10	11	12	13	14	15	17	19	21	23	25	27	29	31	33	35	40	45	99	

YEARS SINCE FIRST DEGREE

FUNCTION RESEARCH NON-SUPERVISORY
ALL SERVICES- 22 ARMY- 16 NAVY- 5 AIR FORCE- 1
MD/DDS/DVM- 22

	0	1	2	3	4	5	6	7	8	9	10	11	12	13	14	15	16 17	18 19	20 21	22 23	24 25	26 27	28 29	30 31	32 33	34 35	36 40	41 45	46 99	
SUM						1		1		1	3	3	2		1	2	2	2		2			1	1					22
PER CENT						4		9		13	27	40	50		54	63	72	81		90			95	100					
MEAN						1025		1225		825	1191	1125	900		1925	1300	1525	1550		1550			1875	1375					1311
0.90											1612	1212																	1795
0.75											1275	1125																	1575
0.50						1025		1225		825			900		1925	1300	1525	1550		1550			1875	1375					1300
0.25											687	1037																	1041
0.10																													810

YEARS SINCE FIRST DEGREE

FUNCTION DEVELOPMENT NON-SUPERVISORY
ALL SERVICES- 4 ARMY- 2 NAVY- 1 AIR FORCE- 1
MD/DDS/DVM- 4

	0	1	2	3	4	5	6	7	8	9	10	11	12	13	14	15	16 17	18 19	20 21	22 23	24 25	26 27	28 29	30 31	32 33	34 35	36 40	41 45	46 99	
SUM						1		1									2													4
PER CENT						25		50									100													
MEAN						1075		1225									1475													1312
0.90																													1400	
0.75																													1250	
0.50						1075		1225									1475												1100	
0.25																														
0.10																														

YEARS SINCE FIRST DEGREE

FUNCTION TEST AND EVALUATION NON-SUPERVISORY
ALL SERVICES- 3 ARMY- 3 NAVY- 0 AIR FORCE- 0
MD/DDS/DVM- 3

	0	1	2	3	4	5	6	7	8	9	10	11	12	13	14	15	16 17	18 19	20 21	22 23	24 25	26 27	28 29	30 31	32 33	34 35	36 40	41 45	46 99	
SUM	1																				1						1			3
PER CENT	33																				66						100			
MEAN	625																				1125						1625			1125
0.90																													1612	
0.75																													1125	
0.50	625																				1125						1625			
0.25																													637	
0.10																														

YEARS SINCE FIRST DEGREE

FUNCTION — RESEARCH — NON-SUPERVISORY

ALL SERVICES- 4427 — ARMY- 1844 — NAVY- 1841 — AIR FORCE- 744

TOT DEGREE- 4427 — MD/DDS/DVM- 22 — DOCTORATE- 839 — MASTERS- 1289 — BACHELORS- 2277

	0	1	2	3	4	5	6	7	8	9	10	11	12	13	14	15	16 17	18 19	20 21	22 23	24 25	26 27	28 29	30 31	32 33	34 35	36 40	41 45	46 99	
SUM	166	181	161	208	198	235	224	249	221	219	213	159	167	123	129	109	277	356	173	59	100	99	89	78	57	45	108	31	15	4427
PER CENT	3	7	11	15	20	25	30	36	41	46	50	54	58	61	63	66	72	80	84	85	88	90	92	94	95	96	98	99	100	
MEAN	745	773	834	885	942	988	1026	1067	1109	1133	1166	1199	1214	1205	1272	1268	1261	1291	1336	1292	1351	1388	1331	1295	1410	1453	1490	1418	1501	1138
0.90	796	843	978	996	1083	1136	1149	1223	1245	1288	1331	1377	1398	1457	1529	1505	1474	1567	1605	1605	1633	1802	1852	1680	1865	2225	2002	1795	1925	1439
0.75	779	824	891	975	1011	1079	1113	1145	1168	1227	1279	1311	1325	1354	1371	1380	1370	1396	1448	1410	1443	1587	1417	1437	1496	1668	1675	1562	1812	1293
0.50	750	790	828	883	968	998	1040	1098	1118	1148	1177	1218	1232	1198	1276	1279	1249	1289	1317	1287	1353	1364	1262	1260	1391	1375	1412	1393	1475	1130
0.25	701	746	783	815	849	950	969	1003	1037	1078	1077	1108	1128	1041	1158	1139	1151	1169	1197	1114	1218	1172	1155	1089	1215	1282	1258	1237	1193	972
0.10	616	627	718	735	801	797	839	886	970	968	962	998	1013	966	881	979	1041	1034	1093	998	1058	1040	1015	1005	1121	975	1106	1101	1125	795

YEARS SINCE FIRST DEGREE

FUNCTION — DEVELOPMENT — NON-SUPERVISORY

ALL SERVICES- 8349 — ARMY- 2878 — NAVY- 3767 — AIR FORCE- 1704

TOT DEGREE- 8349 — MD/DDS/DVM- 4 — DOCTORATE- 176 — MASTERS- 1524 — BACHELORS- 6645

	0	1	2	3	4	5	6	7	8	9	10	11	12	13	14	15	16 17	18 19	20 21	22 23	24 25	26 27	28 29	30 31	32 33	34 35	36 40	41 45	46 99	
SUM	457	449	445	454	453	473	477	512	473	352	394	234	189	174	176	165	494	584	248	73	127	175	175	151	120	102	153	58	20	8349
PER CENT	5	10	16	21	27	32	38	44	50	54	59	61	64	66	68	70	76	83	86	87	88	90	92	94	96	97		99	100	
MEAN	739	797	873	927	992	1031	1065	1107	1135	1165	1215	1201	1217	1220	1248	1259	1298	1304	1291	1312	1318	1344	1354	1352	1339	1348	1341	1322	1221	1119
0.90	795	844	987	999	1100	1141	1193	1230	1275	1315	1347	1358	1395	1380	1413	1456	1454	1525	1556	1617	1612	1615	1656	1629	1608	1622	1605	1638	1308	1395
0.75	781	827	961	985	1064	1105	1135	1149	1220	1244	1295	1297	1323	1315	1367	1365	1385	1398	1392	1418	1424	1457	1461	1495	1479	1482	1464	1462	1250	1272
0.50	757	800	847	961	988	1041	1088	1118	1135	1155	1214	1197	1199	1210	1245	1248	1303	1308	1279	1308	1312	1341	1334	1365	1316	1336	1335	1298	1150	1122
0.25	643	764	813	843	957	975	996	1058	1091	1133	1133	1126	1121	1121	1145	1153	1182	1185	1162	1151	1185	1209	1205	1204	1200	1182	1201	1175	1088	971
0.10	613	728	772	804	844	892	943	976	990	1016	1084	1042	1031	1037	1063	1063	1084	1103	1044	1021	1058	1096	1075	1038	1088	1255	1088	1018	806	888

YEARS SINCE FIRST DEGREE

FUNCTION — TEST AND EVALUATION — NON-SUPERVISORY

ALL SERVICES- 2008 — ARMY- 1073 — NAVY- 1290 — AIR FORCE- 445

TOT DEGREE- 2008 — MD/DDS/DVM- 3 — DOCTORATE- 18 — MASTERS- 268 — BACHELORS- 2519

	0	1	2	3	4	5	6	7	8	9	10	11	12	13	14	15	16 17	18 19	20 21	22 23	24 25	26 27	28 29	30 31	32 33	34 35	36 40	41 45	46 99	
SUM	238	237	205	195	189	166	140	142	126	112	101	83	65	55	53	47	146	162	67	15	24	35	42	32	23	29	49	13	6	2008
PER CENT	8	16	24	31	37	43	48	53	58	62	65	68	71	73	75	77	82	87		88	91	93	94	95	96	97		99	100	
MEAN	725	788	864	912	949	1014	1041	1074	1112	1144	1162	1139	1179	1137	1161	1230	1210	1239	1246	1171	1152	1232	1266	1253	1322	1252	1277	1238	1175	1037
0.90	793	843	986	995	1079	1137	1144	1184	1245	1292	1327	1332	1377	1398	1335	1465	1398	1435	1444	1475	1330	1441	1595	1595	1717	1652	1510	1475		1327
0.75	777	824	962	980	996	1102	1113	1136	1186	1237	1257	1266	1307	1360	1264	1360	1340	1356	1378	1281	1250	1354	1425	1383	1412	1396	1398	1306	1287	1175
0.50	750	794	843	953	969	1025	1053	1104	1118	1137	1166	1155	1171	1260	1168	1218	1213	1230	1232	1187	1160	1220	1212	1187	1287	1225	1275	1162	1150	1036
0.25	643	762	806	833	848	965	985	1019	1045	1079	1107	1027	1092	1131	1086	1108	1101	1138	1113	993	1075	1117	1112	1083	1168	1090	1102	1029	787	839
0.10	614	713	751	802	803	833	885	940	981	995	981	960	981	1037	977	1045	993	1021	1006	837	970	981	1028	977	1105	897	986	987		764

YEARS SINCE FIRST DEGREE

FUNCTION RESEARCH SUPERVISORY
ALL SERVICES- 84 ARMY- 54 NAVY- 20 AIR FORCE- 10
NO DEGREE- 84

	20	21	22	23	24	25	26	27	28	29	30	31	32	33	34	35	36	37	38	39	40	41	42	43	44	45	46	47	48	49	50	51	52	53	54	55	56	60	61	65	66	99	
SUM														1			1	2	1		4	6	9	8	12	10	18	14	4	2	84	
PER CENT														1			2	4	5		10	17	28	38	52	64	76	92	97	100		
MEAN														1125			1275	1175	1425		1325	1388	1386	1418	1350	1420	1450	1439	1487	1325	1389	
0.90																							1685			1545	1550	1660	1888			1643	
0.75																					1450	1387	1568	1458	1500	1487	1562	1625	1600			1500	
0.50														1125	1275	1175	1425				1200	1388	1425	1400	1283	1437	1450	1350	1400	1325	1387	
0.25																					1175	1175	1162	1325	1225	1436	1375	1258	1300			1242	
0.10																							1122		1160	1100	1100	1110				1144	

AGE

FUNCTION DEVELOPMENT SUPERVISORY
ALL SERVICES- 503 ARMY- 291 NAVY- 131 AIR FORCE- 81
NO DEGREE- 503

	20	21	22	23	24	25	26	27	28	29	30	31	32	33	34	35	36	37	38	39	40	41	42	43	44	45	46	47	48	49	50	51	52	53	54	55	56	60	61	65	66	99	
SUM							1			1	2	4	3		3	2	7	8	11	13	33	46	58	68	48	53	105	36	9	503	
PER CENT												1	2		2	3	4	6	8	10	17	26	36	50	59	70	91	98	100		
MEAN							1075			1125	1175	1262	1275		1391	1350	1346	1362	1328	1436	1441	1442	1497	1511	1432	1523	1535	1425	1508	1470	
0.90																					1595	1642	1647	1685	1750	1810	1720	1917	1835	1723	1735	1749	
0.75												1300	1312		1512		1381	1400	1412	1445	1595	1610	1617	1643	1625	1584	1668	1550	1712	1622	
0.50							1075			1125	1175	1250	1275		1375	1350	1337	1366	1287	1393	1396	1416	1400	1458	1410	1458	1503	1408	1487	1426	
0.25												1225	1237		1287		1237	1250	1193	1353	1328	352	1351	1363	1262	1384	1379	1258	1412	1315	
0.10																					1152	1265	1266	1226	1200	1246	1180	1251	1284	1180	1145	1220	

AGE

FUNCTION TEST AND EVALUATION SUPERVISORY
ALL SERVICES- 181 ARMY- 98 NAVY- 64 AIR FORCE- 19
NO DEGREE- 181

	20	21	22	23	24	25	26	27	28	29	30	31	32	33	34	35	36	37	38	39	40	41	42	43	44	45	46	47	48	49	50	51	52	53	54	55	56	60	61	65	66	99	
SUM											1			2			4	6	10	18	11	16	21	27	22	11	27	12	1	181	
PER CENT														1			3	7	12	18	24	33	44	59	71	77	92	99	100		
MEAN											1075			1125			1162	1325	1310	1380	1338	1334	1444	1447	1429	1515	1382	1379	1925	1393	
0.90																					1450	1650	1595	1670	1645	1657	1740	1697	1615	1590		1660	
0.75																	1325	1475	1412	1575	1512	1400	1571	1562	1525	1656	1520	1458		1531	
0.50											1075			1125			1050	1350	1325	1350	1375	1325	1387	1425	1387	1537	1375	1350	1925	1375	
0.25																	1000	1175	1187	1225	1137	1166	1270	1337	1262	1387	1245	1283		1253	
0.10																			1050	1050	1027	1115	1202	1245	1130	1277	1117	1253		1122	

AGE

FUNCTION — RESEARCH — SUPERVISORY
ALL SERVICES- 915 ARMY- 428 NAVY- 359 AIR FORCE- 128
BACHELORS- 915

	0	1	2	3	4	5	6	7	8	9	10	11	12	13	14	15	16 17	18 19	20 21	22 23	24 25	26 27	28 29	30 31	32 33	34 35	36 40	41 45	46 99	
SUM	3	7	8	7	14	22	23	29	41	29	58	28	29	36	29	28	92	100	62	13	37	60	50	24	25	22	25	5	1	915
PER CENT			1	2	4	6	9	12	16	20	26	29	32	36	39	42	52	64	71	72	76	83	88	91	94	96		99	100	
MEAN	1308	889	887	1032	1010	1000	1151	1152	1214	1243	1258	1257	1328	1318	1343	1364	1390	1428	1577	1498	1589	1655	1682	1683	1589	1502	1643	1645	1575	1401
0.90					1132	1195	1247	1288	1349	1377	1512	1460	1551	1528	1568	1598	1637	1760	1940	1835	1987	2008	1975	1995	2212	1695	1975			1835
0.75	1562	1256	975	1081	1186	1112	1212	1242	1310	1287	1387	1327	1395	1392	1421	1329	1578	1578	1756	1637	1795	1881	1887	1958	1887	1625	1843	2068		1583
0.50	1225	825	837	991	1062	908	1128	1146	1228	1246	1262	1288	1329	1325	1312	1380	1375	1387	1577	1525	1686	1650	1650	1640	1525	1508	1641	1575	1575	1364
0.25	1137	637	812	962	968	908	1079	1101	1118	1201	1155	1216	1262	1210	1251	1275	1266	1275	1397	1331	1483	1450	1541	1456	1378	1375	1486	1262		1214
0.10					735	803	1021	945	1063	1123	1018	1070	1145	1148	1173	1048	1105	1147	1268	1215	1217	1250	1308	1285	1237	1253	1325			1057

YEARS SINCE FIRST DEGREE

FUNCTION — DEVELOPMENT — SUPERVISORY
ALL SERVICES- 3895 ARMY- 1717 NAVY- 1487 AIR FORCE- 691
BACHELORS- 3895

	0	1	2	3	4	5	6	7	8	9	10	11	12	13	14	15	16 17	18 19	20 21	22 23	24 25	26 27	28 29	30 31	32 33	34 35	36 40	41 45	46 99	
SUM	8	16	22	42	61	86	100	146	173	134	208	163	146	103	120	116	425	516	232	60	137	237	217	109	91	85	115	31	4	3895
PER CENT			1	2	3	4	6	8	12	16	20	25	29	33	38	39	42	52	66	72	73	77	83	86	91	93	96		99	100
MEAN	975	915	1006	971	1075	1114	1138	1185	1215	1255	1304	1312	1392	1393	1408	1393	1462	1509	1342	1514	1639	1634	1650	1681	1605	1614	1688	1585	1375	1433
0.90		1470	1290	1897	1222	1211	1237	1324	1339	1448	1456	1526	1617	1583	1625	1642	1696	1805	1848	1830	1971	1972	2001	1971	1961	1995	2031	1798		1813
0.75	1100	1050	997	995	1115	1140	1188	1237	1276	1333	1366	1398	1497	1482	1488	1516	1584	1614	1672	1644	1887	1835	1901	1818	1766	1845	1792	1708	1398	1591
0.50	787	812	966	975	1071	1112	1126	1164	1215	1268	1303	1312	1344	1373	1382	1368	1423	1494	1521	1450	1611	1613	1621	1565	1595	1554	1553	1468	1275	1392
0.25	762	750	832	956	986	1069	1087	1114	1138	1185	1225	1195	1276	1306	1303	1272	1354	1376	1388	1355	1445	1458	1447	1390	1414	1416	1375	1355	1256	1247
0.10		638	828	903	959	997	1058	1073	1092	1128	1146	1132	1175	1228	1208	1158	1236	1288	1273	1225	1321	1329	1312	1319	1268	1258	1269	1381		1121

YEARS SINCE FIRST DEGREE

FUNCTION — TEST AND EVALUATION — SUPERVISORY
ALL SERVICES- 1205 ARMY- 594 NAVY- 423 AIR FORCE- 188
BACHELORS- 1205

	0	1	2	3	4	5	6	7	8	9	10	11	12	13	14	15	16 17	18 19	20 21	22 23	24 25	26 27	28 29	30 31	32 33	34 35	36 40	41 45	46 99	
SUM	3	6	8	14	28	29	42	53	69	62	71	37	43	38	37	46	137	164	57	12	36	46	67	24	30	22	22	6	2	1205
PER CENT			1	2	4	6	10	14	20	25	31	34	37	41	44	47	59	72	77	78	81	85	91	93	95	97		99	100	
MEAN	725	816	1018	917	1032	1093	1128	1162	1178	1227	1286	1388	1389	1388	1327	1378	1425	1426	1522	1475	1522	1598	1595	1493	1498	1478	1682	1312	1625	1361
0.90				1898	1100	1277	1226	1298	1292	1348	1473	1465	1545	1587	1621	1581	1657	1704	1915	1798	1910	1940	2003	1736	1656	1778	1945			1679
0.75	781	1275	1175	996	1081	1157	1154	1239	1252	1288	1348	1335	1431	1525	1437	1525	1558	1562	1627	1625	1758	1693	1762	1625	1581	1675	1725	1400		1589
0.50	762	850	950	971	1050	1095	1118	1162	1146	1231	1275	1292	1298	1366	1357	1358	1391	1402	1434	1400	1475	1587	1555	1448	1442	1458	1600	1308	1625	1348
0.25	637	725	850	841	968	1006	1075	1101	1105	1138	1184	1137	1227	1303	1156	1235	1317	1300	1343	1362	1325	1412	1373	1366	1375	1287	1387	1206		1187
0.10				806	858	897	1027	1023	1032	1107	1129	1172	1115	1148	1086	1115	1185	1174	1245	1118	1215	1265	1285	1223	1258	1138	1270			1077

YEARS SINCE FIRST DEGREE

FUNCTION RESEARCH SUPERVISORY
ALL SERVICES- 576 ARMY- 229 NAVY- 245 AIR FORCE- 102
MASTERS- 576

SUM		1		4	5	8	15	19	23	24	19	22	28	28	13	14	45	82	60	24	30	26	29	25	13	13	13	9		576
PER CENT					1	3	5	9	13	17	20	24	27	31	33	35	43	57	68	72	77	82	87	91	93	96	98	100		
MEAN		825		875	965	1081	1145	1153	1207	1179	1309	1281	1348	1320	1448	1392	1442	1565	1548	1581	1606	1721	1635	1669	1636	1586	1628	1688		1460
0.90							1287	1385	1421	1343	1576	1496	1556	1566	1635	1688	1641	1920	1891	1930	1988	2270	1977	2241	2167	1835	2217	2155		1871
0.75				900	995	1150	1212	1227	1287	1275	1412	1346	1458	1425	1579	1587	1576	1810	1675	1641	1675	1958	1793	1887	1787	1768	1937	1818		1623
0.50		825		875	975	1075	1141	1137	1215	1200	1285	1312	1388	1350	1487	1400	1425	1562	1537	1558	1607	1587	1643	1637	1612	1625	1587	1441		1434
0.25				850	954	1008	1079	1093	1118	1140	1218	1288	1258	1225	1312	1175	1315	1379	1387	1416	1479	1506	1412	1456	1512	1381	1381	1404		1248
0.10							987	1022	988	1004	1165	1110	1125	1008	1121	1110	1187	1165	1258	1285	1316	1360	1247	1358	1215	1265	1265	1345		1102

																	16	18	20	22	24	26	28	30	32	34	36	41	46		
	0	1	2	3	4	5	6	7	8	9	10	11	12	13	14	15	17	19	21	23	25	27	29	31	33	35	40	45	99		

YEARS SINCE FIRST DEGREE

FUNCTION DEVELOPMENT SUPERVISORY
ALL SERVICES- 1163 ARMY- 491 NAVY- 457 AIR FORCE- 215
MASTERS- 1163

SUM	1	1	2	7	14	19	26	36	32	47	51	33	41	23	35	35	97	142	96	25	55	64	64	52	43	44	48	3		1163
PER CENT					2	3	6	8	11	15	19	22	26	28	31	34	42	58	66	68	73	78	84	88	92	96	99	100		
MEAN	975	1575	900	982	978	1164	1120	1193	1229	1329	1296	1356	1382	1478	1496	1399	1485	1563	1685	1693	1655	1621	1689	1725	1787	1654	1748	1458		1513
0.90					1130	1238	1244	1258	1345	1457	1448	1585	1569	1735	1812	1582	1678	1892	1908	1975	1980	2040	2040	2038	2464	2068	2650			1929
0.75				992	1081	1203	1205	1231	1283	1407	1368	1459	1497	1556	1573	1512	1592	1675	1775	1989	1862	1850	1925	1930	2083	1933	2025	1562		1662
0.50	975	1575	900	975	987	1135	1120	1208	1230	1288	1306	1365	1379	1468	1475	1372	1469	1568	1606	1725	1625	1600	1616	1710	1825	1650	1666	1425		1470
0.25				957	875	1084	1045	1096	1175	1222	1222	1248	1303	1371	1369	1319	1376	1379	1438	1454	1525	1420	1440	1533	1487	1416	1475	1387		1308
0.10					735	1047	1006	1064	1077	1164	1131	1157	1201	1282	1318	1258	1283	1351	1326	1415	1290	1235	1360	1415	1327	1235	1388			1157

																	16	18	20	22	24	26	28	30	32	34	36	41	46		
	0	1	2	3	4	5	6	7	8	9	10	11	12	13	14	15	17	19	21	23	25	27	29	31	33	35	40	45	99		

YEARS SINCE FIRST DEGREE

FUNCTION TEST AND EVALUATION SUPERVISORY
ALL SERVICES- 233 ARMY- 91 NAVY- 72 AIR FORCE- 70
MASTERS- 233

SUM	1		2	1	5	2	5	4	6	6	5	3	6	9	15	3	25	40	17	4	9	12	10	10	11	6	9	7		233
PER CENT				1	3	4	5	8	11	13	15	17	19	23	30	31	42	59	66	68	72	77	81	85	90	93	96	100		
MEAN	1075		1100	975	1215	1075	1095	1162	1208	1383	1425	1250	1383	1425	1451	1658	1473	1549	1641	1525	1663	1650	1455	1700	1715	1591	1569	1589		1497
0.90														1805	1675		1812	1850	1915		1955	2270	1650	2025	1995		2385			1897
0.75					1237		1193	1233	1275	1441	1487	1362	1525	1537	1556	1812	1637	1675	1818	1600	1887	1950	1612	1987	1787	1912	1587	1831		1688
0.50	1075		1100	975	1075	1075	1162	1216	1200	1416	1337	1275	1358	1425	1465	1587	1437	1570	1662	1400	1641	1650	1400	1650	1725	1628	1425	1725		1469
0.25					962		1112	1080	1137	1325	1306	1137	1237	1320	1368	1568	1306	1400	1381	1300	1604	1300	1358	1437	1529	1187	1370	1193		1296
0.10														1045	1275		1200	1250	1285		1295	1010	1100	1300	1501		1195			1123

																	16	18	20	22	24	26	28	30	32	34	36	41	46		
	0	1	2	3	4	5	6	7	8	9	10	11	12	13	14	15	17	19	21	23	25	27	29	31	33	35	40	45	99		

YEARS SINCE FIRST DEGREE

FUNCTION — RESEARCH — SUPERVISORY

ALL SERVICES- 793 ARMY- 342 NAVY- 275 AIR FORCE- 176

DOCTORATE- 793

	0	1	2	3	4	5	6	7	8	9	10	11	12	13	14	15	16	17	18	19	20	21	22	23	24	25	26	27	28	29	30	31	32	33	34	35	36	40	41	45	46	99
SUM																																									
													1	2	5	5	10	19	32	22	26	21	33	33	64	103	82	35	52	41	32	39	30	24	42	26	6	793
PER CENT																																										
													1	1	1	1	3	6	10	13	16	19	23	27	35	48	58	63	69	74	79	83	87	90	95	99	100	
MEAN													1025	1275	1265	1315	1266	1381	1339	1327	1394	1491	1458	1538	1548	1617	1633	1687	1852	1882	1837	1951	1926	2047	1964	1942	1683	1663	
0.90																	1588	1477	1578	1640	1598	1815	1597	1783	1832	1888	1948	2062	2196	2470	2468	2461	2475	2476	2473	2456		2176
0.75															1437	1387	1425	1420	1500	1437	1495	1579	1537	1629	1725	1796	1839	1878	1983	2118	2050	2232	2225	2100	2225	2162	1925	1874
0.50											1025	1275	1041	1287	1212	1268	1300	1300	1425	1515	1456	1512	1566	1579	1588	1686	1856	1856	1750	1925	1912	2016	1930	1925	1688		1595
0.25													1020	1256	1137	1217	1210	1191	1258	1381	1354	1406	1400	1391	1397	1558	1625	1686	1580	1743	1641	1900	1737	1700	1562		1411
0.10															1078	1122	1110	1138	1168	1285	1207	1257	1217	1309	1288	1387	1558	1485	1388	1495	1566	1706	1530	1626			1234

YEARS SINCE FIRST DEGREE

FUNCTION — DEVELOPMENT — SUPERVISORY

ALL SERVICES- 253 ARMY- 101 NAVY- 101 AIR FORCE- 51

DOCTORATE- 253

	0	1	2	3	4	5	6	7	8	9	10	11	12	13	14	15	16	17	18	19	20	21	22	23	24	25	26	27	28	29	30	31	32	33	34	35	36	40	41	45	46	99
SUM																																									
													1	1	1	1	2	5	6	5	3	9	8	9	9	19	25	20	11	11	16	18	12	10	12	21	14	4	253
PER CENT																																										
													1	1	1	1	2	4	6	8	9	13	16	20	23	31	41	49	53	57	64	71	75	79	84	92	98	100	
MEAN													975	1125	1625	1225	1325	1335	1291	1369	1358	1463	1375	1447	1369	1582	1735	1712	1943	1797	1856	1875	1941	2115	1941	1839	1821	1687	1708	
0.90																						1777			1655	1805	1805	2458	2180	2472	2295	2220	2455	2478	2487	2478	2479	2465		2451
0.75																	1468	1425	1337	1512	1487	1475	1568	1537	1754	1845	1958	2181	1962	2000	2025	2050	2468	2250	1995	2025	1900		1922
0.50											975	1125	1625	1225	1325	1425	1275	1275	1425	1425	1400	1475	1462	1562	1625	1625	1825	1725	1875	1912	1900	1950	1875	1875	1750	1550		1635
0.25																	1212	1175	1231	1137	1312	1250	1362	1112	1467	1504	1400	1443	1487	1600	1662	1800	1837	1766	1512	1575	1400		1440
0.10																						1272			1145	1022	1395	1375	1362	1402	1485	1490	1398	1510	1650	1560	1305	1420			1268

YEARS SINCE FIRST DEGREE

FUNCTION — TEST AND EVALUATION — SUPERVISORY

ALL SERVICES- 30 ARMY- 15 NAVY- 7 AIR FORCE- 8

DOCTORATE- 30

	0	1	2	3	4	5	6	7	8	9	10	11	12	13	14	15	16	17	18	19	20	21	22	23	24	25	26	27	28	29	30	31	32	33	34	35	36	40	41	45	46	99
SUM																																									
																				1	2		1	1		1	1	5	3	2		2	1		2	1	3	4		30
PER CENT																																										
																				3	10		13	16		20	23	40	50	56		63	66		73	76	86	100		
MEAN																				1325	1250		1475	1275		1575	1575	1735	1850	1775		2025	1975		1575	2475	2825	2887		1786
0.90																																									2475	
0.75																										1837	2062									2462	2475		2075	
0.50																				1325	1250		1475	1275		1575	1575	1725	1875	1775		2025	1975		1575	2475	2125	2000		1650
0.25																										1612	1637										1487	1450		1462	
0.10																																									1275	

YEARS SINCE FIRST DEGREE

FUNCTION RESEARCH SUPERVISORY
ALL SERVICES- 35 ARMY- 22 NAVY- 9 AIR FORCE- 4
MD/DDS/DVM- 35

	0	1	2	3	4	5	6	7	8	9	10	11	12	13	14	15	16 17	18 19	20 21	22 23	24 25	26 27	28 29	30 31	32 33	34 35	36 40	41 45	46 99	
SUM											1	3	2	1		4	1	2		6	1	1	2	1		2	6	2		35
PER CENT											2	11	17	20		31	34	40		57	60	62	68	71		77	94	100		
MEAN											1525	1679	1525	1925		1687	875	1950		1758	2075	2475	2150	1975		2250	2325	2475		1937
0.90																													2480	
0.75												1762					1950			2225							2485		2451	
0.50											1525	1637	1525	1925			1600	875	1950	1800	2075	2475	2150	1975		2250	2470	2475	2025	
0.25												1618					1200			1275							2455		1593	
0.10																													1275	

YEARS SINCE FIRST DEGREE

FUNCTION DEVELOPMENT SUPERVISORY
ALL SERVICES- 5 ARMY- 3 NAVY- 1 AIR FORCE- 1
MD/DDS/DVM- 5

	0	1	2	3	4	5	6	7	8	9	10	11	12	13	14	15	16 17	18 19	20 21	22 23	24 25	26 27	28 29	30 31	32 33	34 35	36 40	41 45	46 99	
SUM																								1	2		1	1		5
PER CENT																								20	60		80	100		
MEAN																								1225	2100		2125	2475	2225	
0.90																														
0.75																													2468	
0.50																								1925	2300		2125	2475	2137	
0.25																													2106	
0.10																														

YEARS SINCE FIRST DEGREE

FUNCTION TEST AND EVALUATION SUPERVISORY
ALL SERVICES- 3 ARMY- 2 NAVY- 0 AIR FORCE- 1
MD/DDS/DVM- 3

	0	1	2	3	4	5	6	.	8	9	10	11	12	13	14	15	16 17	18 19	20 21	22 23	24 25	26 27	28 29	30 31	32 33	34 35	36 40	41 45	46 99	
SUM										1									1					1						3
PER CENT										33									66					100						
MEAN										1175									1825					1475						1491
0.90																														
0.75																													1812	
0.50										1175									1825					1475					1475	
0.25																													1187	
0.10																														

YEARS SINCE FIRST DEGREE

FUNCTION — RESEARCH — SUPERVISORY

ALL SERVICES- 2319 ARMY- 1021 NAVY- 888 AIR FORCE- 410

TOT DEGREE- 2319 MD/DDS/DVM- 35 DOCTORATE- 793 MASTERS- 576 BACHELORS- 915

SUM	3	8	8	11	20	32	43	53	82	72	109	73	78	79	76	75	285	294	206	72	125	128	112	98	69	59	82	46	9	2319
PER CENT				1	2	3	5	7	11	14	19	22	25	28	32	35	44	56	65	68	74	79	84	88	91	94	97	99	100	
MEAN	1308	881	887	975	1000	1037	1162	1178	1223	1237	1291	1289	1366	1369	1414	1446	1457	1527	1594	1618	1711	1744	1721	1806	1750	1742	1820	1894	1847	1514
0.90				1097	1130	1220	1335	1317	1431	1435	1545	1508	1562	1588	1597	1725	1793	1875	1933	1946	2091	2270	2213	2242	2385	2255	2345	2471	2477	1952
0.75	1562	850	975	1054	1100	1137	1218	1245	1308	1296	1435	1344	1487	1502	15	1582	1594	1732	1802	1880	1890	1927	1907	2035	1973	1987	2035	2175	2187	1706
0.50	1225	825	837	968	1000	1050	1129	1201	1216	1238	1275	1301	1346	1363	1412	1452	1443	1515	1574	1588	1675	1712	1668	1825	1668	1687	1825	1837	1825	1474
0.25	1137	650	812	893	964	950	1064	1104	1121	1150	1187	1205	1262	1235	1275	1293	1310	1343	1395	1458	1550	1493	1553	1555	1520	1479	1567	1625	1578	1270
0.10				852	750	820	1010	1005	1051	1042	1035	1103	1148	1122	1171	1143	1160	1201	1266	1315	1384	1338	1351	1378	1322	1286	1372	1407	1845	1119

																	16	18	20	22	24	26	28	30	32	34	36	41	46	
	0	1	2	3	4	5	6	7	8	9	10	11	12	13	14	15	17	19	21	23	25	27	29	31	33	35	40	45	99	

YEARS SINCE FIRST DEGREE

FUNCTION — DEVELOPMENT — SUPERVISORY

ALL SERVICES- 5316 ARMY- 2312 NAVY- 2046 AIR FORCE- 958

TOT DEGREE- 5316 MD/DDS/DVM- 5 DOCTORATE- 253 MASTERS- 1163 BACHELORS- 3895

SUM	9	17	24	58	76	106	127	178	210	187	256	199	196	134	164	160	541	723	348	96	204	317	299	174	146	141	176	49	9	5316
PER CENT				1	3	5	7	11	14	18	23	27	30	33	36	39	49	63	69	71	75	81	86	90	92	95	98	99	100	
MEAN	975	954	997	990	1057	1128	1137	1191	1220	1284	1303	1320	1393	1405	1429	1393	1471	1531	1569	1598	1652	1643	1622	1663	1703	1654	1665	1605	1636	1464
0.90	1555	1565	1280	1100	1286	1227	1239	1322	1358	1447	1457	1541	1598	1593	1643	1612	1705	1845	1890	1944	1978	1990	2023	2018	2173	2243	2128	2005	2455	1877
0.75	1087	1118	995	994	1109	1146	1194	1236	1279	1342	1366	1406	1496	1495	1537	1518	1588	1631	1694	1811	1838	1857	1915	1927	1917	1905	1925	1771	1687	1616
0.50	793	818	965	975	1067	1115	1128	1173	1221	1274	1303	1316	1357	1388	1394	1370	1439	1523	1562	1550	1627	1616	1632	1622	1650	1609	1602	1525	1525	1416
0.25	765	754	831	956	978	1072	1080	1113	1132	1194	1225	1287	1278	1311	1323	1283	1357	1378	1393	1390	1457	1454	1451	1427	1445	1431	1396	1376	1281	1265
0.10	645	635	808	850	951	1011	1019	1071	1098	1126	1144	1133	1188	1224	1230	1154	1247	1291	1269	1276	1320	1315	1332	1345	1296	1268	1269	1311	1245	1128

																	16	18	20	22	24	26	28	30	32	34	36	41	46	
	0	1	2	3	4	5	6	7	8	9	10	11	12	13	14	15	17	19	21	23	25	27	29	31	33	35	40	45	99	

YEARS SINCE FIRST DEGREE

FUNCTION — TEST AND EVALUATION — SUPERVISORY

ALL SERVICES- 1471 ARMY- 702 NAVY- 502 AIR FORCE- 267

TOT DEGREE- 1471 MD/DDS/DVM- 3 DOCTORATE- 30 MASTERS- 233 BACHELORS- 1205

SUM	4	6	10	15	25	31	47	57	75	70	78	48	58	48	52	56	163	209	78	18	45	60	78	35	43	29	34	19	2	1471
PER CENT			1	2	4	6	9	13	18	23	28	31	34	37	41	44	55	70	75	76	79	83	86	91	94	96	98	99	100	
MEAN	812	916	1035	1015	1069	1092	1125	1162	1181	1241	1234	1297	1322	1386	1363	1392	1433	1455	1556	1519	1550	1623	1582	1545	1557	1530	1638	1577	1625	1391
0.90			1400	1087	1227	1272	1221	1267	1294	1421	1482	1460	1550	1588	1638	1590	1708	1744	1930	1880	1925	2000	1990	1962	1885	1927	2230	2452		1752
0.75	800	1275	1187	995	1087	1162	1164	1238	1254	1301	1342	1336	1456	1525	1508	1556	1560	1590	1725	1637	1779	1850	1743	1670	1640	1743	1741	1831		1558
0.50	775	850	950	971	1052	1095	1122	1170	1148	1241	1280	1298	1308	1366	1375	1370	1395	1425	1512	1480	1562	1600	1540	1475	1528	1512	1575	1425	1625	1361
0.25	650	725	837	845	977	1012	1076	1101	1108	1145	1192	1233	1217	1305	1212	1245	1316	1339	1357	1355	1340	1400	1371	1395	1484	1281	1385	1268		1205
0.10			800	828	825	985	1021	1017	1037	1110	1130	1166	1150	1146	1078	1162	1194	1185	1246	1090	1212	1250	1270	1241	1316	1147	1273	1165		1084

																	16	18	20	22	24	26	28	30	32	34	36	41	46	
	0	1	2	3	4	5	6	7	8	9	10	11	12	13	14	15	17	19	21	23	25	27	29	31	33	35	40	45	99	

YEARS SINCE FIRST DEGREE

TOTAL BY SEX — MALE — SUPERVISORY

ALL SERVICES- 768 ARMY- 443 NAVY- 215 AIR FORCE- 110

NO DEGREE- 768

	20	21	22	23	24	25	26	27	28	29	30	31	32	33	34	35	36 37	38 39	40 41	42 43	44 45	46 47	48 49	50 51	52 53	54 55	56 60	61 65	66 99	
SUM							1			1	3	4	3	2	4	3	13	15	21	27	50	71	79	107	80	74	146	52	12	768
PER CENT														1		2	4	6	9	12	19	28	38	52	63	72	91	98	100	
MEAN							1075			1125	1141	1264	1275	1125	1325	1325	1263	1351	1315	1399	1402	1410	1456	1476	1438	1512	1498	1419	15121	1443
0.90																	1392	1625	1572	1638	1641	1665	1751	1.57	1712	1838	1824	1718	1746	1727
0.75											1212	1300	1312		1400	1462	1346	1456	1412	1512	1568	1578	1594	1607	1575	1662	1635	1550	1716	1594
0.50							1075			1125	1125	1250	1275	1125	1300	1275	1306	1368	1308	1393	1385	1394	1398	1438	1415	1475	1473	1391	1475	1408
0.25											1087	1225	1237		1155	1237	1162	1237	1190	1287	1287	1293	1323	1327	1268	1325	1330	1268	1356	1287
0.10																	1015	1162	1151	1178	1188	1151	1215	1229	1162	1252	1246	1210	1210	1185

AGE

TOTAL BY SEX — MALE — NON-SUPERVISORY

ALL SERVICES- 869 ARMY- 357 NAVY- 280 AIR FORCE- 232

NO DEGREE- 869

	20	21	22	23	24	25	26	27	28	29	30	31	32	33	34	35	36 37	38 39	40 41	42 43	44 45	46 47	48 49	50 51	52 53	54 55	56 60	61 65	66 99	
SUM		1	3	5		1	7	8	11	4	6	9	6	6	12	8	19	29	44	41	55	69	78	96	76	59	136	69	19	869
PER CENT				1			1	2		4	5	6		.7	9	10	12	15	20	25	31	39	47	58	67	74	89	97	100	
MEAN		475	725	745		975	846	868	865	1075	1025	963	1133	1108	1037	1081	1161	1106	1132	1183	1239	1243	1209	1272	1267	1294	1283	1259	1235	1213
0.90									998			1185			1196		1327	1351	1326	1382	1408	1455	1420	1467	1488	1481	1467	1452	1477	1433
0.75			781	793			962	980	976	1158	1212	1037	1187	1225	1133	1216	1228	1193	1233	1262	1361	1362	1322	1375	1358	1402	1376	13.4	1386	1336
0.50		475	762	762		975	787	850	875	1000	950	975	1158	1130	1025	1050	1168	1082	1155	1185	1215	1222	1193	1266	1254	1291	1280	1251	1231	1216
0.25			637	712			743	816	787	958	912	881	1075	1062	958	958	1109	1015	1040	1128	1120	1157	1120	1150	1168	1172	1180	1173	1162	1111
0.10									785			795			985		995	945	835	963	1055	1048	975	1086	1076	1098	1085	1095	997	965

AGE

TOTAL BY SEX — FEMALE — NON-SUPERVISORY

ALL SERVICES- 18 ARMY- 7 NAVY- 9 AIR FORCE- 2

NO DEGREE- 18

	20	21	22	23	24	25	26	27	28	29	30	31	32	33	34	35	36 37	38 39	40 41	42 43	44 45	46 47	48 49	50 51	52 53	54 55	56 60	61 65	66 99	
SUM			1														2		4	1		1	3	4	1	1			18
PER CENT			5														16		38	44		50	66	88	94	100			
MEAN			475														925		1050	975		1025	1275	1087	825	825			1019
0.90																													1360	
0.75																			1150				1662	1175					1162	
0.50			475														925		1100	975		1025	1375	1100	825	825			1000	
0.25																			800				787	950					837	
0.10																													712	

AGE

TOTAL BY SEX — MALE — SUPERVISORY

ALL SERVICES- 5944 ARMY- 2711 NAVY- 2238 AIR FORCE- 995

BACHELORS- 5944

SUM	14	26	37	59	95	133	163	227	261	225	326	227	215	175	106	108	648	780	348	83	205	337	328	154	145	128	160	44	7	5944
PER CENT			1	2	3	6	8	12	17	21	26	30	34	37	40	43	54	67	73	74	78	83	89	91	94	96		99	100		
MEAN	992	967	984	1004	1056	1096	1138	1180	1206	1254	1294	1303	1371	1375	1382	1386	1447	1482	1549	1511	1621	1639	1652	1600	1582	1574	1615	1486	1475	1417
0.90	1565	1470	1282	1102	1162	1228	1238	1302	1333	1418	1474	1503	1585	1579	1604	1602	1671	1755	1866	1830	1956	1972	2000	1970	1967	1972	2028	1830		1796
0.75	1225	1225	998	998	1100	1142	1183	1239	1274	1317	1361	1369	1474	1475	1454	1520	1578	1600	1678	1642	1793	1853	1900	1825	1748	1737	1800	1583	1712	1580
0.50	791	831	956	977	1065	1106	1126	1163	1207	1254	1298	1304	1337	1363	1371	1369	1407	1444	1527	1491	1607	1615	1621	1561	1547	1533	1583	1400	1475	1380
0.25	762	775	826	955	982	1050	1083	1111	1121	1171	1207	1205	1258	1287	1270	1268	1340	1360	1379	1356	1419	1458	1444	1393	1397	1398	1383	1325	1268	1232
0.10	635	710	802	832	954	957	1033	1058	1070	1115	1129	1132	1169	1182	1163	1160	1216	1241	1272	1221	1295	1315	1320	1303	1258	1248	1269	1235		1110

																	16	18	20	22	24	26	28	30	32	34	36	41	46		
	0	1	2	3	4	5	6	7	8	9	10	11	12	13	14	15	17	19	21	23	25	27	29	31	33	35	40	45	99		

YEARS SINCE FIRST DEGREE

TOTAL BY SEX — FEMALE — SUPERVISORY

ALL SERVICES- 71 ARMY- 28 NAVY- 31 AIR FORCE- 12

BACHELORS- 71

SUM		3	1	4		4	2	1	2		3	1	3	2		2	6	8	3	2	5	6	4	2	1	1	2			71
PER CENT		4	5	11		16	19	21	23		28	29	33	36		39	47	59	63	66	73	81	90	94	95	97	100				
MEAN		608	975	962		950	1075	825	1125		1041	1325	1058	1325		1125	1108	1231	1091	1275	1145	1291	1175	1325	1375	1125	1350				1129
0.90																															1419
0.75		631		983		1000					1412		1312				1325	1350	1312		1287	1475	1375	1412							1326
0.50		612	975	966		975	1075	825	1125		925	1325	1075	1325		1125	1150	1150	1075	1275	1175	1200	1150	1325	1375	1125	1350				1127
0.25		587		950		800					787		787				925	1100	887		962	1075	1025	1237							969
0.10																															785

																	16	18	20	22	24	26	28	30	32	34	36	41	46		
	0	1	2	3	4	5	6	7	8	9	10	11	12	13	14	15	17	19	21	23	25	27	29	31	33	35	40	45	99		

YEARS SINCE FIRST DEGREE

TOTAL BY SEX — MALE — NON-SUPERVISORY

ALL SERVICES-10869 ARMY- 4150 NAVY- 4648 AIR FORCE- 2071

BACHELORS-10867

SUM	799	725	661	629	585	639	561	624	584	444	580	322	266	228	211	309	637	761	264	71	137	197	190	157	133	107	164	46	19	10869
PER CENT	7	14	20	25	31	37	42	48	53	57	62	65	67	69	71	73	79	86	88	89	90	92	94	95	96	97		99	100		
MEAN	738	793	872	926	973	1022	1051	1099	1121	1155	1192	1187	1207	1215	1235	1244	1257	1248	1278	1274	1294	1330	1340	1295	1326	1316	1321	1218	1156	1085
0.90	795	844	988	1000	1091	1136	1165	1226	1259	1300	1336	1349	1385	1383	1418	1439	1427	1463	1469	1565	1553	1620	1650	1587	1576	1628	1546	1394	1281	1372
0.75	780	826	962	985	1052	1100	1126	1147	1205	1237	1286	1297	1315	1338	1355	1366	1369	1379	1388	1389	1407	1444	1448	1437	1443	1442	1423	1329	1252	1240
0.50	756	795	847	960	988	1035	1069	1116	1126	1148	1191	1192	1201	1198	1228	1251	1261	1283	1272	1239	1284	1323	1297	1279	1305	1302	1316	1226	1175	1102
0.25	646	763	811	843	951	971	988	1046	1069	1101	1121	1111	1116	1120	1137	1134	1149	1165	1163	1131	1173	1181	1179	1129	1188	1159	1188	1091	1093	950
0.10	614	721	766	803	820	849	897	965	980	1012	1051	1027	1015	1026	1044	1036	1052	1073	1063	1051	1055	1060	1075	1004	1105	1028	1087	1006	995	778

																	16	18	20	22	24	26	28	30	32	34	36	41	46		
	0	1	2	3	4	5	6	7	8	9	10	11	12	13	14	15	17	19	21	23	25	27	29	31	33	35	40	45	99		

YEARS SINCE FIRST DEGREE

TOTAL BY SEX — FEMALE — NON-SUPERVISORY

ALL SERVICES- 572 ARMY- 235 NAVY- 250 AIR FORCE- 87

BACHELORS- 572

SUM	57	80	54	52	30	30	21	22	12	12	8	8	5	9	11	2	20	23	24	13	15	8	16	9	5	10	13	2	1	572
PER CENT	9	23	33	42	47	52	56	60	62	64	66	67	68	69	71	72	75	79	83	86	88	90	93	94	95	97		99	100		
MEAN	691	751	797	837	870	876	1017	929	1120	925	1081	1268	995	1008	1065	925	1117	1129	1093	1098	1148	1156	1110	1019	1225	1160	1044	1125	875	928
0.90	759	837	966	986	1000	1050	1142	1122	1230	1120				1185	1247		1350	1292	1330	1242	1325		1370	1355		1383	1185			1194
0.75	737	819	865	962	971	987	1114	1037	1200	1075	1200	1200	1118	1162	1206		1250	1206	1212	1193	1212	1225	1225	1095	1237	1358	1129			1084
0.50	712	773	819	836	860	870	1025	950	1137	975	1020	1033	1025	1025	1.9	925	1150	1139	1116	1112	1156	1137	1100	1058	1175	1150	1037	1125	875	885
0.25	634	718	779	775	803	775	953	812	1100	750	955	950	962	956	987		983	1037	950	987	1049	1112	1025	811	1262	1075	956			763
0.10	610	591	695	620	750	710	852	753	960	660				645	755		880	938	860	955	987		880	495		900	865			668

																	16	18	20	22	24	26	28	30	32	34	36	41	46		
	0	1	2	3	4	5	6	7	8	9	10	11	12	13	14	15	17	19	21	23	25	27	29	31	33	35	40	45	99		

YEARS SINCE FIRST DEGREE

TOTAL BY SEX — MALE — SUPERVISORY

ALL SERVICES- 1934 ARMY- 798 NAVY- 75[illegible] AIR FORCE- 385

MASTERS- 1934

SUM	2	2	4	12	24	29	45	46	61	77	95	58	[illegible]	51	62	[illegible]	166	101	168	92	93	102	101	82	65	59	61	17		1934
PER CENT				1	2	3	6	8	11	15	19	22	[illegible]	28	31	34	[illegible]	58	67	70	74	80	85	89	92	95	99	100		
MEAN	1025	1200	1400	945	1025	1135	1128	1193	1214	1284	1381	1323	131[illegible]	1411	1479	1414	1473	1563	1593	1632	1650	1650	1656	1726	175[illegible]	[illegible]	1701	1586		1500
0.90				998	1215	1231	1258	1260	1295	1453	1512	1520	153[illegible]	1599	1698	1599	1706	1893	1900	1948	1967	2095	1999	2039	2325	2051	2097	2015		1915
0.75			1000	985	1090	1184	1198	1233	1283	1393	1377	1429	150[illegible]	1528	1572	1563	1589	1696	1775	1858	1837	1885	1887	1955	1971	1912	2004	1821		1652
0.50	1025	1200	850	964	987	1117	1130	1204	1228	1271	1304	1322	13[illegible]	1485	1475	1383	1454	1469	1600	1600	1623	1688	1615	1700	1725	1659	1635	1443		1465
0.25			825	875	980	1060	1058	1110	1143	1189	1229	1225	12[illegible]	1323	1367	1314	1351	1382	1425	1431	1526	1404	1418	1531	1518	1412	1415	1387		1294
0.10				760	748	911	994	1067	1061	1047	1145	1115	11[illegible]	1202	1301	1155	1236	1263	1310	1310	1321	1262	1356	1415	1325	1247	1302	1192		1137

																	16	18	20	22	24	26	28	30	32	34	36	41	46	
	0	1	2	3	4	5	6	7	8	9	10	11	1[illegible]	13	14	15	17	19	21	23	25	27	29	31	33	35	40	45	99	

YEARS SINCE FIRST DEGREE

TOTAL BY SEX — FEMALE — SUPERVISORY

ALL SERVICES- 38 ARMY- 2[illegible] NAVY- 1[illegible] AIR FORCE- 2

MASTERS- 38

SUM							1	5					2[illegible]	1	1		1	3	5	1	2		2	5	2	4	1	2		38
PER CENT							2	15					2[illegible]	23	26		28	36	50	52	57		63	76	81	92	94	100		
MEAN							1225	1015					132[illegible]	875	1125		1275	1375	1325	1475	1175		1425	1375	1375	1275	1125	1500		1281
0.90																														1630
0.75								1087										1562	1387					1393		1450				1395
0.50							1225	1025					1325	1175	1125		1275	1375	1225	1475	1175		1425	1362	1[illegible]75	1050	1125	1500		1250
0.25								962										1187	1062					1312		1025				1075
0.10																														996

																	16	18	20	22	24	26	28	30	32	34	36	41	46	
	0	1	2	3	4	5	6	7	8	9	10	11	12	13	14	15	17	19	21	23	25	27	29	31	33	35	40	45	99	

YEARS SINCE FIRST DEGREE

TOTAL BY SEX — MALE — NON-SUPERVISORY

ALL SERVICES- 2892 ARMY- 918 NAVY- 1462 AIR FORCE- 512

MASTERS- 2892

SUM	3	59	92	154	194	152	198	187	169	168	137	[illegible]	95	8	89	70	160	221	112	29	58	63	68	64	44	32	67	27	5	2892
PER CENT		2	5	10	17	22	29	35	41	47	52	55	5[illegible]	1	64	66	72	80	84	85	87	89	91	93	95	96	98	99	100	
MEAN	958	801	838	895	965	1020	1053	1079	1131	1149	1199	1195	120[illegible]	[illegible]	1245	1256	1283	[illegible]	1310	1314	1366	1323	1340	1395	1434	1379	1338	1363	855	1150
0.90		845	977	9[illegible]	1191	1147	1203	1219	1273	1381	1303	1361	1[illegible]	[illegible]	1395	1450	1470	[illegible]	1610	1588	1655	1617	1703	1590	1765	1695	1765	1732		1434
0.75	1212	833	870	974	[illegible]	1105	1133	1139	1216	1233	1292	[illegible]	[illegible]	[illegible]	1363	1373	1388	1413	1422	1418	1586	1394	1444	1535	1600	1575	1590	1531	796	1300
0.50	837	814	826	895	976	1002	1072	1105	1132	1140	1281	[illegible]	[illegible]	[illegible]	1279	1260	1294	[illegible]	1285	1325	1361	1296	1286	1366	1425	1375	1370	1331	781	1138
0.25	818	786	801	826	894	962	980	[illegible]	1086	[illegible]	1115	[illegible]	[illegible]	[illegible]	1151	1135	[illegible]	1174	1172	1181	1225	1173	1183	1216	1270	1150	1209	1193	765	995
0.10		748	750	786	819	869	860	956	985	985	[illegible]	[illegible]	[illegible]	[illegible]	[illegible]	[illegible]	[illegible]	[illegible]	[illegible]	[illegible]	[illegible]	[illegible]	[illegible]	[illegible]	[illegible]	[illegible]	[illegible]	[illegible]		850

																	16	18	20	22	24	26	28	30	32	34	36	41	46	
	0	1	2	3	4	5	6	7	8	9	10	11	12	1[illegible]	14	15	17	19	21	23	25	27	29	31	33	35	40	45	99	

YEARS SINCE FIRST DEGREE

TOTAL BY SEX — FEMALE — NON-SUPERVISORY

ALL SERVICES- 189 ARMY- 95 NAVY- 66 AIR FORCE- 28

MASTERS- 189

SUM		2	4	11	8	9	9	11	5	4	7	5	1	3	3	2	6	13	12	9	8	12	12	10	[illegible]	3	8	7		189
PER CENT		1	3	8	13	17	22	28	1	33	37	39	40	41	43	44	[illegible]	54	60	65	69	75	82	87	90	92	96	100		
MEAN		575	912	784	862	869	988	979	965	958	996	945	112[illegible]	925	841	1100	1150	1159	1166	1087	1031	1254	1166	1170	1275	1075	1225	1160		1053
0.90				972		985	1027	1147										1305	1440			1440	1420	1450						1385
0.75			850	862	975	962	995	1106	1037	1100	1112	1037		[illegible]	1[illegible]		1175	1287	1300	1300	1225	1383	1300	1412	1425	1362	[illegible]	[illegible]	1231		1206
0.50		575	800	787	875	862	958	968	987	850	987	975	117[illegible]	[illegible]	987	1100	113[illegible]	1187	1150	1000	950	1183	1200	1050	1200	937	1275	1137		[illegible]
0.25			750	687	750	806	812	887	950	800	837	862		[illegible]	968		1118	981	950	800	750	1133	[illegible]	987	1162	918	1050	1037		884
0.10				625		745	745	885										915	813			1103	955	980						763

																	16	18	20	22	24	26	28	30	32	34	36	41	46	
	0	1	2	3	4	5	6	7	8	9	10	11	1[illegible]	1[illegible]	14	15	17	19	21	23	25	27	29	31	33	35	40	45	99	

YEARS SINCE FIRST DEGREE

TOTAL BY SEX — MALE — SUPERVISORY

ALL SERVICES- 1055 ARMY- 451 NAVY- 371 AIR FORCE- 233

DOCTORATE- 1055

SUM				1	2	3	6	7	22	2[illegible]	3[illegible]	24	35	3	42	43	81	133	105	47	61	57	47	48	42	36	64	44	18	1055
PER CENT								1	3	6	10	13	15	1	22	26	34	46	56	61	67	72	76	81	85	88	94	99	100	
MEAN				975	1075	1391	1258	1317	1265	1300	1337	1335	1420	145	1436	1504	1564	1643	1655	1732	1853	1898	1889	1970	1954	2026	1939	1917	1685	1681	
0.90									1496	1473	1577	1638	1754	175[illegible]	[illegible]	1783	1838	1911	2058	2[illegible]	[illegible]	2468	2466	2465	2479	2477	2477	2468	2000	2222	
0.75						1612	1425	1406	1437	1418	1487	1459	1494	159[illegible]	[illegible]	1604	1734	1812	1864	1986	[illegible]	2118	2062	2238	2325	2200	2250	2175	1925	1892	
0.50				975	1075	1425	1050	1287	1220	1275	[illegible]	1312	1432	1486	[illegible]	1496	1568	1594	1605	[illegible]	[illegible]	1870	1893	1933	1910	2000	[illegible]	1928	1900	1600	1607	
0.25						1137	1025	1243	1137	[illegible]	[illegible]	[illegible]	1287	1337	[illegible]	1368	1451	1423	1483	1553	[illegible]	1604	1627	1800	1658	178[illegible]	[illegible]	1675	1525	1425	
0.10									1070	[illegible]	1145	[illegible]	1187	1150	[illegible]	1207	1252	1316	1312	1378	[illegible]	1467	1485	1513	1570	1690	1440	1470	1050	1244	

																	16	18	20	22	24	26	28	30	32	34	36	41	46	
	0	1	2	3	4	5	6	7	8	9	10	11	12	13	1[illegible]	15	17	19	21	23	25	27	29	31	33	35	40	45	99	

YEARS SINCE FI[illegible]T DEGREE

TOTAL BY SEX — FEMALE — UPERVISORY

ALL SERVICES- 21 ARMY- 7 NAVY- 12 AIR FORCE- 2

DOCTORATE- 21

SUM									1			1[illegible]	1				3			1	2	2	4	3		1	2			21
PER CENT									4			9	14				28			33	42	52	71	85		90	100			
MEAN									1625			1225	1175				1341			1475	1525	1575	1425	1608		1975	1525			1489	
0.90																							1600	1917						1845	
0.75																	1612													1634	
0.50									1625			1225	1175				1375			1475	1525	1515	1400	1575		1975	1525			1475	
0.25																	1037						1100	1337						1331	
0.10																														1155	

																	16	18	20	22	24	26	28	30	32	34	36	41	46	
	0	1	2	3	4	5	6	7	8	9	10	11	12	13	[illegible]	15	17	19	21	23	25	27	29	31	33	35	40	45	99	

YEARS SINCE FIRS[illegible] GREE

TOTAL BY SEX — MALE — CO-SUPERVISORY

ALL SERVICES- 996 ARMY- 354 NAVY- 452 AIR [illegible]RCE- 190

DOCTORATE- 996

SUM	1	1		2	23	33	51	54	47	53	53	47	51	41	[illegible]	36	83	79	64	25	24	28	28	21	9	22	54	21	14	996
PER CENT					2	3	5	6	11	16	21	26	31	36	41	45	4	53	61	69	76	78	81	83	85	87	88	91	96	98	100	
MEAN	1425	1075		1125	1092	1117	1090	1124	[illegible]156	1198	1226	1243	1255	1338	134[illegible]	1[illegible]23	1372	1424	1451	1479	1512	1594	1552	1551	157[illegible]	[illegible]81	1657	1641	1578	1346	
0.90						1217	1271	1190	1239	1332	1367	1348	1505	1429	1523	157[illegible]	[illegible]14	1591	1655	1698	1912	1838	1886	1900	1845	1705	2276	2215	2195	1936	1683	
0.75						1154	1168	1130	1202	1215	1270	1304	1323	1339	1446	145[illegible]	4[illegible]6	1454	1573	1590	1687	1616	1750	1825	1737	1637	2025	1891	1837	1837	1478	
0.50	1425	1075		1125	1042	1075	1067	1127	1146	1216	1229	1227	1279	1325	131[illegible]	2[illegible]0	[illegible]64	1387	1416	1488	1435	1612	[illegible]500	1475	1525	1550	1600	1581	1600	1294	
0.25					1013	1026	1028	1048	1057	1110	1139	1117	1181	1222	122[illegible]	2[illegible]2	1243	1248	1293	1331	1358	1425	[illegible]283	1402	1431	1425	1496	1485	1325	1156	
0.10					988	1005	1008	1013	[illegible]010	1041	1044	1055	[illegible]038	1151	[illegible]136	1[illegible]9	1144	1199	1217	1075	1275	1290	[illegible]150	1255	1295	1230	1235	1351	1126	1043	

																	16	18	20	22	24	26	28	30	32	34	36	41	46	
	0	1	2	3	4	5	6	7	8	9	10	11	12	13	14	5	17	19	21	23	25	27	29	31	33	35	40	45	99	

YEARS SINCE FIRST [illegible] GREE

TOTAL BY SEX — FEMALE — N[illegible]-SUPERVISORY

ALL SERVICES- 37 ARMY- 20 NAVY- 14 AIR FORCE 3

DOCTORATE- 37

SUM				1				4	2	2	2	2		[illegible]		1	1	3	1	6	1			2	2	2	1	2	37
PER CENT				2				13	18	24	29	35		37		[illegible]	43	45	54	56	72	75			81	86	91	94	100	
MEAN				825				[illegible]112	1200	[illegible]050	1175	1125		975	1[illegible]	[illegible]5	325	1025	1141	1125	1216	1375			1375	1200	1250	1525	1400	[illegible]188	
0.90																														1383	
0.75								1150											1312		1275									1296	
0.50				825				1100	1200	1050	1175	1125		975		[illegible]5	325	1025	1075	1125	1200	1375			1375	1200	1250	1525	1400	[illegible]162	
0.25								1050											1037		1162									1072	
0.10																														1012	

																	16	18	20	22	24	26	28	30	32	34	36	41	46	
	0	1	2	3	4	5	6	7	8	9	10	11	12	13	14	[illegible]	17	19	21	23	25	27	29	31	33	35	40	45	99	

YEARS SINCE FIRST DE[illegible]

TOTAL BY SEX — MALE — SUPERVISORY

ALL SERVICES- 40 ARMY- 25 NAVY- 9 AIR FORCE-

MD/DDS/DVM- 40

	0	1	2	3	4	5	6	7	8	9	10	11	12	13	14	15	16	17	18	19	20	21	22	23	24	25	26	27	28	29	30	31	32	33	34	35	36	40	41	45	46	99
SUM										1			1	3	2	1					1	2			5	1	1	3	3			2	7	3	40
PER CENT										2			5	12	17	20					32	37			50	52	55	62	70			75	92	100	
MEAN										1175			1525	1675	1525	1925					1775	2150			1925	2075	2475	2075	2191			2250	2296	2475	1998
0.90																																									2481
0.75													1762												2237			2212	2462				2482	2487	2454
0.50										1175			1637	1525	1925						1775	2150			2025	2075	2475	2075	2125			2250	2465	2475	2066
0.25													1618												1762			1937	1987				2137	2462	1650
0.10																																									1300

YEARS SINCE FIRST DEGREE

TOTAL BY SEX — FEMALE — SUPERVISORY

ALL SERVICES- 3 ARMY- 2 NAVY- 1 AIR FORCE- 0

MD/DDS/DVM- 3

	0	1	2	3	4	5	6	7	8	9	10	11	12	13	14	15	16	17	18	19	20	21	22	23	24	25	26	27	28	29	30	31	32	33	34	35	36	40	41	45	46	99
SUM																						1			1				1								3
PER CENT																						33			66				100														
MEAN																						1425			925				1475														1275
0.90																																										1462
0.75																																										1425
0.50																						1425			925				1475														937
0.25																																											
0.10																																											

YEARS SINCE FIRST DEGREE

TOTAL BY SEX — MALE — NON-SUPERVISORY

ALL SERVICES- 27 ARMY- 19 NAVY- 6 AIR FORCE- 2

MD/DDS/DVM- 27

	0	1	2	3	4	5	6	7	8	9	10	11	12	13	14	15	16	17	18	19	20	21	22	23	24	25	26	27	28	29	30	31	32	33	34	35	36	40	41	45	46	99
SUM	1						1	1	1		1	3	2	2		1	2	4	2		3						1		2														27
PER CENT	3						7	11	14		18	29	37	44		48	55	70	77		88						92		100														
MEAN	625						1075	1025	1225		825	1191	1175	900		1925	1300	1512	1450		1428						1875		1500														1324
0.90																																										1782
0.75												1612						1655			1762																					1581
0.50	625						1075	1025	1225		825	1275	1175	900		1925	1300	1500	1450		1325						1075		1500														1300
0.25												687						1400			1137																					1087
0.10																																											785

YEARS SINCE FIRST DEGREE

TOTAL BY SEX — FEMALE — NON-SUPERVISORY

ALL SERVICES- 2 ARMY- 2 NAVY- 0 AIR FORCE- 0

MD/DDS/DVM- 2

	0	1	2	3	4	5	6	7	8	9	10	11	12	13	14	15	16	17	18	19	20	21	22	23	24	25	26	27	28	29	30	31	32	33	34	35	36	40	41	45	46	99
SUM									1				1																													2
PER CENT									50				100																														
MEAN									1225				1025																														1125
0.90																																										
0.75																																										
0.50									1225				1025																														1125
0.25																																										
0.10																																										

YEARS SINCE FIRST DEGREE

TOTAL BY SEX — MALE — SUPERVISORY

ALL SERVICES- 8973 — ARMY- 3977 — NAVY- 3377 — AIR FORCE- 1619

TOT DEGREE- 8973 — MD/DDS/DVM- 40 — DOCTORATE- 1055 — MASTERS- 1934 — BACHELORS- 5944

SUM	25	28	41	72	121	165	214	282	364	329	440	310	318	258	291	283	899	1219	624	12	364	497	477	287	255	223	287	112	20	8973
PER CENT				1	3	4	7	10	14	18	23	26	30	32	36	39	49	62	69	1	75	81	86	90	92	95	98	99	100	
MEAN	996	983	985	994	1050	1108	1139	1185	1212	1264	1300	1310	1379	1393	1414	1428	1464	1519	1580	1	1672	1671	1678	1703	1685	1669	1710	1721	1733	1468
0.90	1560	1555	1297	1098	1172	1235	1244	1311	1347	1439	1495	1520	1587	1590	1627	1637	1731	1845	1911	1	2	1994	2033	2030	2073	2170	2069	2252	2453	2466	1891
0.75	1500	1250	998	996	1099	1147	1190	1239	1277	1329	1375	1389	1491	1501	1530	1551	1584	1634	1735	1	6	1866	1883	1911	1933	1920	1916	1955	1983	1950	1622
0.50	800	833	956	975	1060	1109	1126	1179	1212	1259	1292	1307	1352	1377	1393	1382	1434	1501	1567	1	9	1633	1626	1635	1662	1627	1631	1639	1675	1600	1417
0.25	706	783	825	953	975	1053	1077	1112	1123	1178	1217	1208	1265	1302	1299	1282	1349	1367	1392	1	3	1470	1463	1454	1445	1439	1429	1425	1400	1400	1258
0.10	648	713	803	826	985	966	1016	1061	1069	1110	1132	1132	1170	1195	1177	1160	1221	1259	1289	1	2	1314	1319	1335	1356	1312	1268	1289	1290	1250	1122
																	16	18	20		24	26	28	30	32	34	36	41	46	
	0	1	2	3	4	5	6	7	8	9	10	11	12	13	14	15	17	19	21		25	27	29	31	33	35	40	45	99	

YEARS SINCE FIRST DEGREE

TOTAL BY SEX — FEMALE — SUPERVISORY

ALL SERVICES- 133 — ARMY- 58 — NAVY- 59 — AIR FORCE- 16

TOT DEGREE- 133 — MD/DDS/DVM- 3 — DOCTORATE- 21 — MASTERS- 38 — BACHELORS- 71

SUM		3	1	4		4	3	6	3		3	2	6	3	1	2	10	11	9		10	8	12	12	3	6	5	2		133
PER CENT		2	3	6		9	11	15	18		20	21	26	28	29	30	38	46	53		63	69	78	87	90	94	98	100		
MEAN		688	975	962		950	1125	983	1291		1041	1275	1166	1241	1125	1125	1195	1270	1258		205	1362	1300	1429	1375	1366	1375	1500		1233
0.90																	1400	1595	1955			600		1640	1595					1612
0.75		631		983		1000	1212	1075	1613		1412		1325	1331			1362	1412	1387			425	1500	1450	1500	1762	1625	1443			1398
0.50		612	975	966		975	1125	1000	1137		925	1275	1200	1312	1125	1125	1200	1225	1225			200	1350	1250	1375	1375	1150	1412	1500		1221
0.25		587		950		800	1037	837	1116		707		1075	1087			1025	1118	1056			375	1100	1100	1316	987	1037	1262			1039
0.10																	750	1055	895			150		1010	1230						903
																	16	18	20	22	24	26	28	30	32	34	36	41	46	
	0	1	2	3	4	5	6	7	8	9	10	11	12	13	14	15	17	19	21	23	25	27	29	31	33	35	40	45	99	

YEARS SINCE FIRST DEGREE

TOTAL BY SEX — MALE — NON-SUPERVISORY

ALL SERVICES-14784 — ARMY- 5441 — NAVY- 6568 — AIR FORCE- 2775

TOT DEGREE-14784 — MD/DDS/DVM- 27 — DOCTORATE- 996 — MASTERS- 2892 — BACHELORS-10869

SUM	804	785	753	785	802	825	811	866	830	665	691	461	414	349	339	316	898	1265	441	125	72	288	278	242	187	161	287	94	38	14784
PER CENT	5	10	15	21	26	32	37	43	48	53	58	61	64	66	68	70	76	84	88	89	91	93	94	96	97		99	100		
MEAN	748	794	868	921	974	1026	1053	1096	1125	1157	1196	1194	1213	1228	1251	1258	1274	1295	1314	1324	1	1354	1355	1341	1364	1379	1403	1358	1272	1116
0.90	795	844	987	999	1095	1140	1177	1226	1266	1304	1341	1359	1398	1397	1435	1478	1448	1541	1587	1625	2	1665	1701	1655	1665	1765	1763	1715	1830	1397
0.75	781	827	960	983	1051	1102	1128	1147	1228	1239	1288	1301	1324	1341	1362	1372	1378	1391	1481	1434	1	1494	1467	1485	1483	1531	1541	1506	1375	1270
0.50	756	798	844	957	981	1032	1069	1114	1128	1148	1196	1159	1211	1220	1253	1258	1279	1294	1293	1318	1	1345	1304	1338	1339	1345	1363	1315	1216	1118
0.25	644	764	809	839	950	970	990	1038	1078	1100	1120	1112	1118	1120	1147	1141	1161	1176	1181	1155	1	1190	1184	1165	1207	1184	1219	1175	1081	967
0.10	614	723	769	802	821	863	893	965	984	1007	1048	1014	1028	1018	1064	1039	1060	1081	1075	1045	1	1074	1074	1034	1113	1058	1094	1024	797	795
																	16	18	20	22		26	28	30	32	34	36	41	46	
	0	1	2	3	4	5	6	7	8	9	10	11	12	13	14	15	17	19	21	23		27	29	31	33	35	40	45	99	

YEARS SINCE FIRST DEGREE

TOTAL BY SEX — FEMALE — NON-SUPERVISORY

ALL SERVICES- 800 — ARMY- 352 — NAVY- 330 — AIR FORCE- 118

TOT DEGREE- 800 — MD/DDS/DVM- 2 — DOCTORATE- 37 — MASTERS- 189 — BACHELORS- 572

SUM	57	82	58	64	38	39	30	37	28	1	17	15	7	13	14	5	27	37	39	22	21	28	19	13	15	23	10	3	800
PER CENT	7	17	24	32	37	42	46	50	53	54	57	59	60	61	63	64	67	72	77	79	81	86	89	92	93	95	98	99	100	
MEAN	691	746	845	928	868	875	985	964	1095	944	1057	1035	1025	986	1868	1825	1132	1137	1119	1895	1131	1222	1139	1098	1271	1148	1125	1198	1225	964
0.90	759	837	970	985	1083	1039	1133	1137	1237	1120	1265	1275		1178	1240		1332	1321	1402	1340	1351	1398	1403	1427	1585	1385	1385	1450		1252
0.75	737	818	865	950	972	979	1087	1087	1200	1081	1187	1131	1131	1137	1175	1137	1237	1234	1232	1225	1231	1359	1250	1356	1393	1362	1270	1237	1512	1127
0.50	712	769	818	838	864	867	992	985	1125	987	1025	1031	1037	993	1112	1087	1145	1149	1125	1116	1161	1175	1125	1058	1225	1137	1118	1150	1275	966
0.25	634	714	732	798	803	793	891	853	1002	787	962	937	987	953	975	1056	1018	1004	968	975	1031	1231	1020	984	1154	945	993	1075	887	798
0.10	618	582	618	617	7	715	808	771	900	698	792	787		715	770		885	933	847	818	845	900	898	895	1332	908	865	1000		788
																	16	18	20	22	24	26	28	30	32	34	36	41	46	
	0	1	2	3	4	5	6	7	8	9	10	11	12	13	14	15	17	19	21	23	25	27	29	31	33	35	40	45	99	

YEARS SINCE FIRST DEGREE

NONDEGREED AND DEGREED SCIENTISTS AND ENGINEERS

Summary of Median Monthly Salaries

	Page
Level of Supervision	224
Field of Highest Degree	225
Working-as Occupation	226
Field of Highest Degree vs. Working-as Occupation	227
Total Department of Defense	228

MEDIAN MONTHLY SALARY FOR LEVELS OF SUPERVISION BY DEGREE LEVEL

LEVEL OF SUPERVISION	AS DEGREE	BACHELORS	MASTERS	DOCTORATE	MEDICAL	ALL
COL						
NON-SUPERVISOR	1213	1095	1135	1288	1287	1115
ASST UNIT HEAD	1332	1267	1383	1431	1275	1285
UNIT HEAD	1397	1388	1461	1565	1912	1420
MIDDLE MANAGEMENT	1575	1589	1622	1840	2062	1612
TOP MANAGEMENT	1745	1843	1930	2100	2250	1905
ALL	1297	1171	1248	1447	1631	1220

MEDIAN MONTHLY SALARY FOR FIELDS OF HIGHEST DEGREE BY DEGREE LEVEL

	FIELD	BACHELORS	MASTERS	DOCTORATE	MEDICAL	ALL
DOD						
	ENGINEERING	1140	1182	1365	800	1146
	CHEMISTRY	1146	1196	1332	1675	1191
	PHYSICS	1102	1164	1339	1275	1133
	OTHER PHYSICAL SCIENCES	1138	1135	1371		1179
	LIFE SCIENCES - HEALTH	930	985	1262	1312	1062
	LIFE SCIENCES - OTHER	967	1027	1247	1250	1044
	SOCIAL SCIENCE/PSYCHOLOGY	1015	1110	1327	1400	1127
	MATHEMATICS AND STATISTICS	974	1126	1487		1004
	ALL OTHER FIELDS	1135	1221	1250		1168
	ALL	1120	1158	1318	1283	1136
ARMY						
	ENGINEERING	1138	1194	1235	925	1143
	CHEMISTRY	1127	1183	1290	1675	1139
	PHYSICS	1060	1168	1311		1118
	OTHER PHYSICAL SCIENCES	1147	1107	1331		1162
	LIFE SCIENCES - HEALTH	925	968	1233	1275	1037
	LIFE SCIENCES - OTHER	967	1008	1232	1250	1037
	SOCIAL SCIENCE/PSYCHOLOGY	1028	1104	1350	1225	1122
	MATHEMATICS AND STATISTICS	983	1138	1562		1015
	ALL OTHER FIELDS	1132	1166	1312		1143
	ALL	1117	1150	1277	1250	1130
NAVY						
	ENGINEERING	1112	1134	1266	925	1119
	CHEMISTRY	1181	1208	1340		1222
	PHYSICS	1095	1130	1322		1122
	OTHER PHYSICAL SCIENCES	1122	1141	1275		1148
	LIFE SCIENCES - HEALTH	1000	1025	1275	1425	1158
	LIFE SCIENCES - OTHER	937	1106	1250		1066
	SOCIAL SCIENCE/PSYCHOLOGY	943	1105	1250		1107
	MATHEMATICS AND STATISTICS	951	1111	1425		986
	ALL OTHER FIELDS	1116	1150	1150		1136
	ALL	1100	1132	1304	1275	1117
AIR FORCE						
	ENGINEERING	1241	1268	1355		1247
	CHEMISTRY	1282	1257	1466		1272
	PHYSICS	1148	1287	1485	1275	1220
	OTHER PHYSICAL SCIENCES	1160	1224	1412		1261
	LIFE SCIENCES - HEALTH	775	1078	1280	1825	1158
	LIFE SCIENCES - OTHER	1000	1125	1400		1075
	SOCIAL SCIENCE/PSYCHOLOGY	1162	1225	1412	1575	1215
	MATHEMATICS AND STATISTICS	1029	1260	1527		1074
	ALL OTHER FIELDS	1183	1293	1475		1245
	ALL	1202	1250	1430	1575	1229

MEDIAN MONTHLY SALARY FOR OCCUPATIONS BY DEGREE LEVEL

OCCUPATION	NO DEGREE	BACHELORS	MASTERS	DOCTORATE	MEDICAL	ALL
COL						
AERO + ASTRO ENGINEERING	1341	1224	1291	1591		1246
CERAMIC ENGINEERING	1075	1210	1200	1375		1237
CHEMICAL ENGINEERING	1275	1191	1253	1362	1125	1210
CIVIL ENGINEERING	1250	1138	1187	1216		1151
ELECTRIC + ELECTRONIC ENG	1303	1168	1247	1375	1075	1207
ENGINEERING MECHANICS	1350	1121	1245	1281		1198
INDUSTRIAL ENGINEERING	1391	1106	1134	1225		1119
MATERIALS ENGINEERING	1175	1259	1318	1350		1264
MECHANICAL ENGINEERING	1286	1163	1233	1262	1225	1191
METALLURGICAL ENGINEERING	1262	1207	1255	1300		1246
MINING + PETROLEUM ENG		1425				1425
NUCLEAR OR REACTOR ENG	1125	1318	1381	1425		1337
OCEAN SCIENCE ENGINEERING	1275	1150	1193	1325		1185
SANITARY ENGINEERING	1400	1400	1125			1250
ALL OTHER ENGINEERING	1396	1366	1446	1687	2475	1364
PHYSICS	1228	1106	1207	1440	1275	1198
CHEMISTRY	1125	1125	1202	1393	1575	1193
ASTRONOMY	1275	1212	1250	1550	2475	1300
ATMOS EARTH SEA+SPACE SCI	1275	1208	1245	1500		1272
BIOLOGY	975	929	1015	1350	1633	1114
SOCIOLOGY		587	765	1587		775
ANTHROPOLOGY		1387	1150	1325		1350
LINGUISTIC SPECIALTIES		1375	975			1175
ECONOMICS		725	1450			875
PSYCHOLOGY		1016	1145	1422	1488	1242
MATHEMATICS	1100	971	1139	1562		1020
INTERDIS SPECIALISTS	1175	1258	1265	1616	1325	1306
OTHER SPECIALTIES	1233	1181	1254	1637	1516	1258
SYS ANALYSIS/SYS ENGINEER	1378	1234	1315	1688		1261
MULTI-DISCIPLINE SCI/ENG	1325	1340	1444	1696	1550	1376
ALL	1297	1171	1248	1447	1631	12..8

MEDIAN MONTHLY SALARY FOR PRIMARY WORK ACTIVITIES BY DEGREE FIELDS

COD	WORK ACTIVITY	ENG	CHEMISTRY	PHYSICS	OTHER PHYSICAL SCIENCES	LIFE SCIENCES HEALTH	LIFE SCIENCES OTHER	SOC ECON PSYCH	MATH + STAT	ALL OTHER FIELDS	ALL
	AERO + ASTRO ENGINEERING	1173	1300	1237	1175		1475	900	1156	1356	1181
	CHEMICAL ENGINEERING	1144	1225	1050	1325	1125	1125		1325	1287	1155
	ELECTRICAL ENGINEERING	1127	1250	1163	1150	1050	1325	1250	1232	1187	1133
	MECHANICAL ENGINEERING	1136	1225	1005	1175	950	1075	1325	1175	1175	1136
	NUCLEAR ENGINEERING	1325	1300	1100	975				1250		1275
	ALL OTHER ENGINEERING	1180	1255	1136	1195	1225	1225	1150	1052	1222	1167
	PHYSICS AND ASTRONOMY	1269	1340	1120	1216	1125	1075	1275	1144	1200	1134
	CHEMISTRY	1131	1168	1100	1191	1050	1075		700	1100	1161
	ATMO EARTH SEA + SPACE SCI	1258	1275	1178	1260		1100	1225	1250	1187	1225
	AGRICULTURE + BIOLOGY SCI	1025	1025	1125	950	1050	1002	650	1175	931	1009
	SOC ANTHRO ECON + PSYCH			1225	1225		1200	1120	1225	1387	1135
	MATHEMATICS AND STATISTICS	1108	1200	1079	1116	975	1125	975	977	1100	985
	OTHER SPECIALTIES	1242	1228	1160	1087	1[illegible]	1125	1246	1116	1140	1191
	ALL	1146	1191	1133	1179	1062	1044	1127	1184	1168	1136

MEDIAN MONTHLY SALARY BY DEGREE - FOR TOTAL DOD AND MILITARY DEPARTMENTS

DEGREE LEVEL	DOD	ARMY	NAVY	AIR FORCE
NON-SUPERVISORY				
NO DEGREE	1213	1199	1181	1283
BACHELORS	1094	1084	1054	1167
MASTERS	1135	1127	1120	1236
DOCTORATE	1288	1253	1277	1395
MEDICAL	1287	1308	1100	1425
ALL	1119	1111	1100	1207
SUPERVISORY				
NO DEGREE	1332	1331	1298	1389
BACHELORS	1267	1253	1245	1345
MASTERS	1303	1298	1270	1379
DOCTORATE	1431	1345	1459	1500
MEDICAL	1275	1175	1425	1825
ALL	1289	1274	1270	1365

APPENDIX A

Instructions for Completing Format in Professional Compensation Survey

INSTRUCTIONS FOR COMPLETING PROFESSIONAL[1] COMPENSATION
DATA CARD FORMAT NO. A
(All fields justified right and zero filled)

FIELD	NAME	CARD COLS.
1.	Card Number - Employee data card enter as letter A.	1
2	Defense Organizational Entity - Enter appropriate code number from DoD Activity Code listing.	2-7
3	Birth Date - Give the last two digits of the year in which you were born.	8-9
4	Sex - Male = 1; Female = 3	10
5	Social Security Number	11-19
6	Standard Metropolitan Statistical Area (SMSA) Enter appropriate code number from DoD Activity Code listing	20-22
7	Occupation From the following list of occupations, choose the one which best describes your field of work. This should describe what you are working as, regardless of the field of your college training. Appendix B includes some of the processes, techniques, and areas of investigation typically included in each occupation. Therefore, some duplication does exist. This is not meant to be an exhaustive list, but to serve as a guide to the selection of the occupation which best describes your work activities. Examine these carefully before making your choice. Fill in the two-digit code of the occupation you have selected. For multi-discipline positions (such as managers of units encompassing many fields and occupations) enter 15, if work is principally engineering; enter 28, if work is principally scientific; enter 30, if it encompasses both equally.	23-24

01 Aeronautical and Astronautical Engineering
02 Ceramic Engineering
03 Chemical Engineering
04 Civil Engineering
05 Electrical and Electronic Engineering
06 Engineering Mechanics
07 Industrial Engineering
08 Materials Engineering
09 Mechanical Engineering
10 Metallurgical Engineering
11 Mining and Petroleum Engineering
12 Nuclear or Reactor Engineering
13 Ocean Science Engineering
14 Sanitary Engineering
15 Other Engineering Fields
16 Physics
17 Chemistry
18 Astronomy
19 Atmospheric, Lithospheric, and Hydrospheric Specialties
20 Biology
(Continued)

FIELD	NAME	CARD COLS.
21 Sociology	26 Mathematics	
22 Anthropology	27 Interdisciplinary Specialties	
23 Linguistic Specialties	28 Other Scientific Specialties	
24 Economics	29 Systems Analysis/Systems Engineering	
25 Psychology	30 Multidiscipline Engineering and Scientific	

8 Functional Area - 25-26

From the following list of functions, select the category which best describes your work. These categories are based primarily on the nature of the work activities performed and not on the source of funds which supports it. If your activities include more than one function, choose the one in which you spend the most time. Fill in the two-digit code of the function selected.

01 Research 5/
02 Research Contract and Grant Technical Administration
03 Development 6/
04 Development Contract Technical Administration
05 Test and Evaluation 2/
06 Test and Evaluation Contract Technical Administration 2/

9 Supervisory Category - Select the category below (e.g., non-supervisory = 1) which best describes your supervisory responsibility. 27

1 Non-Supervisory Research and Development Staff

This person is responsible for the actual execution of research and development activities with little, if any, supervision of other professionals or administrative duties. He may supervise technicians and clerical personnel. He is considered to be a member of the Technical Staff.

2 Assistant Unit Head 3/

This person assists the Unit Head in the operation of the research and development group. Ordinarily, he is considered to be the first level technical supervisor in the group. His duties include direct supervisory responsibilities of the non-supervisory staff as delegated by the Unit Head. He acts in behalf of the Unit Head in his absence.

FIELD	NAME	CARD COLS.

3. Unit Head [3/]

This person is responsible for the operation of the smallest research and development group functioning as an organized unit which carries out one or more project or program activities. This is the first level in the organization at which the supervisor has hiring and termination authority or makes formal recommendations concerning hiring and termination.

4 Middle Management [3/]

This person is responsible for the operation of several research and development units and provides overall administration and direction of research and development for a major portion of his time. He is responsible for the execution of policy decisions in the company. However, this position is distinct from top management which deals primarily with policy making.

5 Top Management [3/]

Include such individuals as Laboratory or DoD Component Director or Commander, Technical Director, Chief Scientist, Associate Directors and the scientific and engineering members of principal staff offices reporting to these members of top management.

Research and development includes contract and grant administration described in Field 8.

10 Professional Experience [4/] - Specify the total number of years (full time plus full-time equivalent of part time) of professional experience. 28-29

11 Other jobs held - Specify the number of federal and non-federal R&D jobs held in other than the present DoD Component in which you are now employed. Leave blank if none; enter letter A if more than 9. 30

12 Length of Current Employment - Specify the number of years, to the nearest 6 months, you have been employed in the present DoD Component in which you are now employed. If less than six months, leave blank. 31-32

13 Degree Level - Give the last two digits of the year in which each DEGREE was granted. If you have more than one degree at any level, give the year in which the first degree was granted. Exclude honorary degrees. If you were foreign educated, give the United States equivalent of the foreign degree.

FIELD	NAME	CARD COLS.

13 Degree Level -(Continued)

If no degree earned, leave blank.

BS or BA	33-34
MS or MA	35-36
Doctorate	37-38
DVM	39-40
DDS	41-42
MD	43-44

14 Field of Degrees - From the following list, choose the field in which you attained your highest educational degree. If you have more than one degree at the highest level, give the field in which the first degree was granted. If you have an M.D. or D.D.S. degree and a doctorate, give the field in which the M.D. or D.D.S. degree was granted. Mark the field you have selected. See Appendix A for a list of the specific degrees included in each field. 45

1. Engineering
2. Chemistry
3. Physics
4. Other Physical Sciences
5. Life Sciences-Health and Related
6. Life Sciences - Other
7. Social Sciences and Psychology
8. Mathematics and Statistics
9. All Other Fields

15 Board Certification
If you are an M.D., indicate whether you are board certified. 46

1. Board certified
2. Not board certified

16 Monthly Salary - For civilians, enter monthly salary as of 1 September (annual salary divided by 12). For military, enter regular monthly compensation as of 1 September. (Total of base pay, housing and subsistence allowances) 47-50

17 Special Pays - For civilians, enter the past fiscal year's average monthly monetary allowances and differentials. For military, enter the past fiscal year's average of special pays (e.g., flight, medical and/or hazard pays). 51-54

18 Annual Leave - Enter number of days of annual leave taken. For civilians, enter leave taken during the last leave year. For military, enter leave taken during the past calendar year. 55-56

19 Sick Leave (Civilian only) - Enter the number of days of sick leave taken during the past leave year. 57-58

20 Grade Level - For Civilians, enter your General Schedule (GS) grade and the level within the grade (e.g., for GS-11, level 4, enter 1104). For FL-313 or equivalent appointments, enter 29. For military, enter military rank and years of military service to the nearest year (e.g., for Commander with 14 years, 7 months service, enter 0515). See reference (b) for military rank code. 59-62

FIELD	NAME	CARD COLS.
21	Rating (Military Only) - Indicate whether you are rated (pilot, navigator, etc.). 1. Rated 2. Non-rated	63
22	No. of Professionals Supervised - Enter number of professionals 1/ you supervise. Include both military and civilian professionals.	64-67
23	No. of Patent Applications - Enter the number of patent applications during the past fiscal year.	68-69
24	Technical Papers - Enter the number of papers published in technical journals during the past fiscal year. Papers published in more than one journal will be counted as one.	70-71
25	Technical Papers - Enter the number of papers presented (but not published) during the past fiscal year at national meetings of technical societies.	72-73
26	Scientific Meetings - Enter the number of national technical society meetings attended during past fiscal year. Exclude sectional meetings. Enter national meetings held more than 50 miles from city of employment.	74-75
27	Entrance Salary (Civil an Only) - For civilians, who were employed directly out of school during the year of the as-of-date of the data submission, enter your monthly entrance salary.	76-79

FOOTNOTES:

1/ Professionals are defined as full time government scientific and engineering personnel actively engaged in RDT&E activities. In the case of civilians it will include all those holding positions which fall into the following categories under the Civil Service Occupational Groups and Series of Classes, General Schedule (GS), August 1965.

GS-015	GS-413	GS-602	GS-850	GS-894	GS-1350
GS-180	GS-414	GS-680	GS-855	GS-896	GS-1360
GS-190	GS-415	GS-701	GS-861	GS-1301	GS-1370
GS-193	GS-430	GS-801	GS-870	GS-1306	GS-1372
GS-401	GS-434	GS-806	GS-871	GS-1310	GS-1382
GS-403	GS-435	GS-808	GS-880	GS-1313	GS-1384
GS-405	GS-440	GS-810	GS-881	GS-1315	GS-1390
GS-410	GS-470	GS-819	GS-890	GS-1320	GS-1520
GS-411	GS-471	GS-830	GS-892	GS-1321	GS-1529
GS-412	GS-601	GS-840	GS-893	GS-1330	GS-1530
				GS-1340	GS-1640

1/ (Continued) Military professionals, both officer and enlisted actively engaged in RDT&E activities, are those identified with the functions described in the above referenced civilian job series. Generally, these jobs are referenced in Department of Defense Occupational Conversion Tables DoD 1312.1-0, DoD 1312.1-E under DoD groups 5 and 6 of DoD 1312.10, and various other groups of DoD 1312.1-E, published under the provisions of reference (b). Lawyers, accountants, chaplains, social workers and educators should be excluded.

Data cards are not to be completed for technicians. A technician is defined generally as a non-professional working on an RDT&E project or program in support of a professional. In the case of civilians it will include, but not necessarily be limited to, those holding positions which fall into the following categories of the Civil Service Occupational Groups and Series of Classes, General Schedule (GS), August 1965:

GS-181	GS-647	GS-683	GS-1311
GS-404	GS-648	GS-802	GS-1341
GS-421	GS-649	GS-817	GS-1371
GS-644	GS-650	GS-818	GS-1374
GS-645	GS-659	GS-856	GS-1521

Military technicians identified in DoD Instruction 1312.1-E or who meet the above guidelines should not be included.

2/ Definition of Test and Evaluation

The proof testing of equipment, materials, devices, components, systems and methodologies under controlled conditions and the systematic evaluation of test data to determine the degree of compliance of the test item with predetermined criteria and requirements. This work is characterized by the application of test plans to be carried out in-house or under contract or grant utilizing one or more of the following kinds of tests: physical measurement techniques, controlled laboratory, shop, and field (demonstration) trials; and simulated environmental techniques. Testing directly related to research or development of hardware will be covered under those categories.

This category includes

(a) Testing to determine the suitability of the test item for use in its environment

(b) Production and post-production testing to determine operational readiness

2/ (Continued)

(c) Testing in regulatory programs to determine compliance with laws, regulations and standards

(d) Testing in the social sciences using demonstration or experimental and control groups to determine the effectiveness of new methodologies or practices.

3/ Professional supervisor - refers to professionals who spend a major portion of their time in the direction and or administration of analytical, scientific or technical efforts. This includes the executives of the organization and the principal line and staff offices concerned with the technical efforts. Middle and first line management includes such individuals as group leaders, research managers, section heads, project leaders, research supervisors, department heads, and branch heads who spend over half of their time in managing, directing, planning and administering the activities of others.

4/ Full-Time Equivalents

Full-time equivalents are part-time work converted into full-time units, each unit equaling the number of hours normally worked per week at the place of employment. For example, if you worked 20 hours per week for a year, this would be equivalent to six months of full-time work, assuming 40 hours per week in the normal work week.

Professional Experience

Professional experience refers to experience in a position in which training equivalent to that acquired through completion of a four year college course is required and in which the knowledge acquired by such academic training is essential to the performance of the duties.

5/ Research - Includes all effort directed toward increased knowledge of natural phenomena and environment and efforts directed toward the solution of problems in the physical, behavioral and social sciences that have no clear direct military application. It would, thus, by definition, include all basic research and, in addition, that applied research directed toward the expansion of knowledge in various scientific areas regardless of the type of funds used. It does not include efforts directed to prove the feasibility of solutions of problems of immediate military importance or time-oriented investigations and developments. The Research elements are further characterized by using level of effort as the principal program control.

6/ Development -

a. Exploratory Development - Includes all effort directed toward the solution of specific military problems, short of major development projects. This type of effort may vary from fairly fundamental applied research to quite sophisticated bread-board hardware, study, programming and planning efforts. It would thus include studies, investigations and minor development effort. The dominant characteristic of this category of effort is that it be pointed toward specific military problem areas with a view toward developing and evaluating the feasibility and practicability of proposed solutions and determining their parameters regardless of the type of funds used. Program control of the Exploratory Development element will normally be exercised by general level of effort.

b. Advanced Developments - Include all projects which have moved into the development of hardware for experimental or operational test regardless of the type of funds used. It is characterized by line item projects and program control is exercised on a project basis. A further descriptive characteristic lies in the design of such items being directed toward hardware for test or experimentation as opposed to items designed and engineered for eventual Service use. Examples are VTOL Aircraft, ARTEMIS, Experimental Hydrofoil, X-15, and Aerospace Plane Components.

c. Engineering Developments - Include those development programs being engineered for Service use but which have not yet been approved for procurement or operation. For example: MAULER, TYPHON, and F-111. This area is characterized by major line item projects and program control will be exercised by review of individual projects.

INSTRUCTIONS FOR COMPLETING INSTITUTIONAL DATA CARD FORMAT B
(All fields justified right and zero filled)

FIELD	NAME	CARD COLS.
1	Card Number - Institutional card, enter as letter B.	1
2	Defense Organizational Entity - Enter appropriate code number from DoD Activity Code listing.	2-7
3	Hires - Number of civilian professionals hired in the previous fiscal year.	8-10
4	Number of scientific and engineering (S&E) officers acquired in the previous fiscal year.	11-12
5	Number of scientific and engineering (S&E) enlisted personnel acquired in the previous fiscal year.	13-14
6	Separations - Number of civilian professionals who left the employ of your organization during the previous fiscal year.	15-16
7	Number of S&E officers reassigned from organization during past fiscal year.	17-18
8	Number of S&E enlisted personnel reassigned from organization during past fiscal year	19-21
9	Training - Total number of man months of technical training in prior fiscal year for civilians.	22-25
10	Total number of man months of technical training in prior fiscal year for military personnel.	26-28
11	Co-op Students - Enter the number of co-op students assigned to your organization during the prior fiscal year.	29-30
12	NAS-NRC Post Doctoral Fellowships - Enter the number of post doctoral fellows assigned to your organization during the last fiscal year.	31-32

DOD ACTIVITY CODE LISTING

NOTE

For the 1968 Survey, your activity code number and Standard Metropolitan Statistical Area (SMSA) have been pre-entered on the Formats A and B provided to you as attachments to letter initiating the Survey.

EDUCATIONAL DEGREE FIELDS

APPENDIX A

This appendix contains a complete description of the educational degree fields listed in Field 14. The specific degrees included under each field are given as an aid to the selection of the correct category.

1. ENGINEERING SCIENCES

- a. Aeronautical
- b. Chemical
- c. Civil (including Architectural and Structural
- d. Electrical
- e. Mechanical
- f. Metallurgical
- g. Nuclear
- h. Other Engineering Sciences include:
  - (1) Agricultural
  - (2) Ceramic
  - (3) Geological
  - (4) Industrial
  - (5) Mineral
  - (6) Mining
  - (7) Petroleum
  - (8) Textile
  - (9) Other engineering fields

2. CHEMISTRY

- a. Agricultural and Food Chemistry
- b. Analytical Chemistry
- c. Inorganic Chemistry
- d. Organic Chemistry
- e. Physical Chemistry
- f. Physical Organic Chemistry
- g. Radiochemistry
- h. Isotope Chemistry
- i. Theoretical Chemistry
- j. Other Chemistry

3. PHYSICS

- a. Acoustics
- b. Atomic and Molecular Physics
- c. Electromagnetic Phenomena
- d. Electron Physics and Gaseous Discharge
- e. Mechanics
- f. Nuclear Physics and Cosmic Rays
- g. Optics
- h. Solid State Physics
- i. Thermodynamics
- j. Other Physics

4. OTHER PHYSICAL SCIENCES

- a. Astronomy
- b. Earth Sciences include:
  - (1) Climatology
  - (2) Geochemistry
  - (3) Geodesy and Cartography
  - (4) Geology
  - (5) Geophysics
  - (6) Hydrology and hydrography
  - (7) Meteorology
  - (8) Mineralogy
  - (9) Petrography and Petrology
  - (10) Seismology and volcanology
  - (11) Stratagraphy, geomorphology, and tectonophysics
  - (12) Terrestrial magnetism and electricity
  - (13) Other earth sciences
- c. Metallurgy
- d. Other Physical Sciences

5. LIFE SCIENCES - HEALTH AND RELATED

- a. Medicine and Osteopathy
  - (1) Internal medicine includes:
    - (a) Allergy
    - (b) Cardiovascular diseases
    - (c) Dermatology
    - (d) Gastroenterology
    - (e) Hematology
    - (f) Metabolism and endocrinology
    - (g) Neurology
    - (h) Pulmonary disease
  - (2) Obstetrics and gynecology
  - (3) Ophthalmology

5. LIFE SCIENCES -HEALTH AND RELATED (Continued)

(4) Otolaryngology
(5) Pathology includes:
  (a) Pathological anatomy
  (b) Clinical pathology
  (c) Forensic pathology
(6) Pediatrics includes:
  (a) Pediatric allergy
(7) Physical medicine and rehabilitation
(8) Preventive medicine includes:
  (a) Aviation medicine
  (b) Occupational medicine
  (c) Public health
(9) Psychiatry
(10) Radiology
(11) Surgery includes:
  (a) Anesthesiology
  (b) Neurosurgery
  (c) Oral surgery
  (d) Orthopedic surgery
  (e) Pediatric surgery
  (f) Plastic surgery
  (g) Thoracic surgery
  (h) Urology
(12) Other includes:
  (a) Geriatrics
  (b) Neurology
  (c) Podiatry
  (d) Radiology

b. Dental includes:
(1) Endodontics
(2) Oral pathology
(3) Oral surgery
(4) Orthodontics
(5) Pedodontics
(6) Periodontics
(7) Prosthodontics
(8) Public health

c. Veterinary Medicine
(1) Clinical
(2) Anatomy
(3) Physiology
(4) Pharmacology
(5) Parasitology
(6) Surgery
(7) Medicine
(8) Laboratory animal medicine
(9) Radiology
(10) Pathology
(11) Biomedical engineering
(12) Public health and preventive medicine
(13) Nuclear medicine

d. Other includes:
(1) Anatomy includes:
  (a) Cytology
  (b) Neuroanatomy
  (c) Histology
(2) Biochemistry includes:
  (a) Enzymology
  (b) Metabolism
(3) Biophysics includes:
  (a) Biophysical chemistry
  (b) Radiation physics
  (c) Radiation biology

6. LIFE SCIENCES - OTHER

a. Agriculture includes:
(1) Agronomy
(2) Forestry
(3) Horticulture
(4) Biochemistry includes:
  (a) Enzymology
  (b) Metabolism
(5) Pathology
(6) Plant nutrition
(7) Botany
(8) Genetics
(9) Other life sciences - agricultural includes:
  (a) Ecology
  (b) Plant physiology
  (c) Food technology

b. Biology includes:
(1) Animal husbandry includes:
  (a) Dairy husbandry
  (b) Poultry husbandry
(2) Fish and wildlife
(3) Anatomy includes:
  (a) Cytology
  (b) Comparative anatomy
  (c) Embryology
  (d) Neuroanatomy
  (e) Histology
(4) Biochemistry includes:
  (a) Enzymology
  (b) Metabolism

(5) Biophysics includes:
  (a) Biophysical chemistry
  (b) Radiation physics
  (c) Physical biology
  (d) Radiation biology
(6) Microbiology includes:
  (a) Bacteriology
  (b) Immunology
  (c) Mycology
  (d) Parasitology
  (e) Rickettsiology
  (f) Virology
(7) Pathology
(8) Pharmacology
(9) Physiology
(10) Biology
(11) Entomology
(12) Nutrition
(13) Genetics
(14) Zoology (including helminthology)
(15) Radiology
(16) Other life sciences - biological includes:
  (a) Ecology
  (b) Hydrobiology
  (c) Physical anthropology
  (d) Toxicology
  (e) Food technology

7. SOCIAL SCIENCES

a. Anthropology (Social)
b. Economics (including Agricultural Economics)
c. Geography includes:
  (1) Economic geography
  (2) Social geography
d. Psychology includes:
  (1) Clinical psychology
  (2) Experimental psychology
  (3) Social psychology
  (4) Other psychology includes:
    (a) Physiological psychology
    (b) Psychobiology
e. Sociology
f. Other Social Sciences include:
  (1) Archeology
  (2) History
  (3) Political science
  (4) Other social sciences

8. MATHEMATICS AND STATISTICS

a. Algebra and Number Theory
b. Analysis
c. Biometrics and Biostatistics
d. Differential Equations (Ordinary and Partial)
e. Economic Statistics
f. Functional Analysis
g. Mathematical Logic and Theory of Sets
h. Mathematical Statistics
i. Numerical Analysis
j. Theoretical Mechanics and Mechanics of Continua
k. Topology and Geometry
l. Other Mathematics and Statistics

9. ALL OTHER FIELDS

a. Accounting
b. Architecture
c. Business
d. Classics
e. Education
f. English
g. Fine arts
h. Foreign Languages
i. Journalism
j. Law
k. Library Science
l. Music
m. Nursing
n. Philosophy
o. Social Work
p. Speech and Dramatic Arts
q. Theology
r. Other Fields in the Humanities and Professions not included in the Natural and Social Sciences Listed in Categories 1 Through 8 Above

OCCUPATIONAL FIELDS

APPENDIX B

This appendix contains a detailed description of the occupations listed in Field 7. This list includes some of the processes, techniques, and areas of investigation typically included in each occupation. Therefore, some duplication does exist. This is not meant to be an exhaustive list, but to serve as a guide to the selection of the occupation which best describes your work activities.

01 - AERONAUTICAL AND ASTRONAUTICAL ENGINEERING

Aerospace vehicle operations
Astrodynamics
Flight dynamics
Flight testing
Fluid flow
Ground support equipment
Propulsion
Reliability and maintainability
Structures

02 - CERAMIC ENGINEERING

Abrasives
Agglomeration, pelletization
Clay products
Cements, limes, plasters
Cold pressing, extrusion
Cements
Electronic ceramics
Enamels and refractory coatings for materials
Fiberization
Flame spraying
Glass
Hot pressing
Insulation, thermal and accoustical
Kilns, furnaces
Protective coatings for metals
Refractories
Sintering
Spraying, dipping, flow coating
Whiteware, porcelain, china

03 - CHEMICAL ENGINEERING

Bioengineering
Chemical separations
Construction materials and corrosion
Cryogenics
Electrochemical operations
Energy conversion and transfer
Environmental control
Extractive processes
Fluid flow and dynamics
Food processing
Fuels and combustion
Inorganic chemicals
Instrumentation and process control
Kinetics and catalysis
Mass transport
Mixing
Nuclear processes
Organic chemicals
Particle technology
Petroleum-derived products
Plant design and construction
Polymers and polymerization
Process development
Water treatment

04 - CIVIL ENGINEERING

Construction
Highways
Hydraulics
Hydropower plants

04 - CIVIL ENGINEERING (Contd)

Irrigation and drainage
Pipeline
Solid mechanics and foundation
Structural design
Surveying and mapping
Urban planning and development
Waterways and harbor development

05 - ELECTRICAL AND ELECTRONIC ENGINEERING

Illumination
Instrumentation and test equipment
Navigation and guidance
Nondestructive inspection
Power generation, transmission and distribution
Power supplies and regulators
Reliability and quality control
Simulation and modeling of physical systems
Systems design and analysis
Communications
Audio and electroacoustics
Automatic controls
Broadcasting
Components
Computers
Data processing and information systems
Electrochemistry
Electromagnetics, radar
Electromechanics
Electrophysics
Circuit theory and device design
Electronic heating

06 - ENGINEERING MECHANICS

Acoustics
Continuum mechanics
Dynamics
Elasticity
Fluid mechanics
Fracture (including fatigue)
Impact dynamics
Materials applications
Mathematical methods
Plasticity
Properties of materials
Statics
Stress analysis
Thermodynamics
Vibration
Viscoelasticity

07 - INDUSTRIAL ENGINEERING

Engineering economics
Methods and work simplification
Maintainability
Maintenance engineering
Materials handling
Operations research
Packaging
Plant layout
Production engineering
Quality control
Reliability
Safety
Standards, testing of materials
Time and motion study
Traffic

08 - MATERIALS ENGINEERING

Characteristics of materials
Chemical modification of materials
Composite materials
Creep, fatigue and fracture strength
Design allowables
Development of specifications and standards
Elastic behavior of materials
Environmental factors
Fabrication
Failure analysis
Fractography
Inelastic behavior of materials
Material selection
Metallic materials
Organic materials
Physical modification of materials
Polymerization and copolymerization
Strength analysis
Strength of materials
Stress analysis

09 - MECHANICAL ENGINEERING

Aerospace mechanics
Air conditioning
Air pollution control
Automotive
Combustion
Construction
Controls
Dies, castings, and forgings
Fluid mechanics
Gas dynamics
Heat transfer, thermodynamics
Internal combustion engines
Large power plants
Lubrication
Machine design
Machine tools
Materials handling
Machine dynamics
Mechanisms
Packaging, preserving and shipping
Precision machinery
Propulsion
Reciprocating and turbo-machinery
Refrigeration
Sheet metal processes
Solid mechanics
Tools
Water supply

10 - METALLURGICAL ENGINEERING

Alloy development
Design of structures and machinery
Evaluation of metal products and processes
Failure analysis
Foundry technology
Grinding and wear resistant materials
Inclusion studies
Iron and steel technology
Joining of metals
Mechanics of plastic deformation
Mineral resources
Ores, separation and beneficiation
Powder, pellets, fiber and splatter
Properties of materials
Refractory metals
Residual element analysis
Rolling of plate and shape
Zone refining

11 - MINING AND PETROLEUM ENGINEERING

Beneficiation
Geology
Geophysics
Open cut mining
Petroleum exploration and development
Petroleum production
Petroleum underground storage
Pipelines
Placer mining
Underground mining

12 - NUCLEAR OR REACTOR ENGINEERING

Criticality control
Energy conversion
Fission product chemistry
Fission product transport and deposition
Heat transfer and fluid flow
Irradiation experiments
Isotope power systems
Neutron physics
Nuclear explosives
Nuclear instrumentation
Nuclear materials development
Nuclear power systems
Nuclear propulsion
Radiation effects
Radiation dosimetry
Reactor design
Reactor engineering
Reactor experiments
Reactor operations
Reactor safety
Shielding

13 - OCEAN SCIENCE ENGINEERING

Acoustics (underwater sound propagation)
Allowables
Bathometry
Configuration
Corrosion
Fluid dynamics (wave theory)
Geodesy (navigation)
Geophysics
Loads
Marine biology
Marine chemistry
Marine machinery

13 - OCEAN SCIENCE ENGINEERING (Continued)

Marine physics
Materials
Meteorology
Mineralogy
Naval architecture
Oceanography
Seismology
Stress
Structures
Vibration
Weighs

14 - SANITARY ENGINEERING

Air pollution
Communicable disease control
Design of solid waste disposal systems
Design of swimming pools
Industrial lighting
Industrial waste treatment plant design
Measurement and control of industrial hazards
Milk and food sanitation
Radiation
Rodent control
Sewage treatment plant design
Sound pressure levels
Waste treatment and disposal
Water pollution control
Water supply and use
Water treatment plant design

15 - OTHER ENGINEERING FIELDS

Agricultural
Architectural
Engineering physics
Geological
Geophysical
Mineral
Textile
Transportation

16 - PHYSICS

Acoustics
Atomic and molecular physics
Electromagnetism
Electronics
Elementary particles
Mechanics
Nuclear physics
Optics
Physics of fluids
Solid state physics
Thermal physics
Other physical specialties

17 - CHEMISTRY

Analytical chemistry
Inorganic chemistry
Organic chemistry
Physical chemistry
Agricultural and food chemistry
Biochemistry
Geochemistry

18 - ASTRONOMY

Astronomy
Astrophysics
Celestial mechanics
Comets, meteors, interplanetary medium
Cosmology and cosmogony
Design of astronomical instruments
Galaxies
Navigation, geodetic astronomy
Origin of cosmic rays
Photometry of astronomical sources
Physics of the interstellar medium
Planets, satellites
Radio astronomy
Space astronomy
Spectroscopy of astronomical sources
Star systems and statistical astronomy
Stellar energy generation, nucleogenesis, stellar evolution
The sun
Variable stars

19 - ATMOSPHERIC, LITHOSPHERIC AND HYDROSPHERIC SPECIALTIES

Atmospheric dynamics, chemistry, and physics
Climatology
Synoptic meteorology
Area specializations
Meteorological instrumentation
Geochemistry
Geodesy
Geology
Paleontology
Solid-earth geophysics
Geography
Hydrology
Oceanography

20 - BIOLOGY

Anatomy
Botany
Ecology
Entomology
Genetics
Immunology
Microbiology
Nutrition
Pathology
Pharmacology
Physiology
Plant pathology
Virology
Zoology
Agronomy
Animal husbandry
Fish and wildlife
Forestry
Range management
Horticulture
Other bio-medical specialties

21 - SOCIOLOGY

Socio-cultural theory
Methodology
Demography and population
Rural-urban sociology
Social change and development
Social organization, structure, and institutions
Social problems, social disorganization
Social psychology

22 - ANTHROPOLOGY

Archeology
Ethnology
History of Anthropology
Methodology
Anthropological linguistics
Physical anthropology
Social/cultural anthropology
Anthropological folklore
Cultural ecology
Economic anthropology
Ethnomuseology
Human paleontology
Museology
Primatology
Psychological anthropology

23 - LINGUISTIC SPECIALTIES

Applications to language teaching
Descriptive linguistics
General linguistics
Historical and comparative linguistics
Language in relation to other fields
Language policies
Literacy and writing systems
Mechanized applications
Phonetics
Experimental, comparative and physiological psychology
Acoustics

24 - ECONOMICS

General economic theory
Economic history; history of thought
Economic systems, development and planning
Economic statistics

Monetary and fiscal theory and institutions
International economics
Business finance and administration marketing and accounting
Industrial organizations; government and business, industry studies
Land economics
Labor economics
Population; welfare programs; standards of living
Mathematics of resource use

25 - PSYCHOLOGY

Clinical psychology
Counseling and guidance
Developmental psychology
Education psychology
General psychology
Industrial and personnel psychology
Personality
Social psychology
Social problems, social disorganization
Experimental, comparative and physiological psychology
Psychometrics
Statistics
Mathematics of resource use
Numerican methods and computations
Probability
Pharmacology

26 - MATHEMATICS

Algebra
Analysis and functional analysis
Geometry
Logic
Mathematics of resource use
Number theory
Numerical methods and computation
Topology
Probability
Statistics

27 - INTERDISCIPLINARY SPECIALTIES

Agricultural and food chemistry
Biochemistry
Biophysics
Electronics
Experimental, comparative and physiological psychology
Physical chemistry
Psychometrics
Soil specialties
Social psychology
Statistics

28 - OTHER SPECIALTIES

Abstracting
Cartography
Code development
Compiling and editing
Education
Fine and applied arts
History
History of science, social science, and mathematics
Home economics
Indexing
Information retrieval
Information system design
Journalism
Law, jurisprudence
Library and archival science
Literature of science, social science, and mathematics
Methodology of second language teaching
Music
Nomenclature
Patent law
Philosophy
Photogrammetry
Political science
Project appraisal and control
Public administration
Speech
Tariffs
Teaching of science, social science, and mathematics
Translation

PROFESSIONAL COMPENSATION DATA CARD - FORMAT A

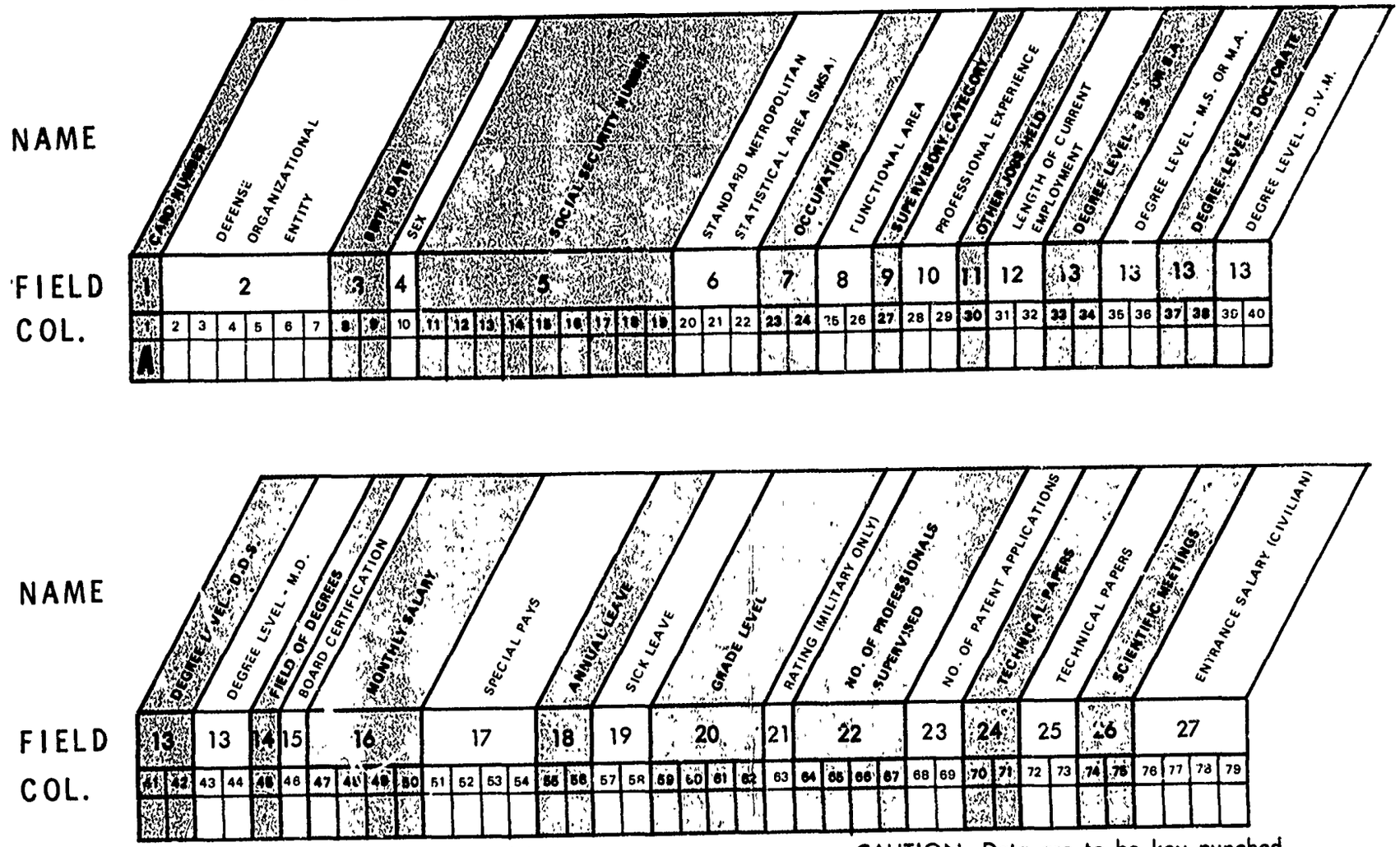

Report Control Symbol DD-DR&E (A) 877
Local reproduction is authorized

CAUTION: Data are to be key punched, so please print legibly.

PROFESSIONAL COMPENSATION DATA CARD - FORMAT B

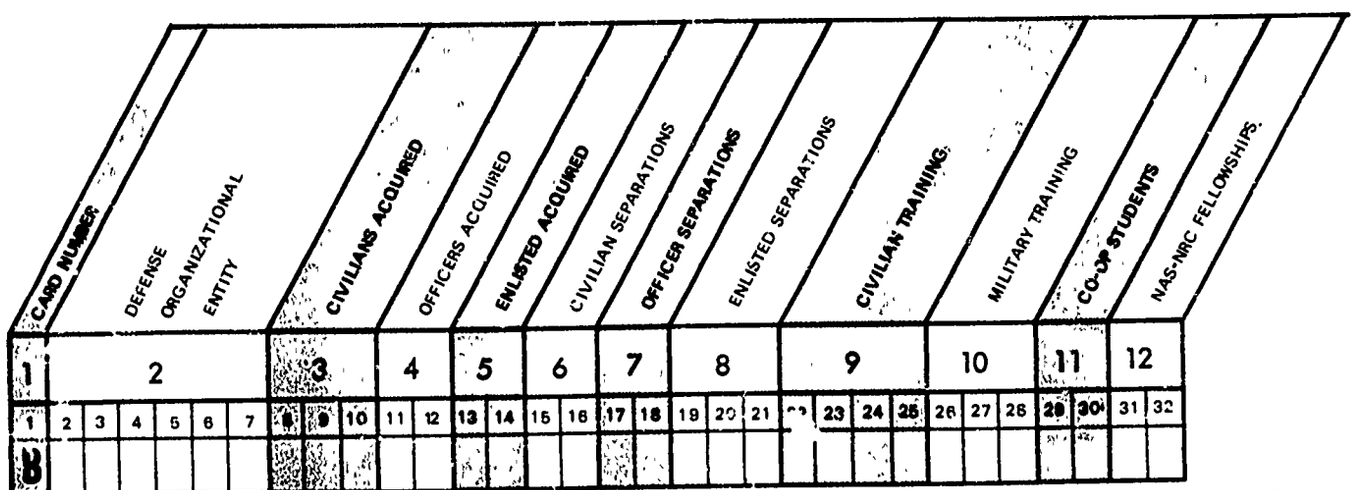

Report Control Symbol DD-DR&E (A) 877
Local reproduction is authorized

CAUTION: Data are to be key punched, so please print legibly.