



RADC-TR-71-248
Technical Report
August 1971



AD734547

INVESTIGATION OF LASER PROPAGATION PHENOMENA

The Ohio State University
ElectroScience Laboratory

Department of Electrical Engineering
Columbus, Ohio 43212

Sponsored by
Advanced Research Projects Agency
ARPA Order No. 1279

D D C
RECEIVED
JAN 5 1972
RECEIVED
B

Approved for public release;
distribution unlimited.

The views and conclusions contained in this document are those of the authors and should not be interpreted as necessarily representing the official policies, either expressed or implied, of the Advanced Research Projects Agency or the U.S. Government.

Reproduced by
**NATIONAL TECHNICAL
INFORMATION SERVICE**
Springfield, Va 22151

Rome Air Development Center
Air Force Systems Command
Griffiss Air Force Base, New York

R

49

When US Government drawings, specifications, or other data are used for any purpose other than a definitely related government procurement operation, the government thereby incurs no responsibility nor any obligation whatsoever; and the fact that the government may have formulated, furnished, or in any way supplied the said drawings, specifications, or other data is not to be regarded, by implication or otherwise, as in any manner licensing the holder or any other person or corporation, or conveying any rights or permission to manufacture, use, or sell any patented invention that may in any way be related thereto.

ACCESSION FOR		
CFSTI	WHITE SECTION	<input checked="" type="checkbox"/>
DOC	BUFF SECTION	<input type="checkbox"/>
U. A. ROUNDED		<input type="checkbox"/>
U. S. I. G. I. O. N		
BY		
DISTRIBUTION/AVAILABILITY CODES		
DIST.	AVAIL.	and/or SPECIAL
A		

If this copy is not needed, return to RADC (OCSE), GAFB, NY 13440.

INVESTIGATION OF LASER PROPAGATION PHENOMENA

**S. A. Collins
G. W. Reinhardt**

**Contractor: The Ohio State University
ElectroScience Laboratory
Contract Number: F30602-71-C-0132
Effective Date of Contract: 30 December 1970
Contract Expiration Date: 29 December 1971
Program Code Number: 9E20**

**Principal Investigator: Dr. Stuart A. Collins, Jr.
Phone: 614 422-5045**

**Project Engineer: Edward K. Damon
Phone: 614 422-5953**

**Contracting Engineer: Raymond P. Urtz, Jr.
Phone: 315 330-3443**

**Approved for public release;
distribution unlimited.**

**This research was supported by the
Advanced Research Projects Agency
of the Department of Defense and
was monitored by Raymond P. Urtz,
Jr., RADC (OCSE), GAFB, NY 13440
under Contract F30602-71-C-0132.**

DOCUMENT CONTROL DATA - R&D

(Security classification of title, body of abstract and indexing annotation must be entered when the overall report is classified)

1. ORIGINATING ACTIVITY (Corporate author) ElectroScience Laboratory Department of Electrical Engineering, The Ohio State University, Columbus, Ohio 43212		2a. REPORT SECURITY CLASSIFICATION Unclassified	
		2b. GROUP	
3. REPORT TITLE INVESTIGATION OF LASER PROPAGATION PHENOMENA			
4. DESCRIPTIVE NOTES (Type of report and inclusive dates) Interim Technical Report - January 1, 1971 to July 1, 1971			
5. AUTHOR(S) (Last name, first name, initial) S.A. Collins and G.W. Reinhardt			
6. REPORT DATE August 1971		7a. TOTAL NO. OF PAGES 44	7b. NO. OF REFS
8a. CONTRACT OR GRANT NO. Contract F 30602-71-C-0132 b. ARPA Order 1279 c. Program Code 1E20 d.		9a. ORIGINATOR'S REPORT NUMBER(S) ElectroScience Laboratory 3163-2	
		9b. OTHER REPORT NO(S) (Any other numbers that may be assigned this report) RADC-TR-71- 205 248	
10. AVAILABILITY/LIMITATION NOTICES Approved for public release, distribution unlimited.			
11. SUPPLEMENTARY NOTES Monitored by: RADC (OCSE)/R. Urtz Griffiss AFB N.Y. 13440		12. SPONSORING MILITARY ACTIVITY Advanced Research Projects Agency 1400 Wilson Blvd. Arlington, Va. 22209	
13. ABSTRACT This report deals with theoretical investigations in the area of linear atmospheric propagation phenomena and microturbulence statistics. It specifically deals with the examination of proper averaging times required for propagation experiments and with theoretical backup for phase structure function measurements. Finally, a bibliography on optical propagation which was prepared earlier has been updated.			

14. KEY WORDS	LINK A		LINK B		LINK C	
	ROLE	WT	ROLE	WT	ROLE	WT
<p>Averaging time Phase structure function Micrometeorology Laser propagation</p>						

INSTRUCTIONS

1. **ORIGINATING ACTIVITY:** Enter the name and address of the contractor, subcontractor, grantee, Department of Defense activity or other organization (*corporate author*) issuing the report.

2a. **REPORT SECURITY CLASSIFICATION:** Enter the overall security classification of the report. Indicate whether "Restricted Data" is included. Marking is to be in accordance with appropriate security regulations.

2b. **GROUP:** Automatic downgrading is specified in DoD Directive 5200.10 and Armed Forces Industrial Manual. Enter the group number. Also, when applicable, show that optional markings have been used for Group 3 and Group 4 as authorized.

3. **REPORT TITLE:** Enter the complete report title in all capital letters. Titles in all cases should be unclassified. If a meaningful title cannot be selected without classification, show title classification in all capitals in parentheses immediately following the title.

4. **DESCRIPTIVE NOTES:** If appropriate, enter the type of report, e.g., interim, progress, summary, annual, or final. Give the inclusive dates when a specific reporting period is covered.

5. **AUTHOR(S):** Enter the name(s) of author(s) as shown on or in the report. Enter last name, first name, middle initial. If military, show rank and branch of service. The name of the principal author is an absolute minimum requirement.

6. **REPORT DATE:** Enter the date of the report as day, month, year, or month, year. If more than one date appears on the report, use date of publication.

7a. **TOTAL NUMBER OF PAGES:** The total page count should follow normal pagination procedures, i.e., enter the number of pages containing information.

7b. **NUMBER OF REFERENCES:** Enter the total number of references cited in the report.

8a. **CONTRACT OR GRANT NUMBER:** If appropriate, enter the applicable number of the contract or grant under which the report was written.

8b, 8c, & 8d. **PROJECT NUMBER:** Enter the appropriate military department identification, such as project number, subproject number, system numbers, task number, etc.

9a. **ORIGINATOR'S REPORT NUMBER(S):** Enter the official report number by which the document will be identified and controlled by the originating activity. This number must be unique to this report.

9b. **OTHER REPORT NUMBER(S):** If the report has been assigned any other report numbers (*either by the originator or by the sponsor*), also enter this number(s).

10. **AVAILABILITY/LIMITATION NOTICES:** Enter any limitations on further dissemination of the report, other than those imposed by security classification, using standard statements such as:

- (1) "Qualified requesters may obtain copies of this report from DDC."
- (2) "Foreign announcement and dissemination of this report by DDC is not authorized."
- (3) "U. S. Government agencies may obtain copies of this report directly from DDC. Other qualified DDC users shall request through _____."
- (4) "U. S. military agencies may obtain copies of this report directly from DDC. Other qualified users shall request through _____."
- (5) "All distribution of this report is controlled. Qualified DDC users shall request through _____."

If the report has been furnished to the Office of Technical Services, Department of Commerce, for sale to the public, indicate this fact and enter the price, if known.

11. **SUPPLEMENTARY NOTES:** Use for additional explanatory notes.

12. **SPONSORING MILITARY ACTIVITY:** Enter the name of the departmental project office or laboratory sponsoring (*paying for*) the research and development. Include address.

13. **ABSTRACT:** Enter an abstract giving a brief and factual summary of the document indicative of the report, even though it may also appear elsewhere in the body of the technical report. If additional space is required, a continuation sheet shall be attached.

It is highly desirable that the abstract of classified reports be unclassified. Each paragraph of the abstract shall end with an indication of the military security classification of the information in the paragraph, represented as (TS), (S), (C), or (U).

There is no limitation on the length of the abstract. However, the suggested length is from 150 to 225 words.

14. **KEY WORDS:** Key words are technically meaningful terms or short phrases that characterize a report and may be used as index entries for cataloging the report. Key words must be selected so that no security classification is required. Identifiers, such as equipment model designation, trade name, military project code name, geographic location, may be used as key words but will be followed by an indication of technical context. The assignment of links, rules, and weights is optional.

PUBLICATION REVIEW

This technical report has been reviewed and is approved.

Raymond P. Vitz Jr.
RADC Project Engineer

ABSTRACT

This report deals with theoretical investigations in the area of linear atmospheric propagation phenomena and microturbulence statistics. It specifically deals with the examination of proper averaging times required for propagation experiments and with theoretical backup for phase structure function measurements. Finally, a bibliography on optical propagation which was prepared earlier has been updated.

CONTENTS

	Page
INTRODUCTION	1
AVERAGING TIMES	1
PHASE STRUCTURE FUNCTION STUDIES	16
BIBLIOGRAPHY OF OPTICAL PROPAGATION IN A TURBULENT ATMOSPHERE	30
SUMMARY	42
BIBLIOGRAPHY	43

INTERIM TECHNICAL REPORT

INTRODUCTION

This is the first interim report under Contract No. F 30602-71-0132 entitled "Investigation of Laser Propagation Phenomena." This effort is aimed at providing theoretical support to the RADC Laser Propagation Program. The report covers the period January 1, 1971 to July 1, 1971.

The theoretical support is in the area of linear atmospheric propagation phenomena and microturbulence statistics. Other areas include theoretical support to the performance of propagation experiments and in the interpretation and processing of the data to ensure proper match between theory and experiment.

During the past six months effort has been concentrated in two areas; examination of proper averaging times required for propagation experiments and theoretical backup for phase structure function measurements. A bibliography on optical propagation prepared previously was also updated. The work on averaging times is in direct support to the experimental program at RADC because it is intended to supply information to be used in the data taking procedure. Some suggestions have already been incorporated into the data-taking procedure. The phase structure function work consists of the calculation of curves of interest in experiment design and interpretation. Specifically the curves predict the contribution of various portions of the path to the final measured value of the phase structure function for a spherical wave and for horizontal and slant paths in the turbulent boundary layer. These will be useful in interpretation of results and in future design of experiments. The bibliography is an extension of a previous work.

These items will now be considered in detail starting with the work on averaging times!

AVERAGING TIMES

In any type of measurement involving random quantities, the quantities of interest must be average values because it is only the average values which have any chance of being reproducible and predictable. Such quantities as means, variances and covariances, which are of interest in one application or another are all examples. However, in order for these quantities to be reproducible, and therefore meaningful, the averages must be taken over a representative set of values, a set large enough to include all the values to be encountered in the proper proportion. It is to answer the question of how much data to take in order to provide such a set of values that this study has been undertaken. This study is by no means complete. The chief result to date has been an examination of the literature to determine the various approaches used there. Results of this examination will be presented here.

There are several criteria for determining what a proper averaging time might be. They are based on precision desired and on the duplication of conditions required by assumptions in theoretical developments. For example, in theories of light beam propagation in random media the assumption of homogeneity and isotropy are almost always invoked. Further one may well use the central limit theorem to simplify predictions involving not too long propagation paths. In taking the data one generally uses the ergodic theorem and measures time averages rather than ensemble averages. Finally the upper and lower spectral limits of the desired data must be considered. All of these points depend on the averaging time for satisfactory physical implementation. In this section we present a review of the various approaches in the literature to questions involving averaging times, indicating assumptions and making a few limited observations. Much of the work described comes from the micrometeorological literature, the rest stemming from communication sources. The various authors consider various aspects of averaging times, based on the criterion selected, Ergodic principle, etc.; and on the type of data, analog vs sampled data, time signals or power spectra, etc. These approaches will now be reviewed.

In the first approach (Lumley and Panofsky, 1964; Davenport and Root, 1950; Bendat and Piersol, 1966) to questions of averaging times the question posed is how long must a time average be in order for it to represent an ensemble average. The discussion considers a random stationary analog signal, call it $f(t)$. $f(t)$ could be a direct signal or some function of a signal. The object is to relate the time average,

$$(1) \quad \bar{f}(t) = \frac{1}{T} \int_0^T f(t+t') dt'$$

and the ensemble average $\langle f(t) \rangle$. Ensemble averages are denoted by angular brackets. The measure of the difference between the two is taken to be the ensemble average square difference, $\sigma^2(t)$ between the two.

$$(2) \quad \sigma^2(t) = \left\langle \left[\frac{1}{T} \int_0^T f(t+t') dt' - \langle f(t) \rangle \right]^2 \right\rangle$$

$\sigma^2(t)$ is the ensemble variance of the time average.

An expression for an appropriate averaging time is worked out in terms of $B(t')$, the ensemble covariance of $f(t)$, where

$$(3) \quad B(t') = \langle [f(t+t') - \langle f(t) \rangle] [f(t) - \langle f(t) \rangle] \rangle$$

and the autocorrelation $\rho(t) = B(t)/B(0)$. The basic expression is derived by first expressing Eq. (2) first as a double integral and then by putting it in terms of the autocorrelation to give

$$(4a) \quad \sigma^2 = \left\langle \frac{1}{T^2} \int_0^T \int_0^T [f(t+t') - \langle f(t) \rangle] [f(t+t'') - \langle f(t) \rangle] dt' dt'' \right\rangle$$

$$(4b) \quad = \frac{B(0)}{T^2} \int_0^T \int_0^T \rho(t'-t'') dt' dt''$$

The basic expression is simplified by transformation to sum and difference coordinates with the subsequent performance of one of the integrals.

$$(5) \quad t_1 = \frac{t'-t''}{1}, \quad t_2 = \frac{t'+t''}{2}$$

$$(6a) \quad \sigma^2 = \frac{2 B(0)}{T^2} \int_0^T dt_1 \rho(t_1) \int_{\frac{1}{2}t_1}^{T-\frac{1}{2}t_1} dt_2$$

$$(6b) \quad = \frac{2 B(0)}{T} \int_0^T \left(1 - \frac{t_1}{T}\right) \rho(t_1) dt_1$$

Equation (6b) can be further simplified if it is the case that the autocorrelation $\rho(t_1)$ drops to zero in a time much less than T . In that case the second term in the parenthesis inside the integral in Eq. (6b) is negligible. The result expressed in terms of I , the integral scale of the autocorrelation,

$$(7) \quad I = \int_0^{\infty} \rho(t_1) dt_1$$

is

$$(8) \quad T = \frac{2 B(0)}{\sigma^2} I$$

Equation (8) is put in a more useful form by expressing σ as a fraction, ϵ , of the ensemble mean, $\epsilon = \sigma / \langle f \rangle$, giving

$$(9) \quad T = \frac{2 B(0)}{\langle f \rangle^2} \frac{I}{\epsilon^2}$$

Equation (9) is the basic result. It is used to give averaging times formulas for several random quantities (Bendat and Piersol, 1966).

There are several points worth indicating about this result. The first is that it expresses an averaging time for $f(t)$ in terms of the ensemble averages $B(0)$, $\langle f(t) \rangle$ and an integral of an ensemble average! Thus, in order to estimate the averaging time required for time average to duplicate the ensemble average, it is necessary to already know some of these ensemble averages. To circumvent this problem, one might attempt a trial run, assume that the time averaged variance, mean, and integral scales are approximately realistic and estimate the averaging time. If the estimated value turns out to be what has already been used, then the measurements are at least consistent within the given framework.

A second point is indeed more significant: Eq. (9) says that for very long averaging times, the time and ensemble averages become identical! Thus, in situations where it is impossible or prohibitive to set up an ensemble of representative situations, then a time average can in principle be made to suffice. It was assumed that $f(t)$ was stationary, so that there are not any long term trends to worry about!

The final point concerns an interpretation of Eq. (9). One might regard a long time average as a sort of ensemble average if the time record could be partitioned into successive segments each uncorrelated. Then each segment could be regarded as an independent ensemble member and the time and ensemble averages would be comparable. In that sense the integral scale of the autocorrelation gives a time proportional to a decorrelation time. The quantity

$$2I \frac{B(0)}{\langle f \rangle^2}$$

might be a little more representative of a decorrelation time. Then the decorrelation time divided by the square of the desired precision gives the requisite averaging time.

Alternatively, (Bendat and Piersol, 1966) one can state the same concept in different terms by defining the equivalent bandwidth, W , where

$$W = 1/4I.$$

Then the time-bandwidth product, WT is defined as the number of degrees of freedom and identified with the number of independent ensemble members. Thus the fractional deviation from ensemble average, ϵ , is inversely proportional to the time-bandwidth product, as might be intuitively expected.

If one assumes a gaussian distribution of data, the equation

$$T = \frac{2 B(0) I}{\langle f \rangle^2 \epsilon^2}$$

can be further reduced. If the quantity to be measured is the mean square value of u , a gaussian random variable, then $B(0) = \langle (u^2 - \langle u^2 \rangle)^2 \rangle = 2\langle u^2 \rangle^2$, $\langle f \rangle^2 = \langle u^2 \rangle^2$, and

$$T = \frac{4 I}{\epsilon^2}$$

(Lumley and Panofsky, 1964). This equation, which assumes a Gaussian distribution, was applied to some microthermal data taken on March 23, 1971 at the Rome Air Development Center. Figure 1 shows the auto-correlation vs delay time for a single temperature sensor. The auto-correlation does approach a zero value so we assume that the integral scale does exist and trends in data are unobservable. From this graph we find that $I = 0.1$ sec. and

$$T = \frac{(4)(.1 \text{ sec})}{\epsilon^2}$$

for	$\epsilon = 10\%$	$T = 40 \text{ sec}$
	$\epsilon = 5\%$	$T = 160 \text{ secs}$
	$\epsilon = 2\%$	$T = 1000 \text{ secs}$

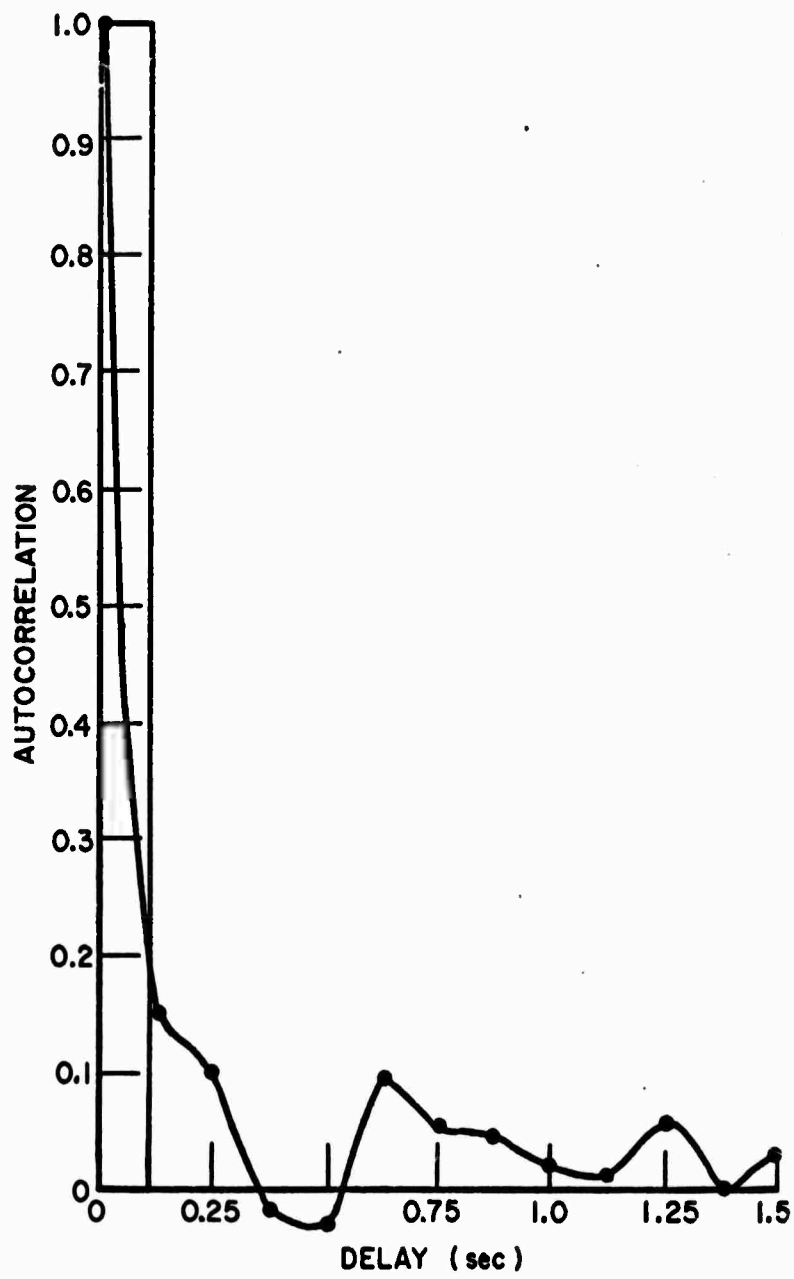


Fig. 1. Autocorrelation versus delay time of microthermal data.

A second approach (Charnock and Robinson, 1957) to the question of averaging times considers sampled data, again asking how long a data-taking duration is required. This method considers a random function of time sampled N times over a long interval T_0 from which are calculated the mean

$$\bar{f} = \frac{1}{N} \sum_{i=1}^N f_i$$

and variance

$$B_N(0) = \frac{1}{N} \sum_{i=1}^N (f_i - \bar{f})^2$$

The subscript N denotes explicitly the number of data samples used. The N data samples are divided into sections of s samples each and the question asked is how large must s be in order for the section variances, averaged over the sections, to approximate the complete variance $B_N(0)$.

The approach is to consider the variances of the individual sections. The quantity used for comparison is $\bar{B}_s(0)$, the section variances averaged over all the sections

$$(12) \quad \bar{B}_s(0) = \frac{1}{m} \sum_{a=0}^{m-1} \frac{1}{s} \sum_{i=as+1}^{as+s} (f_i - \frac{1}{s} \sum_{j=as+1}^{as+s} f_j)^2$$

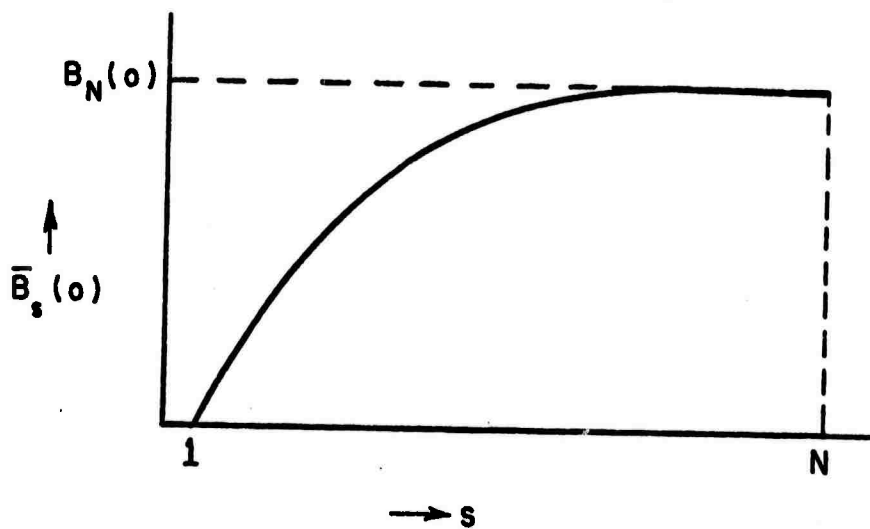
In Eq. (12) there are m sections of $s=N/m$ samples. The subscript "a" indexes the individual sections. If the whole trace is considered as just one section then $s = N$, $m = 1$ and $a = 0$. In that case $B_N(0)$ is merely the complete sample variance indicated in Eq. (11). If there is only one sample in each section, then

$$s = 1, m = N \text{ and } \sum_{j=as+1}^{as+s} f_j = f_{a+1}$$

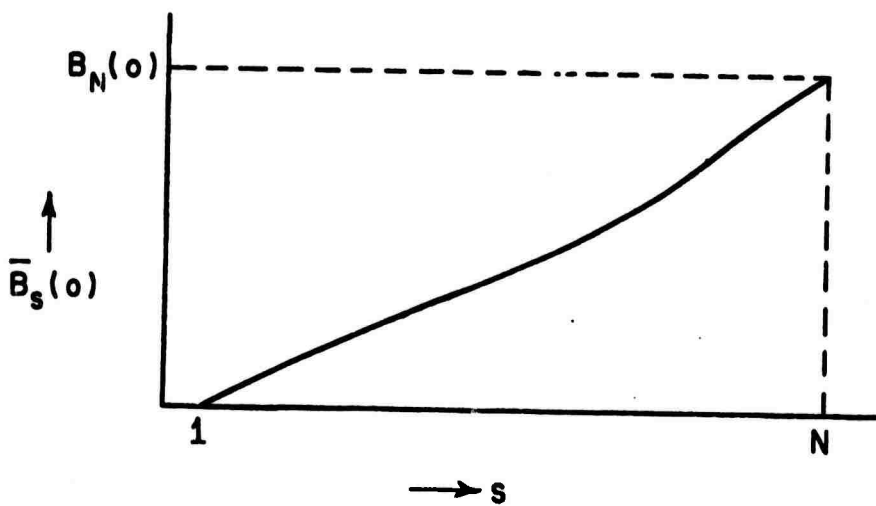
so that each term in the parenthesis in Eq. (12) is identically zero. Thus $\bar{B}_1(0) = 0$.

The question posed is what is the shape of the $\bar{B}_s(0)$ curve as a function of s ? The behavior one would like to see is to have the mean of the section variances, $\bar{B}_s(0)$, approach $B_N(0)$ for $s \ll N$. Then the

total number of samples, N , and the averaging time, T_{∞} , is well above that required in practice. The minimum number of samples would be that for which $B(0)$ initially comes within some preset region near $\bar{B}_N(0)$. For this situation the $B_s(0)$ vs s curve would be similar to that of Fig. 2a. If the total number of samples is too small then the $\bar{B}_s(0)$ curve might have a shape more nearly like that of Fig. 2b. Thus it is



(a)



(b)

Fig. 2. Variance versus averaging time.

the shape of the $\bar{B}_s(0)$ curve that determines the appropriateness of the averaging time. The values of N and s must be sufficiently large with $s \ll N$ to give the proper shape. In a sense this is also a self-consistency method as described because there is no a priori way stated for determining optimum values of s or T .

Continuing with this approach (Charnok and Robinson, 1957; Pasquill, 1962; Kahn, 1957 and Smith, 1962) the main points are made after Eq. (12) is simplified. To do this, add and subtract the long term average, \bar{f} , inside the parenthesis in Eq. (12), multiply out the square and simplify.

$$(13a) \quad \bar{B}_s(0) = \frac{1}{m} \sum_{a=0}^{m-1} \frac{1}{s} \sum_{as+1}^{as+s} (f_i - \bar{f} - \frac{1}{s} \sum_{as+1}^{as+s} (f_i - \bar{f}))^2$$

$$(13b) \quad = \frac{1}{m} \sum_{a=0}^{m-1} \frac{1}{s} \sum_{as+1}^{as+s} [(f_i - \bar{f})^2 - 2(f_i - \bar{f}) \frac{1}{s} \sum_{as+1}^{as+s} (f_i - \bar{f}) + (\frac{1}{s} \sum_{as+1}^{as+s} (f_i - \bar{f}))^2]$$

$$(13c) \quad = \frac{1}{m} \sum_{a=0}^{m-1} [\frac{1}{s} \sum_{as+1}^{as+s} (f_i - \bar{f})^2 - (\frac{1}{s} \sum_{as+1}^{as+s} (f_i - \bar{f}))^2]$$

Equation (13c) was the starting point for Charnok and Robinson. In the first term in Eq. (13b) the double summation is merely the complete sum over all samples so this term is merely $B_N(0)$. Thus Eq. (12) reduces to

$$(14) \quad \bar{B}_s(0) = B_N(0) - \frac{1}{m} \sum_{a=0}^{m-1} (\frac{1}{s} \sum_{as+1}^{as+s} (f_i - \bar{f}))^2$$

The second term in Eq. (14) contains the difference between the section means and the long term mean and indeed should go to zero if the sections become sufficiently long, leaving $B_N(0)$ as desired.

The second term in Eq. (14) can be further simplified by writing it in terms of the covariance $B_0(k)$, where

$$(15) \quad B_0(k) = \frac{1}{m(s-k)} \sum_{a=0}^{m-1} \sum_{i=as+1}^{as+s-k} (f_i - \bar{f}) (f_{i+k} - \bar{f})$$

Thus multiplying out the terms in the double summation in the second term in Eq. (14) and regrouping using Eq. (15) gives

$$(16a) \quad \bar{B}_S(0) - B_N(0) = \frac{1}{s} \left[\frac{1}{s} B_0(1-s) + \frac{2}{s} B_0(2-s) + \dots + \frac{s}{s} B_0(0) + \dots + \frac{1}{s} B_0(s-1) \right]$$

$$(16b) \quad = \frac{1}{s} \sum_{k=-(s-1)}^{(s-1)} \left(1 - \frac{|k|}{s} \right) B_0(k).$$

If s and N are sufficiently large, then the summation in Eq. (16b) can be approximated by an integral

$$(17a) \quad \bar{B}_S(0) - B_N(0) \doteq \frac{1}{s} \int_{-s}^s \left(1 - \frac{|k|}{s} \right) B(k) dk$$

$$(17b) \quad = \frac{2\bar{B}(0)}{s} \int_0^s \left(1 - \frac{k}{s} \right) \frac{B(k)}{B(0)} dk$$

assuming $B(k)$ is a symmetric function. The right hand side of Eq. (17b) then has a form identical with Eq. (6b) if we put

$$(17c) \quad \frac{T_0 k}{N} = t_1 \quad \text{and} \quad \frac{T_0 s}{N} = T.$$

T_0 is as before time required for all N samples. The result is

$$(17d) \quad \bar{B}_T(0) = B_N(0) - \frac{2 B_N(0)}{T} \int_0^T \left(1 - \frac{t_1}{T} \right) \frac{B(t_1)}{B_N(0)} dt_1$$

Equation (17d) can be derived in a slightly different fashion, and a more complete comparison between the approaches of Lumley and Panofsky presented first and of Charnok and Robinson can be presented by interpreting the sum in Charnok and Robinson's approach in a particular way and by assuming a continuous rather than a sampled

trace. Thus consider the trace of duration T_0 to be divided up into sections each of duration T . Then identify the m intervals with members of an ensemble. One then computes the time average and the time variance, i.e. the time average square deviation, about the time average for each ensemble member. The question asked then is how does this ensemble average of the time variances depend on averaging time, T , e.g., how long must T be in order for the ensemble average time variance to approach the ensemble variance.

With the interpretations of the sums in mind we can rewrite Eq. (12) by replacing the sum over "a" by an ensemble average and replacing the sum over "i" by a time average. Equation (12) becomes

$$(18a) \quad B_T(0) = \left\langle \frac{1}{T} \int_0^T \left\{ f(t) - \frac{1}{T} \int_0^T f(t) dt \right\}^2 dt \right\rangle$$

and Eq. (14) similarly becomes

$$(18b) \quad B_T(0) = B(0) - \left\langle \left[\frac{1}{T} \int_0^T f(t) dt \right]^2 \right\rangle$$

The second term on the right hand side of Eq. (18b) is identical to the expression in Eq. (4a) and can be similarly simplified giving

$$(18c) \quad B_T(0) = B(0) - \frac{2 B(0)}{T} \int_0^T \left(1 - \frac{t_1}{T} \right) \rho(t_1) dt_1$$

which is the same as Eq. (17d), if we identify $B_N(0)$ with the ensemble variance. This reinforces the concept of individual time samples being independent and being regarded as individual ensemble members.

It is interesting to note here that the same integral is used in two different situations. In Eq. (6b) it gives the mean square ensemble average difference between time and ensemble averages, denoting the approach of these two averages with increased averaging time. In Eq. (18c) it gives the ensemble average of the time variance, again denoting the approach of the two with increasing averaging time.

There is one other result of Charnok and Robinson; a procedure for processing the function $B_S(0)$ in Eq. (17b) and Fig. 2 to give directly the covariance $B(s)$. This expression is

$$(19a) \quad B(s) = B(0) - \frac{1}{2} \frac{\partial^2}{\partial s^2} (s^2 B_S(0))$$

This result is obtained by differentiating $s^2 B_S(0)$ with $b_s(0)$ taken from Eq. (17a) to give

$$(19b) \quad \frac{\partial^2}{\partial s^2} (s^2 B_S(0)) = 2s B_N(0) - \int_{-s}^s B(k) dk$$

$$(19c) \quad \frac{\partial^2}{\partial s^2} (s^2 B_S(0)) = 2B_N(0) - 2B(s)$$

Using the fact that

$$(20) \quad B_N(0) = \frac{1}{N} \sum_{i=1}^N (f_i - \bar{f})^2 \equiv B(0)$$

and rearranging gives Eq. (19a). Thus, from averaging times it is possible to pull out data on other than just averaging times.

It is also possible to express the approach of the averaging time to its proper value as given in Eqs. (16b) and (17a) using a spectral description, (Charnock and Robinson, 1957; Ogura, 1957; Pasquill, 1962 and Smith, 1962). Thus, for example, introduce the power spectrum $S(\omega)$ given by

$$(21) \quad B\left(\frac{Nt}{T}\right) = B(t) = \int_{-\infty}^{\infty} s(\omega) e^{j\omega t} d\omega$$

into Eq. (17a)

$$(22) \quad B_S(0) = B_N(0) - \frac{1}{T} \int_{-T}^T dt \left(1 - \frac{t}{T}\right) \int_{-\infty}^{\infty} s(\omega) e^{j\omega t} d\omega$$

Performing the integration and using Eqs. (20 and (21) gives

$$(23) \quad B_S(0) = \int_{-\infty}^{\infty} s(\omega) \left(1 - \frac{\sin^2\left(\frac{1}{2}\omega T\right)}{\left(\frac{1}{2}\omega T\right)^2}\right) d\omega$$

Equation (23) indicates the well-known fact that a finite averaging time acts like a frequency filter. The filter function in this case is $\{1 - [\sin(\frac{1}{2}\omega T)/(\frac{1}{2}\omega T)]^2\}$ which acts like a high-pass filter, passing frequencies higher than $f_0 = 1/T$. Thus the period of recording should be sufficiently long to faithfully reproduce the lowest frequencies desired.

To summarize the results so far, it appears that an acceptable averaging time for approach of time average and variance to the corresponding ensemble averages might be deduced by plotting a set of data in a manner indicated in Fig. 2a and adjusting the total amount of data and length of sections until a curve similar to Fig. 2a is obtained. The time average will then be a good representation to the ensemble average. One should then check that the section durations are sufficiently long that the lowest frequencies desired are reproduced. Finally it is possible to obtain the covariance from the curve in Fig. 2a.

A third approach to averaging time considers measurement of power spectra (Blackman and Tukey, 1958) of random stationary analog data, normally distributed. Several steps of data processing are used. First the data are processed to give the covariance which is then multiplied by a bellshaped curve which forces the product to stay at zero after some lag time T_m after which the covariance has become very small. The product is then transformed to give the power spectrum and the power spectrum is then averaged over an ensemble of situations. The question posed is again, how long must the original data trace be in order for the power spectral value to be within a predetermined range, in dB, say ninety percent of the time.

The averaging time question is answered quite simply for power spectra because they follow chi-square statistics. For such a case the confidence limits are used to determine the number of degrees of freedom, k , which are in turn related to the power spectral mean and variance as shown in Eq. (25).

$$(25) \quad k = \frac{2\langle P(\omega) \rangle^2}{(\langle P(\omega) \rangle - \langle P(\omega) \rangle)^2}$$

These spectral averages are in turn related to the averaging time T and the cutoff time T_m to give the desired results. The basic steps in the derivation of this method will be outlined. The reader is referred to the original source (Blackman and Tukey, 1958) for a more detailed discussion.

To continue with the derivation outline, then, start with the time trace $X(t)$ of a single ensemble member. For that case the covariance is given by (neglecting end of trace effects)

$$(26) \quad B(\tau) = \frac{1}{T} \int_{-T/2}^{T/2} X(t-\frac{\tau}{2}) X(t+\frac{\tau}{2}) dt$$

For this same time trace, the power spectral density would then be

$$(27a) \quad P(\omega) = \int_{-\infty}^{\infty} B(\tau) D(\tau) \cos \omega \tau d\tau$$

$$(27b) \quad = \frac{1}{T} \int_{-\infty}^{\infty} d\tau D(\tau) \cos \omega \tau \int_{-T/2}^{T/2} X(t-\frac{\tau}{2}) X(t+\frac{\tau}{2}) dt .$$

$D(\tau)$ is a bell shaped function with the restrictions

$$\begin{aligned} D(\tau) &= 1 & \tau &= 0 \\ D(\tau) &= 0 & \tau &\geq T_m \end{aligned}$$

where T_m is the value of τ at which the covariance becomes negligibly small. $D(\tau)$ eliminates noise arising from fluctuations for $\tau > T_m$. The ensemble average of the power spectrum would then be

$$(28a) \quad \langle P(\omega) \rangle = \frac{1}{T} \int_{-\infty}^{\infty} d\tau D(\tau) \cos \omega \tau \int_{-T/2}^{T/2} \langle X(t-\frac{\tau}{2}) X(t+\frac{\tau}{2}) \rangle dt$$

$$(28b) \quad = \int_{-\infty}^{\infty} d\tau D(\tau) B_0(\tau) \cos \omega \tau$$

where

$$(29) \quad B_0(\tau) = \langle X(t+\frac{\tau}{2}) X(t-\frac{\tau}{2}) \rangle$$

is the ensemble covariance of $X(t)$.

The mean square of the spectral density can also be estimated. Starting with Eq. (27b), we have for a single trace,

$$(30) \quad P^2(\omega) = \frac{1}{T^2} \int_{-\infty}^{\infty} d\tau \int_{-\infty}^{\infty} d\tau' \int_{-T/2}^{T/2} dt \int_{-T/2}^{T/2} dt' D(\tau) D(\tau') X(t - \frac{\tau}{2})$$

$$X(t + \frac{\tau}{2}) X(t' - \frac{\tau'}{2}) X(t' + \frac{\tau'}{2}) \cos \omega\tau \cos \omega\tau'$$

Taking the ensemble average of both sides of Eq. (30) would give a fourfold average under the integral sign. This can be evaluated assuming the data, (the X's) are normally distributed. The result is

$$(31) \quad \langle X(t + \frac{\tau}{2}) X(t - \frac{\tau}{2}) X(t' + \frac{\tau'}{2}) X(t' - \frac{\tau'}{2}) \rangle = B_0(t - t' + \frac{\tau + \tau'}{2}) B_0(t - t' - \frac{\tau + \tau'}{2}) \\ + B_0(t - t' + \frac{\tau - \tau'}{2}) B_0(t - t' - \frac{\tau - \tau'}{2}) + B_0(\tau) B_0(\tau')$$

Equations (30) and (31) are evaluated in the spectral domain. The result, when combined with Eq. (28a), is

$$(32) \quad \langle (P(\omega) - \langle P(\omega) \rangle)^2 \rangle = \frac{1}{2\pi T} \int_0^{\infty} H^2(\omega, \omega_1) P^2(\omega_1) d\omega_1$$

where $H(\omega, \omega_1)$ is a symmetrized transform of $D(\tau)$. Finally Eqs. (29) and (32) are evaluated assuming the $P(\omega)$ does not change appreciably over a spectral range $2\pi/T_m$. The results, when inserted into Eq. (25), are

$$(33) \quad k = \frac{2 \langle P(\omega) \rangle^2}{\langle (P(\omega) - \langle P(\omega) \rangle)^2 \rangle} = \frac{2T \int_0^{\infty} [P(\omega)H(\omega)]^2 d\omega}{2\pi \int [P(\omega)H(\omega)]^2 d\omega} = \frac{2T}{T_m}$$

Equation (33) is the basic result. It says that the number of degrees of freedom as determined from the chi-square distribution and the desired precision is given by $2T/T_m$. This is then interpreted, as before, as the number of statistically independent sections of data.

As another approach we might indicate what one could also apply the chi-square distribution to finding the proper averaging time when dealing specifically with the variance of a normally distributed stationary

random variable. For example, let a time trace be divided into sections each T_m long, so that they are essentially uncorrelated. Then the mean variance formed from the variances of the individual traces should follow a chi-square distribution. Thus, one need merely use the chi-square tables in conjunction with the desired precision to determine the requisite number of degrees of freedom. This then gives the number of sections of length T_m in the total data run.

To summarize, the study of averaging times must concern the criterion for setting the averaging time, and the exact quantity measured. Several examples appearing in the literature have been considered associated with the approach of the time average value of the mean and the variance to the ensemble value and the precision of the power spectrum and variance to the desired values.

PHASE STRUCTURE FUNCTION STUDIES

In the examination of phase structure function various curves have been plotted to provide useful information for comparing results and for planning experiments. There are two types of curves. The first type shows spherical wave phase structure function as a function of separation for various ranges normalized to refractive index parameter, C_N^2 . This data is intended for direct comparison with experimental results. The second type of curve shows the contribution to spherical wave phase structure function of various portions of the propagation path. These curves of relative contribution versus distance are plotted for various separations, for various values of the parameter $2kL_0^2/L$ where $\lambda = 2\pi/k$ is the wavelength, L is the total range and L_0 is the turbulence outer scale. They are also normalized to C_N^2 . Also included are various paths, including horizontal and slightly inclined paths with the beam propagation both upward and downward. These curves are intended to be useful in the design and interpretation of future experiments and in the possible interpretation of present data.

The curves are based on expressions already in the literature (Carlson, 1969) derived using the Rytov approximation. The basic expression for $D_s(\rho)$ is

$$(34) \quad D_s(\rho) = 8\pi^2 k^2 \int_0^\infty [1 - J_0(\kappa\rho)] \int_0^L \left(\frac{L}{Z} \cos\left(\frac{L(L-Z)\kappa^2}{2kZ}\right)\right)^2 \Phi_N\left(\frac{\kappa L}{Z}\right) dZ \kappa d\kappa$$

where

- $\lambda = 2\pi/k =$ light wavelength
- $\rho =$ observation point separation
- $\kappa =$ spatial frequency
- $L =$ range
- $Z =$ distance from transmitter along propagation path
- $\Phi_N =$ refractive index spatial spectrum.

The index spatial spectrum used is the Von Karman spectrum given in Eq. (35).

$$(35a) \quad \Phi_N(\kappa) = \frac{0.033 C_N^2(H) e^{-(\kappa \ell_0/5.92)^2}}{(\kappa^2 + 1/L_0^2)^{11/6}}$$

$$(35b) \quad \doteq 0.033 C_N^2(H) (\kappa^2 + L_0^{-2})^{-11/6}$$

where ℓ_0 = turbulence inner scale, H = height.

The approximate form in Eq. (35b) was used because the phase structure function is not generally measured at the separations comparable with the inner scale, and the curves are for comparison with measured values. For the slant paths the structure parameter was taken to vary with height to the power (-4/3), (Wyngard et al, 1971) and the outer scale proportional to altitude. These are valid in the first 500 ft for unstable air and well developed turbulence.

$$(36a) \quad C_N^2(H) = C_N^2(H_0) (H/H_0)^{-4/3}$$

$$(36b) \quad L_0(H) = L_0(H_0) \left(\frac{H}{H_0}\right)$$

$$(36c) \quad \frac{H}{H_0} = 1 + \frac{Z}{L} \left(\frac{H_L - H_0}{H_0}\right)$$

where H_0 = transmitter height
 H_L = receiver height.

Equation (36c) written with distance along the path as a parameter was the actual expression used.

The calculations were performed on a digital computer using expressions derived from Eqs. (34) - (36). To find the incremental pathlength contributions to $D_s(\rho)$ the order of integrations in Eq. (34) was reversed, the resultant inner integral giving the desired incremental path contributions. The calculations were made using normalized dimensionless parameters

$$(37a) \quad u \equiv L_0(H_0)\kappa$$

$$(37b) \quad v \equiv Z/L$$

$$(37c) \quad y \equiv 2k L_0^2 (H_0)/L$$

$$(37d) \quad C_0 \equiv C_N^2(H_0) k^{7/6} L^{11/6} = C_\ell^S(0)/0.13$$

(Tatarski, 1961) giving to Eq. (34) the form

$$(38a) \quad D_s(\rho/L_0) = \{0.033 \times 8\pi^2 C_0 \times (\frac{y}{2})^{5/6}\} \times \int_0^1 dv F(v)$$

where

$$(38b) \quad F(v) = \int_0^\infty du (1 - J_0(\frac{\rho u}{L_0})) \frac{u}{v^2} \cos^2\left(\frac{u^2(\frac{1}{v}-1)}{y}\right) \times \left[\left(\frac{1}{1 + v \left(\frac{H_L - H_0}{H_0} \right)} \right)^2 + \frac{u^2}{v^2} \right]^{-11/6} \\ \times \left(1 + v \left(\frac{H_L - H_0}{H_0} \right) \right)^{-4/3}$$

Of the reduced parameters, u is a reduced spatial frequency, v is reduced range, y is the Fresnel number for an aperture the size of the outer scale, and C_0 is proportional to the spherical wave log amplitude variance, often used as a scaling parameter.

Figures 3a and 3b show the contribution to the normalized phase structure function for 8 separations (normalized) and for $y = 10^3$. The normalized function, $F(v)$ is insensitive to the parameter y and hence Fig. 3a covers all of the experimentally interesting range of y . Fig. 3b shows that y has a larger (but still small) effect on $F(v)$ for the smaller separations (ρ/L_0). This means that the range dependence in $F(v)$ is very nearly independent of wavelength, the values $10^3 \leq y \leq 10^5$ cover both 0.6μ and 10μ for ranges of interest. The wavelength dependence is in the $y^{5/6}$ part of the normalization constant in front of the integrals. From Figs. 3a and 3b it is evident that the most important contributions to D_s are made near the receiver for a horizontal path.

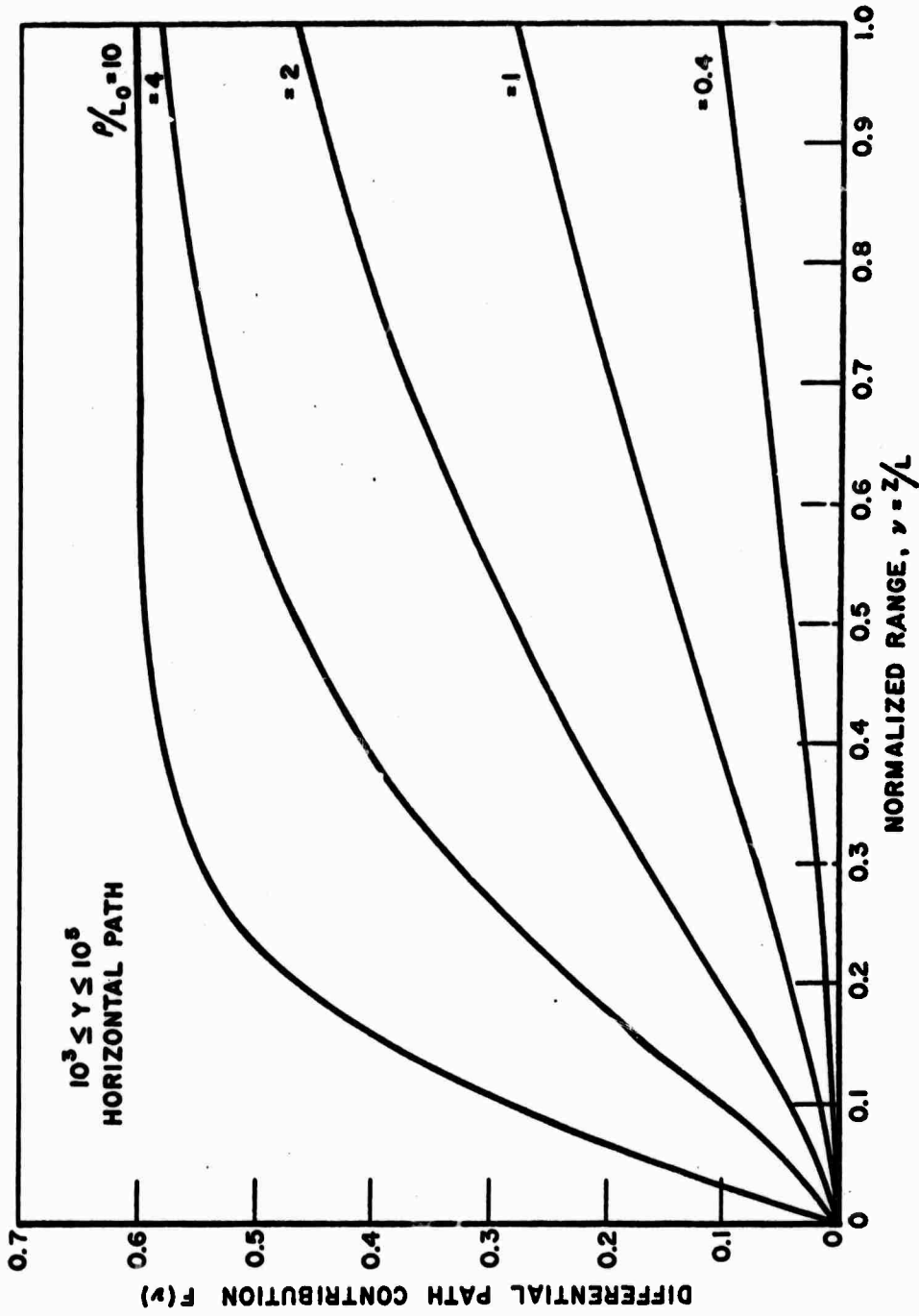


Fig. 3a. Differential spherical wave phase structure function contribution vs normalized range for five normalized separations.

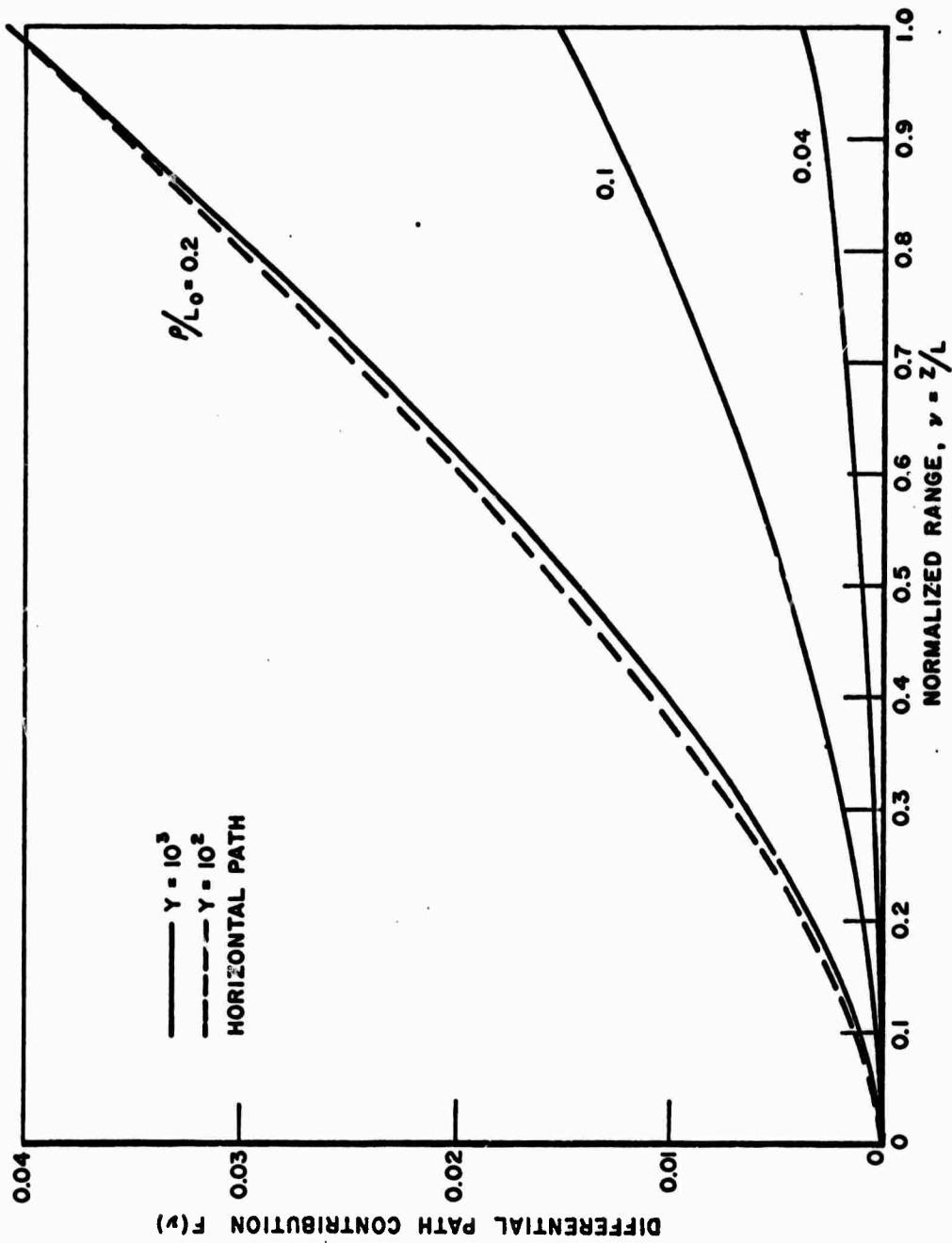


Fig. 3b. Differential spherical wave phase structure function contribution vs normalized range for three normalized separations.

Figures 4 and 5 show the normalized D_s integrand for an upward and downward slant path respectively. In the upward path the curve amplitude has "saturated", so that a more nearly constant contribution to range results. In the downward path the turbulence effects are strongly concentrated at the receiver.

Having the functions in Figs. 3a and 3b it is a simple matter to calculate the complete phase structure function.

The unnormalized phase structure function, for direct comparison with experimental results, is presented in Figs. 6a, 6b, and 6c for the three ranges of immediate interest.

Having developed the programs to calculate range dependence of the phase structure function, it was also possible with only minor modifications to calculate the range dependence of the small aperture angle of arrival correlation functions.

The small aperture elevation (B_α) and the azimuth (B_β) angle of arrival correlation functions are related to the phase structure function by

$$(39) \quad B_\alpha(\rho) = \frac{1}{2k^2} \frac{\partial^2 D_s(\rho)}{\partial \rho^2}$$

$$(40) \quad B_\beta(\rho) = \frac{1}{2k^2 \rho} \frac{\partial D_s(\rho)}{\partial \rho}$$

Equations 34, 39, and 40 may be used to find the contribution to B_α and B_β from various ranges, and (for simplicity) a horizontal path.

$$(41) \quad B_\beta\left(\frac{\rho}{L_0}\right) = 4\pi^2 \times .033 C_N^2(H_0) \frac{L}{L_0^{1/3}} \int_0^1 G(v) dv$$

$$G(v) = \int_0^\infty \frac{J_1\left(\frac{\rho u}{L_0}\right)}{\left(\frac{\rho u}{L_0}\right)} \frac{u^3}{v^2} \cos^2\left(\frac{u^2}{v} \left\{\frac{1}{v} - 1\right\}\right) \left(1 + \frac{u^2}{v^2}\right)^{-11/6} du$$

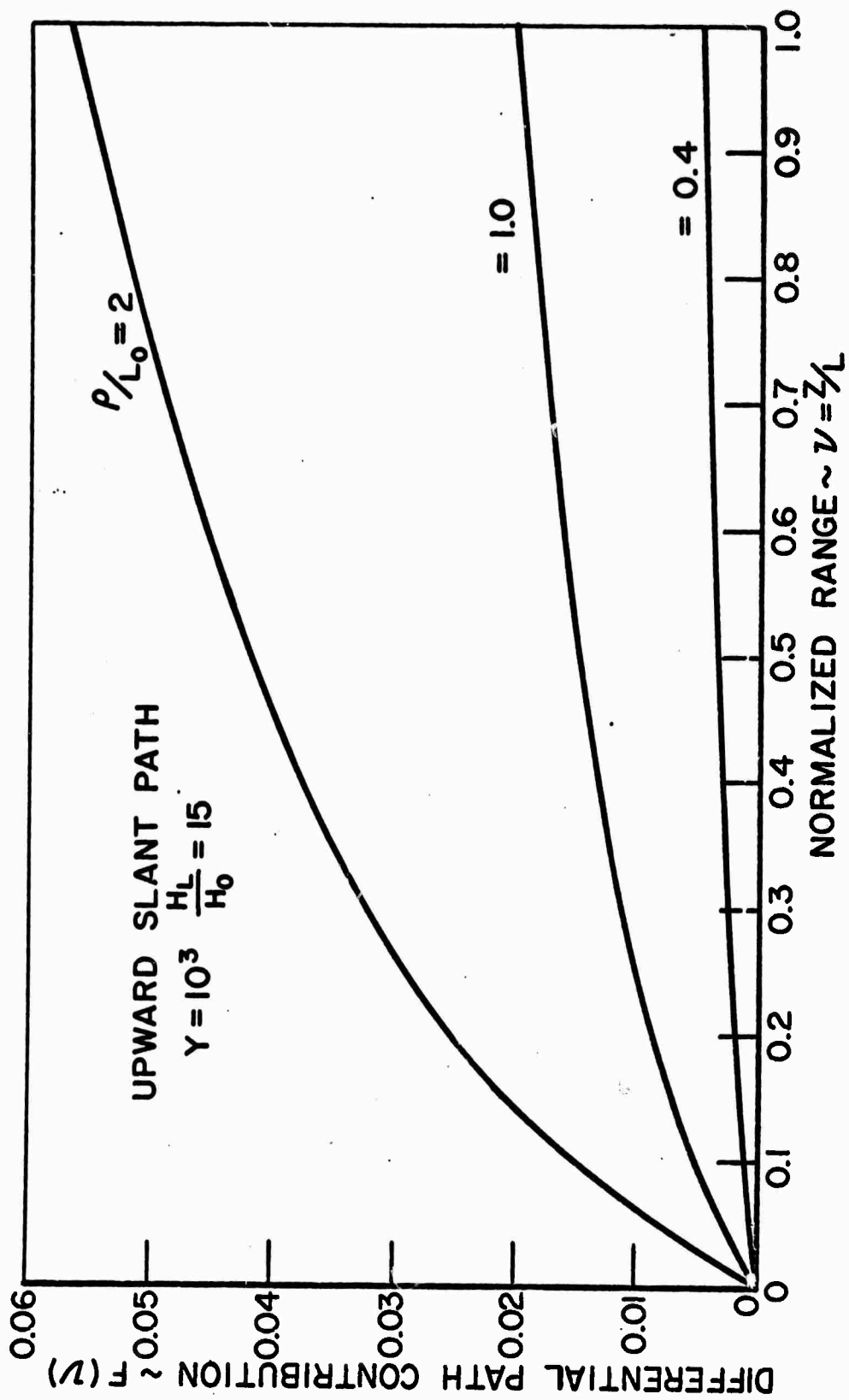


Fig. 4. Differential spherical wave phase structure function contribution vs normalized range for three normalized separations.

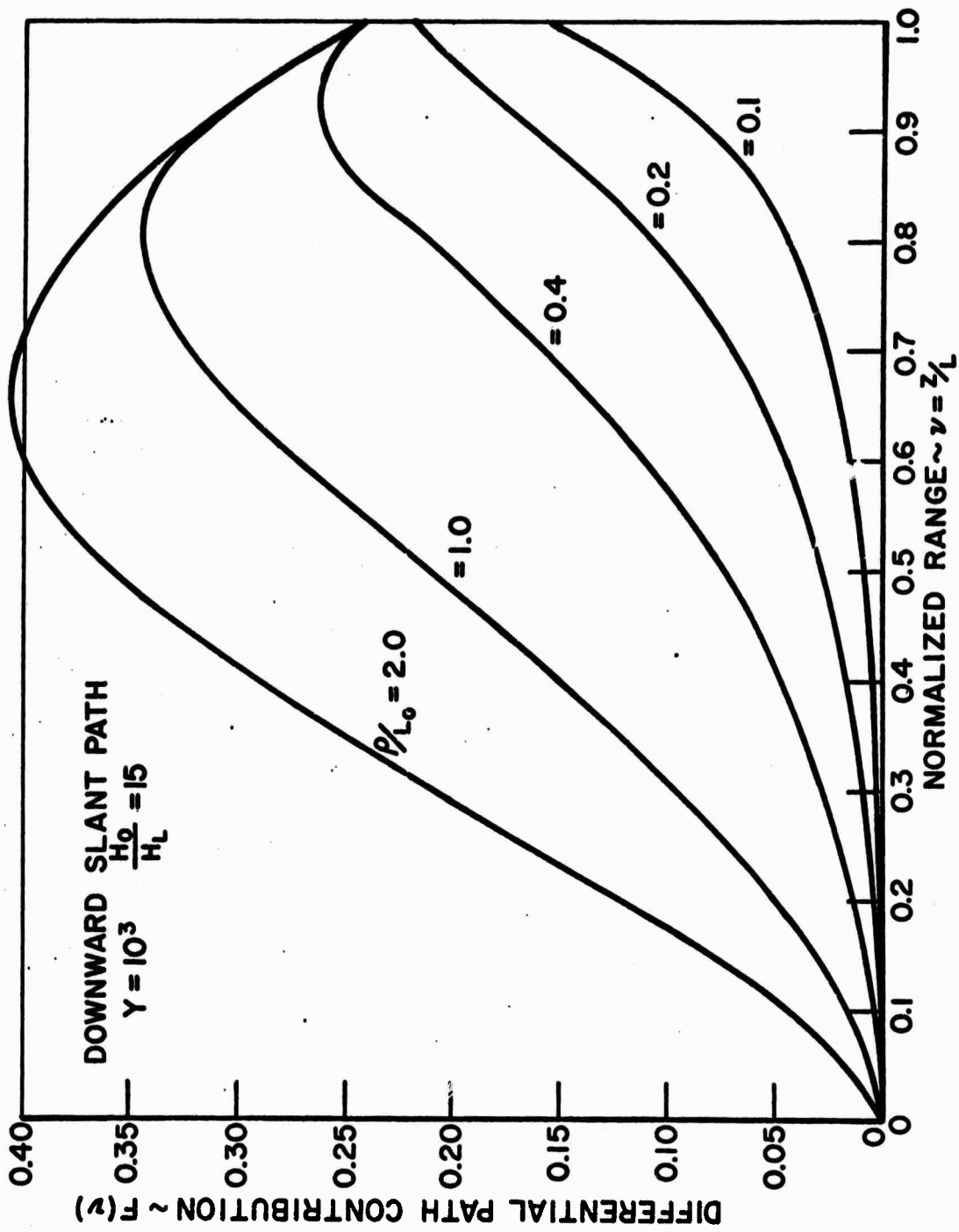


Fig. 5. Differential spherical wave phase structure function contribution vs normalized range for five normalized separations.

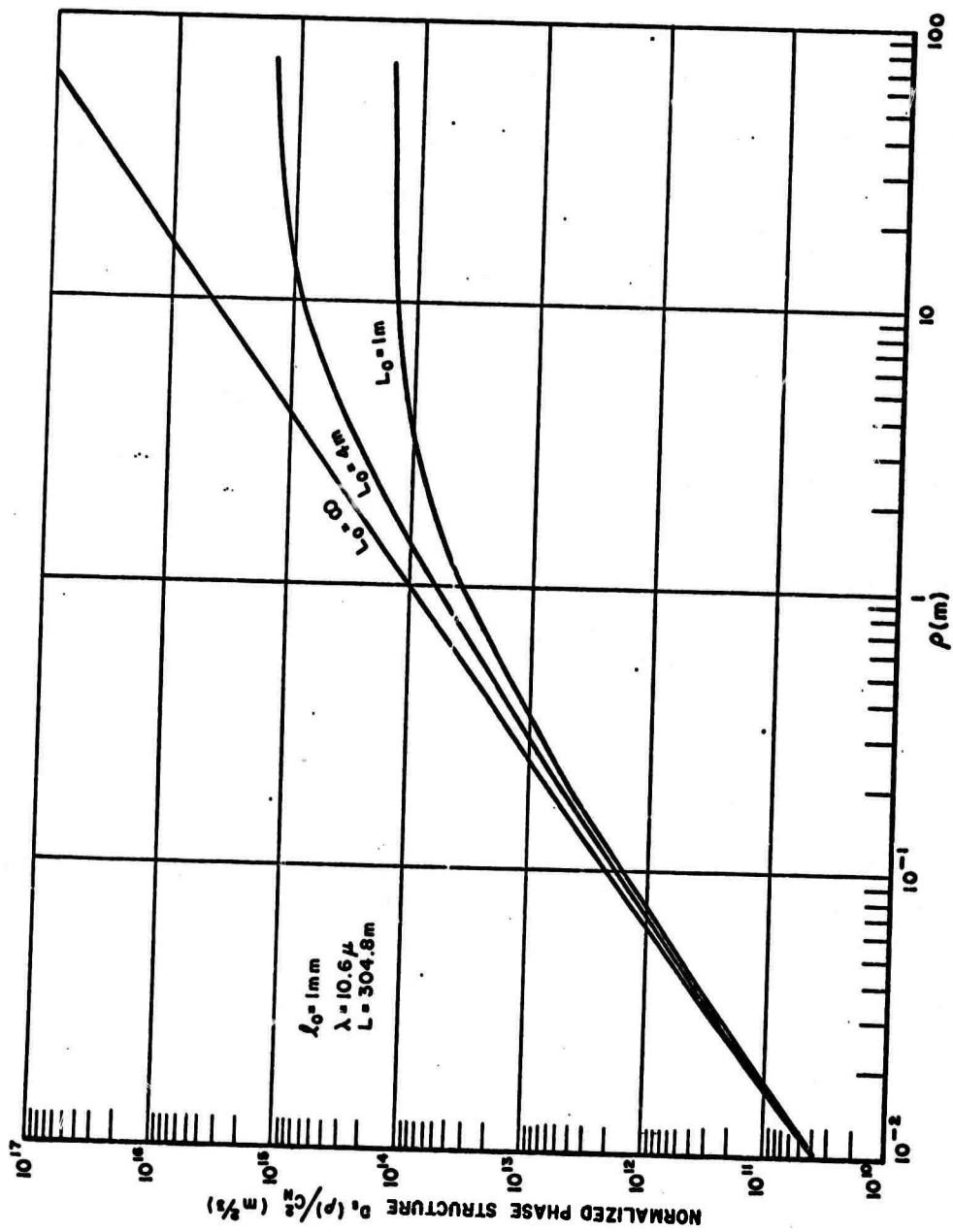


Fig. 6(a,b,c). Horizontal path spherical wave phase structure function vs separation and three outer scales.

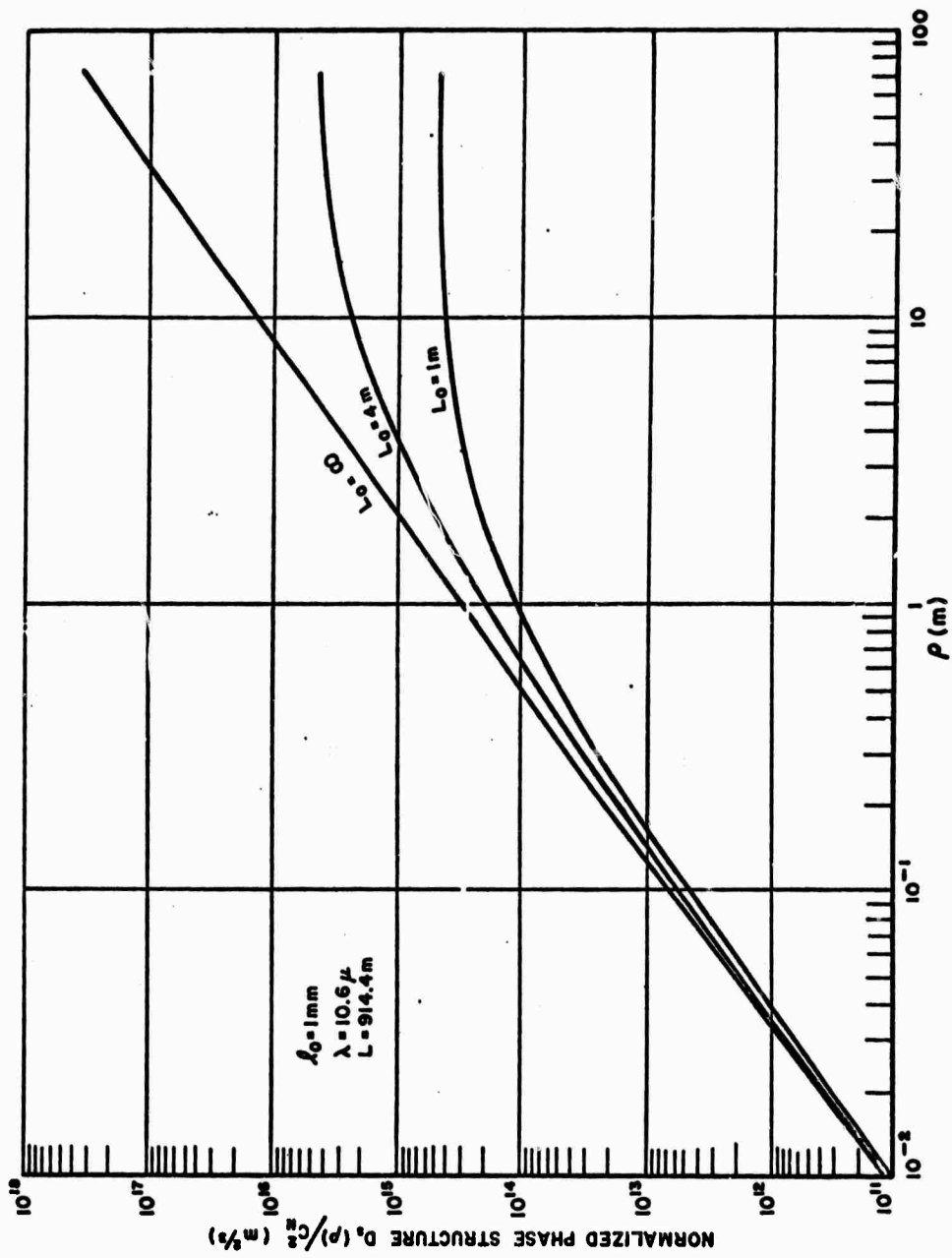


Fig. 6b. (Cont.)

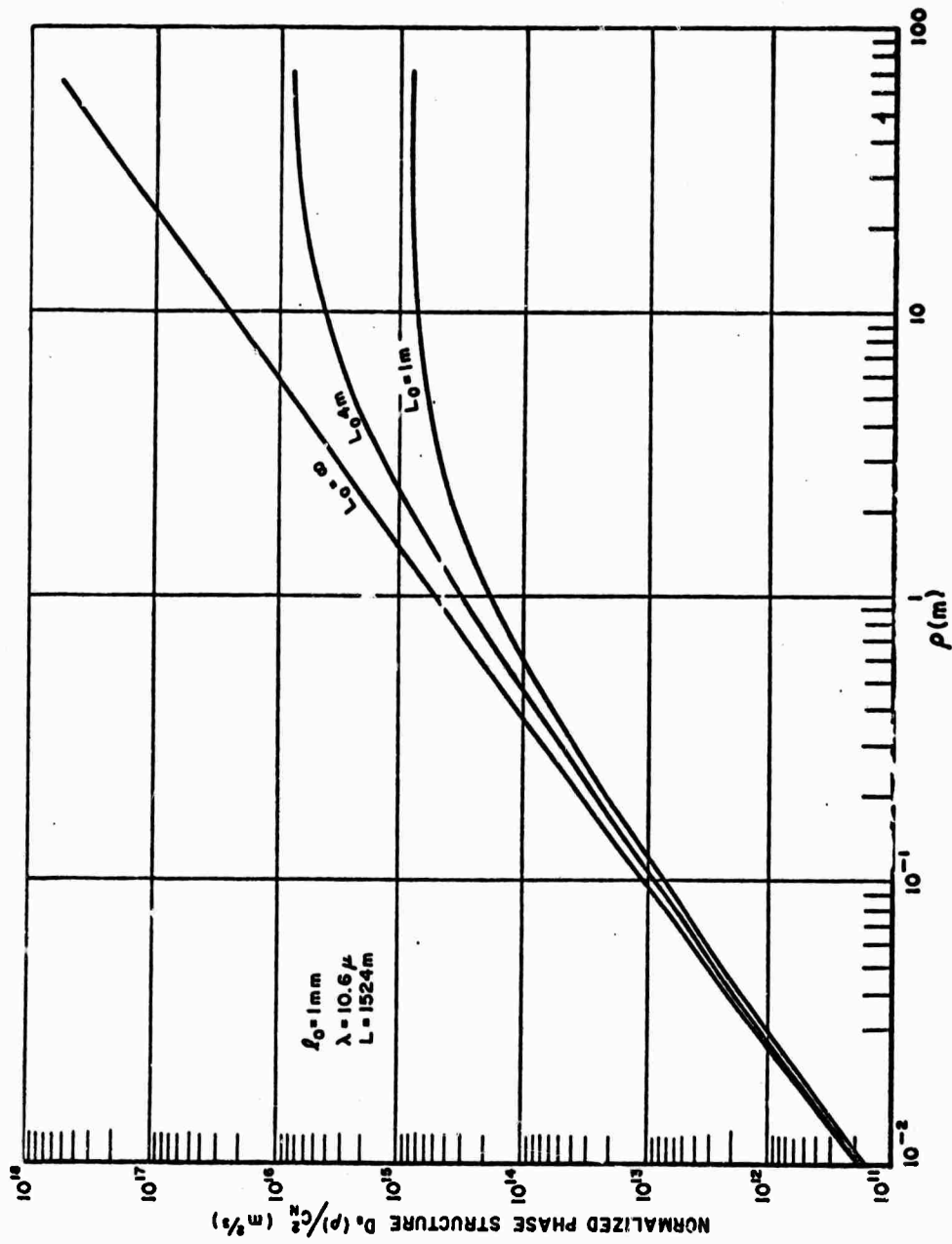


Fig. 6c. (Cont.)

$$(42) \quad B_{\alpha} \left(\frac{\rho}{L_0} \right) = 4\pi^2 \times .033 C_N^2(H_0) \frac{L}{L_0^{1/3}} \int_0^1 H(v) dv$$

$$H(v) = \int_0^{\infty} J_0 \left(\frac{\rho u}{L_0} \right) \frac{u^3}{v^2} \cos^2 \left(\frac{u^2}{y} \left\{ \frac{1}{v} - 1 \right\} \right)$$

$$\times \left(1 + \frac{u^2}{v^2} \right)^{-11/6} du - G(v).$$

Typical examples are shown in Figs. 7a and 7b.

The numerical calculations were done with double precision (17 significant figures) arithmetic. A 96 point Gaussian quadrature integration subroutine was used to do the inner integrations. The numerical integration limits are such as to yield better than 1% accuracy.

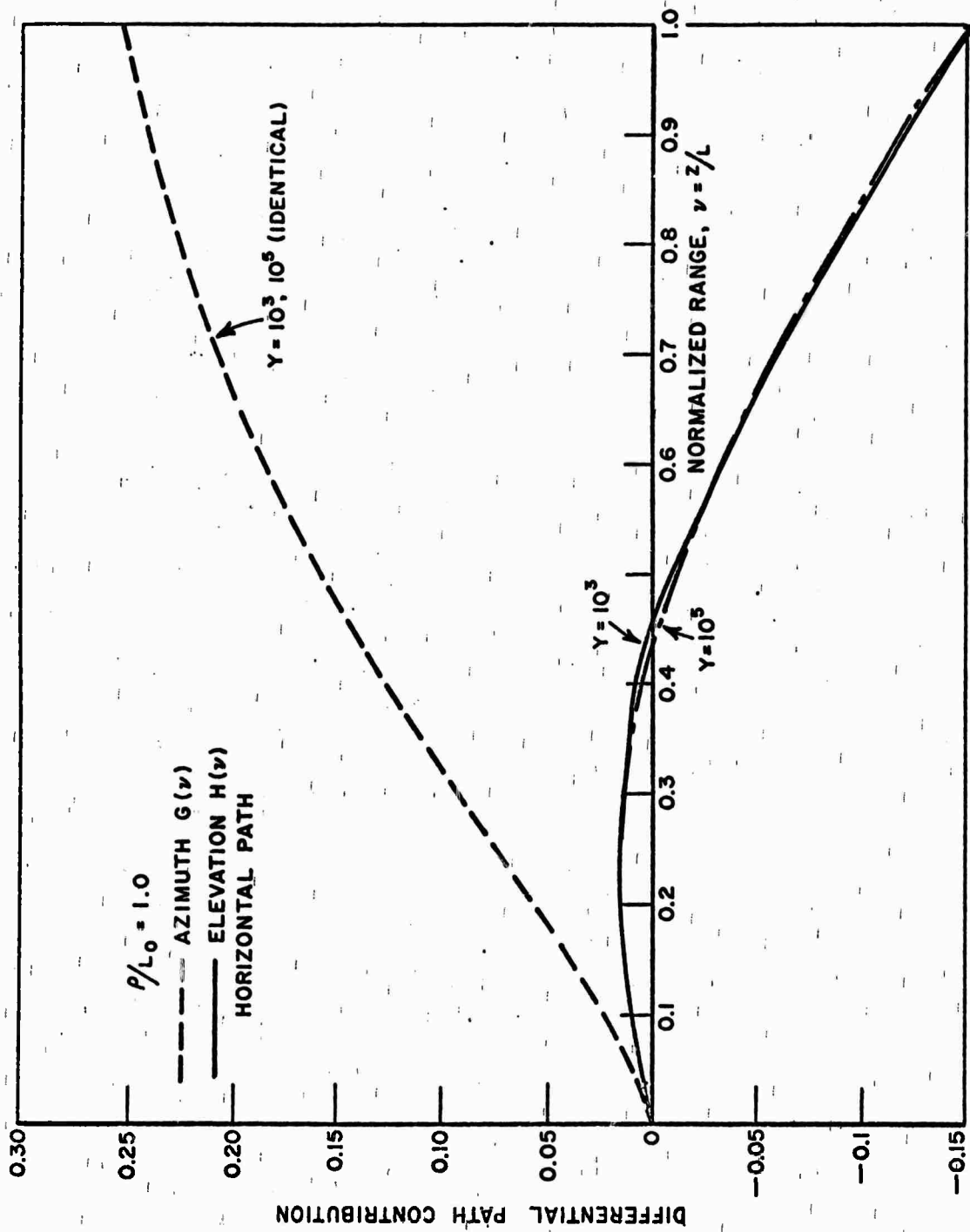


Fig. 7(a,b). Differential normalized angle of arrival correlation function contribution vs normalized range.

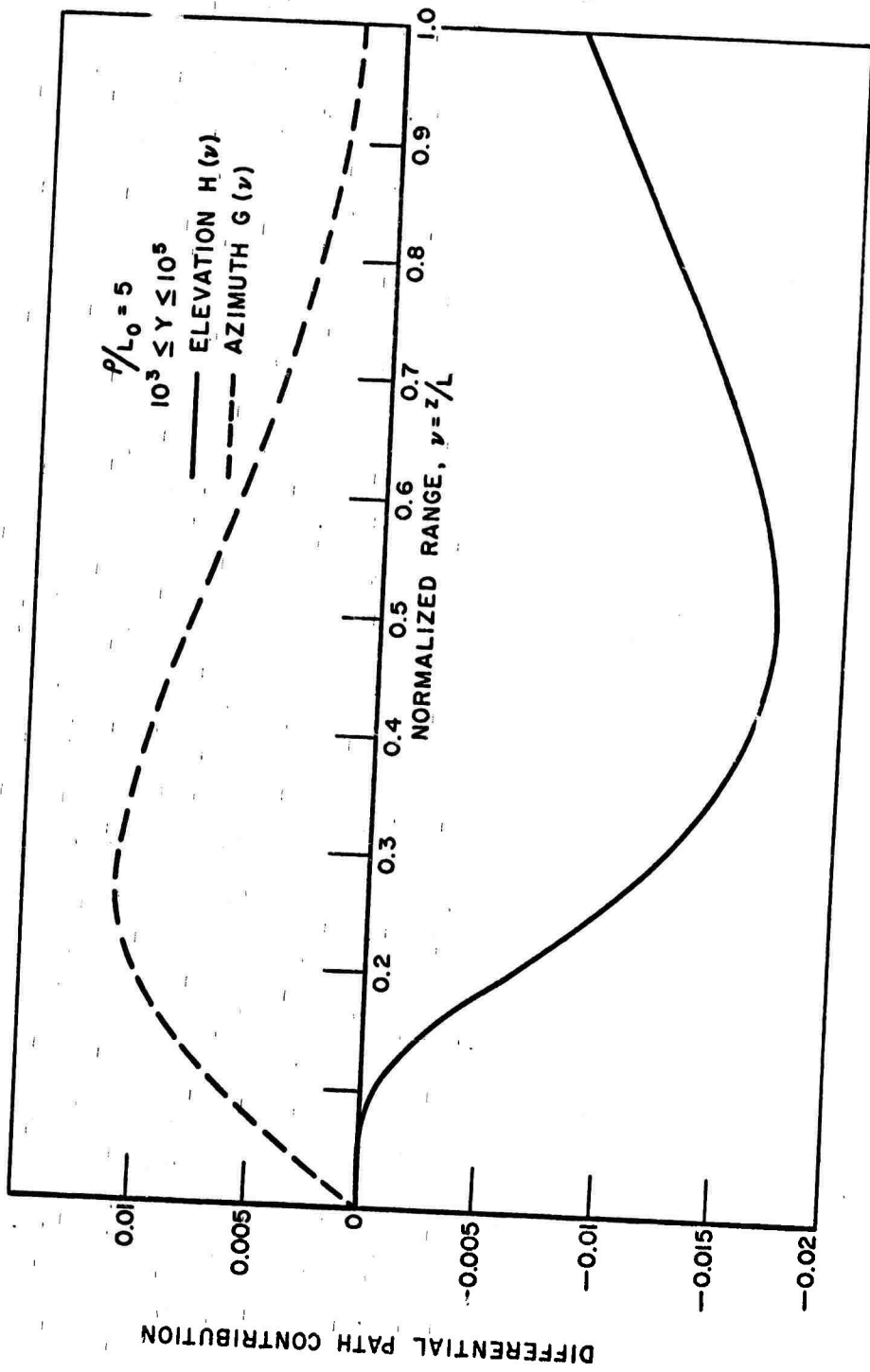


Fig. 7b. (Cont.)

BIBLIOGRAPHY OF OPTICAL PROPAGATION IN A TURBULENT ATMOSPHERE

The final item is a continuation of the bibliography included in Ohio State University Report RF 2880-2, and includes journal articles dealing with the effects of a turbulent atmosphere on electromagnetic wave (generally light beam) propagation. These articles are listed by year and then alphabetically by author. One of the major features of this revised bibliography is the inclusion of Russian articles in Izv. Vuz. Radio Fizika that have not been translated into the English edition Soviet Radio Physics. These original Russian articles have English titles and abstracts.

There was also some additional information on authors and journals compiled from the complete bibliography. This information is presented in two additional listings.

List 1 tabulates the journals surveyed, the years and the number of entries found for the complete bibliography.

List 2 gives an alphabetical tabulation of the first authors in the complete bibliography and the years that they published.

1967

- BOURKOV V G YASHIN YU IZV VUZ RADIOFIZ 10 1631-1638 1967
TO THE THEORY OF ELECTROMAGNETIC WAVE REFRACTION IN TWO-DIMENSIONAL
INHOMOGENEOUS ISOTROPIC MEDIUM
- GRACHEVA M E RADIOPHYS 10 424 1967 (10 775 1967)
INVESTIGATION OF THE STATISTICAL PROPERTIES OF STRONG FLUCTUATIONS IN THE
INTENSITY OF LIGHT PROPAGATED THROUGH THE ATMOSPHERE NEAR THE EARTH
- KAZANTSEV A N LUKIN D RAD ENG AND ELEC 12 1891-1910 1967
STUDY OF IONOSPHERE RADIOWAVE PROPAGATION
- KOMISSAROV V M RADIOPHYS 10 270 1967 (10 498 1967)
FIELD OF A POINT SOURCE IN A RANDOMLY NONUNIFORM STRATIFIED MEDIUM
- STREZH P E RAD ENG AND ELEC 12 1370-1377 1967
PLANE WAVES INCIDENT ON THE DIVISION BOUNDARY (VACUUM-INHOMOGENEOUS
ISOTROPIC MEDIUM)
- TATARSKI V I IZV VUZ RADIOFIZ 10 1762-1765 1967
ESTIMATION OF LIGHT DEPOLARIZATION BY TURBULENT ATMOSPHERIC INHOMOGENEITIES
- VVEDENSKIY B . ET AL RAD ENG AND ELEC 12 1867-1890 1967
STUDY OF METER, DECIMETER, CENTIMETER, AND SUBMILLIMETER RADIOWAVE
PROPAGATION

1968

- ARSAEV I E KIMBER B E IZV VUZ RADIOFIZ 11 1377-1387 1968
ON GEOMETRIC-OPTICS APPROACH IN CONSIDERATION OF WAVE PROPAGATION
IN INHOMOGENEOUS ABSORBING MEDIA
- BAKHAREVA M F RAD ENG AND ELEC 13 983-988 1968
FREQUENCY SPACE CORRELATION OF THE FIELD FLUCTUATIONS, AMPLITUDE AND
INTENSITY IN A MEDIUM WITH RANDOM INHOMOGENEITIES
- BAKHAREVA M F RAD ENG AND ELEC 13 445-454 1968
FREQUENCY SPACE CORRELATION OF AMPLITUDE AND PHASE FLUCTUATIONS IN A
MEDIUM WITH FORTUITOUS HETEROGENEITIES
- DEMYANENKO L N ET AL IZV VUZ RADIOFIZ 11 200-204 1968
SCINTILLATION OF DISCRETE SOURCES IN TROPOSPHERE
- DOLIN L S IZV VUZ RADIOFIZ 11 840-849 1968
EQUATIONS FOR CORRELATION FUNCTIONS OF A WAVE BEAM IN A RANDOMLY-
INHOMOGENEOUS MEDIUM
- GURVICH A S ET AL IZV VUZ RADIOFIZ 11 66-71 1968
EXPERIMENTAL INVESTIGATIONS OF FLUCTUATIONS OF ARRIVAL ANGLE OF LIGHT
UNDER THE CONDITIONS OF STRONG FLUCTUATIONS OF INTENSITY
- GURVICH A S ET AL IZV VUZ RADIOFIZ 11 1360-1370 1968
FLUCTUATIONS OF THE PARAMETERS OF A LASER LIGHT WAVE PROPAGATING IN
THE ATMOSPHERE
- IZMAYLOV A O RAD ENG AND ELEC 13 1155-1160 1968
FLUCTUATIONS OF THE AMPLITUDE AND PHASE OF PLANE MONOCHROMATIC WAVE OF
SUBMILLIMETER WAVE AT PROPAGATION IN NEAR EARTH MEDIUM OF TURBULENT
ATMOSPHERE WITH DUE REGARD FOR THE ABSORPTION IN WATER VAPOR
- SHABELNIKOV A V RAD ENG AND ELEC 13 2115-2121 1968
ELECTROMAGNETIC WAVE REFRACTION IN THE EARTH ATMOSPHERE WITH LAMINATED
HETEROGENEITIES
- SHISHOV V I IZV VUZ RADIOFIZ 11 866-875 1968
THE THEORY OF WAVE PROPAGATION IN RANDOM MEDIA
- ZAITSEV YU A ET AL IZV VUZ RADIOFIZ 11 1802-1811 1968
ON THE USE OF GEOMETRICAL OPTICS APPROXIMATION IN ELECTRODYNAMICS OF

INHOMOGENEOUS ANISOTROPIC MEDIA

1969

- ARTEMYEV A V RAD ENG AND ELEC 14 54-546 1969
 COHERENCE DISTORTION BY ATMOSPHERE
- BARABANENKOV YU N IZV VUZ RADIOFIZ 12 894-899 1969
 CORRELATION FUNCTION OF A RANDOM FIELD OF GREAT OPTICAL DEPTH
- BUNKIN F V ET AL IZV VUZ RADIOFIZ 12 875-881 1969
 RANDOM SPATIAL OUTBREAKS OF INTENSITY IN PROPAGATING A WAVE THROUGH A
 TURBULENT MEDIUM
- GRACHEVA M E ET AL IZV VUZ RADIOFIZ 12 235-255 1969
 THE AVERAGING EFFECT OF THE RECEIVING APERTURE ON LIGHT INTENSITY
 FLUCTUATIONS
- IZMUMOV A O RAD ENG AND ELEC 14 1312-1314 1969
 CORRELATION OF FLUCTUATIONS OF AMPLITUDE AND PHASE OF PLANE MONOCHROMATIC
 WAVE OF SUBMILLIMETER BAND AT PROPAGATION IN TURBULENT ATMOSPHERE NEAR THE
 EARTH LAYER
- KLYATSKIN V I IZV VUZ RADIOFIZ 12 723-726 1969
 ON DISPERSION OF THE ANGLE OF ARRIVAL OF A PLANE LIGHT WAVE PROPAGATING
 IN A MEDIUM WITH RANDOM WEAK INHOMOGENEITIES
- KLYATSKIN V I IZV VUZ RADIOFIZ 12 1506-1511 1969
 FUNCTIONAL DESCRIPTION OF THE CHARACTERISTICS OF A PLANE LIGHT WAVE PROPAGATING
 IN A MEDIUM WITH RANDOM INHOMOGENEITIES OF THE REFRACTIVE INDEX
- KLYATSKIN V I JETP 30 520-523 1970 (57 959-965 1969)
 APPLICABILITY OF A MARKOV RANDOM PROCESS IN PROBLEMS RELATING TO THE
 PROPAGATION OF LIGHT IN A MEDIUM WITH RANDOM INHOMOGENEITIES
- KON A I TATARSKI V I IZV VUZ RADIOFIZ 12 173-180 1969
 CORRELATION OF BEAM TRANSVERSE SHIFTS IN A TURBULENT ATMOSPHERE
- KON A I IZV VUZ RADIOFIZ 12 686-693 1969
 THE EFFECTS OF FINITE DIMENSIONS OF A SOURCE AND A RECEIVER ON LIGHT
 INTENSITY FLUCTUATIONS
- KRAVTSOV YU A ET AL IZV VUZ RADIOFIZ 12 674-685 1969
 COMPLEX GEOMETRICAL OPTICS OF INHOMOGENEOUS ANISOTROPIC MEDIA
- KRAVTSOV YU A ET AL IZV VUZ RADIOFIZ 12 1175-1180 1969
 APPLICATION OF THE PERTURBATION THEORY TO THE EIKONAL EQUATION IN THE
 CASE OF INHOMOGENEOUS ANISOTROPIC MEDIA
- KRAVTSOV Y A ET AL JETP 30 935-937 1970 (57 1730-1734 1969)
 GEOMETRICAL OPTICS AND CONSERVATION OF THE ADIABATIC INVARIANT
- MORDUKHOVICH M I IZV VUZ RADIOFIZ 12 882-885 1969
 INVESTIGATION OF GROUND BASED SOURCE SCINTILLATIONS FROM AIRPLANE
- PERMITIN G V FRAIMAN A IZV VUZ RADIOFIZ 12 1838-1841 1969
 THE FIELD STRUCTURE NEAR CAUSTIC IN A MEDIUM WITH FLUCTUATIONS OF THE
 DIELECTRIC PERMITTIVITY
- STOTSKIY A A RAD ENG AND ELEC 14 1547-1551 1969
 MEASUREMENT OF FLUCTUATIONS OF PHASE DIFFERENCES OF CENTIMETER RADIO WAVES
 PROPAGATING IN THE ATMOSPHERE LAYER CLOSE TO THE EARTH
- YZUMOV A O RAD ENG AND ELEC 14 1865-1867 1969
 FREQUENCY SPECTRUM OF THE FLUCTUATIONS OF THE AMPLITUDE OF THE
 SUBMILLIMETER WAVELENGTH PLANE MONOCHROMATIC WAVE PROPAGATING IN THE
 TURBULENT ATMOSPHERE NEAR THE EARTH

1970

- BOURICIUS G M B ET AL J OPT SOC AM 60 1484-1489 1970

EXPERIMENTAL STUDY OF ATMOSPHERICALLY INDUCED PHASE FLUCTUATIONS IN AN
 OPTICAL SIGNAL
 BUNKIN F V ET AL IZV VUZ RADIOFIZ 13 1039-1052 1970
 DIFFUSION OF LIGHT IN A TURBULENT MEDIUM
 BUSER R G BORN G K J OPT SOC AM 60 1079-1084 1970
 DETERMINATION OF ATMOSPHERICALLY INDUCED PHASE FLUCTUATIONS BY LONG
 DISTANCE INTERFEROMETRY AT 6328A
 CHYTIL B J ATM AND TERR PHY 32 961-966 1970
 AMPLITUDE AND PHASE SCINTILLATIONS OF SPHERICAL WAVES
 CLIFFORD S F ET AL IEEE PGAP 16 264-274 1970
 THE THEORY OF MICROWAVE LINE-OF-SIGHT PROPAGATION THROUGH A TURBULENT
 ATMOSPHERE
 CONSORTINI A ET AL APPL OPT 9 2543-2547 1970
 INVESTIGATION OF ATMOSPHERIC TURBULENCE BY NARROW LASER BEAMS
 DAGKESAMANSKAYA I ET AL IZV VUZ RADIOFIZ 13 16-20 1970
 STRONG INTENSITY FLUCTUATIONS FOR WAVES PROPAGATING IN RANDOMLY
 HOMOGENEOUS AND ISOTROPIC MEDIA
 FARROW J B GIBSON A F OPT ACTA 17 317-336 1970
 INFLUENCE OF THE ATMOSPHERE ON OPTICAL SYSTEMS
 FEIZULIN Z I RAD ENG AND ELEC 13 90-1397 1970
 THE FLUCTUATIONS OF THE AMPLITUDE AND THE PHASE OF A LIMITED WAVE BEAM
 PROPAGATING IN A RANDOMLY NON UNIFORM MEDIUM
 FELSEN L B WHITMAN G M IEEE PGAP 18 242-253 1970
 WAVE PROPAGATION IN TIME-VARYING MEDIA
 GELFER E I ET AL IZV VUZ RADIOFIZ 13 271-274 1970
 INVESTIGATION OF INTENSITY OF A FOCUSED LASER BEAM PASSED THROUGH A
 TURBULENT ATMOSPHERE
 GRACHEVA M E ET AL IZV VUZ RADIOFIZ 13 50-55 1970
 MEASUREMENT OF THE MEAN LEVEL OF THE AMPLITUDE OF A LIGHT WAVE
 PROPAGATING IN A TURBULENT ATMOSPHERE
 GRACHEVA M E ET AL IZV VUZ RADIOFIZ 13 56-60 1970
 MEASUREMENT OF DISPERSION OF STRONG INTENSITY FLUCTUATIONS OF LASER
 RADIATION IN THE ATMOSPHERE
 GRACHEVA M E ET AL RAD ENG AND ELEC 15 1290-1292 1970
 THE FLUCTUATIONS OF THE INTENSITY OF THE FOCUSED LASER BEAM PROPAGATING
 IN THE ATMOSPHERE
 GURVICH A S TIME N S RAD ENG AND ELEC 15 812-815 1970
 THE FREQUENCY SPECTRA OF THE FLUCTUATIONS OF THE INTENSITY OF A SPHERICAL
 WAVE PROPAGATING IN THE ATMOSPHERE
 HOVERSTEN R O ET AL PROC IEEE 58 1626-1650 1970
 COMMUNICATION THEORY FOR THE TURBULENT ATMOSPHERE
 IMAI M ET AL RAD SCI 5 1009-1016 1970
 MODE CONVERSION OF GAUSSIAN LIGHT BEAMS PROPAGATING THROUGH A RANDOM
 MEDIUM
 KAZARIAN R A ET AL PROC IEEE 58 1546-1547 1970
 MEASUREMENT OF THE AVERAGE STRUCTURAL CHARACTERISTIC OF THE ATMOSPHERIC
 REFRACTIVE INDEX
 KERR J R ET AL PROC IEEE 58 1691-1709 1970
 ATMOSPHERIC OPTICAL COMMUNICATIONS SYSTEMS
 KHMELEVTSOV S S ET AL IZV VUZ RADIOFIZ 13 146-148 1970
 INTENSITY FLUCTUATIONS OF A LASER BEAM PROPAGATING IN A TURBULENT
 ATMOSPHERE
 KLEEN R H OCHS G R J OPT SOC AM 60 1695-1697 1970
 MEASUREMENT OF THE WAVELENGTH DEPENDENCE OF SCINTILLATION IN STRONG
 TURBULENCE

KLYATSKIN V I ET AL IZV VUZ RADIOFIZ 13 1061-1068 1970
 TO THE THEORY OF PROPAGATION OF LIGHT BEAMS IN A MEDIUM WITH RANDOM
 INHOMOGENEITIES

KON A I IZV VUZ RADIOFIZ 13 61-70 1970
 LIGHT FOCUSING IN A TURBULENT MEDIUM

KON A I FEYZULIN Z I IZV VUZ RADIOFIZ 13 71-74 1970
 FLUCTUATIONS OF THE PARAMETERS OF SPHERICAL WAVES PROPAGATING IN A
 TURBULENT ATMOSPHERE

KRAVTSOV YU A IZV VUZ RADIOFIZ 13 281-285 1970
 "GEOMETRICAL" DEPOLARIZATION OF LIGHT IN A TURBULENT ATMOSPHERE

LAUSSADE J P YARIV A RAD SCI 5 1119-1126 1970
 A THEORETICAL STUDY OF OPTICAL WAVE PROPAGATION THROUGH RANDOM
 ATMOSPHERIC TURBULENCE

LAWRENCE R S ET AL PROC IEEE 58 1523-1545 1970
 A SURVEY OF CLEAR-AIR PROPAGATION EFFECTS RELEVANT TO OPTICAL
 COMMUNICATIONS

LITVINOVA T P IZV VUZ RADIOFIZ 13 462-464 1970
 ON FREQUENCY SPECTRUM WIDTH AT STRONG FLUCTUATIONS OF THE WAVE AMPLITUDE
 IN A TURBULENT ATMOSPHERE

LIVINGSTON P M ET AL J OPT SOC AM 60 925-935 1970
 LIGHT PROPAGATION THROUGH A TURBULENT ATMOSPHERE. MEASUREMENT OF THE
 OPTICAL FILTER FUNCTION

MACADAM D P J OPT SOC AM 60 1617-1627 1970
 DIGITAL IMAGE RESTORATION BY CONSTRAINED DECONVOLUTION

MANO K PROC IEEE 58 1405-1406 1970
 SYMMETRY ASSOCIATED WITH THE BORN AND RYTOV METHODS

MANO K PROC IEEE 58 1168-1169 1970
 INTERRELATIONSHIP BETWEEN TERMS OF THE BORN AND RYTOV EXPANSIONS

MIYAKE MIKIO DONELAN M J GEOPHYS RES 75 4506-4518 1970
 AIRBORNE MEASUREMENT OF TURBULENT FLUXES

MORDUKHOVICH M I IZV VUZ RADIOFIZ 13 275-280 1970
 MEASUREMENT OF DISPERSION OF INTENSITY FLUCTUATIONS AND THE MEAN LEVEL OF
 THE AMPLITUDE OF LASER LIGHT PROPAGATING ALONG STRONGLY INHOMOGENEOUS TRACE

NAIDA O N IZV VUZ RADIOFIZ 13 1496-1500 1970
 ON SOLUTIONS OF EQUATIONS OF QUASI-ISOTROPIC GEOMETRICAL OPTICS
 APPROXIMATION

PIERONI L BREMMER H J OPT SOC AM 60 936-947 1970
 MUTUAL COHERENCE FUNCTION OF THE LIGHT SCATTERED BY A TURBULENT MEDIUM

RIZVI S H S PANOEY H D OPTIK 32 212-217 1970
 RESOLUTION OF A TELESCOPE WITH RECTANGULAR APERTURE IN ATMOSPHERE

RYZHOV YU A TAMOYKIN V IZV VUZ RADIOFIZ 13 356-387 1970
 RADIATION AND PROPAGATION OF WAVES IN RANDOM INHOMOGENEOUS MEDIA (A REVIEW)

RYZHOV Y A JETP 32 120-124 1971 (59 218-226 1970)
 THERMAL RADIATION IN A RANDOMLY INHOMOGENEOUS MEDIUM

SEDIN V YA ET AL IZV VUZ RADIOFIZ 13 44-49 1970
 INTENSITY FLUCTUATIONS IN IMPULSE LASER BEAM PROPAGATING IN THE ATMOSPHERE
 AT DISTANCES UP TO 9.8 KM

SHABELNIKOV A V RAD ENG AND ELEC 15 1077-1079 1970
 THE STUDY OF OPTICAL WAVE PHASE FLUCTUATIONS USING DIFFRACTION GRATINGS

SINGH K CHOPRA K N OPTIK 31 250-257 1970
 FAR FIELD DIFFRACTION IMAGES OF GENERAL PERIODIC RECTANGULAR WAVE OBJECTS
 IMAGED BY AN OPTICAL SYSTEM OPERATING IN A MEDIUM WITH SINUSOIDAL AMPLITUDE
 DISTURBANCE

SODHA M S ET AL OPT ACTA 17 623-629 1970
 THE FLUCTUATIONS OF INTENSITY AT THE FOCUS OF AN ANNULAR APERTURE

VAITSEL V I ET AL IZV VUZ RADIOFIZ 13 1072-1079 1970
 INVESTIGATION OF COHERENCE OF RADIATION BY INTERFERENCE METHOD
 WALDMAN G S J OPT SOC AM 60 1525-1526 1970
 GENERALIZED OPTICAL TRANSFER FUNCTION IN THE FRESNEL APPROXIMATION
 WHITMAN A M BERAN M J J OPT SOC AM 60 1595-1607 1970
 BEAM SPREAD OF LASER LIGHT PROPAGATING IN A RANDOM MEDIUM

1971

BERTOLOTTI M APPL OPT 10 42-45 1971
 ELECTRICAL RECORDING OF THE AMPLITUDE AND PHASE FLUCTUATIONS OF A
 WAVE FRONT
 BROOKNER E L J OPT SOC AM 61 641 1971
 LOG-AMPLITUDE FLUCTUATIONS OF A LASER BEAM
 BUSER R G J OPT SOC AM 61 488-491 1971
 INTERFEROMETRIC DETERMINATION OF THE DISTANCE DEPENDENCE OF THE PHASE
 STRUCTURE FUNCTION FOR NEAR-GROUND HORIZONTAL PROPAGATION AT 6328A
 EICHMANN G J OPT SOC AM 61 161-168 1971
 QUASI-GEOMETRIC OPTICS OF MEDIA WITH INHOMOGENEOUS INDEX OF REFRACTION
 FRIED O L APPL OPT 10 721-731 1971
 SPECTRAL AND ANGULAR COVARIANCE OF SCINTILLATION FOR PROPAGATION IN A
 RANDOMLY INHOMOGENEOUS MEDIUM
 LUTOMIRSKI R F YURA H J OPT SOC AM 61 482-487 1971
 WAVE STRUCTURE FUNCTION AND MUTUAL COHERENCE FUNCTION OF AN OPTICAL
 WAVE IN A TURBULENT MEDIUM
 MOLYNEUX J E J OPT SOC AM 61 248-255 1971
 PROPAGATION OF THE NTH-ORDER COHERENCE FUNCTION IN A RANDOM MEDIUM. THE
 GOVERNING EQUATIONS
 MOLYNEUX J E J OPT SOC AM 61 369-377 1971
 PROPAGATION OF THE NTH-ORDER COHERENCE FUNCTION IN A RANDOM MEDIUM. II.
 GENERAL SOLUTIONS AND ASYMPTOTIC BEHAVIOR
 ROSE H W ET AL APPL OPT 10 515-518 1971
 COHERENT OPTICAL TARGET RECOGNITION THROUGH A PHASE DISTORTING MEDIUM
 SHAPIRO J H J OPT SOC AM 61 492-494 1971
 RECIPROCITY OF THE TURBULENT ATMOSPHERE
 STAVROUOIS O N APPL OPT 10 260-263 1971
 ORTHOTOMIC SYSTEMS OF RAYS IN INHOMOGENEOUS ISOTROPIC MEDIA
 SU H H PLONUS M A J OPT SOC AM 61 256-260 1971
 OPTICAL PULSE PROPAGATION IN A TURBULENT MEDIUM
 TAYLOR L S MELLMAN S J OPT SOC AM 61 236-241 1971
 PROPAGATION OF MUTUAL COHERENCE FUNCTION IN TURBULENT MEDIA USING THE LOCAL
 INDEPENDENCE APPROXIMATION
 VARVATSIAS A D ET AL RAD SCI 6 87-97 1971
 ON THE RENORMALIZATION METHOD IN RANDOM WAVE PROPAGATION

LIST 1

- AKUS ZH - (Soviet Physics-Acoustics), Akusticheski Zhurnal (Akademiya Nauk SSSR), Moscow, Russia, 1957 (1)
- ALTA FREQ - Alta Frequenza, Milan, Italy, 1963, 1964, 1969 (3)
- APPL OPT - Applied Optics, Washington, D.C. U.S.A., 1/62-5/71, (44)
- ASTRON J - Astronomical Journal, New York, N.Y., U.S.A., 1963 (1)
- BEITR PHYSIK ATM - Beitrage Zur Physik Der Atmosphaere, Frankfurt am Main, Germany, 1964, 1966 (2)
- BELL SYST TECH J - Bell System Technical Journal, New York, N.Y. U.S.A., 1/60-1/71 (4)
- BULL ACAD SCI USSR GEOPHYS - Academy of Sciences of the USSR Bulletin (Izvestiya) Geophysics Series (English Edition) Washington, D.C. U.S.A., 1960 (1)
- CAN J PHYS - Canadian Journal of Physics, Ottawa, Canada, 1962 (1)
- DOKLADY - Soviet Physics-Doklady (English Edition of "Doklady, Akademi Nauk SSSR") New York, N.Y. U.S.A., 1/56-3/71 (6)
- IEEE INT CONV REC - Institute of Electrical and Electronic Engineers International Convention Record, New York, N.Y., U.S.A., 1964 (1)
- IEEE J QUAN ELEC - Institute of Electronic and Electrical Engineers, Journal of Quantum Electronics, New York, N.Y. U.S.A., 1/65-4/71, (8)
- IEEE PGAP - Institute of Electronic and Electrical Engineers, Proceedings of the Group on Antennas and Propagation, New York, N.Y. U.S.A., 1/61-1/71 (22)
- IZV OCEAN PHYS - Academy of Sciences of the USSR Bulletin (Izvestiya) Atmospheric and Ocean Physics Series (English Edition) Washington, D.C. U.S.A., 1966 (1)
- IZV VUZ RADIOFIZ - Izvestiya Vysshykh Uchebnykh Zavedenii Radiofizika, Gorkiy, USSR, 1/65-12/70 (40)
- J ACOUST SOC AM - Acoustical Society of America Journal, New York, N.Y. U.S.A., 1953 (1)
- J APPL PHYS - Journal of Applied Physics, New York, N.Y. U.S.A., 1/60-3/71 (1)

- J ATM AND TERR PHY - Journal of Atmospheric and Terrestrial Physics,
New York, N.Y. U.S.A., 1/60-2/71 (2)
- J ATM SCI - Journal of the Atmospheric Sciences, Boston, Mass. U.S.A.,
1/60-3/71 (3)
- J GEOPHYS RES - Journal of Geophysical Research, Washington, D.C. U.S.A.,
1/60-4/71 (18)
- J MATH PHYS - Journal of Mathematical Physics, New York, N.Y. U.S.A.,
1964 (1)
- J MET - Journal of Meteorology, Boston, Mass. U.S.A., 1960 (1)
- J OPT SOC AM - Optical Society of America Journal, New York, N.Y. U.S.A.,
1/59-5/71 (104)
- JAPAN J APPL PHYS - Japanese Journal of Applied Physics, Tokyo, Japan,
1966 (1)
- JETP - Soviet Physics-JETP (English translation of "Zhurnal Eksperimental'noi
i Teoreticheskoi Fiziki") New York, N.Y. U.S.A., 1/46-8-70 (22)
- MCGRAW HILL - New York U.S.A., London, England
- NATURE - Nature, London, England, 1963, 1966 (2)
- NBS TECH NOTE - National Bureau of Standards (US) Technical Note,
Washington, D.C. U.S.A., 1965 (1)
- NUOVO CIMENTO - Nuovo Cimento, Bologna, Italy, 1962 (1)
- OBSERVATORY - Observatory, The, Sussex, England, 1962 (1)
- OPT ACTA - Optica Acta, International Journal of Optics, London, England,
1/59-1/71 (4)
- OPT AND SPECT - Optics and Spectroscopy (English translation of Optica i
spektroskopiya) Washington, D.C. U.S.A., 1968 (1)
- OPTIK - Optik, Zeitschrift fur das gesamte Gebiet der Licht-und Elektro-
enoptik, Germany, 1/60-5/71 (6)
- PHYS SOC LONDON - Reports on Progress in Physics, London, England, 1956 (1)
- PROC BROOKLYN SYMP - Proceedings of the Symposium on Modern Optics, Micro-
wave Research Institute Symposia Series, Polytech
Press (QC361S95) Brooklyn, N.Y. U.S.A. 1964, 1967 (3)
- PROC CONF ATM LIM OPT PROP BOULDER - Proceedings of the Conference on
Atmospheric Limitations to Optical
Propagation, Central Radio Propagation
Laboratory and National Center for At-
mospheric Research, Boulder, Colorado
U.S.A., 1965 (18)

- PROC IEEE - Proceedings of the IEEE, New York, N.Y. U.S.A., 1/61-4/71 (37)
- PROC ROYAL SOC - Royal Society, Proceedings Series A, Mathematical and Physical Sciences, London, England, 1954 (1)
- PROC SYM APPL MATH - Symposia in Applied Mathematics, Proceedings, Providence, R.I., U.S.A., 1962, 1964 (3)
- PROGRESS IN RAD SCI - International Scientific Radio Union, Progress in Radio Science (Tk6541-I55), 1966 (1)
- QUART APPL MATH - Quarterly of Applied Mathematics, Providence, R.I., U.S.A., 1967 (1)
- RAD ENG AND ELEC - Radio Engineering and Electronics (USSR) and Radio Engineering (English translation of Radiotekhnika i Elektronika), New York, N.Y. U.S.A., 1/65-12/70 (15)
- RAD SCI - Radio Science (Previously U.S. National Bureau of Standards Journal of Research on Radio Science), Washington, D.C. U.S.A., 1/66-4/71 (20)
- RADIOPHYS - Soviet Radiophysics and Quantum Electronics (English translation of Izvestiya Vysshikh Uchebnykh Zavedenii Radio fizika), New York, N.Y. U.S.A., 1/65-12/70 (14)
- SOLAR PHYS - Solar Physics (in English) Dordrecht, Netherlands, 1969 (1)
- SOV PHYS ACOUSTICS - Soviet Physics - Acoustics (Translation of Akusticheskii Zhurnal) New York, N.Y. U.S.A. 1960 (1)
- SOVIET ASTRONOMY - Soviet Astronomy-AJ (English translation of Astronomicheskii zhurnal) New York, N.Y. U.S.A., 1959 (1)
- US NAT BUR STAND - National Bureau of Standards, Journal of Research on Rad. Science, Washington, D.C. U.S.A., 1/62-12/65 (6)
- Z ANGE MATH UND PHYS - Zeitschrift fuer Angewandte Mathematik und Physik, Basel, Switzerland, 1965 (1)

LIST 2

FIRST AUTHOR LIST

AGGARWAL A K	67	DAGKESAMANSKAYA I	70
AIKEN R T	69	DAVIS J I	65,66
ALLEN D A	66	DAVYDOV B I	59
ANDREEV I V	65	DEITZ P H	67,69(2)
ARSAEV I E	68	DELANGE O	63
ARTEMYEV A V	69	DEMYANENKO L N	68
AUSTIN M E	65	DEREVYANKO N F	68
AXTELLE G E JR	65	DEWOLF D A	65(2),67(3),68,69
		DOLIN L S	68
BAKHAREVA M F	68(2)	DOYLE W M	65
BARABANENKOV YU N	69		
BASSANINI P	67	EARNSHAW K B	67
BECKMANN P	65(2)	EDWARDS B N	65
BENDER P L	64,65,67	EICHMANN G	71
BERAN M J	66,67,68(2),69,70	ESPOSITO R	67
BERGSTRAND E	60	ETCHEVERRY R D	67
BERTOLOTI M	68,69(2),70(2),71		
BIBERMAN L M	52	FARHAT N H	69
BJERHAMMAR A	60	FARROW J B	70
BLOM J	69	FEIZULIN Z I	67,70
BOURICIUS G M B	70	FELSEN L B	70
BOURKOV V G	67	FINKELBERG V M	63,68
BOURRET R C	62(2)	FIOCCO G	63
BOWERS H C	64	FITZMAURICE M W	69
BREMMER H	64,66	FRADKIN E E	68
BROOKNER E L	69,71	FRIED D L	65(4),66(3), 67(10),68,69,71
BROWN W P JR	65,67(3)	FRIEDEN B R	67
BUCK A L	65,67	FURUTSU K	63
BUGNOLO D S	60,61		
BUNKIN F V	69,70	GARDNER S	64
BURLAMACCHI P	67(2)	GASKILL J D	68,69
BUSER R G	70,71	GAZARYAN Y L	69
		GEBHARDT F G	69
CARLSON F P	69(2)	GELFER E I	70
CARNEVALE M	68	GILMARTIN T J	69
CATHEY W T	68,70	GJESSING D T	62,69
CHASE D M	65,66	GOLDSTEIN I	65(2)
CHATTERTON E J	65	GOODMAN J W	66
CHERNOV L A	60	GOODWIN F E	65,68
CHU T S	67(2)	GRACHEVA M F	65,66,67(2), 69,70(3)
CHYTIL B	70		
CLEMISHA B R	66	GRAY	70
CLIFFORD S F	70	GURVICH A S	68(2),70
COMSTOCK C	65		
CONSORTINI A	63,64,65,66,70(2)	HALL D N B	67
COULMAN C E	65,66,67,68,69	HARDY K R	69
CURCIO J A	65		

HARGER R O	67	LITVINOVA T P	70
HARRIS JAMES L	64,66	LIVINGSTON P M	66,70
HEIDBREder G R	66(2),67(3)	LUCY R F	67,68
HELSTROM C W	69	LUTOMIRSKI R F	69(2),71
HERRICK R B	66		
HILL H A	66	MACADAM D P	70
HO T L	68,69,70	MACCREADY P B JR	62
HODARA H	66,67,68	MACRAKIS M S	65
HOFFMAN W C	64(2)	MALKUS W V R	54
HOGG D C	63,69	MANDICS P A	69
HOHN D H	64,65,66(2),69(3)	MANO K	69,70(2)
HORNER J L	70	MAZUMDER M K	70
HOVERSTEN R O	70	MAZUROWSKI M J	65
HULETT H R	67	MEYER-ARENDT J R	65(2),66
		MINTZER D	53
IMAI M	70	MITCHELL R L	68
ISHIMARU A	69(2)	MIYAKE MIKIO	70
IZMUMOV A O	68,69	MOLLER F	64
		MOLYNEUX J E	68,71(2)
KALASHNIKOV N P	66	MONIN A S	59,62
KALLISTRATOVA M A	66(2)	MORDUKHOVICH M I	69,70
KARAL F G	64	MORELAND J P	69
KARAVAINIKOV V N	57	MUELLER P F	67
KAROLUS A	60	MUNICK R J	65(2)
KATZ I	66	MUSHIAKO Y	65
KAZANTSEV A N	67		
KAZARIAN R A	70	NAIDA O N	70
KELLER J B	62,64,69	NEUMANN J	69
KERMISCH	70	NEURINGER J L	70
KERR D E	66	NOEL T M	63
KERR J R	70	NOVIKOV E A	63,64
KHMELEVTSOV S S	70	NUGENT L J	66
KIEBURTZ R B	67(2)		
KING M	65	OCHS G R	69(2)
KINOSHITA Y	68(4),69	OGURA Y	62
KLEEN R H	70	OWENS J C	65,69
KLYATSKIN V I	68,69(3),70		
KNESTRICK G L	67	PANOFSKY H A	69
KNOP C M	64	PARRENT G B JR	59
KOLCHINSKI I G	59	PERMITIN G V	69
KOMISAROV V M	66,67(2)	PESKOFF A	68
KON A I	65,69(2),70(2)	PIERONI L	70
KRAVTSOV YU A	68(2),69(3),70	PISAREVA V V	60
KUPIEC I	69	PLATE E J	69
		POND S	63,66
LAHTI J N	69	PRESNYAKOV L P	65
LAMB G L JR	62		
LAUSSADE J P	69,70	RABINOWITZ P	62
LAWRENCE R S	70(2)	RAMSEY J V	59,62
LEE R W	69(2)	RATCLIFFE J A	56

REIGER S H	63	TITTERTON P J	70
REISMAN E	65,66	TRABKA E A	66
REYNOLDS A J	61	TSVANG L R	69
REYNOLDS G O	64	TYSON E T	68
RICHTER S L	67		
RIZVI S H S	70	VAITSEL V I	70
ROGERS C B	65	VARVATSIS A D	71
ROMANOVA L M	66	VIGLIN A S	66
ROSE H W	71	VVEDENSKIY B A	67
ROSENBAUM S	69		
ROSNER R D	68,69	WAKSBERG A L	70
ROSS D	66	WALDMAN G S	70
RYZHOV YU A	68,70(2)	WARD R C	67
RYZNAR E	65	WATERMAN A J JR	65
		WEBB E K	64
SALEH A A M	67	WEINER M M	67
SANCER M I	70(2)	WHEELON A D	55,64
SCHMELTZER R A	67	WHITMAN A M	70
SEDIN V YA	70	WHITTEN J R	65(2)
SETTE D	65	WILKINS E M	60,63
SHABELNIKOV A V	68,70		
SHAPIRO J H	71	YEH K C	62,67,68
SHIN E E H	68	YUNG M C	64
SHISHOV V I	68	YURA H T	69
SHUT'KO A V	64	YZUMOV A O	69
SIEDENTOPF H	65		
SIEGMAN A E	66(2)	ZAITSEV YU A	68
SINGH K	70	ZHIGULEV V N	65
SKINNER T J	65	ZWANG L R	60
SKROTSKII G V	68		
SKRYPNIK G I	65,66		
SODHA M S	70		
STAVROUDIS O N	71		
STOTSKIY A A	69		
STRAUB H W	65(2)		
STREZH P E	67		
STROHBEHN J W	66,67,68(2),70(2)		
SU H H	71		
SUBRAMANIAN M	65,67		
SUTTON G W	69		
SUZUKI T	66		
TATARSKI V I	53,61,62(2),63,64		
	66,67(4),69		
TAYLOR L S	66,67(2),68(2),69(2),		
	70,71		
TEICH M C	68,69		
THIEDE E C	70		
THOMPSON M C	60		

SUMMARY

In this interim report three areas of interest have been considered: averaging times for random data, phase structure function data and a continuation of a bibliography. The averaging time study reviewed approaches contained in the literature showing that the averaging time depends on the quantity of interest and on the particular criterion. The phase structure function computations gave curves intended to be useful in experiment design and data interpretation. The bibliography presented a listing of recent journal articles and author and journal lists.

BIBLIOGRAPHY

- Bendat, J.S. and Piersol, A.G., Measurement and Analysis of Random Data, John Wiley and Sons, New York, 1966.
- Bernstein, A.B., Examination of Certain Terms Appearing in Reynolds' Equations under Unsteady Conditions and Their Implications for Micrometeorology, Quart. J. R. Met. Soc., Vol. 92, 1966.
- Blackman, R.B. and Tukey, J.W., The Measurement of Power Spectra, Dover Publications, New York, 1958.
- Carlson, F.P. and Ishimaru, A., The Propagation of Spherical Waves in Locally Homogeneous Random Media, J. Opt. Soc. Am. 59, 1969, pp. 1343-1347.
- Charnock, H. and Robinson, G.D., Spectral Estimates from Subdivided Meteorological Series, A paper of the Meteorological Research Committee (London), M.R.P. No. 1062, S.C. II/240, 27 August 1957.
- Davenport, W.B. and Root, W.L., Random Signals and Noise, McGraw-Hill Book Company, New York, 1958.
- Kampe de Feriet, J., Averaging Processes and Reynolds Equations in Atmospheric Turbulence, Journal of Meteorology, Vol. 8, 1951.
- Kahn, A.B., A Generalization of Average-Correlation Method of Spectrum Analysis, Journal of Meteorology, Vol. 14, 1957.
- Liepmann, H.W., Aspects of the Turbulence Problem, Z.f. Angew. Math.u. Phys., Vol. 3, 1952.
- Lumley, J.L. and Panofsky, H.A., The Structure of Atmospheric Turbulence, John Wiley and Sons, New York, 1964.
- Ogura, Y., The Influence of Finite Observation Intervals on the Measurement of Turbulent Diffusion Parameters, Journal of Meteorology, Vol. 14, 1957.
- Okamoto, M. and Webb, E.K., The Temperature Fluctuations in Stable Stratification, Quart. J.R. Met. Soc. Vol. 96, 1970.
- Panofsky, H.A., Scale Analysis of Atmospheric Turbulence at 2 m, Quart. J.R. Met. Soc., Vol. 89, 1963.
- Pasquill, F., Atmospheric Diffusion, Van Nostrand, 1962

Pasquill, F., Recent Broad Band Spectral Measurements of Turbulence in the Lower Atmosphere, J. Geophys. Res., Vol. 67, 1962.

Pasquill, F. and Butler, H.E., A Note on Determining the Scale of Turbulence, Quart. J. R. Met. Soc., Vol. 90, 1964.

Smith, F.B., The Effect of Sampling and Averaging on the Spectrum of Turbulence, Quart. J. R. Met. Soc., Vol. 88, 1962.

Tatarski, V.I., Wave Propagation in a Turbulent Medium, McGraw Hill Book Co., New York, 1961.