



AD 737838

EFFECTS OF TURBULENCE INSTABILITIES ON LASER PROPAGATION

RCA LABORATORIES

SPONSORED BY
ADVANCED RESEARCH PROJECTS AGENCY
ARPA ORDER NO. 1279

Approved for public release;
distribution unlimited.

The views and conclusions contained in this document are those of the authors and should not be interpreted as necessarily representing the official policies, either expressed or implied, of the Advanced Research Projects Agency or the U.S. Government

Reproduced by
NATIONAL TECHNICAL
INFORMATION SERVICE
Springfield, Va 22151

ROME AIR DEVELOPMENT CENTER
AIR FORCE SYSTEMS COMMAND
GRIFFISS AIR FORCE BASE, NEW YORK

R D D C
RECEIVED
MAR 9 1972
REGISTERED

RL

DOCUMENT CONTROL DATA - R & D

(Security classification of title, body of abstract and indexing annotation must be entered when the overall report is classified)

1. ORIGINATING ACTIVITY (Corporate author) RCA Laboratories Princeton, New Jersey	2a. REPORT SECURITY CLASSIFICATION Unclassified
	2b. GROUP N/A

3. REPORT TITLE

EFFECTS OF TURBULENCE INSTABILITIES ON LASER PROPAGATION

4. DESCRIPTIVE NOTES (Type of report and inclusive dates)
Quarterly Progress Report No. 2 9 September 1971 - 8 December 1971

5. AUTHOR(S) (First name, middle initial, last name)

David A. de Wolf

6. REPORT DATE January 1972	7a. TOTAL NO. OF PAGES 10	7b. NO. OF REFS 1
--------------------------------	------------------------------	----------------------

8a. CONTRACT OR GRANT NO. F30602-71-C-0356	8b. ORIGINATOR'S REPORT NUMBER(S) PRRL-71-CR-44
b. PROJECT NO. ARPA 1279	8c. OTHER REPORT NO(S) (Any other numbers that may be assigned this report) RADC TR-72-32
c. Program Code 1E20	
d.	

10. DISTRIBUTION STATEMENT

Approved for public release; distribution unlimited.

11. SUPPLEMENTARY NOTES Monitored by: Lt. Darryl P. Greenwood (315) 330-3433; RADC (OCSE) GAFB, NY 13440	12. SPONSORING MILITARY ACTIVITY Advanced Research Project Agency 1400 Wilson Blvd. Arlington, VA 22209
---	--

13. ABSTRACT
Three developments are reported briefly, (a) an extension of average focal-spot areas under turbulent atmospheric conditions to non-zero elevation angles, (b) computation of the temporal power spectrum of angle-of-arrival fluctuations, and (c) development of a new formalism for the irradiance of a plane wave leading to log-normal statistics and promising a saturation effect for the irradiance (not yet computed).

14. KEY WORDS	LINK A		LINK B		LINK C	
	ROLE	WT	ROLE	WT	ROLE	WT
Wave propagation Turbulent atmosphere, air Laser beam, focussed Optics, atmospheric Irradiance fluctuations						

EFFECTS OF TURBULENCE INSTABILITIES ON LASER PROPAGATION

DAVID A. de WOLF

**CONTRACTOR: RCA LABORATORIES
CONTRACT NUMBER: F30602-71-C-0356
EFFECTIVE DATE OF CONTRACT: 9 JUNE 1971
CONTRACT EXPIRATION DATE: 8 JUNE 1972
AMOUNT OF CONTRACT: \$49,990.00
PROGRAM CODE NUMBER: 1E20**

**INVESTIGATOR: DR. DAVID A. de WOLF
PHONE: 609 452-2700 EXT. 3023**

**PROJECT ENGINEER: LT. DARRYL P. GREENWOOD
PHONE: 315 330-3443**

**Approved for public release;
distribution unlimited.**

**This research was supported by the Advanced
Research Projects Agency of the Department
of Defense and was monitored by Lt. Darryl P.
Greenwood, RADC (OCSE), GAFB, N.Y. 13440**

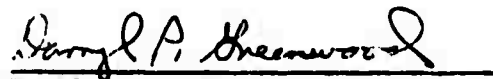
FOREWORD

This quarterly report was prepared by RCA Laboratories, Princeton, New Jersey under Contract No. F30602-71-C-0356. It describes work performed from 9 September to 8 December 1971 in the Communications Research Laboratory, Dr. K. H. Powers, Director. The principal investigator and project engineer is Dr. D. A. de Wolf.

The report was submitted by the author on 7 January 1972. Submission of this report does not constitute Air Force approval of the report's findings or conclusions. It is submitted only for the exchange and stimulation of ideas.

PUBLICATION REVIEW

This technical report has been reviewed and is approved.



RADC Project Engineer

ABSTRACT

Three developments are reported briefly, (a) an extension of average focal-spot areas under turbulent atmospheric conditions to non-zero elevation angles, (b) computation of the temporal power spectrum of angle-of-arrival fluctuations, and (c) development of a new formalism for the irradiance of a plane wave leading to log-normal statistics and promising a saturation effect for the irradiance (not yet computed).

BLANK PAGE

TABLE OF CONTENTS

Section	Page
I. PROGRESS DURING THIS QUARTER	1
REFERENCE.	4

I. PROGRESS DURING THIS QUARTER

The calculation of $\pi \langle r_L^2 \rangle$, the average focal-spot area, has been extended to slant-path links with the transmitter at an altitude of one meter or so above the ground. We have applied the height dependence of C_n^2 given by Wyngaard, Izumi, and Collins[1]. The results are given by our previous plots of r_{oc} and r_{oL} as a function of L for diverse values of C_n^2 in horizontal propagation, supplemented by plots of $r_{oc}(\theta)/r_{oc}(0)$ for sunny-day and for dawn or dusk conditions. The same plots serve for $r_{Lc}(\theta)/r_{Lc}(0)$ because this ratio is the inverse of $r_{oc}(\theta)/r_{oc}(0)$ at any given elevation angle θ . The plots [Figures 1(a) and (b)] are independent of k (frequency) and C_n^2 (turbulence strength), hence universal.

We have computed the temporal power spectrum $W(\omega)$ of angular fluctuations, i.e., the Fourier transform with respect to τ of $\langle \delta\theta(t+\tau)\delta\theta(t) \rangle$ averaged over t , for two cases:

- (a) Taylor's hypothesis which states that all movement is due to a single velocity v .
- (b) A gaussian velocity distribution of independent eddies with zero mean velocity.

In both cases, the spectrum is initially flat, then decreases with $\omega^{-2/3}$ as the angular frequency ω increases above $\omega_1 \approx v/L_0$ up to a cut-off at $\omega \approx \kappa_m L_0 \omega_1$. Further work is needed to extend case (b) to a non-zero mean velocity. The results to date are:

Case (a)

$$W(\omega) = W(\omega; 5/6) - W(\omega; 11/6)$$

$$W(\omega; \rho) = \frac{15.7}{8\pi^{1/2}} \frac{\epsilon^2 L}{L_0 \omega_1} \exp - \left(\omega / \omega_1 \kappa_m L_0 \right)^2 \times \\ \times \left(1 + \omega^2 / \omega_1^2 \right)^{1/2 - \rho} U \left[\frac{1}{2}, \frac{3}{2} - \rho, \left(\omega^2 + \omega_1^2 \right) / \left(\omega_1 \kappa_m L_0 \right)^2 \right]$$

where $\omega_1 = v/L_0$ and U is one of Kummer's functions in the notation of NBS Handbook of Mathematical Functions. The other symbols are defined in the previous quarterly report.

Case (b)

$$W(\omega) = W(\omega; 5/6) - W(\omega; 11/6)$$

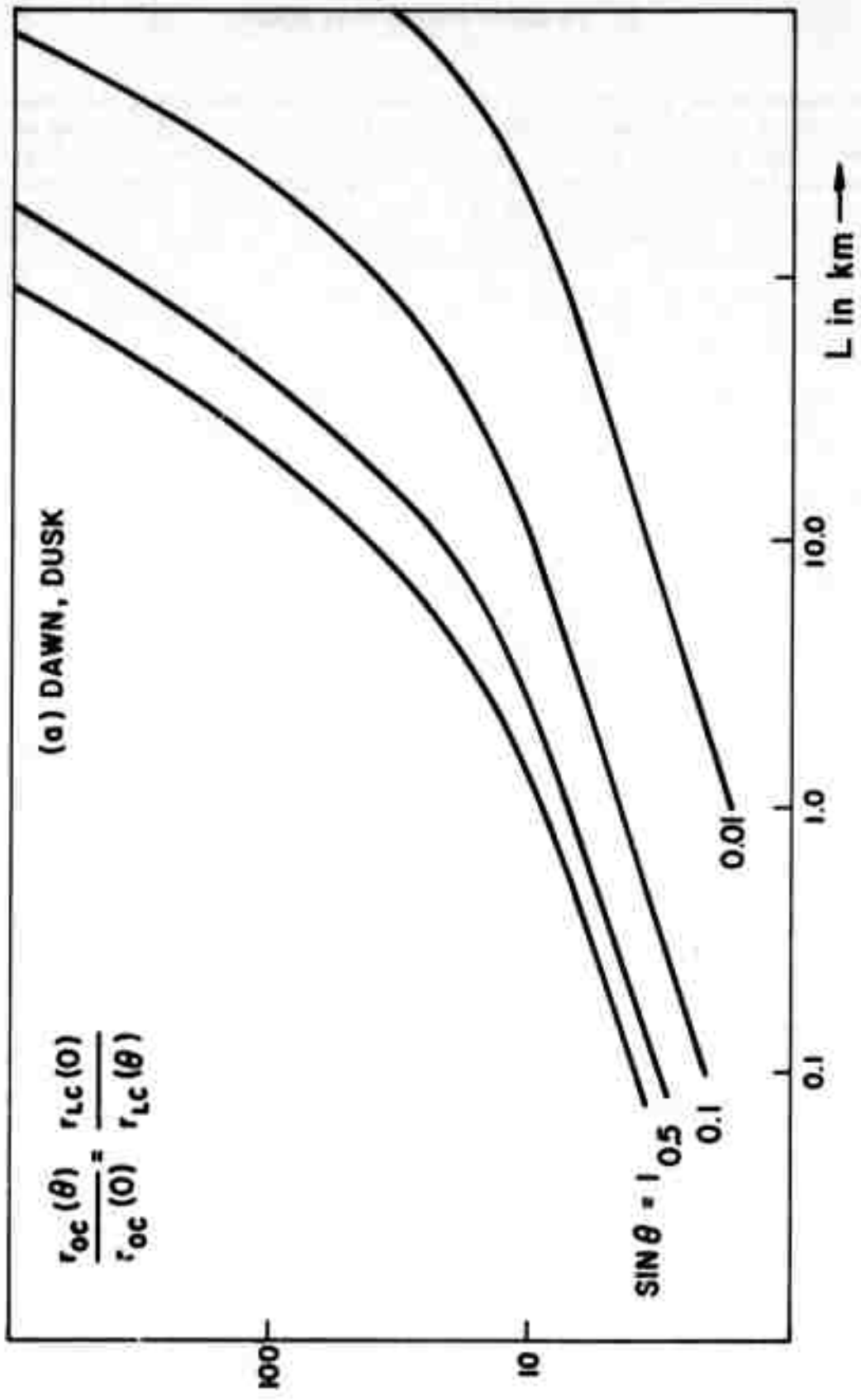


Figure 1(a). Average-Focal-Area Parameters for Diverse Angles of Elevation.

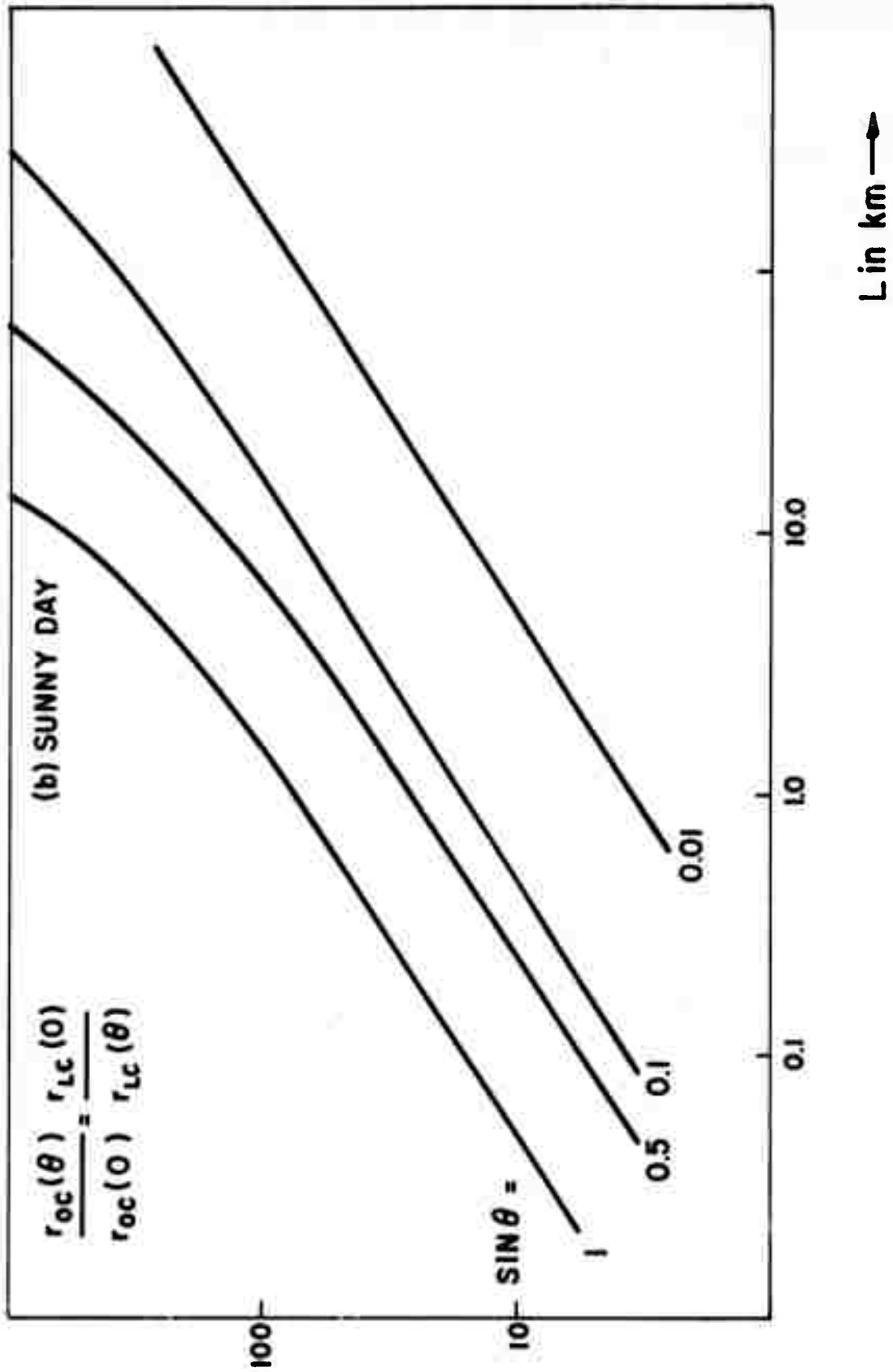


Figure 1(b). Average-Focal-Area Parameters for Diverse Angles of Elevation.

$$W(\omega; \rho) = \frac{15.7}{8\pi^{1/2}} \frac{\epsilon^2 L}{L_0 \omega_2} \Gamma\left(\rho - \frac{1}{2}\right) U\left(\rho - \frac{1}{2}, \frac{1}{2}, \omega^2/\omega_2^2\right)$$

where $\omega_2 = 4v/L_0 \sqrt{3}$, v is the root-mean-square velocity defining the gaussian velocity probability density (for zero mean), and Γ is the gamma function.

We have worked out a new approach to the statistics of I , the plane-wave irradiance. Previously, we were critical of previous selective-summation results (including our own) because these appeared incomplete. However, much of the formalism can be retained. By making a geometrical-optics approximation in the Green's function propagator, but retaining all diffraction effects, we obtain a non-linear set of coupled equations for the field E at the point of observation $\vec{r} = (\vec{\rho}, L)$.

$$E \equiv E_0 \exp \psi$$

$$\psi \equiv \chi + i\phi$$

$$\psi = \frac{ik}{8\pi^2} \int_0^L dz \int d^2K \delta\tilde{\epsilon}(\vec{K}, z) \exp[-iK^2(L-z)/2k - i\vec{K} \cdot \vec{\xi}(z)]$$

$$\vec{\xi}(z) = \vec{\rho}(L) - (L-z)k^{-1} \vec{\nabla}_T \phi$$

Here, $\vec{\nabla}_T \phi$ is the transverse derivative of the (yet to be determined) phase function $\phi = \text{Im}(\psi)$, and $\delta\tilde{\epsilon}(\vec{K}, z)$ is a two-dimensional Fourier transform of $\delta\epsilon(\vec{\rho}, z)$. The log-normal behavior of E is apparent; the problem is to obtain a saturation curve for the irradiance variance. If we ignore ray bending then $\vec{\xi} = \vec{\rho}(L)$; in this case the Rytov approximation results. The next step is to include ray bending but this appears to be a difficult although promising task.

REFERENCE

1. J. Opt. Soc. Am. 61, 1646 (1971).