

AD 739267

BAR 71-1

RELATIONSHIPS BETWEEN PEER RATINGS AND QUANTITATIVE PROPERTIES OF DEFENSE IN-HOUSE LABORATORIES
VOLUME II



15 November 1971

DDC
RECEIVED
APR 4 1972
C

Management Analysis Report ...

Office for Laboratory Management

Office of the Director of Defense Research and Engineering

Washington, D.C.


SEE AD
739267

NATIONAL TECHNICAL INFORMATION SERVICE

Approved for public release
Distribution Unlimited

209

DISCLAIMER NOTICE



THIS DOCUMENT IS BEST QUALITY AVAILABLE. THE COPY FURNISHED TO DTIC CONTAINED A SIGNIFICANT NUMBER OF PAGES WHICH DO NOT REPRODUCE LEGIBLY.

**RELATIONSHIPS BETWEEN PEER RATINGS
AND QUANTITATIVE PROPERTIES OF
DEFENSE IN-HOUSE LABORATORIES**

VOLUME II

by

John H. Walker, Jr.

**Management Analysis Report 71-1
Office for Laboratory Management
Office of the Director of Defense Research and Engineering
Washington, D. C. 20301**

CONTENTS

	Page
INTRODUCTION	v
EXPLANATION OF APPENDICES	v
APPENDICES:	
A. DoD Instruction 7700.9, Research and Development Resource Data for In-House RDT&E Activities	
B. Factor Analyses, Principal Components and Varimax Rotations	
C. Distribution of Laboratory Properties	
D. 95% Confidence Zones for Correlations Between Peer Ratings and Normalized Variables, FY 68 Data	
E. Correlations Between Peer Ratings and Fiscal Year 1968 Data, With and Without Zeros, (Showing Frequency Distribution of Data)	
F. Correlations Between Peer Ratings and Laboratory Properties for Fiscal Years 1967, 1968, and 1969, [Count Zeros]	
G. Correlations Between Laboratory Properties and Ratings of Various Peer Groups for Fiscal Year 1968, [Count Zeros]	
H. Correlations Between Peer Ratings and Laboratory Properties Excluding Extreme Point and Atypical Laboratories, [Skip Zeros]	
I. 95% Confidence Limits for Correlations Between Peer Ratings and Basic Elements of Fiscal Year 1969 Data, [Skip Zeros]	
J. Correlations Between Peer Ratings and Logarithms of Fiscal Year 1968 Data, With and Without Zeros. (Showing Frequency Distribution of Data)	
K. Correlations Between Peer Ratings and Laboratory Variables per Professional With and Without Zeros. Fiscal Year 1968, (Showing Frequency Distribution of Data)	
L. Table 1. Percent Accounted for by High-Ranked versus Low-Ranked Laboratories Table 2. Coefficients of Rank-Order Correlation Between Peer Ratings and Quantitative Laboratory Properties	
M. Analysis of Variance, Multiple Correlation, and Residual Mean Squares from DA-MRCA Regression and Comprehensive Analysis Program	
N. BMD02R Stepwise Regression Tables	

Preceding page blank

INTRODUCTION

The various tables and information shown in this volume are intended to be used in conjunction with Volume 1 of the report. Appendices A, B, and C are referred to in Chapter 3 of Volume 1; they are essentially in support of a description of the laboratory properties data base. Appendix D is principally connected with the discussion of normalized variables in Section 3 of Chapter 4. Appendices E, F, and G, are related to the discussions in Chapter 5 of Volume 1. Appendices H, I, J, and K are in support of Chapter 6. Appendix L relates to Chapter 7; and Appendices M and N are discussed in Chapter 8.

With the exception of Appendix A, which is a copy of DoD Instruction 7700.9, and Appendix D, which was assembled from material produced by the Harry Diamond Laboratories, the various appendices were assembled from computer print-outs provided by the statistics, programming, and computer operations staffs of the Naval Weapons Laboratory. The principal computers used were the IBM 7030 and the CDC 6700.

EXPLANATION OF APPENDICES

A. DoD Instruction 7700.9 - Research and Development Resource Data for In-House RDT&E Activities

This instruction defines the elements of the data base. The instruction has been in effect since fiscal year 1967. The present revision was issued 26 August 1970.

B. Factor Analyses

Factor analysis is a method of identifying characteristics (factors) common to a number of variables. Each variable is divided into portions, which are assigned to a number of different factors. Thus a variable might be partitioned among five factors, as follows:

	Factor				
	1	2	3	4	5
variable x	.4	-.5	-.7	.2	0

The numbers associated with each factor are called the *factor loadings*. A factor loading is similar to a correlation coefficient; the product of any two rows of a factor matrix is equal to the correlation between the corresponding two variables. The sum of the squares of the factor loading in any row cannot exceed 1, but need not equal 1. In the example shown, its value is .94; it represents that portion of the variance of each variable which is correlated with the other variables.

The data for fiscal year 1968 was factor-analyzed using a program developed by the Biometric Laboratory of the University of Miami. The first ten factors, by each method, are shown for the twenty-three Army laboratories, the eighteen Navy laboratories, the ten Air Force laboratories, and for the fifty-one together (under the heading "DoD laboratories"). One element - source of RDT&E funding outside the Department of Defense (NONRD) - was inadvertently omitted.

The data on page B-1 show the groupings for the Army laboratories according to the method of "principal components". (The method does not identify the nature of the factor - that is up to the user.) The principal components of the first factor are:

- * Professional and Technical Personnel (TAMIL, TACIV, CIVBS, CIVMS, CLASS, TECHS, CIVSV)
- * Equipment (EQUIP)
- * Appropriations (IHR&D)
- * Source of Funds (DEPRD)
- * Technical Interchange (MEETS)

This factor would appear to be a broad overview of RDT&E activity.

The factor loadings can be regarded as elements of a vector. One problem is that there is not a unique location for the frame of reference vectors. Various locations of the reference frame can be obtained by rotating the reference axes about the origin, as was done for the factors shown on page B-2. It is not clear just what factor 1 is; its principal components are

- * Military Supervisors (MILSV)
- * Advanced Development (IH6.3, OH6.3)
- * Military Full-Time Graduate Students (MFTGS)

Factor 2 links the amount of land leased with out-of-house procurement and out-of-house operations and maintenance.

The remaining pages similarly show factors for the Navy, the Air Force, and the laboratories together. The patterns are in a broad sense similar, but in actual detail quite different, from service to service.

C. Distribution of Laboratory Properties

Appendix C illustrates various facets of the distribution of the data base elements. It will be convenient to first consider Table 3, then pick up Tables 1, 2, 4, etc.

Table 3 shows the values of the various elements of the data for fiscal year 1968. The first column lists the total value of the element for all DoD activities submitting information, in accordance with DoD Instruction 7700.9 (Appendix A). The financial data elements are in thousands of dollars; the space elements are in thousands of square feet; the land data are in acres; all other elements are in natural units. The second column (79 DoD laboratories) shows the portion allocated to the laboratories; the third and fourth columns show the distribution between the physical sciences and engineering laboratories (51 DoD laboratories) and the medical and behavioral sciences laboratories (Other Laboratories¹).

Table 1 shows the number of the fifty-one physical sciences and engineering laboratories required to account for 25%, 50%, or 75% of their share of the laboratory properties. In all cases, it takes no more than five laboratories to account for twenty-five percent of the total.

Table 2 shows the percentage distribution of each element among the Army, Navy, and Air Force physical science and engineering laboratories. The numbers in parentheses indicate the number of laboratories having some non-zero value of the element in each military department. Table 2 can be used to compute the approximate magnitudes of the elements for each department. For example, the Air Force laboratories employ about 105 military professionals with the PhD degree [32% of 330], and about 310 civilian professionals with the PhD degree [17% of 1815].

¹Includes the Frank J. Seifer Laboratory

Tables 4 and 5 illustrate the stability (or instability) of the data over the three year period comprised of fiscal year 1967, 1968, and 1969. Stability has to do with the variation of the laboratory properties with respect to time. Two ways have been used to measure the amount of variation in each of the elements; one utilizes the annual relative deviation from the mean of the three years of the data base; the other involves the relative change in the data between consecutive years. In both methods, the distributions are based on the maximum changes experienced by a laboratory over the three fiscal years.

The maximum relative deviation is computed by dividing the absolute value of the maximum deviation from the mean by the value of the mean. For example, if the values of an element for a particular laboratory were 600, 500, and 100, the mean would be 400. The deviations from the mean would be -200, -100, and 300; the relative deviations would be 50%, 25%, and 75%; this latter would represent the maximum relative deviation from the mean. (If the mean of an element for a particular laboratory is zero, the laboratory is not included in the distribution of that element.)

Another way of measuring the stability of the data from year to year is in terms of percent annual change. Using the data from the above example, the value for one year would be five times that for an adjacent year. The change in the last two years might be regarded as an eighty percent decrease from year two to year three, or as a four hundred percent change relative to year three. In the table of percent annual deviation the variation is always taken relative to the smaller of two consecutive years (i.e., like the four hundred percent change in the example above). The larger of the two values is taken as the numerator; the ratio is computed (the ratio is considered to be ∞ if the denominator is zero, except that 0/0 is not counted at all); the unit 1 is subtracted to determine the amount of change; and the result is expressed in percent.

The intervals in Table 4 were chosen to represent good stability (0% - 10%), medium stability (10% - 25%), poor stability (25% - 50%), and little or no stability (50% - 200%). (The definitions of good, medium, and poor were arbitrarily introduced by the author.) The number of laboratories having a maximum deviation between 0 and 10 percent is shown under the column labeled A; the number between 10 and 25 percent under the column head B; etc. The mathematics of the procedure are such that the maximum theoretical deviation is 200 percent. The intervals in Table 5 were selected to roughly correspond to those in Table 4.

Table 6 shows the distribution of the average value of each element possessed by the laboratories in fiscal years 1967, 1968, and 1969. There are only fifty

laboratories, because the data for NOL (Corona) has been combined with NWC (China Lake). The distribution is shown in fifty intervals of equal size (each interval is one fiftieth of the difference between the largest and smallest value of the element). Only non-zero values are shown, but the relationship is such that in practically all cases, the inclusion of zeros would not change the pattern, except to increase the frequency shown in the first interval on the left.

Table 7 shows the distribution of the logarithms of the same properties as in Table 6. Notice how the logarithmic distribution is more uniformly spread across the page, with a slight bunching to the right of center, whereas the untransformed data shown in Table 6 are asymmetrically distributed on the low side (i.e., most of the laboratories have relatively small portions of the properties).

Appendix D

Appendix D shows the 95% confidence intervals for a number of ratio variables, based on the data for fiscal year 1968. The charts were prepared at the Harry Diamond Laboratories, as part of an earlier study conducted by Dr. Smith.

Appendices E, F, G, H, J, K

These appendices show the correlations between the peer ratings and various configurations of the data. Some of the appendices also include a display of the deci-distributions, some include only non-zero values, others include all values.

Appendix E

For example, consider pages E-1 and E-2 of Appendix E. The correlations and distributions on these pages were computed for only those laboratories where the values of the element were different from zero. The correlations for the laboratories in each department are shown under the headings Army, Navy, and Air Force; and for all the laboratories together, under the heading DoD. The value of the correlation coefficient is shown in the column headed "R"; the number of laboratories for which the correlation is computed is shown under the column labeled "N" (i.e., this is the number of laboratories with non-zero values of the property). Where the number of laboratories is less than four, the computation of the correlation coefficient has been omitted.

The numbers on the right-hand pages of Appendix E show the deci-distributions of the elements among the laboratories of each of the military departments. The

number shown under the heading "M/M" is the ratio of the largest laboratory to the smallest, for that particular property.

For example, consider item number 28, the acquisition of scientific equipment (in fiscal year 1968) from non-project funds (SEQNP). Nineteen of the twenty-three Army laboratories had such funds; the correlation with the corresponding peer ratings was .258. The right-hand page tells us that when the range of SEQNP is divided into ten equal intervals, six laboratories are in the lowest interval, three in the next lowest, ..., and one in the highest. Further, the ratio of the highest value to the lowest value of SEQNP in the nineteen Army laboratories was between nine and ten [$9E 0$ mean 9×10^0].

For the sixteen Navy values, the corresponding correlation and ratio were .588 and 500 (the distribution is much more asymmetrical than was the Army's); and for the six Air Force laboratories with non-zero values of SEQNP, the largest had about thirty times the value of the smallest, the correlation was .240. For all forty-one laboratories, the correlation between SEQNP and the peer ratings was .450.

The corresponding correlations and distributions using all values (i.e., including zeros) are shown on pages E-7 and E-8. The number under the heading "N" still shows the number of non-zero values, but the value under the DoD "N" indicates that actually all values are being used, for DoD as well as the separate services. The correlations for SEQNP have in each case decreased with the inclusion of the zero values.

The M/M value is no longer the ratio of the largest to the smallest, (since the smallest is now zero) but instead represents the magnitude of the largest value. Thus the largest for the Army is on the order of \$600,000, for the Navy, \$3,000,000; and for the Air Force, \$800,000. [This follows from $6E 2 = 600$, $3E 3 = 3000$, $8E 2 = 800$; and the fact that the units are in thousands of dollars.] The density distributions show only a slight change with the addition of the zero values.

Appendices J and K

The presentations in Appendices J and K are identical with that in Appendix F, except that in Appendix J, the correlations have been computed using the logarithms of the data ($\log X$) for the non-zero correlations (SKIP ZEROS), and have been computed for the $\log(X+1)$ when zeros are included. The deci-distributions tend to be much more uniformly distributed. The correlations and distributions in Appendix K are also similar to those in Appendix F, except the data elements have been normalized by dividing each one by the corresponding value

of the number of professionals (TPROF). Note that in both Appendices J and K, the M/M ratios are considerably smaller than those shown in Appendix E.

Appendices F, G, and H

The correlations in these appendices have been computed for all values of the elements (including zeros, COUNT ZEROS). Appendix F shows the variation in correlation for the different fiscal years of the data base. Appendix G shows the variation to different rater groups. "DSC" stands for the group composed of participants from DDR&E, Headquarters Staffs, and Service Commands; "LABS" is composed of the raters from the various laboratories; "IND" is based on ratings by participants from the private sector (INDUSTRY); and "ANF" represents ratings of Army laboratories by participants identified as being with the Army, Navy laboratories by Navy raters, and Air Force laboratories by Air Force raters.

Appendix H illustrates the dependencies of the correlations on extreme points or outliers (OUT), on the largest laboratory (BIG), or upon the top-ranked laboratory (TOP), for each of the military departments. ("REG" stands for Regular, i.e., all 280 raters, all data). All computations are based on the data for fiscal year 1969. Pages H-10 to H-12 show the effect of computing the Army correlations without the smallest Army laboratory (SMALL), without the largest and smallest (MINMAX), without the two largest and the two smallest (TWO MINMAX), and without a selected group of six laboratories (POTPOURRI).

Appendix I

Appendix I is different from the other correlation appendices in that it shows the upper (RU) and lower (RL) values of the correlation coefficients based on a 95% confidence interval, i.e., the correlations were computed according to the relation

$$Z_{\alpha} = \frac{1}{2} \ln \left(\frac{1+R}{1-R} \right) = \frac{R}{2(N-1)} - \frac{1.960}{\sqrt{N-3}}$$

$$Z_{\beta} = \frac{1}{2} \ln \left(\frac{1+R}{1-R} \right) = \frac{R}{2(N-1)} + \frac{1.960}{\sqrt{N-3}}$$

$$R = \frac{e^{2Z_{\alpha}} - 1}{e^{2Z_{\alpha}} + 1} \qquad R_U = \frac{e^{2Z_{\beta}} - 1}{e^{2Z_{\beta}} + 1}$$

The first four pages of Appendix I show the correlations of the peer ratings and the basic data elements. The next four pages show the correlations when the logarithms of the data are used instead of the data; and the last four pages show the correlations of the logarithms of the ratings versus the logarithms of the data. The correlations are based on the data for fiscal year 1969, and are computed only for the non-zero values.

Appendix L

The two tables in Appendix L are in support of the rank-order analyses discussed in Chapter 7 of Volume 1. Table 1 shows the percent of each element accounted for by the few high-rated laboratories versus the few low-rated laboratories in each service and in DoD overall. Table 2 contains the rank-order correlations computed by Pearson's rank-order procedure, using only non-zero values and averaging the ranks in the event of ties.

Appendices M and N

These appendices are in support of the regression analyses discussed in Chapter 8 of Volume 1. Appendix M presents the results of using the Dahlgren Multiple Regression and Comprehensive Analysis Program (DA-MRCA) with the fiscal year 1968 data, with various combinations of laboratories, data elements, and blocking variables. Appendix N shows the results of using the BMD02R program developed by Stanford University; in this case, the laboratory ratings were treated as exact values. The BMD02R was applied to three configurations of the 1968 data, together with a fourth set which consisted of the logarithms of one of the previous three. Pages N-2 to N-4 trace the selection of variables through the first ten steps of the basic configuration for the Army, Navy, and Air Force laboratories; the remaining pages highlight the results of all four sets for each of the three military departments.

APPENDIX A

DoD Instruction 7700.9

**Research and Development Resource Data for
In-House RDT&E Activities**



NUMBER 7700.9
DATE August 26, 1970

Department of Defense Instruction ^{DDR&E}

SUBJECT

Research and Development Resource Data for
In-House RDT&E Activities

- References:
- (a) DoD Instruction 4165.14, "Inventory of Military Real Property," December 21, 1966.
 - (b) DoD Instruction 5000.12, "Data Elements and Data Codes Standardization Procedures," April 27, 1965.
 - (c) DoD Instruction 1312.1, "DoD Enlisted and Officer Occupational Conversion Tables," December 23, 1968.
 - (d) DoD Instruction 7220.15, "Internal Budgeting, Accounting and Reporting for Military Personnel Expenses," March 19, 1968.
 - (e) DoD Instruction 7700.9, subject as above, July 25, 1969 (hereby cancelled).

I. REISSUANCE

This Instruction reissues reference (e) to provide additional definitions and clarification of terms and requirements. Reference (e) and Report Control Symbol DD-DR&E(A)877 are hereby superseded and cancelled.

II. PURPOSE AND APPLICABILITY

This instruction prescribes procedures to be followed by the Military Departments and Defense Agencies (hereinafter referred to as "DoD Components") in preparing and submitting management data to the Director of Defense Research and Engineering (DDR&E) for use in the review, analysis, and evaluation of in-house research and development activities. All data elements and codes in this Instruction are interim and subject to change after being standardized under the disciplines outlined in reference (b).

III. DEFINITIONS

- A. In-house (Government-owned and Government-operated) research, development, test and evaluation (RDT&E) activities are those DoD organizational entities engaged in performing work in any or all of the categories of RDT&E regardless of the appropriation from which funds are used.

- B. Total obligational authority (TOA) is the total financial resources available for obligation in the specific year being reported on. This includes unobligated authority carried forward from the prior year and all obligational authority received or made available for obligation in the year being reported, including unobligated authority which will be carried forward into the subsequent year.

IV. PROCEDURES

Each DoD Component will submit an annual report to the DDR&E, Attn: Office of Laboratory Management, by October 15 of each year, of all data as of the end of the prior fiscal year. Estimates will be used whenever actual data is not available. No classified information will be included.

- A. Each organizational entity whose in-house RDT&E effort represents a minimum of 25% of the total in-house effort will be reported on. In-house RDT&E effort is defined as in-house manpower working on RDT&E programs or the amount of RDT&E obligational authority utilized in-house. Purely administrative or headquarters type organizations such as systems commands, commodity commands and systems divisions are excluded. Additions to and deletions from the number of such entities will be reported as they occur.
- B. Key-punched card formats, interpreted as outlined in enclosures 1 through 8, will be used in preparing the reports.

V. REPORT CONTROL SYMBOL

The reporting requirement contained in this Instruction has been assigned Report Control Symbol DD-DR&E(A)1041.

VI. EFFECTIVE DATE AND IMPLEMENTATION

This Instruction is effective immediately. Two (2) copies of each implementing document shall be forwarded to the DDR&E within sixty (60) days.



for John S. Foster, Jr.
Director, Defense Research & Engineering

Enclosures - 8
Instructions for Completing
Data Card Formats 1 thru 8

Instructions for Completing Personnel Data Card Format No. 1
 (All fields right justified zero filled)

<u>FIELD</u>	<u>NAME</u>	<u>CARD COLS.</u>
1	<u>Card Number</u> - Personnel data card enter as number 1.	1
2	<u>Defense Organizational Entity</u> - Enter appropriate code number from DoD Activity Code Listing.	2-7
3.	<u>Sequence</u> - Blank	8
4	<u>Total Authorized Military</u> $\frac{1}{/}$ - Enter the total authorized strength, both officer and enlisted.	9-13
5	<u>Total Authorized Civilian</u> $\frac{1}{/}$ - Enter the total authorized civilian strength.	14-18
6	<u>Military with Bachelor's Degree</u> $\frac{1}{/}$ - Enter the total number of professional $\frac{2}{/}$ military (officer and enlisted) holding only a Bachelor's degree. Do not include holders of Master's or Doctor's Degrees.	19-22
7	<u>Civilians with Bachelor's Degree</u> $\frac{1}{/}$ - Enter the total number of professional $\frac{2}{/}$ civilians holding only a Bachelor's Degree. Do not include holders of Master's or Doctor's Degrees.	23-26
8	<u>Military with Master's Degree</u> - Enter the total number of professional military (officer and enlisted) whose most advanced degree is a Master's Degree. Do not include holders of Doctor's Degrees.	27-30
9	<u>Civilians with Master's Degree</u> - Enter the total number of professional civilians whose most advanced degree is a Master's Degree. Do not include holders of Doctor's Degrees.	31-34
10	<u>Military with Doctor's Degree</u> - Enter the total number of professional military (officer and enlisted) whose most advanced degree is a Doctcrate.	35-38

<u>FIELD</u>	<u>NAME</u>	<u>CARD COLS.</u>
11	<u>Civilian with Doctor's Degree</u> - Enter the total number of professional civilians whose most advanced degree is a Doctorate.	39-42
12	<u>Professional Military with no College Degree</u> - Enter the number of professional military (officer and enlisted) who hold no degree but who are considered professionals as defined under footnote 2.	43-46
13	<u>Professional Civilians with no College Degree</u> - Enter the total number of professional civilians who hold no degree, but who are rated as professionals under the terms of footnote 2.	47-50
14	<u>Total Wage Board Employees</u> ¹ / ₁ - Enter the total authorized strength of wage board employees. This is the only field where wage board employees will be counted other than Field 5.	51-54
15	<u>Total Classified Act Employees</u> ¹ / ₁ - Enter the total authorized strength of classified act employees including PL 313's.	55-58
16	<u>Technicians</u> ³ / ₁ - Enter the total number of personnel (military and civilian) classified as doing the work of a Laboratory technician. These are generally sub-professionals and exclude wage board and military wage board equivalents.	59-62
17	<u>Professional Civilian Supervisors</u> ⁴ / ₁ - Enter the total number of civilian professionals who are classified as or performing the duties of a supervisor of other personnel.	63-66
18	<u>Professional Military Supervisors</u> ⁴ / ₁ - Enter the total number of military professionals who are classified as or performing duties of a supervisor of other personnel.	67-70
19	<u>Military Skilled Trades</u> - Include all military personnel not included in any of the above categories (fields 6 through 18) and who are not in administrative type positions.	71-74
20	Blank.	75-80

FOOTNOTES:

1 / Fields 4, 5 and 15 specify authorized strengths. Include foreign nationals. Fields 6 through 13 and 16 through 19 specify actual strengths. Summer hires, co-ops, students and patients are excluded. Degrees must be earned from an accredited college or university. Associate or honorary degrees are excluded. Fields 14 and 15 should equal Field 5.

2 / Professionals include full time government scientific and engineering personnel actively engaged in RDT&E activities.

(a) In the case of civilians it will include all those holding positions which fall into the following categories under the Civil Service Occupational Groups and Series of Classes, General Schedule (GS), August 1965:

GS-015	GS-413	GS-680	GS-861	GS-1306	GS-1372
GS-150	GS-414	GS-701	GS-870	GS-1310	GS-1382
GS-180	GS-415	GS-801	GS-871	GS-1313	GS-1384
GS-190	GS-430	GS-806	GS-880	GS-1315	GS-1390
GS-193	GS-434	GS-808	GS-881	GS-1320	GS-1520
GS-401	GS-435	GS-810	GS-890	GS-1321	GS-1529
GS-403	GS-440	GS-819	GS-892	GS-1330	GS-1530
GS-405	GS-470	GS-830	GS-893	GS-1340	GS-1640
GS-410	GS-471	GS-840	GS-894	GS-1350	
GS-411	GS-601	GS-850	GS-896	GS-1360	
GS-412	GS-602	GS-855	GS-1301	GS-1370	

(b) Military professionals, both officer and enlisted actively engaged in RDT&E activities, should be identified with the functions described in the above referenced civilian job series. Generally, these jobs are referenced in Department of Defense Occupational Conversion Tables DoD 1312.1-0, DoD 1312.1-E under DoD groups 5 and 6 of DoD 1312.1-0, and various other groups of DoD 1312.1-E, published under the provisions of DoD Instruction 1312.1 (reference (c)).

(c) Lawyers, accountants, chaplains, social workers and educators should be excluded.

3 / A technician is defined generally as a non-professional (excluding wage board) working on an RDT&E project or program in support of a professional

- (a) in the case of civilians it will include, but not necessarily be limited to those holding positions which fall into the following categories of the Civil Service Occupational Groups and Series of Classes, General Schedule (GS), August 1965

GS-181	GS-647	GS-683	GS-1311
GS-404	GS-648	GS-802	GS-1341
GS-421	GS-649	GS-817	GS-1371
GS-644	GS-650	GS-818	GS-1374
GS-645	GS-659	GS-856	GS-1521

- (b) Discretion will have to be exercised by each R&D activity in determining the number of military technicians. Generally, they should follow the guidelines established in defining civilian technicians and can be identified in DoD 1312.1-E (see reference (c)).

4 /

Professional supervisor - refers to professionals who spend a major portion of their time in the direction and or administration of analytical, scientific or technical efforts. This includes the executives of the organization and the principal line and staff offices concerned with the technical efforts. Middle and first line management includes such individuals as group leaders, research managers, section heads, project leaders, research supervisors, department heads, and branch heads who spend over half of their time in managing, directing, planning and administering the activities of others. Field 17 should not be greater than the total of fields 7, 9, 11 and 13. Field 18 should not be greater than the total of fields 6, 8, 10 and 12.

Instructions for Completing Property Data Card Format No. 2
 (All fields right justified zero filled)

<u>FIELD</u>	<u>NAME</u>	<u>CARD COLS.</u>
1	<u>Card Number</u> - Property data card enter as number 2.	1
2	<u>Defense Organizational Entity</u> - Enter appropriate code number from DoD Activity Code listing.	2-7
3.	<u>Sequence</u> - Blank.	8
4	<u>Acres Owned</u> - Enter the total number of acres fee owned. Include land which is public domain. In cases involving tenants who are also R&D activities, the tenants will indicate the acres occupied solely by them. The owning activity will account for the remainder including any acreage occupied by non-R&D tenants. Exclude all easements and permits. Round to nearest acre.	9-15
5	<u>Acres Leased</u> - Enter the total number of acres leased from other than DoD activities.	16-22
6	<u>Acquisition Cost of Real Property</u> ^{5/} - Enter the total acquisition cost of all land, buildings, capital equipment and improvements. Each reporting activity is responsible for reporting this information for those facilities assigned to, or leased or occupied by it. An R&D owner will not report this information for the facilities assigned to or occupied by its R&D tenants.	23-29
7	<u>Acquisition Cost of Equipment</u> ^{6/} - Enter the total acquisition cost of all equipment. Each reporting activity is responsible for reporting this information for those facilities assigned to, or occupied and utilized by it. An R&D owner will not report this information for the facilities assigned to or occupied by its R&D tenants. Installed equipment reported under Field 6 will not be included.	30-36
8	<u>Laboratory Space</u> ^{7/} - Enter the total number of square feet of building space determined to be laboratory space. Each reporting activity is responsible for reporting this information for those facilities assigned to, or leased or occupied by it.	37-43

<u>FIELD</u>	<u>NAME</u>	<u>CARD COLS.</u>
9	<u>Administrative Space</u> ^{7/} - Enter the total number of square feet of building space determined to be administrative space (usually that portion occupied by the headquarters staff and excludes scientists' or engineer's offices in a laboratory). Each reporting activity is responsible for reporting this information for those facilities assigned to or leased or occupied by it.	44-50
10	<u>Other Space</u> ^{7/} - Enter the total number of square feet of all remaining building space. Each reporting activity is responsible for reporting this information for those facilities assigned to, or leased or occupied by it.	51-58
11	<u>Tenancy</u> - Indicate whether the activity owns the property it occupies by entering the letter "P". If it is a tenant on other Federal property, enter the letter "F". If it is a tenancy on non-Federally owned property enter the letter "N". If it is a combination of any of these, enter the letter "C".	59
12	Blank.	60
13	<u>Scientific and Engineering Equipment</u> ^{8/} - Enter the total acquisition cost of all scientific and engineering equipment on hand. This figure should be a part of the figure reported under Field 7 of this card and can never exceed the figure reported under Field 7.	61-68
14	<u>Equipment Acquisition (S and E equipment only)</u> - Enter the acquisition cost of S&E equipment acquired during the prior fiscal year with non-project funds. This figure is also a part of the figure in Field 13.	69-73
15	<u>Equipment Acquisition (S&E equipment only)</u> - Enter the acquisition cost of S&E equipment acquired during the prior fiscal year with project funds. This figure is also a part of the figure in Field 13.	74-78
16	Blank.	79-80

FOOTNOTES:

^{5/} Each reporting activity will be responsible for determining and reporting the cost of real property. This cost should be established in accordance with the guidelines and definitions in DoD Instruction 4165.14 (reference (a)). This should also include the cost of installed equipment. Dollars will be expressed in thousands rounded to the nearest thousand. For example, \$2,517,830 will be entered as 2518. This figure will represent the true total investment over the life of the activity for real property on hand as of the reporting date.

6 / Each reporting activity will be responsible for determining and reporting the cost of personal property. This cost will include those costs incurred by the acquisition (including installation when applicable) of all property other than real property. It will include personal property such as machine tools, environmental test equipment, furniture, laboratory equipment, vehicles, etc. Items having a unit cost of less than \$200 may be excluded. Dollars will be expressed in thousands rounded to the nearest thousand. For example, \$2,517,830 will be entered as 2518. The figure will represent the cost of all personal property acquired throughout the life of the activity, to the reporting date, that is still on hand.

7 / Space reporting - The data to be furnished in fields 8, 9, and 10 should include only walled and roofed building space. It should not include such things as parking lots, open storage areas, lean-to's, etc. The source of data for these three fields may be the annual report submitted in compliance with the requirements of DoD Instruction 4165.14. (reference (a)).

8 / Scientific and engineering equipment is defined as any equipment with a useful life of more than one year, intended for use in science and engineering in a laboratory. Excluded are:

(a) Facilities acquired under the Military Construction Program, e. g., wind tunnels.

(b) Built-in laboratory fixtures when acquired with the buildings, e. g., work benches, sinks. Equipment acquired for installation in existing structures should be included.

(c) Office equipment, administrative equipment and maintenance equipment.

(d) Items costing less than \$200.

(e) Production equipment, e. g., lathes, milling machines, jig borers.

(f) Automatic data processing equipment and calculators of all types which are wholly owned.

Dollars will be expressed in thousands rounded to the nearest thousand for all equipment items.

Instructions for Completing Program Data Card Format No. 3
 (All fields right justified zero filled)

<u>FIELD</u>	<u>NAME</u>	<u>CARD COLS.</u>
1	<u>Card Number - Program data card</u> ^{9 /} - Enter as number 3.	1
2.	<u>Defense Organizational Entity</u> - Enter appropriate code number from DoD Activity Code listing.	2-7
3	<u>Budget Year</u> - Enter appropriate code for applicable year on each of two cards from the following coding: Past fiscal year enter P. Current fiscal year enter C.	8
4	<u>RDT&E Appropriations In-House</u> ^{10 /} - Enter the total obligational authority for RDT&E conducted in-house regardless of source.	9-14
5	<u>RDT&E Appropriations Out-of-House</u> ^{11 /} - Enter the total obligational authority for RDT&E conducted out-of-house regardless of source.	15-20
6	<u>Procurement Appropriations In-House</u> - Enter the total obligational authority for procurement in-house regardless of source.	21-26
7	<u>Procurement Appropriations out-of-House</u> - Enter the total obligational authority for procurement out-of-house regardless of source.	27-32
8	<u>Operation and Maintenance (O&M) Appropriations In-House</u> - Enter the total obligational authority for O&M in-house regardless of source.	33-38
9	<u>Operation and Maintenance (O&M) Appropriations Out-of-House</u> - Enter the total obligational authority for O&M out-of-house regardless of source.	39-44
10	<u>Military Construction (MILCON) Appropriations</u> - Enter total obligational authority for MILCON.	45-50

<u>FIELD</u>	<u>NAME</u>	<u>CARD COLS.</u>
11	<u>Military Pay and Allowances (MPA)</u> - Enter MPA using standard rates in accordance with DoD Instruction 7220.15 (reference (d)).	51-56
12	<u>Other Appropriations In-House</u> - Enter total obligational authority for all other appropriations in-house regardless of source.	57-62
13	<u>Other Appropriations Out-of-House</u> - Enter total obligational authority for all other appropriations out-of-house regardless of source.	63-68
14	<u>Housekeeping and Administrative Expenses</u> - This cost should generally reflect the overhead cost to operate the laboratory or facility. It should include such things as costs of utilities, rents, janitorial services, guard and fire protection, supplies, support service such as supply, personnel, printing, maintenance of buildings and grounds, etc. It should not include costs of materials or salaries of direct labor personnel such as scientists, engineers, technicians, draftsmen, machinists, etc. In cases involving tenants who are also R&D activities, the tenant will indicate the total cost involving their activity only. Hosts who are R&D activities will not duplicate these costs nor include such costs which may be attributed to non R&D tenants unless the non R&D tenants are not reimbursing the host for these costs. This figure <u>should not</u> be the total obligational authority for the activity.	69-74
15	Blank	75-80

FOOTNOTES:

- 9 / Card formats 3, 4, 5, and 6 are inputs for management review and not for accounting or budget purposes. However, there must be consistency in the total dollars reported per appropriation for each fiscal year on these card formats. All dollars will be expressed in thousands rounded to the nearest thousand. For example, \$2,517,820 will be entered as 2518.
- 10 / In-House: Total obligational authority reported under this category is for activities performed or to be performed by the organizational entity. Their work is carried on directly by their own personnel. Particular care should be taken to include under in-house performance the costs of supplies and equipment essentially of an "office-shelf" nature, which are procured for use in in-house research and development plus such things as travel, publications, and other types of services in support of in-house functions. Excluded from the in-house total are the

7700.9 (Encl 3)
Aug 26, 70

expenses for planning and administering programs by DoD personnel, including military, of contracts and grants for out-of-house work.

11/

Out-of-house: Total obligational authority reported under this category is for activities performed or to be performed by other than the organizational entity. Out-of-house performers may include other departmental or DoD organizational entities, industrial firms, educational institutions, not-for-profit institutions and private individuals. Included as out-of-house work are all expenses paid the out-of-house performers as well as the expenses incurred in planning and administering these programs by personnel of the organizational entity. This would also include travel, and other supporting services.

Instructions for Completing RDT&E In-House Program Data
 Card Format No. 4 (All fields right justified zero filled)

<u>FIELD</u>	<u>NAME</u>	<u>CARD COLS.</u>
1	<u>Card Number</u> RDT&E program data card enter as number 4.	1
2	<u>Defense Organizational Entity</u> - Enter appropriate code number from DoD Activity Code listing.	2-7
3	<u>Budget Year</u> - Enter appropriate code for applicable year on each of two cards from the following code: Past fiscal year enter P. Current fiscal year enter C .	8
4	<u>Research</u> - Enter total obligational authority for research 6.1 program elements conducted in-house.	9-14
5	<u>Exploratory Development</u> - Enter total obligational authority for exploratory development 6.2 program elements conducted in-house.	15-20
6	<u>Advanced Development</u> - Enter total obligational authority for advanced development 6.3 program elements conducted in-house.	21-26
7	<u>Engineering Development</u> - Enter total obligational authority for engineering development 6.4 program elements conducted in-house.	27-32
8	<u>Management Support</u> - Enter total obligational authority for management support 6.5 program elements conducted in-house.	33-38
9	<u>Operational Systems Support</u> - Enter total obligational authority for all operational systems support with RDT&E funds conducted in house. This item is interpreted in its broadest sense to also include operational developments outside the systems areas and not included in any of the above categories.	39-44
10	<u>All other RDT&E</u> - Enter total obligational authority for all other RDT&E. This may include non-Defense funds such as NASA, AEC, etc., conducted in-house.	45-50

7700.9 (Encl 4)
Aug 26, 70

11. Total RDT&E - Enter total obligational authority for RDT&E conducted in-house. This will be a total of fields 4 through 10 and will be comparable to field 4 on Card Format No. 3
- 12 Blank.

51-56

57-80

Instructions for Completing RDT&E (f-House Program Data
 Card Format No. 5 (All fields right justified zero filled)

<u>FIELD</u>	<u>NAME</u>	<u>CARD COLS.</u>
1	<u>Card Number</u> - RDT&E program data card enter as number 5.	1
2	<u>Defense Organizational Entity</u> - Enter appropriate code number from DoD Activity Code listing.	2-7
3	<u>Budget Year</u> - Enter appropriate code for applicable year on each of two cards from the following code: Past fiscal year enter P, Current fiscal year enter C.	8
4	<u>Research</u> - Enter total obligational authority for research 6.1 program elements conducted out-of-house.	9-14
5	<u>Exploratory Development</u> - Enter total obligational authority for exploratory development 6.2 program elements conducted out-of-house.	15-20
6	<u>Advanced Development</u> - Enter total obligational authority for advanced development 6.3 program elements conducted out-of-house.	21-26
7	<u>Engineering Development</u> - Enter total obligational authority for engineering development 6.4 program elements conducted out-of-house.	27-32
8	<u>Management Support</u> - Enter total obligational authority for management support 6.5 program elements conducted out-of-house.	33-38
9	<u>Operational Systems Support.</u> - Enter total obligational authority for all operational systems support with RDT&E funds conducted out-of-house. This item is interpreted in its broadest sense to also include operational developments outside the systems area and not included in any of the above categories.	39-44
10.	<u>All Other RDT&E</u> - Enter total obligational authority for all other RDT&E. This may include non-Defense funds such as NASA, AEC, etc. conducted out-of-house.	45-50

<u>FIELD</u>	<u>NAME</u>	<u>CARD COLS.</u>
11	<u>Total RDT&E</u> - Enter total obligational authority for RDT&E conducted out-of-house. This will be a total of fields 4 through 10 and will be comparable to field 5 on Card Format No. 3	51-56
12	<u>Research With Universities</u> - Enter total obligational authority for research (6.1) conducted out-of-house with colleges or universities	57-62
13	<u>Research With Industry</u> - Enter total obligational authority for research (6.1) conducted out-of-house with Industry.	63-68
14	<u>Exploratory Development With Universities</u> - Enter total obligational authority for exploratory development (6.2) conducted out-of-house with colleges or universities.	69-74
15	<u>Exploratory Development With Industry</u> - Enter total obligational authority for exploratory development (6.2) conducted out-of-house with industry.	75-80

Instructions for Completing Source of Funds Data Card Format No. 6
 (All fields right justified zero filled)

<u>FIELD</u>	<u>NAME</u>	<u>CARD COLS.</u>
1	<u>Card Number</u> - Source of funds card enter as number 6	1
2.	<u>Defense Organizational Entity</u> - Enter appropriate code number from DoD Activity Code listing.	2-7
3	<u>Budget Year</u> <u>12 /</u> - Enter appropriate code for applicable year on each of two cards from the following coding: Past fiscal year enter P. Current fiscal year enter C.	8
4.	<u>RDT&E Source of Funds, Departmental</u> - Enter the total obligational authority for RDT&E funds received from all sources within the Military Department of which the activity is a part.	9-14
5	<u>RDT&E Source of Funds, Other DoD</u> -Enter the total obligational authority for RDT&E funds received from the other Military Departments or Defense Agencies.	15-20
6	<u>RDT&E Source of Funds, Non-Department of Defense</u> - Enter the total obligational authority for RDT&E funds received from sources outside the Department of Defense ; as for example, NASA or AEC.	21-26
7	<u>Procurement Source of Funds, Departmental</u> - Enter the total obligational authority for procurement funds received for all sources within the Military Department of which the activity is a part.	27-32
8	<u>Procurement Source of Funds, Other DoD</u> - Enter the total obligational authority for procurement funds received from the other Military Departments or Defense Agencies .	33-38
9	<u>Procurement Source of Funds, Non-Department of Defense</u> - Enter the total obligational authority for procurement funds received from sources outside the Department of Defense as for example, NASA or AEC.	39-44

<u>FIELD</u>	<u>NAME</u>	<u>CARD COLS.</u>
10	<u>O&M Source of Funds, Departmental</u> - Enter the total obligational authority for O&M funds received from all sources within the Military Department of which the activity is a part.	45-50
11	<u>O&M Source of Funds, Other DoD</u> - Enter the total obligational authority for O&M funds received from all other sources.	51-56
12	<u>All Other Funds, Sources of, Departmental</u> - ¹³ / Enter the total obligational authority for all other funds received from the other Military Departments or Defense Agencies.	57-62
13	<u>All Other Funds, Sources of, Other DoD</u> - Enter the total obligational authority for all other funds received from the other Military Departments or Defense Agencies.	63-68
14	<u>All Other Funds, Sources of, Non-Department of Defense</u> ¹³ / - Enter the total obligational authority for all other funds received from sources outside the Department of Defense; as for example, NASA or AEC.	69-74
15	Blank.	75-80

FOOTNOTES:

12 / Total funds on this card format for each fiscal year should equal the total funds in fields 4 through 13 on Card Format No. 3.

13 / "All Other Funds" on this card format include Military Construction Appropriations, Military Pay and Allowances Appropriations and "Other Appropriations", as shown on Card Format No. 3

Instructions for Completing Statement of Accomplishment
 Data Card Format No. 7

<u>FIELD</u>	<u>NAME</u>	<u>CARD COLS.</u>
1	<u>Card Number</u> - Statement of accomplishment card enter as number 7.	1
2	<u>Defense Organizational Entity</u> - Enter appropriate code number from DoD Activity Code listing.	2-7
3	<u>Sequence</u> - Use the appropriate letter according to the following code: List five current significant programs on which the laboratory is working, on cards coded, A, B, C, D, and E. Four sequence cards coded F, G, H, and I will be used for summarizing the mission. Twelve cards coded K, L, M, N, P, R, S, T, U, V, W, and X will be used to summarize the major equipment and facility capabilities of the laboratory. One sequence card coded Y will be used for identifying the commanding officer and the civilian technical director or chief scientist. Only one card for each of the above coded letters (A, B, C, etc.) will be submitted but a card must be submitted for each letter even if it contains no information beyond identification.	8
4	<u>Mission and Capability Statements</u> - ^{14/} The functions, capabilities, programs, mission and names will be written in this space in accordance with the above coding. Abbreviations must be limited to those which are commonly understood by the average person. Proper sequential coding must be maintained and the end of one sentence and the beginning of the next must be easily recognized. The names on card Y will be left adjusted.	9-80

FOOTNOTE:

^{14/} Words are not to be split between consecutive cards except as are normally hyphenated. Include hyphens. Abbreviations are acceptable but must be capable of being correctly understood by readers unfamiliar with the subject. The Technical Facility Capability Registers for each Military Department (AMCP-70-1, NAVMAT P-3999, AFSCP-80-3,) may be used as a guide in preparing the narrative on major equipment and facility capabilities.

**Instructions for Completing Miscellaneous Data
 Card Format No. 8
 (All fields right justified zero filled)**

<u>FIELD</u>	<u>NAME</u>	<u>CARD COLS.</u>
1	<u>Card Number</u> - Miscellaneous data card enter as number 8.	1
2	<u>Defense Organizational Entity</u> - Enter appropriate code number from DoD Activity Code listing.	2-7
3	<u>Sequence</u> - Blank.	8
4	<u>Patent Applications</u> - Enter total number of patents applied for during the prior fiscal year. Only those for which a patent disclosure number (serial number) has been issued should be counted.	9-11
5	<u>Papers Published</u> ^{15/} - Enter total number of papers published during prior fiscal year.	12-15
6	<u>Technical Reports</u> ^{16/} - Enter total number of technical reports completed during prior fiscal year.	16-20
7	<u>Civilian Graduate Students</u> - Enter total number of civilian full-time employees doing graduate work on a part-time basis.	21-24
8	<u>Military Graduate Students</u> - Enter total number of active duty military personnel doing graduate work on a part-time basis.	25-27
9	<u>Full-time Graduate Work or Fellowship-Civilian</u> - Enter the total number of civilian employees who were assigned to full-time fellowship or graduate programs during the prior fiscal year.	28-30
10	<u>Full-time Graduate Work or Fellowships - Military</u> - Enter the total number of active duty military personnel who were assigned to full-time graduate or fellowship programs during the prior fiscal year.	31- 3
11.	<u>Technical Society Meetings</u> - Enter the total number of military and civilian personnel who attended technical society meetings during the prior fiscal year. This should reflect man-meeting attendance. For example, if one person attends three different meetings the figure to be included in reporting should be three.	34-37
12	Blank.	38-80

FOOTNOTES:

- 15/ **Papers published** - A published paper must be an original in-house work that has been published in an editorial review journal. It should not include state-of-the-art summaries or things of this nature. The author should be a full-time government employee at the time of writing. This can include an individual on a full-time fellowship such as for a year or it may include a professor on a term appointment such as for a year. In the case of joint authorship only one of the authors must qualify as full-time under this definition.
- 16/ **Technical reports** - These are technical documentary reports related to scientific or engineering work and which are clearly identified by the laboratory as such. These must be prepared solely by in-house personnel as defined in 15/.

APPENDIX B

Factor Analyses

Principal Components and Varimax Rotations

ARMY LABORATORIES

PRINCIPAL COMPONENTS

	1	2	3	4	5	6	7	8	9	10
EIGENVALUES										
	4.653	6.501	6.149	5.456	4.599	3.514	3.021	2.020	1.637	1.370
PERCENT OF VARIANCE										
	22.766	32.953	31.178	28.158	23.865	17.245	15.509	10.015	8.443	7.045
FACTOR LOADINGS										
TAMLE	0.531	0.365	-0.108	0.144	0.125	0.016	-0.042	-0.094	-0.100	0.044
TACIV	0.729	-0.267	-0.390	0.178	-0.332	-0.124	0.084	-0.010	0.010	-0.066
MILAS	0.675	0.082	-0.408	-0.178	0.355	-0.040	-0.273	0.026	0.180	0.258
CIVAS	0.938	-0.192	0.136	-0.051	-0.007	-0.084	-0.092	0.179	0.062	-0.005
MILMS	0.534	0.112	-0.316	-0.056	0.512	0.260	-0.153	0.118	0.110	0.320
CIVMS	0.759	-0.023	0.256	0.059	-0.062	-0.021	0.071	0.012	0.220	0.066
MILPH	0.475	-0.315	-0.248	0.035	0.565	0.235	-0.225	-0.049	-0.009	0.000
CIVPH	0.740	-0.020	-0.447	0.035	0.381	-0.060	0.233	-0.231	0.078	0.069
MILND	0.716	0.143	0.205	-0.347	-0.184	0.110	0.160	-0.152	-0.118	0.112
CIVND	0.424	0.136	0.231	0.249	-0.095	0.050	0.068	0.088	-0.135	-0.184
TMOAD	0.551	-0.450	-0.402	0.209	-0.144	-0.501	0.091	-0.177	0.069	-0.117
TCLAC	0.755	-0.201	-0.332	0.159	-0.001	0.036	0.075	0.034	-0.006	-0.048
TTECH	0.525	0.045	-0.333	0.172	-0.130	0.053	0.035	-0.152	-0.010	-0.219
LIVSV	0.927	-0.168	-0.178	0.135	0.067	-0.034	0.020	0.142	0.034	0.158
MILSV	0.861	0.428	0.205	0.196	-0.015	0.033	0.015	0.024	-0.089	0.067
TMNSD	0.340	-0.276	-0.320	-0.707	0.260	0.417	0.125	0.008	-0.012	0.081
LEASD	-0.035	-0.330	0.125	0.356	-0.294	0.488	-0.235	-0.258	0.396	0.118
EPKND	0.754	-0.447	-0.351	-0.028	0.351	-0.256	0.450	-0.396	-0.038	-0.157
EQJIP	0.922	0.087	0.098	0.057	-0.102	0.190	0.082	-0.126	-0.099	0.001
ESPAK	0.707	-0.287	-0.547	-0.049	-0.164	0.046	0.125	-0.241	-0.087	-0.127
ASPAC	0.703	-0.420	-0.194	-0.130	-0.319	-0.315	-0.095	0.121	-0.087	0.051
OSPAL	0.336	-0.463	-0.145	0.186	0.193	-0.461	0.313	-0.396	-0.174	-0.009
SFOIP	0.369	-0.614	0.362	-0.093	-0.006	0.178	0.107	-0.397	-0.273	0.069
FA/MP	0.249	-0.652	0.244	-0.273	0.220	0.158	0.159	0.226	0.012	0.056
LA/PR	0.586	0.056	-0.059	0.052	0.401	0.045	-0.613	-0.133	-0.198	0.091
IMKND	0.927	0.006	0.099	-0.077	-0.029	-0.164	-0.079	-0.014	0.040	0.042
IMPKND	0.915	0.187	0.260	-0.097	-0.134	0.055	0.055	0.064	-0.108	0.022
IMPKND	0.463	-0.513	0.348	0.274	0.154	-0.164	-0.362	0.124	-0.117	-0.258
IMPKND	0.027	-0.571	0.501	0.536	-0.094	0.273	-0.095	-0.045	-0.078	0.048
IMKND	0.149	-0.353	-0.209	0.365	0.424	0.051	0.365	0.558	-0.095	0.020
IMKND	0.052	-0.608	0.072	0.572	0.066	0.326	0.005	-0.067	0.135	0.025
MILCN	0.153	-0.364	-0.408	-0.149	-0.502	-0.187	-0.366	0.121	0.034	0.019
MILPA	0.445	0.275	-0.127	0.142	0.289	0.134	-0.065	-0.157	-0.076	0.013
IMMA	0.137	-0.149	-0.680	0.053	-0.614	0.294	-0.129	-0.033	-0.013	-0.107
IMMA	-0.024	-0.133	-0.360	0.175	-0.316	0.175	-0.150	-0.021	-0.510	0.330
HJUSE	0.675	-0.316	-0.167	-0.370	0.211	-0.031	-0.141	-0.005	-0.065	-0.271
IM6.1	0.722	0.077	0.080	0.154	0.023	0.019	0.046	-0.200	0.491	-0.086
IM6.2	0.855	-0.043	-0.101	-0.152	0.337	0.055	-0.153	-0.203	-0.026	-0.087
IM6.3	0.863	0.373	0.160	0.087	-0.135	0.035	0.034	-0.071	-0.104	-0.056
IM6.4	0.783	-0.124	0.202	-0.001	-0.206	-0.334	-0.144	0.123	0.051	0.216
IM6.5	0.786	0.273	0.052	0.325	-0.077	0.118	0.158	0.269	-0.179	-0.051
IM6.5	0.441	-0.390	0.195	-0.458	-0.227	-0.569	-0.094	0.076	0.120	0.236
IM6.5	0.750	-0.174	-0.272	-0.365	-0.160	-0.000	-0.283	0.002	0.107	0.062
IM6.1	0.827	0.357	0.111	0.212	-0.074	0.052	-0.087	0.041	0.250	-0.013
IM6.2	0.777	0.218	0.188	-0.134	-0.000	0.167	0.106	0.012	-0.148	0.051
IM6.3	0.809	0.455	0.140	0.207	-0.142	0.017	0.033	0.049	-0.124	-0.086
IM6.4	0.850	0.134	0.201	0.109	-0.109	-0.120	-0.057	0.169	-0.148	0.067
IM6.5	0.718	0.344	0.110	0.183	-0.051	0.118	-0.043	0.031	0.422	-0.064
IM6.5	0.804	-0.473	0.153	-0.094	-0.254	-0.457	-0.142	0.077	0.030	0.274
IM6.5	0.328	-0.200	0.254	-0.738	-0.022	0.390	0.236	-0.059	-0.095	0.024
DEPRD	0.654	0.158	0.171	0.026	-0.085	-0.118	-0.032	0.048	-0.052	0.029
DEPRD	0.430	-0.118	0.238	-0.657	-0.087	0.438	0.172	-0.062	-0.020	0.016
DEPRD	0.091	-0.536	0.499	0.526	-0.057	0.221	-0.127	-0.012	-0.100	0.001
DEPRD	-0.094	-0.263	0.410	0.352	-0.184	0.312	-0.175	-0.275	0.177	0.056
DEPRD	0.143	-0.517	0.007	0.518	0.381	0.161	0.290	0.411	-0.013	0.010
DEPRD	0.043	-0.314	-0.723	0.142	-0.368	0.353	0.070	0.210	0.039	0.180
DEPRD	0.508	0.053	-0.619	0.108	-0.515	0.218	0.013	-0.037	-0.112	-0.056
DEPRD	0.109	-0.122	-0.255	-0.074	0.572	0.098	-0.704	-0.013	-0.192	-0.128
DEPRD	-0.001	-0.240	-0.764	0.064	-0.521	0.288	-0.029	-0.024	-0.001	-0.027
PAT/PT	0.678	-0.294	0.186	-0.445	-0.061	-0.029	-0.074	-0.033	0.089	0.022
PAP/PT	0.798	0.143	-0.201	0.170	0.192	-0.156	0.320	-0.091	0.180	0.166
PPR/PT	0.445	-0.381	-0.216	-0.170	0.076	-0.022	-0.098	0.319	0.129	-0.544
PLVGS	0.857	0.092	0.095	-0.181	-0.207	0.139	0.152	0.104	-0.064	0.055
MILGS	0.235	-0.129	-0.633	0.246	0.409	0.093	0.385	-0.010	0.034	0.298
CFGS	0.438	-0.166	0.123	-0.538	0.053	0.376	0.165	0.218	0.177	-0.107
MFTGS	0.822	0.478	0.087	0.230	-0.132	0.057	0.007	0.013	-0.084	-0.002
MFTGS	0.928	0.174	0.045	0.113	-0.118	-0.030	0.058	0.073	-0.004	-0.077

ARMY LABORATORIES

VARIANAL ROTATION

	1	2	3	4	5	6	7	8	9	10
PERCENT OF VARIANCE	4.204	7.488	8.465	9.500	6.923	9.357	7.665	5.171	2.664	2.805

ROTATED FACTOR LOADINGS

TAMM	0.550	0.171	-0.750	0.006	0.157	0.015	-0.335	0.037	-0.003	0.106
TACLV	0.733	-0.157	-0.213	-0.112	0.000	-0.325	-0.492	0.114	0.103	-0.176
WILAS	0.423	0.259	-0.284	-0.138	0.123	-0.275	-0.339	0.110	0.268	0.144
CLV4S	0.723	-0.288	-0.352	-0.284	0.114	-0.467	-0.221	0.111	0.160	-0.221
WIL4S	0.584	0.213	-0.140	-0.140	0.031	0.065	-0.682	0.359	0.263	0.141
CLV5S	0.438	-0.059	-0.105	-0.237	0.182	-0.310	-0.103	0.006	0.262	-0.332
WIL5S	0.258	-0.062	-0.140	-0.073	0.075	0.384	-0.416	0.078	0.062	-0.336
CLV6S	0.552	-0.114	-0.091	-0.105	0.035	0.015	-0.192	0.117	0.187	-0.147
WIL6S	0.273	0.081	-0.119	-0.533	0.073	-0.149	0.151	-0.227	-0.153	0.339
CLV7S	0.674	-0.152	0.030	-0.054	0.055	-0.052	0.103	0.073	-0.024	-0.114
WGL4D	0.211	-0.091	-0.113	0.175	0.455	-0.439	-0.109	0.071	0.085	-0.214
TGLAC	0.730	-0.174	-0.173	-0.147	0.314	-0.258	-0.169	0.218	0.105	-0.153
TTECH	0.478	-0.150	-0.112	-0.117	0.265	-0.359	-0.111	-0.050	0.059	-0.134
CLV8S	0.751	-0.120	-0.156	-0.112	0.227	-0.337	-0.493	0.334	-0.163	-0.311
WIL8S	0.350	0.180	-0.37	0.034	0.011	-0.001	-0.165	0.045	-0.004	0.114
WHLND	0.217	0.112	-0.33	0.025	0.09	-0.026	-0.160	0.006	0.004	0.000
LEASD	-0.090	-0.110	-0.154	-0.122	-0.124	0.390	-0.122	-0.173	0.207	0.190
WPR3P	-0.029	-0.069	-0.53	-0.147	0.022	-0.026	-0.054	0.147	0.023	-0.074
EQUIP	0.683	-0.122	-0.094	-0.249	0.174	-0.042	-0.194	-0.044	0.113	-0.025
CLV9S	0.452	0.055	-0.317	-0.211	0.585	-0.130	-0.163	0.007	0.307	-0.100
ASPAR	0.415	0.211	-0.196	-0.159	0.059	-0.681	-0.071	0.006	-0.027	-0.235
CLV10S	0.114	-0.103	0.037	0.081	0.076	-0.275	-0.008	0.115	-0.095	-0.317
SEQUIP	0.137	-0.060	0.085	-0.519	0.438	-0.195	-0.122	-0.004	-0.190	-0.003
FA/PR	-0.004	-0.314	0.090	-0.608	0.115	-0.422	-0.067	0.413	-0.114	-0.032
FA/PR	0.451	-0.054	0.079	0.009	0.031	-0.116	-0.438	-0.076	0.007	-0.051
WPR4S	0.421	0.008	-0.11	-0.211	0.175	-0.424	-0.117	-0.012	0.097	-0.064
WPR4D	0.288	-0.001	0.040	-0.311	-0.021	-0.214	-0.032	-0.045	-0.048	-0.017
WPR4D	0.288	0.534	0.171	0.042	0.121	-0.416	-0.305	0.175	-0.117	-0.453
WPR4D	0.114	-0.322	0.090	0.040	-0.007	-0.073	0.076	0.112	-0.045	-0.073
WPR4M	0.054	-0.063	0.021	0.040	0.171	0.035	-0.055	0.093	0.073	-0.117
WPR4M	-0.110	-0.112	0.064	0.005	0.118	0.019	0.116	0.217	0.166	-0.064
WIL10S	-0.033	0.113	-0.300	0.079	0.011	-0.537	-0.144	-0.005	-0.011	-0.170
WIL10A	0.424	0.027	-0.222	-0.040	0.231	0.130	-0.465	0.054	0.033	0.097
WPR4M	0.118	-0.017	-0.390	0.015	-0.007	0.368	0.104	-0.133	-0.033	-0.082
WPR4M	-0.035	-0.162	-0.224	0.058	-0.083	0.030	0.132	-0.002	-0.051	0.094
WPR4M	0.323	0.040	-0.141	-0.450	0.325	-0.741	-0.435	0.001	-0.138	-0.334
WPR4M	0.457	-0.202	0.080	-0.092	0.203	-0.095	-0.158	-0.117	0.073	-0.078
WPR4M	0.011	0.055	0.017	-0.329	0.167	-0.033	-0.081	-0.015	0.093	-0.114
WPR4M	0.497	-0.320	0.003	-0.085	0.024	-0.035	-0.144	-0.113	-0.093	0.024
WPR4M	0.477	-0.054	0.014	-0.008	0.063	-0.750	-0.157	0.007	-0.117	0.114
WPR4M	0.417	-0.305	-0.067	0.024	-0.047	0.053	0.020	0.212	-0.005	-0.087
WPR4M	0.047	0.093	0.058	-0.007	0.111	-0.427	0.076	-0.119	0.033	-0.025
WPR4M	0.440	0.124	-0.14	-0.376	0.084	-0.447	-0.367	-0.125	0.192	-0.113
WPR4M	0.447	-0.022	0.002	0.033	-0.072	-0.057	-0.125	-0.053	0.014	-0.062
WPR4M	0.741	0.373	0.065	-0.418	0.007	-0.058	-0.134	-0.019	-0.044	0.051
WPR4M	0.500	0.052	0.107	0.053	-0.061	0.014	-0.012	-0.007	-0.083	-0.018
WPR4M	0.232	-0.332	0.029	-0.059	-0.023	-0.341	-0.100	0.003	-0.097	-0.061
WPR4M	0.736	-0.332	0.016	-0.008	-0.083	0.025	-0.074	-0.001	0.006	-0.106
WPR4M	0.275	-0.256	0.074	-0.124	0.109	-0.497	0.052	-0.013	-0.015	-0.015
WPR4M	0.125	0.026	0.041	-0.218	0.017	-0.058	0.055	-0.102	-0.072	0.013
WPR4M	0.229	0.005	0.029	-0.131	0.071	-0.317	-0.125	-0.014	0.014	-0.044
WPR4M	0.730	-0.030	-0.43	-0.522	-0.027	-0.367	0.014	-0.127	-0.011	0.015
WPR4M	0.054	-0.133	0.111	0.031	0.014	-0.122	0.025	0.115	-0.063	-0.144
WPR4M	-0.031	-0.780	-0.102	0.047	-0.124	0.039	0.057	-0.171	-0.067	0.174
WPR4M	0.047	-0.422	0.039	0.035	0.184	0.037	-0.040	0.085	0.007	-0.127
WPR4M	-0.049	-0.045	-0.13	-0.024	-0.007	0.027	0.004	0.305	0.020	0.134
WPR4M	0.441	0.108	-0.443	0.004	0.107	0.059	0.103	-0.010	-0.000	-0.028
WPR4M	-0.110	-0.003	0.001	0.017	-0.016	0.024	-0.050	0.012	-0.186	-0.268
WPR4M	-0.107	0.001	-0.289	0.022	0.007	0.090	0.033	0.014	-0.004	-0.001
WPR4M	0.425	-0.160	0.109	-0.617	0.057	-0.532	-0.105	-0.138	-0.032	-0.083
WPR4M	0.714	0.167	-0.029	-0.009	0.445	-0.097	-0.100	0.240	0.313	0.185
WPR4M	0.155	0.045	-0.246	-0.257	0.125	-0.202	-0.005	0.242	0.130	-0.323
WPR4M	0.407	0.042	-0.155	-0.401	-0.004	-0.203	0.023	0.043	-0.050	0.042
WPR4M	0.290	0.154	-0.095	0.038	0.493	0.185	-0.234	0.578	0.113	0.357
WPR4M	0.262	0.090	-0.132	-0.050	-0.092	-0.083	-0.037	0.115	0.264	-0.231
WPR4M	0.491	0.065	-0.032	0.044	-0.063	0.030	-0.064	-0.062	-0.008	0.061
WPR4M	0.417	0.032	-0.078	-0.018	0.110	-0.160	-0.154	0.001	0.166	-0.154

NAVY LABORATORIES

PRINCIPAL COMPONENTS

	1	2	3	4	5	6	7	8	9	10
EIGENVALUES										
	25.408	9.267	6.423	5.373	4.575	3.675	3.069	2.194	1.862	1.097
PERCENT OF VARIANCE										
	38.664	13.731	9.986	8.320	6.929	5.486	4.551	3.274	2.779	1.633
FACTOR LOADING:										
TAMIL	0.744	0.447	-0.322	-0.045	-0.217	-0.114	-0.230	0.140	-0.131	0.027
TACIV	0.729	0.212	-0.143	0.202	0.245	0.181	0.344	-0.046	-0.019	0.019
MILMS	0.740	0.519	0.095	0.240	0.020	-0.138	-0.186	-0.057	-0.173	0.065
CLVRS	0.473	0.017	0.267	0.239	0.278	0.081	0.300	-0.018	0.109	0.026
MILMS	0.421	0.197	0.473	0.417	0.009	-0.210	-0.363	-0.316	-0.219	-0.360
CLVRS	0.697	-0.141	0.440	-0.004	0.104	0.327	0.141	0.080	0.146	0.072
MILPH	0.439	0.493	0.298	0.011	-0.231	-0.139	-0.244	-0.469	-0.279	0.154
CLVPH	0.544	-0.750	0.104	0.059	-0.107	0.047	0.147	-0.107	-0.036	0.085
MILND	0.197	0.457	0.343	0.738	0.341	0.047	-0.134	-0.117	0.153	0.068
CLVND	0.424	0.351	-0.031	0.580	-0.312	-0.111	-0.735	0.212	0.177	-0.095
TRGND	0.744	-0.020	-0.10	0.152	0.381	0.054	-0.142	-0.163	0.035	0.035
TCLAF	0.942	-0.168	-0.398	0.213	0.167	0.362	0.034	0.009	0.062	0.309
TECH	0.922	-0.169	-0.217	0.195	-0.006	-0.311	-0.139	0.016	0.063	-0.052
CLVSV	0.774	0.150	0.109	0.058	0.265	0.034	0.092	0.066	0.244	-0.028
MILSV	-0.004	0.140	-0.27	0.297	0.491	0.403	-0.275	0.127	-0.409	0.280
CLVND	0.746	0.325	-0.117	-0.447	-0.131	-0.320	0.338	-0.041	0.042	-0.001
LEFAS	0.744	0.280	-0.74	-0.471	-0.175	-0.34	-0.06	0.059	-0.023	0.029
PPSP	0.845	0.117	-0.250	-0.137	0.015	0.324	0.074	-0.047	-0.076	0.030
FJUIP	0.922	-0.276	0.047	-0.045	0.064	-0.334	-0.109	0.115	-0.170	0.026
ISPAE	0.744	-0.665	-0.102	0.042	-0.014	0.002	-0.162	-0.010	-0.135	-0.259
ASPAE	0.600	-0.268	-0.702	0.415	0.683	0.085	-0.34	-0.047	0.147	-0.097
QSPA	0.828	0.241	-0.260	-0.378	0.014	0.039	0.028	-0.061	-0.002	0.102
SEQIP	0.825	-0.690	-0.126	-0.111	-0.045	0.204	-0.087	0.116	-0.074	0.041
FAZNP	0.840	0.296	-0.126	-0.234	-0.061	0.126	0.085	-0.050	0.000	0.166
FAZNP	0.852	-0.464	-0.175	-0.274	-0.210	0.042	-0.203	0.356	0.051	-0.017
HRND	0.922	-0.319	0.171	0.244	-0.096	0.009	-0.054	-0.003	0.019	-0.048
HRND	0.704	0.416	0.186	0.109	-0.012	-0.129	0.256	0.007	-0.084	-0.122
HRND	0.722	-0.123	-0.505	0.015	0.084	0.321	-0.080	-0.035	-0.258	0.004
HRND	-0.014	0.217	-0.261	0.243	-0.091	-0.184	0.191	-0.017	-0.005	0.031
HRND	-0.049	0.156	-0.005	0.213	0.675	0.212	-0.135	0.013	-0.080	-0.186
HRND	-0.215	0.340	0.155	0.218	0.241	-0.715	0.123	0.227	0.302	0.115
MILGN	0.942	-0.217	-0.125	0.029	-0.211	0.050	-0.118	-0.102	-0.094	-0.131
MILPA	0.775	0.491	0.043	0.046	-0.227	-0.118	-0.095	0.040	-0.093	0.017
TRMA	0.574	0.144	0.328	-0.521	0.334	0.067	-0.197	-0.052	0.016	-0.093
TRMA	0.162	0.070	0.175	-0.534	0.581	-0.235	-0.267	0.078	0.239	0.251
HOUSE	0.922	-0.319	0.139	-0.025	0.032	0.058	0.090	0.023	0.100	-0.073
HRND	0.507	-0.322	0.109	0.206	-0.127	0.040	-0.000	-0.070	-0.133	0.005
HRND	0.636	-0.011	0.196	0.333	-0.101	0.013	-0.142	-0.029	-0.096	-0.135
HRND	0.818	0.034	0.240	-0.001	-0.101	0.069	0.186	0.308	-0.031	-0.114
HRND	0.744	0.476	0.235	0.217	-0.143	0.004	-0.084	-0.112	0.185	-0.089
HRND	0.475	-0.124	-0.491	0.207	0.005	-0.556	0.086	-0.177	0.181	0.152
HRND	0.735	0.119	0.014	0.129	0.075	0.295	0.382	0.310	0.151	0.325
HRND	0.643	-0.194	-0.110	-0.489	0.023	-0.121	-0.254	-0.173	0.082	-0.150
HRND	0.145	0.048	0.360	-0.025	0.391	-0.367	0.451	0.441	-0.345	-0.066
HRND	0.511	0.399	0.084	0.316	0.165	-0.533	0.176	0.070	-0.055	-0.093
HRND	0.571	0.509	0.179	0.017	-0.124	-0.112	0.045	0.325	-0.248	-0.171
HRND	0.589	0.446	0.186	0.434	-0.077	0.045	0.158	-0.157	0.145	0.011
HRND	0.050	0.234	-0.106	0.335	0.368	0.450	0.587	0.013	-0.027	-0.274
HRND	0.715	0.452	-0.199	-0.237	-0.051	0.202	0.255	0.060	0.067	0.043
HRND	0.420	-0.020	0.082	-0.080	0.274	-0.512	0.112	-0.171	-0.220	-0.191
HRND	0.922	-0.039	0.034	0.259	-0.075	-0.023	0.026	0.080	0.004	-0.085
HRND	0.687	-0.190	-0.114	-0.237	0.031	-0.271	0.364	-0.367	-0.105	0.048
HRND	0.144	0.325	-0.225	0.245	0.035	0.094	0.071	-0.000	-0.155	-0.051
HRND	0.294	-0.044	-0.588	0.248	-0.267	-0.606	-0.032	0.010	0.202	0.194
HRND	-0.223	0.083	-0.20	0.334	0.584	-0.114	-0.056	0.112	0.059	-0.107
HRND	0.818	0.430	-0.231	-0.371	-0.198	-0.089	-0.079	-0.014	-0.035	-0.047
HRND	0.485	-0.507	0.248	-0.068	0.295	0.042	-0.471	0.048	0.296	-0.150
HRND	0.753	0.361	-0.307	-0.404	-0.143	-0.010	-0.008	-0.074	0.060	-0.031
HRND	0.402	0.147	0.209	-0.317	0.338	-0.276	0.441	-0.421	-0.226	0.034
HRND	0.655	-0.124	0.131	0.214	-0.142	0.121	0.485	0.046	0.300	0.175
HRND	0.422	-0.755	0.042	0.069	-0.263	0.005	0.051	0.202	-0.118	0.148
HRND	0.322	-0.030	0.179	-0.003	0.022	0.429	0.398	-0.443	0.275	0.009
HRND	0.110	-0.044	0.124	-0.014	0.773	-0.351	0.352	-0.091	-0.120	0.030
HRND	0.251	-0.189	0.134	0.030	0.711	0.026	-0.457	-0.155	0.104	0.318
HRND	0.462	0.178	0.059	-0.371	0.469	-0.104	0.006	0.414	-0.094	0.315
HRND	0.000	0.000	0.000	0.000	0.000	0.000	0.000	0.000	0.000	0.000
HRND	0.444	-0.733	-0.104	0.254	-0.027	-0.338	0.121	-0.068	-0.010	0.087

NAVY LABORATORIES

VARIMAX ROTATION

	1	2	3	4	5	6	7	8	9	10
PERCENT OF VARIANCE	3.350	3.324	7.036	13.048	0.452	0.172	5.519	4.886	4.132	1.834

ROTATED FACTOR LOADINGS

TAMIL	0.001	-0.146	-0.001	0.553	-0.024	-0.024	-0.173	0.122	0.126	0.345
TACIV	0.041	-0.01	-0.189	0.313	0.154	-0.034	0.313	0.066	-0.070	0.147
MILAS	0.435	-0.022	-0.112	0.457	0.132	0.037	-0.181	0.055	-0.027	0.095
CIVAS	0.352	-0.454	-0.16	0.557	0.337	0.041	0.364	0.179	-0.044	0.106
MILMS	-0.044	0.010	0.144	0.926	0.097	0.114	-0.165	-0.053	-0.228	-0.050
CIVMS	0.154	-0.402	0.17	0.081	0.286	0.041	0.513	0.149	-0.041	0.118
MILPM	0.402	0.075	0.180	0.642	-0.052	0.174	-0.191	-0.207	-0.391	0.104
CIVPM	0.071	-0.340	0.116	-0.001	-0.037	0.019	0.153	-0.017	-0.175	0.045
MILND	-0.251	0.077	-0.135	0.930	-0.002	-0.045	0.283	-0.054	-0.134	0.133
CIVND	0.179	-0.394	-0.080	0.721	-0.165	-0.244	0.026	-0.07	0.465	-0.059
TWGD	0.445	-0.455	-0.78	0.228	0.121	0.157	0.420	0.036	-0.168	0.114
TCLAC	0.474	-0.645	-0.265	0.342	0.172	-0.137	0.492	0.045	-0.013	0.063
TFFCH	0.524	-0.674	-0.220	0.315	0.069	-0.244	0.161	0.026	0.067	-0.030
CIVSV	0.501	-0.136	-0.005	0.518	0.365	0.073	0.456	0.213	0.023	0.057
MILSV	-0.058	0.064	-0.460	0.079	0.055	0.240	-0.170	0.011	0.043	0.383
QWED	0.078	-0.079	-0.013	0.063	0.042	-0.097	0.329	-0.01	-0.053	-0.034
LEAS	0.074	-0.127	0.038	0.042	0.004	-0.060	-0.044	0.010	-0.026	0.003
RPRP	0.897	-0.42	-0.118	0.045	0.083	-0.038	0.095	0.063	-0.162	0.026
EQHIP	0.523	-0.754	-0.382	0.242	0.181	0.058	-0.23	0.144	-0.049	0.019
ISPA	0.417	-0.553	-0.091	0.142	0.135	0.034	-0.35	0.047	-0.078	-0.215
ASPA	0.142	-0.458	-0.23	-0.002	-0.085	-0.455	0.174	-0.244	0.162	-0.044
ISPA	0.244	-0.155	-0.103	0.145	0.115	-0.044	0.094	0.035	-0.125	0.333
SFUTP	0.285	-0.301	-0.382	-0.207	0.041	0.048	-0.003	-0.039	0.037	0.064
FAZNP	0.874	-0.251	-0.352	0.236	0.035	0.026	0.003	0.015	-0.091	0.179
FAZNP	0.444	-0.745	0.447	-0.156	0.145	0.015	-0.151	0.071	0.020	0.003
IMRND	0.339	-0.415	0.45	0.418	0.084	-0.021	0.173	0.030	0.135	-0.012
IMRND	0.352	-0.161	0.004	0.642	-0.076	-0.053	0.044	0.342	-0.102	-0.057
IMRND	0.444	-0.524	-0.598	0.131	-0.092	0.070	0.138	-0.045	-0.115	0.046
IMRND	0.194	0.187	-0.534	-0.058	-0.395	-0.620	-0.059	-0.156	0.065	-0.027
IMRND	0.029	0.171	-0.16	-0.147	0.162	-0.131	0.012	-0.043	0.034	-0.137
IMRND	-0.202	0.20	-0.378	-0.081	0.124	-0.874	-0.087	0.247	0.023	0.054
MILCN	0.170	-0.344	0.004	-0.043	-0.038	-0.088	-0.260	-0.205	-0.027	-0.054
MILPA	0.660	-0.149	-0.001	0.695	-0.014	-0.040	-0.146	0.022	0.104	0.020
IMOMA	0.656	-0.035	0.056	0.008	0.694	0.042	0.182	-0.059	0.014	0.088
IMOMA	0.249	0.142	0.068	-0.102	0.433	0.040	-0.102	0.215	0.032	-0.242
IMUSE	0.720	-0.486	-0.159	0.277	0.115	-0.134	0.091	0.045	0.010	-0.040
IMH.1	-0.674	-0.066	0.053	0.016	-0.045	0.023	0.044	-0.040	-0.078	0.003
IMH.2	-0.022	-0.337	0.012	0.330	0.040	0.032	0.031	-0.012	0.022	-0.103
IMH.3	0.524	-0.407	0.114	0.532	-0.010	0.120	0.050	0.406	0.146	-0.024
IMH.4	0.524	-0.102	0.045	0.740	0.075	-0.013	0.072	-0.023	0.035	-0.054
IMH.5	0.283	-0.323	-0.135	0.123	-0.004	-0.312	0.014	-0.044	-0.205	0.052
IMH.5	0.444	-0.460	-0.037	0.351	0.145	0.139	0.378	0.241	0.266	0.438
IMH.5	0.654	-0.441	0.108	-0.042	0.388	-0.041	-0.130	-0.163	-0.154	-0.206
IMH.2	-0.035	-0.045	0.059	0.057	0.062	0.003	0.016	0.074	-0.214	0.025
IMH.2	0.201	-0.011	0.071	0.690	0.076	-0.318	0.096	0.513	-0.216	-0.071
IMH.4	0.575	-0.066	0.137	0.546	-0.271	0.029	-0.084	0.404	0.169	-0.117
IMH.5	0.244	-0.056	0.057	0.814	-0.052	0.032	0.477	0.062	-0.041	0.044
IMH.5	-0.051	0.142	-0.17	0.047	-0.174	0.159	0.433	0.240	-0.064	-0.154
IMH.5	0.467	0.004	-0.109	0.155	-0.064	0.027	0.342	0.117	0.021	0.077
IMH.5	0.024	-0.644	-0.26	0.133	0.194	-0.327	-0.153	0.224	0.118	-0.241
IMH.5	0.444	-0.558	0.029	0.614	0.041	-0.012	0.235	0.214	0.057	-0.074
IMH.5	0.453	-0.451	0.111	-0.040	0.005	-0.218	0.177	0.054	-0.594	-0.027
IMH.5	0.334	0.150	-0.732	0.005	-0.361	0.323	0.014	-0.135	0.065	-0.052
IMH.5	0.127	-0.242	-0.750	0.040	-0.194	-0.300	-0.178	-0.134	0.059	-0.080
IMH.5	-0.205	0.222	-0.765	-0.129	0.187	-0.441	-0.117	0.048	0.045	-0.085
IMH.5	0.043	-0.074	0.016	0.254	0.004	-0.078	-0.064	0.016	0.024	-0.075
IMH.5	0.043	-0.637	0.050	0.045	0.710	0.019	-0.019	-0.037	0.070	-0.115
IMH.5	0.070	-0.061	-0.024	0.121	0.041	-0.097	0.051	-0.071	-0.247	-0.064
IMH.5	0.287	0.042	0.120	0.057	0.134	0.020	0.197	0.261	-0.803	-0.008
IMH.5	0.287	-0.466	0.162	0.204	-0.123	-0.145	0.554	0.132	0.105	0.216
IMH.5	0.011	-0.874	0.160	-0.146	-0.150	-0.028	-0.048	0.077	-0.159	0.160
IMH.5	0.162	-0.157	0.076	0.059	0.019	0.221	0.726	-0.249	-0.231	0.023
IMH.5	-0.198	-0.072	-0.110	0.123	0.587	-0.047	0.006	0.430	-0.516	0.057
IMH.5	-0.042	-0.234	-0.295	0.160	0.792	0.052	-0.069	-0.046	-0.182	0.350
IMH.5	0.438	-0.040	0.024	0.056	0.483	0.134	-0.059	0.591	-0.062	0.397
IMH.5	-0.000	0.000	0.000	0.000	-0.000	0.000	0.000	0.000	0.000	0.000
IMH.5	-0.074	-0.859	0.065	-0.022	-0.067	-0.430	0.015	-0.016	-0.165	0.038

AIR FORCE LABORATORIES

PRINCIPAL COMPONENTS

	1	2	3	4	5	6	7	8	9	10
EIGENVALUES										
	19.771	12.134	8.640	7.417	6.207	3.628	2.676	2.102	1.213	1.000
PERCENT OF VARIANCE										
	29.50	18.115	12.495	11.417	9.265	5.415	3.994	3.137	1.811	1.453
FACTOR LOADINGS										
TAMIL	0.176	0.677	-0.257	0.320	0.404	-0.017	0.240	0.000	-0.047	-0.603
TACIV	0.467	0.000	0.178	0.060	0.173	-0.058	0.086	0.124	0.331	-0.000
MILAS	-0.040	0.435	-0.348	-0.152	0.165	-0.063	0.149	0.187	-0.296	0.000
CIVAS	0.000	-0.114	-0.110	-0.141	-0.075	-0.167	0.120	0.327	0.277	0.000
MILMS	-0.127	0.327	0.127	-0.215	0.255	0.054	0.040	0.108	0.010	0.200
CIVMS	0.467	-0.217	0.107	-0.096	0.149	0.039	0.163	0.134	0.010	-0.000
MILPM	-0.185	0.454	0.174	-0.049	0.094	0.213	0.070	-0.118	0.054	-0.000
CIVPM	0.243	0.071	0.345	0.114	0.030	0.302	0.064	-0.183	0.041	-0.000
MILND	-0.090	-0.042	0.099	0.119	-0.005	0.415	0.329	-0.075	-0.176	0.000
CIVND	0.467	-0.264	-0.174	-0.301	-0.230	0.069	0.178	-0.161	0.103	-0.000
TMCRO	0.149	-0.322	-0.251	0.672	0.507	0.269	-0.031	0.007	-0.203	-0.000
YCLAC	0.577	0.045	0.191	-0.094	0.034	-0.113	0.049	0.043	0.007	0.000
YFCM	0.404	-0.114	0.117	0.477	0.641	0.144	0.325	-0.141	-0.045	-0.000
CIVSV	0.467	-0.333	0.132	0.220	0.139	0.008	-0.076	0.112	0.100	-0.000
MILSV	-0.177	0.327	-0.217	-0.113	0.326	0.152	-0.150	-0.102	0.188	0.000
MWNO	-0.075	-0.173	-0.319	0.644	0.579	0.201	0.222	-0.294	-0.224	0.000
LFAST	0.327	0.333	0.320	0.058	0.142	-0.182	0.044	0.054	-0.074	0.000
SPROF	0.177	-0.217	-0.223	0.617	0.596	0.299	0.127	-0.176	-0.050	0.000
EQLIP	0.467	-0.313	-0.273	0.097	0.056	-0.305	-0.161	0.232	0.227	0.000
LSPAC	0.467	-0.054	-0.265	0.428	0.230	0.134	-0.259	0.344	-0.282	-0.000
ASPA*	0.467	0.340	-0.456	0.592	0.263	0.153	0.127	-0.063	0.195	-0.000
OSEAC	0.274	-0.205	0.227	-0.375	0.319	0.237	0.159	-0.306	0.011	-0.000
SEPIP	0.467	0.145	-0.106	-0.227	0.006	-0.074	-0.214	-0.164	-0.104	-0.000
FAVND	0.364	-0.114	0.212	0.370	0.170	-0.122	-0.124	-0.169	-0.224	0.000
FAVPP	0.364	0.013	0.217	-0.407	0.216	0.258	-0.275	-0.173	-0.009	-0.000
IMLND	0.364	0.241	0.311	0.234	0.252	-0.017	0.209	-0.337	0.021	-0.000
IMLND	0.364	-0.347	-0.338	-0.768	0.047	0.099	-0.224	0.123	-0.213	-0.000
IMLND	0.364	0.215	-0.478	-0.307	-0.127	-0.146	-0.284	-0.096	0.049	0.000
IMLND	0.364	0.144	-0.275	0.065	-0.581	0.110	0.125	-0.127	-0.059	0.000
IMLND	0.364	0.154	-0.344	0.089	-0.812	0.356	0.279	-0.091	-0.150	0.000
IMLND	0.364	0.102	-0.477	-0.016	-0.118	-0.124	-0.045	-0.041	0.073	0.000
IMLND	0.364	-0.057	-0.117	0.766	0.203	0.290	0.047	0.042	0.024	0.000
IMLND	0.364	0.002	-0.321	0.367	0.304	-0.071	0.021	-0.425	-0.033	0.000
IMLND	0.364	-0.000	-0.330	-0.000	-0.000	-0.000	-0.000	-0.000	-0.000	-0.562
IMLND	0.364	0.227	-0.405	0.021	-0.225	-0.249	-0.011	-0.113	0.034	0.000
IMLND	0.364	0.117	0.317	0.046	-0.147	0.206	-0.263	0.191	0.033	0.000
IMLND	0.364	-0.111	0.320	0.378	0.186	-0.071	0.016	-0.143	-0.013	0.000
IMLND	0.364	0.473	-0.553	0.301	0.079	0.075	0.205	0.171	0.048	0.000
IMLND	0.364	-0.174	0.421	-0.474	0.197	-0.568	0.435	-0.389	-0.127	0.000
IMLND	0.364	-0.222	-0.231	-0.579	0.034	-0.423	0.475	-0.064	-0.051	0.000
IMLND	0.364	0.374	0.140	-0.193	0.215	0.199	0.010	0.215	-0.035	0.000
IMLND	0.364	0.314	0.010	-0.196	0.136	0.179	-0.001	0.205	-0.010	0.000
IMLND	0.364	0.345	-0.051	-0.255	0.355	0.343	0.152	-0.156	0.055	-0.000
IMLND	0.364	0.408	0.480	-0.412	-0.005	-0.072	-0.162	-0.327	0.155	-0.000
IMLND	0.364	-0.111	-0.251	-0.517	0.095	0.280	-0.265	0.143	-0.367	-0.000
IMLND	0.364	-0.174	-0.224	-0.700	0.066	0.274	0.201	0.043	0.217	0.000
IMLND	0.364	0.041	-0.246	0.202	-0.052	-0.405	0.477	-0.051	-0.117	-0.000
IMLND	0.364	0.347	0.315	-0.098	-0.049	0.280	0.149	0.156	-0.106	-0.000
IMLND	0.364	0.332	-0.270	-0.178	0.044	0.161	-0.051	0.175	0.012	-0.000
IMLND	0.364	-0.248	0.307	0.176	0.013	-0.245	0.156	0.215	0.075	0.000
IMLND	0.364	-0.645	-0.105	-0.606	0.127	0.081	0.037	0.235	-0.212	0.000
IMLND	0.364	0.211	-0.220	-0.411	0.140	0.071	0.001	0.063	0.018	-0.000
IMLND	0.364	0.147	-0.278	0.264	-0.276	0.105	0.172	-0.127	-0.268	0.000
IMLND	0.364	0.337	0.330	0.300	0.000	0.000	0.000	0.000	0.000	0.000
IMLND	0.364	0.403	-0.476	-0.014	-0.140	-0.117	-0.077	-0.047	0.268	0.000
IMLND	0.364	0.203	0.100	0.000	0.000	0.000	0.000	0.000	0.000	0.567
IMLND	0.364	-0.235	-0.127	-0.517	0.352	0.292	0.094	-0.161	0.231	0.000
IMLND	0.364	0.207	-0.432	0.022	-0.374	-0.044	-0.394	-0.114	0.205	-0.000
IMLND	0.364	0.237	-0.246	0.020	-0.075	-0.212	-0.145	-0.038	-0.114	0.000
IMLND	0.364	-0.271	0.492	0.278	-0.266	0.406	0.357	0.433	0.146	-0.000
IMLND	0.364	0.481	0.717	0.000	-0.220	0.340	0.171	0.075	0.121	-0.000
IMLND	0.364	0.042	0.246	0.303	-0.292	0.361	0.339	-0.116	-0.135	-0.000
IMLND	0.364	-0.235	0.270	0.211	0.112	-0.152	-0.025	0.396	-0.196	-0.000
IMLND	0.364	0.274	-0.125	-0.146	0.290	-0.062	0.303	0.196	-0.234	0.000
IMLND	0.364	-0.221	-0.296	0.014	0.202	0.337	0.358	0.138	-0.137	-0.000
IMLND	0.364	-0.155	-0.330	0.449	0.378	-0.179	0.454	0.282	0.221	0.000
IMLND	0.364	0.651	-0.111	-0.557	0.212	0.147	0.148	-0.363	-0.069	-0.000

AIR FORCE LABORATORIES

VARI-MAX ROTATION

	1	2	3	4	5	6	7	8	9	10
PERCENT OF VARIANCE	24.240	16.197	16.536	11.784	9.000	6.707	5.157	3.510	2.827	4.477
ROTATED FACTOR LOADINGS										

TAMIL	0.278	0.272	-0.027	0.128	0.705	-0.144	0.189	-0.003	0.035	-0.003
TACTIV	0.717	-0.254	0.627	-0.134	0.162	-0.046	-0.016	0.162	-0.109	-0.003
MILRS	0.193	0.322	-0.259	0.137	-0.08	-0.066	0.219	0.082	-0.070	0.003
CIVBS	0.401	-0.149	0.259	-0.281	-0.029	-0.037	0.065	0.365	-0.207	-0.003
MILPS	-0.507	0.355	0.072	0.111	-0.139	-0.104	0.014	-0.045	0.069	0.003
CIVMS	-0.269	-0.157	0.258	-0.279	-0.029	-0.023	-0.018	0.134	-0.262	-0.003
MILPH	-0.751	0.422	-0.216	0.221	-0.067	0.121	-0.093	-0.159	0.265	-0.003
CIVPH	-0.701	-0.163	0.322	0.110	-0.050	0.137	-0.075	-0.154	0.134	-0.003
MILNO	-0.029	-0.140	-0.247	0.112	-0.129	0.065	-0.096	0.028	0.007	0.003
CIVNO	0.424	-0.114	0.277	-0.435	-0.074	0.224	0.042	-0.003	0.257	-0.003
TEMPD	0.071	-0.229	-0.249	0.133	0.071	-0.188	-0.274	0.073	-0.228	-0.003
TOLAT	0.734	0.137	0.087	-0.173	0.011	-0.124	0.266	0.055	-0.273	-0.003
TECH	0.117	0.274	0.452	-0.101	0.873	-0.109	-0.004	0.740	0.043	-0.003
CIVSV	0.465	-0.154	0.272	-0.132	0.220	-0.103	-0.267	0.163	-0.239	-0.003
MILSV	0.257	0.322	-0.221	0.151	0.065	-0.255	-0.195	-0.178	0.253	-0.003
OWNED	-0.119	-0.249	-0.143	0.041	0.361	-0.037	-0.045	-0.091	-0.007	0.003
LEASD	0.426	-0.072	0.346	0.213	0.035	-0.049	0.052	-0.204	-0.113	0.003
REPOR	0.344	-0.121	0.021	0.043	0.355	-0.170	-0.199	0.045	0.222	0.003
EQUIP	0.458	-0.109	0.135	-0.109	0.095	-0.239	-0.233	0.271	-0.077	0.003
LSEAF	0.502	-0.073	0.234	0.082	0.286	-0.242	-0.405	0.132	-0.577	-0.003
ASPAO	0.002	0.185	-0.141	0.175	0.694	-0.104	-0.178	0.213	0.163	-0.003
OSPAO	0.472	-0.101	0.252	-0.691	0.702	-0.216	0.013	-0.156	0.045	-0.003
SFCIP	0.484	0.277	0.275	-0.235	-0.070	-0.125	-0.028	-0.282	-0.118	-0.003
FAVNO	0.207	-0.244	0.271	0.348	0.027	-0.049	-0.024	-0.322	-0.127	0.003
FAVPR	0.141	0.234	0.311	-0.284	-0.294	-0.152	-0.171	-0.363	-0.224	-0.003
IMPED	0.644	-0.159	0.272	0.046	0.374	-0.027	0.005	0.071	0.253	-0.003
OMRFD	0.248	-0.135	-0.044	-0.443	-0.182	-0.073	0.133	-0.051	-0.227	-0.003
IMPFD	0.251	0.076	0.077	-0.207	0.032	-0.043	0.029	-0.069	0.001	0.003
OMRFD	0.255	-0.059	0.270	0.342	-0.049	0.651	-0.028	-0.244	-0.001	0.003
IMRPM	0.207	-0.117	-0.140	0.105	-0.125	-0.045	-0.092	0.032	0.004	0.003
OMRPM	0.207	0.109	0.308	-0.315	0.014	-0.078	0.013	-0.022	-0.001	0.003
MILCN	-0.141	-0.113	-0.174	-0.249	-0.151	-0.049	-0.000	0.133	0.252	0.003
MILPS	0.204	-0.141	-0.129	0.071	0.558	-0.136	-0.004	-0.259	0.175	0.003
IMCHA	0.207	-0.117	-0.140	0.105	-0.125	-0.045	-0.092	0.032	0.004	0.003
OMCHA	0.207	0.109	0.308	-0.315	0.014	-0.078	0.013	-0.022	-0.001	0.003
HOUSE	0.482	-0.173	0.240	-0.203	-0.124	0.015	-0.135	0.143	-0.248	-0.003
IME.1	-0.184	0.272	0.272	0.079	-0.055	-0.010	-0.224	-0.184	0.103	0.003
IME.2	0.404	0.072	-0.241	0.272	0.040	0.204	-0.117	0.123	-0.135	0.003
IME.3	-0.104	-0.258	-0.271	-0.260	-0.141	0.119	0.269	-0.046	-0.123	-0.003
IME.4	0.101	0.061	-0.247	-0.240	-0.230	-0.144	0.490	0.023	0.267	0.003
IME.5	-0.154	0.262	-0.206	0.289	-0.124	-0.035	-0.109	0.014	-0.127	0.003
IMESS	0.207	0.122	-0.134	0.084	-0.120	-0.044	0.117	0.211	-0.258	0.003
IMPP.1	-0.107	0.214	0.213	-0.272	0.246	-0.064	0.059	-0.077	0.258	-0.003
OMF.1	0.481	0.207	0.217	0.282	-0.123	-0.073	-0.173	-0.221	0.289	-0.003
OMF.2	0.14	-0.227	-0.154	-0.696	-0.068	-0.105	-0.207	-0.178	-0.064	-0.003
OMF.3	0.002	-0.145	-0.174	-0.210	-0.101	0.063	0.151	0.242	0.047	0.003
OMF.4	0.202	-0.227	-0.270	0.142	-0.164	-0.170	0.434	0.040	0.171	-0.003
OMF.5	-0.170	0.222	-0.115	0.120	-0.074	0.317	-0.147	0.023	-0.021	-0.003
OMCSO	0.453	0.472	-0.135	0.061	-0.095	-0.045	-0.086	-0.010	-0.021	-0.003
OMRPE	0.207	-0.102	0.272	0.277	-0.029	0.062	-0.077	0.229	-0.024	0.003
DEPRD	0.229	-0.219	0.175	-0.003	-0.045	-0.253	0.105	-0.001	-0.160	0.003
OTVRO	0.402	0.242	0.239	-0.279	-0.118	-0.000	0.315	-0.264	-0.020	-0.003
DEPRD	0.404	-0.249	0.270	0.241	-0.044	0.583	-0.027	-0.045	-0.041	-0.003
OTVRO	-0.200	0.100	0.100	-0.200	0.000	-0.200	0.000	0.000	0.000	0.003
DEPRD	0.207	0.124	0.208	-0.110	0.011	-0.052	0.000	-0.022	-0.021	0.003
OTVRO	-0.200	0.100	0.100	-0.200	0.000	-0.200	0.000	0.000	0.000	0.003
DEPRD	0.157	-0.142	0.072	-0.242	0.110	-0.157	-0.013	0.015	0.154	0.003
OTVRO	0.207	0.124	0.208	-0.110	0.011	-0.052	0.000	-0.022	-0.021	0.003
NOAMS	1.000	0.000	0.000	0.000	0.000	0.000	0.000	0.000	0.000	0.003
PAINT	0.147	-0.261	0.277	-0.141	0.051	0.444	-0.214	0.601	-0.291	-0.003
PAPER	-0.278	0.422	0.072	0.112	-0.139	-0.104	0.014	-0.045	0.069	0.003
PROTE	-0.269	-0.157	0.258	-0.279	-0.029	-0.023	-0.018	0.134	-0.262	-0.003
CIVGS	0.467	-0.154	0.272	-0.132	0.220	-0.103	-0.267	0.163	-0.239	-0.003
MILGS	-0.507	0.355	0.072	0.111	-0.139	-0.104	0.014	-0.045	0.069	0.003
CFYGS	-0.269	-0.157	0.258	-0.279	-0.029	-0.023	-0.018	0.134	-0.262	-0.003
MFYGS	-0.210	-0.275	-0.241	0.140	0.576	-0.239	0.277	0.627	0.076	0.003
MESTO	-0.001	0.000	0.000	-0.000	0.000	0.000	0.000	-0.204	0.275	-0.003

COMPARATORS

PRINCIPAL COMPONENTS

	1	2	3	4	5	6	7	8	9	10
EIGENVALUES										
	22.131	7.812	4.175	4.546	1.942	1.163	2.696	2.547	1.742	1.654
PERCENT VARIANCE										
	32.037	11.166	5.972	6.540	2.843	1.671	3.924	3.402	2.500	2.448

FACTOR LOADINGS

TAMIL	0.673	0.317	0.167	0.191	0.191	0.131	-0.008	0.163	-0.043	0.000
TACIV	0.148	-0.156	-0.114	-0.087	-0.110	0.185	-0.097	0.034	0.161	0.265
MILBS	0.164	0.274	0.442	0.183	0.110	0.170	-0.182	-0.207	0.129	0.072
CIVBS	0.177	0.267	-0.251	-0.008	0.032	-0.182	-0.141	-0.204	0.114	0.143
MILMS	-0.009	0.614	0.177	0.211	0.133	0.022	-0.476	-0.041	0.033	-0.117
CIVMS	0.429	0.204	-0.119	0.114	-0.134	-0.308	-0.145	0.029	-0.103	-0.123
MILPH	0.147	-0.437	0.149	0.077	0.066	0.151	-0.074	0.024	-0.037	-0.177
CIVPH	0.594	0.183	0.094	-0.071	0.130	0.007	-0.037	-0.014	-0.171	-0.166
MILND	0.134	0.163	-0.490	0.112	0.074	0.061	-0.186	-0.014	-0.133	0.131
CIVND	0.162	0.173	-0.182	0.108	0.074	0.011	0.271	0.013	-0.161	-0.165
IMFBC	0.714	-0.184	-0.104	-0.101	-0.158	0.156	-0.200	0.164	0.187	0.194
TULAC	0.135	-0.044	-0.200	-0.041	-0.134	0.051	-0.150	0.057	-0.006	0.003
ITFCM	0.195	0.106	-0.094	-0.111	-0.052	0.132	0.111	0.108	0.011	-0.092
CIVSV	0.817	0.124	-0.241	0.146	0.118	-0.045	-0.093	0.137	-0.091	0.054
MILSV	0.472	0.659	-0.159	0.144	0.032	0.157	0.007	0.275	0.169	-0.074
DMED	0.552	-0.504	0.454	0.210	0.265	0.051	0.126	-0.005	-0.013	-0.114
LFASD	0.542	-0.573	0.443	0.114	0.140	0.042	0.147	-0.041	-0.147	-0.127
RPRDP	0.664	-0.431	0.177	-0.027	0.047	0.016	-0.026	0.072	0.107	-0.001
EQUIP	0.773	0.275	0.231	0.110	-0.176	-0.291	0.183	0.023	-0.131	0.106
LSPAC	0.700	0.247	0.150	-0.117	-0.192	-0.007	0.015	0.133	0.168	0.049
ASPAC	0.507	-0.047	0.164	0.047	-0.147	0.151	-0.079	-0.160	0.137	0.090
DSPAC	0.676	-0.446	0.130	0.008	0.173	0.057	0.012	0.055	-0.002	-0.117
SEGTP	0.468	0.254	0.184	-0.144	-0.174	-0.170	-0.098	-0.139	-0.057	0.283
EAYNP	0.644	-0.491	0.296	0.037	0.163	0.014	-0.074	-0.118	-0.126	0.016
FAZPW	0.643	0.028	0.134	-0.263	-0.091	0.156	0.225	0.019	-0.005	0.053
IMPAC	0.733	0.177	-0.121	-0.180	0.143	0.040	-0.009	-0.025	-0.044	0.091
QMPAD	0.544	0.227	0.142	0.240	0.140	-0.105	0.271	-0.130	0.105	-0.025
IMPBC	0.672	-0.476	-0.243	0.172	-0.146	0.271	0.141	-0.068	0.176	0.089
QMPBC	0.151	-0.147	-0.117	0.524	-0.151	0.127	0.138	-0.281	0.026	-0.108
IMPBC	0.122	-0.147	-0.009	0.168	0.154	0.154	-0.185	0.195	0.163	-0.084
QMPBM	0.116	-0.173	-0.143	0.411	-0.125	-0.133	-0.014	-0.081	-0.157	0.044
MILCN	0.105	0.173	0.154	-0.081	-0.181	0.024	0.411	-0.044	-0.044	0.162
MILPA	0.710	0.127	0.117	0.282	0.018	0.104	0.111	0.174	-0.289	0.173
THOMA	0.474	-0.417	0.176	-0.111	0.134	-0.175	-0.150	0.459	0.049	-0.149
QMCMA	0.236	-0.145	0.207	0.173	-0.147	-0.021	-0.150	0.233	-0.008	0.207
HOUSE	0.441	0.184	0.134	-0.114	-0.121	0.012	-0.173	-0.141	-0.151	0.008
IME.1	0.447	0.231	0.131	-0.645	-0.284	0.294	0.071	-0.142	-0.275	-0.006
IME.2	0.709	0.245	0.278	0.226	-0.228	-0.027	-0.018	-0.012	0.120	0.164
IME.3	0.793	0.127	-0.110	0.115	0.140	0.110	0.174	0.116	-0.187	-0.131
IME.4	0.751	-0.278	-0.211	0.184	0.098	0.198	-0.041	-0.086	-0.093	0.262
IME.5	0.602	0.264	-0.124	0.121	-0.168	0.159	0.243	0.161	-0.011	-0.192
IMCSS	0.452	-0.108	0.268	-0.144	0.268	-0.075	-0.271	-0.146	0.094	0.374
IMPEE	0.716	-0.214	0.191	-0.010	0.147	0.067	-0.005	0.013	0.145	-0.169
OME.1	0.221	0.102	0.164	0.157	-0.167	-0.007	-0.076	-0.031	-0.485	0.114
OME.2	0.274	0.147	0.237	0.174	-0.186	-0.140	0.182	-0.137	0.175	-0.170
OME.3	0.498	0.134	-0.004	0.274	0.249	0.081	0.444	0.171	-0.136	-0.110
OME.4	0.434	0.141	0.284	0.122	0.127	0.026	0.057	-0.037	0.004	0.261
OME.5	0.264	0.146	0.297	0.137	-0.111	0.273	-0.024	0.023	0.134	-0.141
OMCSS	0.594	-0.175	-0.168	0.138	0.111	0.110	-0.168	-0.114	0.104	0.257
OMPEE	0.272	0.144	-0.176	-0.081	0.017	-0.024	-0.184	-0.033	0.121	-0.443
OTPRD	0.426	0.191	-0.181	0.287	0.163	-0.128	0.174	-0.033	0.116	0.102
OTPRD	0.442	0.141	0.101	0.047	0.043	0.127	-0.179	-0.277	0.151	-0.289
OTPRP	0.142	-0.147	-0.107	0.044	0.444	0.101	0.115	-0.277	0.144	-0.007
OTWDP	0.288	-0.174	-0.107	0.143	-0.107	0.000	0.026	-0.031	0.044	-0.178
OTFOM	0.150	-0.102	-0.174	0.147	-0.067	-0.022	0.124	0.177	0.140	-0.074
OTWOM	0.540	-0.104	0.174	0.112	0.267	0.064	0.110	0.048	0.112	-0.130
OTFOM	0.147	0.107	0.229	0.181	0.094	-0.124	0.096	0.464	-0.001	0.133
OTWMS	0.155	-0.147	0.574	0.111	0.149	0.104	0.090	0.104	-0.115	0.148
NONMS	0.113	-0.124	0.124	0.281	0.011	-0.295	0.135	0.275	-0.143	-0.228
PATNT	0.487	0.134	0.101	-0.140	0.184	-0.246	-0.170	-0.012	-0.018	-0.001
PARFR	0.486	0.111	0.121	-0.458	-0.268	0.191	-0.018	-0.077	-0.148	-0.051
WPGTS	0.147	-0.127	-0.137	-0.137	0.171	0.178	-0.168	0.021	-0.087	0.024
CIVGS	0.177	0.120	0.112	-0.140	-0.118	0.041	-0.132	0.105	-0.001	-0.179
MILGS	-0.071	0.670	0.626	0.135	0.130	0.119	-0.142	0.101	0.275	0.069
SEFGS	0.465	-0.011	-0.107	-0.011	0.042	-0.527	-0.151	-0.042	0.184	-0.269
MF TGS	-0.079	0.178	0.173	0.105	0.104	0.066	0.194	0.149	0.447	0.072
MRTGS	0.694	0.154	0.022	-0.101	-0.108	0.015	-0.014	-0.108	0.064	-0.192

DOD LABORATORIES

VARIMAX ROTATION

	1	2	3	4	5	6	7	8	9	10
PERCENT OF VARIANCE										
	15.883	15.174	6.797	11.527	5.784	3.393	3.220	4.364	4.353	5.465

ROTATED FACTOR LOADINGS

TAMIL	0.616	-0.35	0.974	-0.165	0.070	0.067	-0.031	0.003	-0.140	-0.074
TACIV	0.478	-0.13	-0.073	-0.469	-0.751	-0.185	-0.015	-0.057	-0.060	0.337
MILBS	0.147	0.004	0.015	0.040	0.047	0.143	-0.000	-0.040	-0.171	0.107
CIVBS	0.573	0.007	0.026	-0.127	-0.198	-0.177	0.032	-0.209	-0.155	0.431
MILMS	-0.042	0.045	0.045	-0.069	0.137	-0.020	0.068	0.007	-0.045	-0.051
CIVMS	0.521	-0.177	0.070	-0.650	-0.018	-0.266	0.014	-0.154	-0.043	0.264
MILPM	0.213	-0.091	0.072	-0.164	0.071	0.225	-0.038	-0.112	0.067	-0.173
CIVPM	0.161	-0.143	-0.003	-0.328	0.110	-0.054	-0.076	-0.376	0.141	0.015
MILND	0.446	-0.248	0.029	0.025	-0.041	-0.134	-0.057	-0.258	0.034	0.200
CIVND	0.071	-0.011	-0.058	-0.106	-0.126	0.099	-0.045	-0.253	-0.112	0.093
TWGRD	0.132	-0.48	0.040	-0.356	-0.458	-0.245	0.032	0.100	0.082	0.374
TCLAC	0.543	-0.063	-0.059	-0.484	-0.322	-0.148	-0.035	-0.113	-0.117	0.295
TTCCH	0.624	-0.168	0.039	-0.489	-0.180	-0.060	-0.073	-0.394	-0.145	0.126
CIVSV	0.703	-0.243	0.004	-0.217	-0.207	-0.144	-0.131	-0.091	-0.109	0.326
MILSV	0.755	0.047	0.050	-0.122	-0.269	-0.119	0.018	0.020	0.035	-0.261
OWNED	0.008	-0.373	0.110	0.015	0.023	-0.020	0.032	-0.076	0.033	0.053
LCASD	0.066	-0.307	-0.039	-0.050	0.039	-0.008	-0.021	-0.020	-0.042	0.020
WPHDP	0.120	-0.054	-0.007	-0.275	-0.142	-0.116	0.030	-0.072	-0.004	0.102
CLDIP	0.487	-0.288	0.076	-0.421	-0.035	-0.041	0.218	-0.215	-0.494	0.065
LSFAC	0.242	-0.315	0.035	-0.597	-0.086	-0.025	0.059	-0.147	-0.157	0.128
ASPAE	0.375	-0.03	-0.042	-0.241	-0.380	0.129	-0.120	-0.174	-0.307	0.575
OSPAC	0.101	-0.276	-0.043	-0.116	-0.119	-0.135	0.021	0.003	0.012	0.167
SEGIP	-0.074	-0.209	0.057	-0.497	-0.072	0.092	0.067	-0.141	-0.073	0.104
EA/NP	0.091	-0.166	-0.050	-0.214	-0.037	-0.114	0.040	-0.114	-0.034	0.211
EA/PP	0.224	-0.413	0.038	-0.542	0.026	0.310	0.130	-0.057	-0.123	0.003
IMP+D	0.574	-0.277	0.007	-0.578	-0.017	-0.014	-0.031	-0.153	-0.070	0.161
OWP+D	0.757	-0.026	0.201	-0.043	0.127	-0.011	0.473	-0.288	-0.112	0.110
IMPFD	0.184	-0.057	-0.079	-0.204	-0.512	0.118	0.045	0.004	0.092	0.277
OWFRD	0.064	-0.177	-0.094	0.128	-0.547	0.128	0.014	0.021	-0.234	0.078
HC+M	0.047	-0.023	-0.071	0.075	-0.414	-0.243	-0.048	0.065	0.083	-0.115
OW+M	0.014	0.065	0.035	0.088	-0.315	-0.077	-0.039	-0.056	-0.206	0.012
MILCN	-0.047	-0.183	-0.082	-0.483	0.054	0.123	0.094	-0.004	0.110	0.007
MILPA	0.609	-0.441	0.132	-0.229	-0.007	0.102	-0.147	-0.006	-0.304	-0.101
HCME	0.096	-0.443	-0.170	0.007	-0.033	-0.287	-0.110	0.047	-0.358	0.073
OWMA	-0.022	-0.142	0.024	0.101	-0.096	-0.256	0.006	-0.037	-0.334	-0.010
HILS	0.204	-0.644	-0.100	-0.371	-0.211	-0.087	-0.040	-0.183	-0.094	0.253
IMP.1	0.005	-0.012	0.029	-0.321	0.108	-0.065	-0.004	-0.012	-0.040	0.075
IMP.2	0.125	-0.048	0.113	-0.517	-0.107	0.173	0.041	-0.237	-0.170	0.170
IMP.3	0.292	-0.291	-0.070	-0.296	0.036	-0.116	-0.057	-0.105	0.066	0.097
IMP.4	0.580	-0.401	-0.007	-0.047	0.075	-0.033	-0.077	0.052	0.018	0.552
IMP.5	0.799	-0.034	0.004	-0.190	-0.224	-0.094	-0.090	-0.061	-0.103	-0.193
HCSS	0.114	-0.230	-0.134	-0.154	-0.001	-0.076	-0.010	-0.143	0.033	0.405
IMP+.	0.245	-0.037	0.040	-0.281	0.037	-0.208	-0.030	-0.063	0.026	0.028
IMP.1	0.280	0.065	0.148	-0.317	0.160	-0.084	0.030	0.027	-0.053	-0.106
IMP.2	0.200	0.043	0.109	0.073	0.134	0.070	0.017	-0.110	-0.054	-0.118
IMP.3	0.000	-0.114	0.059	-0.030	0.111	0.006	0.016	-0.034	0.052	-0.087
IMP.4	0.274	-0.034	0.173	0.010	0.064	0.001	-0.040	-0.048	0.053	0.002
IMP.5	-0.117	0.101	0.005	-0.095	-0.140	-0.163	-0.011	-0.012	0.133	0.089
OWSS	0.244	-0.402	0.127	0.040	-0.075	0.023	-0.017	-0.194	0.070	0.712
OWMP	0.067	0.027	-0.048	-0.157	0.049	-0.002	-0.002	-0.037	-0.114	0.084
OWPC	0.820	-0.107	0.103	-0.289	0.067	-0.012	0.084	-0.104	-0.081	0.051
OWPD	0.181	-0.124	0.249	-0.117	0.082	-0.062	0.114	-0.027	-0.174	0.123
OWPP	0.109	-0.059	-0.083	0.110	-0.074	0.142	0.030	0.031	-0.214	0.143
OWPQ	0.010	-0.007	-0.006	-0.110	-0.123	0.052	-0.029	-0.030	-0.005	-0.038
OWPQ	0.017	-0.000	-0.036	0.065	-0.000	-0.110	-0.007	0.001	-0.070	-0.114
OWPQ	0.004	-0.000	-0.004	0.027	0.006	-0.031	-0.012	-0.006	0.008	0.014
OWPQ	0.030	-0.004	-0.083	-0.170	-0.012	-0.054	0.081	0.050	-0.168	-0.011
OWPQ	0.083	-0.004	0.042	0.007	-0.007	0.102	0.046	-0.041	-0.303	0.071
OWPQ	-0.004	-0.007	-0.008	0.001	-0.001	-0.097	-0.108	-0.084	-0.104	-0.111
OWPQ	0.051	-0.141	-0.119	0.013	0.005	-0.015	-0.013	-0.003	0.000	0.000
OWPQ	0.150	-0.035	0.108	0.000	0.046	0.029	0.000	-0.001	0.068	0.013
OWPQ	0.047	-0.017	-0.019	-0.237	-0.187	-0.238	-0.004	-0.094	0.101	0.022
OWPQ	0.208	0.007	-0.044	-0.144	-0.147	-0.221	-0.004	-0.041	-0.181	0.051
MILG	-0.101	-0.244	0.000	-0.068	0.040	-0.087	0.100	0.050	-0.103	-0.085
OWPQ	0.223	-0.273	-0.169	0.018	-0.050	-0.308	0.119	-0.551	0.003	0.081
OWPQ	0.120	0.037	0.141	0.089	0.112	-0.013	0.118	0.000	0.118	-0.057
OWPQ	0.260	-0.111	0.062	-0.778	0.001	-0.148	0.187	-0.085	-0.303	0.082

APPENDIX C

Distribution of Laboratory Properties

- Table 1 Quartile Distributions of FY 68 Data
- Table 2 Distribution of Army, Navy, and Air Force FY 68 Data
- Table 3 Distribution of FY 68 Data by Class of Activities
- Table 4 Distribution According to Maximum Percent Deviation
- Table 5 Distribution According to Maximum Percent Annual Change
- Table 6 Distribution of FY67-68-69 Averages by Quinquage:partiles
- Table 7 Distribution of FY67-68-69 Logarithmic Averages by Quinquage:partiles

INDEX	CODE	NUMBER OF LABORATORIES MAKING UP				% ACCOUNTED FOR BY		
		25%	50%	75%	100%	ARMY	NAVY	USAF
3	TAMIL	3	7	15	51	32(23)	37(18)	31(10)
4	TACIV	5	12	23	51	37(23)	54(18)	9(10)
5	MILBS	3	3	17	50	43(22)	14(18)	43(10)
6	CIVBS	5	12	23	51	39(23)	49(18)	12(10)
7	MILMS	2	6	14	49	25(22)	13(17)	62(10)
8	CIVMS	5	11	22	51	36(23)	50(18)	14(10)
9	MILPH	2	7	15	39	57(19)	11(10)	32(10)
10	CIVPH	3	8	17	50	40(23)	43(17)	17(10)
11	MILND	2	4	9	21	29(9)	67(11)	4(1)
12	CIVND	3	9	19	48	52(21)	38(18)	10(9)
13	TWGBD	3	7	16	50	30(23)	66(18)	4(9)
14	TCLAS	5	13	24	51	39(23)	51(18)	10(10)
15	TECHS	4	11	21	51	40(23)	47(18)	13(10)
16	CIVSV	5	13	23	51	46(23)	42(18)	12(10)
17	MILSV	2	4	11	45	39(19)	34(16)	27(10)
18	MILST							
19	OWNED	1	1	1	44	2(18)	93(17)	5(9)
20	LEASD	1	2	4	20	25(5)	68(11)	7(4)
21	RPRØP	2	7	17	49	28(21)	56(18)	16(10)
22	EQUIP	4	10	20	50	33(22)	39(18)	28(10)
23	LSPAC	4	10	20	51	39(23)	42(18)	19(10)
24	ASPAC	4	10	20	51	50(23)	40(18)	10(10)
25	ØSPAC	1	5	13	49	24(21)	72(18)	4(10)
27	SEQIP	3	9	19	49	27(22)	42(18)	31(9)
28	SEQNP	2	7	15	41	32(19)	57(16)	11(6)
29	SEQPR	3	6	14	47	33(21)	51(17)	16(9)
31	IHR+D	4	9	21	51	39(23)	50(18)	11(10)
32	ØHR+D	3	8	17	50	41(22)	21(18)	38(10)
33	IHPRI	2	6	12	37	38(18)	62(18)	0(1)
34	ØHPRI	2	4	7	31	37(13)	51(15)	12(3)
35	IHØ+M	3	7	13	41	40(19)	60(18)	0(4)
36	ØHØ+M	2	4	9	23	29(10)	47(15)	24(3)
37	MILCN	1	2	3	11	5(4)	51(5)	44(2)
38	MILPA	3	6	13	40	33(18)	46(18)	21(4)
39	IHØMA	2	4	7	25	25(8)	75(17)	0(0)

TABLE 1A

TABLE 2A

INDEX	CODE	DØD RDT+E ACTIVITIES	79 DØD LABS	51 DØD LABS	ØTHER LABS
3	TAMIL	34983	9160	6514	2646
4	TACIV	93277	62108	58857	3251
5	MILBS	3580	1684	1478	206
6	CIVBS	18519	15399	14976	423
7	MILMS	1487	900	704	196
8	CIVMS	4961	4483	4171	312
9	MILPH	1101	879	330	549
10	CIVPH	2298	2212	1815	397
11	MILND	791	198	129	69
12	CIVND	1885	1437	1272	165
13	TWGBD	24378	12676	12236	440
14	TCLAS	68650	49283	46472	2811
15	TECHS	18981	11498	10015	1483
16	CIVSV	5305	4405	4124	391
17	MILSV	2935	849	588	261
18	MILST	0	0	0	0
19	ØWNED	4702895	1220848	1220662	186
20	LEASD	524058	13535	13481	54
21	RPRØP	3156232	1133058	1082698	50360
22	EQUIP	3684921	1085813	1014271	71542
23	LSPAC	31874	22037	20351	1686
24	ASPAC	12280	4342	4003	339
25	ØSPAC	59834	18669	16552	2117
27	SEQIP	1558222	522959	495822	27137
28	SEQNP	39465	18523	14531	3992
29	SEQPR	133973	56662	52512	4150
31	IHR+D	1328767	927479	871486	55993
32	ØHR+D	1207890	860089	848080	12009
33	IHPRØ	148700	110762	110762	0
34	ØHPRØ	384726	369370	369276	94
35	IHØ+M	84624	66868	64170	2698
36	ØHØ+M	35694	31013	31013	0
37	MILCN	53728	21680	21320	360
38	MILPA	242721	60939	38436	22503
39	IHØMA	73926	48017	47321	696

TABLE 3A

INDEX	CODE	NUMBER OF LABORATORIES MAKING UP				% ACCOUNTED FOR BY		
		25%	50%	75%	100%	ARMY	NAVY	USAF
40	ØHØMA	1	3	7	20	6(4)	63(13)	31(3)
41	HØUSE	4	11	21	48	33(21)	59(18)	8(9)
42	IH6.1	2	5	13	46	33(21)	41(18)	26(7)
43	IH6.2	4	10	21	49	36(22)	45(18)	19(9)
44	IH6.3	2	6	12	38	40(17)	59(17)	1(4)
45	IH6.4	2	4	8	38	44(17)	55(16)	1(5)
46	IH6.5	2	5	11	40	56(19)	43(18)	1(3)
47	IH6.6	2	5	10	30	37(14)	63(13)	0(3)
48	IHMPE	3	7	13	40	45(20)	52(15)	3(5)
49	ØH6.1	2	3	6	39	22(16)	9(14)	69(9)
50	ØH6.2	2	4	10	47	22(20)	13(18)	65(9)
51	ØH6.3	1	4	10	38	47(15)	24(15)	29(8)
52	ØH6.4	2	4	8	35	57(16)	24(13)	19(6)
53	ØH6.5	2	4	8	33	33(12)	35(16)	32(5)
54	ØH6.6	2	5	9	25	50(10)	41(12)	9(3)
55	ØHMPE	1	3	7	38	60(18)	25(15)	15(5)
56	DEPRD	4	10	22	51	40(23)	36(18)	24(10)
57	ØTHRD	2	4	10	39	46(19)	28(13)	26(7)
58	NØNRD	1	1	3	23	22(13)	70(6)	8(4)
59	DEPPR	2	4	8	37	40(16)	50(18)	10(3)
60	ØTHPR	1	2	3	8	17(5)	83(3)	0(0)
61	NØNPR	-	-	-	-	-	-	-
62	DEPØM	3	7	14	42	37(19)	55(18)	8(5)
63	ØTHØM	1	1	1	5	24(4)	76(1)	0(0)
64	DEPMS	3	7	13	39	23(15)	59(18)	18(6)
65	ØTHMS	1	1	3	16	14(5)	60(9)	26(2)
66	NØNMS	2	3	5	20	15(7)	80(11)	5(2)
67	PATNT	3	8	17	48	44(20)	47(18)	9(10)
68	PAPER	4	9	19	50	33(23)	43(17)	24(10)
69	RPRTS	4	9	19	51	33(23)	55(18)	12(10)
70	CIVGS	2	7	16	49	25(21)	62(18)	13(10)
71	MILGS	2	5	11	34	19(12)	12(12)	69(10)
72	CFTGS	4	10	19	44	39(19)	43(17)	18(8)
73	MFTGS	1	2	3	5	8(1)	0(0)	92(4)
74	MEETS	4	10	22	51	30(23)	47(18)	23(10)

TABLE 1B

TABLE 2B

INDEX	CODE	DOD RDT+E ACTIVITIES	79 DOD LABS	51 DOD LABS	OTHER LABS
40	ØHØMA	26531	17556	17541	15
41	HØUSE	621790	316741	306159	10582
42	IH6.1	138864	133419	122127	11292
43	IH6.2	363881	344633	317710	26923
44	IH6.3	117545	111727	105188	6539
45	IH6.4	124957	107915	106830	1085
46	IH6.5	364854	70784	65536	5248
47	IH6.6	132408	93610	93610	0
48	IHMPE	86258	65084	60183	4901
49	ØH6.1	51213	50438	49350	1088
50	ØH6.2	279227	271653	263588	8062
51	ØH6.3	201172	198946	198402	544
52	ØH6.4	157757	150705	149874	831
53	ØH6.5	322418	28798	28771	27
54	ØH6.6	78477	75080	75080	0
55	ØHMPE	117626	85160	83708	1452
56	DEPRD	2309497	1615774	1553509	62265
57	ØTHRD	160063	150810	148973	1837
58	NØNRD	67097	20984	17084	3900
59	DEPPR	482742	430215	430121	94
60	ØTHPR	50684	49917	49917	0
61	NØNPR	0	0	0	0
62	DEPØM	118036	95598	92901	2697
63	ØTHØM	2282	2282	2282	0
64	DEPMS	317179	112402	99081	13321
65	ØTHMS	71959	30766	20534	10232
66	NØNMS	7768	5024	5003	21
67	PATNI	1223	1124	1088	36
68	PAPER	4181	3948	2764	1184
69	RPRTS	11924	8306	7240	1066
70	CIVGS	5148	4354	4161	193
71	MILGS	972	336	291	45
72	CFTGS	476	395	376	19
73	MFTGS	83	45	25	20
74	MEETS	12015	10689	8498	2191

TABLE 3B

INDEX	CODE	NUMBER OF LABORATORIES MAKING UP				% ACCOUNTED FOR BY		
		25%	50%	75%	100%	ARMY	NAVY	USAF
75	MPRØF	3	8	18	51	39(23)	16(18)	45(10)
76	CPRØF	5	13	24	51	39(23)	48(18)	13(10)
77	TPRØF	5	13	25	51	39(23)	45(18)	16(10)
78	TBACH	5	13	24	51	39(23)	46(18)	15(10)
79	TMAST	5	13	24	51	35(23)	45(18)	20(10)
80	TPHDS	3	8	18	50	43(23)	38(17)	19(10)
81	TAPER	5	12	24	51	37(23)	52(18)	11(10)
82	TSPAC	3	10	20	51	34(23)	54(18)	12(10)
83	TR+DØ	4	10	22	51	40(23)	36(18)	24(10)
84	TPRØS	2	4	8	39	37(18)	54(18)	9(3)
85	TØ+MØ	3	7	14	42	37(19)	55(18)	8(5)
86	TPGMØ	5	11	22	51	38(23)	42(18)	20(10)
87	TIHØ	4	10	22	51	38(23)	52(18)	10(10)
88	IH1-2	4	10	21	50	35(22)	44(18)	21(10)
89	IH1-3	3	10	21	51	36(23)	47(18)	17(10)
90	IH1-4	3	9	20	51	37(23)	48(18)	15(10)
91	ØH1-2	2	5	11	48	22(20)	12(16)	66(10)
92	ØH1-3	2	5	13	49	32(21)	16(18)	52(10)
93	ØH1-4	2	6	15	49	38(21)	18(18)	44(10)
94	TDEPØ	5	11	23	51	39(23)	41(18)	20(10)
95	TØDØD	2	4	9	45	36(21)	44(16)	20(8)
96	TNDØD	1	1	7	35	20(16)	72(13)	8(6)
97	T6.1Ø	2	5	12	48	30(21)	31(18)	39(9)
98	T6.2Ø	4	9	19	49	30(22)	40(18)	40(9)
99	T6.3Ø	1	5	13	42	45(17)	36(17)	19(8)
100	T6.4Ø	2	5	9	39	52(17)	37(16)	11(6)
101	T6.5Ø	2	7	14	43	49(19)	40(18)	11(6)
102	T6.6Ø	2	6	12	30	43(14)	53(13)	4(3)
103	T61-2	4	10	20	50	30(22)	30(18)	40(10)
104	T61-3	3	9	20	51	34(23)	32(18)	34(10)
105	T61-4	4	10	21	51	38(23)	33(18)	29(10)
106	TØHØ	4	9	17	50	39(22)	31(18)	30(10)
107	ACRES	1	1	1	48	3(20)	92(18)	5(10)
108	SEQAS	3	7	17	49	33(22)	52(18)	15(9)
109	TØTND	3	9	19	48	50(21)	41(18)	9(9)

TABLE 1C

TABLE 2C

INDEX	CODE	DOD RDT+E ACTIVITIES	79 DOD LABS	51 DOD LABS	OTHER LABS
75	MPRØF	6959	3661	2641	1020
76	CPRØF	27663	23531	22234	1297
77	TPRØF	34622	27192	24875	2317
78	TBACH	22099	17083	16454	629
79	TMAST	6448	5383	4875	508
80	TPHDS	3399	3091	2145	946
81	TAPER	128260	71268	65371	5897
82	TSPAC	103988	45048	40906	4142
83	TR+D\$	2536657	1787568	1719566	68002
84	TPRØ\$	533426	480132	480038	94
85	TØ+M\$	120318	97881	95183	2698
86	TPCM\$	3587307	2513773	2419406	94367
87	TIH\$	1697241	1235746	1153496	82250
88	IH1-2	502745	478053	439637	38216
89	IH1-3	620290	589780	545025	44755
90	IH1-4	745247	697695	651855	45840
91	ØH1-2	330440	322089	312938	
92	ØH1-3	531612	521035	511340	9695
93	ØH1-4	689369	671740	661214	10526
94	TDEP\$	3227454	2256731	2178333	78398
95	TØDØD	284988	233774	221706	12068
96	TNDØD	74865	26008	22087	3921
97	T6.1\$	190077	183858	171477	12381
98	T6.2\$	643108	616284	581298	34986
99	T6.3\$	318717	310674	303590	7084
100	T6.4\$	282714	258621	256704	1917
101	T6.5\$	687272	99583	94307	5276
102	T6.6\$	210885	168591	168692	0
103	T61-2	833185	800141	752775	47366
104	T61-3	1151902	1110814	1056365	54449
105	T61-4	1434616	1369434	1313069	56365
106	TØH\$	1889798	1278028	1265910	12118
107	ACRES	5226953	1234383	1234143	240
108	SEQAS	173438	75185	67043	8142
109	TØTND	2676	1635	1401	234

TABLE 3C

DISTRIBUTION OF DATA BASE ELEMENTS
 ACCORDING TO MAXIMUM PERCENT DEVIATION
 (A=0-10, B=10-25, C=25-50, D=50-200)

INDEX	CODE	ARMY				NAVY				AIR FORCE			
		A	B	C	D	A	B	C	D	A	B	C	D
3	TAMIL	11	3	8	1	6	8	3	0	9	1	0	0
4	TACIV	17	3	3	0	17	0	0	0	10	0	0	0
5	MILBS	1	5	7	9	1	3	7	5	3	4	2	1
6	CIVBS	13	5	4	1	11	5	0	0	5	4	1	0
7	MILMS	0	5	5	12	0	3	9	5	2	5	3	0
8	CIVMS	9	10	4	1	7	9	1	0	2	2	4	2
9	MILPH	2	4	3	8	1	2	1	5	2	1	7	0
10	CIVPH	6	10	4	3	7	4	5	0	2	5	2	1
11	MILND	1	0	0	13	0	0	2	9	0	0	0	5
12	CIVND	5	5	7	4	7	4	3	3	0	3	1	5
13	WGARD	9	11	1	2	7	7	2	1	5	3	1	0
14	CLASS	17	4	4	0	16	1	0	0	9	1	0	0
15	TECHS	4	7	7	5	6	7	4	0	3	0	3	4
16	CIVSV	8	7	5	3	3	7	6	1	2	3	3	2
17	MILSV	4	0	0	15	0	3	5	3	0	3	4	3
18	MILST	0	0	0	11	0	0	0	15	0	0	0	8
19	OWNED	13	0	1	4	13	0	1	2	7	1	0	1
20	LEASD	2	0	0	6	6	0	0	5	4	0	0	1
21	RPROP	9	6	3	4	13	3	0	1	5	3	1	0
22	EQUIP	7	6	4	6	10	5	2	0	4	3	1	2
23	LSPAC	10	10	0	3	6	3	5	2	9	0	1	0
24	ASPAC	9	3	8	3	7	2	5	2	8	0	1	1
25	OSPAC	7	2	2	10	6	4	3	4	7	1	0	2
27	SEQIP	0	0	0	22	0	0	0	17	0	0	0	10
28	SEQNR	0	0	0	20	0	0	0	15	0	0	0	9
29	SEQPR	0	0	0	22	0	0	0	15	0	0	0	10
31	IHR+D	10	9	4	0	6	9	2	0	3	3	2	2
32	OHR+D	1	5	13	3	1	9	4	3	1	4	4	1
33	IHPRO	0	4	4	10	1	4	2	10	0	0	1	1
34	OHPPO	0	4	0	12	1	3	2	10	0	1	1	2
35	IHO+M	3	1	5	11	1	0	6	10	1	0	0	3
36	OHO+M	0	2	3	11	1	0	2	13	1	0	0	2
37	MILCN	0	0	1	5	0	0	0	11	0	0	0	5
38	MILPA	2	3	3	12	5	5	4	2	3	1	0	0
39	IHOMA	0	0	1	12	1	2	0	13	0	0	0	3

TABLE 4A

DISTRIBUTION OF DATA BASE ELEMENTS
 ACCORDING TO MAXIMUM PERCENT ANNUAL CHANGE
 (A=0-20, B=20-50, C=50-100, D=100-300)

INDEX	CODE	ARMY				NAVY				AIR FORCE			
		A	B	C	D	A	B	C	D	A	B	C	D
3	TAMIL	11	4	7	1	10	5	2	0	9	0	1	0
4	TACIV	18	3	2	0	17	0	0	0	10	0	0	0
5	MILRS	1	4	8	9	2	3	6	5	3	5	1	1
6	CIVRS	14	6	2	1	16	1	0	0	7	1	1	1
7	MILMS	2	4	5	10	0	6	6	5	4	3	3	0
8	CIVMS	11	7	3	2	11	5	1	0	2	3	1	4
9	MILPH	3	4	3	7	2	2	1	5	1	4	3	2
10	CIVPH	10	9	1	3	10	3	3	1	2	7	0	1
11	MILND	1	0	0	13	0	0	3	7	0	0	0	5
12	CIVND	8	4	2	7	9	4	1	3	0	2	2	6
13	WGBRD	10	11	0	2	10	4	2	1	5	3	0	0
14	CLASS	17	3	3	0	16	1	0	0	9	1	0	0
15	TECHS	5	5	5	7	9	5	3	0	3	0	4	3
16	CIVSV	10	4	4	5	5	5	5	2	3	3	2	2
17	MILSV	4	0	3	12	0	5	3	9	0	4	3	3
18	MILST	0	0	0	11	0	0	0	15	0	0	0	8
19	OWNED	13	0	0	5	13	0	0	3	7	1	0	1
20	LEASD	2	0	0	6	6	0	0	5	4	0	0	1
21	RPROP	9	6	3	4	14	1	1	1	7	2	0	1
22	EQUIP	10	3	5	5	11	5	1	0	5	2	2	1
23	LSPAC	12	7	1	3	7	3	4	3	9	0	1	0
24	ASPAC	10	2	4	7	8	2	5	2	8	0	1	1
25	OSPAC	7	4	0	10	6	4	3	4	8	0	0	2
27	SEQIP	0	0	0	22	0	0	0	17	0	0	0	10
28	SEQNR	0	0	0	20	0	0	0	15	0	0	0	9
29	SEQPR	0	0	0	22	0	0	0	16	0	0	0	10
31	IHR+D	12	9	2	0	11	5	1	0	4	3	1	2
32	OHR+D	1	7	8	6	2	8	2	5	2	4	3	1
33	IHPRO	0	4	3	11	1	4	0	12	0	1	0	1
34	OHPPD	1	1	2	12	1	3	2	10	0	1	1	2
35	IHO+M	3	1	5	11	1	0	7	9	1	0	0	3
36	OHO+M	0	3	2	11	1	0	2	13	1	0	0	2
37	MILCN	0	0	1	5	0	0	0	11	0	0	0	5
38	MILPA	2	4	2	12	5	8	2	2	4	0	0	0
39	IHOMA	0	0	2	11	1	0	3	12	0	0	0	3

TABLE 5A

DISTRIBUTION OF DATA BASE ELEMENTS
 ACCORDING TO MAXIMUM PERCENT DEVIATION
 (A=0-10, B=10-25, C=25-50, D=50-200)

INDEX	CODE	ARMY				NAVY				AIR FORCE			
		A	B	C	D	A	B	C	D	A	B	C	D
40	OHOMA	0	0	0	9	0	0	2	12	1	0	1	4
41	HOUSE	7	3	6	6	10	3	4	3	1	1	1	6
42	IH6.1	7	6	7	2	3	9	3	2	2	2	1	3
43	IH6.2	6	10	5	0	6	5	3	2	2	3	2	2
44	IH6.3	0	3	6	8	2	2	5	7	0	0	1	5
45	IH6.4	0	2	8	9	1	4	6	4	1	0	0	4
46	IH6.5	5	3	2	10	0	3	7	7	0	0	1	3
47	IH6.6	0	1	1	13	2	5	3	1	0	0	0	3
48	IHMPE	1	2	5	13	1	3	1	10	0	0	0	8
49	OH6.1	1	2	2	14	0	0	2	14	2	4	3	1
50	OH6.2	0	6	6	8	0	3	7	7	1	2	5	1
51	OH6.3	0	0	6	9	2	0	4	10	0	3	0	5
52	OH6.4	2	2	3	10	0	0	3	12	0	1	1	5
53	OH6.5	0	2	2	13	0	1	7	7	1	0	1	4
54	OH6.6	0	2	0	9	0	1	4	7	0	0	0	4
55	OHMPE	0	2	1	17	0	1	0	14	0	0	2	6
56	DEPRD	7	8	7	1	6	8	3	0	2	4	3	1
57	OTHRD	0	3	4	14	0	1	3	9	0	1	1	7
58	NONRD	0	2	2	13	0	1	2	4	0	0	1	6
59	DEPPR	2	4	5	7	1	2	4	10	0	1	1	2
60	OTHRP	0	0	0	8	0	1	1	3	0	0	0	0
61	NONPR	0	0	0	0	0	0	0	0	0	0	0	0
62	DEPOM	3	5	3	10	1	0	5	11	2	0	0	3
63	OTHOM	0	0	0	5	0	0	0	4	0	0	0	0
64	DEPMS	1	2	1	15	0	1	2	14	0	1	0	7
65	OTHMS	0	0	1	9	0	0	0	13	0	0	1	4
66	NONMS	1	1	0	7	0	2	2	9	0	0	0	3
67	PATNT	7	5	4	4	9	6	1	1	1	4	4	1
68	PAPER	5	8	6	4	6	4	3	3	2	4	3	1
69	RPRTS	8	9	5	0	7	6	2	2	2	4	3	1
70	CIVGS	8	3	5	5	8	4	4	1	4	4	0	2
71	MILGS	2	0	4	12	4	0	2	7	0	5	2	2
72	CFTGS	5	5	6	2	9	4	0	4	3	3	2	2
73	MFTGS	0	0	0	1	0	0	0	0	0	0	0	3
74	MEETS	8	6	7	2	11	3	1	2	4	3	2	1

TABLE 4B

DISTRIBUTION OF DATA BASE ELEMENTS
 ACCORDING TO MAXIMUM PERCENT ANNUAL CHANGE
 (A=0-20, B=20-50, C=50-100, D=100-00)

INDEX	CODE	ARMY				NAVY				AIR FORCE			
		A	B	C	D	A	B	C	D	A	B	C	D
40	OHOMA	0	0	0	9	0	0	2	12	1	0	0	5
41	HOUSE	3	3	2	9	12	1	4	0	1	2	0	5
42	IH6.1	8	4	6	4	5	10	0	2	4	0	1	3
43	IH6.2	8	9	4	1	8	6	1	2	2	3	2	2
44	IH6.3	0	4	4	9	3	2	4	7	0	1	0	5
45	IH6.4	0	3	5	11	1	4	5	5	1	0	0	4
46	IH6.5	6	2	1	11	0	3	6	9	0	1	0	3
47	IH6.6	0	1	1	13	3	5	2	2	0	0	0	3
48	IHMPE	1	1	5	13	2	2	1	10	0	0	0	8
49	OH6.1	1	2	1	15	0	0	1	15	2	4	3	1
50	OH6.2	1	2	9	8	0	3	5	9	1	4	2	2
51	OH6.3	0	2	4	9	2	0	2	12	1	2	0	6
52	OH6.4	2	2	4	9	0	1	2	12	1	0	0	6
53	OH6.5	0	2	1	14	1	0	6	8	1	0	1	4
54	OH6.6	0	2	0	9	0	1	2	9	0	0	0	4
55	OHMPE	0	2	0	18	0	1	0	14	0	0	2	6
56	DEPRD	3	9	5	1	8	7	2	0	3	3	4	0
57	OTHRD	0	4	3	14	0	2	2	9	0	1	1	7
58	NONRD	0	2	2	13	0	1	2	4	0	0	0	7
59	DEPPR	2	4	2	10	2	2	1	11	0	1	1	2
60	OTHPR	0	0	0	8	0	1	0	4	0	0	0	0
61	NONPR	0	0	0	0	0	0	0	0	0	0	0	0
62	DEPOM	3	5	3	10	1	0	4	12	2	0	0	3
63	OTHOM	0	0	0	5	0	0	0	4	0	0	0	0
64	DEPMS	1	2	1	15	0	1	1	15	1	0	0	7
65	OTHMS	0	0	1	9	0	0	0	13	0	0	1	4
66	NONMS	1	1	0	7	0	2	2	8	0	0	0	3
67	PATNT	9	3	4	4	8	5	2	2	1	5	1	3
68	PAPER	7	6	6	4	6	4	0	6	1	2	4	3
69	PPRTS	8	10	4	1	6	6	2	3	2	2	3	3
70	CIVGS	8	2	1	11	9	3	2	3	4	3	1	2
71	MILGS	2	0	4	12	4	1	1	7	0	5	2	3
72	CFTGS	6	7	1	5	8	4	1	4	5	2	1	2
73	MFTGS	0	0	0	1	0	0	0	0	0	0	0	3
74	MFETS	8	4	7	4	9	5	0	3	3	4	2	1

TABLE 5B

DISTRIBUTION OF DATA BASE ELEMENTS
 ACCORDING TO MAXIMUM PERCENT DEVIATION
 (A=0-10, B=10-25, C=25-50, D=50-200)

INDEX	CODE	ARMY				NAVY				AIR FORCE			
		A	B	C	D	A	B	C	D	A	B	C	D
75	MPROF	2	8	5	7	2	5	10	0	7	3	0	0
76	CPROF	11	10	2	0	13	4	0	0	6	3	1	0
77	TPROF	11	8	4	0	13	4	0	0	6	3	1	0
78	TBACH	13	6	3	1	11	6	0	0	6	2	2	0
79	TMAST	7	11	3	2	6	10	1	0	4	5	1	0
80	TPHDS	6	9	5	3	7	4	5	0	3	3	4	0
81	TAPER	17	3	3	0	17	0	0	0	10	0	0	0
82	TSPAC	11	5	5	2	11	4	2	0	10	0	0	0
83	TR+D\$	7	8	8	0	7	7	3	0	1	5	3	1
84	TPRO\$	1	4	5	8	1	3	3	10	0	1	1	2
85	TO+M\$	3	4	3	11	0	1	6	10	2	0	0	3
86	TPGM\$	6	11	4	2	6	9	2	0	1	5	3	1
87	TIH\$	9	7	4	3	5	10	2	0	3	2	2	3
88	IH1-2	7	12	3	0	8	4	3	2	3	4	1	2
89	IH1-3	4	17	2	0	7	8	0	2	3	3	2	2
90	IH1-4	6	14	3	0	5	9	1	2	3	3	2	2
91	OH1-2	0	8	7	5	0	2	8	7	2	3	5	0
92	OH1-3	0	7	7	7	0	8	4	5	2	4	3	1
93	OH1-4	0	4	12	5	0	6	5	5	1	5	4	0
94	TDEP\$	6	9	8	0	8	7	1	1	3	3	3	1
95	TODOD	0	1	5	17	1	0	4	11	0	1	2	7
96	TNDOD	0	3	4	13	0	2	3	9	0	0	1	7
97	T6.1\$	6	5	4	7	7	6	2	2	3	3	3	1
98	T6.2\$	5	9	8	0	7	6	3	1	1	5	2	1
99	T6.3\$	0	2	9	6	3	1	5	9	0	3	0	5
100	T6.4\$	2	5	5	7	0	4	5	7	0	1	1	5
101	T6.5\$	6	2	3	10	1	5	8	3	1	0	2	4
102	T6.6\$	0	0	4	11	0	6	5	2	0	0	0	4
103	T61-2	7	10	5	0	8	6	2	1	2	5	3	0
104	T61-3	4	12	7	0	8	8	1	0	3	3	4	0
105	T61-4	7	9	7	0	7	8	2	0	2	4	4	0
106	TOH\$	3	3	12	4	4	6	3	4	1	5	3	1
107	ACRES	14	2	0	4	15	0	0	2	8	1	0	1
108	SEQAS	0	0	0	22	0	0	0	17	0	0	0	10
109	TOTND	6	2	7	6	5	6	3	3	0	1	3	6

TABLE 4C

DISTRIBUTION OF DATA BASE ELEMENTS
 ACCORDING TO MAXIMUM PERCENT ANNUAL CHANGE
 (A=0-20, B=20-50, C=50-100, D=100-00)

INDEX	CODE	ARMY				NAVY				AIR FORCE			
		A	B	C	D	A	B	C	D	A	B	C	D
75	MPROF	3	7	6	7	5	5	4	3	7	2	1	0
76	CPROF	15	5	3	0	16	1	0	0	7	2	0	1
77	TPROF	12	7	4	0	16	1	0	0	7	2	0	1
78	TRACH	14	4	4	1	16	1	0	0	6	2	1	1
79	TMAST	9	9	3	2	11	5	1	0	4	4	1	1
80	TPHDS	9	9	2	3	9	6	1	0	3	5	1	1
81	TAPER	18	3	2	0	17	0	0	0	10	0	0	0
82	TSPAC	13	3	5	2	11	5	0	1	10	0	0	0
83	TR+DS	9	8	6	0	8	8	1	0	2	4	4	0
84	TPROS	2	3	1	12	1	5	0	11	0	1	1	2
85	TO+MS	3	4	4	10	0	2	4	11	2	0	0	3
86	TPGMS	7	8	7	1	7	9	0	1	2	4	4	0
87	TIHS	10	9	3	1	6	11	0	0	3	3	1	3
88	IH1-2	10	9	3	0	10	4	1	2	5	1	2	2
89	IH1-3	7	14	1	1	10	5	0	2	5	1	2	2
90	IH1-4	9	11	2	1	8	6	1	2	5	1	2	2
91	OH1-2	1	7	5	7	0	2	7	9	2	4	2	2
92	OH1-3	0	6	9	7	1	6	4	6	3	3	1	3
93	OH1-4	2	4	8	7	0	5	6	6	3	4	1	2
94	TDEPS	9	9	5	0	7	9	0	1	3	3	4	0
95	TCDDO	0	2	5	16	1	1	2	12	0	1	1	8
96	TNDOD	1	2	3	14	0	2	2	9	0	0	0	8
97	T6.1S	7	4	3	8	7	6	3	1	4	2	3	1
98	T6.2S	7	9	5	1	9	4	3	1	1	6	1	1
99	T6.3S	0	3	4	10	3	2	2	10	0	3	0	6
100	T6.4S	2	5	4	8	0	4	6	6	0	2	0	5
101	T6.5S	6	2	2	11	1	7	7	2	1	1	1	4
102	T6.6S	0	1	3	11	2	4	4	3	0	0	0	4
103	T61-2	7	11	3	1	11	4	1	1	4	4	2	0
104	T61-3	4	14	4	1	12	4	1	0	5	1	4	0
105	T61-4	8	10	4	1	8	7	2	0	3	3	4	0
106	TOHS	3	6	6	7	6	4	2	5	2	3	4	1
107	ACRES	14	2	0	4	15	0	0	2	8	1	0	1
108	SEQAS	0	0	0	22	0	0	0	17	0	0	0	10
109	TOTND	7	1	3	10	6	7	1	3	0	2	2	6

TABLE 5C

DISTRIBUTION OF LABORATORY
 PROPERTIES (SKIP ZEROS)
 AVERAGE OF FY 67-68-69 DATA

CODE	LAB DENSITY
TAMTL	*A1583521 21 111 1 111 1 1 1 1*
TACIV	*5342422 1226225 1 1 121 1 2 1*
MILBS	*9764142331 12 1 2 1 1*
CIVPS	*62142312 4211 241221 1 1 1 1 111 1 1*
MILMS	*A463 4112112 1 1*
CIVMS	*3514223351 141 11212 2 1 1 1 1 1 1 1*
MILPH	*455115 3141 1 1 1 1 1*
CIVPH	*9A13532 322 1 1 2 2 1 1*
MILND	*923 44 1 31 1 1*
CIVND	*66523322 321141 22 1 2 1 1*
WGBRD	*A253 12 733 1 1 21 1 1 2 1 1*
CLASS	*51532421 34236111 11 1 1 1*
TECHS	*835 3 2211313313 2211 1 1 1 1*
CIVSV	*314324412 22 16312 11 1 1 11 1 1*
MILSV	*A61644 1 11111 1 11 1 1*
MILST	*A221 32 2 1 1 1 1*
OWNED	*A11 1*
LEASD	*A1112211 1 1 1*
RPROP	*A4A361231 2 111 1*
EQUIP	*44515133 32412 1321 1 1 11 1*
LSPAC	*46214455 1 12342 2 2 1 1 1 1*
ASPAC	*5257321231323 12 1 2 2 1 1 1*
CSFAC	*AA353 12112 1 1*
SEQIP	*73771146112 11 2 1 1 1 1*
SEQNF	*78561221112112 1 1 1 1*
SEGRF	*743331114 111 2 1 11 1 1 1 11*
IHR+E	*27533443 31222 2 1 1 1 1 1*
OHR+D	*A7452211121 2113 11 11 1 1*
IHPRO	*A52111222132 1 1 1 1 1*
OHPPG	*A51 1111 11 1 1 1 1 11*
IHC+M	*A227133 11 22 111 1 11 1*
CHG+M	*A52311221 11 11 1 1 1 1*
MILCN	*513 1111 1 1 21 1 1 2*
MILPA	*A544 11 1 1*
IHOMA	*9133221 11 11 211 1 1 1*

TABLE 6A

LOGARITHMIC DISTRIBUTION OF
LABORATORY PROPERTIES (SKIP ZEROS)
AVERAGE OF FY 67-68-69 DATA

LAB DENSITY

INDEX

1	1 1 21 11 3 1 131352242 12121 121 11 2	3
2	11 1 12 2 22 121 22 122625 11 13 1 2 1	4
4	1 1 3 3 4 1311122 1311331 3 1 2 1 1 1	5
2	11 1 11 1 1 23 1211 2 33 1124321111 121 2	6
5	3 7 3 5 3 312 12 221 13 12 1 1	7
1	1 1 121 1 11122 2 3252 1411323 111 111	8
6	5 5 1 1 3 3 141 1 1 1 1 11	9
2	2 1 2 1 1 2342 1 23222 21231 1 122 1 1	10
9	2 3 4 4 1 3 1 1 1	11
3	1 2 1 5 1 21111131 2 321 51 22 1 2 1 1	12
1	2 112 2 21 11 2 3 21 111364 1 1 31 131	13
11	1 11 1 22 4 1 331 1 342552 21 1 1 1	14
21	12 2 11 1 2 3 21 311112433132111 1 2	15
1	1 1 1 2 2122 224 2122 233112 111 2	16
6	8 5 1 1 15 2231 1 211 1 1 2 1 1	17
5	7 3 3 1 12 1 2111 21 1 1 1	18
1	22 2 12231213 1121352 3 1 1 1 1 1	19
2	1 111 1 11 1 111 1 1212 1 1 1 1	20
1	1 1 113 12 1 111112162234 2312 21 1	21
2	1 1 11112 3 1231 33 2352133 1 1 3	22
1	1 1 1 112 2 1 11 224 53 11452 22 11 11	23
1	1 1 1 1 11 1314132111132 5312 12211 1	24
1	111 1 2 1112 11112213322 2321 12131 1	25
1	1 1 1 1 11 2 1131244 1163221121 1 1 2	27
1	1 1 2 2 332122322 2121 313 1 1 2	28
1	1 1 11 111 1231121222211412132 111 2	29
1	1 2 2 212121111422221 41232 1 12 111	31
12	1 31 2 11232 13122 2 21 21223 22 1 1	32
2	2112 11 11 12 2 1 1 12 3241 11 1 11	33
1	11 1 12 1 1221312121 22 2 1 212	34
1	1 1 3 1 2 1 2 1243 42132 312 1	35
1	11 1 111 11 1 12 21121 12121 1121 11 1	36
1	1 1 1 1 1 1 2 11 11 113 11 2	37
1	1 2 31114 112 33 12132 22 11 1 1	38
1	2 21 1 1 1 1 3 3121111 222 1 11	39

TABLE 7A

DISTRIBUTION OF LABORATORY
 PROPERTIES (SKIP ZEROS)
 AVERAGE OF FY 67-68-69 DATA

CODE	LAB DENSITY
CHOMA	*A331123 1 1 2 1 1*
HOUSE	*53443612424 122 1 1 11 1*
IH6.1	*A952251212 2 1 1 1*
IH6.2	*532425253 32 2 1111 1 11 1 1 1*
IH6.3	*943812 2 2 11 211 1 1*
IH6.4	*A43133 1 12 11 1 1 1 1 1 1 1*
IH6.5	*A55512111 12 11 1 1*
IH6.6	*922 11 12 11 1 11 21 11 1*
IHMPE	*8023142 1122 1 22 1 1 1 1 1 1*
OH6.1	*A633121 1 1 1 1 1 1 1 1*
CH6.2	*A706 212 11 11 11 1 1 1*
CH6.3	*A92 12 313 12 1 1 1 1*
CH6.4	*A22 331 21 1 1 2 1 1*
CH6.5	*AA121 11 1 1 112 2 1 1 1 1*
CH6.6	*4231 212 11 2 1111 1 1 2*
OHMPE	*A451312 1 1*
DEPRD	*57103452314 1 3 2 21 1 1*
OTHRD	*A542221 12 2 11 1 1*
NONRD	*A532 1 1 1*
DEPPP	*A634121 3 1 1 1 111 1 1*
CTHPR	*5 21 11 1 1 1*
NCNPR	* 1*
DEPOY	*A51431221 21 1 2 1 1 1 11 1 1 1*
CTHOM	*5 1 1 1 1*
DEPMS	*A324314311 2 3 1 1*
CTHMS	*A221 12 1 2 1 1 1*
NCNMS	*54321 3 1 1 1 1 1*
PATNT	*95334 3 32 1 2211 2 111 1 11*
PAPER	*2755544 412111 2 1 12 1*
RPRTS	*42452312 2 421 2 122 11 12 1 1 11 2*
CIVGS	*863412341122311 2 1 11 1*
MILGS	*A64 62 2 1 1 1 121 1 1 2*
CFTGS	*A43462251 211 1 1 1 1 1*
MFTGS	*1 1 2*
MEETS	*8655504 211 122 1*

TABLE 6B
 C-15

LOGARITHMIC DISTRIBUTION OF
LABORATORY PROPERTIES (SKIP ZEROS)
AVERAGE OF FY 67-68-69 DATA

LAB DENSITY

INDEX

11	1 1	1 2	111 11	12 2	123 1 1	21	1	40	
1	1	2	1 111	2 23 2	34112424	521 1 2	1	41	
1	1 1		2 1	53 222213211122	4212 21		2	42	
1	1	2 1 1 1	11 1	221114	1432	322 22 1 2 11	1	43	
1		2 1 11 12		13	3 351 11 22	213	1 1	44	
12		1 2	211 12 21	3 1 1	213 1 3111	1 1 3		45	
1	1		1	2 25	112213233	21113 111	1	46	
1			11	1	111 1 1 1 12	11 3111141111		47	
1	1 11		3 1		1 231 1211 42	1231131121 11		48	
1		111 1	212		413312 2211211211 1 1	11 111		49	
1	1		1	1 3 1122122134	42	221 1122	11 1	50	
1		1	1 11	111 221132211	12 31321 1 1 1	1		51	
111			2 1	2 2 3 32 1	11 2	213112 11 2 1	1	52	
1	1 111		1 11	1 1 232 3 1 12		11 1 113211 1 1		53	
1			12		1 1111 1	2 11111	2 22 1 1 2	54	
1111	1 1	2 22 22	12 122111	2122 22 2	1		1	55	
1	1 2	1	2 1112	1 42213221225	22113	1	1	56	
1		1 1	11 11		312 113 21 23122211222	1	1	57	
1	1 11	1 1	1114111	13	2 213	11	1	58	
1	1	1 2 2	1 3	31 1114113	1121 11	3 2		59	
1			11 1	1	21	2 11	1	60	
*							*	61	
1			12		1 1 3 1 212	1133132212112311		62	
2	1		1			1	11	63	
1		1	221	3142	1	112221	2421 212	1 1	64
1	1	21	1 1 111 11 1	11 21	1 212 1 1	2		65	
1	1 1		2 111 1 1 2 21		21	11	112	66	
2		4 3 3	2 21 2131	212111	113112	21 12		67	
1		1	1112 21 32134324	232212 13		1		68	
1	1	1 1	2	2 222112212	2421 2421 3 222			69	
1	1	1 112	112 14	131 12251134122	2	11		70	
A		5	4	6 2 2	1 1	11211	1	2	71
c		4	4 3	4 2 4 225	1 211 111 1		1	72	
1						1	2	73	
11	1 11	12 21	1322121322532	211	41		1	74	

TABLE 7B
C-16

DISTRIBUTION OF LABORATORY
 PROPERTIES (SKIP ZEROS)
 AVERAGE OF FY 67-68-69 DATA

CODE

LAB DENSITY

MPROF	*64382153311 1 11 11	1								1*
CPROF	*414242 332 212524	3		11	1		i		1	1*
TPROF	*222323231221 2541111 31			1	11		1		1	1*
TBACH	*331322231 261 23122	11111				12	1			2*
TMAST	*2412 34314162 1212112	11		1	1	1	1		1	1*
TPHDS	*883426 52 2 1	211		11	1					1*
TAPEP	*52432331143143 111 12 1 1			1		1				1*
TSPAC	*935745321 411 1 2	1								1*
TR+D\$	*7354423244 111 3111			1						1*
TPRO\$	*A55231122 1 1 i			1			1		2	1*
TC+M\$	*A41531221 11 11 2 1	11	1	21						1*
TPGM\$	*524312341323111 1 231211	1		1					1	1*
TIH\$	*353551222213211141	2	1	1				11		1*
IH1-2	*4753631422 131 112 1			1						1*
IH1-3	*475164223 11113 12 1 1 1							1		1*
IH1-4	*4571464 113 1221 2 1 1			1		1			1	1*
OH1-2	*A75521212 11 111 11					1	1			1*
OH1-3	*A854131 312 1 22			1		1		1		1*
OH1-4	*A853 13311 132 11			1	1		1			1*
TDEP\$	*54134 413 52212 211 312 1							1		1*
T000	*A75323 111 111	3	2							1*
TN00	*A3522112									1*
T6.1\$	*A74332221 i 11	2				1				1*
T6.2\$	*5143262313213	1	1	31	1	1	1	1	1	1*
T6.3\$	*7A32155 21 11 1	2								1*
T6.4\$	*A4 33232 11 11	2								1*
T6.5\$	*A8333 4322 111 i 1									1*
T6.6\$	*74 111113 3 2 12 1 1						2			1*
T61-2	*433165 3211112 21 1 22 11			1		1		1	11	2*
T61-3	*5457132341 311 2 1 1 1 1 11						1			1*
T61-4	*673533422 231 2 1 21 2									1*
TOM\$	*7453413 2 111 122 2 2 1 1 1 1 1 1 1									1*
ACRES	*A11									1*
SFQAS	*763434231312 22 1 11 1						1			1*
TCTND	*364225 13411211 2122 1 11						1			1*

TABLE 6C

LOGARITHMIC DISTRIBUTION OF
LABORATORY PROPERTIES (SKIP ZEROS)
AVERAGE OF FY 67-68-69 DATA

LAB DENSITY

INDEX

1	1	31	214	213	23321	3242111112	1	1	75						
11		21	1	12112112	3	221	21265	3	21	1	76				
1	1		1	1	11	22	121131221	1651123	12	1	11	77			
1	1	1	1	12		1211	117121	243	3331	122	121	2	78		
1		1		121	1	11	3	241241612233	2	112	1	79			
5		1	1	21	341	2	113	224	52111	31	12	1	80		
2			12		1	1	113	21	13121	3424312	1211	11	1	81	
1		1	11	1	1	11	21	12243135	33	41112	1	1	82		
1	21	1	11	12	11132	2	13123	2432	21	51	1	1	83		
1		11	1	2		1	1114	11141	321121	11	1	13	84		
1			12		1	1	3	1	211	1233132113112311			85		
1	11	11		1	1	11	22	1	1	3213142212	1	4421	2	86	
1			11	12	11111	1212211112122322141	211	21					87		
1	1	1	1	22	3	3	22	13141	23112131	13	1	1	1	88	
1	1	1	1	1	3131131	1314211212	12	4121	1	1	11		89		
1	1	1	1	1	3	42211	51163	1	13	1412	11	1	1	2	90
1			11	212	122	2112312312	1	23	11	21	2	11	1	91	
1		1	112		3	2112321213	13	1222	122	1	1	2		92	
1		1		1	131	25	32	222111	1331124	2	11	11		93	
1	1	11	1		1111	1	3	3	1	4	31	5322121331	11	94	
1		1	1	1	11		1	112	211112222421221	3	3	32	1	95	
1	1		1	1	21	11331221	31	1	3	2212	13		1	96	
1					111	11	3342	3232124	223	12	2	11		97	
1	1	1	1	1	1		121111	143213	3213	11131	111	2		98	
11			111		1	1	212333	11	344	2111	1	2	1	99	
11		1			2321	211211	3	3	3133	2	2	2	1	100	
1		1				1	1	122	2314	2223	344	212	1	101	
1						1	11	2	1112	11	22232311	21		102	
1	1		2	11	1111	1	1523	321	122	211	42	1	113	103	
1	1	1	1	1	11	112214	31	3	4231	312111112	1	1		104	
1	1	1	11		2	1	1221	421	12324	2	33	2121	2	1	105
111			111		1	1	12	33121211211	2123	22112211				106	
1	2	13	122312	4		3323	423	1	1	1	1	1		107	
1			1		21115		13	13122313131222	1111	1	1			108	
1		2		3	21	22	11	2	23	1142122	1332	11	1	1	109

TABLE 7C

APPENDIX D

**95% Confidence Zones for
Correlations Between Peer Ratings
and Normalized Variables**

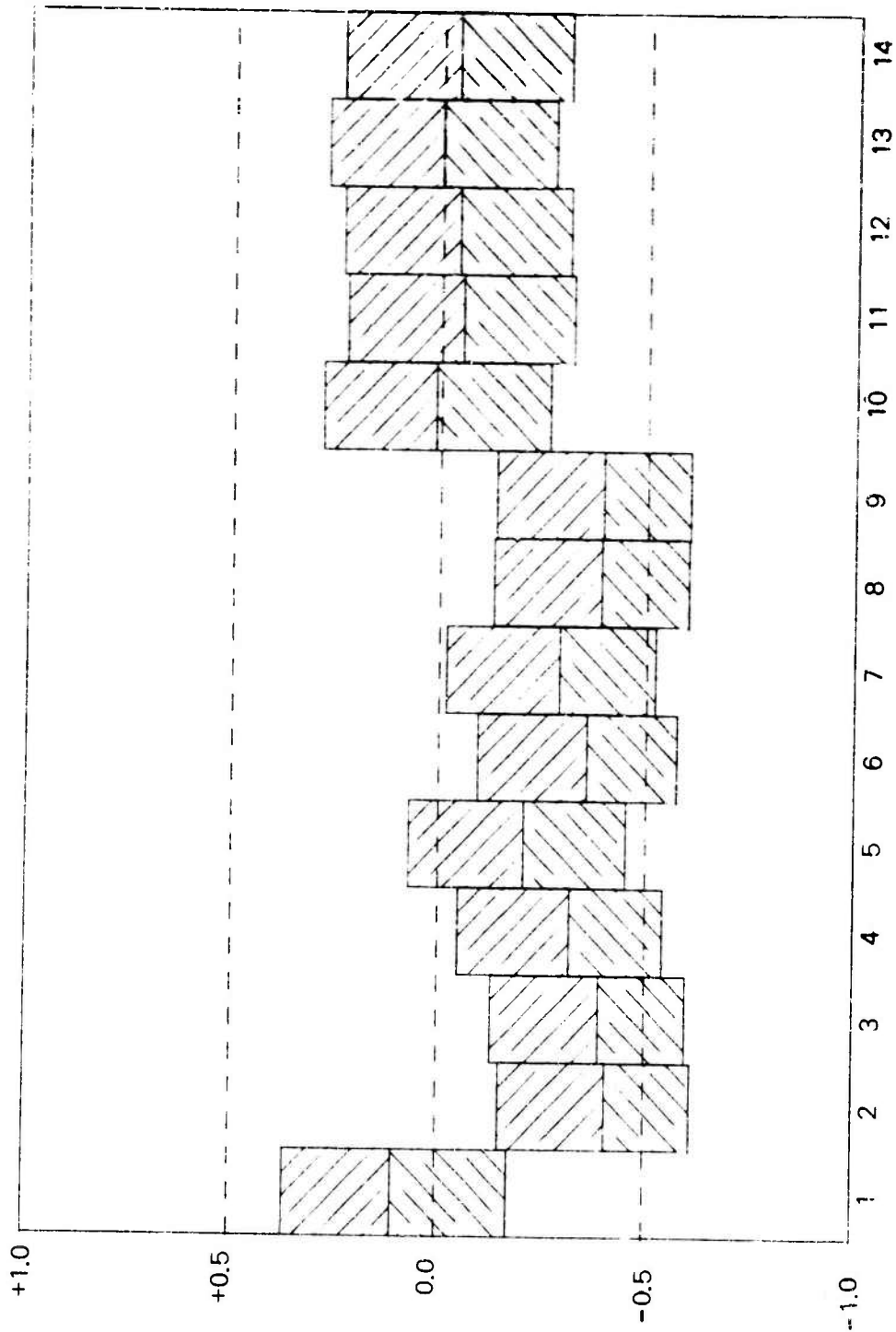
FY 68 Data

The charts shown in this appendix were prepared at the Harry Diamond Laboratories using data from fiscal year 1968. The numbers 1 - 14 on the horizontal axis of each chart indicate whether the data is unnormalized (factor number 1) or normalized by one of the normalizing variables listed below in the right-hand column (factor numbers 2 - 14).

CHARTS

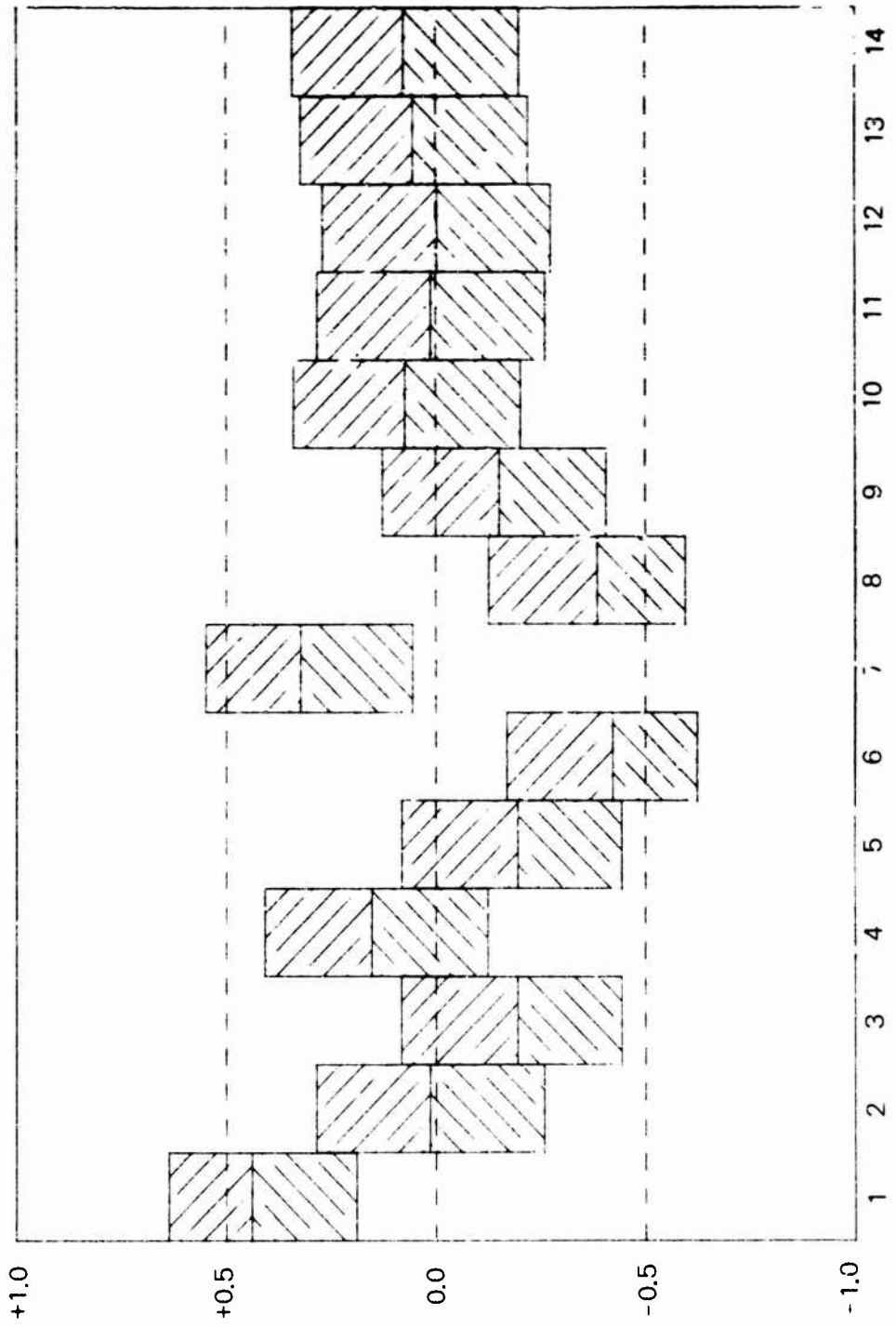
NORMALIZING FACTORS

D-2	Professional Civilians - No Degree	2	Civilian Professionals
D-3	Civilians with Bachelors Degrees	3	Total RDT&E Program
D-4	Civilians with Masters Degrees	4	Total Authorized Strength
D-5	Civilians with Doctors Degrees	5	Laboratory Space
D-6	Technicians	6	Cost of Property and Equipment
D-7	Laboratory Space	7	Number of Professional Supervisors
D-8	In-House RDT&E	8	Total Research
D-9	Out-of-House RDT&E	9	Total Exploratory Development
D-10	In-House 6.1	10	Total Advanced Development
D-11	Out-of-House 6.1	11	Total Engineering Development
D-12	In-House 6.2	12	Total Management
D-13	Out-of-House 6.2	13	Total Operational System Support
D-14	Patent Applications	14	Total Other RDT&E Funds
D-15	Papers Published		
D-16	Technical Reports		
D-17	Meetings Attended		
D-18	Civilian Graduate Student		
D-19	Civilian Full-Time Graduate Student		



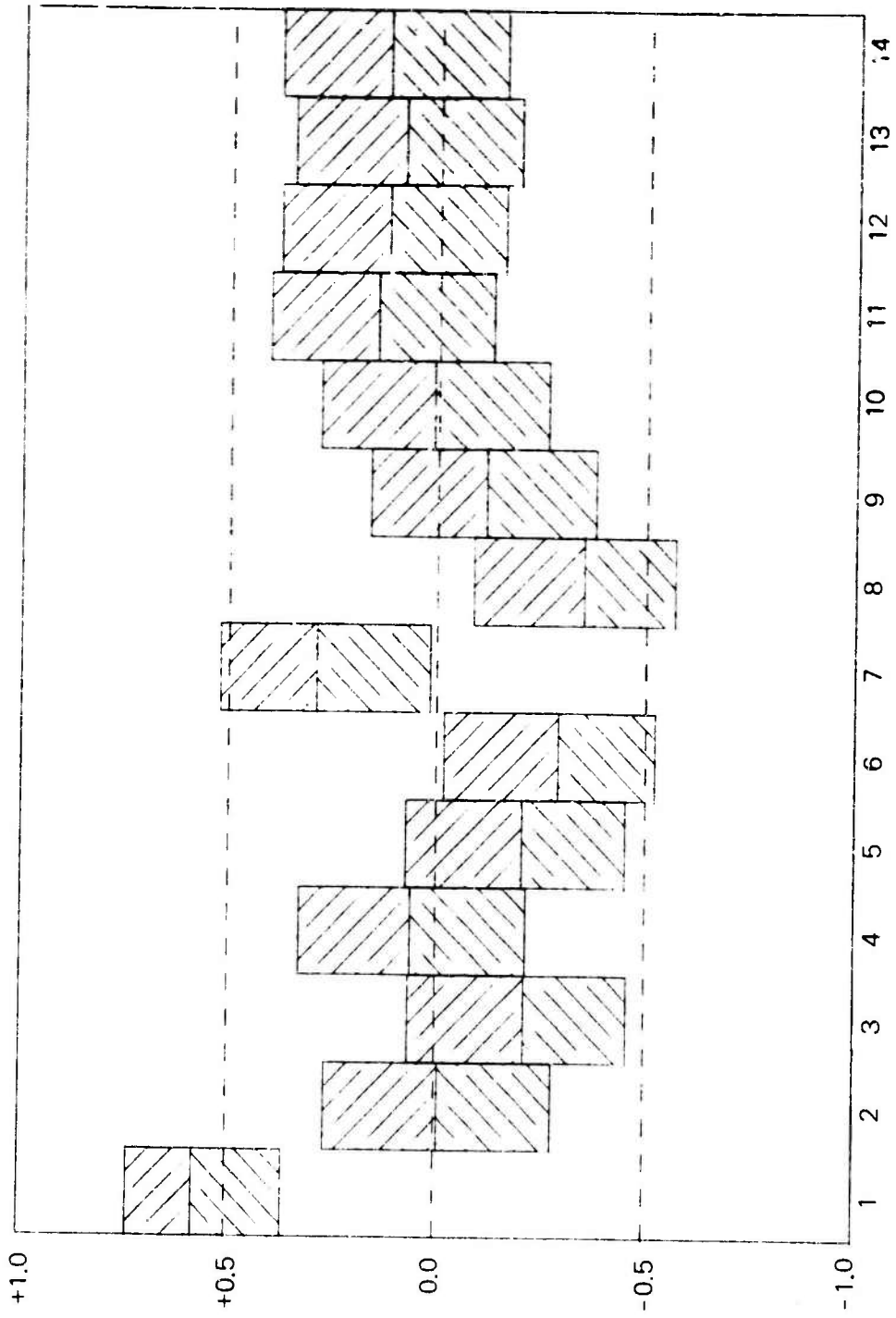
PROFESSIONAL CIVILIANS WITH NO COLLEGE DEGREE

CORRELATION WITH RANKING
AND 95 PERCENT CONFIDENCE LIMITS



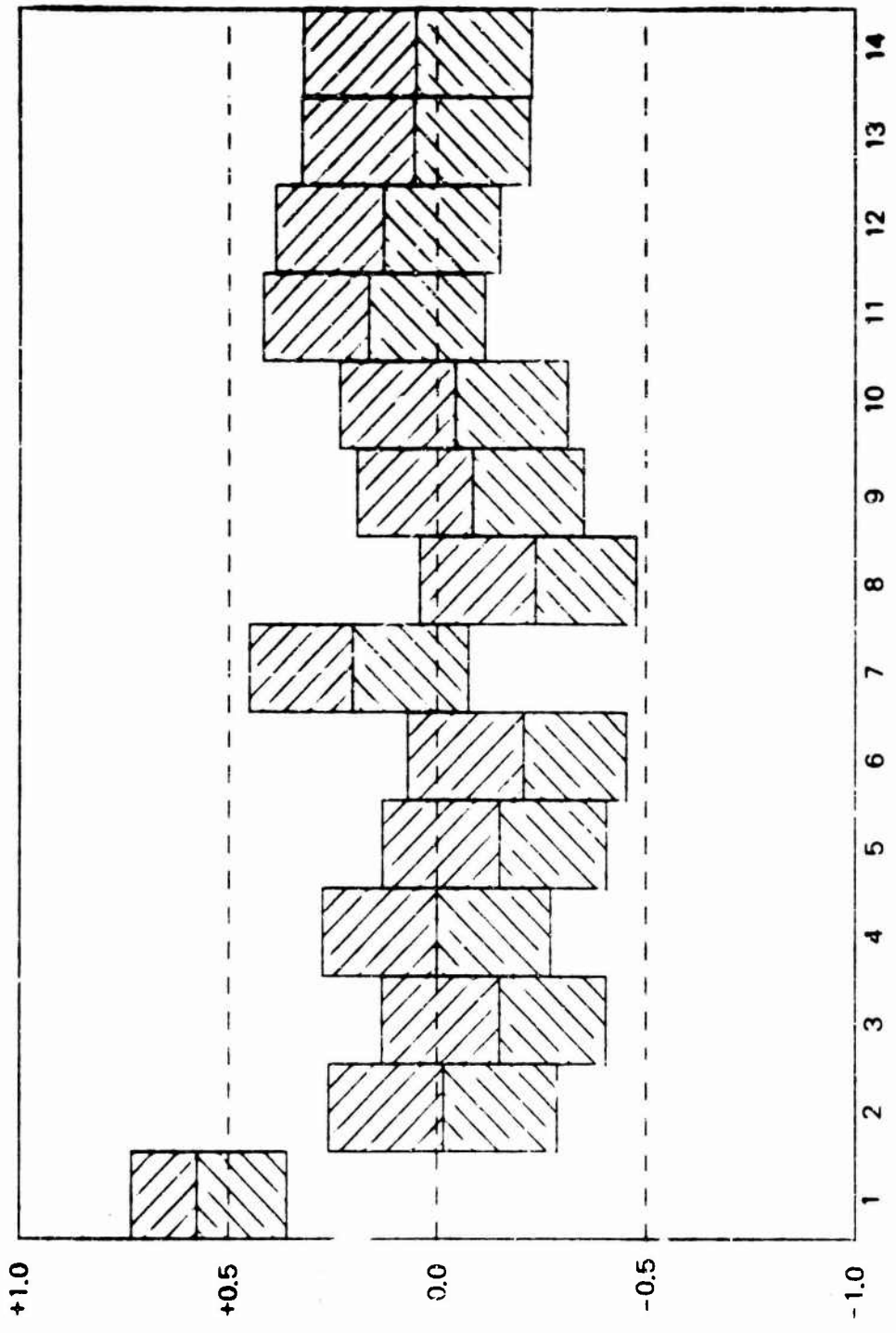
CORRELATION WITH RANKING AND 95 PERCENT CONFIDENCE LIMITS

CIVILIANS WITH BACHELORS DEGREE



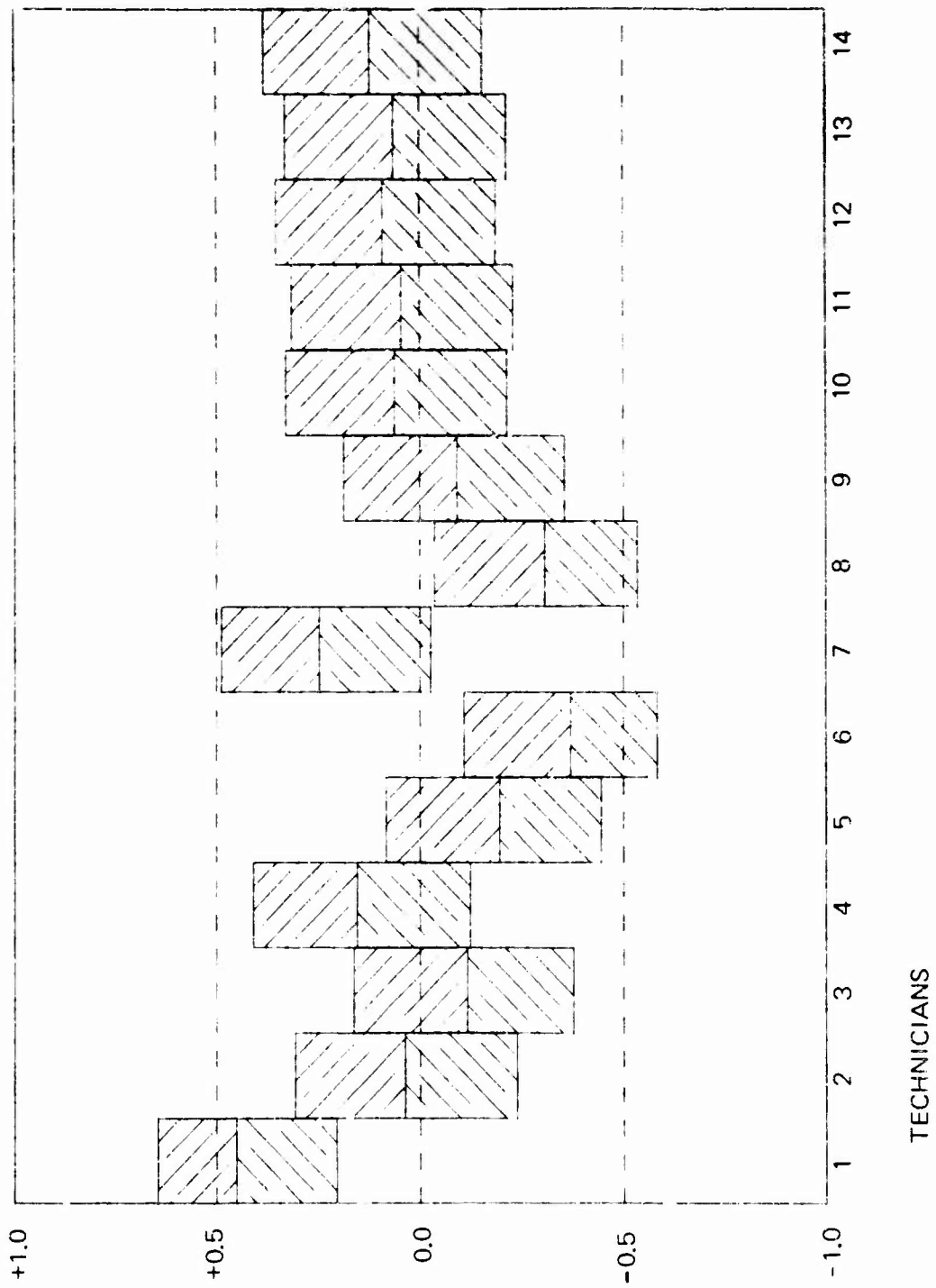
CORRELATION WITH RANKING
AND 95 PERCENT CONFIDENCE LIMITS

CIVILIANS WITH MASTERS DEGREE

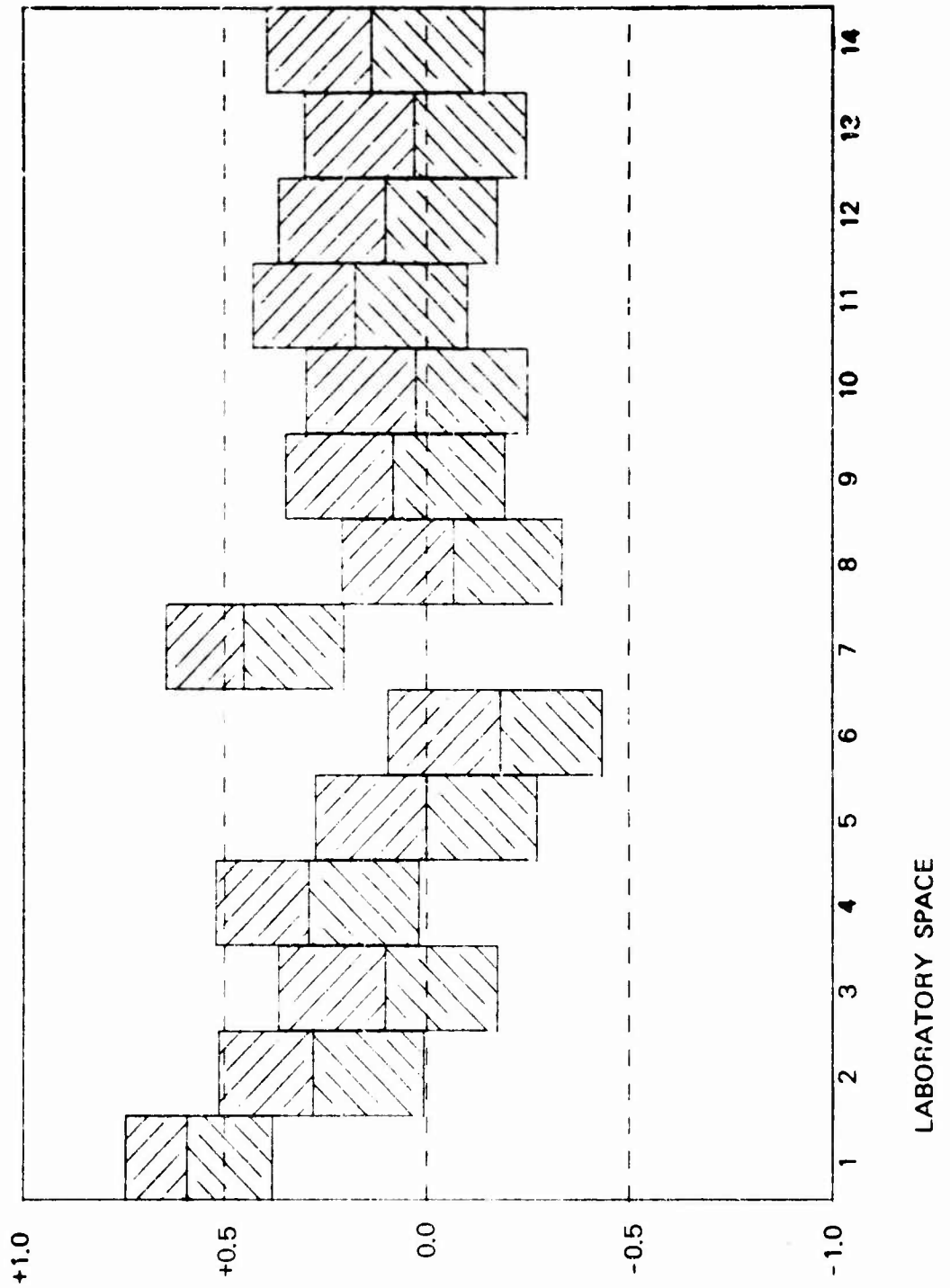


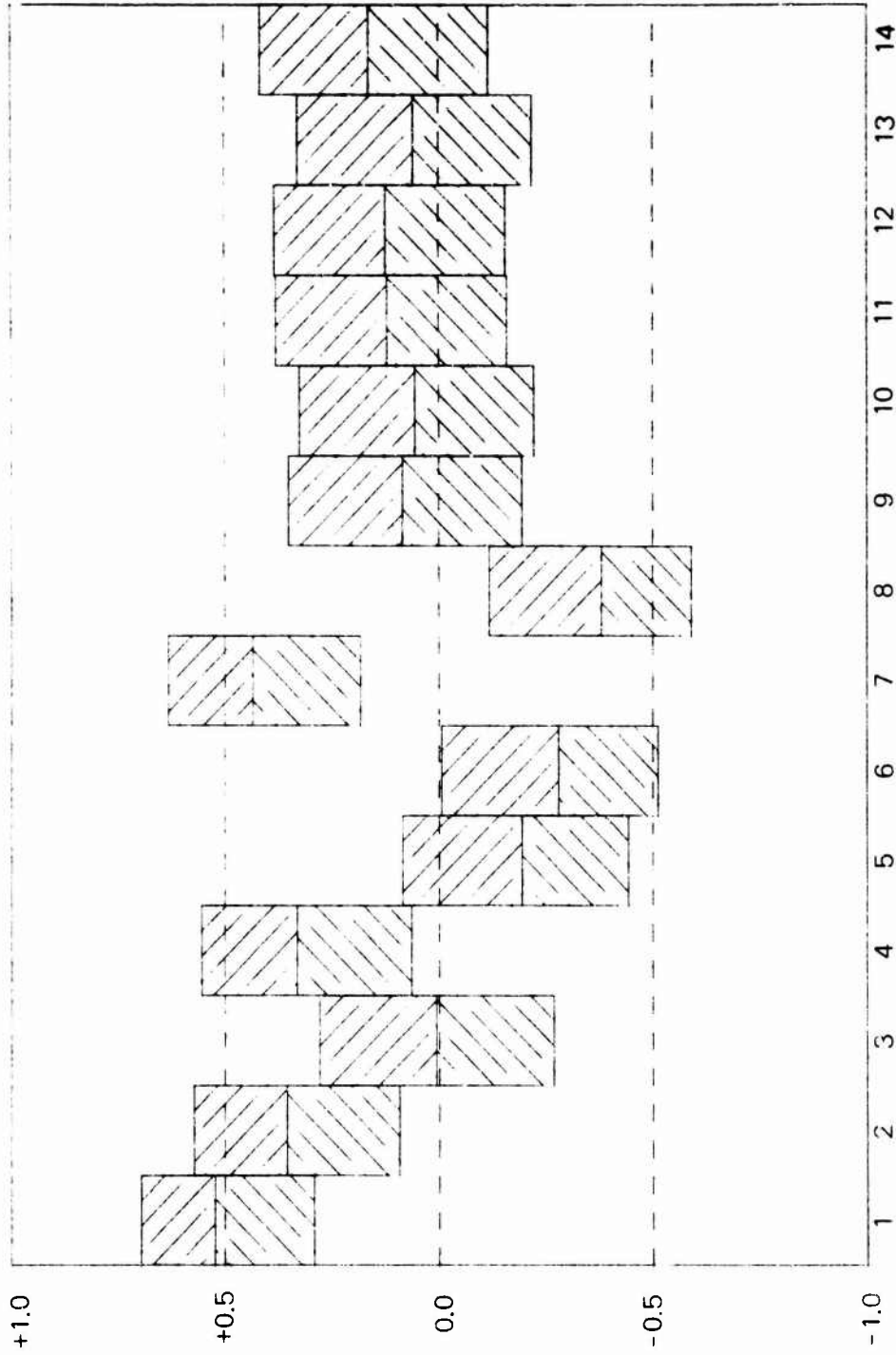
CORRELATION WITH RANKING
AND 95 PERCENT CONFIDENCE LIMITS

CIVILIANS WITH DOCTORS DEGREE



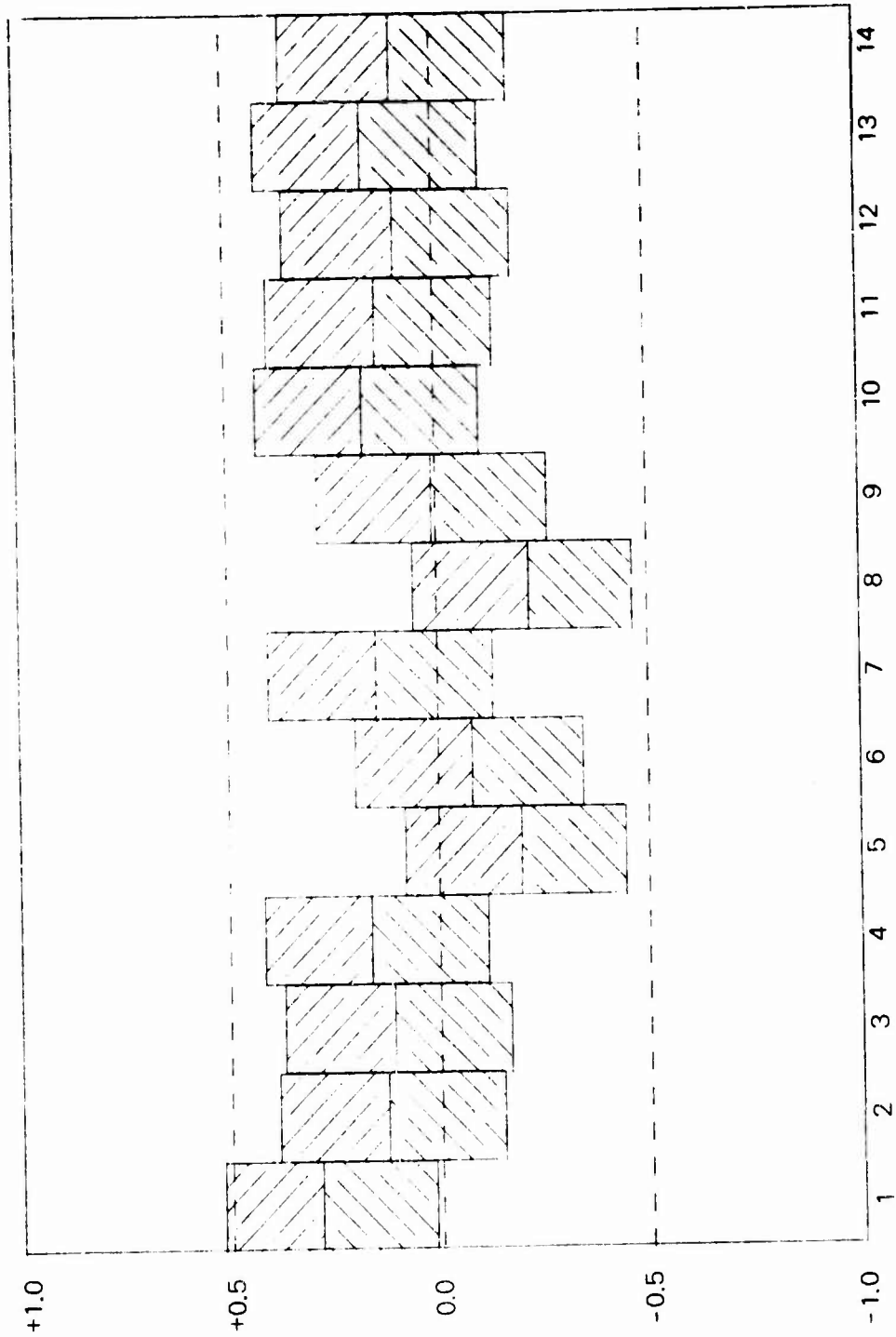
CORRELATION WITH RANKING AND 95 PERCENT CONFIDENCE LIMITS





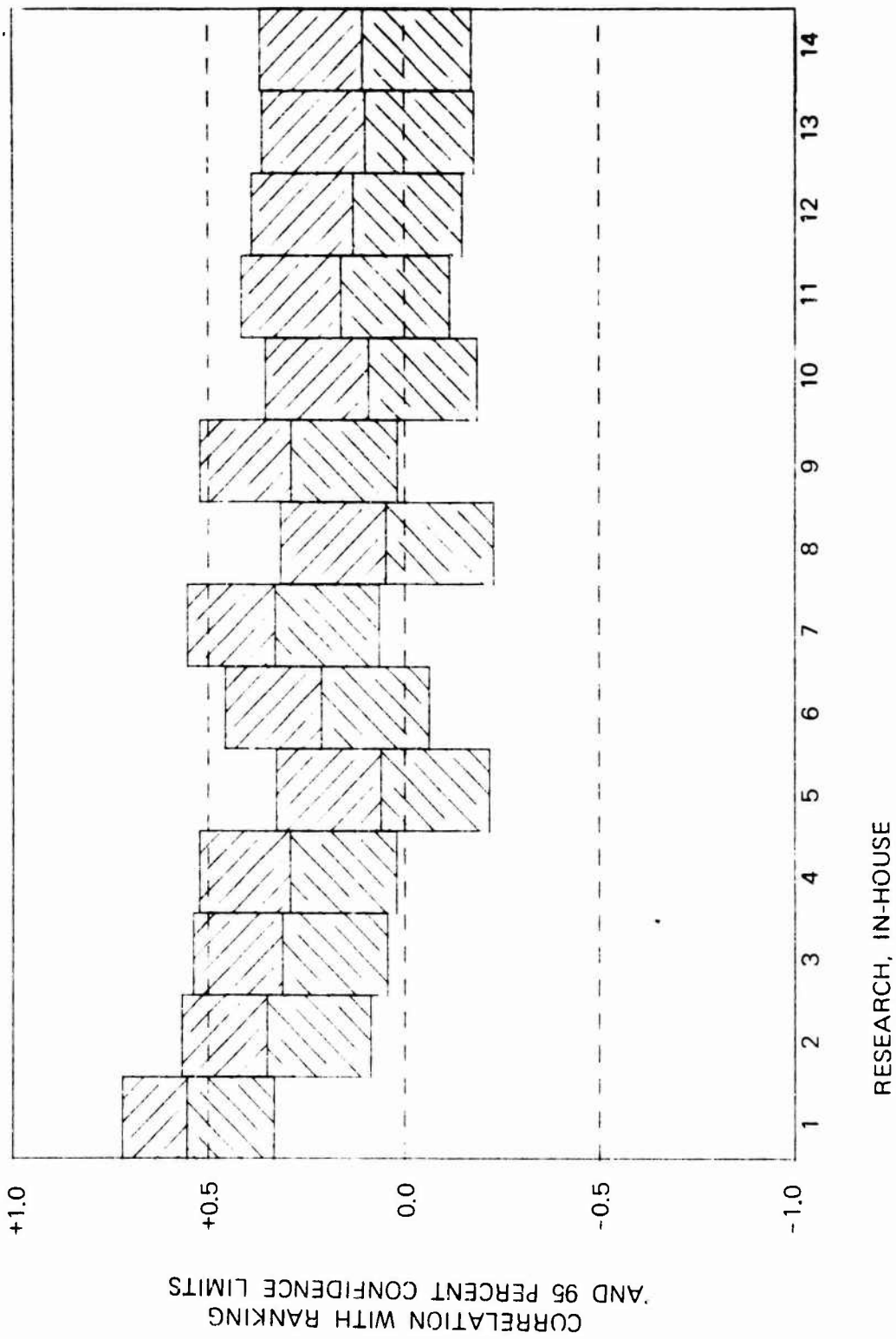
RESEARCH, DEVELOPMENT, TEST AND EVALUATION APPROPRIATIONS IN-HOUSE

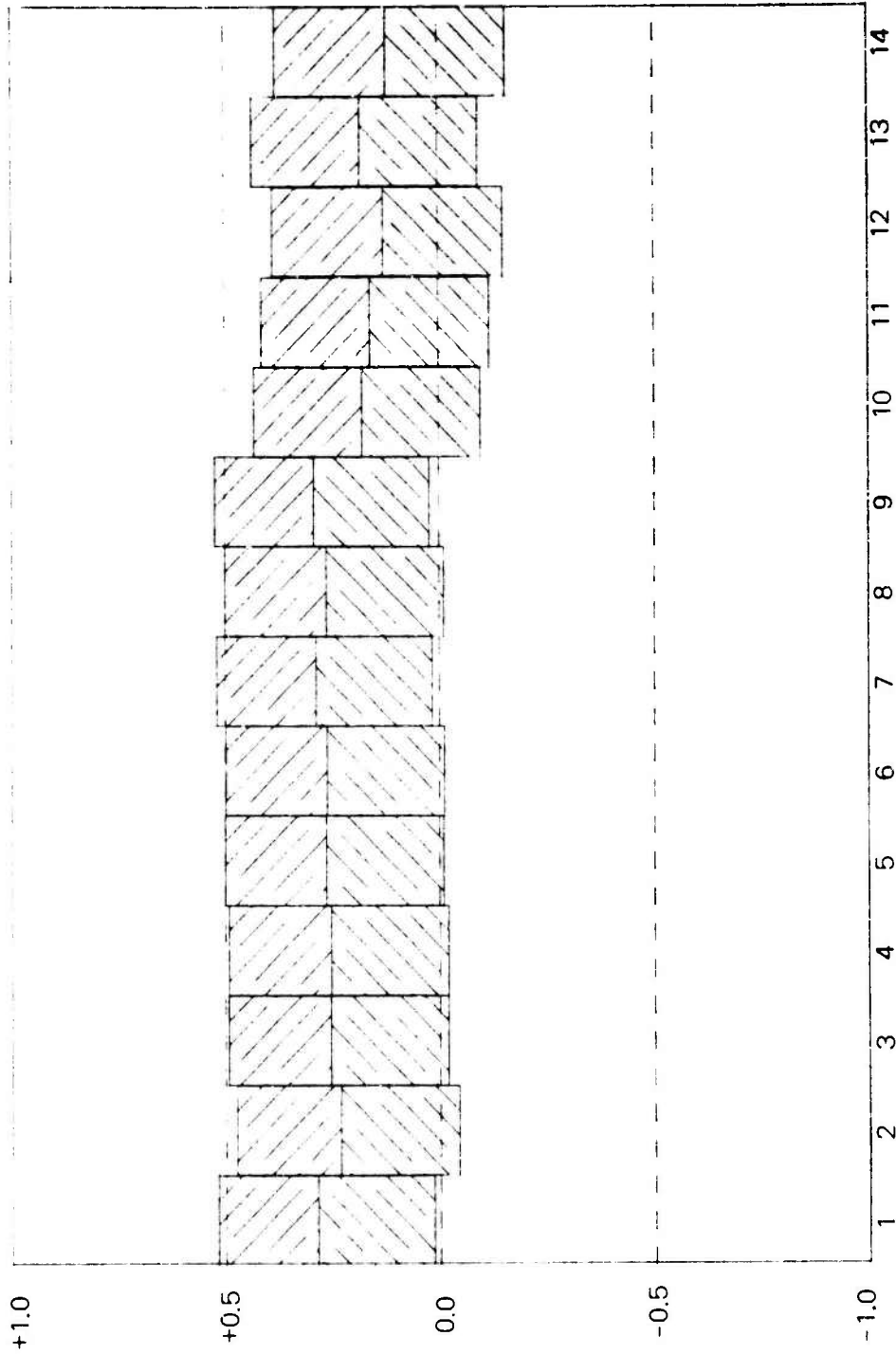
CORRELATION WITH RANKING
AND 95 PERCENT CONFIDENCE LIMITS



CORRELATION WITH RANKING AND 95 PERCENT CONFIDENCE LIMITS

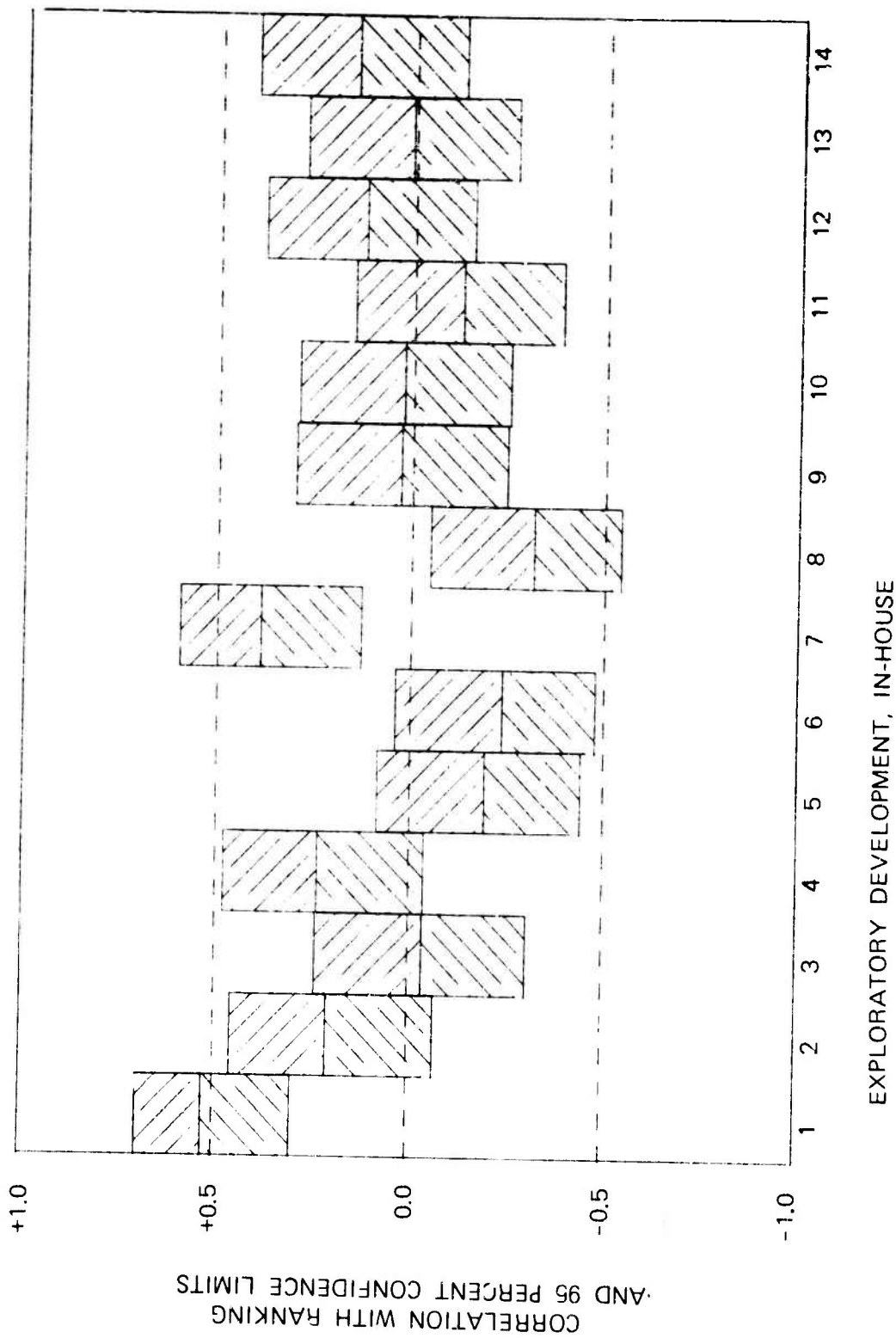
RESEARCH, DEVELOPMENT, TEST AND EVALUATION APPROPRIATIONS OUT-OF-HOUSE

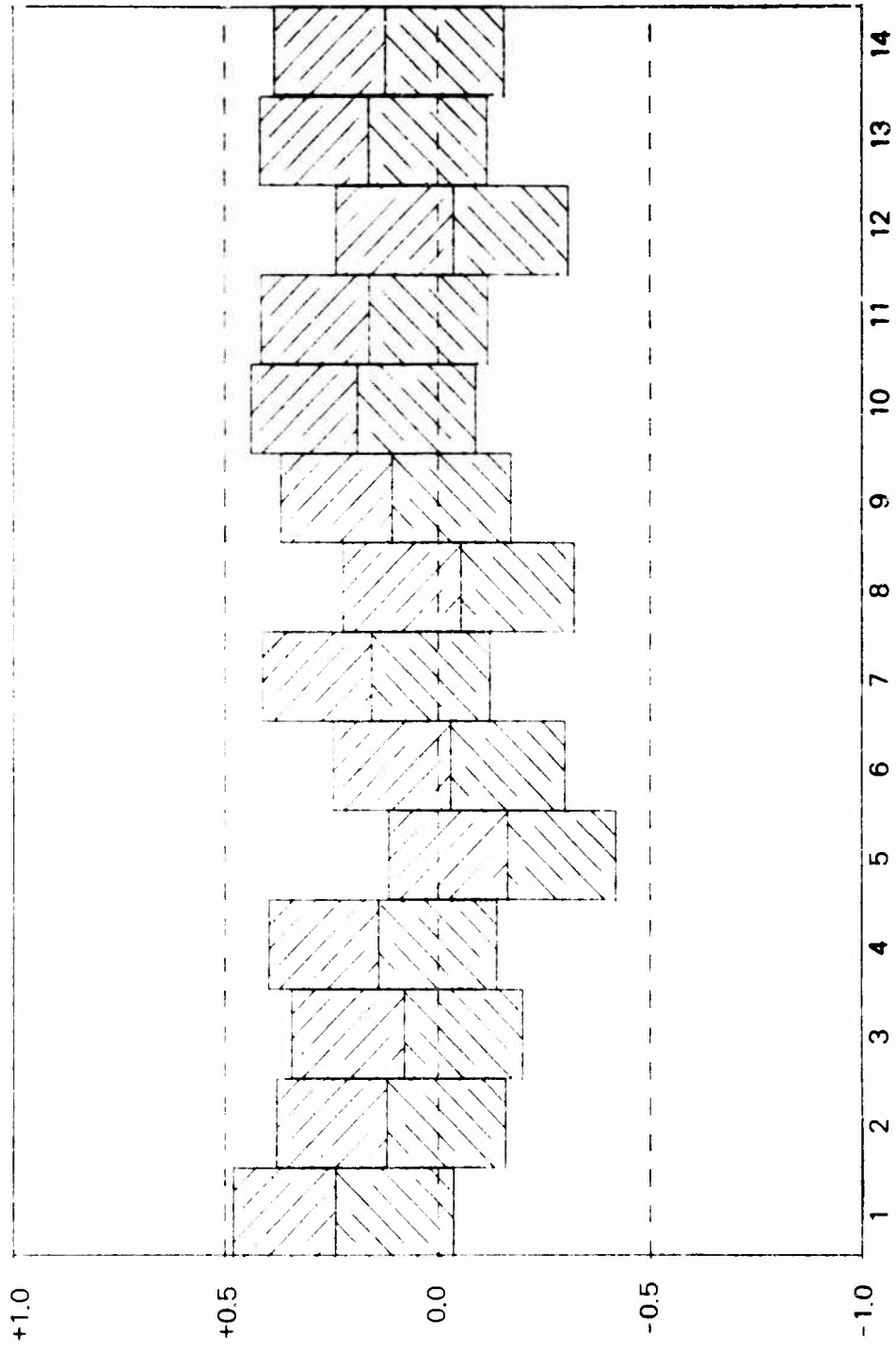




CORRELATION WITH RANKING AND 95 PERCENT CONFIDENCE LIMITS

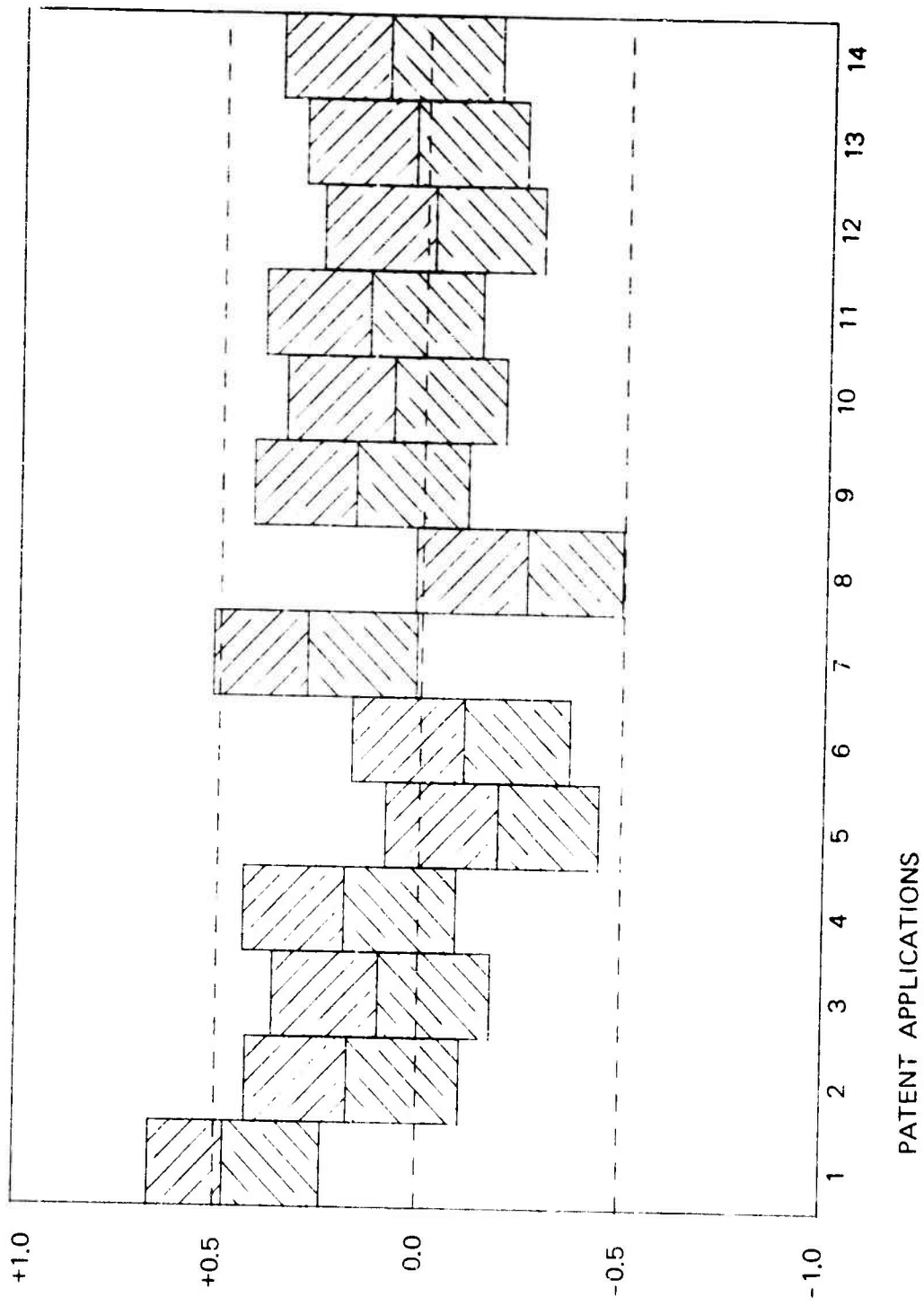
RESEARCH, OUT-OF-HOUSE



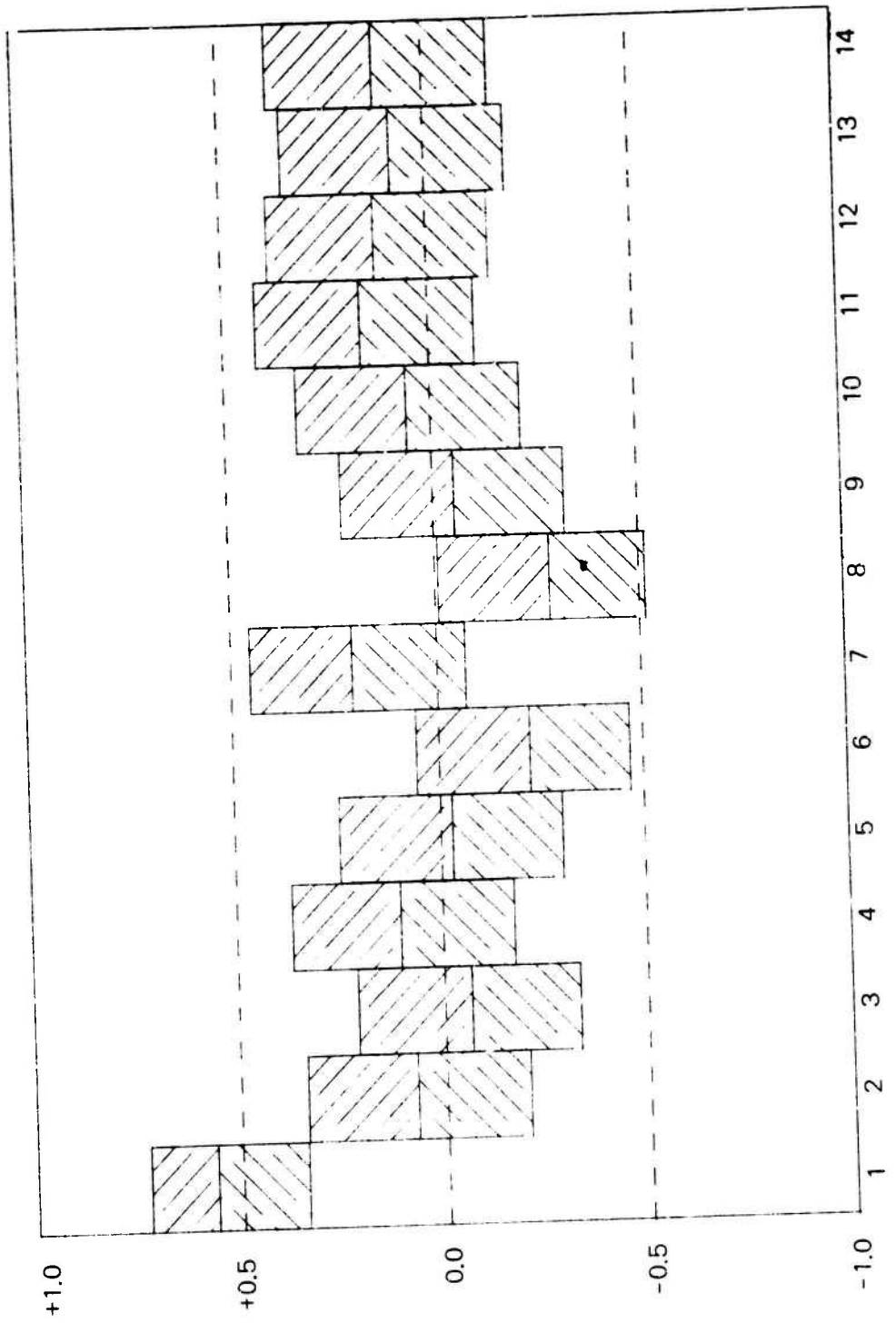


CORRELATION WITH RANKING
AND 95 PERCENT CONFIDENCE LIMITS

EXPLORATORY DEVELOPMENT, OUT-OF-HOUSE

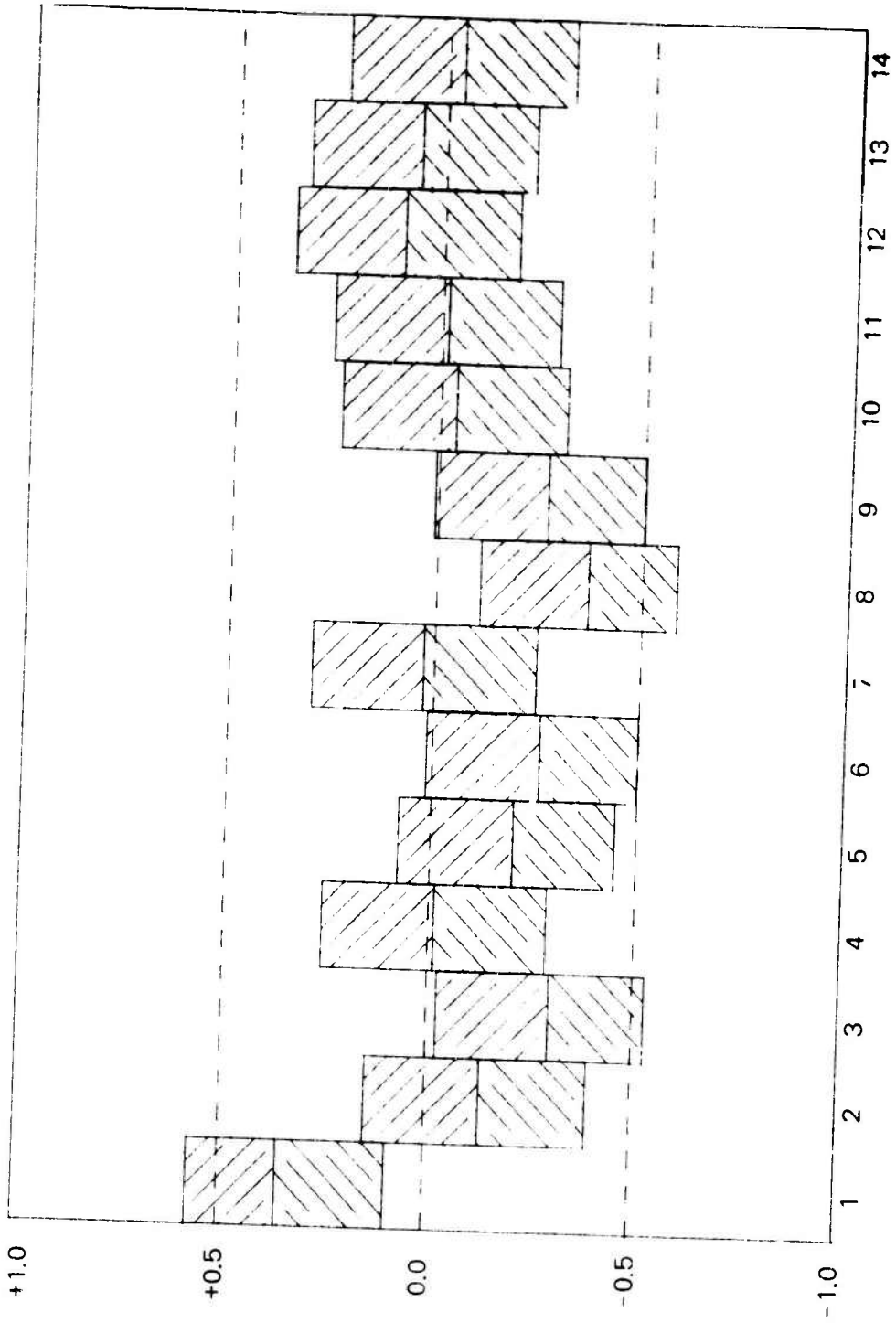


CORRELATION WITH RANKING AND 95 PERCENT CONFIDENCE LIMITS

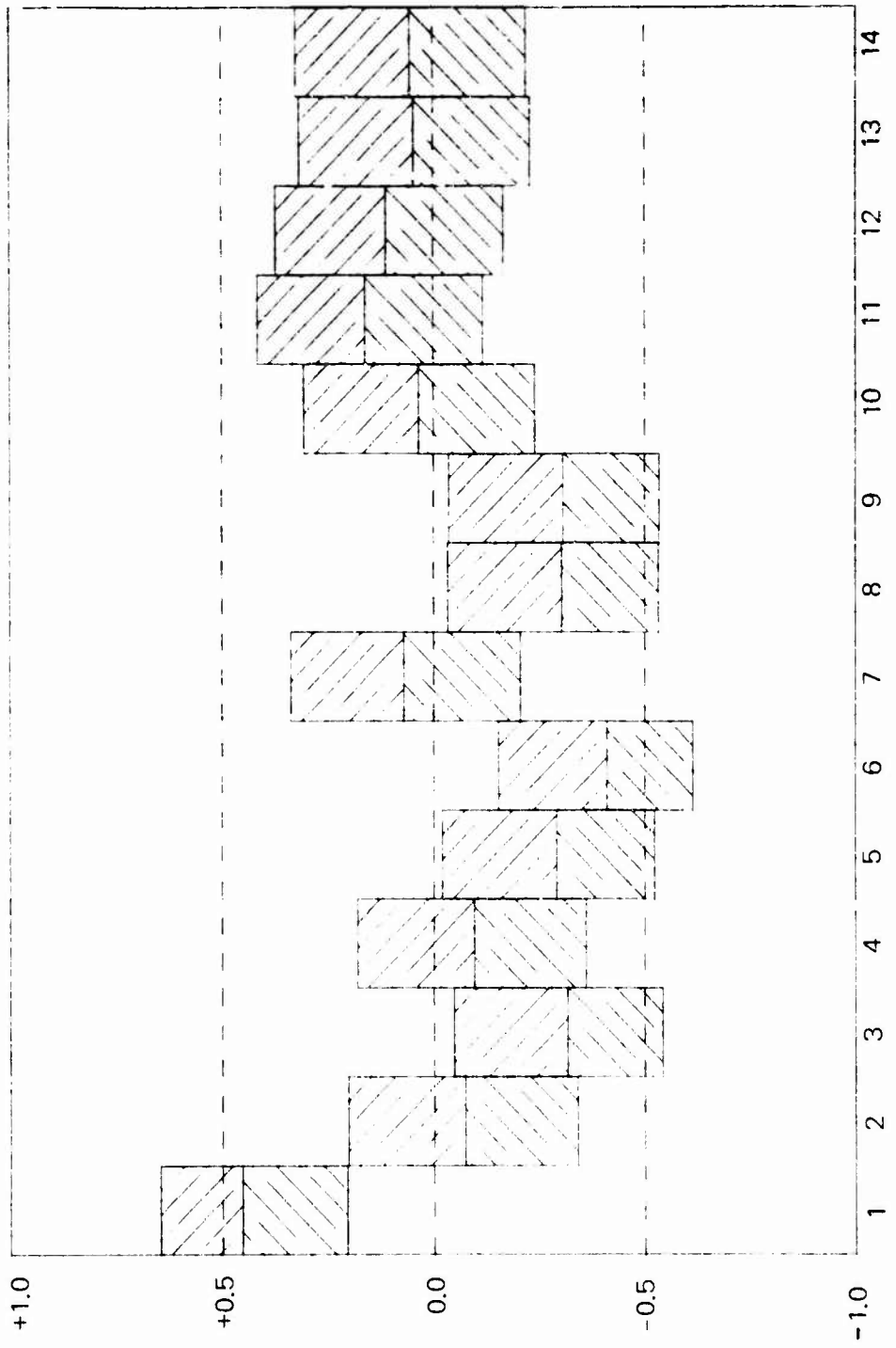


PAPERS PUBLISHED

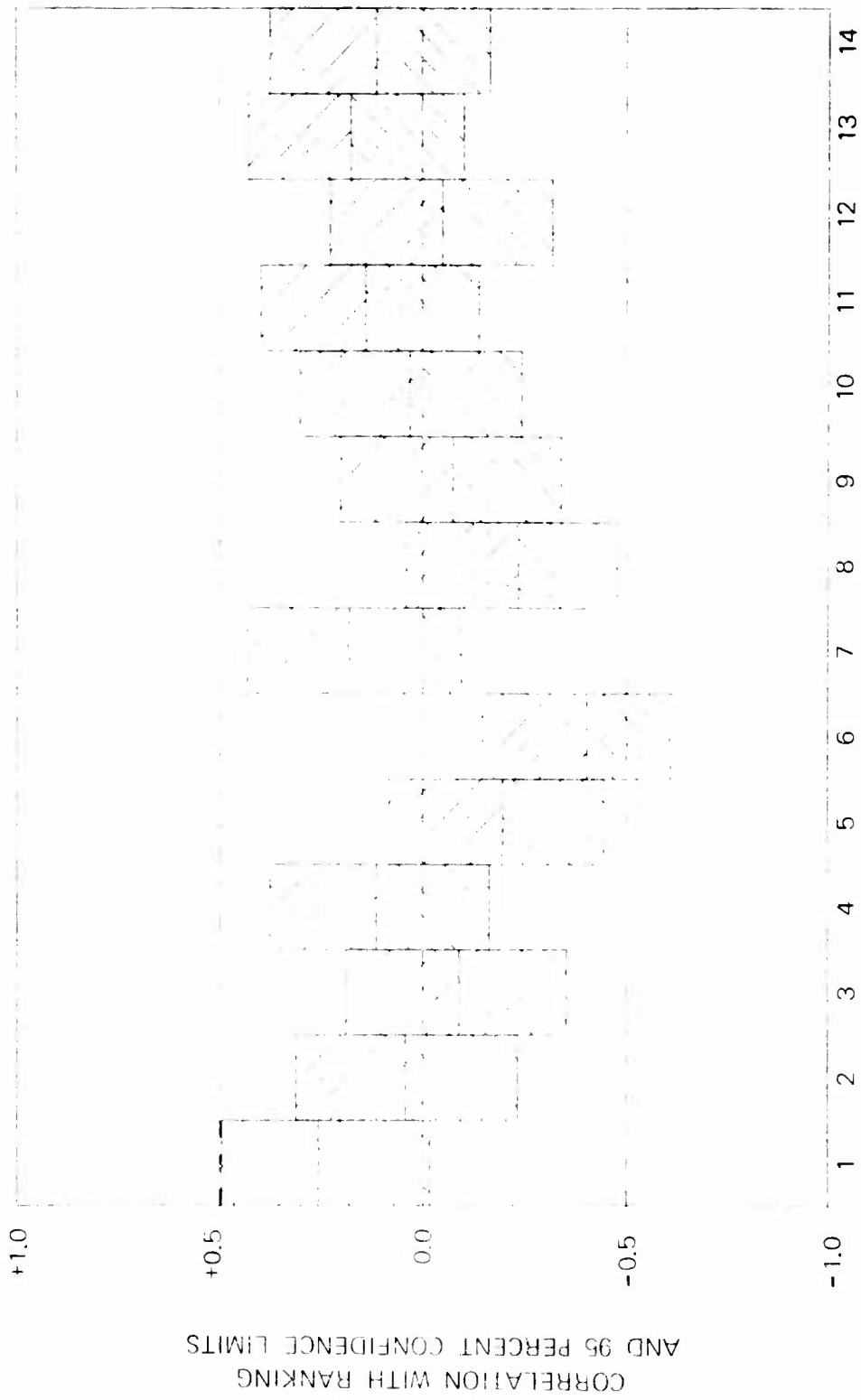
CORRELATION WITH RANKING
AND 95 PERCENT CONFIDENCE LIMITS



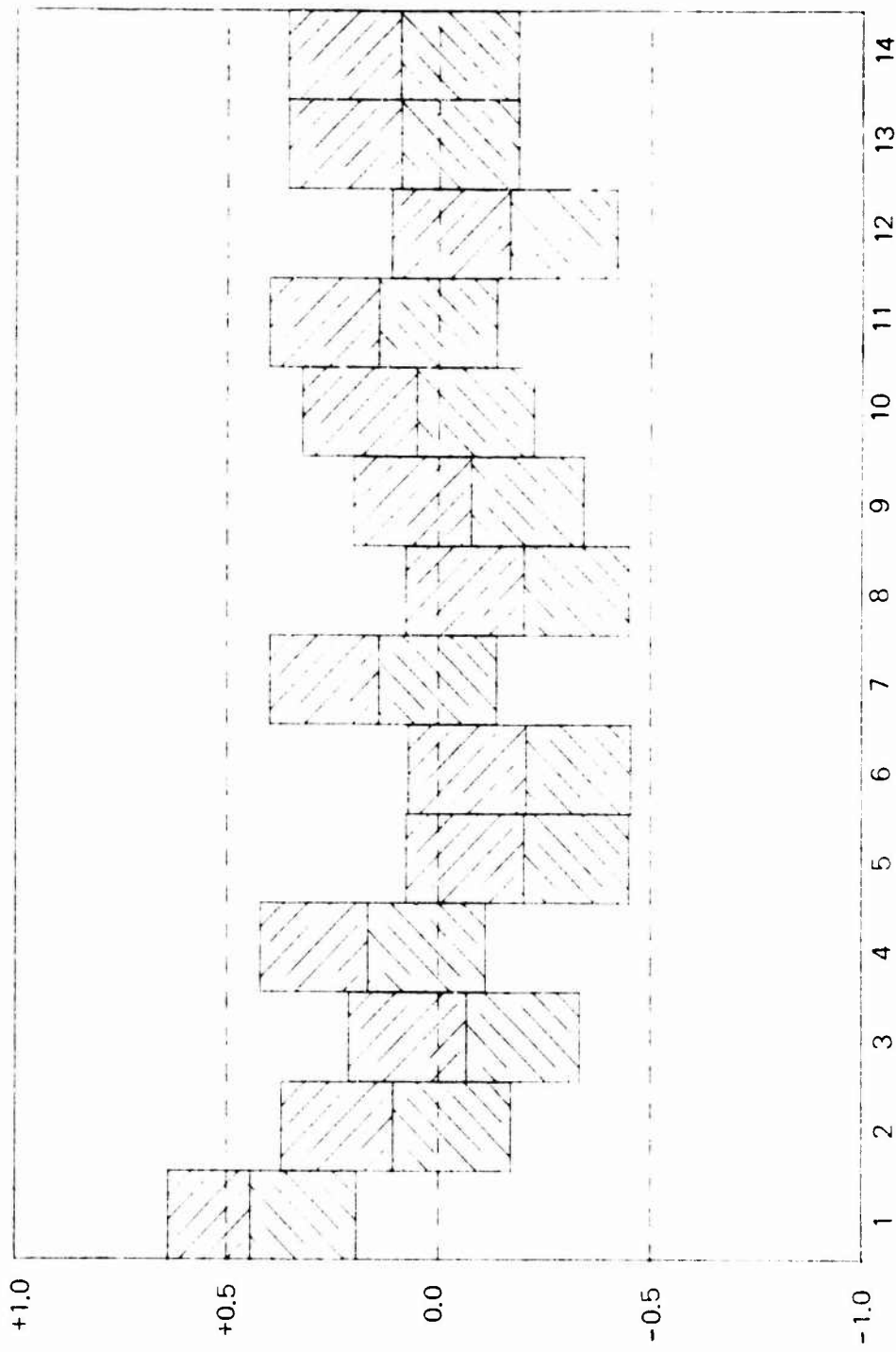
CORRELATION WITH RANKING
AND 95 PERCENT CONFIDENCE LIMITS



TECHNICAL SOCIETY MEETINGS



CIVILIAN GRADUATE STUDENTS



FULL-TIME GRADUATE WORK OR FELLOWSHIPS, CIVILIAN

CORRELATION WITH RANKING AND 95 PERCENT CONFIDENCE LIMITS

APPENDIX E

**Correlations Between Peer Ratings and
Fiscal Year 1968 Data,
With and Without Zeros**

(Showing Frequency Distribution of Data.)

1968 DATA		ALL RATERS		REGULAR		SKIP ZERØS			
INDEX	CODE	ARMY		NAVY		AIR FORCE		DØD	
		R	N	R	N	R	N	R	N
3	TAMIL	0.142	23	0.399	18	-.182	10	0.281	51
4	TACIV	0.266	23	0.694	18	-.001	10	0.387	51
5	MILBS	0.192	22	0.225	18	-.351	10	0.095	50
6	CIVBS	0.219	23	0.695	18	-.317	10	0.342	51
7	MILMS	0.153	22	0.030	17	0.078	10	0.177	49
8	CIVMS	0.364	23	0.886	18	0.463	10	0.533	51
9	MILPH	0.160	19	-.148	10	0.267	10	0.079	39
10	CIVPH	0.381	23	0.791	17	0.590	10	0.578	50
11	MILND	0.443	9	0.233	11	0.000	1	0.283	21
12	CIVND	-.001	21	0.187	18	-.167	9	-.023	48
13	WGBRD	0.206	23	0.523	18	-.103	9	0.318	50
14	CLASS	0.263	23	0.748	18	-.025	10	0.385	51
15	TECHS	0.272	23	0.687	18	0.305	10	0.402	51
16	CIVSV	0.261	23	0.586	18	0.272	10	0.287	51
17	MILSV	0.174	19	-.191	16	0.078	10	0.039	45
18	MILST	0.000	0	0.000	0	0.000	0	0.000	0
19	ØWNED	0.547	18	0.403	17	0.164	9	0.323	44
20	LEASD	0.862	5	0.439	11	0.265	4	0.455	20
21	RPRØP	0.318	21	0.619	18	0.244	10	0.485	49
22	EQUIP	0.336	22	0.832	18	-.177	10	0.493	50
23	LSPAC	0.314	23	0.776	18	0.053	10	0.525	51
24	ASPAC	0.027	23	0.175	18	-.081	10	0.002	51
25	ØSPAC	0.025	21	0.501	18	0.266	10	0.326	49
27	SEQIP	0.458	22	0.724	18	-.145	9	0.448	49
28	SEQNP	0.258	19	0.588	16	0.240	6	0.450	41
29	SEQPR	0.254	21	0.746	17	0.355	9	0.524	47
31	IHR+Ø	0.237	23	0.831	18	0.177	10	0.459	51
32	ØHR+Ø	0.154	22	0.484	18	-.153	10	0.217	50
33	IHPRØ	-.018	10	0.330	18	0.000	1	0.259	37
34	ØHPRØ	0.194	13	-.416	15	0.000	3	-.124	31
35	IHØ+M	-.115	19	-.307	18	-.241	4	-.216	41
36	ØHØ+M	0.534	10	-.191	15	0.000	3	0.062	28
37	MILCN	-.345	4	0.874	5	0.000	2	0.705	11
38	MILPA	0.393	18	0.365	18	-.764	4	0.405	40
39	IHØMA	0.232	8	0.427	17	0.000	0	0.362	25

1968 DATA		ALL RATERS		REGULAR		SKIP ZEROS		
ARMY DENSITY	M/M	NAVY DENSITY	M/M	AIR FORCE DENSITY	M/M	INDEX		
A111-----1	4E 2	A32-1-1--1	1E 2	5-11-2---1	9E 0	3		
83-712---1	7E 1	325122-111	1E 1	412-1--1-1	5E 0	4		
7331222--2	8E 1	753-1--1-1	2E 1	511-2----1	2E 1	5		
A23411-1-1	5E 1	22152-2-13	1E 1	123-21---1	1E 1	6		
672211-1-2	2E 1	9421-----1	2E 1	531-----1	1E 1	7		
96241----1	1E 2	234241-1-1	1E 1	52-2-----1	9E 0	8		
A34-1----1	5E 1	4111---111	9E 0	4131-----1	1E 1	9		
A324-1-1-2	5E 1	A311-----1	3E 1	7-11-----1	7E 1	10		
321--1---2	1E 1	333--1---1	2E 1	1-----1	1E 0	11		
A4221----1	1E 2	5312312--1	2E 1	32-2-1---1	4E 1	12		
A225-2--11	3E 2	56--2-1121	2E 1	4-211----1	3E 1	13		
83-83----1	8E 1	31343-11-2	9E 0	512----1-1	5E 0	14		
A362-----1	1E 2	343411--11	1E 1	421-1--1-1	4E 1	15		
A23412---1	1E 2	232152-111	1E 1	2--221-1-2	9E 0	16		
A2-----1	1E 2	A2--1---11	6E 1	24-21----1	9E 0	17		
-----1	9E93	-----1	9E93	-----1	9E93	18		
A221-----1	3E 3	A-----1	9E 4	8-----1	6E 3	19		
2-11-----1	6E 1	721-----1	6E 3	11----1--1	2E 2	20		
A33211---1	3E 2	A321-----1	1E 2	4212-----1	3E 1	21		
86511-----1	2E 2	632221---2	2E 1	2231-1---1	3E 1	22		
852131--21	5E 2	58-12-1--1	3E 1	1121--12-2	1E 1	23		
74422111-1	2E 2	722-2-2--3	1E 1	322--1---2	1E 1	24		
A421-21--1	5E 2	A5-----1	1E 2	33---1--12	2E 1	25		
5523121-12	1E 2	763-1----1	6E 1	42-2-----1	2E 2	27		
6311232--1	9E 0	9231-----1	5E 2	31-1-----1	1E 1	28		
A32-1-1--1	7E 2	A11-2-1-11	5E 1	31-1111--1	1E 1	29		
A441-1---1	1E 2	64--1-11-1	1E 1	13121----2	1E 1	31		
A51-1----1	6E 2	84-12-1--2	3E 1	1231-2---1	1E 1	32		
6-4--111-5	1E 2	93211--1-1	9E 2	1-----1	1E 0	33		
A--1----11	1E 4	A1-11--1-1	3E 2	1-----1--1	1E 1	34		
77111-1--1	6E 3	652211---1	6E 1	11--1-----1	1E 2	35		
4121--1--1	3E 2	82112----1	5E 1	2-----1	2E 1	36		
11----1--1	2E 1	3--1-----1	6E 1	1-----1	4E 0	37		
A3111-----1	2E 2	5731-----2	8E 1	1---11---1	2E 0	38		
511-----1	1E 3	721222---1	8E 2	-----1	9E93	39		

1968 DATA		ALL RATERS		REGULAR		SKIP ZEROS			
INDEX	CODE	ARMY		NAVY		AIR FORCE		DOD	
		R	N	R	N	R	N	R	N
40	ØHØMA	0.119	4	0.052	13	0.000	3	0.035	20
41	HØUSE	0.326	21	0.720	18	-.278	9	0.450	48
42	IH6.1	0.520	21	0.690	18	0.587	7	0.578	46
43	IH6.2	0.318	22	0.699	18	-.323	9	0.452	49
44	IH6.3	0.145	17	0.788	17	0.118	4	0.360	38
45	IH6.4	0.077	17	0.396	16	-.771	5	0.223	38
46	IH6.5	-.051	19	0.204	18	0.000	3	-.026	40
47	IH6.6	0.069	14	0.553	13	0.000	3	0.226	30
48	IHMPE	0.292	20	0.554	15	0.188	5	0.374	40
49	ØH6.1	0.310	16	0.427	14	0.297	9	0.312	39
50	ØH6.2	0.098	20	0.221	18	0.143	9	0.198	47
51	ØH6.3	0.002	15	0.389	15	0.023	8	0.058	38
52	ØH6.4	-.042	16	0.408	13	-.877	6	-.073	35
53	ØH6.5	0.283	12	0.027	16	0.031	5	0.194	33
54	ØH6.6	0.271	10	0.495	12	0.000	3	0.228	25
55	ØHMPE	0.279	18	0.561	15	0.426	5	0.250	38
56	DEPRD	0.121	23	0.728	18	-.073	10	0.322	51
57	ØTHRD	0.366	19	0.685	13	0.060	7	0.357	39
58	NØNRD	0.226	13	0.664	6	0.872	4	0.577	23
59	DEPPR	0.213	16	-.286	18	0.000	3	-.056	37
60	ØTHPR	0.649	5	0.000	3	0.000	0	0.018	8
61	NØNPR	0.000	0	0.000	0	0.000	0	0.000	0
62	DEPØM	0.094	19	-.376	18	-.811	5	-.174	42
63	ØTHØM	0.911	4	0.000	1	0.000	0	0.921	5
64	DEPMS	0.314	15	0.583	18	-.082	6	0.472	39
65	ØTHMS	0.170	5	0.545	9	0.000	2	0.484	16
66	NØNMS	0.264	7	0.526	11	0.000	2	0.484	20
67	PATNT	0.324	20	0.654	18	0.281	10	0.375	48
68	PAPER	0.205	23	0.589	17	0.564	10	0.482	50
69	RPRTS	0.012	23	0.264	18	0.256	10	0.169	51
70	CIVGS	0.189	21	0.238	18	-.043	10	0.219	49
71	MILGS	0.551	12	0.149	12	-.207	10	0.202	34
72	CFTGS	0.336	19	0.500	17	0.226	8	0.408	44
73	MFTGS	0.000	1	0.000	0	-.150	4	-.030	5
74	MEETS	0.098	23	0.550	18	0.290	10	0.413	51

1968 DATA

ALL RATERS

REGULAR

SKIP ZEROS

ARMY		NAVY		AIR FORCE		INDEX
DENSITY	M/M	DENSITY	M/M	DENSITY	M/M	
1--11----1	3E 1	5-13-11-11	8E 2	1-1-----1	2E 2	40
443112-4-2	8E 1	455111---1	1E 1	14-11----11	2E 1	41
A2321-1-11	4E 2	A41-----1	2E 2	411-----1	2E 2	42
A33112--11	3E 1	A33-1-----1	1E 1	132-11---1	2E 1	43
A4-----1	5E 2	62111221-1	2E 1	1---1----2	4E 0	44
951-----11	3E 2	922--1---2	1E 4	111--1---1	3E 2	45
A312-----1	8E 2	832111-1-1	4E 1	11-----1	1E 2	46
A-1-1-----1	3E 3	23---5-1-2	5E 0	2-----1	7E 0	47
8222-1-122	2E 2	6411--2--1	2E 2	31-----1	1E 1	48
A2---1---1	5E 3	92-1-----2	2E 2	3111--1-11	6E 1	49
7A----2--1	4E 2	6231311--1	4E 1	213-1---11	2E 1	50
A4-----1	1E 3	74----1-12	5E 2	2311-----1	3E 1	51
8421-----1	1E 3	91---1--11	8E 1	32-----1	2E 3	52
811-----11	4E 2	83--111--2	5E 1	3--1-----1	2E 1	53
4112-1---1	1E 2	45-2-----1	5E 1	1-----1--1	1E 2	54
A1-----1	6E 2	92-2-----2	2E 2	1-11-1---1	3E 1	55
A811-----1	2E 2	44411-11-2	1E 1	2-31111--1	6E 0	56
A2-1-----1	1E 4	611--22--1	4E 2	3-11-----2	1E 2	57
712-1-----2	1E 2	5-----1	4E 2	21-----1	4E 0	58
A--1-----2	6E 2	9411-1-1-1	5E 2	1-----1--1	1E 1	59
2-1-----2	4E 1	11-----1	2E 0	-----	9E93	60
-----	9E93	-----	9E93	-----	9E93	61
8331-111-1	6E 2	642111-111	6E 1	31-----1	6E 3	62
2---1---1	1E 2	1-----	1E 0	-----	9E93	63
A11--1--1	1E 2	61213121-1	1E 2	221-----1	7E 0	64
4-----1	1E 2	8-----1	1E 3	1-----1	4E 0	65
33-----1	6E 1	52---11--2	1E 3	1-----1	1E 1	66
A21-2-11-1	1E 2	5532-2---1	5E 1	31-2-1---3	1E 1	67
961312---1	8E 1	86-1-1---1	2E 1	32--11---3	2E 1	68
A42114---1	1E 2	3341122-11	8E 1	621-----1	2E 1	69
A34-11---1	2E 2	862--1---1	1E 2	2-3-111-11	6E 1	70
532--1---1	1E 1	3422-----1	1E 1	23211-----1	7E 0	71
75411-----1	3E 1	5321-1-1-4	2E 1	11111-1--2	4E 0	72
1-----	1E 0	-----	9E93	1-----1-2	6E 0	73
8842-----1	1E 2	4631-1---1	7E 1	3-31-1-1-1	2E 1	74

1958 DATA		ALL RATERS		REGULAR		SKIP ZERØS			
INDEX	CODE	ARMY		NAVY		AIR FORCE		DØD	
		R	N	R	N	R	N	R	N
75	MPRØF	0.176	23	0.133	18	-0.143	10	0.141	51
76	CPRØF	0.254	23	0.822	18	0.051	10	0.421	51
77	TPRØF	0.254	23	0.801	18	-0.043	10	0.436	51
78	TBACH	0.218	23	0.683	18	-0.452	10	0.346	51
79	TMAST	0.362	23	0.881	18	0.416	10	0.577	51
80	TPHDS	0.568	23	0.793	17	0.621	10	0.569	50
81	TAPER	0.254	23	0.689	18	-0.074	10	0.399	51
82	TSPAC	0.222	23	0.651	18	0.094	10	0.448	51
83	TR+D\$	0.171	23	0.779	18	-0.092	10	0.365	51
84	TPRØ\$	0.222	18	-0.222	18	0.000	3	-0.020	39
85	TØ+M\$	0.098	19	-0.319	18	-0.811	5	-0.141	42
86	TPGM\$	0.238	23	0.488	18	-0.157	10	0.315	51
87	TIH\$	0.222	23	0.774	18	0.213	10	0.439	51
88	IH1-2	0.415	22	0.707	18	0.174	10	0.559	50
89	IH1-3	0.334	23	0.794	18	0.168	10	0.546	51
90	IH1-4	0.289	23	0.808	18	0.157	10	0.510	51
91	ØH1-2	0.158	20	0.269	18	0.102	10	0.227	48
92	ØH1-3	0.046	21	0.302	18	0.064	10	0.176	49
93	ØH1-4	0.030	21	0.349	18	-0.177	10	0.135	49
94	TDEP\$	0.190	23	0.440	18	-0.140	10	0.264	51
95	TØDØD	0.421	21	0.373	16	-0.085	8	0.368	45
96	TNDØD	0.336	16	0.637	13	0.702	6	0.501	35
97	T6.1\$	0.442	21	0.713	18	0.480	9	0.525	48
98	T6.2\$	0.250	22	0.700	18	0.026	9	0.395	49
99	T6.3\$	0.040	17	0.526	17	0.018	8	0.119	42
100	T6.4\$	0.006	17	0.362	16	-0.877	6	0.053	39
101	T6.5\$	0.067	19	0.182	18	-0.056	6	0.048	43
102	T6.6\$	0.092	14	0.438	13	0.000	3	0.195	30
103	T61-2	0.332	22	0.729	18	0.163	10	0.509	50
104	T61-3	0.166	23	0.793	18	0.115	10	0.402	51
105	T61-4	0.131	23	0.739	18	-0.128	10	0.343	51
106	TØH\$	0.271	22	-0.066	18	-0.242	10	0.141	50
107	ACRES	0.458	20	0.408	18	0.175	10	0.300	48
108	SEQAS	0.265	22	0.792	18	0.420	9	0.569	49
109	TØTND	0.017	21	0.150	18	-0.138	9	-0.008	48

1 168 DATA		ALL RATERS		REGULAR		SKIP ZERO8		
ARMY		NAVY		AIR FORCE				INDEX
DENSITY	M/M	DENSITY	M/M	DENSITY	M/M	DENSITY	M/M	
843321--11	1E 2	7532-----1	3E 1	612-----1	9E 0			75
936211----1	6E 1	3225-2-121	8E 0	32-111---2	5E 0			76
935311----1	5E 1	232412--13	7E 0	21211--1-2	3E 0			77
A242211--1	5E 1	22242111-3	1E 1	1-3212---1	1E 1			78
95341-----1	1E 2	243133-1-1	1E 1	332-----1-1	5E 0			79
94321--121	7E 1	A212-----1	3E 1	51-21-----1	3E 1			80
83452-----1	8E 1	33422111-1	1E 1	32-21--1-1	4E 0			81
93213112-1	1E 2	97--1-----1	3E 1	1121--31-1	1E 1			82
A7-11-----1	1E 2	5342--1-21	1E 1	1-5-11-1-1	6E 0			83
A--1----11	7E 2	9411--1-2	6E 2	1-----1--1	1E 1			84
834--111-1	6E 2	543111-111	6E 1	31-----1	6E 3			85
A5113-----1	1E 2	336-122--1	2E 1	12221---11	7E 0			86
A362-1----1	1E 2	437-1-1--2	1E 1	112121---2	1E 1			87
A132211--1	4E 1	A411-----1	1E 1	22211----2	9E 0			88
A324-----1	8E 1	83321-----1	1E 1	22211----2	9E 0			89
A4321-----1	1E 2	833-111--1	2E 1	22211----2	9E 0			90
A61-2-----1	1E 2	62311111-2	3E 1	213-1-1-11	2E 1			91
A4-----1	7E 2	75-11-2-11	9E 1	322-11---1	1E 1			92
A6-----1	1E 3	A112-1-1-1	4E 1	223-11---1	1E 1			93
A52-3-----1	1E 2	31531211-1	1E 1	2-3-3-----2	6E 0			94
A211-----1	7E 3	A21-1----11	1E 3	41-1----1-1	2E 2			95
82121----2	1E 2	A1-----1	1E 4	1-31-----1	3E 1			96
A43-1-1--1	7E 2	A41-----1	2E 2	4121-----1	9E 1			97
9532-11--1	6E 1	8413--1--1	9E 0	21111---21	8E 0			98
A2-----1	1E 3	72211111-1	2E 1	223-----1	5E 1			99
771--1----1	6E 2	A3----11-1	2E 4	32-----1	2E 3			100
A23-----1	7E 2	531123-2-1	2E 1	4--1-----1	2E 3			101
8131-----1	6E 3	3251--1--1	8E 0	1-----1--1	8E 1			102
A3413-----1	5E 1	A23-1----1	1E 1	12-3---112	8E 0			103
A81-----1	1E 2	8222111--1	1E 1	3-3-2-1--1	6E 0			104
A72-----1	2E 2	8222--1-21	1E 1	2-4-2--1-1	6E 0			105
A22-1-2--1	6E 2	8123-11-11	4E 1	12212----2	1E 1			106
A321-----1	3E 3	A-----1	6E 4	9-----1	6E 3			107
A531--1--1	1E 2	94-21----11	6E 1	31--2-1--2	1E 1			108
A5311-----1	1E 2	523322---1	3E 1	22-1-2---1	4E 1			109

1968 DATA		ALL RATERS				REGULAR		COUNT ZEROS	
INDEX	CODE	ARMY		NAVY		AIR FORCE		DOD	
		R	N	R	N	R	N	R	N
3	TAMIL	0.142	23	0.399	18	-.182	10	0.281	51
4	TACIV	0.266	23	0.694	18	-.001	10	0.387	51
5	MILBS	0.129	22	0.225	18	-.351	10	0.083	51
6	CIVBS	0.219	23	0.695	18	-.317	10	0.342	51
7	MILMS	0.171	22	0.050	17	0.078	10	0.188	51
8	CIVMS	0.364	23	0.886	18	0.463	10	0.533	51
9	MILPH	0.197	19	0.104	10	0.267	10	0.138	51
10	CIVPH	0.381	23	0.796	17	0.590	10	0.585	51
11	MILND	0.207	9	0.018	11	0.178	1	0.074	51
12	CIVND	-.014	21	0.187	18	-.130	9	-.023	51
13	WGBRD	0.206	23	0.523	18	0.174	9	0.325	51
14	CLASS	0.263	23	0.748	18	-.025	10	0.385	51
15	TECHS	0.272	23	0.687	18	0.305	10	0.402	51
16	CIVSV	0.261	23	0.586	18	0.272	10	0.287	51
17	MILSV	0.113	19	-.202	16	0.078	10	0.028	51
18	MILST	0.000	0	0.000	0	0.000	0	0.000	51
19	OWNED	0.308	18	0.407	17	0.172	9	0.296	51
20	LEASD	0.535	5	0.462	11	0.168	4	0.409	51
21	RPRØP	0.236	21	0.619	18	0.244	10	0.468	51
22	EQUIP	0.279	22	0.832	18	-.177	10	0.473	51
23	LSPAC	0.314	23	0.776	18	0.053	10	0.525	51
24	ASPAC	0.027	23	0.175	18	-.081	10	0.002	51
25	ØSPAC	0.056	21	0.501	18	0.266	10	0.334	51
27	SEQIP	0.375	22	0.724	18	-.118	9	0.422	51
28	SEQNP	0.035	19	0.564	16	0.392	6	0.385	51
29	SEQPR	0.213	21	0.758	17	0.356	9	0.510	51
31	IHR+D	0.237	23	0.831	18	0.177	10	0.459	51
32	ØHR+D	0.120	22	0.484	18	-.153	10	0.205	51
33	IHPRØ	0.027	18	0.330	18	-.376	1	0.165	51
34	ØHPRØ	0.229	13	-.352	15	-.205	3	-.074	51
35	IHO+M	-.151	19	-.307	18	0.015	4	-.238	51
36	ØHO+M	0.402	10	-.180	15	-.376	3	0.029	51
37	MILCN	0.071	4	0.637	5	0.133	2	0.402	51
38	MILPA	0.175	18	0.365	18	0.114	4	0.273	51
39	IHO+MA	0.131	8	0.466	17	0.000	0	0.260	51

1968 DATA		ALL RATERS		REGULAR		COUNT ZEROS		INDEX
ARMY DENSITY	M/M	NAVY DENSITY	M/M	AIR FORCE DENSITY	M/M			
A111-----1	4E 2	A32-1-1--1	1E 2	5-11-2---1	9E 0		3	
83-722---1	7E 1	325122-111	1E 1	412-1--1-1	9E 0		4	
8142222--2	8E 1	753-1--1-1	2E 1	511-2----1	1		5	
A23411-1-1	5E 1	22152-2-13	1E 1	123-21---1	1		6	
68131-11-2	2E 1	6731-----1	2E 1	531-----1	1E 1		7	
96241-----1	1E 2	234241-1-1	1E 1	52-2-----1	9E 0		8	
A54-1-----1	5E 1	84111--111	9E 0	4131-----1	1E 1		9	
A324-1-1-2	5E 1	A2211-----1	2E 2	7-11-----1	7E 1		10	
A21--1---2	1E 1	A15---1--1	2E 1	9-----1	6E 0		11	
A5221-----1	1E 2	5312312--1	2E 1	24-111---1	4E 1		12	
A225-2--11	3E 2	56--2-1121	2E 1	41112----1	2E 2		13	
83-83----1	8E 1	31343-11-2	9E 0	512----1-1	5E 0		14	
A362-----1	1E 2	343411--11	1E 1	421-1--1-1	4E 1		15	
A23412---1	1E 2	232152-111	1E 1	2--221-1-2	9E 0		16	
A2-----1	1E 2	A3--1---11	6E 1	24-21----1	9E 0		17	
A-----	0E93	A-----	0E93	A-----	E93		18	
A221-----1	1E 4	A-----1	1E 6	9-----1	5E 4		19	
A-11-----1	2E 3	A21-----1	6E 3	71----1--1	5E 2		20	
A33211---1	6E 4	A321-----1	1E 2	4212-----1	3E 1		21	
96511-----1	8E 4	632221---2	2E 1	2231-1---1	3E 1		22	
852131--21	5E 2	58-12-1--1	3E 1	1121--12-2	1E 1		23	
74422111-1	2E 2	722-2-2--3	1E 1	322--1---2	1E 1		24	
A521-21--1	8E 5	A5-----1	1E 2	33---1--12	2E 1		25	
6433121-12	1E 4	763-1----1	6E 1	52-2-----1	6E 4		27	
46311331-1	6E 2	A231-----1	3E 3	611-1----1	6E 2		28	
A32-1-1--1	5E 3	A11-2-1-11	6E 3	221-121--1	2E 3		29	
A441-1---1	1E 2	644-1-11-1	1E 1	13121-----2	1E 1		31	
A51-1----1	1E 5	84-12-1--2	3E 1	1231-2---1	1E 1		32	
A-4--111-5	5E 3	93211--1-1	9E 2	9-----1	4E 2		33	
A--1-----11	5E 4	A1-11--1-1	6E 4	8-----1--1	2E 4		34	
A7111-1--1	6E 3	652211---1	6E 1	71--1-----1	1E 2		35	
A121--1--1	3E 3	A221-2---1	4E 2	81-----1	6E 3		36	
A-1---1--1	5E 2	A--1-----1	7E 3	8-1-----1	7E 3		37	
A3111----1	4E 3	5731-----2	8E 1	6--1--11-1	2E 3		38	
A11-----1	8E 3	821222---1	7E 3	A-----	E93		39	

1968 DATA		ALL RATERS		REGULAR		COUNT ZEROS			
INDEX	CODE	ARMY		NAVY		AIR FORCE		DOD	
		R	N	R	N	R	N	R	N
40	ØHØMA	0.052	4	0.136	13	-.335	3	0.095	51
41	HØUSE	0.028	21	0.720	18	0.122	9	0.364	51
42	IH6.1	0.541	21	0.690	18	0.535	7	0.554	51
43	IH6.2	0.322	22	0.699	18	-.388	9	0.429	51
44	IH6.3	0.128	17	0.807	17	-.237	4	0.296	51
45	IH6.4	0.094	17	0.435	16	-.726	5	0.209	51
46	IH6.5	-.051	19	0.204	18	0.133	3	-.042	51
47	IH6.6	0.060	14	0.700	13	0.072	3	0.240	51
48	IHMPE	0.279	20	0.490	15	0.242	5	0.308	51
49	ØH6.1	0.276	16	0.318	14	0.307	9	0.276	51
50	ØH6.2	0.100	20	0.221	18	0.030	9	0.192	51
51	ØH6.3	0.001	15	0.280	15	-.035	8	0.056	51
52	ØH6.4	-.004	16	0.330	13	-.827	6	-.032	51
53	ØH6.5	0.354	12	-.028	16	0.173	5	0.206	51
54	ØH6.6	0.093	10	0.415	12	-.149	3	0.161	51
55	ØHMPE	0.262	18	0.501	15	0.277	5	0.217	51
56	DEPRD	0.121	23	0.728	18	-.073	10	0.322	51
57	ØTHRD	0.343	19	0.637	13	-.149	7	0.313	51
58	NØNRD	0.375	13	0.533	6	0.495	4	0.405	51
59	DEPPR	0.201	16	-.286	18	-.209	3	-.055	51
60	ØTHPR	0.351	5	0.047	3	0.000	0	0.083	51
61	NØNPR	0.000	0	0.000	0	0.000	0	0.000	51
62	DEPØM	0.036	19	-.376	18	-.372	5	-.195	51
63	ØTHØM	0.098	4	0.402	1	0.000	0	0.278	51
64	DEPMS	0.200	15	0.583	18	0.191	6	0.398	51
65	ØTHMS	-.052	5	0.392	9	-.331	2	0.248	51
66	NØNMS	0.128	7	0.330	11	-.386	2	0.237	51
67	PATNT	0.278	20	0.654	18	0.281	10	0.369	51
68	PAPER	0.205	23	0.612	17	0.564	10	0.494	51
69	RPRTS	0.012	23	0.264	18	0.256	10	0.169	51
70	CIVGS	0.119	21	0.238	18	-.043	10	0.204	51
71	MILGS	0.200	12	0.253	12	-.207	10	0.217	51
72	CFTGS	0.223	19	0.542	17	-.037	8	0.347	51
73	MFTGS	0.092	1	0.000	0	-.323	4	0.075	51
74	MEETS	0.098	23	0.550	18	0.290	10	0.413	51

1968 DATA		ALL RATFRS		REGULAR		COUNT ZEROS		INDEX
ARMY		NAVY		AIR FORCE				
DENSITY	M/M	DENSITY	M/M	DENSITY	M/M			
A--11----1	5E 2	9113-11-11	2E 3	8-1-----1	4E 3			40
643112-312	1E 4	455111---1	1E 1	2131-1--11	6E 3			41
A3321-1-11	7E 3	A41-----1	2E 2	711-----1	2E 4			42
A431111-11	2E 4	A33-1----1	1E 1	220-11---1	1E 4			3
A4-----1	2E 4	45-12-41 1	9E 3	6-1---1--2	3E 2			44
A42-----11	1E 4	A22--1---2	1E 4	611--1---1	3E 2			45
A312-----1	1E 4	832111-1-1	4E 1	81-----1	5E 2			46
A-1-1-----1	1E 4	5122--51-2	8E 3	72-----1	7E 1			47
A222-1-122	3E 3	8421--2--1	8E 3	72-----1	1E 3			48
A2---1---1	5E 3	A2-1-----2	1E 3	411-1-1-11	1E 4			49
AA----2--1	1E 4	6231311--1	4E 1	3-4--1--11	4E 4			50
A4-----1	5E 4	A4----1-12	1E 4	4131-----1	2E 4			51
A421-----1	3E 4	A1---1--11	1E 4	72-----1	2E 4			52
A11-----11	4E 3	A3--111--2	2E 3	8--1-----1	6E 3			53
A-13-1---1	1E 4	96--2-----1	1E 4	8-----1--1	4E 3			54
A1-----1	3E 4	A2-2-----2	6E 3	6-11-1---1	5E 3			55
A811-----1	2E 2	44411-11-2	1E 3	2-31111--1	6E 0			56
A2-1-----1	3E 4	A11--22--1	1E 4	6-11-----2	1E 4			57
A12-1-----2	1E 3	A-----1	1E 4	6-12--- --1	7E 2			58
A--1-----2	6E 4	9411-1-1-1	5E 1	8-----1--1	2E 4			59
A-1-----2	5E 3	A--11-----1	2E 4	A-----1	5E93			60
A-----1	0E93	A-----1	0E93	A-----1	5E93			61
A331-111-1	7E 3	642111-111	6E 1	81-----1	6E 3			62
A--- 1---1	3E 2	A-----1	1E 3	A-----1	5E93			63
A11---1--1	9E 3	61213121-1	1E 2	4131-----1	7E 3			64
A1-----1	2E 3	A-----1	1E 4	8-1-----1	4E 3			65
A3-----1	4E 2	A2---11--2	1E 3	9-----1	2E 2			66
A21-2-11-1	1E 2	5532-2---1	5E 1	31-2-1---3	1E 1			67
961312---1	6E 1	8521-1---1	3E 2	32--11---3	2E 1			68
A42114---1	1E 2	3341122-11	8E 1	621-----1	2E 1			69
A34-11---1	2E 2	862--1---1	1E 2	2-3-111-11	6E 1			70
A41---1--1	1E 1	63422-----1	1E 1	23211-----1	7E 0			71
A623-1---1	3E 1	434-11-1-4	2E 1	2-1121-1-2	1E 1			72
A-----1	2E 0	A-----1	0E93	61-----1-2	8E 0			73
8842-----1	1E 2	4831-1---1	7E 1	3-31-1-1-1	2E 1			74

1968 DATA		ALL RATERS		REGULAR		COUNT ZEROS			
INDEX	CODE	ARMY		NAVY		AIR FORCE		DOD	
		R	N	R	N	R	N	R	N
75	MPRZF	0.176	23	0.133	18	-.143	10	0.141	51
76	CPRZF	0.254	23	0.822	18	0.051	10	0.421	51
77	TPRZF	0.254	23	0.801	18	-.043	10	0.436	51
78	TBACH	0.218	23	0.683	18	-.452	10	0.346	51
79	TMAST	0.362	23	0.881	18	0.416	10	0.577	51
80	TPHDS	0.368	23	0.799	17	0.621	10	0.578	51
81	TAPER	0.254	23	0.689	18	-.074	10	0.399	51
82	TSPAC	0.222	23	0.651	18	0.094	10	0.448	51
83	TR+D\$	0.171	23	0.779	18	-.092	10	0.365	51
84	TPRZ\$	0.215	18	-.222	18	-.209	3	-.031	51
85	TB+M\$	0.040	19	-.319	18	-.372	5	-.166	51
86	TPGM\$	0.238	23	0.488	18	-.157	10	0.315	51
87	TIH\$	0.222	23	0.774	18	0.213	10	0.429	51
88	IHI-2	0.416	22	0.707	18	0.174	10	0.563	51
89	IHI-3	0.334	23	0.794	18	0.168	10	0.546	51
90	IHI-4	0.289	23	0.808	18	0.157	10	0.510	51
91	OHI-2	0.155	20	0.269	18	0.102	10	0.234	51
92	OHI-3	0.044	21	0.300	18	0.064	10	0.179	51
93	OHI-4	0.030	21	0.349	18	-.177	10	0.140	51
94	TDEP\$	0.190	23	0.4	18	-.140	10	0.264	51
95	TFDSD	0.389	21	0.361	16	-.137	8	0.325	51
96	TNDSD	0.410	16	0.588	13	0.387	6	0.443	51
97	T6.1\$	0.464	21	0.713	18	0.484	9	0.526	51
98	T6.2\$	0.256	22	0.700	18	-.101	9	0.374	51
99	T6.3\$	0.034	17	0.561	17	-.040	8	0.131	51
100	T6.4\$	0.032	17	0.400	16	-.827	6	0.073	51
101	T6.5\$	0.055	19	0.182	18	0.171	6	0.048	51
102	T6.6\$	0.078	14	0.618	13	-.145	3	0.218	51
103	T61-2	0.336	22	0.729	18	0.163	10	0.513	51
104	T61-3	0.166	23	0.793	18	0.115	10	0.402	51
105	T61-4	0.131	23	0.739	18	-.128	10	0.343	51
106	T6H\$	0.226	22	-.066	18	-.242	10	0.127	51
107	ACRES	0.401	20	0.408	18	0.175	10	0.297	51
108	SEQAS	0.215	22	0.792	18	0.416	9	0.541	51
109	T6TND	0.002	21	0.150	18	-.102	9	-.010	51

1968 DATA		ALL RATERS		REGULAR		COUNT ZEROS		INDEX
ARMY DENSITY	M/M	NAVY DENSITY	M/M	AIR FORCE DENSITY	M/M			
843321--11	1E 2	7532-----1	3E 1	612-----1	9E 0			75
936211---1	6E 1	5225-2-121	8E 0	32-111---2	5E 0			76
935311---1	5E 1	232412--13	7E 0	21211--1-2	3E 0			77
A242211--1	5E 1	22242111-3	1E 1	1-3212---1	1E 1			78
95341-----1	1E 2	243133-1-1	1E 1	332----1-1	5E 0			79
94321--121	7E 1	93311-----1	2E 2	51-21----1	3E 1			80
83452-----1	8E 1	33422111-1	1E 1	32-21--1-1	4E 0			81
93213112-1	1E 2	97--1-----1	3E 1	1121--31-1	1E 1			82
A7-11-----1	1E 2	5342--1-21	1E 1	1-5-11-1-1	6E 0			83
A--1-----11	6E 4	9411--1-2	6E 2	8-----1--1	2E 4			84
A34--111-1	7E 3	543111-111	6E 1	81-----1	5E 3			85
A5113-----1	1E 2	336-122--1	2E 1	12221---11	7E 0			86
A362-1---1	1E 2	437-1-1--2	1E 1	112121---2	1E 1			87
A223121--1	2E 4	A411-----1	1E 1	22211----2	9E 0			88
A324-----1	8E 1	83321-----1	1E 1	22211----2	9E 0			89
A4321-----1	1E 2	833-111--1	2E 1	22211----2	9E 0			90
A71-2-----1	2E 4	62311111-2	3E 1	213-1-1-11	2E 1			91
A4-----1	7E 4	75-11-2-11	9E 1	322-11---1	1E 1			92
A6-----1	1E 5	A112-1-1-1	4E 1	223-11---1	1E 1			93
A52-3-----1	1E 2	31531211-1	1E 1	2-3-3----2	6E 0			94
A211-----1	3E 4	A21-1---11	3E 4	6-11---1-1	1E 4			95
A2121-----2	1E 3	A1-----1	1E 4	5-13-----1	7E 2			96
A43-1-1--1	1E 4	A41-----1	2E 2	5112-----1	3E 4			97
A433-11--1	3E 4	8413--1--1	9E 0	12112---21	5E 4			98
A2-----1	7E 4	72221-2-11	2E 4	4131-----1	2E 4			99
A71--1---1	4E 4	A3----11-1	2E 4	72-----1	2E 4			100
A33-----1	1E 4	531123-2-1	2E 1	8--1-----1	6E 3			101
A131-----1	3E 4	53251-1--1	1E 4	8-----1--1	4E 3			102
A4413-----1	4E 4	A23-1-----1	1E 1	12-3---112	8E 0			103
A81-----1	1E 2	8222111--1	1E 1	3-3-2-1--1	6E 0			104
A72-----1	2E 2	8222--1-21	1E 1	2-4-2--1-1	6E 0			105
A22-1-2--1	1E 5	8123-11-11	4E 1	12212----2	1E 1			106
A321-----1	1E 4	A-----1	6E 4	9-----1	6E 3			107
A4-1--1--1	5E 3	94-21---11	6E 1	221-11-1-2	2E 3			108
A4321-----1	1E 2	523322---1	3E 1	24-1-2---1	4E 1			109

APPENDIX F

Correlations Between Peer Ratings and Laboratory Properties for
Fiscal Years 1967, 1968, and 1969

[Count Zeros]

ARMY LABORATORIES

INDEX	CODE	FY 1967		FY 1968		FY 1969		AVG	
		R	N	R	N	R	N	R	N
3	TAMIL	.142	23	.142	23	.136	27	.142	23
4	TACIV	.264	23	.266	23	.227	27	.256	23
5	MILBS	.083	20	.129	22	.089	21	.109	22
6	CIVBS	.263	23	.219	23	.087	23	.191	23
7	MILMS	.145	20	.172	22	.192	23	.174	22
8	CIVMS	.356	23	.364	23	.283	27	.338	23
9	MILPH	.245	18	.197	19	.242	17	.245	17
10	CIVPH	.369	22	.381	23	.378	22	.378	23
11	MILND	.207	7	.207	9	-.243	10	.166	14
12	CIVND	-.075	21	-.014	21	.072	20	-.003	21
13	WGBRD	.191	23	.206	23	.202	27	.202	23
14	CLASS	.292	23	.263	23	.220	27	.264	23
15	TECHS	.443	23	.272	23	.206	23	.312	23
16	CIVSV	.277	23	.261	23	.163	22	.247	23
17	MILSV	.042	18	.113	19	.056	20	.082	19
18	MILST	0.000	0	0.000	0	.065	12	.068	11
19	OWNED	.326	18	.308	18	.283	17	.315	18
20	LEASD	.558	4	.535	5	.540	6	.554	6
21	RPROP	.249	22	.236	21	.105	21	.203	22
22	EGUIP	.291	23	.279	22	.194	22	.259	23
23	LSPAC	.327	23	.314	23	.198	27	.292	23
24	ASPAC	.126	23	.027	23	-.003	27	.044	23
25	OSPAC	.170	21	.056	21	.037	21	.082	21
27	SEGIP	0.000	0	.223	22	.195	22	.210	22
28	SEQNP	0.000	0	.035	19	-.164	20	-.150	20
29	SEGPR	0.000	0	.213	21	.380	20	.306	22
31	IHR+D	.289	23	.237	23	.176	23	.232	23
32	OHR+D	.109	22	.121	22	.078	22	.106	22
33	IHPRO	.110	17	.027	18	.244	16	.157	18
34	OHPRO	.480	14	.229	13	.295	13	.352	16
35	IHO+M	-.130	19	-.151	19	-.318	19	-.230	20
36	OHO+M	.282	14	.402	10	.212	13	.293	16
37	MILCN	-.124	3	.071	4	.023	5	-.041	6
38	MILPA	-.292	14	.173	18	.117	13	-.279	20
39	IHOMA	.518	9	.131	8	-.241	8	.011	13

ARMY LABORATORIES

INDEX	CODE	FY 1967		FY 1968		FY 1969		AVG	
		R	N	R	N	R	N	R	N
40	OHOMA	-.064	7	.052	4	-.290	6	-.286	9
41	HOUSE	.228	22	.028	21	.227	21	.195	22
42	IH6.1	.511	22	.541	21	.510	22	.524	22
43	IH6.2	.366	22	.322	22	.246	22	.310	22
44	IH6.3	.150	16	.128	17	.134	16	.136	17
45	IH6.4	.115	18	.094	17	.006	18	.076	19
46	IH6.5	-.030	19	-.051	19	-.074	20	-.051	20
47	IH6.6	.246	12	.060	14	.108	10	.131	15
48	IHMPE	.393	18	.279	20	.072	17	.263	21
49	OH6.1	.374	18	.276	16	.205	16	.285	19
50	OH6.2	.115	20	.101	20	.092	19	.106	20
51	OH6.3	-.106	14	.001	15	-.039	14	-.038	15
52	OH6.4	.047	16	-.004	16	-.014	13	.012	17
53	OH6.5	.166	13	.354	12	.223	11	.310	17
54	OH6.6	.073	9	.093	10	.008	8	.077	11
55	OHMPE	.197	17	.262	18	.248	14	.233	20
56	DEPRD	.142	23	.121	23	.090	23	.118	23
57	OTHRD	.263	18	.343	19	.327	18	.309	21
58	NONRD	.361	15	.375	13	.481	14	.421	17
59	DEPPR	.412	18	.201	16	.318	18	.317	18
60	OTHRP	.256	7	.351	5	.520	3	.352	8
61	NONPR	0.000	0	0.000	0	0.000	0	0.000	0
62	DEPOM	-.089	20	.036	19	-.156	20	-.091	21
63	OTHOM	.086	3	.098	4	.104	2	.106	5
64	DEPMS	.278	12	.200	15	-.270	13	-.205	19
65	OTHMS	.092	3	-.052	5	.332	6	.017	10
66	NONMS	.079	5	.128	7	.329	6	.190	9
67	PATNT	0.000	0	.278	20	.259	20	.269	20
68	PAPER	0.000	0	.205	23	.161	23	.193	23
69	RPRTS	0.000	0	.012	23	-.001	23	.005	23
70	CIVGS	0.000	0	.119	21	.160	21	.151	22
71	MILGS	0.000	0	.200	12	-.064	18	.045	18
72	CFTGS	0.000	0	.224	19	.295	19	.279	19
73	MFTGS	0.000	0	.092	1	-.240	1	.052	1
74	MEETS	0.000	0	.098	23	-.027	23	.047	23

ARMY LABORATORIES

INDEX	CODE	FY 1967		FY 1968		FY 1969		AVG	
		R	N	R	N	R	N	R	N
75	MPROF	.185	23	.176	23	.123	23	.172	23
76	CPROF	.290	23	.254	23	.159	23	.255	23
77	TPROF	.299	23	.254	23	.161	23	.238	23
78	TBACH	.261	23	.218	23	.090	23	.190	23
79	TMAST	.347	23	.362	23	.287	23	.334	23
80	TPHDS	.350	22	.369	23	.372	22	.366	23
81	TAPER	.258	23	.254	23	.221	23	.248	23
82	TSPAC	.283	23	.222	23	.160	23	.201	23
83	TR+D\$.186	23	.171	23	.128	23	.163	23
84	TPRO\$.440	18	.215	18	.325	18	.342	18
85	TO+M\$	-.029	20	.040	19	-.154	20	-.074	21
86	TPGM\$.203	23	.238	23	.137	23	.198	23
87	TIH\$.032	23	.222	23	.099	23	.117	23
88	IH1-2	.432	22	.417	22	.338	22	.395	22
89	IH1-3	.366	23	.334	23	.272	23	.321	23
90	IH1-4	.302	23	.289	23	.212	23	.266	23
91	OH1-2	.164	20	.155	20	.124	20	.152	20
92	OH1-3	.030	21	.044	21	.026	21	.035	21
93	OH1-4	.038	21	.030	21	.012	21	.027	21
94	TDEP\$.290	23	.190	23	.100	23	.193	23
95	TODOD	.330	18	.389	21	.361	21	.364	23
96	TNDOD	.376	18	.410	16	.543	16	.468	20
97	T6.1\$.472	22	.464	21	.417	22	.452	22
98	T6.2\$.246	22	.256	22	.193	22	.232	22
99	T6.3\$	-.029	16	.034	17	.028	16	.017	17
100	T6.4\$.074	18	.032	17	-.007	18	.036	19
101	T6.5\$.016	20	.055	19	-.019	20	.020	21
102	T6.6\$.150	12	.078	14	.059	10	.109	15
103	T61-2	.313	22	.336	22	.265	22	.305	22
104	T61-3	.181	23	.166	23	.150	23	.166	23
105	T61-4	.146	23	.131	23	.103	23	.127	23
106	TOH\$.331	22	.226	22	.151	22	.243	22
107	ACRES	.418	20	.401	20	.382	20	.413	20
108	SEQAS	0.000	0	.215	22	.148	22	.212	22
109	TCTND	.081	21	.003	21	.027	21	.037	21

NAVY LABORATORIES

INDEX	CODE	FY 1967		FY 1968		FY 1969		AVG	
		R	N	R	N	R	N	R	N
3	TAMIL	.379	17	.390	17	.388	17	.387	17
4	TACIV	.680	17	.684	17	.678	17	.681	17
5	MILBS	.166	17	.221	17	.179	17	.200	17
6	JIVBS	.723	17	.698	17	.714	17	.714	17
7	MILMS	.287	17	.030	17	.056	17	.106	17
8	CIVMS	.901	17	.910	17	.911	17	.910	17
9	MILPH	-.091	9	.088	10	.109	11	-.006	10
10	IVPH	.808	16	.815	16	.809	16	.811	16
11	MILND	-.034	10	.018	11	-.138	12	-.009	10
12	CIVND	.549	17	.307	17	.074	17	.388	17
13	WGBRD	.249	17	.527	17	.489	17	.458	17
14	CLASS	.682	17	.725	17	.723	17	.712	17
15	TECHS	.732	17	.673	17	.607	17	.701	17
16	CIVSV	.626	17	.592	17	.723	17	.714	17
17	MILSV	-.191	17	-.207	15	.251	16	-.081	17
18	MILST	0.000	0	0.000	0	.462	16	.464	15
19	OWNED	.403	15	.404	16	.404	16	.404	16
20	LEASD	.477	12	.457	11	.429	11	.500	11
21	RPROP	.586	16	.607	17	.609	17	.601	17
22	EQUIP	.793	17	.807	17	.791	17	.800	17
23	LSPAC	.747	17	.777	17	.570	17	.722	17
24	ASPAC	.013	17	.234	17	.345	17	.218	17
25	OSPAC	.378	17	.494	17	.475	17	.465	17
27	SEQIP	0.000	0	.746	17	.795	17	.773	17
28	SEQNP	0.000	0	.551	15	.655	14	.607	15
29	SEQPR	0.000	0	.756	16	.780	15	.776	16
31	IHR+D	.834	17	.828	17	.894	17	.857	17
32	OHR+D	.432	17	.520	17	.516	17	.493	17
33	IHPRO	.258	15	.348	17	.210	17	.280	17
34	OHPRO	-.419	13	-.278	14	-.254	16	-.316	16
35	IHO+M	-.309	17	-.334	17	-.496	17	-.420	17
36	OHO+M	-.410	14	-.192	14	-.458	16	-.398	16
37	MILCN	.442	5	.635	5	.083	4	.827	11
38	MILPA	.400	16	.355	17	.359	17	.373	17
39	IHOMA	.355	16	.457	16	.342	16	.418	16

NAVY LABORATORIES

INDEX	CODE	FY 1967		FY 1968		FY 1969		AVG	
		R	N	R	N	R	N	R	N
40	OHOMA	-.095	12	.120	13	.370	12	.298	14
41	HOUSE	.599	17	.695	17	.747	17	.688	17
42	IH6.1	.689	17	.711	17	.730	16	.711	17
43	IH6.2	.802	17	.738	17	.822	17	.794	17
44	IH6.3	.596	16	.784	16	.851	15	.753	16
45	IH6.4	.401	15	.430	15	.544	15	.512	15
46	IH6.5	.176	16	.249	17	.284	17	.239	17
47	IH6.6	.724	12	.707	12	.472	12	.688	12
48	IHMPE	.410	12	.483	14	.684	12	.558	15
49	OH6.1	.241	13	.367	13	.735	11	.612	16
50	OH6.2	.212	17	.286	17	.372	17	.298	17
51	OH6.3	.405	15	.406	14	.321	15	.395	16
52	OH6.4	.352	15	.326	12	.432	11	.423	15
53	OH6.5	.040	13	.182	15	.277	12	.179	15
54	OH6.6	.444	12	.449	11	.289	10	.477	12
55	OHMPE	.267	9	.497	14	.428	9	.496	15
56	DEPRD	.668	17	.720	17	.799	17	.732	17
57	OTHRD	.644	11	.633	12	.610	10	.672	13
58	NONRD	.606	7	.538	6	.542	5	.561	7
59	DEPPR	-.308	17	-.187	17	-.172	17	-.222	17
60	OTHRP	.095	4	.039	3	.030	4	.048	5
61	NONPR	0.000	0	0.000	0	0.000	0	0.000	0
62	DEPOM	-.421	17	-.407	17	-.478	17	-.464	17
63	OTHOM	.281	3	.399	1	-.300	3	.014	4
64	DEPHS	-.055	14	.584	17	.331	17	.447	1
65	OTHMS	.448	6	.388	9	.162	12	.426	13
66	NONMS	.251	10	.321	11	.583	12	.392	12
67	PATNT	0.000	0	.677	17	.763	17	.734	17
68	PAPER	0.000	0	.629	16	.745	17	.700	16
69	RPRTS	0.000	0	.303	17	.332	17	.326	17
70	CIVGS	0.000	0	.210	17	.467	16	.335	17
71	MILGS	0.000	0	.239	12	.309	10	.423	13
72	CFTGS	0.000	0	.562	16	.683	17	.646	17
73	MFTGS	0.000	0	0.000	0	0.000	0	0.000	0
74	MEETS	0.000	0	.614	17	.629	17	.634	17

NAVY LABORATORIES

INDEX	CODE	FY 1967		FY 1968		FY 1969		AVG	
		R	N	R	N	R	N	R	N
75	MPROF	.155	17	.126	17	.058	17	.115	17
76	CPROF	.820	17	.817	17	.830	17	.824	17
77	TPROF	.811	17	.799	17	.818	17	.811	17
78	TEACH	.715	17	.687	17	.708	17	.705	17
79	TMAST	.901	17	.906	17	.910	17	.909	17
80	TPHDS	.805	16	.817	16	.806	16	.811	16
81	TAPER	.664	17	.674	17	.669	17	.669	17
82	TSPAC	.574	17	.632	17	.564	17	.596	17
83	TR+DS	.727	17	.762	17	.830	17	.777	17
84	TPROF	-.268	17	-.145	17	-.149	17	-.165	17
85	TO+ME	-.392	17	-.350	17	-.503	17	-.450	17
86	TPGM	.448	17	.496	17	.455	17	.470	17
87	TIH	.757	17	.760	17	.755	17	.762	17
88	IH1-2	.774	17	.741	17	.800	17	.774	17
89	IH1-3	.844	17	.828	17	.846	17	.846	17
90	IH1-4	.836	17	.819	17	.892	17	.855	17
91	OH1-2	.244	17	.334	17	.485	17	.380	17
92	OH1-3	.381	17	.410	17	.423	17	.408	17
93	OH1-4	.379	17	.417	17	.451	17	.427	17
94	TDEP	.356	17	.464	17	.413	17	.417	17
95	T0000	.539	13	.360	15	.287	16	.413	16
96	TND00	.659	11	.591	12	.616	13	.627	13
97	T6.1	.705	17	.738	17	.755	16	.735	17
98	T6.2	.696	17	.742	17	.806	17	.756	17
99	T6.3	.509	16	.592	16	.664	16	.584	17
100	T6.4	.395	16	.395	15	.493	15	.473	16
101	T6.5	.170	17	.285	17	.384	17	.278	17
102	T6.6	.613	13	.609	12	.421	12	.632	13
103	T61-2	.741	17	.767	17	.813	17	.778	17
104	T61-3	.770	17	.817	17	.850	17	.820	17
105	T61-4	.730	17	.747	17	.812	17	.773	17
106	TOH	-.042	17	.054	17	.057	17	.028	17
107	ACRES	.404	16	.404	17	.404	17	.404	17
108	SEQAS	0.000	0	.775	17	.829	16	.804	17
109	TOTNL	.538	17	.257	17	.014	17	.320	17

AIR FORCE LABORATORIES

INDEX	CODE	FY 1967		FY 1968		FY 1969		AVG	
		R	N	R	N	R	N	R	N
3	TAMIL	-.138	10	-.182	10	-.061	10	-.127	10
4	TACIV	-.055	10	-.001	10	.315	10	-.013	10
5	MILBS	-.375	10	-.351	10	-.239	10	-.326	10
6	CIVBS	-.286	10	-.317	10	-.194	10	-.271	10
7	MILMS	.152	10	.078	10	.071	10	.095	10
8	CIVMS	.473	10	.463	10	.402	10	.452	10
9	MILPH	.310	10	.267	10	.231	10	.278	10
10	CIVPH	.588	10	.590	10	.501	10	.592	10
11	MILND	-.430	5	.178	1	-.185	2	-.407	5
12	CIVND	-.102	10	-.130	9	-.128	8	-.121	10
13	WGBRD	.161	9	.173	9	.183	9	.172	9
14	CLASS	-.089	10	-.025	10	-.017	10	-.043	10
15	TECHS	-.088	10	.305	10	.104	10	.147	10
16	CIVSV	-.081	9	.272	10	.477	10	.199	10
17	MILSV	-.511	10	.078	10	-.221	10	-.281	10
18	MILST	0.000	0	0.000	0	-.339	9	-.038	8
19	OWNED	.178	9	.178	9	.178	9	.178	9
20	LEASE	.164	4	.168	4	.140	5	.191	5
21	RPROP	.243	10	.244	10	.240	10	.243	10
22	EQUIP	-.224	10	-.177	10	-.116	10	-.177	10
23	LSPAC	.080	10	.053	10	.084	10	.073	10
24	ASPAC	-.079	10	-.081	10	-.122	10	-.098	10
25	OSPAC	.247	10	.266	10	.151	10	.245	10
27	SEQIP	0.000	0	-.118	9	-.143	10	-.131	10
28	SEQNP	0.000	0	.392	6	.112	9	.235	9
29	SEQPR	0.000	0	.356	9	-.388	10	.211	10
31	IHR+D	-.015	10	.177	10	.185	10	.123	10
32	OHR+D	-.377	10	-.153	10	-.342	10	-.210	10
33	IHPRG	-.285	2	-.376	1	-.376	1	-.340	2
34	OHPRG	-.157	3	-.205	3	-.308	3	-.229	4
35	IHO+M	.443	1	.015	4	-.117	3	-.060	4
36	OHO+M	-.379	2	-.376	3	-.374	2	-.377	3
37	MILCN	-.175	3	.133	2	.443	1	.243	5
38	MILPA	.089	4	.114	4	.157	4	.120	4
39	IHOMA	-.295	2	0.000	0	.168	2	.038	3

AIR FORCE LABORATORIES

INDEX	CODE	FY 1967		FY 1968		FY 1969		AVG	
		R	N	R	N	R	N	R	N
40	OHOMA	-.324	4	-.334	3	-.217	3	-.313	6
41	HOUSE	.357	7	.122	9	.184	8	.287	9
42	IH6.1	.515	7	.535	7	.521	8	.524	8
43	IH6.2	-.461	9	-.388	9	-.467	9	-.447	9
44	IH6.3	-.911	3	-.237	4	-.234	5	-.622	6
45	IH6.4	-.772	5	-.726	5	-.336	4	-.766	5
46	IH6.5	.444	4	.134	3	.073	2	.159	4
47	IH6.6	.155	2	.072	3	.070	2	.074	3
48	IHMPE	-.095	7	.242	5	.284	4	.263	8
49	OH6.1	.480	10	.307	9	.288	10	.360	10
50	OH6.2	.058	9	.030	9	.096	9	.058	9
51	OH6.3	-.369	8	-.035	8	-.327	9	-.185	9
52	OH6.4	-.887	5	-.827	6	-.815	7	-.860	7
53	OH6.5	.525	5	.173	5	.165	6	.306	6
54	OH6.6	-.349	3	-.149	3	-.007	4	-.151	4
55	OHMPE	-.105	8	.277	5	.377	4	.218	8
56	DEPRD	-.345	10	-.073	10	-.075	10	-.179	10
57	OTHRD	-.187	9	-.149	7	.256	6	.004	9
58	NONRD	.391	7	.495	4	.464	4	.467	7
59	DEPPR	-.162	4	-.208	3	-.310	3	-.232	4
60	OTMPR	0.000	0	0.000	0	0.000	0	0.000	0
61	NONPR	0.000	0	0.000	0	0.000	0	0.000	0
62	DEPOM	-.379	3	-.372	5	-.373	3	-.375	5
63	OTHOM	0.000	0	0.000	0	0.000	0	0.000	0
64	DEPHS	.045	7	.192	6	.468	3	.365	8
65	OTHMS	-.375	2	-.331	2	-.242	4	-.312	5
66	NONMS	-.376	1	-.385	2	.187	1	.088	3
67	FATNT	0.000	0	.281	10	.399	10	.369	10
68	PAPER	0.000	0	.564	10	.596	10	.598	10
69	RPRTS	0.000	0	.256	10	.164	10	.228	10
70	CIVGS	0.000	0	-.043	10	-.079	9	-.056	10
71	MILGS	0.000	0	-.207	10	-.522	10	-.466	10
72	CFTGS	0.000	0	-.037	8	.227	10	.087	10
73	MFTGS	0.000	0	-.324	4	.038	2	-.260	3
74	MEETS	0.000	0	.290	10	.434	10	.372	10

AIR FORCE LABORATORIES

INDEX	CODE	FY 1967		FY 1968		FY 1969		AVG	
		R	N	R	N	R	N	R	N
75	MPROF	-.141	10	-.143	10	-.055	10	-.113	10
76	CPROF	.084	10	.051	10	.132	10	.051	10
77	TPROF	.004	10	-.043	10	.093	10	.019	10
78	TBACH	-.420	10	-.452	10	-.264	10	-.386	10
79	TMAST	.486	10	.416	10	.373	10	.429	10
80	TPHDS	.632	10	.621	10	.636	10	.630	10
81	TAPER	-.104	10	-.074	10	-.013	10	-.063	10
82	TSPAC	.112	10	.094	10	.090	10	.098	10
83	TR+D\$	-.357	10	-.092	10	.025	10	-.159	10
84	TPROC\$	-.162	4	-.208	3	-.310	3	-.232	4
85	TO+M\$	-.379	3	-.372	5	-.373	3	-.375	5
86	TPGM\$	-.363	10	-.157	10	-.092	10	-.217	10
87	TIH\$	-.013	10	.213	10	.204	10	.143	10
88	IH1-2	.103	10	.174	10	.161	10	.150	10
89	IH1-3	.072	10	.168	10	.155	10	.136	10
90	IH1-4	-.022	10	.157	10	.149	10	.101	10
91	OH1-2	.164	10	.102	10	.188	10	.151	10
92	OH1-3	-.061	10	.064	10	.087	10	.030	10
93	OH1-4	-.377	10	-.176	10	-.123	10	-.237	10
94	TDEP\$	-.359	10	-.140	10	-.159	10	-.229	10
95	TODOD	-.237	9	-.197	8	.190	9	-.081	10
96	TNDOD	.383	8	.387	6	.527	5	.484	8
97	T6.1\$.519	10	.484	9	.477	10	.494	10
98	T6.2\$	-.084	9	-.101	9	-.125	9	-.103	9
99	T6.3\$	-.385	8	-.040	8	-.030	9	-.195	9
100	T6.4\$	-.882	5	-.827	6	-.814	7	-.857	7
101	T6.5\$.527	6	.170	6	.146	7	.290	7
102	T6.6\$	-.347	3	-.146	3	.001	4	-.135	4
103	T61-2	.179	10	.163	10	.221	10	.191	10
104	T61-3	-.039	10	.115	10	.140	10	.073	10
105	T61-4	-.374	10	-.128	10	-.069	10	-.202	10
106	TOH\$	-.400	10	-.242	10	-.180	10	-.289	10
107	ACRES	.180	10	.180	10	.182	10	.181	10
108	SEQAS	0.000	0	.416	9	-.006	10	.246	10
109	TCTND	-.177	10	-.102	9	-.140	8	-.156	10

DOD LABORATORIES

INDEX	CODE	FY 1967		FY 1968		FY 1969		AVG	
		R	N	R	N	R	N	R	N
3	TAMIL	.293	50	.279	50	.317	50	.298	50
4	TACIV	.379	50	.399	50	.379	50	.388	50
5	MILBS	.045	50	.081	50	.090	50	.075	50
6	CIVBS	.385	50	.368	50	.316	50	.359	50
7	MILMS	.234	50	.185	50	.168	50	.195	50
8	CIVMS	.523	50	.555	50	.531	50	.539	50
9	MILPH	.154	50	.134	50	.138	50	.146	50
10	CIVPH	.575	50	.596	50	.597	50	.591	50
11	MILND	.072	50	.080	50	-.202	50	.011	50
12	CIVND	.193	50	-.022	50	-.003	50	.076	50
13	WGBRO	.183	50	.332	50	.315	50	.290	50
14	CLASS	.406	50	.401	50	.379	50	.400	50
15	TECHS	.506	50	.413	50	.345	50	.434	50
16	CIVSV	.336	50	.321	50	.426	50	.387	50
17	MILSV	.056	50	.029	50	.146	50	.082	50
18	MILST	0.000	50	0.000	50	.347	50	.348	50
19	OWNED	.294	50	.295	50	.294	50	.295	50
20	LEASD	.477	50	.408	50	.383	50	.458	50
21	RPROP	.454	50	.463	50	.421	50	.450	50
22	EQUIP	.453	50	.484	50	.443	50	.467	50
23	LSPAC	.518	50	.535	50	.408	50	.505	50
24	ASPAC	-.013	50	.032	50	.033	50	.020	50
25	OSPAC	.271	50	.332	50	.285	50	.309	50
27	SEQIP	0.000	50	.381	50	.370	50	.377	50
28	SEGNP	0.000	50	.382	50	.062	50	.243	50
29	SEQPR	0.000	50	.512	50	.525	50	.542	50
31	IHR+D	.479	50	.471	50	.463	50	.473	50
32	OHR+D	.208	50	.230	50	.251	50	.234	50
33	IHPRO	.150	50	.185	50	.171	50	.177	50
34	OHPRO	.024	50	-.041	50	-.025	50	-.017	50
35	IHO+M	-.229	50	-.240	50	-.372	50	-.309	50
36	OHO+M	-.121	50	.029	50	-.112	50	-.076	50
37	MILCN	.289	50	.401	50	.168	50	.525	50
38	MILPA	-.201	50	.271	50	.308	50	-.146	50
39	IHOMA	.363	50	.258	50	-.033	50	.168	50

DOD LABORATORIES

INDEX	CODE	FY 1967		FY 1968		FY 1969		AVG	
		R	N	R	N	R	N	R	N
40	OHOMA	-.076	50	.092	50	-.388	50	-.095	50
41	HOUSE	.358	50	.366	50	.465	50	.413	50
42	IH6.1	.549	50	.565	50	.546	50	.555	50
43	IH6.2	.478	50	.450	50	.454	50	.464	50
44	IH6.3	.325	50	.327	50	.234	50	.305	50
45	IH6.4	.062	50	.209	50	.251	50	.196	50
46	IH6.5	-.030	50	-.022	50	-.015	50	-.023	50
47	IH6.6	.412	50	.264	50	.229	50	.315	50
48	IHMPE	.279	50	.306	50	.278	50	.321	50
49	OH6.1	.319	50	.279	50	.290	50	.299	50
50	OH6.2	.214	50	.196	50	.235	50	.218	50
51	OH6.3	.095	50	.096	50	.100	50	.106	50
52	OH6.4	-.042	50	-.034	50	.072	50	-.001	50
53	OH6.5	.193	50	.258	50	.246	50	.276	50
54	OH6.6	.206	50	.208	50	.153	50	.229	50
55	OHMPE	.125	50	.216	50	.248	50	.193	50
56	DEPRD	.336	50	.345	50	.366	50	.353	50
57	OTHRD	.266	50	.320	50	.317	50	.314	50
58	NONRD	.497	50	.409	50	.417	50	.441	50
59	DEPPR	.035	50	-.015	50	.014	50	.011	50
60	OTHRP	.114	50	.081	50	.069	50	.096	50
61	NONPR	0.000	50	0.000	50	0.000	50	0.000	50
62	DEPOM	-.256	50	-.198	50	-.304	50	-.272	50
63	OTHOM	.204	50	.277	50	-.177	50	.037	50
64	DEPMS	.143	50	.396	50	-.051	50	.093	50
65	OTHMS	.175	50	.247	50	.160	50	.242	50
66	NONMS	.192	50	.235	50	.416	50	.308	50
67	PATNT	0.000	0	.391	50	.444	50	.423	50
68	PAPER	0.000	0	.504	50	.553	50	.542	50
69	PPRIS	0.000	0	.193	50	.193	50	.198	50
70	CIVGS	0.000	0	.195	50	.196	50	.208	50
71	MILGS	0.000	0	.214	50	.081	50	.169	50
72	CFTGS	0.000	0	.364	50	.328	50	.360	50
73	MFTGS	0.000	0	.074	50	.057	50	.077	50
74	MEETS	0.000	0	.449	50	.483	50	.484	50

DOD LABORATORIES

INDEX	CODE	FY 1967		FY 1968		FY 1969		AVG	
		R	N	R	N	R	N	R	N
75	MPROF	.141	50	.139	50	.119	50	.137	50
76	CPROF	.458	50	.444	50	.409	50	.439	50
77	TPROF	.477	50	.457	50	.418	50	.453	50
78	TBACH	.387	50	.370	50	.319	50	.361	50
79	TMAST	.578	50	.598	50	.570	50	.586	50
80	TPHDS	.562	50	.589	50	.587	50	.582	50
81	TAPER	.391	50	.407	50	.394	50	.399	50
82	TSPAC	.411	50	.441	50	.351	50	.408	50
83	TR+D\$.371	50	.385	50	.410	50	.393	50
84	TPRO\$.056	50	.004	50	.024	50	.027	50
85	TO+M\$	-.223	50	-.168	50	-.314	50	-.260	50
86	TPGM\$.267	50	.336	50	.297	50	.307	50
87	TIH\$.276	50	.445	50	.369	50	.377	50
88	IH1-2	.601	50	.581	50	.583	50	.591	50
89	IH1-3	.591	50	.566	50	.535	50	.567	50
90	IH1-4	.511	50	.523	50	.508	50	.517	50
91	OH1-2	.255	50	.239	50	.276	50	.259	50
92	OH1-3	.217	50	.203	50	.203	50	.212	50
93	OH1-4	.165	50	.159	50	.190	50	.174	50
94	TOEP\$.299	50	.293	50	.250	50	.284	50
95	TODOD	.293	50	.326	50	.325	50	.336	50
96	TNDOD	.525	50	.446	50	.480	50	.491	50
97	T6.1\$.534	50	.535	50	.519	50	.531	50
98	T6.2\$.367	50	.390	50	.426	50	.398	50
99	T6.3\$.193	50	.172	50	.163	50	.187	50
100	T6.4\$	-.006	50	.072	50	.155	50	.080	50
101	T6.5\$.034	50	.084	50	.081	50	.067	50
102	T6.6\$.319	50	.252	50	.230	50	.294	50
103	T61-2	.500	50	.530	50	.549	50	.531	50
104	T61-3	.446	50	.429	50	.434	50	.442	50
105	T61-4	.348	50	.363	50	.388	50	.371	50
106	TOH\$.179	50	.162	50	.154	50	.169	50
107	ACRES	.296	50	.296	50	.295	50	.296	50
108	SEQAS	0.000	50	.537	50	.436	50	.529	50
109	TOTND	.206	50	.033	50	-.046	50	.073	50

APPENDIX G

Correlations Between Laboratory Properties and Ratings of
Various Peer Groups for
Fiscal Year 1968

[Count Zeros]

ARMY LABORATORIES

INDEX	CODE	DSC		LABS		ANF		IND	
		R	N	R	N	R	N	R	N
3	TAMIL	.183	23	.075	23	.084	23	.166	23
4	TACIV	.313	23	.214	23	.250	23	.273	23
5	MILBS	.181	22	.137	22	.153	22	-.008	22
6	CIVBS	.300	23	.190	23	.207	23	.156	23
7	MILMS	.173	22	.175	22	.209	22	.128	22
8	CIVMS	.415	23	.322	23	.341	23	.287	23
9	MILPH	.194	19	.183	19	.221	19	.226	19
10	CIVPH	.436	23	.291	23	.402	23	.360	23
11	MILND	.320	9	.086	9	.125	9	.174	9
12	CIVND	.045	21	-.050	21	.057	21	.002	21
13	WGBRD	.214	23	.175	23	.193	23	.254	23
14	CLASS	.317	23	.209	23	.248	23	.260	23
15	TECHS	.315	23	.192	23	.214	23	.306	23
16	CIVSV	.299	23	.245	23	.266	23	.212	23
17	MILSV	.157	19	.053	19	.046	19	.121	19
18	MILST	.000	0	.000	0	.000	0	.000	0
19	OWNED	.431	18	.200	18	.338	18	.227	18
20	LEASD	.393	5	.608	5	.505	5	.426	5
21	RPROP	.315	21	.124	21	.276	21	.275	21
22	EQUIP	.354	22	.202	22	.243	22	.243	22
23	LSPAC	.317	23	.208	23	.267	23	.449	23
24	ASPAC	.061	23	.013	23	.012	23	.064	23
25	OSPAC	.078	21	.032	21	.103	21	.079	21
27	SEQIP	.278	22	.156	22	.153	22	.193	22
28	SEQNP	.112	19	.019	19	.114	19	-.014	19
29	SEQPR	.197	21	.242	21	.203	21	.191	21
31	IHR+D	.309	23	.189	23	.196	23	.191	23
32	OHR+D	.210	22	.045	22	.052	22	.107	22
33	IHPRC	.077	18	.046	18	.053	18	-.027	18
34	OHPRG	.191	13	.296	13	.264	13	.112	13
35	IHO+M	-.104	19	-.153	19	-.055	19	-.147	19
36	OHO+M	.355	10	.458	10	.456	10	.282	10
37	MILCN	-.014	4	.094	4	.019	4	.192	4
38	MILPA	.232	18	.094	18	.136	18	.173	18
39	IHOMA	.054	8	.084	8	.047	8	.307	8

APPENDIX G

Correlations Between Laboratory Properties and Ratings of
Various Peer Groups for
Fiscal Year 1968

[Count Zeros]

ARMY LABORATORIES

INDEX	CODE	DSC		LABS		ANF		IND	
		R	N	R	N	R	N	R	N
40	OHOMA	-.037	4	.157	4	.043	4	.002	4
41	HOUSE	.117	21	-.079	21	-.009	21	.148	21
42	IH6.1	.591	21	.497	21	.541	21	.414	21
43	IH6.2	.400	22	.234	22	.312	22	.324	22
44	IH6.3	.187	17	.051	17	.036	17	.144	17
45	IH6.4	.124	17	.121	17	.066	17	.017	17
46	IH6.5	.019	19	-.105	19	-.103	19	-.029	19
47	IH6.6	.092	14	.104	14	.064	14	-.036	14
48	IHMPE	.333	20	.223	20	.243	20	.257	20
49	OH6.1	.327	16	.254	16	.246	16	.190	16
50	OH6.2	.160	20	.004	20	.035	20	.225	20
51	OH6.3	.047	15	-.058	15	-.089	15	.050	15
52	OH6.4	.059	16	-.038	16	-.061	16	-.020	16
53	OH6.5	.410	12	.335	12	.345	12	.234	12
54	OH6.6	.125	10	.151	10	.110	10	-.042	10
55	OHMPE	.398	18	.139	18	.244	18	.176	18
56	DEPRD	.191	23	.071	23	.064	23	.107	23
57	OTHRD	.460	19	.223	19	.308	19	.266	19
58	NONRD	.430	13	.357	13	.371	13	.223	13
59	DEPPR	.178	16	.264	16	.240	16	.085	16
60	OTHRP	.245	5	.412	5	.321	5	.309	5
61	NONPK	.000	0	.030	0	.000	0	.000	0
62	DEPON	.059	19	.057	19	.135	19	.014	19
63	OTHOM	.003	4	.089	4	.081	4	.233	4
64	DEPMS	.159	15	.132	15	.108	15	.327	15
65	OTHMS	-.070	5	-.043	5	-.038	5	.034	5
66	NONMS	.030	7	.093	7	.074	7	.326	7
67	PATNT	.345	20	.242	20	.248	20	.199	20
68	PAPER	.264	23	.158	23	.224	23	.138	23
69	RPRTS	.097	23	-.033	23	-.006	23	.042	23
70	CIVGS	.182	21	.045	21	.077	21	.129	21
71	MILGS	.165	12	.163	12	.252	12	.265	12
72	CFTGS	.355	19	.139	19	.221	19	.105	19
73	MFIGS	.141	1	.031	1	.012	1	.095	1
74	MEETS	.196	23	.030	23	.067	23	.080	23

ARMY LABORATORIES

INDEX	CODE	DSC		LABS		ANF		IND	
		R	N	R	N	R	N	R	N
75	MPROF	.216	23	.169	23	.198	23	.091	23
76	CPROF	.329	23	.214	23	.238	23	.196	23
77	TPROF	.329	23	.217	23	.243	23	.191	23
78	TBACH	.298	23	.192	23	.209	23	.145	23
79	TMAST	.412	23	.323	23	.344	23	.285	23
80	TPHDS	.413	23	.290	23	.393	23	.359	23
81	TAPER	.302	23	.197	23	.230	23	.265	23
82	TSPAC	.237	23	.144	23	.208	23	.320	23
83	TR+DS	.256	23	.105	23	.113	23	.145	23
84	TPROS	.186	18	.279	18	.251	18	.100	18
85	TO+MS	.058	19	.060	19	.137	19	-.005	19
86	TPGMS	.302	23	.199	23	.198	23	.179	23
87	TIHS	.290	23	.173	23	.186	23	.193	23
88	IH1-2	.493	22	.334	22	.408	22	.380	22
89	IH1-3	.409	23	.247	23	.292	23	.315	23
90	IH1-4	.357	23	.229	23	.248	23	.252	23
91	OH1-2	.216	20	.071	20	.094	20	.231	20
92	OH1-3	.096	21	-.023	21	-.040	21	.103	21
93	OH1-4	.087	21	-.029	21	-.048	21	.067	21
94	TDEPS	.242	23	.166	23	.153	23	.139	23
95	TODOD	.488	21	.278	21	.350	21	.312	21
96	TNDOD	.436	16	.382	16	.390	16	.317	16
97	T6.1S	.516	21	.426	21	.452	21	.347	21
98	T6.2S	.333	22	.156	22	.221	22	.310	22
99	T6.3S	.084	17	-.030	17	-.057	17	.075	17
100	T6.4S	.085	17	.020	17	-.016	17	-.007	17
101	T6.5S	.126	19	.007	19	.012	19	.040	19
102	T6.6S	.111	14	.130	14	.088	14	-.040	14
103	T61-2	.411	22	.247	22	.305	22	.343	22
104	T61-3	.230	23	.088	23	.096	23	.195	23
105	T61-4	.194	23	.070	23	.065	23	.140	23
106	TOHS	.281	22	.197	22	.187	22	.153	22
107	ACRES	.501	20	.305	20	.426	20	.301	20
108	SEQAS	.210	22	.241	22	.216	22	.187	22
109	TOTND	.068	21	-.041	21	-.045	21	.015	21

NAVY LABORATORIES

INDEX	CODE	DSC		LABS		ANF		IND	
		R	N	R	N	R	N	R	N
3	TAMIL	.430	18	.392	18	.390	18	.229	18
4	TACIV	.693	18	.672	18	.696	18	.624	18
5	MILBS	.235	18	.253	18	.223	18	.074	18
6	CIVBS	.704	18	.709	18	.718	18	.483	18
7	MILMS	.026	17	.094	17	.023	17	-.037	17
8	CIVMS	.875	18	.878	18	.890	18	.633	18
9	MILPH	.065	10	.147	10	.075	10	.130	10
10	CIVPH	.732	17	.786	17	.744	17	.744	17
11	MILND	.032	11	.039	11	-.007	11	-.035	11
12	CIVND	.241	18	.121	18	.146	18	.198	18
13	WGBRD	.515	18	.504	18	.534	18	.547	18
14	CLASS	.751	18	.726	18	.746	18	.631	18
15	TECHS	.701	18	.649	18	.668	18	.582	18
16	CIVSV	.613	18	.600	18	.625	18	.392	18
17	MILSV	-.180	16	-.222	16	-.164	16	-.126	16
18	MILST	.000	0	.000	0	.000	0	.000	0
19	OWNED	.450	17	.360	17	.428	17	.390	17
20	LEASD	.491	11	.424	11	.471	11	.409	11
21	RPROP	.631	18	.592	18	.652	18	.557	18
22	EQUIP	.828	18	.808	18	.833	18	.662	18
23	LSPAC	.735	18	.746	18	.749	18	.715	18
24	ASPAC	.165	18	.122	18	.141	18	.355	18
25	OSPAC	.532	18	.470	18	.528	18	.459	18
27	SEQIP	.701	18	.666	18	.707	18	.652	18
28	SEQNP	.617	16	.518	16	.587	16	.502	16
29	SEOPR	.752	17	.696	17	.740	17	.629	17
31	IHR+D	.813	18	.815	18	.798	18	.680	18
32	OHR+D	.534	18	.498	18	.489	18	.269	18
33	IHPRO	.359	18	.266	18	.332	18	.439	18
34	OHPRO	-.285	15	-.417	15	-.364	15	-.187	15
35	IHO+M	-.322	18	-.298	18	-.281	18	-.166	18
36	OHO+M	-.151	15	-.148	15	-.150	15	-.355	15
37	MILCN	.589	5	.598	5	.586	5	.664	5
38	MILPA	.386	18	.363	18	.347	18	.230	18
39	IHONA	.478	17	.433	17	.545	17	.401	17

NAVY LABORATORIES

INDEX	CODE	DSC		LABS		ANF		IND	
		R	N	R	N	R	N	R	N
40	OHOMA	.137	13	.177	13	.251	13	-.114	13
41	HOUSE	.720	18	.709	18	.715	18	.597	18
42	IH6.1	.626	18	.679	18	.631	18	.645	18
43	IH6.2	.650	18	.691	18	.647	18	.590	18
44	IH6.3	.817	17	.799	17	.795	17	.583	17
45	IH6.4	.459	18	.432	16	.423	16	.327	16
46	IH6.5	.223	18	.193	18	.144	18	.182	18
47	IH6.6	.742	13	.679	13	.709	13	.506	13
48	IHMPE	.499	15	.448	15	.532	15	.395	15
49	OH6.1	.308	14	.426	14	.353	14	-.122	14
50	OH6.2	.263	18	.295	18	.243	18	-.159	18
51	OH6.3	.366	15	.256	15	.230	15	.093	15
52	OH6.4	.354	13	.358	13	.315	13	.190	13
53	OH6.5	-.029	16	.004	16	-.023	16	.069	16
54	OH6.6	.486	12	.363	12	.442	12	.428	12
55	OHMPE	.430	15	.542	15	.498	15	.373	15
56	DEPRD	.747	18	.723	18	.711	18	.517	18
57	OTHRD	.594	13	.649	13	.633	13	.622	13
58	NONRD	.475	6	.504	6	.479	6	.556	6
59	DEPPR	-.225	18	-.351	18	-.294	18	-.091	18
60	OTHPR	.098	3	-.019	3	.032	3	.079	3
61	NONPR	.000	0	.000	0	.000	0	.000	0
62	DEPOM	-.383	18	-.348	18	-.349	18	-.335	18
63	OTHOM	.444	1	.353	1	.422	1	.396	1
64	DEPMS	.544	18	.570	18	.619	18	.458	18
65	OTHMS	.433	9	.346	9	.439	9	.387	9
66	NONMS	.244	11	.429	11	.337	11	.265	11
67	PATNT	.689	18	.637	18	.640	18	.482	18
68	PAPER	.582	17	.605	17	.551	17	.423	17
69	RPRTS	.221	18	.315	18	.252	18	.274	18
70	CIVGS	.207	18	.318	18	.315	18	.004	18
71	MILGS	.250	12	.240	12	.341	12	.222	12
72	CFTGS	.583	17	.552	17	.622	17	.223	17
73	MFTCS	.000	0	.000	0	.000	0	.000	0
74	MEETS	.537	18	.527	18	.513	18	.448	18

NAVY LABORATORIES

INDEX	CODE	DSC		LABS		ANF		IND	
		R	N	R	N	R	N	R	N
75	MPROF	.131	18	.169	18	.115	18	.030	18
76	CPROF	.818	18	.824	18	.827	18	.612	18
77	TPROF	.798	18	.806	18	.805	18	.592	18
78	TBACH	.693	18	.698	18	.705	18	.471	18
79	THAST	.868	18	.878	18	.882	18	.623	18
80	TPHDS	.734	17	.792	17	.747	17	.749	17
81	TAPER	.693	18	.668	18	.690	18	.600	18
82	TSPAC	.661	18	.614	18	.661	18	.607	18
83	TR+D\$.785	18	.773	18	.757	18	.590	18
84	TPRO\$	-.157	18	-.295	18	-.233	18	-.051	18
85	TO+M\$	-.320	18	-.299	18	-.289	18	-.279	18
86	TPGM\$.527	18	.443	18	.473	18	.436	18
87	TIH\$.764	18	.745	18	.704	18	.684	18
88	IH1-2	.651	18	.698	18	.651	18	.624	18
89	IH1-3	.748	18	.785	18	.743	18	.674	18
90	IH1-4	.776	18	.799	18	.761	18	.672	18
91	OH1-2	.304	18	.359	18	.297	18	-.167	18
92	OH1-3	.378	18	.316	18	.312	18	.009	18
93	OH1-4	.409	18	.372	18	.348	18	.097	18
94	TDEP\$.484	18	.401	18	.427	18	.370	18
95	TODOD	.391	16	.310	16	.355	16	.374	16
96	TNOOD	.516	13	.572	13	.534	13	.601	13
97	T6.1\$.650	18	.711	18	.658	18	.632	18
98	T6.2\$.664	18	.709	18	.657	18	.518	18
99	T6.3\$.619	17	.542	17	.555	17	.338	17
100	T6.4\$.425	16	.411	16	.380	16	.275	16
101	T6.5\$.200	18	.185	18	.175	18	.202	18
102	T6.6\$.680	13	.578	13	.637	13	.516	13
103	T61-2	.679	18	.733	18	.679	18	.564	18
104	T61-3	.777	18	.789	18	.752	18	.592	18
105	T61-4	.738	18	.741	18	.704	18	.542	18
106	TOH\$.015	18	-.111	18	-.069	18	-.050	18
107	ACRES	.450	18	.360	18	.428	18	.390	18
108	SEQAS	.804	18	.727	18	.785	18	.668	18
109	TOTND	.196	18	.105	18	.110	18	.143	18

AIR FORCE LABORATORIES

INDEX	CODE	DSC		LABS		ANF		IND	
		R	N	R	N	R	N	R	N
3	TAMIL	-.283	10	-.214	10	-.179	10	-.008	10
4	TACIV	.058	10	.201	10	.017	10	-.592	10
5	MILBS	-.463	10	-.375	10	-.325	10	-.018	10
6	CIVBS	-.262	10	-.094	10	-.303	10	-.716	10
7	MILMS	-.086	10	.062	10	.041	10	.272	10
8	CIVMS	.453	10	.597	10	.352	10	-.015	10
9	MILPH	.136	10	.186	10	.303	10	.469	10
10	CIVPH	.620	10	.666	10	.628	10	.079	10
11	MILND	.332	1	.147	1	.463	1	.027	1
12	CIVND	-.045	9	.051	9	-.003	9	-.611	9
13	WGBRD	.224	9	.051	9	.051	9	.131	9
14	GLASS	.038	10	.190	10	.040	10	-.633	10
15	TECHS	.301	10	.246	10	.196	10	.119	10
16	CIVSV	.346	10	.445	10	.224	10	-.385	10
17	MILSV	-.078	10	.027	10	.040	10	.286	10
18	MILST	.000	0	.000	0	.000	0	.000	0
19	OWNED	.192	9	-.040	9	.082	9	.348	9
20	LEASD	.222	4	.352	4	.198	4	-.458	4
21	RPROP	.254	10	.118	10	.112	10	.221	10
22	EQUIP	-.136	10	.034	10	-.178	10	-.649	10
23	LSPAC	.138	10	.147	10	.007	10	-.419	10
24	ASPAC	-.048	10	-.059	10	-.065	10	-.257	10
25	OSPAC	.272	10	.351	10	.179	10	-.157	10
27	SEQIP	-.063	9	.059	9	-.002	9	-.636	9
28	SEQNP	.453	6	.519	6	.446	6	-.250	6
29	SEQPR	.234	9	.467	9	.235	9	.107	9
31	IHR+D	.207	10	.318	10	.211	10	-.365	10
32	OHR+C	-.165	10	-.086	10	-.287	10	-.201	10
33	IHPRO	-.275	1	-.213	1	-.197	1	-.796	1
34	OHPRO	-.025	3	-.075	3	.118	3	-.690	3
35	IHO+H	.189	4	.053	4	.362	4	-.289	4
36	OHO+H	-.296	3	-.209	3	-.211	3	-.767	3
37	MILCN	-.008	2	.163	2	-.139	2	.301	2
38	MILPA	.205	4	.165	4	.202	4	-.388	4
39	IHOMA	.000	0	.000	0	.000	0	.000	0

AIR FORCE LABORATORIES

INDEX	CODE	DSC		LABS		ANF		IND	
		R	N	R	N	R	N	R	N
40	OHOMA	-.197	3	-.179	3	-.089	3	-.790	3
41	HOUSE	.196	9	.365	9	.210	9	-.588	9
42	IH6.1	.536	7	.611	7	.528	7	.064	7
43	IH6.2	-.339	9	-.314	9	-.323	9	-.502	9
44	IH6.3	-.252	4	-.180	4	-.282	4	-.209	4
45	IH6.4	-.779	5	-.731	5	-.730	5	-.228	5
46	IH6.5	-.029	3	.102	3	.079	3	.348	3
47	IH6.6	-.075	3	.066	3	.045	3	.223	3
48	IHMPE	.118	5	.231	5	-.008	5	.334	5
49	OH6.1	.343	9	.473	9	.445	9	-.347	9
50	OH6.2	.067	9	.039	9	-.110	9	-.096	9
51	OH6.3	-.137	8	.008	8	-.241	8	.147	8
52	OH6.4	-.821	6	-.841	6	-.740	6	-.364	6
53	OH6.5	.071	5	.110	5	.222	5	.363	5
54	OH6.6	-.235	3	-.091	3	-.089	3	-.154	3
55	OHMPE	.306	5	.470	5	.259	5	-.276	5
56	DEPRD	-.050	10	.011	10	-.207	10	-.259	10
57	OTHRD	-.228	7	-.037	7	-.122	7	-.288	7
58	NONRD	.436	4	.532	4	.340	4	.220	4
59	DEPPR	-.029	3	-.077	3	.113	3	-.693	3
60	OTHRP	.000	0	.000	0	.000	0	.000	0
61	NONPR	.000	0	.000	0	.000	0	.000	0
62	DEPOM	-.288	5	-.206	5	-.199	5	-.768	5
63	OTHOM	.000	0	.000	0	.000	0	.000	0
64	DEPMS	.090	6	.247	6	-.047	6	.125	6
65	OTHMS	-.192	2	-.176	2	-.083	2	-.787	2
66	NONMS	-.273	2	-.227	2	-.205	2	-.813	2
67	PATNT	.331	10	.431	10	.279	10	-.129	10
68	PAPER	.530	10	.627	10	.664	10	.286	10
69	RPRTS	.396	10	.248	10	.548	10	.039	10
70	CIVGS	.035	10	.145	10	-.087	10	-.566	10
71	MILGS	-.323	10	-.285	10	-.207	10	.156	10
72	CFTGS	-.027	8	-.130	8	-.222	8	.192	8
73	MFTGS	-.399	4	-.395	4	-.521	4	.162	4
74	MEETS	.156	10	.318	10	.246	10	.248	10

AIR FORCE LABORATORIES

INDEX	CODE	DSC		LABS		ANF		IND	
		R	N	R	N	R	N	R	N
75	MPROF	-.280	10	-.171	10	-.134	10	.139	10
76	CPROF	.101	10	.280	10	.048	10	-.534	10
77	TPROF	-.083	10	.157	10	-.040	10	-.419	10
78	TBACH	-.457	10	-.266	10	-.426	10	-.643	10
79	TMAST	.293	10	.509	10	.304	10	.180	10
80	TPHDS	.619	10	.674	10	.665	10	.184	10
81	TAPER	-.065	10	.084	10	-.058	10	-.506	10
82	TSPAC	.170	10	.194	10	.038	10	-.415	10
83	TR+D\$	-.094	10	.018	10	-.211	10	-.310	10
84	TPRO\$	-.029	3	-.077	3	.113	3	-.693	3
85	TO+M\$	-.288	5	-.206	5	-.199	5	-.768	5
86	TPGM\$	-.099	10	-.014	10	-.140	10	-.520	10
87	TIH\$.211	10	.361	10	.173	10	-.305	10
88	IH1-2	.220	10	.315	10	.226	10	-.388	10
89	IH1-3	.213	10	.309	10	.218	10	-.391	10
90	IH1-4	.201	10	.299	10	.207	10	-.397	10
91	OH1-2	.149	10	.150	10	-.010	10	-.179	10
92	OH1-3	.062	10	.116	10	-.096	10	-.081	10
93	OH1-4	-.177	10	-.127	10	-.314	10	-.189	10
94	TDEP\$	-.062	10	-.012	10	.137	10	-.487	10
95	TODCD	-.237	8	-.068	6	-.123	8	-.410	8
96	TNDOD	.362	6	.475	6	.285	6	-.028	6
97	T6.1\$.499	9	.601	9	.534	9	-.093	9
98	T6.2\$	-.050	9	-.068	9	-.210	9	-.256	9
99	T6.3\$	-.142	8	.005	8	-.245	8	.142	8
100	T6.4\$	-.821	6	-.840	6	-.741	6	-.362	6
101	T6.5\$.064	6	.110	6	.212	6	.363	6
102	T6.6\$	-.233	3	-.088	3	-.087	3	-.148	3
103	T61-2	.225	10	.263	10	.078	10	-.318	10
104	T61-3	.127	10	.210	10	-.028	10	-.201	10
105	T61-4	-.114	10	-.033	10	-.251	10	-.316	10
106	TOH\$	-.175	10	-.121	10	-.211	10	-.505	10
107	ACRES	.195	10	-.036	10	.084	10	.344	10
108	SEQAS	.334	9	.548	9	.333	9	.012	9
109	TOTND	.001	9	.070	9	.061	9	-.590	9

DOD LABORATORIES

INDEX	CODE	DSC		LABS		ANF		IND	
		R	N	R	N	R	N	R	N
3	TAMIL	.296	51	.228	51	.242	51	.257	51
4	TACIV	.425	51	.430	51	.353	51	.201	51
5	MILBS	.261	51	.012	51	.090	51	.182	51
6	CIVBS	.329	51	.395	51	.312	51	.118	51
7	MILMS	.132	51	.113	51	.177	51	.320	51
8	CIVBS	.565	51	.570	51	.488	51	.276	51
9	MILPH	.209	51	.093	51	.186	51	.237	51
10	CIVPH	.584	51	.595	51	.595	51	.411	51
11	MILND	.125	51	.088	51	.033	51	-.018	51
12	CIVND	.036	51	-.024	51	-.044	51	-.079	51
13	WGBRD	.343	51	.368	51	.293	51	.201	51
14	CLASS	.430	51	.426	51	.354	51	.164	51
15	TECHS	.439	51	.387	51	.345	51	.279	51
16	CIVSV	.332	51	.332	51	.293	51	.105	51
17	MILSV	.045	51	-.027	51	-.006	51	.097	51
18	MILST	.000	51	.000	51	.000	51	.000	51
19	OWNED	.334	51	.283	51	.301	51	.203	51
20	LEASC	.411	51	.430	51	.414	51	.265	51
21	RPROP	.503	51	.451	51	.466	51	.341	51
22	EQUIP	.501	51	.453	51	.435	51	.333	51
23	LSPAC	.521	51	.496	51	.476	51	.452	51
24	ASPAC	.029	51	.015	51	-.018	51	-.001	51
25	OSPAC	.371	51	.356	51	.346	51	.190	51
27	SEQIP	.378	51	.332	51	.316	51	.247	51
28	SEQNP	.446	51	.403	51	.404	51	.196	51
29	SEQPR	.507	51	.525	51	.471	51	.327	51
31	IHR+D	.499	51	.485	51	.417	51	.244	51
32	OHR+D	.244	51	.130	51	.154	51	.227	51
33	IHPRC	.211	51	.185	51	.157	51	.083	51
34	OHPRO	-.046	51	-.063	51	-.065	51	-.073	51
35	IHO+M	-.216	51	-.188	51	-.220	51	-.243	51
36	OHO+M	.036	51	.071	51	.047	51	-.074	51
37	MILCN	.354	51	.387	51	.319	51	.388	51
38	MILPA	.316	51	.258	51	.257	51	.147	51
39	IHOMA	.249	51	.275	51	.216	51	.204	51

DOD LABORATORIES

INDEX	CODE	DSC		LABS		ANF		IND	
		R	N	R	N	R	N	R	N
40	OHOMA	.109	51	.134	51	.106	51	-.048	51
41	HOUSE	.411	51	.408	51	.326	51	.163	51
42	IH6.1	.538	51	.567	51	.541	51	.389	51
43	IH6.2	.448	51	.414	51	.381	51	.316	51
44	IH6.3	.346	51	.308	51	.237	51	.126	51
45	IH6.4	.247	51	.261	51	.188	51	.035	51
46	IH6.5	.012	51	-.037	51	-.057	51	-.097	51
47	IH6.6	.287	51	.306	51	.234	51	.017	51
48	IHMPE	.346	51	.317	51	.281	51	.150	51
49	OH6.1	.271	51	.248	51	.299	51	.237	51
50	OH6.2	.184	51	.104	51	.140	51	.295	51
51	OH6.3	.083	51	.011	51	-.010	51	.092	51
52	OH6.4	.007	51	-.055	51	-.056	51	-.026	51
53	OH6.5	.203	51	.177	51	.200	51	.238	51
54	OH6.6	.208	51	.194	51	.185	51	.036	51
55	OHMPE	.288	51	.166	51	.217	51	.123	51
56	DEPRD	.365	51	.295	51	.266	51	.230	51
57	OTHRD	.356	51	.254	51	.309	51	.265	51
58	NCNRD	.380	51	.411	51	.361	51	.300	51
59	DEPPR	-.026	51	-.037	51	-.040	51	-.066	51
60	OTHPR	.110	51	.070	51	.050	51	.048	51
61	NONPR	.000	51	.000	51	.000	51	.000	51
62	DEPOM	-.178	51	-.136	51	-.174	51	-.245	51
63	OTHOM	.304	51	.270	51	.286	51	.209	51
64	DEPMS	.365	51	.402	51	.294	51	.308	51
65	OTHMS	.287	51	.240	51	.270	51	.173	51
66	NONMS	.182	51	.333	51	.287	51	.138	51
67	PATNT	.431	51	.392	51	.333	51	.166	51
68	PAPER	.494	51	.497	51	.480	51	.308	51
69	RPRTS	.198	51	.221	51	.176	51	.074	51
70	CIVGS	.208	51	.272	51	.201	51	.013	51
71	MILGS	.164	51	.098	51	.208	51	.415	51
72	CFTGS	.429	51	.327	51	.352	51	.132	51
73	MFTGS	.043	51	-.023	51	-.002	51	.267	51
74	MEETS	.425	51	.398	51	.361	51	.296	51

DOD LABORATORIES

INDEX	CODE	DSC		LABS		ANF		IND	
		R	N	R	N	R	N	R	N
75	MPROF	.108	51	.069	51	.145	51	.254	51
76	CPROF	.472	51	.466	51	.391	51	.186	51
77	TPROF	.478	51	.465	51	.407	51	.229	51
78	TBACH	.397	51	.385	51	.318	51	.144	51
79	TMAST	.589	51	.588	51	.531	51	.375	51
80	TPHDS	.571	51	.578	51	.598	51	.435	51
81	TAPER	.436	51	.430	51	.362	51	.225	51
82	TSPAC	.475	51	.453	51	.436	51	.313	51
83	TR+D\$.411	51	.331	51	.311	51	.269	51
84	TPRO\$.001	51	-.018	51	-.025	51	-.048	51
85	TO+M\$	-.146	51	-.107	51	-.104	51	-.223	51
86	TPGM\$.366	51	.296	51	.269	51	.216	51
87	IH\$.477	51	.466	51	.395	51	.240	51
88	IH1-2	.568	51	.558	51	.523	51	.406	51
89	IH1-3	.565	51	.546	51	.496	51	.366	51
90	IH1-4	.538	51	.526	51	.463	51	.311	51
91	OH1-2	.227	51	.148	51	.192	51	.321	51
92	OH1-3	.189	51	.100	51	.116	51	.254	51
93	OH1-4	.160	51	.067	51	.080	51	.204	51
94	TDEP\$.312	51	.253	51	.217	51	.173	51
95	TODOD	.377	51	.274	51	.311	51	.257	51
96	TNDOD	.409	51	.464	51	.406	51	.323	51
97	T6.1\$.512	51	.525	51	.524	51	.386	51
98	T6.2\$.376	51	.297	51	.308	51	.399	51
99	T6.3\$.166	51	.100	51	.063	51	.108	51
100	T6.4\$.115	51	.082	51	.048	51	-.001	51
101	T6.5\$.090	51	.040	51	.033	51	.016	51
102	T6.6\$.268	51	.272	51	.226	51	.027	51
103	T61-2	.511	51	.449	51	.459	51	.479	51
104	T61-3	.419	51	.344	51	.331	51	.367	51
105	T61-4	.370	51	.299	51	.278	51	.291	51
106	TOH\$.174	51	.076	51	.093	51	.137	51
107	ACRES	.335	51	.285	51	.302	51	.204	51
108	SEQAS	.556	51	.559	51	.514	51	.333	51
109	TCTND	.053	51	-.008	51	-.035	51	-.075	51

APPENDIX H

**Correlations Between Peer Ratings and Laboratory Properties
Excluding Extreme Points and Atypical Laboratories**

[Skip Zeros]

ARMY LABORATORIES

INDEX	CODE	REG		OUT		BIG		TOP	
		R	N	R	N	R	N	R	N
3	TAMIL	.136	23	.136	23	.100	22	.260	22
4	TACIV	.227	23	.231	22	.231	22	.201	22
5	MILBS	.112	21	.156	19	.067	20	.290	20
6	CIVRS	.067	23	.087	23	.038	22	.078	22
7	MILMS	.192	23	.192	23	.169	22	.314	22
8	CIVMS	.288	23	.364	22	.364	22	.253	22
9	MILPH	.081	17	.402	16	.074	16	.073	16
10	CIVPH	.346	22	.346	22	.353	21	.488	21
11	MILND	-.421	10	-.421	10	-.414	9	-.421	10
12	CIVNC	.087	20	-.008	19	-.008	19	.070	19
13	WGBRD	.202	23	.202	23	.182	22	.223	22
14	CLASS	.220	23	.233	22	.233	22	.185	22
15	TECHS	.206	23	.206	23	.191	22	.161	22
16	CIVSV	.144	22	.118	21	.118	21	.119	21
17	MILSV	.158	20	-.056	19	-.056	19	.158	20
18	MILST	.134	12	.237	10	-.264	11	.134	12
19	OWNED	.525	17	.431	16	.559	16	.525	17
20	LEASD	.323	8	.366	7	.851	7	.366	7
21	RPRCP	.173	21	.173	21	.181	20	.319	20
22	EQUIP	.248	22	.262	21	.262	21	.293	21
23	LSPAC	.198	23	.198	23	.196	22	.246	22
24	ASPAC	-.003	23	.000	22	-.036	22	.049	22
25	OSPAC	.017	21	.078	20	.017	20	.067	20
27	SECIP	.237	22	.330	21	.320	21	.239	21
28	SEQNP	-.142	20	.152	19	-.137	19	-.162	19
29	SECPR	.406	20	.543	19	.543	19	.396	19
31	IHR+D	.176	23	.188	22	.188	22	.238	22
32	OHR+D	.113	22	.040	21	.040	21	.152	21
33	IHPRO	.139	16	.139	16	.134	15	-.117	15
34	OHPRO	.415	13	.415	13	.441	12	-.310	12
35	IHO+M	-.297	19	-.297	19	-.288	18	-.311	18
36	OHO+M	.249	13	.249	13	.249	13	-.374	12
37	MILCN	-.395	5	-.395	5	-.395	5	-.395	5
38	MILPA	.242	13	.462	12	.242	13	.242	13
39	IHOMA	-.519	8	.043	7	-.519	8	-.611	7

ARMY LABORATORIES

INDEX	CODE	REG		OUT		BIG		TOP	
		R	N	R	N	R	N	R	N
40	OHOMA	-.572	6	.759	5	-.572	6	-.754	5
41	HOUSE	.334	21	.334	21	.317	20	.311	20
42	IH6.1	.509	22	.509	22	.615	21	.466	21
43	IH6.2	.241	22	.241	22	.246	21	.328	21
44	IH6.3	.158	16	.218	15	.218	15	.302	15
45	IH6.4	-.017	18	-.150	17	-.150	17	-.008	17
46	IH6.5	-.042	20	-.355	19	-.355	19	.041	19
47	IH6.6	.116	10	.244	9	.094	9	.354	9
48	IHMPE	-.001	17	-.001	17	.001	16	.152	16
49	OH6.1	.196	16	-.008	14	.272	15	.290	15
50	OH6.2	.083	19	.015	18	.015	18	.181	18
51	OH6.3	-.074	14	-.534	13	-.534	13	.043	13
52	OH6.4	.006	13	-.083	11	-.219	12	.084	12
53	OH6.5	.233	11	.233	11	.219	10	-.168	10
54	OH6.6	.089	8	.089	8	.021	7	.009	7
55	OHMPE	.253	14	.295	13	.256	13	.360	13
56	DEPRD	.090	23	.015	22	.015	22	.134	22
57	OTHRD	.363	18	.380	17	.351	17	.429	17
58	NONRD	.485	14	-.179	12	.500	13	.225	13
59	DEPPR	.338	18	-.241	16	.346	17	-.306	17
60	OTHRP	0.000	3	0.000	3	0.000	3	0.000	2
61	NONPP	0.000	0	0.000	0	0.000	0	0.000	0
62	DEPOM	-.138	20	-.138	20	-.128	19	-.341	19
63	OTHOM	0.000	2	0.000	2	0.000	2	0.000	2
64	DEPMS	-.392	13	.140	12	-.392	13	-.452	12
65	OTHMS	.280	6	.280	6	.280	6	-.084	5
66	NONMS	.128	6	.128	6	.128	6	-.184	5
67	PATNT	.304	20	.304	20	.287	19	.317	19
68	PAPER	.161	23	.161	23	.132	22	.361	22
69	RPRTS	-.001	23	-.001	23	-.014	22	.027	22
70	CIVGS	.172	21	.193	20	.193	20	.146	20
71	MILGS	.098	18	.204	17	.098	18	.098	18
72	CFTGS	.302	19	.405	18	.300	18	.368	18
73	MFTGS	0.000	1	0.000	1	0.000	1	0.000	1
74	MEETS	-.027	23	-.099	22	-.099	22	-.040	22

ARMY LABORATORIES

INDEX	CODE	REG		OUT	BIG		TOP	
		R	N		R	N	R	N
75	MPROF	.123	23	OUTLIER	.089	22	.224	22
76	CPROF	.159	23	ANALYSIS	.133	22	.155	22
77	TPROF	.161	23	WAS NOT	.136	22	.170	22
78	TBACH	.090	23	CONDUCTED	.041	22	.096	22
79	TMAST	.287	23	FOR THE	.362	22	.269	22
80	TPHDS	.339	22	EXPANDED	.342	21	.446	21
81	TAPER	.221	23	VARIABLES	.226	22	.211	22
82	TSPAC	.100	23		.094	22	.156	22
83	TR+D\$.128	23		.100	22	.171	22
84	TPRO\$.346	18		.354	17	-.304	17
85	TO+M\$	-.137	20		-.126	19	-.338	19
86	TPGM\$.137	23		.103	22	.012	22
87	TIH\$.099	23		.044	22	.127	22
88	IH1-2	.335	22		.399	21	.389	21
89	IH1-3	.272	23		.383	22	.337	22
90	IH1-4	.212	23		.276	22	.259	22
91	OH1-2	.125	20		.087	19	.213	19
92	OH1-3	.026	21		-.184	20	.100	20
93	OH1-4	.010	21		-.244	20	.058	20
94	TOEP\$.100	23		.047	22	-.030	22
95	TODOD	.348	21		.339	20	.350	20
96	TNDOD	.569	16		.591	15	.280	15
97	T6.1\$.414	22		.566	21	.395	21
98	T6.2\$.187	22		.184	21	.271	21
99	T6.3\$.039	16		-.241	15	.162	15
100	T6.4\$	-.029	16		-.211	17	-.022	17
101	T6.5\$.020	20		-.203	19	.024	19
102	T6.6\$.087	10		.055	9	.228	9
103	T61-2	.260	22		.332	21	.321	21
104	T61-3	.150	23		.170	22	.213	22
105	T61-4	.103	23		.046	22	.144	22
106	TOH\$.195	22		.166	21	-.043	21
107	ACRES	.446	20		.461	19	.548	19
108	SEQAS	.201	22		.172	21	.168	21
109	TOTND	.043	21		-.113	20	.026	20

NAVY LABORATORIES

INDEX	CODE	REG		OUT		BIG		TOP	
		R	N	R	N	R	N	R	N
3	TAMIL	.388	17	.135	16	.135	16	.504	16
4	TACIV	.678	17	.603	16	.603	16	.605	16
5	MILBS	.179	17	.179	17	.122	16	.367	16
6	CIVBS	.714	17	.647	16	.647	16	.689	16
7	MILMS	.056	17	.193	16	.057	16	.116	16
8	CIVMS	.911	17	.911	17	.895	16	.872	16
9	MILPH	-.133	11	-.133	11	-.037	10	-.242	10
10	CIVPH	.806	16	.845	15	.804	15	.845	15
11	MILND	-.186	12	-.186	12	-.093	11	-.186	12
12	CIVND	.074	17	.145	16	.133	16	.263	16
13	WGRD	.489	17	.489	17	.361	16	.423	16
14	CLASS	.723	17	.723	17	.675	16	.651	16
15	TECHS	.567	17	.606	16	.606	16	.614	16
16	CIVSV	.723	17	.723	17	.668	16	.606	16
17	MILSV	.299	16	.432	14	.202	15	.326	15
18	MILST	.451	16	.287	14	.239	15	.551	15
19	OWNED	.399	16	.195	15	.195	15	.518	15
20	LEASD	.419	11	.143	10	.143	10	.575	10
21	RPROP	.659	17	.735	16	.735	16	.629	16
22	EQUIP	.791	17	.610	15	.777	16	.721	16
23	LSPAC	.570	17	.570	17	.469	16	.367	16
24	ASPAC	.345	17	.345	17	.217	16	.126	16
25	OSPAC	.475	17	.412	16	.412	16	.571	16
27	SEQIP	.795	17	.795	17	.750	16	.701	16
28	SEGNP	.585	14	.685	14	.607	13	.781	13
29	SEQPR	.759	15	.441	13	.717	14	.641	14
31	IHR+D	.394	17	.894	17	.872	16	.854	16
32	OHR+D	.516	17	.363	16	.363	16	.611	16
33	IHPRO	.216	17	.216	17	-.001	16	.176	16
34	OHPRO	-.211	16	-.211	16	-.532	15	-.211	16
35	IHO+M	-.496	17	-.413	16	-.505	16	-.482	16
36	OHO+M	-.405	16	-.405	16	-.512	15	-.405	16
37	MILCN	.159	4	.159	4	.159	4	.159	4
38	MILPA	.359	17	.359	17	.105	16	.475	16
39	IHOMA	.305	16	-.116	15	-.116	15	.480	15

NAVY LABORATORIES

INDEX	CODE	REG		OUT		BIG		TOP	
		R	N	R	N	R	N	R	N
40	OHOMA	.524	12	-.235	11	-.235	11	.524	12
41	HOUSE	.747	17	.837	16	.837	16	.736	16
42	IHG.1	.733	16	.823	15	.781	15	.923	15
43	IHG.2	.922	17	.787	16	.824	16	.787	16
44	IHG.3	.852	15	.852	15	.822	14	.853	14
45	IHG.4	.518	15	.401	14	.401	14	.681	14
46	IHG.5	.284	17	.284	17	.211	16	.090	16
47	IHG.6	.188	12	.188	12	.396	11	.153	11
48	IHMPE	.850	12	.850	12	.824	11	.762	11
49	OHG.1	.596	11	.303	9	.674	10	.595	10
50	OHG.2	.372	17	.342	15	.155	16	.414	16
51	OHG.3	.491	15	.121	13	.265	14	.491	15
52	OHG.4	.549	11	.151	10	.151	10	.549	11
53	OHG.5	.395	12	.395	12	.190	11	.395	12
54	OHG.6	.361	10	.361	10	.582	9	.361	10
55	OHMPE	.578	9	.578	9	.548	8	.158	8
56	DEPRD	.799	17	.799	17	.780	16	.773	16
57	OTHRD	.627	10	.371	9	.593	9	.371	9
58	NONRD	.715	5	.244	4	.979	4	.244	4
59	DEPPR	-.172	17	-.172	17	-.480	16	-.101	16
60	OTHRP	-.776	4	-.776	4	0.000	3	0.000	3
61	NONPR	0.000	0	0.000	0	0.000	0	0.000	0
62	DEPOM	-.478	17	-.372	16	-.505	16	-.448	16
63	OTHOM	0.000	3	0.000	3	0.000	2	0.000	3
64	DEPMS	.331	17	-.173	16	-.173	16	.444	16
65	OTHMS	.172	12	.172	12	.251	11	.172	12
66	NONMS	.913	12	.913	12	.872	11	.913	12
67	PATNT	.763	17	.763	17	.710	16	.722	16
68	PAPER	.745	17	.659	16	.770	16	.659	16
69	RPRTS	.332	17	.332	17	.279	16	.305	16
70	CIVGS	.455	16	.455	16	.447	15	.532	15
71	MILGS	.216	10	.216	10	.072	9	.192	9
72	CFTGS	.683	17	.683	17	.611	16	.695	16
73	MFTGS	0.000	0	0.000	0	0.000	0	0.000	0
74	MEETS	.629	17	.460	16	.634	16	.460	16

NAVY LABORATORIES

INDEX	CODE	REG		OUT	BIG		TOP	
		R	N		R	N	R	N
75	MPCRF	.358	17	OUTLIER	.351	16	.168	16
76	CPROF	.330	17	ANALYSIS	.798	16	.777	16
77	TPROF	.318	17	WAS NOT	.781	16	.765	16
78	TBACH	.708	17	CONDUCTED	.639	16	.687	16
79	TMAST	.310	17	FOR THE	.894	16	.872	16
80	TPHDS	.801	16	EXPANDED	.800	15	.831	15
81	TAPER	.669	17	VARIABLES	.598	16	.613	16
82	TSPAC	.504	17		.510	16	.541	16
83	TR+D\$.330	17		.812	16	.774	16
84	TPRC\$	-.149	17		-.433	16	-.124	16
85	TO+M\$	-.503	17		-.531	16	-.478	16
86	TPGM\$.455	17		.254	16	.400	16
87	TIH\$.755	17		.704	16	.660	16
88	IH1-2	.800	17		.818	16	.839	16
89	IH1-3	.846	17		.854	16	.862	16
90	IH1-4	.392	17		.871	16	.848	16
91	OH1-2	.485	17		.308	16	.486	16
92	OH1-3	.423	17		.217	16	.513	16
93	OH1-4	.451	17		.230	16	.784	16
94	TDEP\$.413	17		.173	16	.424	16
95	TODCC	.201	16		.192	15	.011	15
96	TNCOD	.647	13		.700	12	.798	12
97	T6.1\$.758	16		.784	15	.860	15
98	T6.2\$.306	17		.780	16	.718	16
99	T6.3\$.662	16		.579	15	.742	15
100	T6.4\$.470	15		.306	14	.635	14
101	T6.5\$.384	17		.252	16	.286	16
102	T6.6\$.168	12		.320	11	.226	11
103	T61-2	.813	17		.803	16	.791	16
104	T61-3	.850	17		.826	16	.794	16
105	T61-4	.812	17		.817	16	.761	16
106	TOH\$.057	17		-.357	16	.143	16
107	ACRES	.404	17		.209	16	.521	16
108	SEQAS	.324	16		.843	15	.758	15
109	TOTND	.014	17		.069	16	.182	16

AIR FORCE LABORATORIES

INDEX	CODE	RES		OUT		BIG		TOP	
		R	N	R	N	R	N	R	N
3	TAMIL	-.061	10	-.204	9	.064	9	-.063	9
4	TACIV	.015	10	.064	8	.417	9	-.315	9
5	MILBS	-.239	10	-.572	9	-.130	9	-.149	9
6	CIVBS	-.194	10	.150	9	.160	9	-.306	9
7	MILMS	.071	10	.003	9	.059	9	.071	9
8	CIVMS	.402	10	-.051	9	.452	9	-.051	9
9	MILPH	.231	10	.446	9	.138	9	.266	9
10	CIVPH	.601	10	.560	9	.588	9	.560	9
11	MILND	0.000	2	0.000	2	0.000	2	0.000	2
12	CIVNC	-.077	8	.416	7	.416	7	-.157	7
13	WGBRD	-.088	9	-.447	8	-.117	8	-.086	8
14	CLASS	-.017	10	-.066	8	.370	9	-.363	9
15	TECHS	.104	10	.104	10	.407	9	-.307	9
16	CIVSV	.477	10	.477	10	.739	9	.314	9
17	MILSV	-.221	10	-.291	8	-.033	9	-.148	9
18	MILST	.006	9	.006	9	.198	8	.152	8
19	OWNED	.170	9	-.268	8	.147	8	.251	8
20	LEASD	.146	5	.146	5	.094	4	.144	4
21	RPROP	.240	10	.185	9	.289	9	.255	9
22	EQUIP	-.116	10	.318	9	.318	9	-.160	9
23	LSPAC	.084	10	.084	10	.424	9	-.066	9
24	ASPAC	-.122	10	-.122	10	.097	9	-.016	9
25	OSPAC	.151	10	.151	10	.300	9	.057	9
27	SEQIP	-.143	10	.530	9	.530	9	-.249	9
28	SEQNP	.096	9	.096	9	.356	8	-.453	8
29	SEQPR	-.088	10	.717	9	.717	9	-.098	9
31	IHR+D	.185	10	.116	8	.435	9	-.228	9
32	OHR+D	-.042	10	-.308	9	.031	9	-.037	9
33	IHPRO	0.000	1	0.000	1	0.000	0	0.000	1
34	OHPRO	0.000	3	0.000	3	0.000	2	0.000	2
35	IHO+M	0.000	3	0.000	3	0.000	2	0.000	2
36	OHO+M	0.000	2	0.000	2	0.000	1	0.000	2
37	MILCN	0.000	1	0.000	1	0.000	1	0.000	0
38	MILPA	-.700	4	-.700	4	0.000	3	0.000	3
39	IHOMA	0.000	2	0.000	2	0.000	2	0.000	2

AIR FORCE LABORATORIES

INDEX	CODE	REG		OUT		BIG		TOP	
		R	N	R	N	R	N	R	N
40	OHOMA	0.000	3	0.000	3	0.000	2	0.000	3
41	HOUSE	-.163	8	-.163	8	.290	7	-.455	7
42	IH6.1	.568	8	.490	7	.548	7	.490	7
43	IH6.2	-.409	9	-.215	8	-.215	8	-.263	8
44	IH6.3	.002	5	.002	5	-.279	4	-.430	4
45	IH6.4	.294	4	.294	4	0.000	3	.294	4
46	IH6.5	0.000	2	0.000	2	0.000	2	0.000	2
47	IH6.6	0.000	2	0.000	2	0.000	1	0.000	2
48	IHMPE	.508	4	.508	4	0.000	3	0.000	3
49	OH6.1	.288	10	.288	10	.624	9	.028	9
50	OH6.2	.269	9	.203	8	.420	8	.435	8
51	OH6.3	.074	9	-.191	8	-.007	8	.289	8
52	OH6.4	-.853	7	-.473	6	-.910	6	-.841	6
53	OH6.5	.094	6	.094	6	-.238	5	.384	5
54	OH6.6	-.222	4	-.222	4	0.000	3	0.000	3
55	OHMPE	.751	4	0.000	3	0.000	3	0.000	3
56	DEPRD	-.075	10	-.076	10	.085	9	-.128	9
57	OTHRD	.414	6	-.070	4	.414	6	.326	5
58	NONRD	.939	4	.939	4	.939	4	0.000	3
59	DEPPR	0.000	3	0.000	3	0.000	2	0.000	2
60	OTHPR	0.000	0	0.000	0	0.000	0	0.000	0
61	NONPR	0.000	0	0.000	0	0.000	0	0.000	0
62	DEPOM	0.000	3	0.000	3	0.000	2	0.000	2
63	OTHOM	0.000	0	0.000	0	0.000	0	0.000	0
64	DEPMS	0.000	3	0.000	3	0.000	3	0.000	2
65	OTHMS	-.629	4	-.629	4	0.000	3	-.629	4
66	NONMS	0.000	1	0.000	2	0.000	1	0.000	1
67	PATNT	.399	10	.340	9	.421	9	.112	9
68	PAPER	.596	10	.596	10	.579	9	.444	9
69	RPRTS	.164	10	.164	10	.074	9	.062	9
70	CIVGS	-.046	9	-.046	9	.171	8	-.283	8
71	MILGS	-.522	10	-.433	9	-.433	9	-.540	9
72	CFTGS	.227	10	.227	10	.130	9	.420	9
73	MFTGS	0.000	2	0.000	2	0.000	2	0.000	2
74	MEETS	.434	10	.434	10	.439	9	.204	9

AIR FORCE LABORATORIES

INDEX	CODE	REG		OUT	BIG		TOP	
		R	N		R	N	R	N
75	MPROF	-.055	10	OUTLIER	-.018	9	-.007	9
76	CPROF	.132	10	ANALYSIS	.426	9	-.217	9
77	TPROF	.093	10	WAS NOT	.400	9	-.193	9
78	TBACH	-.264	10	CONDUCTED	.078	9	-.325	9
79	TMAST	.373	10	FOR THE	.402	9	.062	9
80	TPHDS	.636	10	EXPANDED	.608	9	.586	9
81	TAPER	-.013	10	VARIABLES	.394	9	-.278	9
82	TSPAC	.090	10		.430	9	-.037	9
83	TR+DS	.025	10		.171	9	-.090	9
84	TPROS	0.000	3		0.000	2	0.000	2
85	TO+MS	0.000	3		0.000	2	0.000	2
86	TPGMS	-.092	10		.244	9	-.187	9
87	TIHS	.204	10		.469	9	-.199	9
88	IH1-2	.161	10		.426	9	-.258	9
89	IH1-3	.155	10		.417	9	-.273	9
90	IH1-4	.149	10		.410	9	-.282	9
91	OH1-2	.188	10		.449	9	.171	9
92	OH1-3	.087	10		.162	9	.153	9
93	OH1-4	-.123	10		-.065	9	-.062	9
94	TDEPS	-.159	10		.137	9	-.211	9
95	T000	.272	9		.327	8	.154	8
96	TN000	.931	5		.931	5	.781	4
97	T6.1S	.477	10		.554	9	.199	9
98	T6.2S	.025	9		.331	8	.246	8
99	T6.3S	.072	9		-.010	8	.281	8
100	T6.4S	-.832	7		-.912	6	-.838	6
101	T6.5S	-.009	7		-.309	6	.137	6
102	T6.6S	-.200	4		0.000	3	0.000	3
103	T61-2	.221	10		.602	9	.043	9
104	T61-3	.140	10		.302	9	.082	9
105	T61-4	-.069	10		.067	9	-.130	9
106	TOHS	-.180	10		.061	9	-.160	9
107	ACRES	.182	10		.166	9	.255	9
108	SEQAS	-.006	10		.629	9	-.203	9
109	TOTND	-.088	8		.407	7	-.164	7

ARMY LABORATORIES

INDEX	CODE	SMALL		MINMAX		TWO MINMAX		POTPOURRI	
		R	N	R	N	R	N	R	N
3	TAMIL	.178	22	.147	21	.134	19	.276	17
4	TACIV	.293	22	.316	21	.336	19	.431	17
5	MILBS	.138	21	.095	20	.052	18	.251	16
6	CIVBS	.143	22	.098	21	.091	19	.303	17
7	MILMS	.259	22	.240	21	.225	19	.364	17
8	CIVMS	.345	22	.448	21	.549	19	.721	17
9	MILPH	.281	16	.264	15	.086	13	.720	12
10	CIVPH	.446	21	.457	20	.420	18	.529	16
11	MILND	-.226	10	-.233	9	-.474	8	-.269	6
12	CIVND	.111	20	.036	19	-.034	17	.115	15
13	WGBRD	.254	22	.233	21	.259	19	.335	17
14	CLASS	.286	22	.324	21	.335	19	.429	17
15	TECHS	.265	22	.257	21	.315	19	.580	17
16	CIVSV	.227	21	.224	20	.240	19	.368	16
17	MILSV	.074	19	-.163	18	-.037	17	-.287	14
18	MILET	.085	12	-.097	11	-.264	10	-.120	7
19	OWNED	.322	17	.333	16	.580	15	.379	13
20	LEASD	.578	8	.578	7	.884	5	.597	6
21	RPROP	.148	21	.154	20	.194	18	.376	17
22	EQUIP	.248	22	.262	21	.295	19	.458	17
23	LSPAC	.250	22	.250	21	.240	19	.329	17
24	ASPAC	.032	22	-.003	21	-.058	19	.080	17
25	OSPAC	.063	20	.063	19	.098	17	.288	15
27	SEQIP	.237	22	.320	21	.329	19	.370	17
28	SEQNP	-.147	20	-.144	19	-.147	17	-.155	16
29	SEQPR	.434	20	.567	19	.680	18	.810	15
31	IHR+D	.216	22	.245	21	.289	19	.511	17
32	OHR+D	.113	22	.040	21	.024	19	.085	17
33	IHPRO	.297	16	.286	15	.125	13	.533	12
34	OHPRO	.324	13	.334	12	.439	10	.339	11
35	IHO+M	-.298	19	-.291	18	-.309	16	-.312	15
36	OHO+M	.242	13	.255	13	.249	13	.257	12
37	MILCN	.042	5	.051	5	-.395	5	.073	4
38	MILPA	.145	12	.159	12	.355	12	.300	9
39	IHOMA	-.234	8	-.229	8	-.601	7	-.248	7

ARMY LABORATORIES

INDEX	CODE	SMALL		MINMAX		TWO MINMAX		POTPOURRI	
		R	N	R	N	R	N	R	N
40	OHOMA	-.287	6	-.284	6	-.572	6	-.303	5
41	HOUSE	.293	21	.276	20	.312	18	.411	17
42	IH6.1	.515	21	.608	20	.618	18	.727	16
43	IH6.2	.299	21	.311	20	.302	18	.548	16
44	IH6.3	.162	16	.201	15	.229	14	.203	11
45	IH6.4	.035	18	-.082	17	-.199	16	-.066	13
46	IH6.5	-.050	20	-.357	19	-.382	17	-.377	16
47	IH6.6	.133	10	.104	9	.236	8	.247	7
48	IHMPE	.113	17	.112	16	.005	15	.292	12
49	OH6.1	.239	16	.315	15	.273	13	.292	13
50	OH6.2	.130	19	.076	18	-.000	16	.103	14
51	OH6.3	-.015	14	-.317	13	-.564	12	-.335	9
52	OH6.4	.010	13	-.168	12	-.233	11	-.135	8
53	OH6.5	.256	11	.235	10	.218	9	.236	9
54	OH6.6	.037	8	-.024	7	.007	6	.242	5
55	OHMPE	.269	14	.269	13	.254	12	.274	11
56	DEPRD	.126	22	.070	21	.058	19	.186	17
57	OTHRD	.363	18	.350	17	.353	16	.374	14
58	NONRD	.531	14	.540	13	.515	12	.585	11
59	DEPPR	.354	18	.360	17	.335	15	.382	14
60	OTHPR	.554	3	.567	3	0.000	3	.584	3
61	NONPR	0.000	0	0.000	0	0.000	0	0.000	0
62	DEPOM	-.130	20	-.121	19	-.146	17	-.136	15
63	OTHOM	.122	2	.129	2	0.000	2	.127	2
64	DEPMS	-.264	13	-.259	13	-.392	13	-.276	10
65	OTHMS	.343	5	.358	5	.386	4	.333	4
66	NONMS	.364	6	.379	6	.128	6	.377	5
67	PATNT	.303	19	.286	18	.368	16	.400	14
68	PAPER	.227	22	.205	21	.192	19	.383	17
69	RPRTS	.046	22	.032	21	.014	19	.085	17
70	CIVGS	.192	20	.217	19	.345	17	.448	16
71	MILGS	-.038	17	-.022	17	.175	15	.026	13
72	CFTGS	.332	19	.329	18	.300	17	.335	14
73	MFTGS	-.237	1	-.233	1	0.000	1	-.249	1
74	MEETS	.020	22	-.052	21	-.085	19	.032	17

ARMY LABORATORIES

INDEX	CODE	SMALL		MINMAX		TWO MINMAX		POTPOURRI	
		R	N	R	N	R	N	R	N
75	MPROF	.177	22	.143	21	.131	19	.374	17
76	CPRQF	.219	22	.206	21	.224	19	.444	17
77	TPROF	.223	22	.212	21	.229	19	.473	17
78	TBACH	.147	22	.104	21	.097	19	.321	17
79	TMAST	.348	22	.453	21	.540	19	.720	17
80	TPHDS	.438	21	.443	20	.403	18	.580	16
81	TAPER	.287	22	.311	21	.327	19	.434	17
82	TSPAC	.142	22	.137	21	.192	19	.322	17
83	TR+D\$.166	22	.158	21	.159	19	.270	17
84	TPRO\$.361	18	.368	17	.343	15	.389	14
85	TO+M\$	-.128	20	-.119	19	-.144	17	-.134	15
86	TPGM\$.186	22	.161	21	.148	19	.209	17
87	TIH\$.146	22	.102	21	.088	19	.216	17
88	IH1-2	.381	21	.449	20	.454	18	.708	16
89	IH1-3	.312	22	.440	21	.448	19	.655	17
90	IH1-4	.250	22	.333	21	.360	19	.597	17
91	OH1-2	.165	20	.146	19	.076	17	.168	15
92	OH1-3	.057	21	-.116	20	-.214	18	-.106	16
93	OH1-4	.041	21	-.172	20	-.294	18	-.153	16
94	TDEP\$.146	22	.101	21	.084	19	.145	17
95	TODOD	.400	20	.388	19	.372	17	.412	15
96	TNDOD	.602	16	.617	15	.596	14	.653	12
97	T6.1\$.432	21	.572	20	.577	18	.647	16
98	T6.2\$.243	21	.252	20	.240	18	.399	16
99	T6.3\$.054	16	-.158	15	-.267	14	-.172	11
100	T6.4\$.019	18	-.137	17	-.238	16	-.113	13
101	T6.5\$.009	20	-.211	19	-.230	17	-.232	16
102	T6.6\$.116	10	.079	9	.157	8	.324	7
103	T61-2	.309	21	.394	20	.395	18	.575	16
104	T61-3	.186	22	.234	21	.231	19	.344	17
105	T61-4	.137	22	.105	21	.094	19	.218	17
106	TOH\$.195	22	.166	21	.155	19	.182	17
107	ACRES	.428	20	.440	19	.487	18	.499	16
108	SEQAS	.201	22	.172	21	.160	19	.157	17
109	TOTND	.068	21	-.062	20	-.146	18	.003	16

APPENDIX I

**95% Confidence Limits for
Correlations Between Peer Ratings and Basic Elements of
Fiscal Year 1969 Data**

[Skip Zeros]

RATINGS VS DATA

		ARMY				AIR FORCE			
		RL	R	RU	N	RL	R	RU	N
3	TAMIL	-.246	0.195	0.559	23.	-.550	0.078	0.645	11.
4	TACIV	-.120	0.314	0.639	23.	-.434	0.235	0.726	11.
5	MILBS	-.307	0.135	0.524	22.	-.579	0.034	0.620	11.
6	CIVBS	-.265	0.169	0.541	23.	-.483	0.173	0.696	11.
7	MILMS	-.153	0.282	0.618	23.	-.464	0.198	0.708	11.
8	CIVMS	-.077	0.354	0.664	23.	-.299	0.383	0.792	11.
9	MILPH	-.397	0.127	0.593	16.	-.464	0.198	0.708	11.
10	CIVPH	-.011	0.421	0.711	22.	-.278	0.403	0.801	11.
11	MILND	-.775	-.342	0.340	11.	0.000	0.000	0.000	2.
12	CIVND	-.374	0.085	0.507	20.	-.738	-.075	0.668	8.
13	WGRC	-.161	0.275	0.613	23.	-.711	-.095	0.611	9.
14	CLASS	-.128	0.307	0.634	23.	-.473	0.187	0.703	11.
15	TECHS	-.153	0.283	0.618	23.	-.525	0.115	0.666	11.
16	CIVSV	-.218	0.229	0.590	22.	-.125	0.533	0.851	11.
17	MILSV	-.267	0.204	0.589	20.	-.623	-.038	0.576	11.
18	MILST	-.434	0.160	0.649	13.	-.487	0.218	0.740	10.
19	OWNED	0.047	0.528	0.798	17.	-.505	0.193	0.729	10.
20	LEASD	0.229	0.824	0.963	8.	-.851	0.141	0.907	5.
21	RPROP	-.251	0.195	0.566	22.	-.321	0.351	0.779	11.
22	EQUIP	-.169	0.267	0.609	23.	-.483	0.173	0.696	11.
23	LSPAC	-.167	0.269	0.609	23.	-.231	0.351	0.779	11.
24	ASPAC	-.373	0.047	0.450	23.	-.510	0.136	0.677	11.
25	OSPAC	-.381	0.062	0.479	21.	-.327	0.345	0.776	11.
27	SEGI	-.183	0.253	0.599	23.	-.553	0.074	0.643	11.
28	SEQNP	-.547	-.142	0.324	20.	-.468	0.242	0.751	10.
29	SEQPR	-.023	0.422	0.717	21.	-.677	-.088	0.577	10.
31	IHR+D	-.204	0.232	0.585	23.	-.297	0.385	0.792	11.
32	OHR+D	-.303	0.128	0.511	23.	-.325	0.347	0.777	11.
33	IHFRO	-.387	0.139	0.591	16.	0.000	0.000	0.000	1.
34	OHPPO	-.195	0.414	0.779	13.	0.000	0.000	0.000	2.
35	IHO+M	-.657	-.297	0.190	19.	0.000	0.000	0.000	3.
36	OHO+M	-.359	0.249	0.698	13.	0.000	0.000	0.000	2.
37	MILCN	-.943	-.408	0.763	5.	0.000	0.000	0.000	1.
38	MILFA	-.290	0.355	0.765	12.	-.771	0.390	0.941	5.
39	IHOMA	-.890	-.524	0.321	8.	0.000	0.000	0.000	2.

RATINGS VS DATA

		NAVY				DOD			
		RL	R	RU	N	RL	R	RU	N
3	TAMIL	-.125	0.249	0.727	17.	0.062	0.335	0.556	51.
4	TACIV	0.276	0.580	0.869	17.	0.169	0.429	0.627	51.
5	MILRS	-.233	0.193	0.684	17.	-.179	0.106	0.272	50.
6	CIVRS	0.239	0.716	0.885	17.	0.105	0.273	0.586	51.
7	MILMS	-.427	0.057	0.522	17.	-.100	0.182	0.434	51.
8	CIVMS	0.752	0.910	0.966	17.	0.340	0.566	0.726	51.
9	MILPH	-.675	-.137	0.512	11.	-.212	0.007	0.327	38.
10	CIVPH	0.493	0.804	0.926	16.	0.267	0.597	0.746	49.
11	MILND	-.681	-.192	0.443	12.	-.557	-.211	0.205	25.
12	CIVND	-.422	0.075	0.535	17.	-.286	0.008	0.301	45.
13	WGORC	-.002	0.491	0.740	17.	0.054	0.222	0.550	49.
14	CLASS	0.253	0.724	0.889	17.	0.171	0.422	0.628	51.
15	TECHS	0.256	0.668	0.864	17.	0.119	0.285	0.505	51.
16	CIVSV	0.254	0.724	0.889	17.	0.204	0.463	0.652	50.
17	MILSV	-.224	0.211	0.636	16.	-.104	0.191	0.451	47.
18	MILST	-.072	0.451	0.764	16.	0.088	0.297	0.420	39.
19	OWNEC	-.133	0.299	0.741	16.	0.020	0.222	0.565	43.
20	LEASD	-.261	0.410	0.807	11.	0.019	0.427	0.704	24.
21	RPROF	0.164	0.600	0.838	17.	0.195	0.452	0.646	50.
22	EQUIP	0.484	0.792	0.919	17.	0.222	0.492	0.666	51.
23	LSPAC	0.103	0.568	0.819	17.	0.190	0.446	0.640	51.
24	ASPAC	-.164	0.352	0.707	17.	-.205	0.076	0.244	51.
25	OSPAC	-.021	0.476	0.772	17.	0.015	0.299	0.522	49.
27	SEGIP	0.491	0.795	0.919	17.	0.140	0.404	0.609	51.
28	SEGNP	0.220	0.686	0.887	14.	-.210	0.084	0.271	44.
29	SEGPR	0.400	0.769	0.915	15.	0.272	0.525	0.705	46.
31	IHR+D	0.710	0.894	0.959	17.	0.252	0.498	0.677	51.
32	OHR+D	0.032	0.517	0.792	17.	0.009	0.286	0.519	51.
33	IHPRO	-.212	0.204	0.620	17.	-.138	0.213	0.512	34.
34	OHPRO	-.632	-.207	0.328	16.	-.325	0.027	0.372	32.
35	IHC+M	-.781	-.493	-.001	17.	-.600	-.254	-.039	29.
36	OHC+M	-.744	-.405	0.126	16.	-.409	-.064	0.298	31.
37	MILCN	-.949	0.164	0.570	4.	-.337	0.290	0.812	10.
38	MILPA	-.203	0.317	0.687	17.	0.052	0.382	0.639	34.
39	IHOMA	-.251	0.289	0.681	16.	-.496	-.137	0.267	26.

RATINGS VS DATA

		ARMY				AIR FORCE			
40	OHOMA	-.939	-.573	0.491	6.	0.000	0.000	0.000	3.
41	HOUSE	-.083	0.358	0.673	22.	-.521	0.233	0.771	9.
42	IH6.1	0.119	0.524	0.769	22.	-.264	0.570	0.902	8.
43	IH6.2	-.134	0.311	0.644	22.	-.631	-.002	0.629	10.
44	IH6.3	-.372	0.157	0.602	16.	-.881	0.005	0.883	5.
45	IH6.4	-.482	-.020	0.452	18.	-.936	0.293	0.976	4.
46	IH6.5	-.453	-.027	0.410	21.	0.000	0.000	0.000	2.
47	IH6.6	-.559	0.116	0.692	10.	0.000	0.000	0.000	2.
48	IHMPE	-.482	-.002	0.479	17.	0.000	0.000	0.000	3.
49	OH6.1	-.298	0.219	0.629	17.	-.310	0.373	0.788	11.
50	OH6.2	-.358	0.104	0.520	20.	-.213	0.502	0.952	10.
51	OH6.3	-.581	-.075	0.477	14.	-.424	0.295	0.773	10.
52	OH6.4	-.547	0.006	0.555	13.	-.971	-.822	-.144	7.
53	OH6.5	-.371	0.269	0.724	12.	-.782	0.090	0.839	6.
54	OH6.6	-.664	0.082	0.741	8.	-.939	-.269	0.780	5.
55	OHMPE	-.325	0.258	0.688	14.	-.802	0.753	0.993	4.
56	DEPRD	-.291	0.141	0.521	23.	-.337	0.345	0.776	11.
57	QTHRD	-.132	0.366	0.706	18.	-.627	0.410	0.910	6.
58	NONRD	-.075	0.489	0.803	14.	-.349	0.942	0.998	4.
59	DEPPR	-.163	0.337	0.690	18.	0.000	0.000	0.000	3.
60	OTHRP	0.000	0.000	0.000	3.	0.000	0.000	0.000	0.
61	NONPR	0.000	0.000	0.000	0.	0.000	0.000	0.000	0.
62	DEPOM	-.545	-.139	0.327	20.	0.000	0.000	0.000	3.
63	OTHOM	0.000	0.000	0.000	2.	0.000	0.000	0.000	0.
64	DEPMS	-.770	-.394	0.217	13.	-.867	0.632	0.989	4.
65	OTHMS	-.731	0.473	0.951	5.	-.990	-.648	0.861	4.
66	NONMS	-.770	0.123	0.846	16.	0.000	0.000	0.000	1.
67	PATNT	-.118	0.364	0.697	19.	-.627	0.005	0.632	10.
68	PAPER	-.189	0.248	0.595	23.	-.013	0.611	0.879	11.
69	RPRTS	-.357	0.066	0.464	23.	-.575	0.040	0.624	11.
70	CIVGS	-.237	0.222	0.593	21.	-.179	0.228	0.744	10.
71	MILGS	-.303	0.196	0.604	18.	-.624	-.040	0.575	11.
72	CFTGS	-.181	0.306	0.663	19.	-.482	0.224	0.742	10.
73	MFTGS	0.000	0.000	0.000	1.	0.000	0.000	0.000	2.
74	MEETS	-.407	0.006	0.417	23.	-.137	0.561	0.873	10.

RATINGS VS DATA

		NAVY				DOD			
40	OHCPA	-.071	0.572	0.865	11.	-.603	-.225	0.247	20.
41	HOUSE	0.396	0.747	0.899	17.	0.290	0.527	0.703	48.
42	IHG.1	0.349	0.732	0.896	16.	0.329	0.569	0.734	46.
43	IHG.2	0.544	0.821	0.930	17.	0.279	0.523	0.699	49.
44	IHG.3	0.584	0.852	0.947	15.	-.075	0.264	0.543	36.
45	IHG.4	-.010	0.519	0.809	15.	-.032	0.290	0.565	37.
46	IHG.5	-.238	0.282	0.667	17.	-.260	0.056	0.361	40.
47	IHG.6	-.439	0.189	0.684	12.	-.229	0.196	0.553	24.
48	IHMFE	0.510	0.849	0.953	12.	-.003	0.351	0.620	32.
49	OHG.1	0.130	0.695	0.908	11.	-.082	0.243	0.516	39.
50	OHG.2	-.144	0.372	0.718	17.	-.035	0.257	0.505	47.
51	OHG.3	-.045	0.492	0.796	15.	-.193	0.132	0.428	39.
52	OHG.4	-.105	0.548	0.857	11.	-.312	0.048	0.395	31.
53	OHG.5	-.247	0.396	0.783	12.	-.081	0.292	0.587	30.
54	OHG.6	-.364	0.363	0.801	10.	-.327	0.101	0.491	23.
55	OHMFE	-.179	0.575	0.890	9.	-.088	0.309	0.612	27.
56	DEPRD	0.499	0.800	0.921	17.	0.144	0.407	0.611	51.
57	OTHRD	-.044	0.624	0.893	10.	0.018	0.359	0.618	34.
58	NONRD	-.522	0.714	0.975	5.	0.136	0.528	0.767	23.
59	DEPPR	-.599	-.171	0.342	17.	-.292	0.030	0.346	38.
60	OTHRP	-.994	-.778	0.781	4.	-.868	-.257	0.562	7.
61	NONPR	0.000	0.000	0.000	0.	0.000	0.000	0.000	0.
62	DEPOM	-.772	-.476	0.021	17.	-.541	-.279	0.029	40.
63	OTHOM	0.000	0.000	0.000	3.	-.979	-.753	0.462	5.
64	DEPMS	-.188	0.331	0.695	17.	-.396	-.069	0.278	34.
65	OTHMS	-.450	0.174	0.676	12.	-.336	0.114	0.518	21.
66	NONMS	0.689	0.912	0.973	12.	0.215	0.620	0.833	19.
67	PATNT	0.425	0.762	0.905	17.	0.218	0.482	0.675	46.
68	PAPER	0.390	0.744	0.898	17.	0.363	0.584	0.738	51.
69	RPRTS	-.185	0.333	0.696	17.	-.051	0.230	0.474	51.
70	CIVGS	-.066	0.456	0.770	16.	-.057	0.227	0.489	47.
71	MILGS	-.490	0.214	0.738	10.	-.183	0.143	0.437	39.
72	CFTGS	0.284	0.684	0.872	17.	0.027	0.319	0.554	46.
73	MFTGS	0.000	0.000	0.000	0.	0.000	0.000	0.000	3.
74	MEETS	0.191	0.627	0.846	17.	0.253	0.500	0.681	50.

RATINGS VS LOG DATA

		ARMY				AIR FORCE			
		RL	R	RIJ	N	RL	P	RIJ	N
3	FAMIL	-.292	0.139	0.519	23.	-.599	0.001	0.601	11.
4	FACIV	-.100	0.332	0.650	23.	-.330	0.352	0.779	11.
5	MILBS	-.464	-.054	0.377	22.	-.599	0.002	0.601	11.
6	CIVBS	-.155	0.281	0.617	23.	-.303	0.379	0.790	11.
7	MILMS	-.112	0.321	0.643	23.	-.366	0.314	0.762	11.
8	CIVMS	-.067	0.362	0.669	23.	-.336	0.346	0.776	11.
9	MILPH	-.124	0.399	0.741	16.	-.461	0.202	0.710	11.
10	CIVPH	0.025	0.450	0.728	22.	-.336	0.345	0.776	11.
11	MILND	-.736	-.256	0.417	11.	0.000	0.000	0.000	2.
12	CIVND	-.258	0.214	0.586	20.	-.560	0.072	0.737	8.
13	WORLD	-.207	0.229	0.583	23.	-.759	-.204	0.541	9.
14	CLASS	-.101	0.331	0.650	23.	-.417	0.256	0.736	11.
15	TECHS	-.096	0.336	0.653	23.	-.629	-.049	0.569	11.
16	CIVSV	-.140	0.306	0.640	22.	-.086	0.561	0.862	11.
17	MILSV	-.277	0.193	0.582	20.	-.675	-.133	0.512	11.
18	MILST	-.365	0.243	0.695	13.	-.227	0.491	0.849	10.
19	OWNED	0.092	0.561	0.814	17.	-.375	0.351	0.796	10.
20	LEASD	-.259	0.574	0.903	8.	-.894	-.062	0.870	5.
21	RPROP	-.103	0.340	0.662	22.	0.111	0.685	0.905	11.
22	EQUIP	-.087	0.344	0.658	23.	0.141	0.701	0.910	11.
23	LESPAC	-.336	0.091	0.483	23.	-.050	0.586	0.871	11.
24	ASPAE	-.473	-.078	0.347	23.	-.486	0.169	0.694	11.
25	OSPAC	-.433	-.001	0.431	21.	-.007	0.615	0.981	11.
27	SEPIP	-.110	0.323	0.644	23.	-.223	0.454	0.821	11.
28	SEQNP	-.473	-.040	0.411	20.	-.383	0.342	0.793	10.
29	SEVPR	0.097	0.517	0.771	21.	-.331	0.396	0.813	10.
31	IHRFD	-.089	0.343	0.657	23.	-.196	0.485	0.833	11.
32	OHRFD	-.303	0.128	0.511	23.	-.091	0.558	0.860	11.
33	IHRPD	-.394	0.131	0.586	16.	0.000	0.000	0.000	1.
34	OHRPD	-.261	0.352	0.750	13.	0.000	0.000	0.000	3.
35	IHRFM	-.408	0.058	0.498	19.	0.000	0.000	0.000	3.
36	OHRFM	-.434	0.160	0.650	13.	0.000	0.000	0.000	2.
37	MILON	-.976	-.717	0.519	5.	0.000	0.000	0.000	1.
38	MILPA	-.127	0.499	0.827	12.	-.703	0.521	0.956	5.
39	IHRBA	-.757	-.122	0.643	8.	0.000	0.000	0.000	2.

RATINGS VS LOG DATA

		NAVY				DOD			
		RL	R	RII	N	RL	R	RII	N
3	TAMIL	-0.133	0.381	0.723	17.	0.048	0.323	0.547	51.
4	TACIV	0.148	0.599	0.833	17.	0.097	0.366	0.580	51.
5	MILBS	-0.336	0.178	0.603	17.	-0.223	0.060	0.332	50.
6	CIVBS	0.171	0.614	0.840	17.	0.095	0.364	0.579	51.
7	MILMS	-0.235	0.286	0.669	17.	-0.018	0.262	0.499	51.
8	CIVMS	0.621	0.856	0.944	17.	0.229	0.478	0.663	51.
9	MILPH	-0.620	-0.034	0.578	11.	-0.266	0.060	0.372	38.
10	CIVPH	0.694	0.892	0.960	16.	0.290	0.532	0.705	49.
11	MILND	-0.699	-0.219	0.415	12.	-0.544	-0.194	0.222	25.
12	CIVND	-0.432	0.064	0.527	17.	-0.240	0.059	0.346	45.
13	WGBRD	0.054	0.532	0.801	17.	-0.035	0.251	0.495	49.
14	CLASS	0.205	0.636	0.850	17.	0.094	0.364	0.579	51.
15	TECHS	0.139	0.592	0.830	17.	0.018	0.295	0.525	51.
16	CIVSV	0.288	0.686	0.873	17.	0.203	0.459	0.651	50.
17	MILSV	-0.144	0.389	0.736	16.	0.096	0.376	0.596	47.
18	MILST	-0.014	0.497	0.790	16.	0.172	0.467	0.679	39.
19	OWNED	0.091	0.575	0.827	16.	0.188	0.467	0.670	43.
20	LEASD	-0.112	0.542	0.855	11.	-0.012	0.401	0.688	24.
21	RPROP	0.273	0.678	0.869	17.	0.265	0.510	0.688	50.
22	EQUIP	0.414	0.756	0.903	17.	0.302	0.537	0.705	51.
23	LSPAC	0.112	0.575	0.821	17.	0.083	0.354	0.571	51.
24	ASPAC	-0.213	0.307	0.681	17.	-0.210	0.070	0.339	51.
25	OSPAC	0.056	0.535	0.802	17.	-0.051	0.236	0.483	49.
27	SEQIP	0.567	0.832	0.934	17.	0.194	0.449	0.642	51.
28	SEQNP	0.182	0.665	0.878	14.	-0.060	0.244	0.502	44.
29	SEQPR	0.282	0.707	0.890	15.	0.339	0.577	0.740	46.
31	IHR+D	0.667	0.876	0.952	17.	0.268	0.510	0.686	51.
32	UHR+D	0.051	0.531	0.800	17.	0.087	0.358	0.574	51.
33	IHRPO	-0.199	0.320	0.689	17.	-0.106	0.245	0.536	34.
34	UHRPO	-0.510	-0.020	0.481	16.	-0.236	0.125	0.452	32.
35	IHO+M	-0.749	-0.430	0.077	17.	-0.413	-0.114	0.211	39.
36	OHO+M	-0.470	0.035	0.521	16.	-0.221	0.147	0.475	31.
37	MILCN	-0.936	0.295	0.976	4.	-0.576	0.088	0.678	10.
38	MILPA	-0.200	0.319	0.688	17.	0.108	0.435	0.671	34.
39	IHOMA	-0.347	0.186	0.620	16.	-0.362	0.030	0.412	26.

RATINGS VS LOG DATA

		ARMY				AIR FORCE			
40	OHJMA	-.901	-.366	0.655	6.	0.000	0.000	0.000	3.
41	HOUSE	-.109	0.335	0.658	22.	-.532	0.218	0.765	9.
42	IHO.1	0.157	0.552	0.785	22.	-.243	0.585	0.906	8.
43	IHO.2	-.043	0.394	0.694	22.	-.569	-.072	0.586	10.
44	IHO.3	-.386	0.141	0.502	16.	-.868	0.071	0.895	5.
45	IHO.4	-.504	-.051	0.428	18.	-.942	0.242	0.974	4.
46	IHO.5	-.551	-.160	0.296	21.	0.000	0.000	0.000	2.
47	IHO.6	-.574	0.092	0.679	10.	0.000	0.000	0.000	2.
48	IHMPE	-.484	-.005	0.477	17.	0.000	0.000	0.000	3.
49	UHO.1	-.362	0.148	0.584	17.	-.067	0.575	0.867	11.
50	UHO.2	-.358	0.103	0.520	20.	0.313	0.804	0.947	10.
51	OHU.3	-.802	-.488	0.076	14.	-.197	0.515	0.857	10.
52	OHU.4	-.605	-.084	0.492	13.	-.975	-.857	-.225	7.
53	OHU.5	-.463	0.158	0.667	12.	-.740	0.198	0.865	6.
54	OHU.6	-.727	-.050	0.680	8.	-.976	-.723	0.509	5.
55	OHMPE	-.372	0.205	0.659	14.	-.829	0.714	0.992	4.
56	DEPRD	-.215	0.221	0.577	23.	-.060	0.580	0.868	11.
57	UTHRU	-.073	0.418	0.735	18.	-.641	0.389	0.906	6.
58	NUNRD	-.362	0.216	0.665	14.	-.021	0.971	0.999	4.
59	DEPPR	-.396	0.089	0.532	18.	0.050	0.000	0.000	3.
60	OTHPR	0.000	0.000	0.000	3.	0.000	0.000	0.000	0.
61	NUNPR	0.000	0.000	0.000	0.	0.000	0.000	0.000	0.
62	DEPON	-.396	0.057	0.486	20.	0.000	0.000	0.000	3.
63	UTHOM	0.000	0.000	0.000	2.	0.000	0.000	0.000	0.
64	DEPTS	-.593	-.065	0.506	13.	-.822	0.725	0.992	4.
65	OTHMS	-.735	0.465	0.950	5.	-.966	-.078	0.956	4.
66	NUNMS	-.784	0.085	0.836	6.	0.000	0.000	0.000	1.
67	PATNI	-.156	0.329	0.677	19.	-.569	0.100	0.684	10.
68	PAPLR	-.310	0.120	0.505	23.	0.340	0.796	0.940	11.
69	RPRTS	-.170	0.266	0.607	23.	-.444	0.223	0.721	11.
70	CIVGS	-.212	0.248	0.610	21.	-.508	0.190	0.727	10.
71	HILGS	-.177	0.325	0.682	18.	-.515	0.130	0.673	10.
72	GFTGS	-.074	0.403	0.719	19.	-.500	0.200	0.732	10.
73	NFTGS	0.000	0.000	0.000	1.	0.000	0.000	0.000	2.
74	MEETS	-.339	0.087	0.480	23.	-.041	0.626	0.894	10.

RATINGS VS LOG DATA

NAVY

DOD

40	OHOMA	-.266	C.415	C.805	11.	-.390	0.065	0.492	20.
41	HOUSE	0.338	0.716	C.885	17.	0.118	0.392	0.606	48.
42	IH6.1	0.604	0.854	C.545	16.	0.395	0.619	0.768	46.
43	IH6.2	0.679	0.881	C.954	17.	0.215	0.472	0.662	49.
44	IH6.3	0.399	0.768	C.914	15.	-.096	0.243	0.527	36.
45	IH6.4	0.171	0.642	C.863	15.	-.038	0.294	0.561	27.
46	IH6.5	-.014	0.482	C.775	17.	-.277	0.038	0.345	40.
47	IH6.6	-.595	-.033	C.553	12.	-.242	0.183	0.543	24.
48	IHMPE	0.249	0.736	C.916	12.	-.163	0.200	0.511	32.
49	OH6.1	0.072	0.663	C.897	11.	0.014	0.332	0.583	39.
50	OH6.2	-.098	0.412	C.740	17.	0.013	0.302	0.540	47.
51	OH6.3	-.040	0.495	C.797	15.	-.200	0.124	0.422	39.
52	OH6.4	-.322	0.360	C.783	11.	-.390	-.042	0.318	31.
53	OH6.5	-.366	0.275	C.727	12.	-.107	0.268	0.570	30.
54	OH6.6	-.487	0.217	C.739	10.	-.492	-.103	0.325	23.
55	OHMPE	-.296	0.482	C.861	9.	-.016	0.372	0.655	27.
56	DEPRD	0.513	0.806	C.924	17.	0.279	0.519	0.692	51.
57	OTHRD	-.292	0.433	C.828	10.	0.063	0.398	0.645	34.
58	NONRD	-.531	0.708	C.475	5.	0.110	0.508	0.756	23.
59	DEPRR	-.504	-.032	C.456	17.	-.288	0.036	0.351	38.
60	OTHPR	-.976	-.284	C.537	4.	-.788	-.095	0.713	7.
61	NONPR	0.000	0.000	C.000	0.	0.000	0.000	0.000	0.
62	DEPOM	-.716	-.369	C.147	17.	-.398	-.100	0.220	40.
63	OTHOM	0.000	0.000	C.000	3.	-.980	-.763	0.445	5.
64	DEPMS	-.287	0.231	C.637	17.	-.200	0.150	0.463	34.
65	OTHMS	-.286	0.359	C.767	12.	-.176	0.283	0.633	21.
66	NONMS	0.445	0.824	C.945	12.	0.172	0.591	0.819	19.
67	PATNT	0.107	0.571	C.819	17.	0.144	0.421	0.631	46.
68	PAPER	0.418	0.758	C.904	17.	0.276	0.516	0.691	51.
69	RPRTS	-.032	0.467	C.768	17.	0.081	0.351	0.569	51.
70	CIVGS	-.092	0.435	C.759	16.	0.030	0.318	0.552	47.
71	MILGS	-.288	0.437	C.829	10.	-.021	0.300	0.559	39.
72	CFTGS	0.323	0.707	C.882	17.	0.282	0.533	0.710	46.
73	MFTGS	0.000	0.000	C.000	0.	0.000	0.000	0.000	3.
74	MEETS	0.251	0.665	C.863	17.	0.213	0.467	0.657	50.

LOG RATINGS VS LOG DATA

		ARMY				AIR FORCE			
		PL	P	PII	N	PI	P	PII	N
3	TAMIL	-.258	0.177	0.546	23.	-.589	0.019	0.611	11.
4	TACIV	-.128	0.307	0.634	23.	-.305	0.277	0.790	11.
5	MILBS	-.417	0.006	0.426	22.	-.552	0.075	0.644	11.
6	CIVRS	-.170	0.257	0.601	23.	-.239	0.439	0.815	11.
7	MILMS	-.037	0.345	0.653	23.	-.250	0.231	0.770	11.
8	CIVMS	-.027	0.335	0.652	23.	-.260	0.221	0.766	11.
9	MILPH	-.112	0.417	0.750	15.	-.501	0.149	0.693	11.
10	CIVPH	0.074	0.480	0.750	22.	-.419	0.252	0.735	11.
11	MILND	-.710	-.210	0.447	11.	0.000	0.000	0.000	2.
12	CIVND	-.282	0.189	0.570	20.	-.686	0.078	0.730	8.
13	WGERD	-.222	0.214	0.572	23.	-.764	-.216	0.532	5.
14	CLASS	-.132	0.202	0.631	23.	-.709	0.270	0.746	11.
15	TECHS	-.110	0.215	0.630	23.	-.428	-.064	0.550	11.
16	CIVSV	-.150	0.282	0.620	22.	-.120	0.526	0.852	11.
17	MILSV	-.291	0.180	0.570	20.	-.653	-.091	0.541	11.
18	MILST	-.343	0.267	0.707	13.	-.134	0.517	0.358	10.
19	OWNEC	0.266	0.542	0.805	17.	-.261	0.265	0.802	10.
20	LEASD	-.286	0.545	0.825	4.	-.807	-.081	0.266	5.
21	RPROP	-.026	0.247	0.666	22.	0.146	0.704	0.911	11.
22	EQUIP	-.112	0.321	0.642	23.	0.207	0.725	0.921	11.
23	LSPAC	-.346	0.279	0.474	23.	-.210	0.612	0.880	11.
24	ASPAC	-.481	-.297	0.320	23.	-.454	0.210	0.714	11.
25	OSPAC	-.431	0.001	0.432	21.	0.016	0.820	0.886	11.
27	SEQIP	-.135	0.200	0.630	23.	-.214	0.461	0.824	11.
28	SEQNP	-.400	-.275	0.382	20.	-.345	0.382	0.808	10.
29	SEQPR	0.096	0.516	0.770	21.	-.304	0.470	0.823	10.
31	IHR+D	-.092	0.240	0.655	23.	-.140	0.514	0.844	11.
32	OHR+D	-.228	0.080	0.482	22.	0.013	0.627	0.885	11.
33	IHFRO	-.424	0.094	0.561	16.	0.000	0.000	0.000	1.
34	OHPRO	-.253	0.256	0.702	13.	0.000	0.000	0.000	3.
35	IHO+M	-.416	0.049	0.491	12.	0.000	0.000	0.000	3.
36	OHO+M	-.475	0.108	0.610	13.	0.000	0.000	0.000	2.
37	MILCN	-.971	-.670	0.578	5.	0.000	0.000	0.000	1.
38	MILPA	-.138	0.491	0.824	12.	-.658	0.584	0.562	5.
39	IHOMA	-.791	-.210	0.590	8.	0.000	0.000	0.000	2.

LOG RATINGS VS LOG DATA

		NAVY				DOD			
		RL	R	RII	N	RL	R	RII	N
3	TAMIL	-0.139	0.377	0.720	17.	0.060	0.333	0.555	51.
4	TACIV	0.071	0.546	0.807	17.	0.062	0.335	0.557	51.
5	MILBS	-0.300	0.217	0.628	17.	-0.176	0.109	0.375	50.
6	CIVBS	0.145	0.597	0.932	17.	0.078	0.349	0.547	51.
7	MILMS	-0.178	0.341	0.700	17.	0.025	0.301	0.530	51.
8	CIVMS	0.642	0.865	0.948	17.	0.200	0.454	0.646	51.
9	MILPH	-0.619	-0.032	0.580	11.	-0.248	0.079	0.388	38.
10	CIVPH	0.645	0.872	0.952	16.	0.263	0.511	0.690	49.
11	MILND	-0.709	-0.238	0.398	12.	-0.551	-0.203	0.213	25.
12	CIVND	-0.410	0.091	0.546	17.	-0.248	0.050	0.338	45.
13	WGPRD	0.006	0.497	0.783	17.	-0.066	0.221	0.471	49.
14	CLASS	0.130	0.587	0.827	17.	0.059	0.332	0.554	51.
15	TECHS	0.084	0.555	0.812	17.	-0.014	0.265	0.502	51.
16	CIVSV	0.259	0.669	0.865	17.	0.169	0.421	0.630	50.
17	MILSV	-0.122	0.409	0.746	16.	0.100	0.380	0.599	47.
18	MILST	-0.040	0.477	0.781	16.	0.167	0.463	0.676	39.
19	OWNED	0.073	0.562	0.821	16.	0.176	0.457	0.663	43.
20	LEASD	-0.118	0.538	0.853	11.	-0.033	0.383	0.677	24.
21	RPRDP	0.227	0.650	0.856	17.	0.260	0.506	0.685	50.
22	EQUIP	0.388	0.743	0.897	17.	0.289	0.527	0.698	51.
23	LSPAC	0.055	0.534	0.801	17.	0.059	0.322	0.554	51.
24	ASPAC	-0.295	0.223	0.631	17.	-0.238	0.040	0.312	51.
25	OSPAC	0.012	0.501	0.785	17.	-0.069	0.218	0.469	49.
27	SEQIP	0.574	0.835	0.936	17.	0.181	0.439	0.635	51.
28	SEQNP	0.204	0.677	0.883	14.	-0.083	0.221	0.484	44.
29	SEQPR	0.288	0.710	0.891	15.	0.334	0.573	0.737	46.
31	IHR+D	0.647	0.867	0.949	17.	0.251	0.496	0.676	51.
32	OHR+D	0.003	0.495	0.782	17.	0.072	0.344	0.564	51.
33	IHPRO	-0.257	0.262	0.655	17.	-0.159	0.192	0.496	34.
34	OHPRO	-0.565	-0.100	0.419	16.	-0.294	0.062	0.401	32.
35	IHO+M	-0.762	-0.456	0.046	17.	-0.419	-0.121	0.204	39.
36	OHO+M	-0.502	-0.008	0.490	16.	-0.244	0.123	0.455	31.
37	MILCN	-0.931	0.335	0.978	4.	-0.579	0.085	0.676	10.
38	MILPA	-0.200	0.319	0.688	17.	0.117	0.443	0.676	34.
39	IHOMA	-0.340	0.192	0.625	16.	-0.404	-0.020	0.370	26.

LOG RATINGS VS LOG DATA

		ARMY				AIR FORCE			
40	OHOMA	-.025	-.492	0.566	6.	0.000	0.000	0.000	3.
41	HOUSE	-.147	0.249	0.636	22.	-.512	0.245	0.776	9.
42	IH6.1	0.164	0.557	0.798	22.	-.289	0.550	0.897	9.
43	IH6.2	-.039	0.208	0.697	22.	-.619	0.019	0.641	10.
44	IH6.3	-.329	0.207	0.633	16.	-.890	0.010	0.894	5.
45	IH6.4	-.512	-.069	0.413	19.	-.945	0.207	0.972	4.
46	IH6.5	-.549	-.156	0.299	21.	0.000	0.000	0.000	2.
47	IH6.6	-.528	0.160	0.713	10.	0.000	0.000	0.000	2.
48	IHMPE	-.482	-.003	0.472	17.	0.000	0.000	0.000	3.
49	OH6.1	-.372	0.136	0.576	17.	-.006	0.554	0.859	11.
50	OH6.2	-.370	0.089	0.509	20.	0.336	0.925	0.956	10.
51	OH6.3	-.792	-.443	0.131	14.	-.125	0.584	0.880	10.
52	OH6.4	-.596	-.071	0.502	13.	-.974	-.850	-.202	7.
53	OH6.5	-.524	0.075	0.620	12.	-.727	0.228	0.872	6.
54	OH6.6	-.740	-.079	0.666	8.	-.974	-.695	0.547	5.
55	OHMPE	-.405	0.166	0.627	14.	-.839	0.698	0.991	4.
56	DEPRD	-.233	0.203	0.565	23.	0.046	0.647	0.892	11.
57	OTHRD	-.026	0.457	0.756	19.	-.668	0.344	0.897	6.
58	NONRD	-.402	0.170	0.639	14.	-.038	0.870	0.999	4.
59	DEPPR	-.452	0.019	0.481	18.	0.000	0.000	0.000	3.
60	OTHPR	0.000	0.000	0.000	3.	0.000	0.000	0.000	0.
61	NONPR	0.000	0.000	0.000	0.	0.000	0.000	0.000	0.
62	DEPOM	-.437	0.007	0.448	20.	0.000	0.000	0.000	3.
63	OTHOM	0.000	0.000	0.000	2.	0.000	0.000	0.000	0.
64	DEPMS	-.610	-.092	0.486	13.	-.833	0.707	0.991	4.
65	OTHMS	-.756	0.424	0.945	5.	-.067	-.106	0.954	4.
66	NONMS	-.811	0.003	0.812	6.	0.000	0.000	0.000	1.
67	PATNT	-.177	0.309	0.664	19.	-.558	0.116	0.692	10.
68	PAPER	-.264	0.171	0.542	23.	0.322	0.789	0.939	11.
69	RPRTS	-.180	0.256	0.601	23.	-.421	0.251	0.724	11.
70	CIVGS	-.221	0.228	0.527	21.	-.476	0.231	0.746	10.
71	MILGS	-.124	0.373	0.710	18.	-.456	0.207	0.713	11.
72	CFTGS	-.113	0.368	0.699	19.	-.490	0.212	0.739	10.
73	MFTGS	0.000	0.000	0.000	1.	0.000	0.000	0.000	2.
74	MEETS	-.375	0.045	0.448	23.	-.043	0.625	0.892	10.

LOG RATINGS VS LOG DATA

NAVY

DOD

40	OHOMA	-.268	0.412	0.804	11.	-.440	0.003	0.445	20.
41	HOUSE	0.287	0.686	0.872	17.	0.086	0.264	0.585	48.
42	IH6.1	0.602	0.853	0.945	16.	0.378	0.606	0.760	46.
43	IH6.2	0.685	0.885	0.955	17.	0.221	0.477	0.666	49.
44	IH6.3	0.433	0.784	0.921	15.	-.099	0.241	0.525	36.
45	IH6.4	0.251	0.690	0.883	15.	-.054	0.265	0.543	37.
46	IH6.5	-.054	0.449	0.750	17.	-.293	0.015	0.325	40.
47	IH6.6	-.597	-.021	0.560	12.	-.223	0.202	0.557	24.
48	IH4PE	0.187	0.704	0.904	12.	-.199	0.163	0.482	32.
49	OH6.1	0.023	0.634	0.887	11.	-.004	0.316	0.571	39.
50	OH6.2	-.122	0.391	0.728	17.	0.021	0.300	0.545	47.
51	OH6.3	-.070	0.472	0.786	15.	-.192	0.134	0.420	39.
52	OH6.4	-.361	0.219	0.765	11.	-.390	-.053	0.308	31.
53	OH6.5	-.447	0.179	0.679	12.	-.179	0.197	0.518	30.
54	OH6.6	-.482	0.224	0.743	10.	-.491	-.101	0.327	23.
55	OH4PE	-.380	0.402	0.834	9.	-.053	0.340	0.634	27.
56	DEPRD	0.490	0.795	0.910	17.	0.269	0.511	0.687	51.
57	OTHRO	-.265	0.361	0.800	10.	0.069	0.403	0.649	34.
58	NONRD	-.594	0.655	0.970	5.	0.016	0.434	0.713	23.
59	DEPRR	-.535	-.082	0.417	17.	-.328	-.010	0.311	38.
60	OTHPR	-.979	-.345	0.930	4.	-.814	-.170	0.674	7.
61	NONPR	0.000	0.000	0.000	0.	0.000	0.000	0.000	0.
62	DEPOM	-.726	-.388	0.126	17.	-.412	-.117	0.204	40.
63	OTHOM	0.000	0.000	0.000	3.	-.084	-.805	0.357	5.
64	DEPMS	-.307	0.210	0.623	17.	-.226	0.124	0.442	34.
65	OTHMS	-.258	0.384	0.779	12.	-.151	0.308	0.648	21.
66	NONMS	0.482	0.839	0.950	12.	0.130	0.562	0.804	19.
67	PATNT	0.059	0.536	0.803	17.	0.107	0.289	0.608	46.
68	PAPER	0.464	0.782	0.914	17.	0.292	0.529	0.700	51.
69	RPRTS	0.023	0.510	0.790	17.	0.087	0.357	0.574	51.
70	CIVGS	-.071	0.452	0.768	16.	0.020	0.309	0.545	47.
71	MILGS	-.214	0.413	0.820	10.	0.036	0.352	0.598	39.
72	CFTGS	0.393	0.745	0.898	17.	0.270	0.524	0.704	46.
73	MFTGS	0.000	0.000	0.000	0.	0.000	0.000	0.000	3.
74	MFETS	0.165	0.610	0.828	17.	0.155	0.419	0.622	50.

APPENDIX J

**Correlations Between Peer Ratings and Logarithms of
Fiscal Year 1968 Data,
With and Without Zeros**

(Showing Frequency Distribution of Data.)

1958 DATA		ALL RATERS		LOGARITHMS		SKIP ZEROS			
INDEX	CODE	ARMY		NAVY		AIR FORCE		DDO	
		R	N	R	N	R	N	R	N
3	TAMIL	0.108	23	0.391	18	-.247	10	0.317	51
4	TACIV	0.165	23	0.543	18	0.062	10	0.219	51
5	MILBS	0.166	22	0.268	18	-.552	10	0.185	50
6	CIVBS	0.175	23	0.600	18	-.237	10	0.238	51
7	MILMS	0.220	22	0.215	17	0.014	10	0.309	49
8	CIVMS	0.326	23	0.848	18	0.411	10	0.433	51
9	MILPH	0.302	19	-.205	10	0.311	10	0.124	39
10	CIVPH	0.449	23	0.854	17	0.583	10	0.527	50
11	MILND	0.515	9	0.102	11	0.000	1	0.272	21
12	CIVND	0.029	21	0.158	18	-.052	9	0.000	48
13	WGBRD	0.117	23	0.500	18	-.227	9	0.146	50
14	CLASS	0.154	23	0.582	18	-.001	10	0.211	51
15	TECHS	0.199	23	0.536	18	0.206	10	0.254	51
16	CIVSV	0.185	23	0.575	18	0.328	10	0.261	51
17	MILSV	0.314	19	0.024	16	0.023	10	0.290	45
18	MILST	0.000	0	0.000	0	0.000	0	0.000	0
19	RWNED	0.635	18	0.559	17	0.156	9	0.509	44
20	LEASD	0.562	5	0.614	11	-.135	4	0.427	20
21	RPRBP	0.346	21	0.637	18	0.465	10	0.479	49
22	EQUIP	0.378	22	0.773	18	0.322	10	0.548	50
23	LSPAC	0.122	23	0.717	18	0.368	10	0.356	51
24	ASPAC	-.060	23	0.120	18	0.022	10	-.042	51
25	NSPAC	0.074	21	0.524	18	0.443	10	0.185	49
27	SEQIP	0.303	22	0.575	18	0.160	9	0.413	49
28	SEQNP	0.140	19	0.601	16	-.017	6	0.340	41
29	SEQPR	0.509	21	0.598	17	0.457	9	0.579	47
31	IHR+D	0.298	23	0.819	18	0.187	10	0.405	51
32	ØHR+D	0.119	22	0.465	18	-.269	10	0.315	50
33	IHRØ	-.070	18	0.255	18	0.000	1	0.113	37
34	ØHRØ	-.258	13	-.241	15	0.000	3	-.161	31
35	IHR+M	0.135	19	-.089	18	-.622	4	-.056	41
36	ØHR+M	0.475	10	0.030	15	0.000	3	0.275	28
37	MILCN	-.646	4	0.897	5	0.000	2	0.572	11
38	MILPA	0.567	18	0.366	18	-.654	4	0.518	40
39	IHRMA	0.564	8	0.420	17	0.000	0	0.476	25

1966 DATA		ALL RATERS		LOGARITHMS		SKIP ZEROS	
ARMY DENSITY	M/M	NAVY DENSITY	M/M	AIR FORCE DENSITY	M/M	INDEX	
1341451211	9E 0	31--353-12	4E 0	221--11111	1E 0		3
2212112831	2E 0	1111251312	1E 0	131-2-1-11	1E 0		4
132-113344	2E 7	1321242111	5E 0	1-1311-2-1	2E 0		5
231-423422	2E 0	1-1-216124	1E 0	1---212211	1E 0		6
3-21712213	9E 7	2-3433-1-1	4E 7	32-211---1	1E 0		7
1-42134611	9E 0	1--3232421	1E 0	131-22---1	1E 0		8
3131324-17	2E 7	4---11-1-12	5E 7	211-1211-1	5E 0		9
4121232415	5E 0	3143-311-1	2E 0	1-132--2-1	7E 0		10
3-2-1--1-2	0E 7	3---141-11	4E 7	1-----	1E 0		11
1-23252411	2E 7	1-22122431	3E 0	1---31-211	3E 7		12
11352-2353	7E 0	21-251-214	1E 0	1111--22-1	2E 0		13
2122121A11	7E 0	1-21235-22	1E 0	231-2---11	1E 0		14
3-41-33711	4E 0	12-1325112	1E 0	1-112111-2	2E 0		15
1-21242551	8E 0	11-13144-3	1E 0	1-1---4112	1E 0		16
635-217--1	5E 7	222412--12	1E 7	1-23--3--1	2E 0		17
-----	9E93	-----	9E93	-----	9E93		18
12223-2231	6E 0	2524311--1	5E 0	21-21-11-1	4E 0		19
1-1---11-1	2E 0	2112--1211	5E 7	1-----1--2	9E 0		20
1123-32432	2E 0	11134241-1	1E 0	1-11123--1	1E 0		21
11-2325221	1E 0	21213124-2	1E 0	1--12-4-11	1E 0		22
1-11412553	1E 0	2-2153-311	1E 0	1--1-21-32	1E 0		23
1121114624	1E 0	2-51211123	1E 0	1-1122--12	1E 0		24
2-13124323	1E 0	1-32353--1	1E 0	21-1-2--13	1E 0		25
111-133353	1E 0	1-21326111	1E 0	1---122111	1E 0		27
1253-12431	1E 0	1--2363311	4E 0	21--1-1--1	1E 0		28
1-23323412	4E 0	2214111-32	1E 0	12-1--1211	1E 0		29
1-44235121	1E 0	113524-112	1E 0	1--22-21-2	1E 0		31
3212136211	2E 0	212322-312	1E 0	1--114-2-1	1E 0		32
11-31--417	2E 0	2-11312422	3E 0	1-----	1E 0		33
1-21221112	7E 0	211123-122	2E 0	1-----11	1E 0		34
1--1121233	1E 7	2-12122411	1E 0	1----1--11	3E 7		35
1--1311212	3E 0	2-232-2121	1E 0	1-1-----1	1E 0		36
1---11-11	2E 0	11-1--1-1	1E 0	1-----1	1E 0		37
1-22342121	2E 0	31-1-623-2	2E 0	1----11--1	1E 0		38
31-1--11-1	4E 0	1--1312243	4E 0	-----	9E93		39

1968 DATA		ALL RATERS		LOGARITHMS		SKIP ZEROS			
INDEX	CODE	ARMY		NAVY		AIR FORCE		DOD	
		R	N	R	N	R	N	R	N
40	ØHØMA	-0.165	4	0.235	13	0.000	3	0.176	20
41	HØUSE	0.253	21	0.613	18	-0.280	9	0.218	48
42	IH6.1	0.528	21	0.857	18	0.738	7	0.669	46
43	IH6.2	0.341	22	0.735	18	-0.435	9	0.349	49
44	IH6.3	0.029	17	0.730	17	0.127	4	0.255	38
45	IH6.4	0.100	17	0.538	16	-0.695	5	0.149	38
46	IH6.5	-0.004	19	0.212	18	0.030	3	-0.017	40
47	IH6.6	0.103	14	0.509	13	0.030	3	0.165	30
48	IHMPE	0.201	20	0.475	15	0.373	5	0.264	40
49	ØH6.1	0.522	16	0.486	14	0.520	9	0.546	39
50	ØH6.2	0.110	20	0.238	18	0.389	9	0.285	47
51	ØH6.3	-0.271	15	0.398	15	-0.235	8	0.063	38
52	ØH6.4	-0.172	16	0.390	15	-0.820	6	-0.123	35
53	ØH6.5	0.363	12	0.064	16	0.288	5	0.278	33
54	ZH6.6	0.551	10	0.228	12	0.000	3	0.215	25
55	ØHMPE	0.388	18	0.296	15	0.049	5	0.331	38
56	DEPRD	0.146	23	0.727	18	-0.157	10	0.386	51
57	ØTHRD	0.490	19	0.397	13	0.124	7	0.445	39
58	NØNRD	0.234	13	0.606	6	0.847	4	0.423	23
59	DEPPR	-0.057	16	-0.174	18	0.000	3	-0.076	37
60	ØTHPR	0.565	5	0.000	3	0.000	0	0.414	8
61	NØNPR	0.000	0	0.000	0	0.000	0	0.000	0
62	DEPØM	0.205	19	-0.145	18	-0.901	5	-0.029	42
63	ØTHØM	0.985	4	0.000	1	0.000	0	0.984	5
64	ØEPMS	0.633	15	0.523	18	-0.201	6	0.589	39
65	ØTHMS	0.299	5	0.196	9	0.000	2	0.219	16
66	NØNMS	0.449	7	0.633	11	0.000	2	0.554	20
67	PATNT	0.241	20	0.544	18	0.254	10	0.287	48
68	PAPER	0.162	23	0.475	17	0.478	10	0.350	50
69	RPPTS	0.083	23	0.333	18	0.234	10	0.182	51
70	CIVGS	0.124	21	0.336	18	-0.211	10	0.231	49
71	MILGS	0.801	12	0.444	12	-0.295	10	0.489	34
72	CFTGS	0.309	19	0.594	17	0.114	8	0.453	44
73	MFTGS	0.000	1	0.000	0	-0.284	4	-0.203	5
74	MEETS	-0.056	23	0.434	18	0.170	10	0.246	51

1968 DATA

ALL RATERS

LOGARITHMS

SKIP ZEROS

ARMY		NAVY		AIR FORCE		INDEX
DENSITY	M/M	DENSITY	M/M	DENSITY	M/M	
1-----2-1	2E 0	1---211134	7E 0	1-----1-1	2E 0	40
1-11132336	1E 0	1-22424111	1E 0	1----4-112	1E 0	41
11-1422433	3E 0	21314141-1	2E 0	2-1-1-1-1	1E 0	42
4312133122	1E 0	316312-1-1	1E 0	1----21221	1E 0	43
3--22522-1	2E 0	1-322-1242	1E 0	1-----1--2	1E 0	44
1-241124-2	2E 0	1-1--14333	4E 7	1-----211	1E 7	45
3112223221	3E 0	3-12232122	1E 0	1-----1--1	5E 0	46
1-123-2221	6E 0	1112--512	1E 0	2-----1	1E 0	47
3--2-32325	3E 0	11-1-342-3	2E 0	2-2-----1	1E 0	48
1-123322-2	9E 7	1122212-12	3E 0	1-2--11112	1E 0	49
21--2234-3	2E 0	21-3113232	1E 0	11---4-1-2	1E 0	50
2--43131-1	2E 0	1---3142-4	3E 0	1-1-1-31-1	1E 0	51
3111--3331	3E 0	215-11--12	1E 0	1---1-12-1	4E 0	52
1-232-11-2	3E 0	212213-122	2E 0	11-1---1-1	1E 0	53
112---1311	1E 0	11-124-2-1	1E 0	1-----2	2E 0	54
431143-1-1	2E 0	4121111-22	2E 0	1-----1111	2E 0	55
1322237111	1E 0	2-22232113	1E 0	2---2212-1	1E 0	56
1-11326221	1E 1	1-2--22123	2E 0	2---1--112	2E 0	57
2112-2-212	3E 0	1112-----1	2E 0	111-----1	1E 0	58
211-342-12	2E 0	1114-14213	2E 0	1-----11	1E 0	59
11---1--2	1E 0	1-1-----1	1E 0	-----	9E93	60
-----	9E93	-----	9E93	-----	9E93	61
1112112523	3E 0	2-1-5-4123	1E 0	1----1:1-1	9E 7	62
1---1---11	5E 0	1-----	1E 0	-----	9E93	63
112441-1-2	2E 0	1--14-1254	2E 0	1-12-1---1	1E 0	64
1---21---1	2E 0	2--1311--1	5E 0	1-----1	1E 0	65
2--1-21--1	3E 0	1-111-12-4	4E 7	1-----1	1E 0	66
2221511123	7E 7	1-2-334221	6E 0	121--2-1-3	4E 0	67
1-32325331	7E 0	2512221-11	2E 0	1-2-11-113	2E 0	68
21-3134351	5E 0	1---214343	3E 0	2-3121---1	2E 0	69
1212233412	9E 7	2111243211	3E 0	1---1-2222	6E 0	70
3-2212--11	9E 7	3--42-2--1	7E 7	2-1212-1-1	2E 0	71
41-2252111	9E 7	2-1214-115	4E 7	1--11111-2	2E 0	72
1-----	1E 0	-----	9E93	1-----12	2E 7	73
1-131664-1	3E 0	2---255211	2E 0	1--2--4-12	2E 0	74

1968 DATA ALL RATERS LOGARITHMS SKIP ZEROS

INDEX	CODE	ARMY		NAVY		AIR FORCE		COD	
		R	N	R	N	R	N	R	N
75	MPRØF	0.206	23	0.210	18	-.291	10	0.251	51
75	CPRØF	0.205	23	0.744	18	0.003	10	0.310	51
77	TPRØF	0.191	23	0.736	18	-.086	10	0.347	51
78	TBACH	0.154	23	0.600	18	-.390	10	0.253	51
79	TMAST	0.322	23	0.845	18	0.339	10	0.493	51
80	TPHDS	0.424	23	0.846	17	0.555	10	0.542	50
81	TAPER	0.158	23	0.553	18	-.055	10	0.248	51
82	TSPAC	0.096	23	0.674	18	0.416	10	0.302	51
83	TR+D\$	0.156	23	0.762	18	-.158	10	0.402	51
84	TPRØ\$	-.090	19	-.013	18	0.000	3	-.001	39
85	TØ+M\$	0.216	19	-.070	18	-.901	5	-.006	42
85	TPGM\$	0.158	23	0.376	18	-.144	10	0.281	51
87	TIH\$	0.241	23	0.667	18	0.266	10	0.320	51
88	IH1-2	0.468	22	0.795	18	0.188	10	0.560	50
89	IH1-3	0.408	23	0.840	18	0.168	10	0.529	51
90	IH1-4	0.364	23	0.834	18	0.150	10	0.495	51
91	ØH1-2	0.152	20	0.268	18	0.402	10	0.328	48
92	ØH1-3	-.010	21	0.303	18	0.121	10	0.250	49
93	ØH1-4	-.066	21	0.321	18	-.310	10	0.184	49
94	TDEP\$	0.154	23	0.353	18	-.150	10	0.271	51
95	TØDØD	0.442	21	0.357	16	0.081	8	0.393	45
95	TNDØD	0.457	16	0.592	13	0.427	6	0.534	35
97	T6.1\$	0.530	21	0.856	18	0.491	9	0.657	48
98	T6.2\$	0.224	22	0.718	18	0.222	9	0.440	49
99	T6.3\$	-.174	17	0.619	17	-.221	8	0.145	42
100	T6.4\$	-.075	17	0.515	16	-.819	6	0.086	39
101	T6.5\$	0.216	19	0.121	18	-.091	6	0.081	43
102	T6.6\$	0.062	14	0.340	13	0.000	3	0.163	30
103	T61-2	0.365	22	0.779	18	0.391	10	0.561	50
104	T61-3	0.224	23	0.802	18	0.209	10	0.490	51
105	T61-4	0.147	23	0.798	18	-.202	10	0.425	51
106	TØH\$	0.170	22	0.038	18	-.272	10	0.223	50
107	ACRES	0.626	20	0.565	18	0.192	10	0.502	48
108	SEWAS	0.400	22	0.801	18	0.507	9	0.581	49
109	TØTND	0.049	21	0.140	18	-.036	9	0.004	48

1968 DATA		ALL RATERS		LOGARITHMS		SKIP ZERO'S	
ARMY		NAVY		AIR FORCE		INDEX	
DENSITY	M/M	DENSITY	M/M	DENSITY	M/M		
1-21323452	1E 7	131-5241-1	4E 0	3211-2---1	1E 0	75	
2312213621	2E 0	1-222322-4	1E 0	212--111-2	1E 0	76	
2-23316321	2E 0	1-222232-4	1E 0	111-211-12	1E 0	77	
2-21514332	2E 0	1-1-234124	1E 0	1----215-1	1E 0	78	
1-13333441	8E 0	1-12321521	1E 0	11312---11	1E 0	79	
3-4-224314	7E 0	22241221-1	2E 0	1-221-12-1	3E 0	80	
2-3213-921	2E 0	1-13322222	1E 0	1211-3--11	1E 0	81	
1-22314154	1E 0	1-6225-1-1	1E 0	1--1-21-41	1E 0	82	
4213253-21	1E 0	1-33142-13	1E 0	1---321111	1E 0	83	
221-352-12	2E 0	11-4-24213	2E 0	1-----11	1E 0	84	
11121-3523	3E 0	2-1-4-4223	1E 0	1----111-1	9E 7	85	
4111442141	1E 0	111-252231	1E 0	1--1312--2	1E 0	86	
1133217311	1E 0	1-23152112	1E 0	1--12112-2	1E 0	87	
22422-3241	1E 0	2353211--1	1E 0	111-2111-2	1E 0	88	
21253234-1	1E 0	2-621321-1	1E 0	11-12111-2	1E 0	89	
2125142411	1E 0	2-26121121	1E 0	11-12111-2	1E 0	90	
3-2-254121	2E 0	3--3122223	1E 0	1--2-3-112	1E 0	91	
22113551-1	2E 0	1-12323123	1E 0	3--121-2-1	1E 0	92	
22112444-1	2E 0	1333111212	1E 0	11-131-2-1	1E 0	93	
2212334231	1E 0	2-1-144222	1E 0	2---213--2	1E 0	94	
112-325421	6E 0	1-3132-312	3E 0	2---2--2-2	2E 0	95	
31-213-222	3E 0	11--1423-1	7E 7	1-----4--1	2E 0	96	
11-1333522	3E 0	21223232-1	2E 0	3--1-112-1	1E 0	97	
3213133321	1E 0	2163121-11	1E 0	111-1-2--3	1E 0	98	
21-12442-1	3E 0	2221112222	1E 0	1-1-1-31-1	1E 0	99	
1141--5212	2E 0	1-1--14423	0E 7	1---1-12-1	4E 0	100	
1-23232321	3E 0	1122111342	1E 0	1----12-11	7E 0	101	
1-11131141	6E 0	2111-6--11	1E 0	1-----2	2E 0	102	
1332224221	1E 0	146113-1-1	1E 0	1--2-12-13	1E 0	103	
22414261-1	1E 0	2323113-21	1E 0	21--3-1111	1E 0	104	
224-2552-1	1E 0	2222222-13	1E 0	11--312-11	1E 0	105	
3112135123	2E 0	21-4112313	1E 0	1--11212-2	1E 0	106	
12223-3331	6E 0	2326211--1	5E 0	2112-111-1	4E 0	107	
1124135212	2E 0	3-1324-212	1E 0	12--1--212	1E 0	108	
1-13263311	4E 7	1112133321	4E 0	1---31-121	3E 7	109	

1958 DATA		ALL RATERS		LOGARITHMS		COUNT ZEROS			
INDEX	CODE	ARMY		NAVY		AIR FORCE		DOD	
		R	N	R	N	R	N	R	N
3	TAMIL	0.121	23	0.393	18	-.247	10	0.323	51
4	TACIV	0.166	23	0.544	18	0.062	10	0.219	51
5	MILBS	0.068	22	0.270	18	-.551	10	0.144	51
6	CIVBS	0.176	23	0.601	18	-.297	10	0.239	51
7	MILMS	0.235	22	0.204	17	0.016	10	0.315	51
8	CIVMS	0.335	23	0.849	18	0.412	10	0.441	51
9	MILPH	0.347	19	0.207	10	0.315	10	0.263	51
10	CIVPH	0.455	23	0.844	17	0.595	10	0.570	51
11	MILND	0.235	9	-.081	11	0.180	1	0.041	51
12	CIVND	-.022	21	0.168	18	-.003	9	-.011	51
13	WGBRD	0.124	23	0.500	18	0.505	9	0.171	51
14	CLASS	0.155	23	0.582	18	-.001	10	0.212	51
15	TECHS	0.203	23	0.537	18	0.208	10	0.257	51
16	CIVSV	0.201	23	0.576	18	0.328	10	0.271	51
17	MILSV	0.167	19	-.079	16	0.031	10	0.190	51
18	MILST	0.000	0	0.000	0	0.000	0	0.000	51
19	OWNED	0.072	18	0.552	17	0.157	9	0.299	51
20	LEASD	0.270	5	0.620	11	0.044	4	0.402	51
21	RPRØP	-.049	21	0.637	18	0.465	10	0.207	51
22	EQUIP	0.012	22	0.773	18	0.322	10	0.277	51
23	LSPAC	0.122	23	0.717	18	0.368	10	0.356	51
24	ASPAC	-.060	23	0.120	18	0.022	10	-.042	51
25	ØSPAC	0.131	21	0.534	18	0.443	10	0.219	51
27	SEQIP	-.012	22	0.575	18	0.122	9	0.141	51
28	SEQNP	-.266	19	0.353	16	0.485	6	0.009	51
29	SEQPR	0.224	21	0.653	17	0.219	9	0.397	51
31	IHR+D	0.298	23	0.819	18	0.187	10	0.405	51
32	ØHR+D	-.085	22	0.465	18	-.269	10	0.172	51
33	IHRØ	0.046	18	0.255	18	-.351	1	-.092	51
34	ØHRØ	0.048	13	-.147	15	0.078	3	-.022	51
35	IHØ+M	-.078	19	-.090	18	-.011	4	-.169	51
36	ØHØ+M	0.110	10	-.041	15	-.257	3	0.020	51
37	MILCN	0.160	4	0.371	5	0.090	2	0.263	51
38	MILPA	-.069	18	0.366	18	0.280	4	0.025	51
39	IHØMA	0.263	8	0.534	17	0.000	0	0.214	51

1968 DATA		ALL RATERS		LOGARITHMS		COUNT ZEROS		
ARMY DENSITY	M/M	NAVY DENSITY	M/M	AIR FORCE DENSITY	M/M	INDEX		
32314612-1	6E 0	31--443-12	3E 0	221--11111	1E 0	3		
2212112831	2E 0	1111341312	1E 0	131-2-1-11	1E 0	4		
1132113344	1E 0	1411521111	3E 0	11-311-2-1	2E 0	5		
231-423512	2E 0	1-1-225124	1E 0	1--1121211	1E 0	6		
1-32533213	1E 0	1-234421-1	1E 0	32-3-1---1	1E 0	7		
1141153511	5E 0	1--3322421	1E 0	221112---1	1E 0	8		
4313334-11	1E 0	8--41-2--3	0E 0	22--131--1	3E 0	9		
43-3-41413	4E 0	1--1361411	2E 0	1-231-11-1	4E 0	10		
A-3-21-1-2	1E 0	7-3-123-11	1E 0	9-----1	8E99	11		
2113352411	2E 0	1113-23331	3E 0	11--22-211	1E 0	12		
11422-2452	5E 0	21-341-214	1E 0	1--112-221	2E 0	13		
2122121A11	2E 0	1-21235-22	1E 0	231-2---11	1E 0	14		
3-41-35511	3E 0	12-1325112	1E 0	1-121111-2	2E 0	15		
1112332631	5E 0	111-3144-3	1E 0	1-1---4112	1E 0	16		
4662211--1	2E 0	2226111-12	1E 0	114--12--1	2E 0	17		
A-----	0E93	A-----	0E93	A-----	0E93	18		
511332-431	4E 0	11244311-1	6E 0	1-212111-1	4E 0	19		
A---1-1-21	3E 0	9112--1211	3E 0	61-----1-2	2E 0	20		
2---115374	4E 0	11134241-1	1E 0	1-11123--1	1E 0	21		
1----224A3	4E 0	21213124-2	1E 0	1--12-4-11	1E 0	22		
1-11412553	1E 0	2-2153-311	1E 0	1--1-21-32	1E 0	23		
1121114624	1E 0	2-51211123	1E 0	1-1122--12	1E 0	24		
2----22485	5E 0	1-32353--1	1E 0	21-1-2--13	1E 0	25		
1----21469	4E 0	1-22226111	1E 0	1----1-332	4E 0	27		
4-----1837	2E 0	2-1--35241	3E 0	4-----12111	2E 0	26		
2-1-442442	3E 0	1----24515	3E 0	1-----1314	3E 0	29		
1-44235121	1E 0	113324-112	1E 0	1--22-21-2	1E 0	31		
1---332662	5E 0	212322-312	1E 0	1--114-2-1	1E 0	32		
5---222-48	3E 0	2-11321422	3E 0	9-----1	2E 0	33		
A1-2123112	4E 0	3---123423	4E 0	7-----1-2	4E 0	34		
5--1121733	3E 0	2-12322411	1E 0	61---1--11	2E 0	35		
A-1--21132	3E 0	3----23433	3E 0	7-----11-1	3E 0	36		
A---1--1-2	2E 0	A----12-11	3E 0	8-----11	3E 0	37		
5--1126422	3E 0	31-1-632-2	2E 0	6-----13	3E 0	38		
A-31-1-111	3E 0	1-1--14335	3E 0	A-----	0E93	39		

1968 DATA		ALL RATERS		LOGARITHMS		COUNT ZEROS			
INDEX	CODE	ARMY		NAVY		AIR FORCE		DOD	
		R	N	R	N	R	N	R	N
40	ØHØMA	0.067	4	0.340	13	-.182	3	0.205	51
41	HØUSE	-.355	21	0.613	18	0.690	9	-.040	51
42	IH6.1	0.480	21	0.857	18	0.221	7	0.372	51
43	IH6.2	0.215	22	0.735	18	-.403	9	0.142	51
44	IH6.3	-.028	17	0.628	17	-.353	4	0.027	51
45	IH6.4	0.077	17	0.594	16	-.604	5	0.097	51
46	IH6.5	-.030	19	0.212	18	0.368	3	-.089	51
47	IH6.6	0.025	14	0.588	13	0.086	3	0.167	51
48	IHMPE	0.161	20	0.312	15	0.320	5	0.106	51
49	ØH6.1	0.300	16	0.337	14	0.314	9	0.393	51
50	ØH6.2	0.089	20	0.238	18	-.131	9	0.184	51
51	ØH6.3	-.150	15	0.220	15	-.217	8	0.053	51
52	ØH6.4	-.049	16	0.349	13	-.557	6	0.015	51
53	ØH6.5	0.495	12	-.033	16	0.328	5	0.294	51
54	ØH6.6	-.085	10	0.322	12	-.055	3	0.048	51
55	ØHMPE	0.188	18	0.270	15	0.157	5	0.140	51
56	DEPRD	0.146	23	0.727	18	-.157	10	0.386	51
57	ØTHRD	0.259	19	0.349	13	-.321	7	0.197	51
58	NØNRD	0.572	13	0.214	6	0.407	4	0.340	51
59	DEPPR	0.015	16	-.174	18	0.078	3	-.071	51
60	ØTHPR	0.087	5	0.258	3	0.000	0	0.098	51
61	NØNPR	0.000	0	0.000	0	0.000	0	0.000	51
62	DEPØM	-.044	19	-.145	18	-.148	5	-.134	51
63	ØTHØM	-.001	4	0.372	1	0.000	0	0.095	51
64	DEPMS	0.184	15	0.523	18	0.548	6	0.252	51
65	ØTHMS	-.127	5	0.162	9	-.164	2	0.034	51
66	NØNMS	0.162	7	0.326	11	-.350	2	0.180	51
67	PATNT	0.148	20	0.556	18	0.263	10	0.265	51
68	PAPER	0.168	23	0.588	17	0.486	10	0.413	51
69	RPRTS	0.086	23	0.331	18	0.237	10	0.183	51
70	CIVGS	-.053	21	0.336	18	-.203	10	0.157	51
71	MILGS	0.165	12	0.350	12	-.294	10	0.345	51
72	CFI GS	0.072	19	0.659	17	-.189	8	0.294	51
73	MFTGS	0.117	1	0.000	0	-.372	4	0.101	51
74	MFETS	-.050	23	0.435	18	0.171	10	0.251	51

1968 DATA ALL RATERS LOGARITHMS COUNT ZEROS

ARMY		NAVY		AIR FORCE		INDEX
DENSITY	M/M	DENSITY	M/M	DENSITY	M/M	
A---1---21	2E 0	51---3-144	3E 0	7--1----11	3E 0	40
2----11379	4E 0	1-22424111	1E 0	1-----1-53	3E 0	41
2--1116264	3E 0	21314141-1	2E 0	3----21211	4E 0	42
1-----7375	4E 0	316312-1-1	1E 0	1----1-143	4E 0	43
6--12-5621	4E 0	1-----1628	3E 0	6-----1-3	2E 0	44
6--1-61342	4E 0	3-1--14333	4E 0	51-----211	2E 0	45
4--3233341	4E 0	3-12232122	1E 0	7-1---1--1	2E 0	46
91--331312	4E 0	5-----58	3E 0	7----2---1	1E 0	47
3--3-22346	3E 0	3---21-543	3E 0	5-----22-1	3E 0	48
8-122422-2	3E 0	4-11241212	3E 0	1----12114	4E 0	49
3--12-2843	4E 0	21-3113232	1E 0	1-----243	4E 0	50
8--1134411	4E 0	3--1--3524	4E 0	2-----2141	4E 0	51
7-2121-442	4E 0	5----262-3	4E 0	4-1--1-211	4E 0	52
A-1-322112	3E 0	2---215314	3E 0	5-----2111	3E 0	53
A----22-42	4E 0	6-----11523	4E 0	7---1----2	3E 0	54
5--3424311	4E 0	3--1422132	3E 0	5---1---22	3E 0	55
1322237111	1E 0	2-22232113	1E 0	2---2212-1	1E 0	56
41-1237221	4E 0	5--1-21315	4E 0	3---2--113	4E 0	57
A-11222212	3E 0	A--1121--1	4E 0	6-----121	2E 0	58
7---2236-3	4E 0	1114-14213	2E 0	7-----1-2	4E 0	59
A----11-12	3E 0	A-----12	4E 0	A-----	0E93	60
A-----	0E93	A-----	0E93	A-----	0E93	61
4-11122264	3E 0	2-1-5-4123	1E 0	6----111-1	3E 0	62
A-1--1---2	2E 0	A-----1	3E 0	A-----	E93	63
8---126312	3E 0	1--14-1254	2E 0	4-----141	3E 0	64
A--1--21-1	3E 0	9-2-1311-1	4E 0	8-----11	3E 0	65
A--2-112-1	2E 0	8-111-12-4	3E 0	8----1---1	2E 0	66
3232322123	2E 0	12-1335-21	4E 0	121--2-1-3	2E 0	67
123-433421	4E 0	1---165212	2E 0	1-2-2--113	2E 0	68
3--3413351	4E 0	1---215243	3E 0	2-3121---1	2E 0	69
2212333412	2E 0	212-243211	3E 0	1---1-3122	4E 0	70
A-32212-11	1E 0	6-3-422--1	1E 0	2-3-211--1	1E 0	71
44-2334111	1E 0	1-21232115	1E 0	2----11222	1E 0	72
A-----1	4E99	A-----	0E93	6--1----12	9E99	73
1-132573-1	3E 0	2---363211	2E 0	1--2--4-12	2E 0	74

1968 DATA		ALL RATERS		LOGARITHMS		COUNT ZEROS			
INDEX	CODE	ARMY		NAVY		AIR FORCE		DOD	
		R	N	R	N	R	N	R	N
75	MPRØF	0.231	23	0.212	18	-.290	10	0.260	51
75	CPRØF	0.207	23	0.744	18	0.003	10	0.311	51
77	TPRØF	0.193	23	0.736	18	-.086	10	0.348	51
78	TBACH	0.156	23	0.600	18	-.331	10	0.254	51
79	TMAST	0.331	23	0.846	18	0.340	10	0.504	51
80	TPHDS	0.433	23	0.835	17	0.564	10	0.582	51
81	TAPER	0.159	23	0.553	18	-.054	10	0.248	51
82	TSPAC	0.096	23	0.674	18	0.416	10	0.302	51
83	TR+DS	0.156	23	0.762	18	-.158	10	0.402	51
84	TPRDS	0.038	18	-.013	18	0.078	3	-.059	51
85	TØ+MS	-.039	19	-.070	18	-.148	5	-.121	51
85	TPGM\$	0.158	23	0.376	18	-.144	10	0.281	51
87	TIH\$	0.241	23	0.667	18	0.266	10	0.320	51
88	IHI-2	0.276	22	0.795	18	0.188	10	0.398	51
89	IHI-3	0.408	23	0.840	18	0.168	10	0.529	51
90	IHI-4	0.364	23	0.834	18	0.150	10	0.495	51
91	ØHI-2	0.104	20	0.268	18	0.402	10	0.286	51
92	ØHI-3	0.019	21	0.303	18	0.121	10	0.231	51
93	ØHI-4	-.013	21	0.321	18	-.310	10	0.185	51
94	TDEP\$	0.154	23	0.353	18	-.150	10	0.271	51
95	TØDØD	0.238	21	0.212	18	-.255	8	0.145	51
95	TNDØD	0.557	16	0.524	17	0.195	6	0.461	51
97	T6.1\$	0.480	21	0.856	18	0.308	9	0.519	51
98	T6.2\$	0.148	22	0.718	18	-.208	9	0.183	51
99	T6.3\$	-.108	17	0.591	17	-.211	8	0.128	51
100	T6.4\$	0.009	17	0.578	18	-.553	6	0.093	51
101	T6.5\$	0.070	19	0.121	18	0.374	6	0.031	51
102	T6.6\$	0.007	14	0.573	18	-.048	3	0.159	51
103	T61-2	0.212	22	0.779	18	0.391	10	0.401	51
104	T61-3	0.224	23	0.802	18	0.209	10	0.490	51
105	T61-4	0.147	23	0.798	18	-.202	10	0.425	51
106	TØH\$	-.047	22	0.038	18	-.272	10	0.102	51
107	ACRES	0.220	20	0.565	18	0.192	10	0.413	51
108	SEUAS	0.092	22	0.801	18	0.243	9	0.291	51
109	TØTND	-.008	21	0.149	18	0.011	9	-.008	51

1968 DATA

ALL RATERS

LOGARITHMS

COUNT ZEROS

ARMY		NAVY		AIR FORCE		INDEX
DENSITY	M/M	DENSITY	M/M	DENSITY	M/M	
1-22 324432	7E 0	13125131-1	3E 0	322-11---1	1E 0	75
2312213711	2E 0	1-222322-4	1E 0	212--111-2	1E 0	76
2113316411	2E 0	1-222232-4	1E 0	111-211-12	1E 0	77
2-31423332	2E 0	1-1-234124	1E 0	1----215-1	1E 0	78
1-23253421	5E 0	1-12321521	1E 0	11312---11	1E 0	79
31312333-4	4E 0	1--1352321	2E 0	1-221-21-1	3E 0	80
2-3213-921	2E 0	1-13322222	1E 0	1211-3--11	1E 0	81
1-22314154	1E 0	1-6225-1-1	1E 0	1--1-21-41	1E 0	82
4213253-21	1E 0	1-33142-13	1E 0	1---321111	1E 0	83
5---3237-3	4E 0	11-4-24213	2E 0	7-----1-2	4E 0	84
4-11121364	3E 0	2-1-4-4223	1E 0	6----111-1	3E 0	85
4111442141	1E 0	111-252231	1E 0	1--1312--2	1E 0	86
1133217311	1E 0	1-23152112	1E 0	1--12112-2	1E 0	87
1-----4855	4E 0	2353211--1	1E 0	111-2111-2	1E 0	88
21253234-1	1E 0	2-621321-1	1E 0	11-12111-2	1E 0	89
2125142411	1E 0	2-26121121	1E 0	11-12111-2	1E 0	90
3---311933	4E 0	3--3122223	1E 0	1--2-3-112	1E 0	91
2---324741	4E 0	1-12323123	1E 0	3--121-2-1	1E 0	92
2---332661	5E 0	1333111212	1E 0	11-131-2-1	1E 0	93
2212334231	1E 0	2-1-144222	1E 0	2---213--2	1E 0	94
2111137421	4E 0	2--1224133	4E 0	2---2--222	4E 0	95
7-12124132	3E 0	6-1-1423-1	4E 0	4---1--131	2E 0	96
2--1125543	4E 0	21223232-1	2E 0	1----3-222	4E 0	97
1-----5584	4E 0	2163121-11	1E 0	1-----4	4E 0	98
6--2115521	4E 0	1-----2546	4E 0	2-----1241	4E 0	99
6--1-6-262	4E 0	3-1--14423	4E 0	4-1--1-211	4E 0	100
4--1234351	4E 0	1122111342	1E 0	41----1211	3E 0	101
91-1122142	4E 0	5-----283	4E 0	7---1----2	3E 0	102
1-----4684	4E 0	146113-1-1	1E 0	1--2-12-13	1E 0	103
22414261-1	1E 0	2323113-21	1E 0	21--3-1111	1E 0	104
224-2552-1	1E 0	222222-13	1E 0	11--312-11	1E 0	105
1---323554	5E 0	21-4112313	1E 0	1--11212-2	1E 0	106
311332-541	4E 0	2326211--1	4E 0	2112-111-1	4E 0	107
1---135562	3E 0	3-1324-212	1E 0	1-----1215	3E 0	108
2113253411	2E 0	1121223321	3E 0	11--22-121	1E 0	109

APPENDIX K

**Correlations Between Peer Ratings and Laboratory Variables per
Professional With and Without Zeros**

Fiscal Year 1968

(Showing Frequency Distribution of Data)

1968 DATA ALL RATERS NORM TPROF SKIP ZERGES

CODE	ARMY		NAVY		AIR FORCE		COD	
	R	N	R	N	R	N	R	N
TAMIL/TPROF	-.088	23	.101	18	-.113	10	.123	51
TACIV/TPROF	.060	23	-.211	18	.189	10	-.126	51
MILES/TPROF	-.182	22	-.248	18	-.450	10	-.112	50
CIVBS/TPROF	-.000	23	-.149	18	-.382	10	-.140	51
MILMS/TPROF	-.173	22	-.271	17	.116	10	.118	49
CIVMS/TPROF	.540	23	.147	18	.649	10	.338	51
MILPH/TPROF	-.177	19	-.581	10	.344	10	-.121	39
CIVPH/TPROF	.266	23	.408	17	.591	10	.307	50
MILND/TPROF	-.092	9	-.234	11	0.000	1	-.094	21
CIVND/TPROF	-.427	21	-.362	18	-.003	9	-.438	48
WG2RD/TPROF	.175	23	-.106	18	-.002	9	-.019	50
CLASS/TPROF	-.009	23	-.279	18	.118	10	-.194	51
TECHS/TPROF	.139	23	-.092	18	.265	10	.073	51
CIVSV/TPROF	.049	23	-.179	18	.427	10	-.084	51
MILSV/TPROF	.178	19	-.341	16	.249	10	-.025	45
MILST/TPROF	0.000	0	0.000	0	0.000	0	0.000	0
OWNED/TPROF	.571	18	.406	17	.169	9	.344	44
LEASD/TPROF	.404	5	.341	11	.291	4	.254	20
RPRCP/TPROF	.212	21	.386	18	.255	10	.297	49
EQUIP/TPROF	.191	22	.640	18	.019	10	.319	50
LSPAC/TPROF	.141	23	.479	18	.103	10	.228	51
ASPAC/TPROF	-.339	23	-.431	18	.156	10	-.395	51
OSPAC/TPROF	-.007	21	.314	18	.422	10	.167	49
SEQIP/TPROF	.220	22	.358	18	.041	9	.242	49
SEQNP/TPROF	-.218	19	.421	16	.441	6	.023	41
SEQPR/TPROF	.195	21	.518	17	.442	9	.307	47
IHR+D/TPROF	.322	23	.764	18	.381	10	.352	51
OHR+D/TPROF	-.175	22	.151	18	-.119	10	.071	50
IHPRO/TPROF	-.205	18	-.151	18	0.000	1	-.150	37
OHPRO/TPROF	.148	13	-.550	15	0.000	3	-.271	31
IHO+M/TPROF	-.273	19	-.478	18	.005	4	-.388	41
OHO+M/TPROF	.512	10	-.351	15	0.000	3	-.073	28
MILCM/TPROF	-.086	4	.799	5	0.000	2	.334	11
MILPA/TPROF	.231	18	-.013	18	.014	4	.211	40
IHOMA/TPROF	.195	8	.142	17	0.000	0	.119	25

1968 DATA ALL RATERS NORM TPROF SKIP ZEROES

ARMY DENSITY	ARMY M-M RATIO	NAVY DENSITY	NAVY M-M RATIO	AIR FORCE DENSITY	AIR FORCE M-M RATIO
842-11-223	2E 1	54221-1-12	5E 1	5-2-1--1-1	7E 0
4332441-11	4E 0	A5-2-----1	3E 0	1-1-211211	3E 0
6831-1-1-2	1E 2	511-323-21	1E 1	2311-1-1-1	1E 1
2-12213543	3E 0	11-1213612	1E 0	2--1-21-13	4E 0
64212311-2	3E 1	6261--1--1	2E 1	4211--1--1	7E 0
2241245111	5E 0	11433311-1	6E 0	12-2121--1	8E 0
4542---1-3	7E 1	4311-----1	2E 1	41111--1-1	2E 1
5642221--1	2E 1	4433--1--2	1E 1	61-1--1--1	3E 1
71-----1	4E 1	3-2-121-11	1E 1	1-----1	1E 0
255-3121-2	2E 1	434-411--1	3E 1	1-221---12	3E 1
48431--2-1	8E 1	953-----1	1E 1	511-1----1	7E 1
3233122412	3E 0	5821----11	2E 0	1-1-42--11	3E 0
365213--21	1E 1	25332-1-11	5E 0	531-----1	4E 1
2-23552121	5E 0	1-11224322	3E 0	11---311-3	1E 1
91341-----1	3E 1	A111-----1	5E 1	331---2--1	1E 1
-----	*E93	-----	*E93	-----	*E93
A213-----1	6E 2	A-----1	4E 4	8-----1	8E 3
1-2-----11	8E 1	7-1-2----1	2E 3	1-1--1--1	1E 2
A621-----2	4E 1	925-1----1	1E 1	612-----1	4E 1
442-314-22	8E 0	1341114-12	5E 0	12-111-112	1E 1
6942---1-1	4E 1	41413-1211	8E 0	1412--1--1	1E 1
662233---1	1E 1	9421-----2	1E 1	51-3-----1	2E 1
855-11---1	1E 2	9341-----1	2E 1	221-3----2	2E 1
74-51121-1	4E 1	3235112--1	6E 0	212-111--1	1E 2
565-11---1	6E 1	5343-----1	1E 2	12-1--1-1-1	8E 0
A4--1----1	1E 2	63111--221	3E 1	3121-----2	9E 0
842242---1	4E 0	31632-11-1	2E 0	221112---1	4E 0
A332-21--1	6E 1	72-31211-1	1E 1	323-----2	5E 0
822113---1	5E 1	A511-----1	8E 2	1-----1	1E 0
9--11--11	2E 4	A21---1--1	6E 2	1-----1--1	2E 1
85-21-1-1	1E 3	A5-2-----1	8E 1	2-1-----1	3E 2
3311-1---1	8E 1	842-----1	7E 1	2-----1	1E 1
2-1-----1	3E 1	2-11-----1	2E 1	1-----1	5E 0
54-1114-11	3E 1	532311-2-1	3E 1	1-1-1----1	3E 0
7-----1	8E 2	621121-211	4E 2	-----1	*E93

1968 DATA ALL RATERS NORM TPROF SKIP ZEROES

CODE	ARMY		NAVY		AIR FORCE		DOG	
	R	N	R	N	R	N	R	N
OHOMA/TPROF	.376	4	-.171	13	0.000	3	-.052	20
HOUSE/TPROF	-.163	21	-.027	18	-.201	9	-.163	48
IH6.1/TPROF	.344	21	.632	18	.641	7	.373	46
IH6.2/TPROF	.329	22	.199	18	-.100	9	.213	49
IH6.3/TPROF	-.045	17	.403	17	-.369	4	.016	38
IH6.4/TPROF	-.014	17	.302	16	-.737	5	.119	38
IH6.5/TPROF	-.367	19	-.271	18	0.000	3	-.361	40
IH6.6/TPROF	.076	14	-.106	13	0.000	3	.052	30
IHMPE/TPROF	-.075	20	.036	15	.192	5	-.062	40
OH6.1/TPROF	.507	16	.316	14	.397	9	.298	39
OH6.2/TPROF	-.252	20	-.235	18	.117	9	.090	47
OH6.3/TPROF	-.241	15	.152	15	.048	8	-.100	38
OH6.4/TPROF	-.379	16	.287	13	-.833	6	-.285	35
OH6.5/TPROF	.367	12	-.344	16	.089	5	.087	33
OH6.6/TPROF	.255	10	.040	12	0.000	3	.046	25
OHMPE/TPROF	.236	18	.140	15	.420	5	.157	38
DEPRD/TPROF	-.139	23	.478	18	-.039	10	.119	51
OTHROD/TPROF	.315	19	.034	13	.115	7	.205	39
NONRD/TPROF	.088	13	.848	5	.789	4	.570	23
DEPPR/TPROF	.176	16	-.462	18	0.000	3	-.207	37
OTHPR/TPROF	-.005	5	0.000	3	0.000	0	-.354	8
NONPR/TPROF	0.000	0	0.000	0	0.000	0	0.000	0
DEPOM/TPROF	-.077	19	-.520	18	-.826	5	-.348	42
OTHOM/TPROF	.804	4	0.000	1	0.000	0	.945	5
DEPMS/TPROF	.211	15	.189	18	.114	6	.237	39
OTHMS/TPROF	.274	5	.470	9	0.000	2	.418	16
NONMS/TPROF	-.108	7	.032	11	0.000	2	-.000	20
PATNT/TPROF	.145	20	.055	18	.307	10	.022	48
PAPER/TPROF	-.119	23	.087	17	.531	10	.115	50
RPRTS/TPROF	-.249	23	-.292	18	.245	10	-.150	51
CIVGS/TPROF	.054	21	.045	18	-.123	10	.071	49
MILGS/TPROF	.142	12	-.193	12	-.270	10	.110	34
GFTGS/TPROF	-.016	19	.236	17	.216	8	.119	44
MFTGS/TPROF	0.000	1	0.000	0	.017	4	.125	5
MEETS/TPROF	-.445	23	-.118	18	.359	10	-.057	51

1968 DATA ALL RATERS NORM TPROF SKIP ZEROES

ARMY DENSITY	ARMY M-M RATIO	NAVY DENSITY	NAVY M-M RATIO	AIR FORCE DENSITY	AIR FORCE M-M RATIO
12-----1	1E 2	512211---1	6E 2	1----1---1	6E 1
64432-1--1	1E 1	2253211--2	3E 0	111---1212	9E 0
A31-----1	1E 2	853-1-----1	6E 1	32-----2	6E 1
543332---2	6E 0	15432-11-1	4E 0	122111---1	1E 2
A21-----1	4E 2	2332211111	1E 1	1---2-----1	9E 0
462211---1	5E 1	81-122---2	6E 3	12--1-----1	6E 2
A2222----1	2E 2	A51-----1	8E 1	2-----1	5E 1
31---2-1-1	8E 2	1-13212-12	5E 0	2-----1	9E 0
5723-1--11	1E 2	5132-11-11	5E 1	3-1-----1	1E 1
841-1---11	8E 2	912-----11	1E 2	42-11-----1	7E 1
A3-1-----1	3E 2	5124221--1	2E 1	331---1--1	3E 1
A111-1---1	1E 3	74--21---1	8E 2	223-----1	8E 1
642111---1	1E 3	8-111---11	2E 1	5-----1	4E 3
61211---1	2E 2	A121-1---1	1E 2	21---1--1	3E 1
41-111---2	2E 1	4212-1---2	2E 1	1----1---1	1E 2
A-1-----1	7E 2	911-11--11	1E 2	1--11---11	7E 1
44642-1-11	2E 1	2-3342--22	3E 0	1-42-1---2	8E 0
A23-----1	5E 3	522-21---1	3E 2	211--1-1-1	1E 2
52-11111-1	1E 2	5-----1	2E 2	1-1-----11	3E 0
A3--1-----2	3E 2	A21----1-1	4E 2	1-----1--1	2E 1
31-----1	2E 2	2-----1	1E 1	-----	*E93
-----	*E93	-----	*E93	-----	*E93
831-21-112	1E 2	753-1---11	5E 1	31-----1	6E 3
2--1-----1	6E 1	1-----	1E 0	-----	*E93
761-----1	8E 1	25321211-1	9E 1	31-1-----1	6E 0
211-----1	2E 1	71-----1	1E 3	1-----1	1E 0
5-----1--1	6E 1	72--1-----1	5E 2	1-----1	3E 0
715-1211-2	2E 1	323-3311-2	1E 1	213-2---11	1E 1
7542111--2	1E 1	623-3---21	1E 1	321-11---2	1E 1
5454112--1	3E 1	37112-2--2	5E 1	8-1-----1	2E 1
661321--11	9E 1	763--1---1	4E 1	2-1312---1	2E 1
521111---1	2E 1	35-3-----1	7E 0	132-1---12	5E 0
55114----3	1E 1	43213--211	1E 1	2-12-2---1	1E 1
1-----	1E 0	-----	*E93	1----2---1	1E 1
654223---1	7E 0	474-2-----1	5E 1	1-3-2-1-12	1E 1

1968 DATA ALL RATERS NORM TPROF SKIP ZEROES

CODE	ARMY		NAVY		AIR FORCE		DOD	
	R	N	R	N	R	N	R	N
MPROF/TPROF	-.206	23	-.299	18	-.174	10	-.040	51
CPROF/TPROF	.206	23	.299	18	.174	10	.040	51
TPROF/TPROF		I 23 F		I 18 F		I 10 F		I 51 F
TBACH/TPROF	-.266	23	-.174	18	-.669	10	-.287	51
TMAST/TPROF	.474	23	.115	18	.654	10	.408	51
TPHDS/TPROF	.205	23	.361	17	.583	10	.257	50
TAPER/TPROF	.042	23	-.188	18	.068	10	-.098	51
TSPAC/TPROF	.063	23	.367	18	.178	10	.208	51
TR+DS/TPROF	-.060	23	.588	18	-.051	10	.164	51
TPRC\$/TPROF	.166	18	-.438	18	0.000	3	-.207	39
TC+NS/TPROF	-.071	19	-.505	18	-.826	5	-.337	42
TPGM\$/TPROF	.066	23	-.302	18	-.064	10	-.032	51
TIH\$/TPROF	.255	23	.262	18	.445	10	.168	51
IH1-2/TPROF	.425	22	.455	18	.373	10	.404	50
IH1-3/TPROF	.376	23	.588	18	.362	10	.400	51
IH1-4/TPROF	.392	23	.683	18	.347	10	.433	51
OH1-2/TPROF	-.225	20	-.142	18	.107	10	.122	48
OH1-3/TPROF	-.272	21	.033	18	.090	10	.072	49
OH1-4/TPROF	-.358	21	.141	18	-.135	10	.021	49
TDEP\$/TPROF	.008	23	-.344	18	-.044	10	-.051	51
TODOD/TPROF	.246	21	-.115	16	-.027	8	.043	45
TNDOD/TPROF	.084	16	.536	13	.773	6	.409	35
T6.1\$/TPROF	.377	21	.655	18	.511	9	.369	48
T6.2\$/TPROF	-.087	22	.103	18	.095	9	.137	49
T6.3\$/TPROF	-.178	17	.206	17	.039	8	-.087	42
T6.4\$/TPROF	-.303	17	.272	16	-.832	6	-.190	39
T6.5\$/TPROF	-.257	19	-.378	18	-.023	6	-.296	43
T6.6\$/TPROF	.090	14	-.156	13	0.000	3	.011	30
T61-2/TPROF	.161	22	.434	18	.196	10	.255	50
T61-3/TPROF	-.037	23	.502	18	.167	10	.191	51
T61-4/TPROF	-.103	23	.583	18	-.077	10	.156	51
TOH\$/TPROF	.051	22	-.417	18	-.161	10	-.068	50
ACRES/TPROF	.432	20	.410	18	.178	10	.319	48
SEQAS/TPROF	.138	22	.626	18	.515	9	.324	49
TOTND/TPROF	-.409	21	-.361	18	.039	9	-.428	48

1968 DATA ALL RATERS NORM TPROF SKIP ZEROES

ARMY DENSITY	ARMY M-M RATIO	NAVY DENSITY	NAVY M-M RATIO	AIR FORCE DENSITY	AIR FORCE M-M RATIO
664211-1-2	5E 1	42235----2	1E 1	33-21----1	6E 0
2-1-112466	1E 0	2-----53224	1E 0	1-----12-33	4E C
A-----	1E 0	A-----	1E 0	A-----	1E 0 F
2124224123	1E 0	11-1214413	1E 0	1-1---2213	4E 0
13213722-2	5E 0	1144232--1	5E 0	1-23-1--12	3E C
53511511-1	2E 1	4532--1--2	1E 1	52-1-1---1	2E 1
63246--1-1	3E 0	87-2-----1	3E 0	224--1---1	2E 0
5A32-1--11	1E 1	934--1---1	6E 0	11411---11	1E 1
7444-111-1	8E 0	1244111121	2E 0	133-1----2	4E 0
A2-2----11	3E 2	A21-----11	5E 2	1-----1--1	2E 1
741-21-112	1E 2	753-1---11	5E 1	31-----1	6E 3
3733-3--13	7E 0	9511----11	6E 0	131-12--1	4E 0
5216251--1	3E 0	5352--11-1	2E 0	121122---1	5E 0
A722-----1	1E 1	44621----1	5E 0	22-2-12--1	6E C
94431-1--1	1E 1	31553----1	5E 0	22-2-12--1	5E 0
66522-1--1	1E 1	21442211-1	5E 0	2211-12--1	5E 0
A3-1-----1	1E 2	511431--21	2E 1	242---1--1	2E 1
A411---1-1	1E 2	543112-1-1	4E 1	233-----2	1E 1
9531-1-1-1	1E 2	4342-111-2	5E 1	2231-----2	1E 1
254422-121	1E 1	2752---1-1	1E 1	1-31-21--2	8E 0
A221-----11	2E 3	A211-----1	1E 3	221--1---2	1E 2
5211221-11	1E 2	A1--1-----1	1E 3	1-2-1----2	1E 1
A42-----1	1E 2	76121----1	6E 1	43----1--1	7E 1
98121----1	1E 1	11451212-1	3E 0	321-11---1	1E 1
A2-2-----1	7E 2	272121-1-1	2E 1	223-----1	8E 1
7-6---21-1	1E 2	9-121-11-1	1E 4	5-----1	4E 3
A1223----1	2E 2	86-3-----1	3E 1	3-1--1---1	7E 2
71-131---1	1E 3	2-3-1122-2	5E 0	1---1---1	1E 2
83621----11	1E 1	16424----1	4E 0	214-1-1--1	1E 1
874-11---2	1E 1	113342-1-3	4E 0	2-411----2	7E 0
4581111--2	1E 1	13412222-1	5E 0	11321----2	6E 0
A3113---13	7E 1	A33---1--1	4E 1	312-11---2	5E 0
A315-----1	6E 2	A-----1	3E 4	9-----1	8E 3
A42-1----1	3E 1	5422---3-2	1E 1	222-1----2	1E 1
2451122211	3E 1	4342121--1	4E 1	1-32----21	4E 1

1968 DATA ALL RATERS NORM TPROF COUNT ZEROES

CODE	ARMY		NAVY		AIR FORCE		DOD	
	R	N	R	N	R	N	R	N
TAMIL/TPROF	-.088	23	.101	18	-.113	10	.123	51
TACIV/TPROF	.060	23	-.211	18	.189	10	-.126	51
MILBS/TPROF	-.218	22	-.248	18	-.450	10	-.122	51
CIVBS/TPROF	-.000	23	-.149	18	-.382	10	-.140	51
MILMS/TPROF	-.141	22	-.236	17	.116	10	.131	51
CIVMS/TPROF	.540	23	.147	18	.649	10	.338	51
MILPH/TPROF	-.065	19	-.154	10	.344	10	.001	51
CIVPH/TPROF	.266	23	.464	17	.591	10	.329	51
MILND/TPROF	-.006	9	-.244	11	.178	1	-.082	51
CIVND/TPROF	-.398	21	-.362	18	.033	9	-.412	51
WGBRD/TPROF	.175	23	-.106	18	.186	9	-.007	51
CLASS/TPROF	-.009	23	-.278	18	.118	10	-.194	51
TECHS/TPROF	.139	23	-.092	18	.265	10	.073	51
CIVSV/TPROF	.043	23	-.179	18	.427	10	-.084	51
MILSV/TPROF	.070	19	-.346	16	.249	10	-.031	51
MILST/TPROF	0.000	0	0.000	0	0.000	0	0.000	51
OWNED/TPROF	.299	18	.410	17	.178	9	.314	51
LEASD/TPROF	.328	5	.412	11	.177	4	.314	51
RPROP/TPROF	.146	21	.386	18	.255	10	.278	51
EQUIP/TPROF	.092	22	.640	18	.019	10	.293	51
LSPAC/TPROF	.141	23	.479	18	.103	10	.228	51
ASPAC/TPROF	-.339	23	-.431	18	.156	10	-.395	51
OSPAC/TPROF	.028	21	.314	18	.422	10	.185	51
SEQIP/TPROF	.140	22	.358	18	.067	9	.208	51
SEQNP/TPROF	-.306	19	.394	16	.539	6	-.022	51
SEQPR/TPROF	.161	21	.557	17	.439	9	.303	51
IHR+D/TPROF	.322	23	.764	18	.381	10	.052	51
OHR+D/TPROF	-.212	22	.151	18	-.119	10	.059	51
IHPRO/TPROF	-.131	18	-.151	18	-.376	1	-.172	51
OHPRC/TPROF	.202	13	-.456	15	-.056	3	-.184	51
IHO+M/TPROF	-.296	19	-.478	18	.105	4	-.392	51
OHO+M/TPROF	.383	10	-.301	15	-.377	3	-.064	51
MILCN/TPROF	.087	4	.583	5	.134	2	.240	51
MILFA/TPROF	-.024	18	-.013	18	.291	4	.091	51
IHOMA/TPROF	.114	8	.209	17	0.000	0	.107	51

1968 DATA ALL RATERS NORP TPROF CCUNT ZEROES

ARMY DENSITY	ARMY M-M RATIO	NAVY DENSITY	NAVY M-M RATIO	AIR FORCE DENSITY	AIR FORCE M-M RATIO
842-11-223	2E 1	54221-1-12	5E 1	5-2-1--1-1	7E 0
4332441-11	4E 0	A5-2-----1	3E 0	1-1-211211	3E 0
7831-1-1-2	3E99	511-323-21	1E 1	2311-1-1-1	1E 1
2-12213543	3E 0	11-1213612	1E 0	2--1-21-13	4E 0
56212311-2	7E98	5461--1--1	3E98	4211--1--1	7E 0
2241245111	5E 0	11433311-1	6E 0	12-2121--1	8E 0
8533---1-3	7E98	A13-1----1	2E98	41111--1-1	2E 1
5642221--1	2E 1	43422--1-2	2E99	61-1--1--1	3E 1
A1-----1	8E98	9111-3-111	2E98	9-----1	1E98
34523121-2	1E99	434-411--1	3E 1	2-221---12	6E98
48431--2-1	8E 1	955-----1	1E 1	521-1----1	8E99
3233122412	3E 0	5821----11	2E 0	1-1-42--11	3E 0
365213--21	1E 1	25332-1-11	5E 0	531-----1	4E 1
2-23552121	5E 0	1-11224322	3E 0	11---311-3	1E 1
A2161-----1	8E98	A111-----1	1E99	331---2--1	1E 1
A-----1	0E93	A-----1	0E93	A-----1	0E93
A213-----1	1E 1	A-----1	9E 2	9-----1	2E 2
A-2-----11	4E 0	A-1-2-----1	5E 0	7-1---1--1	7E99
A721-----2	1E 2	925-1-----1	1E 1	612-----1	4E 1
1442214122	6E 1	1341114-12	5E 0	12-111-112	1E 1
6942---1-1	4E 1	41413-1211	8E 0	1412--1--1	1E 1
662233---1	1E 1	9421-----2	1E 1	51-3-----1	2E 1
A55-11---1	2E 3	9341-----1	2E 1	221-3----2	2E 1
66-42121-1	6E 1	3235112--1	6E 0	312-111--1	9E 1
848-11---1	3E 0	73421-----1	2E 0	4121-----11	1E 0
A6--1-----1	1E 1	46111--221	6E 0	1313-----2	5E 0
842242---1	4E 0	31632-11-1	2E 0	221112---1	4E 0
A342-21--1	1E 2	72-31211-1	1E 1	323-----2	5E 0
A32113---1	1E 1	A511-----1	8E 2	9-----1	6E99
A--11---11	1E 2	A21---1--1	2E 2	8-----1--1	5E 1
A5-21-1-11	1E 1	A5-2-----1	8E 1	8-1-----1	5E99
A311-1---1	6E 0	A42-----1	1E 1	81-----1	9E 0
A11-----1	1E 0	A-11-----1	6E 0	81-----1	2E 1
A311113111	4E 0	532311-2-1	3E 1	6--11-1--1	8E 0
A-----1	2E 1	631121-211	8E 0	A-----1	0E93

1968 DATA ALL RATERS NORM TPROF COUNT ZERGES

CODE	ARMY		NAVY		AIR FORCE		JOD	
	R	N	R	N	R	N	R	N
OHOMA/TPROF	.100	4	.000	13	-.268	3	.066	51
HOLSE/TPROF	-.352	21	-.027	18	.320	9	-.210	51
IH6.1/TPROF	.362	21	.632	18	.569	7	.358	51
IH6.2/TPROF	.326	22	.199	18	-.193	9	.197	51
IH6.3/TPROF	-.042	17	.472	17	-.468	4	.001	51
IH6.4/TPROF	.027	17	.365	16	-.716	5	.118	51
IH6.5/TPROF	-.333	19	-.271	18	.127	3	-.344	51
IH6.6/TPROF	.064	14	.384	13	.076	3	.120	51
IHMPE/TPROF	-.046	20	.072	15	.239	5	-.052	51
OH6.1/TPROF	.431	16	.241	14	.404	9	.262	51
OH6.2/TPROF	-.224	20	-.235	18	.030	9	.089	51
OH6.3/TPROF	-.212	15	.107	15	-.013	8	-.071	51
OH6.4/TPROF	-.281	16	.259	13	-.794	6	-.198	51
OH6.5/TPROF	.445	12	-.307	16	.219	5	.134	51
OH6.6/TPROF	.066	10	.152	12	-.108	3	.046	51
OHMPE/TPROF	.222	16	.147	15	.268	5	.134	51
DEPRD/TPROF	-.139	23	.478	18	-.039	10	.119	51
OTHRD/TPROF	.292	19	.129	13	-.121	7	.177	51
NONRD/TPROF	.361	13	.519	6	.472	4	.415	51
DEPPR/TPROF	.171	16	-.462	18	-.059	3	-.187	51
OTHPR/TPROF	.024	5	-.212	3	0.000	0	-.124	51
NONPR/TPROF	0.000	0	0.000	0	0.000	0	0.000	51
DEPOM/TPROF	-.121	19	-.520	18	-.369	5	-.351	51
OTHOM/TPROF	.092	4	.402	1	0.000	0	.243	51
DEPMS/TPROF	.133	15	.189	18	.285	6	.213	51
OTHMS/TPROF	-.053	5	.341	9	-.260	2	.198	51
NONMS/TPROF	-.007	7	.033	11	-.396	2	.005	51
PATNT/TPROF	.105	20	.055	18	.307	10	.036	51
PAPER/TPROF	-.119	23	.174	17	.531	10	.144	51
RPRTS/TPROF	-.249	23	-.292	18	.245	10	-.150	51
CIVGS/TPROF	-.035	21	.045	18	-.123	10	.053	51
MILGS/TPROF	-.021	12	.016	12	-.270	10	.148	51
CFTGS/TPROF	-.097	19	.310	17	.015	8	.091	51
MFTGS/TPROF	.092	1	0.000	0	-.242	4	.084	51
MEETS/TPROF	-.445	23	-.118	18	.359	10	-.057	51

1968 DATA ALL RATERS NORM TPROF COUNT ZEROES

ARMY DENSITY	ARMY M-M RATIO	NAVY DENSITY	NAVY M-M RATIO	AIR FORCE DENSITY	AIR FORCE M-M RATIO
A2-----1	4E 0	913211---1	4E 0	8----1---1	6E 0
5525311--1	5E 1	2253211--2	3E 0	1111--1122	9E 0
A41-----1	5E 1	853-1-----1	6E 1	62-----2	3E 1
1273341--2	2E 1	15432-11-1	4E 0	222111---1	4E 1
A21-----1	5E 1	21522211-2	1E 1	61--11---1	1E 0
A62211---1	1E 1	A1-122---2	1E 1	62--1-----1	1E 0
A2222---1	2E 1	A51-----1	8E 1	81-----1	9E99
A1---2-1-1	1E 1	51-1233-12	1E 1	7?-----1	1E99
8723-1--11	1E 1	6323-11-11	1E 1	711-----1	3E 0
A41-1---11	3E 0	A12-----11	2E 0	51111---1	3E 1
A3-1-----1	7E 1	5124221--1	2E 1	431---1--1	2E 2
A111-1---1	8E 1	A4--21---1	1E 1	414-----1	7E 1
A421-2---1	3E 1	A-11-1--11	1E 1	9-----1	6E 1
A2211---1	4E 0	A112-1---1	6E 0	7-1---1--1	1E 1
A2--21---2	1E 1	9132-1--2	1E 1	8----1---1	7E 0
A-1-----1	4E 1	A11-11--11	9E 0	6--11---11	8E 0
44642-1-11	2E 1	2-3342--22	3E 0	1-42-1---2	8E 0
A23-----1	4E 1	A22-21---1	1E 1	511--1-1-1	2E 1
A3-1-211-1	1E 0	A-----1	8E 0	6--11-----2	1E 0
A3--1-----2	1E 2	A21----1-1	4E 2	8-----1-1	5E 1
A1-----1	4E 1	A1-----1	7E 1	A-----	0E93
A-----	0E93	A-----	0E93	A-----	0E93
A31-21-112	1E 1	753-1---11	5E 1	81-----1	9E 0
A--1-----1	8E99	A-----1	1E 0	A-----	0E93
A61-----1	2E 1	25321211-1	9E 1	422-1---1	2E 1
A2-1-----1	3E 0	A1-----1	9E 0	8----1---1	6E 0
A2----1--1	1E 0	A2--1---1	3E 0	8-1-----1	3E99
83411211-2	1E99	323-3311-2	1E 1	213-2---11	1E 1
7542111--2	1E 1	434112--21	3E99	321-11---2	1E 1
5454112--1	3E 1	37112-2--2	5E 1	8-1-----1	2E 1
85232-1-11	4E99	763--1---1	4E 1	2-1312---1	2E 1
A31111---1	5E98	635-3---1	1E98	132-1---12	5E 0
654131---3	4E98	341312--31	3E98	31-122---1	5E98
A-----1	1E97	A-----	0E93	7---2---1	3E98
654223---1	7E 0	474-2---1	5E 1	1-3-2-1-12	1E 1

1968 DATA ALL RATERS NORM TPROF COUNT ZEROES

CODE	ARMY		NAVY		AIR FORCE		DOD	
	R	N	R	N	R	N	R	N
MPROF/TPROF	-.206	23	-.299	18	-.174	10	-.040	51
CPROF/TPROF	.206	23	.299	18	.174	10	.040	51
TPROF/TPROF		I 23 F		I 18 F		I 10 F		I 51
TBACH/TPROF	-.266	23	-.174	18	-.669	10	-.287	51
THAST/TPROF	.474	23	.115	18	.654	10	.408	51
TPHDS/TPROF	.205	23	.421	17	.583	10	.281	51
TAPER/TPROF	.042	23	-.188	18	.068	10	-.098	51
TSPAC/TPROF	.063	23	.367	18	.178	10	.208	51
TR+D\$/TPROF	-.060	23	.588	18	-.051	10	.164	51
TPRO\$/TPROF	.169	18	-.438	18	-.059	3	-.195	51
TG+M\$/TPROF	-.117	19	-.505	18	-.369	5	-.341	51
TPGM\$/TPROF	.066	23	-.302	18	-.064	10	-.032	51
TIH\$/TPROF	.255	23	.262	18	.445	10	.168	51
IH1-2/TPROF	.425	22	.455	18	.373	10	.411	51
IH1-3/TPROF	.376	23	.588	18	.362	10	.400	51
IH1-4/TPROF	.392	23	.683	18	.347	10	.433	51
OH1-2/TPROF	-.197	20	-.142	18	.107	10	.131	51
OH1-3/TPROF	-.250	21	.033	18	.090	10	.078	51
OH1-4/TPROF	-.324	21	.141	18	-.135	10	.030	51
TDEP\$/TPROF	.008	23	-.344	18	-.044	10	-.051	51
TCCOD/TPROF	.217	21	-.108	16	-.162	8	.019	51
TNODD/TPROF	.277	16	.513	13	.398	6	.392	51
T6.1\$/TPROF	.396	21	.655	18	.514	9	.375	51
T6.2\$/TPROF	-.072	22	.103	18	-.013	9	.127	51
T6.3\$/TPROF	-.161	17	.276	17	-.022	8	-.054	51
T6.4\$/TPROF	-.214	17	.334	16	-.793	6	-.135	51
T6.5\$/TPROF	-.232	19	-.378	18	.215	6	-.262	51
T6.6\$/TPROF	.073	14	.315	13	-.105	3	.098	51
T61-2/TPROF	.169	22	.434	18	.196	10	.262	51
T61-3/TPROF	-.037	23	.502	18	.167	10	.191	51
T61-4/TPROF	-.103	23	.583	18	-.077	10	.156	51
TOH\$/TPROF	.004	22	-.417	18	-.161	10	-.079	51
ACRES/TPROF	.415	20	.410	18	.178	10	.315	51
SEQAS/TPROF	.093	22	.626	18	.504	9	.295	51
TCTND/TPROF	-.381	21	-.361	18	.070	9	-.402	51

1968 DATA ALL RATERS NORM TPKOF CCUNT ZEROES

ARMY DENSITY	ARMY M-M RATIO	NAVY DENSITY	NAVY M-M RATIO	AIR FORCE DENSITY	AIR FORCE M-M RATIO
664211-1-2	5E 1	42235----2	1E 1	33-21----1	6E 0
2-1-112466	1E 0	2----53224	1E 0	1----12-33	4E 0
A-----	1E 0	A-----	1E 0	A-----	1E 0 F
2124224123	1E 0	11-1214413	1E 0	1-1---2213	4E 0
13213722-2	5E 0	1144232--1	5E 0	1-23-1--12	5E 0
53511511-1	2E 1	34431-1--2	2E 99	52-1-1---1	2E 1
63246--1-1	3E 0	87-2-----1	3E 0	224--1---1	2E 0
5A32-1--11	1E 1	934--1---1	6E 0	11411---11	1E 1
7444-111-1	8E 0	1244111121	2E 0	133-1----2	4E 0
A2-2----11	1E 2	A21-----11	5E 2	8-----1-1	5E 1
A41-21-112	1E 1	753-1---11	5E 1	81-----1	9E 0
3733-3--13	7E 0	9511----11	6E 0	131-12--11	4E 0
5216251--1	5E 0	5352--11-1	2E 0	121122--1	5E 0
76621----1	7E 1	44621----1	5E 0	22-2-12--1	6E 0
94431-1--1	1E 1	31553----1	5E 0	22-2-12--1	5E 0
66522-1--1	1E 1	21442211-1	5E 0	2211-12--1	5E 0
A4-1-----1	7E 1	511431--21	2E 1	242---1--1	2E 1
A411---1-1	1E 2	543112-1-1	4E 1	233-----2	1E 1
A441-1-1-1	1E 2	4342-111-2	5E 1	2231-----2	1E 1
254422-121	1E 1	2752---1-1	1E 1	1-31-21--2	8E 0
A221----11	5E 1	A211-----1	8E 1	421--1---2	2E 1
A211221-11	1E 0	A1--1----1	8E 0	5-111----2	1E 0
A52-----1	5E 1	76121----1	6E 1	53----1--1	6E 1
5A331----1	8E 1	11451212-1	3E 0	4-3-1-1--1	2E 2
A2-2-----1	1E 2	37211111-1	2E 1	423-----1	7E 1
A-42--21-1	3E 1	A-121-11-1	2E 1	9-----1	6E 1
A12221---1	2E 1	86-3-----1	3E 1	7-1--1---1	1E 1
A1-131---1	3E 1	5113-123-2	1E 1	8---1---1	7E 0
46452---11	8E 1	16424----1	4E 0	214-1-1--1	1E 1
874-11---2	1E 1	113342-1-3	4E 0	2-411----2	7E 0
4581111--2	1E 1	13412222-1	5E 0	11321-----2	6E 0
A3213---13	1E 2	A33---1--1	4E 1	312-11---2	5E 0
A315-----1	1E 1	A-----1	3E 4	9-----1	8E 3
A63-1----1	1E 1	5422---3-2	1E 1	2122-1---2	6E 0
34512222-2	1E 99	4342121--1	4E 1	2-32-----21	7E 98

APPENDIX L

- Table 1 Percent Accounted for by High-Ranked versus Low-Ranked Laboratories
- Table 2 Coefficients of Rank-Order Correlation Between Peer Ratings and
Quantitative Laboratory Properties

PERCENT OF ELEMENT ACCOUNTED FOR BY

		ARMY		NAVY		USAF		DOD		DOD	
		HI	LØ	HI	LØ	HI	LØ	HI	LØ	HI	LØ
		5	5	4	4	3	3	13	13	7	7
3	TAMIL	17	8	36	12	28	31	29	11	18	4
4	TACIV	25	16	41	17	32	34	35	19	26	12
5	MILBS	19	11	27	12	12	36	18	15	5	5
6	CIVBS	25	15	37	13	19	40	32	16	22	8
7	MILMS	19	13	21	10	27	21	29	11	16	4
8	CIVMS	29	11	40	12	44	17	40	12	28	5
9	MILPH	21	9	27	8	34	12	27	10	15	5
10	CIVPH	31	6	60	3	69	5	47	6	38	3
11	MILND	32	2	19	15	0	0	27	11	13	10
12	CIVND	17	29	21	21	20	39	26	28	12	21
13	WGBRD	25	15	46	18	50	28	39	18	32	13
14	CLASS	25	16	39	16	31	36	34	19	25	11
15	TECHS	28	15	41	16	60	18	37	17	26	11
16	CIVSV	23	11	33	12	37	29	31	15	19	7
17	MILSV	8	3	13	38	32	23	16	16	9	13
18	MILST										
19	ØWNED	59	1	96	0	88	10	94	0	89	0
20	LEASD	59	3	70	0	54	35	71	0	66	0
21	RPRØP	36	14	62	9	56	20	49	10	38	7
22	EQUIP	29	12	47	8	24	41	36	11	25	5
23	LSPAC	29	12	50	10	29	37	36	11	25	7
24	ASPAC	18	18	31	30	38	31	23	27	15	19
25	ØSPAC	29	20	61	8	39	25	50	14	46	8
27	SEQIP	34	16	47	12	27	47	41	13	30	6
28	SEQNP	23	25	60	6	68	22	46	15	44	9
29	SEQPR	18	3	45	7	32	17	48	6	29	1
31	IHR+D	25	11	45	9	41	28	37	12	27	6
32	ØHR+D	24	16	44	8	16	37	31	14	15	7
33	IHRØ	19	18	46	26	0	100	34	31	33	21
34	ØHRØ	43	14	15	57	3	58	29	48	24	34
35	IHØ+M	10	23	19	36	0	29	19	39	12	28
36	ØHØ+M	51	13	19	33	0	86	28	26	20	18
37	MILCN	1	0	92	4	0	0	84	2	47	0
38	MILPA	21	5	33	13	63	36	34	9	22	4
39	IHØMA	8	0	40	14	0	0	46	10	30	0

1968 DATA

RANK-ORDER CORRELATIONS

INDEX	CODE	ARMY		NAVY		AIR FORCE		DOD	
		R	N	R	N	R	N	R	N
3	TAMIL	.148	23	.362	18	-.188	10	.362	51
4	TACIV	.300	23	.546	18	.055	10	.242	51
5	MILBS	.284	22	.348	18	-.636	10	.209	50
6	CIVBS	.250	23	.680	18	-.273	10	.263	51
7	MILMS	.239	22	.350	17	.118	10	.342	49
8	CIVMS	.397	23	.839	18	.394	10	.479	51
9	MILPH	.323	19	-.176	18	.585	10	.181	39
10	CIVPH	.487	23	.816	17	.770	10	.536	50
11	MILND	.488	9	.245	11	.000	1	.381	21
12	CIVND	.063	21	.230	18	-.171	9	.044	48
13	WGBRD	.143	23	.480	18	-.167	9	.150	50
14	CLASS	.299	23	.591	18	-.127	10	.243	51
15	TECHS	.314	23	.443	18	.333	10	.334	51
16	CIVSV	.301	23	.589	18	.215	10	.345	51
17	MILSV	.295	19	.085	16	-.018	10	.388	45
18	MILST	.000	0	.000	0	.000	0	.000	0
19	OWNED	.615	18	.600	17	.050	9	.473	44
20	LEASD	.500	5	.627	11	.200	4	.436	20
21	RPRØP	.414	21	.620	18	.200	10	.452	49
22	EQUIP	.525	22	.796	18	-.006	10	.638	50
23	LSPAC	.333	23	.682	18	-.115	10	.478	51
24	ASPAC	.071	23	.148	18	.127	10	-.006	51
25	ØSPAC	.035	21	.550	18	.418	10	.147	49
27	SEQIP	.403	22	.567	18	.250	9	.484	49
28	SEQNP	.100	19	.524	16	.371	6	.249	41
29	SEQPR	.563	21	.495	17	.300	9	.572	47
31	IHR+D	.354	23	.841	18	.321	10	.423	51
32	ØHR+D	.051	22	.416	18	-.442	10	.335	50
33	IHRØ	-.055	18	.273	18	.000	1	.092	37
34	ØHRØ	-.275	13	-.246	15	-.999	3	-.123	31
35	IHØ+M	-.053	19	-.156	18	-.400	4	-.123	41
36	ØHØ+M	.442	10	.082	15	-.500	3	.277	28
37	MILCN	-.200	4	.700	5	1.000	2	.609	11
38	MILPA	.614	18	.393	18	-.800	4	.544	40
39	IHØMA	.619	8	.422	17	.000	0	.450	25

PERCENT OF ELEMENT ACCOUNTED FOR BY

		ARMY		NAVY		USAF		DOD		DOD	
		HI	LO	HI	LO	HI	LO	HI	LO	HI	LO
		5	5	4	4	3	3	13	13	7	7
40	ØHØMA	0	0	31	22	0	81	35	15	19	0
41	HØUSE	25	21	42	15	30	33	36	17	27	12
42	IH6.1	42	9	67	2	84	2	62	5	53	3
43	IH6.2	33	10	42	13	19	42	34	12	20	6
44	IH6.3	19	11	43	6	35	43	36	9	27	5
45	IH6.4	13	9	45	3	0	62	35	10	27	4
46	IH6.5	7	22	38	24	12	0	20	30	16	22
47	IH6.6	23	12	38	3	10	12	33	8	25	6
48	IHMPE	27	7	48	19	27	6	36	15	26	4
49	ØH6.1	37	1	50	2	70	26	53	1	39	0
50	ØH6.2	26	24	33	14	14	41	38	9	9	6
51	ØH6.3	3	22	30	3	7	19	27	15	8	11
52	ØH6.4	10	17	50	4	0	84	16	30	13	9
53	ØH6.5	46	0	35	25	10	2	39	9	16	7
54	ØH6.6	22	8	51	6	0	39	28	16	26	7
55	ØHMPE	78	4	73	15	46	18	30	8	27	5
56	DEPRD	20	15	42	9	23	35	34	14	20	7
57	ØTHRD	65	6	69	8	7	39	32	6	26	5
58	NØNRD	48	2	94	2	70	0	74	2	73	0
59	DEPPR	37	16	20	47	3	58	29	44	24	30
60	ØTHPR	44	1	43	56	0	0	43	49	43	46
61	NØNPR	-	-	-	-	-	-	-	-	-	-
62	DEPØM	21	20	16	36	0	84	21	35	13	25
63	ØTHØM	0	0	100	0	0	0	76	1	76	0
64	DEPMS	15	2	35	16	29	17	45	10	23	1
65	ØTHMS	0	6	86	5	0	80	58	4	52	1
66	NØNMS	11	1	61	0	0	100	53	2	49	0
67	PATNT	35	16	48	16	29	18	36	16	29	10
68	PAPER	24	14	43	10	35	7	39	12	27	6
69	RPRTS	25	26	34	12	22	12	34	17	22	11
70	CIVGS	22	18	45	11	28	38	40	17	31	7
71	MILGS	24	5	34	11	24	31	32	14	13	1
72	CFITGS	39	19	36	6	25	27	39	13	18	7
73	MFTGS	0	0	0	0	34	26	36	24	0	0
74	MEETS	21	17	46	19	30	20	39	19	28	11

1968 DATA

RANK-ORDER CORRELATIONS

INDEX	CODE	ARMY		NAVY		AIR FORCE		DOD	
		R	N	R	N	R	N	R	N
40	ØHØMA	.400	4	.060	13	-.500	3	.132	20
41	HØUSE	.310	21	.614	18	-.267	9	.213	48
42	IH6.1	.553	21	.843	18	.821	7	.676	46
43	IH6.2	.350	22	.740	18	-.123	9	.423	49
44	IH6.3	.137	17	.745	17	-.200	4	.324	38
45	IH6.4	.042	17	.541	16	-.700	5	.173	38
46	IH6.5	.039	19	.269	18	-.500	3	-.008	40
47	IH6.6	.055	14	.505	13	-.500	3	.200	30
48	IHMPE	.316	20	.357	15	.500	5	.257	40
49	ØH6.1	.415	16	.393	14	.500	9	.540	39
50	ØH6.2	-.159	20	.282	18	.017	9	.358	47
51	ØH6.3	-.361	15	.568	15	-.262	8	.103	38
52	ØH6.4	-.239	16	.220	13	-.943	6	-.163	35
53	ØH6.5	.378	12	.079	16	.000	5	.343	33
54	ØH6.6	.515	10	.098	12	-.500	3	.191	25
55	ØHMPE	.431	18	.218	15	.200	5	.378	38
56	DEPRD	.152	23	.746	18	-.370	10	.425	51
57	ØTHRD	.421	19	.440	13	.107	7	.443	39
58	NØNRD	.269	13	-.086	6	.800	4	.312	23
59	DEPPR	-.100	16	-.156	18	-.999	3	-.063	37
60	ØTHPR	.700	5	-.999	3	.000	0	.357	8
61	NØNPR	.000	0	.000	0	.000	0	.000	0
62	DEPØM	.156	19	-.199	18	-.900	5	-.054	42
63	ØTHØM	1.000	4	.000	1	.000	0	1.000	5
64	DEPMS	.682	15	.492	18	-.429	6	.535	39
65	ØTHMS	.500	5	.050	9	-.999	2	.171	16
66	NØNMS	.464	7	.564	11	-.999	2	.543	20
67	PATNT	.214	20	.476	18	.118	10	.262	48
68	PAPER	.238	23	.311	17	.539	10	.357	50
69	RPRTS	.169	23	.212	18	.397	10	.166	51
70	CIVGS	.225	21	.408	18	-.227	10	.270	49
71	MILGS	.771	12	.615	12	-.252	10	.498	34
72	CFTGS	.314	19	.637	17	.238	8	.513	44
73	MFTGS	.000	1	.000	0	.250	4	.300	5
74	MEEYS	.116	23	.515	18	.127	10	.331	51

PERCENT OF ELEMENT ACCOUNTED FOR BY

		ARMY		NAVY		USAF		DOD		DOD	
		HI	LO	HI	LO	HI	LO	HI	LO	HI	LO
		5	5	4	4	3	3	13	13	7	7
75	MPRBF	20	11	24	12	20	23	22	13	10	5
76	CPRBF	26	14	39	12	29	32	35	15	24	8
77	TPRBF	25	14	38	12	26	31	33	15	22	8
78	TBACH	25	14	37	13	17	39	31	16	20	8
79	TMAST	26	11	39	12	36	19	38	12	26	5
80	TPHDS	29	7	59	4	50	7	44	7	35	3
81	TAPER	25	15	40	17	31	33	34	18	25	11
82	TSPAC	27	15	54	11	31	35	41	14	33	8
83	TR+DS	25	14	45	9	22	35	34	13	21	7
84	TPRBS	37	15	24	49	3	58	31	44	26	31
85	TR+MS	21	20	19	35	0	84	22	34	14	24
86	TPGMS	27	14	38	21	20	38	34	20	22	12
87	TIH\$	23	12	44	13	39	26	37	15	27	8
88	IHI-2	35	10	49	10	42	28	42	10	30	5
89	IHI-3	32	10	47	9	42	28	40	10	29	5
90	IHI-4	28	10	47	8	41	29	39	10	29	5
91	IHI-2	27	21	35	13	20	38	40	8	14	5
92	IHI-3	13	22	32	7	17	34	35	10	11	7
93	IHI-4	12	20	38	6	15	39	31	15	12	8
94	TDFPS	23	15	35	20	21	37	33	20	21	12
95	TDDSD	60	5	61	28	8	44	37	15	33	14
96	TNDSD	42	2	36	2	59	14	69	2	67	0
97	T6.1\$	40	7	66	2	56	14	59	4	49	2
98	T6.2\$	31	15	41	13	15	41	36	11	15	6
99	T6.3\$	8	19	38	5	8	19	30	13	15	9
100	T6.4\$	11	14	47	4	0	84	24	22	19	7
101	T6.5\$	15	18	37	24	10	2	26	24	16	17
102	T6.6\$	23	10	43	4	0	38	31	11	25	6
103	T61-2	23	13	47	10	26	35	41	9	23	5
104	T61-3	23	15	44	8	23	32	38	10	20	6
105	T61-4	20	15	44	7	22	36	35	12	20	6
106	TRH\$	29	15	29	33	14	41	30	25	18	15
107	ACRES	59	1	96	0	88	10	94	0	89	0
108	SEQAL	14	7	48	7	38	18	48	8	33	3
109	TRTND	18	27	21	20	19	37	26	27	12	20

1968 DATA

RANK-ORDER CORRELATIONS

INDEX	CODE	ARMY		NAVY		AIR FORCE		DOD	
		R	N	R	N	R	N	R	N
75	MPRØF	.307	23	.350	18	-.139	10	.306	51
76	CPRØF	.292	23	.818	18	-.055	10	.379	51
77	TPRØF	.291	23	.808	18	-.200	10	.426	51
78	TBACH	.214	23	.703	18	-.507	10	.297	51
79	TMAST	.367	23	.858	18	.236	10	.571	51
80	TPHDS	.495	23	.831	17	.785	10	.563	50
81	TAPER	.311	23	.581	18	-.030	10	.276	51
82	TSPAC	.220	23	.711	18	.018	10	.335	51
83	TR+D\$.175	23	.761	18	-.285	10	.450	51
84	TPRØ\$	-.121	18	-.009	18	-.999	3	.005	39
85	TØ+M\$.156	19	-.117	18	-.900	5	-.017	42
86	TPGM\$.161	23	.395	18	-.176	10	.294	51
87	TIH\$.298	23	.620	18	.393	10	.322	51
88	IHI-2	.461	22	.802	18	.321	10	.585	50
89	IHI-3	.424	23	.829	18	.321	10	.555	51
90	IHI-4	.362	23	.827	18	.321	10	.495	51
91	ØHI-2	.232	20	.271	18	.030	10	.410	48
92	ØHI-3	-.080	21	.261	18	-.200	10	.297	49
93	ØHI-4	-.149	21	.294	18	-.503	10	.237	49
94	TØEP\$.158	23	.360	18	-.176	10	.277	51
95	TØDØD	.346	21	.359	16	.000	8	.351	45
96	TNDØD	.457	16	.445	13	.714	6	.489	35
97	T6.1\$.569	21	.847	18	.600	9	.674	48
98	T6.2\$.272	22	.761	18	.017	9	.554	49
99	T6.3\$	-.243	17	.615	17	-.381	8	.183	42
100	T6.4\$	-.115	17	.485	16	-.943	6	.001	39
101	T6.5\$.256	19	.143	18	-.314	6	.100	43
102	T6.6\$.046	14	.159	13	-.500	3	.142	30
103	T61-2	.401	22	.808	18	-.055	10	.625	50
104	T61-3	.263	23	.796	18	-.152	10	.562	51
105	T61-4	.202	23	.798	18	-.394	10	.483	51
106	TØH\$.101	22	-.001	18	-.418	10	.178	50
107	ACRES	.638	20	.585	18	.042	10	.479	48
108	SEQAS	.481	22	.738	18	.433	9	.583	49
109	TØTND	.096	21	.230	18	.158	9	.053	48

APPENDIX M

**Analysis of Variance, Multiple Correlation, and
Residual Mean Squares from
Dahlgren Multiple Regression and
Comprehensive Analysis Program**

TABLE 1

Configuration

51 DOD Non-Medical Labs
 45 Lab Variables
 0 Block Variables

Analysis of Variance

Source	DF	Sum of Squares	Mean Square
Regression	45	127.5200	2.8338
Residual	6118	432.2000	0.0706
LOF	5	.9000	0.1800
Pure Error	<u>6113</u>	<u>431.3000</u>	0.0706
Total	6163	559.7200	

Coefficient of multiple determination = .2278
 Coefficient of multiple correlation = .4773
 Standard error of estimate = s.e. = .2657

TABLE 1A

Sequential Statistics

Lab Variable	R	Cumulative Sum of Square	Residual Mean Square
CIVPH	.3051	51.45	.0825
NONMS	.3500	68.55	.0798
IHO&M	.3706	76.88	.0784
OH6.5	.3852	83.04	.0775
CFTGS	.3925	86.24	.0769
IH6.3	.4007	89.88	.0764
OTHRD	.4100	94.09	.0757
IH6.1	.4189	98.21	.0750
SEQPR	.4227	100.00	.0748
RPROP	.4311	104.04	.0741
PAPER	.4348	105.82	.0738
OH6.1	.4383	107.54	.0736
SEQIP	.4445	110.59	.0731
LSPAC	.4483	112.47	.0728
IHMPE	.4528	114.77	.0724
OHMPE	.4556	116.16	.0722
HOUSE	.4601	118.49	.0718
OWNED	.4627	119.83	.0716
LEASD	.4649	120.95	.0715
CIVGS	.4656	121.34	.0714
OTHOM	.4666	121.85	.0713
MEETS	.4675	122.35	.0713
C VBS	.4685	122.76	.0712
CLASS	.4693	123.27	.0711
OHOMA	.4700	123.62	.0711
EQUIP	.4713	124.30	.0710
CIVMS	.4717	124.54	.0710
IHR&D	.4720	124.71	.0710
IH6.4	.4723	124.85	.0709
CIVSV	.4728	125.10	.0709
OHR&D	.4730	125.24	.0709
MILCN	.4733	125.36	.0709
MILST	.4735	125.52	.0709
DEPRD	.4737	125.58	.0709
MFTGS	.4739	125.71	.0709
OTHPR	.4740	125.75	.0709
MILPA	.4741	125.78	.0709
TACIV	.4743	125.89	.0709
WGBRD	.4747	126.12	.0709
MILND	.4752	126.40	.0708
III6.2	.4755	126.55	.0708
TECHS	.4761	126.87	.0708
TAMIL	.4765	127.07	.0707
OH6.1	.4771	127.42	.0707
PATNT	.4773	127.52	.0707

TABLE 2

Configuration

51 DOD Non-Medical Labs
41 Lab Variables
7 Blocking Variables
Blocking Scheme 1

Analysis of Variance

Source	DF	Sum of Squares	Mean Square
Blocking	7	0.0505	0.0072
Regression	41	127.4299	3.1080
Residual	6115	432.2396	0.0707
LOF	351	43.1138	0.1228
Pure Error	<u>5764</u>	<u>389.1258</u>	0.1228
Total	6163	559.7200	

Coefficient of multiple determination = .2278

Coefficient of multiple correlation = .4772

Standard error of estimate = s.e. = .2657

TABLE 2A

Sequential Statistics

Lab Variable	R	Cumulative Sum of Squares	Residual Mean Square
CIVPH	.3934	51.51	.0826
NONMS	.3504	68.72	.0798
IHO&M	.3710	77.06	.0784
OH6.5	.3858	83.30	.0774
CFTGS	.3931	86.51	.0769
IH6.3	.4015	90.25	.0763
OTHRD	.4109	94.49	.0757
IH6.1	.4199	98.67	.0750
SEQPR	.4238	100.51	.0747
RPROP	.4321	104.52	.0741
PAPER	.4357	106.27	.0738
LSPAC	.4385	107.63	.0736
IHMPE	.4435	110.10	.0732
SEQIP	.4477	112.20	.0729
DEPRD	.4527	114.68	.0725
MILCN	.4550	115.88	.0723
OHMPE	.4578	117.32	.0721
HOUSE	.4600	118.45	.0719
IH6.4	.4618	119.39	.0718
TAMIL	.4629	119.64	.0716
MILPA	.4656	121.32	.0715
OTHRP	.4664	121.77	.0714
TACIV	.4675	122.32	.0713
CIVBS	.4688	123.02	.0712
OHR&D	.4698	123.55	.0711
WGBRD	.4705	123.93	.0711
OHOMA	.4709	124.10	.0711
LEASD	.4713	124.33	.0711
PATNT	.4717	124.54	.0710
EQUIP	.4720	124.68	.0710
OTHOM	.4723	124.84	.0710
CIVSV	.4728	125.11	.0710
MFTGS	.4730	125.21	.0710
MEETS	.4731	125.27	.0710
CLASS	.4734	125.45	.0710
MILND	.4740	125.75	.0709
MILST	.4743	125.91	.0709
IHG.2	.4758	126.70	.0708
CIVMS	.4762	126.92	.0708
TECHS	.4772	127.46	.0707
IHR&D	.4772	127.48	.0707

TABLE 3

Configuration

- 51 DOD Non-Medical Labs
- 42 Lab Variables
- 6 Blocking Variables
- Blocking Scheme II

Analysis of Variance

Source	DF	Sum of Squares	Mean Squares
Blocking	6	0.0193	0.0032
Regression	42	126.4856	3.0116
Residual	6115	433.2151	0.0708
LOF	300	29.3351	0.0978
Pure Error	<u>5815</u>	<u>403.8800</u>	<u>0.0694</u>
Total	6163	559.7200	

Coefficient of multiple determination = .2260
 Coefficient of multiple correlation = .4754
 Standard error of estimate = s.e. = .2634

TABLE 3A

Sequential Statistics

Lab Variable	R	Cumulative Sum of Squares	Residual Mean Square
CIVPH	.3034	51.51	.0826
NONMS	.3498	68.50	.0798
IHO&M	.3709	76.99	.0784
OH6.5	.3855	83.17	.0775
CFTGS	.3929	86.40	.0769
IH6.3	.4011	90.05	.0764
OTHRD	.4104	94.28	.0757
IH6.1	.4193	98.40	.0750
SEQPR	.4231	100.20	.0747
RPROP	.4315	104.23	.0741
PAPER	.4352	106.01	.0738
LSPAC	.4379	107.33	.0736
IHMPE	.4426	109.63	.0733
SEQIP	.4469	111.79	.0729
DEPRD	.4511	113.91	.0726
MILCN	.4535	115.13	.0724
OHMPE	.4563	116.56	.0722
HOUSE	.4586	117.71	.0720
IH6.4	.4602	118.56	.0719
TAMIL	.4615	119.23	.0718
MILPA	.4641	120.58	.0716
OTHRP	.4649	121.00	.0715
TACIV	.4660	121.57	.0714
CIVBS	.4673	122.23	.0713
OHR&D	.4682	122.70	.0713
WGBRD	.4688	123.03	.0712
LEASD	.4692	123.20	.0712
OHOMA	.4696	123.41	.0712
PATNT	.4700	123.63	.0712
EQUIP	.4703	123.77	.0712
MEETS	.4706	123.94	.0711
CIVSV	.4711	124.23	.0711
MFTGS	.4712	124.27	.0711
CLASS	.4716	124.48	.0711
MILND	.4721	124.75	.0711
IH6.2	.4724	124.90	.0710
MILST	.4741	125.79	.0709
CIVMS	.4745	126.00	.0709
TECHS	.4750	126.28	.0709
OTHOM	.4754	126.48	.0708
IHR&D	.4754	126.50	.0708
OWNED	.4754	126.50	.0708

TABLE 4

Configuration

- 23 Army Non-Medical Labs
- 22 Lab Variables
- 6 Blocking Variables
- Blocking Scheme II

Analysis of Variance

Source	DF	Sum of Squares	Mean Squares
Blocking	6	0.7620	0.1270
Regression	22	44.0250	2.0011
Residual	<u>2519</u>	<u>181.5436</u>	0.0721
Total	2547	226.3306	

Coefficient of multiple determination = .1979

Coefficient of multiple correlation = .4448

Standard error of estimate = s.e. = .2685

TABLE 4A

Sequential Statistics

Lab Variable	R	Cumulative Sum of Squares	Residual Mean Square
LEASD	.3048	21.02	.0808
CIVPH	.3602	29.37	.0776
TAMIL	.3848	33.51	.0760
OWNFD	.3986	35.96	.0750
IHO&M	.4071	37.51	.0745
RPROP	.4134	38.68	.0740
PATNT	.4162	39.20	.0739
SEQPR	.4220	40.31	.0734
OHMPE	.4263	41.13	.0731
NONMS	.4288	41.62	.0730
IH6.1	.4305	41.95	.0729
OTHPR	.4339	42.62	.0726
MFTGS	.4368	43.19	.0725
CFTGS	.4399	43.81	.0722
NONRD	.4405	43.91	.0722
WGBRD	.4420	44.22	.0721
PAPER	.4430	44.41	.0721
OTHRD	.4440	44.62	.0720
IH6.4	.4443	44.68	.0720
MEETS	.4448	44.78	.0720
EQUIP	.4448	44.79	.0720
OTHOM	.4448	44.79	.0721

TABLE 5

Configuration

- 22 Army Non-Medical Labs
- 21 Lab Variables
- 6 Blocking Variables
- Blocking Scheme III

Analysis of Variance

Source	DF	Sum of Squares	Mean Square
Blocking	6	3.2154	0.5359
Regression	21	46.0218	2.1915
Residual	<u>2485</u>	<u>173.6031</u>	<u>0.0699</u>
Total	2512	222.8403	

Coefficient of multiple determination = .2210
 Coefficient of multiple correlation = .4701
 Standard error of estimate = s.e. = .2644

TABLE 5A

Sequential Statistics

Lab Variable	R	Cumulative Sum of Squares	Residual Mean Square
LEASD	.3278	23.94	.0794
CIVPH	.3875	33.46	.0756
OWNED	.4118	37.79	.0739
TACIV	.4298	41.17	.0726
IH6.1	.4417	43.47	.0717
CIVBS	.4488	44.88	.0712
SEQPR	.4517	45.47	.0710
CIVMS	.4551	46.16	.0707
PAPER	.4565	46.43	.0706
MEETS	.4584	46.83	.0705
TAMIL	.4619	47.55	.0703
MILPA	.4643	48.03	.0701
OTHRP	.4664	48.48	.0699
IH6.3	.4676	48.72	.0699
LSPAC	.4693	49.08	.0698
IHMPE	.4697	49.17	.0697
SEQIP	.4699	49.20	.0698
OTHRD	.4700	49.23	.0698
OHOMA	.4701	49.24	.0698
IHR&D	.4701	49.24	.0698
MFTGS	.4701	49.24	.0699

TABLE 6

Configuration

17 Navy Non-Medical Labs
16 Lab Variables
6 Blocking Variables
Blocking Scheme II

Analysis of Variance

Source	DF	Sum of Squares	Mean Square
Blocking	6	0.8529	0.1421
Regression	16	62.3893	3.8993
Residual	<u>2218</u>	<u>141.9215</u>	0.0640
Total	2240	205.1637	

Coefficient of multiple determination = .3083

Coefficient of multiple correlation = .5552

Standard error of estimate = s.e. = .2530

TABLE 6A

Sequential Statistics

Lab Variable	R	Cumulative Sum of Squares	Residual Mean Square
CIVMS	.5170	54.84	.0673
IH6.3	.5320	58.06	.0659
MILPA	.5393	59.67	.0652
IHO&M	.5410	60.04	.0651
CIVPH	.5424	60.35	.0650
NONRD	.5462	61.21	.0646
OTHRD	.5478	61.56	.0645
WGBRD	.5498	62.01	.0643
PAPER	.5527	62.66	.0641
TECHS	.5539	62.94	.0640
TACIV	.5544	63.07	.0639
NONMS	.5549	63.18	.0639
HOUSE	.5552	63.23	.0639
MILST	.5552	63.24	.0639
IH6.1	.5552	63.24	.0640
OTHOM	.5552	63.24	.0640

TABLE 7

Configuration

17 Navy Non-Medical Labs
16 Lab Variables
6 Blocking Variables
 Blocking Scheme III

Analysis of Variance

Source	DF	Sum of Squares	Mean Square
Blocking	6	0.9228	0.1538
Regression	16	63.7071	3.9817
Residual	<u>2218</u>	<u>140.5338</u>	0.0634
Total	2240	205.1637	

Coefficient of multiple determination = .3150

Coefficient of multiple correlation = .5613

Standard error of estimate = s.e. = .2518

TABLE 7A

Sequential Statistics

Lab Variable	R	Cumulative Sum of Squares	Residual Mean Square
CIVMS	.5237	56.26	.0667
IHC3	.5388	59.56	.0652
MILPA	.5455	61.05	.0646
CIVPH	.5471	61.40	.0645
NONRD	.5523	62.58	.0640
PAPER	.5538	62.91	.0638
CIVBS	.5561	63.45	.0636
OTHRD	.5583	63.95	.0634
TAMIL	.5595	64.22	.0633
CFTGS	.5601	64.36	.0633
OHMPE	.5605	64.46	.0633
MILND	.5607	64.50	.0633
TECHS	.5611	64.60	.0633
SEQPR	.5612	64.63	.0633
IHO&M	.5613	64.63	.0633
OTHOM	.5613	64.63	.0634

TABLE 8

Configuration

11 Air Force Non-Medical Labs
10 Lab Variables
6 Blocking Variables
 Blocking Scheme II

Analysis of Variances

Source	DF	Sum of Squares	Mean Square
Blocking	6	1.9360	0.3227
Regression	10	10.1406	1.0141
Residual	<u>1358</u>	<u>103.8039</u>	0.0764
Total	1374	115.8805	

Coefficient of multiple determination = .1042
Coefficient of multiple correlation = .3228
Standard error of estimate = s.e. = .2764

TABLE 8A**Sequential Statistics**

Lab Variable	R	Cumulative Sum of Squares	Residual Mean Square
PAPER	.2275	6.00	.0804
CFTGS	.2801	9.09	.0782
MEETS	.3008	10.49	.0772
MILND	.3130	11.35	.0766
PATNT	.3190	11.79	.0764
WGBRD	.3214	11.97	.0763
NONMS	.3226	12.06	.0763
OHR&D	.3228	12.07	.0763
MILCN	.3228	12.08	.0764
MFTGS	.3228	12.08	.0764

TABLE 9

Configuration

10 Air Force Non-Medical Labs
9 Lab Variables
6 Blocking Variables
Blocking Scheme III

Analysis of Variance

Source	DF	Sum of Squares	Mean Square
Blocking	6	6.1049	1.0175
Regression	9	6.5676	0.7297
Residual	<u>1307</u>	<u>96.2656</u>	0.0737
Total	1322	108.9381	

Coefficient of multiple determination = .1163
Coefficient of multiple correlation = .3411
Standard error of estimate = s.e. = .2715

TABLE 9A

Sequential Statistics

Lab Variable	K	Cumulative Sum of Squares	Residual Mean Square
PAPER	.2922	9.30	.0758
CFTGS	.3901	10.41	.0750
MEETS	.3226	11.34	.0743
IH6.3	.3321	12.01	.0739
LEASD	.3395	12.56	.0735
DEPRD	.3404	12.63	.0735
IHO&M	.3409	12.66	.0735
MFTGS	.3411	12.67	.0736
NONMS	.3411	12.67	.0737

APPENDIX N

Stepwise Regression Tables

REGRESSION CONFIGURATIONS

SET A	SET B	SET C
MILBS	MPRØF	CIVMS/TPRØF
CIVBS	CPRØF	CIVPH/TPRØF
MILMS	TPRØF	IHR+D/TPRØF
CIVMS	TBACH	PAPER/TPRØF
MILPH	TMAST	PATNT/TPRØF
CIVPH	TPHDS	T6.1\$/TPRØF
MILND	TAPER	SEQAS/TPRØF
CIVND	TSPAC	TØ+M\$/TPRØF
SEQNP	TR+D\$	TNDØD/TPRØF
SEQPR	TPRØ\$	MEETS/TPRØF
IHR+D	TØ+M\$	T6.1\$/TR+D\$
ØHR+D	TPGM\$	SEQAS/TR+D\$
IHPRØ	TIH\$	CIVND/TR+D\$
ØHPRØ	IH1-2	TØ+M\$/TR+D\$
IHØ+M	IH1-3	MEETS/TR+D\$
ØHØ+M	IH1-4	ØHØ+M/TR+D\$
MILCV	ØH1-2	PAPER/TR+D\$
IH6.1	ØH1-3	TIH\$/CIVSV
IH6.2	ØH1-4	PATNT/CIVBS
IH6.3	TDEP\$	NØNRD/RPTS
IH6.4	TØDØD	T6.1\$/DEPRD
IH6.5	TNDØD	T6.4\$/DEPRD
IH6.6	T6.1\$	
IHMPE	T6.2\$	
ØH6.1	T6.3\$	
ØH6.2	T6.4\$	
ØH6.3	T6.5\$	
ØH6.4	T6.6\$	
ØH6.5	T61-2	
ØH6.6	T61-3	
ØHMPE	T61-4	
PATNT	TØH\$	
PAPER	ACRES	
RPTS	SEQAS	
CIVGS	TØTND	
MILGS		
CFTGS		
MEETS		

ARMY - TYPE A

HIGH FIVE - EACH STEP

FIRST TEN STEPS

STEP 1 R F

IH6.1 .54 8.7

STEP 2 R F

CIVND -.59 10.7
 MEETS -.53 7.8
 ØH6.3 -.46 5.4
 ØH6.4 -.44 4.8
 IH6.5 -.44 4.8

STEP 3 R F

ØHØ+M .41 3.8
 ØHPRØ .39 3.5
 ØHMPE .35 2.7
 MILND .28 1.6
 PATNT .24 1.1

STEP 4 R F

MILND .51 6.2
 IH6.3 .48 5.4
 ØHMPE .43 4.0
 CIVGS .41 3.6
 ØHR+D .40 3.4

STEP 5 R F

SEQPR .31 1.8
 IHPRØ -.29 1.6
 SEQNP -.29 1.5
 ØH6.5 -.27 1.3
 MILGS .25 1.1

STEP 6 R F

IHPRØ -.51 5.7
 ØH6.6 -.30 1.7
 SEQNP -.28 1.4
 CIVBS -.26 1.1
 IH6.4 -.25 1.1

STEP 7 R F

MILCN .39 2.7
 ØH6.5 -.33 1.9
 MILMS -.28 1.3
 CIVGS .26 1.1
 ØH6.1 -.25 1.0

STEP 8 R F

ØH6.5 -.38 2.4
 MILMS -.37 2.3
 MILBS -.37 2.2
 MEETS -.37 2.2
 ØH6.1 -.32 1.6

STEP 9 R F

SEQNP -.41 2.6
 MILPH -.39 2.4
 MILMS -.38 2.2
 IH6.3 .36 1.9
 MILBS -.35 1.8

STEP 10 R F

ØHMPE .57 5.8
 CFTGS .51 4.1
 CIVGS .35 1.7
 RPRTS .27 1.0

NAVY - TYPE A

HIGH FIVE - EACH STEP

FIRST TEN STEPS

STEP 1 R F

CIVMS .89 58.1

STEP 2 R F

IH6.3 .58 13.1
 SEQPR .47 4.4
 ØH6.6 .43 3.3
 CFTGS .41 3.0
 SEQNP .41 3.0

STEP 3 R F

ØH6.2 -.46 3.8
 ØH6.3 -.40 2.7
 ØH6.4 -.38 2.4
 ØHR+D -.38 2.3
 CIVPH .37 2.2

STEP 4 R F

ØHMPE .39 2.4
 CFTGS .38 2.2
 CIVGS .35 1.9
 RPRTS -.32 1.5
 PATNT -.32 1.4

STEP 5 R F

IH6.6 .49 3.8
 CFTGS .43 2.8
 PAPER -.39 2.1
 ØHPRØ -.29 1.1
 IH6.4 .28 1.0

STEP 6 R F

IHØ+M -.62 6.9
 IHPRØ -.50 3.6
 ØHPRØ -.49 3.5
 PAPER -.37 1.7
 CIVBS -.36 1.7

STEP 7* R F

PAPER -.52 3.8
 MILCN -.44 2.4
 MEETS -.43 2.2
 ØH6.3 -.38 1.7
 IH6.1 -.38 1.6

STEP 8 R F

ØH6.3 -.42 2.3
 PAPER -.41 2.2
 IH6.5 -.39 2.0
 MILCN -.37 1.8
 ØHPRØ -.35 1.5

STEP 9 R F

PAPER -.48 3.0
 MEETS -.39 1.8
 IH6.5 -.37 1.6
 RPRTS -.31 1.1
 ØHPRØ -.30 1.0

STEP 10 R F

SEQPR .34 1.2
 IH6.5 -.33 1.1

* CIVMS WAS REJECTED AT THIS STEP

AIR FORCE - TYPE A

HIGH FIVE - EACH STEP

FIRST TEN STEPS

STEP 1 R F

ØH6.4 -.83 17.3

STEP 2 R F

IH6.2 -.69 6.5
 CIVPH .68 6.2
 IH6.1 .65 5.2
 ØHØ+M -.63 4.6
 IHPRØ -.61 4.2

STEP 3 R F

CIVPH .57 3.0
 IHR+D .56 2.8
 IH6.1 .54 2.4
 IH6.3 .49 1.9
 SLQNP .48 1.8

STEP 4 R F

CIVGS -.63 3.3
 ØHMPE -.59 2.7
 CIVBS -.53 2.0
 IHMPE .48 1.5
 ØHØ+M -.46 1.3

STEP 5* R F

IH6.3 .91 20.0
 IHMPE .83 9.1
 CIVMS .79 6.6
 CFTGS .73 4.6
 MILCN .71 4.0

STEP 6 R F

IH6.3 .91 24.5
 IHMPE .85 12.8
 CIVMS .81 9.5
 MILCN .74 5.9
 CFTGS .71 5.2

STEP 7 R F

CFTGS .73 4.6
 ØHR+D -.73 4.6
 IH6.4 -.73 4.5
 SEQPR -.62 2.4
 ØH6.1 -.54 1.6

STEP 8 R F

MILGS .93 16.7
 MILMS .87 9.2
 IH6.1 .86 8.4
 MILPH .85 6.1
 MILBS .85 7.5

STEP 9 R F

MEETS -.99 99+
 IH6.4 -.97 30.2
 IH6.1 .96 21.1
 ØH6.3 -.95 19.1
 PATNT -.90 8.1

STEP 10 R F

MILCN -.99 99+
 ØHMPE -.99 79.0
 IHØ+M .99 52.7
 ØHR+D .98 31.2
 MILMS -.98 28.9

* IH6.2 WAS REJECTED AT THIS STEP

ARMY - BASIC SET

STEP NO.	NO. USED	VARI- ABLE NAME	MULTIPLE		CHANGE IN RSQ	F VALUE
			R	RSQ		
1	1	IH6.1	.5411	.2928	.2928	8.7
2	2	-CIVND	.7343	.5392	.2464	10.7
3	3	ØHØ+M	.7852	.6165	.0773	3.8
4	4	MILND	.8456	.7150	.0985	6.2
5	5	SEQPR	.8617	.7425	.0275	1.8
6	6	-IHPRØ	.9003	.8105	.0680	5.7
7	7	MILCN	.9162	.8394	.0289	2.7
8	8	-ØH6.5	.9290	.8630	.0237	2.4
9	9	-SEQNP	.9413	.8861	.0230	2.6
10	10	ØHMPE	.9609	.9277	.0372	5.8
11	11	IH6.5	.9698	.9405	.0172	3.2
12	10	*MILND*	.9688	.9386	-.0019	0.3
13	11	-ØH6.2	.9806	.9616	.0229	6.5
14	12	ØH6.3	.9878	.9758	.0142	5.8
15	13	-IHMPE	.9931	.9863	.0106	6.9
16	14	PATNT	.9961	.9921	.0058	5.9
17	15	-MILND	.9970	.9941	.0020	2.3
18	16	IH6.3	.9979	.9958	.0017	2.5
19	15	*ØH6.3*	.9979	.9958	-.0000	0.0

ARMY - EXPANDED SET

STEP NO.	NO. USED	VARI- ABLE NAME	MULTIPLE		CHANGE IN RSQ	F VALUE
			R	RSQ		
1	1	T6.1\$.4635	.2149	.2149	5.7
2	2	-TØTND	.5937	.4674	.2526	9.5
3	3	TØDØD	.7802	.6088	.1413	6.9
4	4	TØRØ\$.8278	.6852	.0765	4.4
5	5	TSPAC	.8537	.7288	.0436	2.7
6	6	-TBACH	.8813	.7766	.0478	3.4
7	7	SEQAS	.9004	.8107	.0341	2.7
8	8	TNDØD	.9152	.8375	.0268	2.3
9	9	T6.5\$.9323	.8692	.0316	3.1
10	10	-ØH1-2	.9427	.8887	.0196	2.1
11	11	-MØRØF	.9541	.9103	.0215	2.6
12	12	ACRES	.9597	.9211	.0108	1.4
13	11	*TØDØD*	.9597	.9210	-.0001	0.0

ARMY - BASIC SET, LOGARITHMS

STEP NØ.	NØ. USED	VARI- ABLE NAME	MULTIPLE		CHANGE IN RSQ	F VALUE
			R	RSQ		
1	1	IH6.1	.5849	.3421	.3421	10.9
2	2	-MEETS	.6877	.4729	.1308	5.0
3	3	ØHMPE	.7667	.5878	.1149	5.3
4	4	ØH6.5	.8328	.6935	.1057	6.2
5	5	-CFTGS	.8542	.7296	.0362	2.3
6	6	-ØH6.3	.8846	.7825	.0528	3.9
7	7	ØHR+D	.9272	.8596	.0771	8.2
8	8	MILND	.9383	.8804	.0208	2.4
9	9	IH6.2	.9503	.9030	.0226	3.0
10	8	*IH6.1*	.9485	.8997	-.0033	0.4
11	9	-MILBS	.9728	.9463	.0466	11.3
12	10	RPRTS	.9789	.9583	.0121	3.5
13	11	ØH6.2	.9840	.9683	.0100	3.5
14	10	*ØHR+D*	.9840	.9683	-.0000	0.0
15	11	CIVMS	.9878	.9757	.0074	3.3
16	10	*IH6.2*	.9874	.9750	-.0006	0.3
17	11	-IH6.1	.9888	.9778	.0027	1.4
18	12	-ØHR+D	.9924	.9849	.0071	4.7
19	13	PATNT	.9963	.9927	.0077	9.5
20	14	TPRØ	.9974	.9949	.0022	3.5

ARMY - NORMALIZED VARIABLES

STEP NØ.	NØ. USED	VARIABLE NAME	MULTIPLE		CHANGE IN RSQ	F VALUE
			R	RSQ		
1	1	CIVMS/TPRØF	.5405	.2922	.2922	8.7
2	2	SEQAS/TPRØF	.6930	.4803	.1881	7.2
3	3	TNDØD/TPRØF	.7502	.5628	.0825	3.6
4	4	-PAPER/TR+D\$.8255	.6814	.1186	6.7
5	5	ØHØ+M/TR+D\$.8494	.7215	.0402	2.5
6	6	-TØ+M\$/TPRØF	.8956	.8022	.0806	6.5
7	7	CIVPH/TPRØF	.9328	.8702	.0680	7.9
8	8	-CIVND/TR+D\$.9492	.9010	.0308	4.4
9	9	T6.1\$/DEPRD	.9568	.9154	.0144	2.2
10	10	-T6.1\$/TR+D\$.9699	.9406	.0252	5.1
11	11	-SEQAS/TR+D\$.9772	.9548	.0142	3.5

NAVY - BASIC SET

STEP NØ.	NØ. USED	VARI- ABLE NAME	MULTIPLE		CHANGE IN RSQ	F VALUE
			R	RSQ		
1	1	CIVMS	.8856	.7842	.7842	58.2
2	2	IH6.3	.9407	.8849	.1007	13.1
3	3	-ØH6.2	.9537	.9096	.0247	3.8
4	4	ØHKPE	.9610	.9235	.0139	2.4
5	5	IH6.6	.9705	.9418	.0183	3.8
6	5	-IHØ+M	.9820	.9643	.0225	6.9
7	5	*CIVMS*	.9812	.9628	-.0015	0.5
8	6	-ØH6.3	.9845	.9693	.0055	2.3
9	7	-PAPER	.9881	.9764	.0071	3.0
10	8	SEQPR	.9895	.9791	.0027	1.2
11	9	-IH6.5	.9914	.9829	.0038	1.8
12	10	-CIVGS	.9936	.9872	.0043	2.3
13	9	*SEQPR*	.9925	.9851	-.0021	1.1
14	10	-RPRTS	.9944	.9889	.0038	2.4

NAVY - EXPANDED SET

STEP NØ.	NØ. USED	VARI- ABLE NAME	MULTIPLE		CHANGE IN RSQ	F VALUE
			R	RSQ		
1	1	TMAST	.8809	.7760	.7760	55.4
2	2	SEQAS	.9220	.8501	.0741	7.4

NAVY - BASIC SET, LOGARITHMS

STEP NØ.	NØ. USED	VARI- ABLE NAME	MULTIPLE		CHANGE IN RSQ	F VALUE
			R	RSQ		
1	1	IH6.1	.8511	.7243	.7243	42.0
2	2	MILGS	.8874	.7874	.0631	4.5
3	3	PATNT	.9137	.8348	.0474	4.0
4	4	-CIVGS	.9352	.8746	.0398	4.1
5	5	CFTGS	.9511	.9047	.0301	3.8
6	6	-CIVBS	.9631	.9276	.0229	3.5
7	7	IHR+D	.9813	.9630	.0354	9.6
8	8	-SEQPR	.9905	.9810	.0181	8.6
9	9	ØHMPE	.9957	.9915	.0104	9.8
10	10	IH6.5	.9975	.9949	.0035	4.8
11	11	-MEETS	.9996	.9993	.0043	36.1
12	12	-IH6.2	.9999	.9997	.0004	8.2
13	13	ØH6.1	.9999	.9999	.0001	3.8
14	14	IHRØ	1.0000	.9999	.0001	3.6
15	15	IH6.3	1.0000	1.0000	.0001	0.0
16	16	-CIVMS	1.0000	1.0000	.0000	0.0

NAVY - NORMALIZED VARIABLES

STEP NØ.	NØ. USED	VARIABLE NAME	MULTIPLE		CHANGE IN RSQ	F VALUE
			R	RSQ		
1	1	IHR+D/TPRØF	.7636	.5831	.5831	22.4
2	2	-CIVND/TR+D\$.8416	.7082	.1252	6.4
3	3	SEQAS/TPRØF	.8578	.7359	.0276	1.5
4	4	-PAPER/TR+D\$.8714	.7594	.0235	1.3
5	5	CIVPH/TPRØF	.8948	.8007	.0414	2.5
6	6	PATNT/TPRØF	.9109	.8297	.0289	1.9
7	7	I6.1\$/TR+D\$.9217	.8496	.0199	1.3
8	6	*CIVPH/TPRØF*	.9198	.8461	-.0035	.2
9	5	*IHR+D/TPRØF*	.9125	.8326	-.0135	1.0

AIR FORCE - BASIC SET

STEP NØ.	NØ. USED	VARI- ABLE NAME	MULTIPLE		CHANGE IN RSQ	F VALUE
			R	RSQ		
1	1	-ØH6.4	.6272	.6843	.6843	17.3
2	2	-IH6.2	.9146	.8365	.1522	6.5
3	3	CIVPH	.9437	.8905	.0540	3.0
4	4	-CIVGS	.9666	.9343	.0438	3.3
5	3	*IH6.2*	.9633	.9279	-.0065	0.5
6	4	IH6.3	.9939	.9878	.0599	24.5
7	5	CFTGS	.9972	.9943	.0066	4.6
8	6	MILGS	.9996	.9992	.0049	18.7
9	7	-MEETS	1.0000	1.0000	.0008	0.0
10	8	-MILCN	1.0000	1.0000	.0000	0.0

AIR FORCE - EXPANDED SET

STEP NØ.	NØ. USED	VARI- ABLE NAME	MULTIPLE		CHANGE IN RSQ	F VALUE
			R	RSQ		
1	1	-T6.4\$.8266	.6833	.6833	17.3
2	2	TPHDS	.9245	.8547	.1715	8.3
3	3	-TØ+M\$.9627	.9265	.0717	5.9
4	4	SEQAS	.9798	.9600	.0336	4.2
5	5	ACRES	.9899	.9800	.0199	4.0
6	6	-TSPAC	.9989	.9977	.0178	23.6
7	7	T6.2\$	1.0000	1.0000	.0022	0.0
8	8	ØH1-4	1.0000	1.0000	.0000	0.0

AIR FORCE - BASIC SET, LOGARITHMS

STEP NØ.	NØ. USED	VARI- ABLE NAME	MULTIPLE		CHANGE IN RSQ	F VALUE
			R	RSQ		
1	1	-ØH6.4	.7230	.5228	.5228	8.8
2	2	SEQPR	.8992	.8036	.2858	10.4
3	3	-IHPRØ	.9334	.8713	.0627	2.9
4	4	-IH6.4	.9570	.9158	.0445	2.6
5	3	*ØH6.4*	.9570	.9158	.0000	0.0
6	4	--PAPER	.9719	.9446	.0288	2.6
7	5	MEETS	.9877	.9755	.0309	5.0
8	6	MILCN	.9979	.9958	.0202	14.4
9	7	-MILMS	1.0000	1.0000	.0042	0.0
10	8	IH6.5	1.0000	1.0000	.0000	0.0

AIR FORCE - NORMALIZED VARIABLES

STEP NØ.	NØ. USED	VARIABLE NAME	MULTIPLE		CHANGE IN RSQ	F VALUE
			R	RSQ		
1	1	-T6.4\$/DEPRD	.7942	.6307	.6307	13.7
2	2	MEETS/TPRØF	.8967	.8041	.1733	6.2
3	3	-ØHØ+M/TR+D\$.9485	.8997	.0957	5.7
4	4	TNDØD/TPRØF	.9884	.9769	.0772	16.7
5	5	PATNT/CIVBS	.9987	.9975	.0205	32.4
6	6	TØ+M\$/TPRØF	.9998	.9997	.0022	19.6
7	7	-TIH\$/CIVSV	1.0000	1.0000	.0003	18.8
8	8	NØNRD/RPRTS	1.0000	1.0000	.0000	0.0