

AD 742680

FTD-HT-23-1425-71

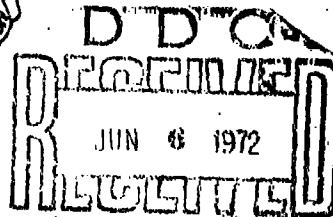

FOREIGN TECHNOLOGY DIVISION



ATOMIZER

by

A. A. Belokrylov



Approved for public release;
Distribution unlimited.

Reproduced by
**NATIONAL TECHNICAL
INFORMATION SERVICE**
Springfield, Va. 22151

6

UNCLASSIFIED

Form of Classification

DOCUMENT CONTROL DATA - R & D

(Security classification of this form of document and including this form shall be entered when the overall report is classified)

ORIGINATING ACTIVITY (DoD activity symbol)

Foreign Technology Division
Air Force Systems Command
U. S. Air Force

REPORT SECURITY CLASSIFICATION

UNCLASSIFIED

7B. GROUP

1. SUBJECT TITLE

ATOMIZER

2. DESCRIPTIVE NOTES (Type of report and inclusive dates)

Translation

3. AUTHOR (Last name, first initial, last name)

Belokrylov, A. A.

4. RECEIVED DATE

14 August 1967

76. TOTAL NO. OF PAGES

2

78. NO. OF REFS

7A. CONTRACT OR ORDER NO.

6. PROJECT NO. JCN AAH9

82. ORIGINATOR'S REPORT NUMBER(S)

HTD-HT-25-1425-71

83. SYNOPSIS KEY WORDS (Any other numbers that may be assigned to the report)

1. DIA Task No. T71-04-03

10. DISTRIBUTION STATEMENT

Approved for public release; distribution unlimited.

11. SUPPLEMENTARY NOTES

12. SPONSORING/MONITORING AGENCY NAME(S)

Foreign Technology Division
Wright-Patterson AFB, Ohio

13. ABSTRACT

A description is given of an atomizer for gas turbines, as a modification of existing liquid fuel atomizers incorporating a plug with tangential swirl grooves, which does not provide a good spray under higher loads. To retain the quality of the spray under various loads the grooved plug is made of an elastic material. The plug compresses under an increased fuel pressure and forms an opening through which fuel also passes to the nozzle. [A.O153702]

DD FORM 1 NOV 61 1473

UNCLASSIFIED
Security Classification

UNCLASSIFIED
Security Classification

14. KEY WORDS	LINK A		LINK B		LINK C	
	ROLE	WT	ROLE	WT	ROLE	WT
Gas Turbine Mechanical Patent Fuel Atomizer Nozzle						

UNCLASSIFIED
Security Classification

EDITED TRANSLATION

ATOMIZER

By. A. A. Belokrylov

English pages: 2

Source: Russian Patent No. 219533 (App1. No. 1178396/24-6, August 14, 1967), 1969, pp. 1-2.

Translated by: TSgt. V. Mezenzeff

UR/0000-69-000-000

Approved for public release;
distribution unlimited.

THIS TRANSLATION IS A REPRODUCTION OF THE ORIGINAL FOREIGN TEXT WITHOUT ANY ANALYTICAL OR EDITORIAL COMMENT. STATEMENTS OR THEORIES ADVOCATED OR IMPLIED ARE THOSE OF THE SOURCE AND DO NOT NECESSARILY REFLECT THE POSITION OR OPINION OF THE FOREIGN TECHNOLOGY DIVISION.

PREPARED BY:
TRANSLATION DIVISION
FOREIGN TECHNOLOGY DIVISION
WPAFB, OHIO.

FTD-HT-23-1425-71

Date 25 Feb. 19 72

ATOMIZER

A. A. Belokrylov

This invention pertains to atomizers for spraying liquid fuel and it can be used in gas turbine engines using liquid fuel.

There are known atomizers for spraying liquid fuel, consisting of a housing, union nut, gasket washer, and an insert with tangential channels for supplying fuel to a central nozzle.

However, such atomizers do not insure qualitative spraying during variable fuel consumption.

The purpose of this invention is to eliminate this disadvantage. To attain this purpose, the insert is made flexible subject to deformation under fuel pressure.

Figure 1 shows the proposed atomizer, a longitudinal cross-section; Figure 2 - the same, cross-section into A - A in Fig. 1.

The atomizer consists of casing 1 and union nut 2 for advancing the atomizer, gasket washer 3, elastic insert 4 with tangential channels 5 for supplying fuel to central nozzle 6 and also reducer 7 with channels 8.

The atomizer works in the following manner. Fuel from casing 1 enters cavity 9 of elastic insert 4 to channels 8 of reducer 7 and,

during small consumptions, through tangential channels 5 to central spraying nozzle 6. With increased consumption, elastic insert 4 deforms under fuel pressure and the fuel begins to flow toward central nozzle 6 not only through tangential channels 5 but also through the crack formed between insert 4 and reducer 7. In this way the necessary fuel consumption is insured without sacrificing the spraying quality.

OBJECT OF THE INVENTION

The atomizer for spraying liquid fuel consists of a casing, union nut to supply the fuel, gasket washer, and an insert with tangential channels for supplying fuel to the central nozzle is distinguished in that to insure a qualitative spraying of fuel during variable consumption the insert is made flexible, subject to deformation under the fuel pressure.

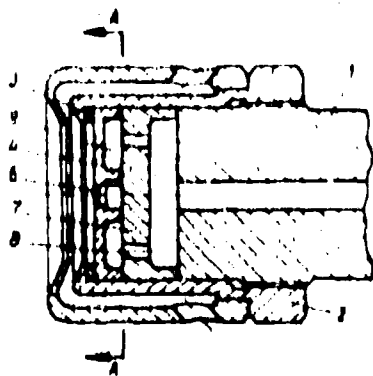


Fig. 1.

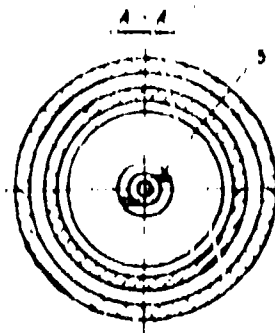


Fig. 2.