


AD 745411



TECHNICAL REPORT M-71-3

# ENVIRONMENTAL CHARACTERIZATION OF MUNITIONS TEST SITES

Volume IV

## SUPPLEMENTARY CHARACTERIZATIONS

by

E. A. Dardeau, Jr., R. R. Friesz, H. W. West  
G. F. Brown, L. E. Couch, J. A. Parks




PRIOR VOL. LIMITED

Presented by  
NATIONAL TECHNICAL  
INFORMATION SERVICE  
U.S. Government Printing Office  
Springfield, VA 22151

June 1972

Sponsored by U. S. Army Materiel Command



Conducted by U. S. Army Engineer Waterways Experiment Station  
Mobility and Environmental Systems Laboratory  
Vicksburg, Mississippi


Best Available Copy

APPROVED FOR PUBLIC RELEASE; DISTRIBUTION UNLIMITED

179

**Destroy this report when no longer needed. Do not return  
it to the originator.**

**The findings in this report are not to be construed as an official  
Department of the Army position unless so designated  
by other authorized documents.**



TECHNICAL REPORT M-71-3

# ENVIRONMENTAL CHARACTERIZATION OF MUNITIONS TEST SITES

Volume IV

## SUPPLEMENTARY CHARACTERIZATIONS

by

E. A. Dardeau, Jr., R. R. Friesz, H. W. West  
G. F. Brown, L. E. Couch, J. A. Parks



June 1972

Sponsored by **U. S. Army Materiel Command**  
Program Manager for Selected Ammunition Degradation Effects Program

Conducted by **U. S. Army Engineer Waterways Experiment Station**  
**Mobility and Environmental Systems Laboratory**  
Vicksburg, Mississippi

ARMY-MRC VICKSBURG, MISS.

APPROVED FOR PUBLIC RELEASE; DISTRIBUTION UNLIMITED

CONTENTS

	<u>Page</u>
PART I: INTRODUCTION . . . . .	1
PART II: FOREST ENVIRONMENTS . . . . .	3
Temperate Forest Sites J1-03 and J1-04, Jefferson Proving Ground, Ind. . . . .	3
Temperate Forest Site E4-28, Eglin AFB, Fla. . . . .	4
Tropical Forest Site P4-37, Panama Canal Zone . . . . .	7
PART III: GRASS ENVIRONMENTS . . . . .	10
Marsh Grass Site M2-01, Aberdeen Proving Ground, Md. . . . .	10
Marsh Grass Sites W1-01 and W1-02, WES, Vicksburg, Miss. . . . .	11
Tropical Grass Site P1-52, Panama Canal Zone . . . . .	13
PART IV: BRUSH ENVIRONMENTS . . . . .	16
Sites E14-01, E14-02, E15-01, and E15-02, Eglin AFB, Fla. . . . .	16
TABLES IV-1-IV-12	
PHOTOGRAPHS IV-1-IV-12	
PLATES IV-1-IV-24	
APPENDIX IV-A: DATA REDUCTION AND PORTRAYAL METHODS - NEW COMPUTER PROGRAMS . . . . .	IV-A1
Time-Sharing Programs . . . . .	IV-A1
Batch Programs . . . . .	IV-A2
Remote Batch Programs . . . . .	IV-A2
PLATES IV-A1-IV-A3	
APPENDIX IV-B: MODEL TREE TECHNIQUE . . . . .	IV-B1
APPENDIX IV-C: ACQUISITION AND RECORDING OF VEGETATION STEM AND BRANCH DATA BY THE SURVEY AND ESTIMATION TECHNIQUE . . . . .	IV-C1

ENVIRONMENTAL CHARACTERIZATION OF  
MUNITIONS TEST SITES

VOLUME IV: SUPPLEMENTARY CHARACTERIZATIONS

PART I: INTRODUCTION

1. This is Volume IV of a four-volume report entitled "Environmental Characterization of Munitions Test Sites." These volumes are:

- I: Techniques and Analyses of Data
- II: Data I
- III: Data II
- IV: Supplementary Characterizations.

2. Volume IV contains environmental data collected by the U. S. Army Engineer Waterways Experiment Station (WES) in support of the Degradation Effects Program (DEP) and two special non-DEP projects funded by Picatinny Arsenal since the data in Volumes I, II, and III were compiled. In addition, techniques employed in the collection of these data not discussed in Volume I are described. The sites included in this volume and their locations, types of environments, and dates characterized are as follows:

<u>Site</u>	<u>Location</u>	<u>Environment</u>	<u>Date Characterized</u>
J1-03 and J1-04*	Jefferson Proving Ground, Ind.	Temperate forest	April and June 1968
E4-28	Eglin AFB, Fla.	Temperate forest	June 1970
P4-37*	Balboa Range (R611), Panama Canal Zone	Tropical forest	November 1969
M2-01**	Aberdeen Proving Ground, Md.	Marsh grass	September 1969
W1-01 and W1-02	WES, Vicksburg, Miss.	Marsh grass	October 1970

(Continued)

- \* Buze test site for Picatinny Arsenal special non-DEP project.
- \*\* Originally identified as site APG-1 but changed to correspond to standard WES alphanumeric nomenclature.

<u>Site</u>	<u>Location</u>	<u>Environment</u>	<u>Date Characterized</u>
P1-52	Empire Range, Panama Canal Zone	Tropical grass	January 1971
E14-01 and E14-02, E15-01 and E15-02	Eglin AFB, Fla.	Brush	April-May 1970

3. There are three appendixes in Volume IV. Appendix IV-A summarizes the computer techniques used in the reduction of environmental data collected during 1968-1971 (see Appendix E, Volume I, for a discussion of the computer programs used prior to 1968); Appendix IV-B discusses a model tree technique; and Appendix IV-C gives instructions on the use of a special WES data form for recording stem and branch data collected by a survey and estimation technique.

## PART II: FOREST ENVIRONMENTS

### Temperate Forest Sites J1-03 and J1-04, Jefferson Proving Ground, Ind.

#### Site locations and descriptions

4. Temperate forest sites J1-03 and J1-04, in the J1 area of Jefferson Proving Ground, were characterized in conjunction with a special non-DEP project sponsored by Picatinny Arsenal (see paragraph 20, Volume I, for a general description of the J1 area). The locations of the sites are shown in plate IV-1. Initial characterization was confined to site J1-03, and that site served as a target area for the munition test. During the test, however, some of the rounds fell outside site J1-03, thereby making it necessary to obtain additional characterization. Accordingly, site J1-04 was established southeast of site J1-03; the perimeters of the two sites overlapped.

5. Fuzing tests were conducted in April and June 1968 in immature and mature foliage, respectively (the intent was to test under unfoliated and foliated conditions to determine if leaves influenced the performance of the munition). Photographs IV-1 and IV-2 illustrate the ground and canopy conditions at sites J1-03 and J1-04, respectively, during both phases of the test.

#### Vegetation characterization

6. To provide an adequate description of the vegetation of sites J1-03 and J1-04, three types of data were collected: (a) structural cell data, (b) stem and branch data, and (c) wood moisture and density and foliage weight data.

7. Structural cell data. Vegetation structural cell data were collected on all of the plants in sites J1-03 and J1-04 during April and June 1968. These data are contained in tables IV-1A, IV-1B, IV-2A, and IV-2B. A discussion of the structural cell system and instructions for recording structural cell data are given in paragraphs 40-44, Volume I, and Appendix A, Volume I.

8. Stem and branch data. Detailed stem and branch measurements were made on 20 trees within a 10-m radius of the center of site J1-03.

Branches having source diameters of 10 mm or greater were measured in the manner described in paragraphs 45-51, Volume I, and Appendix B, Volume I. Supplementary data were obtained for subordinate branches attached to surveyed members (termed second-order branches). The number of branches per surveyed internode and their average length, angle, and diameter were determined by visual interpretation in the field. These branches were later added to the surveyed members by computer manipulation using time-sharing program FT3002 discussed in Appendix IV-A. Table IV-3 is a listing of the output of the branch and stem coordinates and diameters of the 20 trees.

9. As explained in paragraphs 67-69 of Volume I, site J1-03 was selected as the DEP standard temperate forest environment. Thus, to meet the input requirements of the DEP burst height prediction models, it was necessary to expand the original circular sample area to a square area of 4,000,000 cm<sup>2</sup>. To accomplish this, nine trees were added to the site. The additional trees were placed at actual field locations (acquired from the structural cell data in tables IV-1A and -1B) using a model tree technique. Appropriate models were chosen from among the 20 surveyed trees. The branching data on the total of 29 trees were written on magnetic tape in the standard WES format shown in plate E9 of Appendix E, Volume I.

10. Wood and foliage data. Supplementary data on selected wood and foliage properties were obtained on seven of the principal tree species found in site J1-03. Data collected include: weight, moisture content, and density of wood; and weight and estimated number of leaves. These data are presented in table IV-4.

#### Temperate Forest Site E4-28, Eglin AFB, Fla.

##### Site location and description

11. Temperate forest site E4-28 was characterized in support of the DEP antimateriel test phase during June 1970. The site is in the Basin Creek test area (plate IV-2), and its general characteristics are similar to those described in paragraph 16, Volume I. The selection

of this site was based on the presence of: (a) a multilayered forest structure; (b) a main canopy with a height of 15 m or greater; and (c) a canopy closure of at least 75 percent (canopy closure is defined as that portion of the sample area that would be covered by projecting the crowns of all plants vertically downward to the ground). An arbitrary point on the ground was chosen as the site center and a square area of 20,912,329 cm<sup>2</sup> was laid out. Photograph IV-3 illustrates the characteristics of the vegetation in the site.

#### Vegetation characterization

12. Stem and branch data. Within a 10-m radius of the site center 33 trees were surveyed in detail by using a modification of the stem and branch survey system described in paragraphs 45-51, Volume I, and Appendix B, Volume I. Turning point data and stem and branch data for branches with source diameters of 1 cm or greater were collected in accordance with the procedure described in Volume I. Subordinate (second-order) branches attached to surveyed members were estimated in terms of size and position with respect to a surveyed branch. Third-order branches (branches attached to second-order branches) and branches of each successively lower order were then estimated with reference to the next higher order branch to which they were attached.

13. The estimation technique was designed to expedite the gathering of three-dimensional tree structural data and is not intended to replace the detailed field survey system. Although up to nine orders may be described in this manner, it is not feasible to estimate beyond the fourth order as the chances of compounding estimation errors increase with each additional order. Appendix IV-C contains instructions for acquiring and recording stem and branch survey data obtained by the estimation technique.

14. Through the use of computer program 704-G9RO-208, described in Appendix E, Volume I, cartesian coordinates and branch diameters expressed in centimeters were obtained for the surveyed trees. These data are presented in table IV-5.

15. To meet the requirements of the DEP burst height prediction model, the stem and branch survey circular site within a 10 m-radius of

site center was enlarged to a square area of 4,000,000 cm<sup>2</sup> containing 46 trees. Of the original 33 trees 13 were selected as models and added to the site. The additional trees were scaled to appropriate sizes using the tree scaling computer program described in paragraph 8 of Appendix IV-A and placed at actual field locations using the model tree technique discussed in Appendix IV-B. Branching data on the 46 trees were written on magnetic tape in the standard WES format illustrated in plate E9 of Appendix E, Volume I.

16. Tree identification, wood, and foliage data. Each surveyed tree was identified by sequential number, species, height, and stem diameter. Wood core samples were taken from the main stem of each tree and weighed to determine wood density. A sample of 50 leaves from each tree was collected and (a) weighed to acquire the average weight per leaf, and (b) measured to obtain average leaf size. Finally, an estimate was made of the average number of leaves per foliated branch. The tree identification, wood, and foliage data are presented in table IV-6.

17. Vegetation structure and biomass density. The stem and branch measurements and wood and foliage data were used to generate the information necessary to produce the series of graphs shown in plate IV-3. These graphs portray height versus number of stems, height versus length of stems, height layer versus volume of wood, and height versus biomass density.

18. Site generation. All remaining plants outside the 10-m radius circle but inside the 20,912,329 cm<sup>2</sup> area that were not surveyed and whose heights were greater than 4 m were located, and each plant was described as to height, stem diameter, crown characteristics, and model number of the surveyed tree its structure most closely resembled. Two large pine trees were assigned a model number of 34, since their structures could not be represented by any of the 33 available trees; however, stem and branch data were not collected on these two trees. Base locations, heights, and model numbers of all of the trees in site E4-28 are shown in plate IV-4.

Soil characterization

19. Cone index. Cone index (CI) measurements were taken in a grid pattern throughout the site to determine the strength of the soil

therein and its apparent resistance to penetration. CI was recorded at depth intervals of 7.5 cm to a maximum depth of 60 cm. The CI data acquired at site E4-28 are presented in table IV-7. Since the area is subject to frequent inundation, the soil was of low strength. A description of the cone penetrometer and information on recording cone index data are found in paragraphs 55 and 56, Volume I, and Appendix C, Volume I.

20. Soil physical properties. Samples of the 0- to 15-cm soil layer were taken at the four corners and the center of the site for determination of the physical properties of the soil. By subsequent laboratory analysis, the soil was classified as a peat (Pt) according to the Unified Soil Classification System (USCS). The color of the peat was black. Each of the five field samples contained more than 90 percent organic material, and the moisture content (by weight) of these samples ranged from 580 to 859 percent.

#### Topographic data

21. A topographic survey as such was not conducted for site E4-28; however, a ground surface contour map was generated from the tree-base coordinates obtained during the vegetation stem and branch survey. Computer program 704-G9R0-154 described in Appendix E, Volume I, produced the map included as plate IV-5.

### Tropical Forest Site P4-37, Panama Canal Zone

#### Site location and description

22. Data on tropical forest site P4-37 were collected by WES field personnel with assistance from the U. S. Army Tropic Test Center (TTC) during November 1969 in the Balboa (R611) range in support of a special non-DEP fuzing test sponsored by Picatinny Arsenal. The site occupied a rectangular area 205 by 155 m. A line was established across the short axis of the site at a distance of 48 m from its north-eastern edge. Field sampling of vegetation was confined to a strip 15 m wide on each side of this line.

23. A general description of the test area is given in

paragraph 10, Volume I. Plate IV-6 shows the location of site P4-37. A vertical aerial photograph with the outline of the site plotted on it is included as photograph IV-4; ground views of the vegetation are illustrated in photograph IV-5.

#### Vegetation characterization

24. Stem and branch data. The model tree technique discussed in Appendix IV-B was used to expedite characterization of site P4-37. Eleven model trees were selected as typical of the understory, main canopy, and emergent members of the site. These trees were measured in accordance with the stem and branch survey and estimation technique covered in paragraphs 12 and 13 and Appendix IV-C. The detailed branch and stem data for the model trees are presented in table IV-8.

25. Plant location, size, and distribution. All trees 8 m in height and taller within the 15-m-wide strip along each side of the site reference line were located and assigned a model number; their heights and stem diameters were measured. A bar graph showing the height distribution of these plants is shown in plate IV-7.

26. A density sample (number of plants per unit area) of understory trees was taken in an undisturbed area south of the center line. The resultant density determination was projected to the understory throughout the entire 30-m-wide strip along the reference line using the random stem distribution computer program discussed in paragraph 7 of Appendix IV-A.

27. Site generation. Utilizing the procedures described in Appendix IV-B, stem and branch data were generated for an area 60 by 30 m in the center of the site. In the process of reducing the stem and branch data for the model trees, a number of field measurement errors were discovered in the surveyed data for model tree No. 4. These errors could not be resolved; therefore, tree No. 4 was not used as a "model" in "building" the stem and branch site. Those trees within site P4-37 that had been identified as "tree No. 4 types" were assigned the structural characteristics of model tree No. 2. The stem and branch site contained 88 understory plants, 104 canopy and subcanopy trees, and 2 emergents. These data are contained on three reels of magnetic tape

stored at WES in the standard format shown in plate E9 of Appendix E, Volume I.

28. Tree identification, wood, and foliage data. Foliage and wood core samples were obtained for each of the model trees to determine (a) average leaf weight, size, and number per branch, and (b) density of the green wood. These data as well as some additional tree identification data are presented in table IV-9.

29. Biomass density. The wood and foliage data and the stem and branch data were used to obtain the series of graphs shown in plate IV-8. These graphs portray the relations of height to (a) weight of wood, (b) weight of leaves, and (c) biomass density.

30. Canopy surface contour. To provide a method for portraying the roughness of the canopy surface, a canopy contour map (plate IV-9) was constructed. This map was prepared with a Kelsh plotter and is at the same scale as the ground surface contour map discussed in paragraph 31.

Topographic data

31. Topographic data were collected for the entire area of site P4-37 to provide a control for calculating burst heights above the ground. Data on 328 ground control points were taken at major surface irregularities. Cartesian coordinates were obtained through the use of WES computer program 704-G9R0-76A, described in paragraph 16 of Appendix E, Volume I; a ground surface contour map obtained from these data is shown in plate IV-10.

### PART III: GRASS ENVIRONMENTS

#### Marsh Grass Site M2-01, Aberdeen Proving Ground, Md.

##### Site location and description

32. Site M2-01 was in a marshy area on Spesutie Island, Aberdeen Proving Ground (plate IV-11). Data were collected to compare the three methods used by DEP to compute biomass density: (a) the WES method (discussed in paragraphs 63-66, Volume I); (b) the Eglin AFB method, which consisted of cutting and weighing all of the plants in a number of small sample areas (see reference 3, Volume I); and (c) the Aberdeen Proving Ground method, which consisted of emitting gamma rays with an energy of 122 keV from a cobalt-57 source at a specific height through a vegetation sample and then observing the attenuation of the gamma ray photopeaks in a sodium-iodide scintillation detector. The gamma ray technique is described in BRL Memorandum Report No. 2102.\*

33. The grass area selected for comparison was 150 by 1500 cm and was separated into five 150- by 300-cm sections. The general structure of the grass in two of these sections can be seen in photograph IV-6.

##### Vegetation characterization

34. Stem distribution, diameter, and height. The stem diameter (at a height of 1 m) and height of all plants within each of the five sections were measured and recorded; the stems varied from 1 to 9 mm in diameter and from 1 to 3.5 m in height. A total of 1775 plants was contained within the site; they were distributed as follows:

<u>Section Number</u>	<u>Number of Stems</u>
1	362
2	413
3	293
4	465
5	242

---

\* Carmen M. Cialella and James G. Dante, "Vegetation Density Determination by Gamma Ray Absorption," Jun 1971, Aberdeen Proving Ground, Md.

To illustrate the close spacing of the plants in the site, a stem distribution plot for section 1 is presented in plate IV-12.

35. Vegetation weight and biomass density. Twenty-four plants were selected for weight sampling in the field. Each plant was cut off at ground level and cut into 50-cm sections, and each section was weighed. From these data, a family of curves was calculated for cumulative weight versus height for stem diameters 1 to 9 mm (plate 10, Volume I). From these curves and the diameter and height measurements for each plant in site M2-01, biomass density was computed for each of the five sections and for the entire site (plate IV-13). A flow chart illustrating the WES procedure for determining biomass density is presented in fig. 7 of Volume I.

36. Plant moisture. To determine moisture contents of the plants, one grass stem 9 mm in diameter and 2.5 m in height was selected for field sampling. The plant was cut into 50-cm height segments, and then each segment was weighed, oven-dried for 24 hr at 105 C, and weighed again. Plant moisture content was determined using the following relation:

$$\text{Plant moisture content} = \frac{\text{weight of water in sample}}{\text{wet weight of sample}} \times 100$$

The moisture content as determined for each height layer is as follows:

<u>Height Layer, cm</u>	<u>Moisture Content, %</u>
0-50	47.4
50-100	40.9
100-150	53.3
150-200	48.2
200-250	68.9

Marsh Grass Sites W1-01 and W1-02,  
WES, Vicksburg, Miss.

Site locations and descriptions

37. Sites W1-01 and W1-02, located at WES, were established to generate a standard marsh grass site. Although Aberdeen Proving Ground had been considered as a possible location, it was decided that the

generally shorter marsh grass at WES would better satisfy the requirements of a standard site.

38. Site W1-01 was situated along a small stream running through the southern part of the WES and consisted of cattails (Typha latifolia) in an early growth stage. The seed pods (achene), which are characteristic of mature plants, were not present. Site W1-02 was located in a marshy area along the northern shore of Experiment Station Lake and contained a growth of cattails, some with seed pods, that has existed for many years. The two sites are located on the map in plate IV-14. Photograph IV-7 illustrates the general appearance of the two sites and two typical grass stems.

#### Vegetation characterization

39. Stem and foliage structure. The model tree technique discussed in Appendix IV-B was used to describe the vegetation in both sites. Five plants (three in site W1-01 and two in site W1-02) were utilized as models and were measured in detail employing the stem and branch survey system described in paragraphs 45-51, Volume I; leaves were treated as branches. A 1-m-square sample was taken at each site. Stem base location and circumference were measured, and model numbers were assigned to each plant. The stems in site W1-01 varied from 6 to 14 cm in circumference and from 80 to 240 cm in height; those in site W1-02 ranged from 6 to 10 cm in circumference and from 60 to 240 cm in height. Stem distribution plots for each site are presented in plate IV-15, and histograms showing number of stems according to plant height and stem circumference in both sites are shown in plates IV-16 and IV-17, respectively.

40. Site generation. A standard marsh grass site containing 144 stems within a square area of 90,000 cm<sup>2</sup> was generated by projecting the stem and foliage data from the five model plants to the other plants within the site using the random stem distribution program (explained in paragraph 7, Appendix IV-A). These data are stored on one reel of magnetic tape in the standard WES format illustrated in Appendix E, plate E9 of Volume I. A more complete description of standard marsh grass site W1-01 is given in paragraph 74, Volume I.

41. Biomass density. Data to determine biomass density were acquired from 49 plants (37 without seed pods and 12 with seed pods) located outside the two sites. Each plant was cut into 50-cm height increments and weighed (table IV-10). The data from table IV-10 permitted calculation of the height versus cumulative weight curves shown in plate IV-18 for plants of various diameters with and without seed pods. These curves allowed a final computation of biomass density by height layer for sites W1-01 and W1-02 (plate IV-19).

42. Plant moisture. Three plants were randomly selected for sampling of moisture content; 30-cm sections were taken from the lowest portion of the stem and from the leaf portion of the plant. These sections were weighed, oven-dried for a period of 24 hr at a temperature of 105 C, and then weighed again. The various weights and moisture content of the stems and leaves for the three plants are as follows:

<u>Wet Weight of Sample, g</u>	<u>Dry Weight of Sample, g</u>	<u>Weight of Water, g</u>	<u>Moisture Content, %</u>
<u>Stem</u>			
48.4	5.9	42.5	87.8
69.2	10.7	58.5	84.5
66.9	5.8	61.1	91.3
<u>Leaves</u>			
24.0	5.1	18.9	78.8
43.2	8.8	34.4	79.6
44.3	5.6	38.7	87.5

The high percentage of moisture in the plants can be readily understood by observing the cell arrangement and vascular system shown in the magnified cross section of a cattail stem (photograph IV-8).

Tropical Grass Site P1-52,  
— Panama Canal Zone

Site location and description

43. Although the WES had previously collected environmental data at 51 grass sites in the Empire range of the Panama Canal Zone, no stem

and branch data had ever been obtained. Thus, site Pl-52 was established to obtain sufficient structural information to generate a standard tropical grass site. Plate IV-6 shows the location of site Pl-52; a general description of the grass area is found in paragraph 13, Volume I.

Vegetation characterization

44. Stem and foliage structure. Site Pl-52 comprised a square area of 90,000 cm<sup>2</sup> containing 220 white cane (Gynerium sagittatum) plants. Since the plants within the site were relatively homogeneous, it was decided that the structural characteristics of all of the plants could be represented by three models chosen on the basis of both height and shape. The three-dimensional structure of each plant was measured according to the stem and branch survey system described in paragraphs 45-51, Volume I. For the plants situated within the site, the base locations were recorded and stem circumference (at the base) and plant height were measured. Each plant was assigned a model number (see Appendix IV-B).

45. Site generation. A standard tropical grass site was generated by placing the most appropriate model plant at each of the 220 stem locations. The site data are on magnetic tape in the standard WES format illustrated in plate E9 of Appendix E, Volume I. A more complete description of standard tropical grass site Pl-52 is presented in paragraph 75, Volume I. A cross section of a white cane stem is shown in photograph IV-9.

46. Plant moisture. Five plants were randomly selected for determination of moisture content. Samples 30 cm in length from the lower part of the stem and from the leafy portion of the plant were cut and weighed, oven-dried for 24 hr at 105 C, and then reweighed. The weight and moisture data derived were as follows:

<u>Wet Weight of Sample, g</u>	<u>Dry Weight of Sample, g</u>	<u>Weight of Water, g</u>	<u>Moisture Content, %</u>
	<u>Stems</u>		
25.0	10.9	14.1	56.4
31.8	12.7	19.1	60.1
38.9	16.1	22.8	58.6

(Continued)

<u>Wet Weight of Sample, g</u>	<u>Dry Weight of Sample, g</u>	<u>Weight of Water, g</u>	<u>Moisture Content, %</u>
------------------------------------	------------------------------------	-------------------------------	--------------------------------

Stems (Cont'd)

27.4	13.8	13.9	50.7
24.6	11.5	13.1	53.2

Leaves

3.77	1.13	2.54	67.4
3.10	0.92	2.18	70.3
3.55	0.97	2.58	72.7
3.75	1.42	2.33	62.1
19.2	6.9	12.3	64.1

PART IV: BRUSH ENVIRONMENTS

Sites E14-01, E14-02, E15-01, and E15-02,  
Eglin AFB, Fla.

Site locations and descriptions

47. Data were collected on the brush environments of Ranges B-70 and C-72 at Eglin AFB during April and May 1970 in support of the anti-materiel test phase of DEP. Sites E14-01 and E14-02 were on Range B-70 in a flat area with a dominant vegetation cover of sand live oak (Quercus cinera); average plant heights ranged from 2.5 to 3.5 m. Sites E15-01 and E15-02 were on Range C-72 on gently sloping terrain; the majority of the plants were turkey oaks (Quercus laevis) with heights of 3 to 4 m. Site locations are shown in plate IV-2. Photograph IV-10 shows the vegetation at ground level.

Vegetation characterization

48. Stem and branch data. To obtain a three-dimensional description of the branching characteristics of the vegetation in the two brush environments, 10 trees (6 on Range B-70 and 4 on Range C-72) were chosen as models. Measurements of these trees were made in accordance with the procedures discussed in paragraphs 45-51, Volume I, and Appendix IV-B.

49. Stem density data. Stem density samples were taken in each of the four sites, and a model number was assigned to each plant in the site (see Appendix IV-B). The number of plants and the size of each site were as follows:

<u>Site</u>	<u>Number of Plants</u>	<u>Area of Site, cm<sup>2</sup></u>
Range B-70		
E14-01	76	125,600
E14-02	67	196,250
Range C-72		
E15-01	76	384,650
E15-02	78	502,400

Plates IV-20 and IV-21 show the distribution of stems in the four sites.

50. Line-of-sight measurements. Since the purpose of these tests was to determine the depth to which selected antimateriel munitions would penetrate a brush environment before detonation, horizontal line-of-sight measurements were taken to obtain the number and size of branches a fuze was likely to encounter. A tubular line-of-sight, 25 mm in diameter, was selected as a guide for the simulated path, and a theodolite was used to obtain the desired measurements. Five instrument positions (two on Range B-70 and three on Range C-72) were established to represent the vegetation structural characteristics of the brush environments. At each position a total of 18 sightings, each 30 m in length, was made beginning at 360 deg (magnetic north) and proceeding clockwise every 20 deg. Branch diameter, percentage of branch diameter intercepted, branch entry and exit angles, and branch contact angle were recorded for each branch encountered. Illustrations of the measurement technique and detailed measurement determinations are presented in figs. IV-1 and IV-2, respectively.

51. In processing the line-of-sight data, opposite lines of sight were combined to produce an overall 60-m path through the brush; these data are tabulated in table IV-11. Graphs portraying line-of-sight distance versus average cumulative encounters and probability of

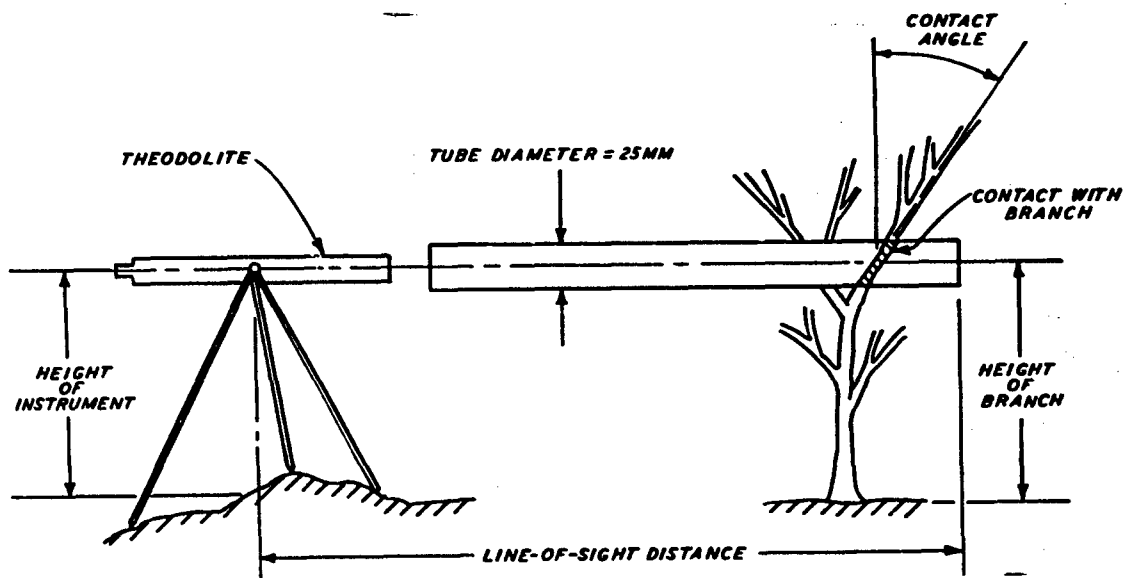


Fig. IV-1. Line-of-sight-measurement technique

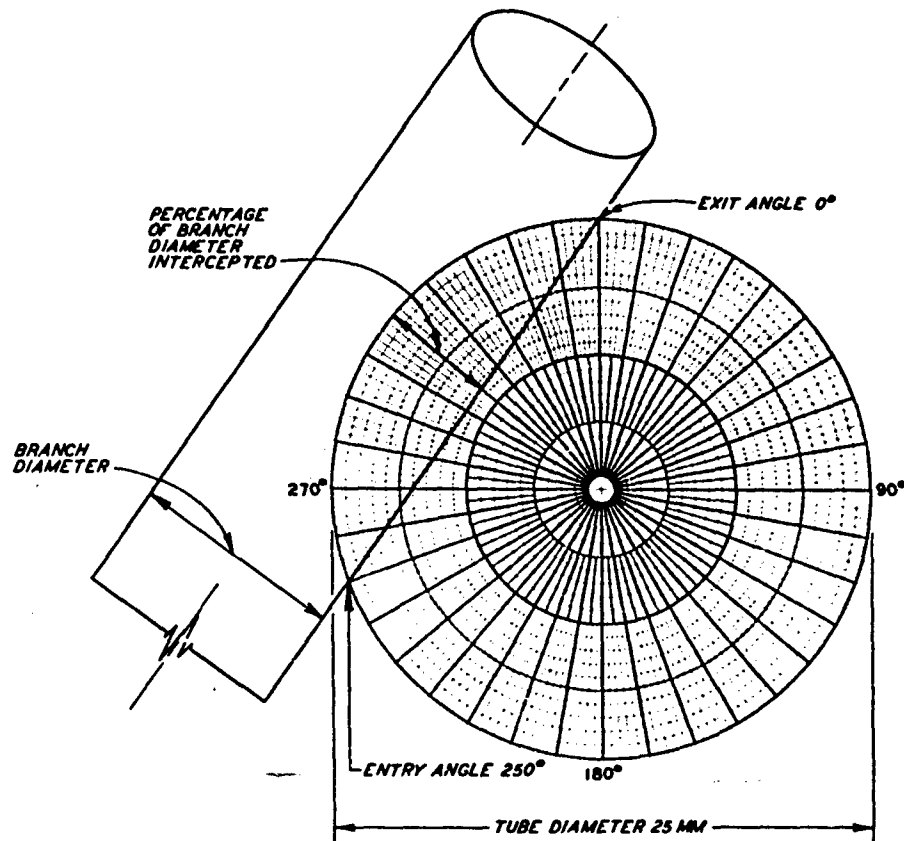


Fig. IV-2. Determination of branch entry and exit angles and percentage of branch diameter intercepted

encountering a branch are shown in plate IV-22.

52. Vegetation weight and biomass density. A total of 38 trees (20 sand live oak and 18 turkey oak) were cut into 50-cm height increments and weighed with the foliage intact. The foliage was then removed and each segment was weighed again. Table IV-12 is a tabulation of the weight data for these 38 trees. Graphs illustrating cumulative weight of wood versus height and cumulative weight of wood and leaves versus height for plants with stem diameters of 1-7 cm on Range B-70 and 1-6 cm on Range C-72 are presented in plate IV-23. These cumulative weight versus height curves were used in the final computation of biomass density for the four sites (plate IV-24).

TABLE IV-1A  
VEGETATION STRUCTURAL CELL DATA, APRIL 1968  
SITE J1-03, JEFFERSON PROVING GROUND, INDIANA

DATA SHEET 1																																
C O U N T Y	S T A T E	D I S T R I C T	S E C T I O N	L I N E	L O T	D I S T R I C T	R E G I O N	A Z I M E	H I G H W A Y	H O U S E	C R O P	C R O P	BRANCHING				STEM				STEM BRANCHING				FOLIAGE		S U P P L Y	S U P P L Y				
													W	D	A	D	N	A	S	D	H	M	D	A	L	L			S	C	W	S
141	0089	1	01	001	2	1	0375	344	2993	7	1	0690	1283	03	100	033	01	000	200	1	1	0400	22	170	0300	04	98	2	1	0	1	
141	0089	1	01	002	2	1	0363	298	2639	7	1	0200	1500	03	110	020	01	000	200	1	1	1500	03	110	0100	03	95	2	1	0	1	
141	0089	1	01	003	2	1	0270	221	3103	7	1	0410	1500	08	150	026	01	000	200	1	1	1500	08	150	0200	03	95	2	1	0	1	
141	0089	1	01	004	2	1	0462	261	1700	7	1	0300	0800	02	110	014	01	000	200	1	1	0800	02	110	0150	08	00	0	0	0	1	
141	0089	1	01	005	2	1	0223	103	2500	7	1	0300	1300	01	100	022	01	000	200	1	1	1300	01	100	0150	03	95	2	1	0	1	
141	0089	1	01	006	3	1	0273	081	1300	7	1	0510	0600	03	090	011	01	000	200	1	1	0500	01	120	0150	02	40	2	1	2	1	
141	0089	1	01	006	2	3	1	0490	098																							
141	0089	1	01	007	2	1	0678	048	2930	7	1	0800	1500	20	170	039	01	000	200	1	1	0700	04	080	0300	04	90	2	1	0	1	
141	0089	1	01	008	2	1	0635	060	3200	7	1	1500	1200	25	135	050	01	000	200	1	1	0700	01	090	0100	02	45	2	1	0	1	
141	0089	1	01	009	2	1	0900	002	3500	7	1	1000	2000	10	140	034	01	000	200	1	1	1700	03	095	0400	04	90	2	1	0	1	
141	0089	1	01	010	2	1	0648	320	2800	7	1	0400	1200	02	110	020	01	000	200	1	1	0800	04	100	0400	04	90	2	1	0	1	
141	0089	1	01	011	2	1	0730	076	1600	6	5	0150	0350	05	160	008	01	000	200	1	1	0350	05	160	0075	08	00	0	0	0	1	
141	0089	1	01	012	2	1	0714	067	1400	5	1	0200	0200	01	120	003	01	000	200	1	1	0175	01	120	0000	08	00	0	0	0	1	
141	0089	1	01	013	2	1	0780	065	1450	5	1	0300	0180	02	120	003	01	000	200	1	1	0100	02	120	0150	08	00	0	0	0	1	
141	0089	1	01	014	2	1	0690	086	1430	5	6	0000	0000	00	000	003	01	000	200	1	1	0000	00	000	0000	08	00	0	0	0	1	
141	0089	1	01	015	3	1	0692	085	1200	5	1	0050	0150	01	090	001	01	000	200	1	1	0150	01	090	0025	02	50	2	1	2	1	
141	0089	1	01	015	2	3	1	0730	084																							
141	0089	1	01	016	3	1	0875	085	2000	7	1	0300	1000	02	120	022	01	130	240	1	1	0260	01	090	0100	03	95	2	1	2	1	
141	0089	1	01	016	2	3	1	1100	152																							
141	0089	1	01	017	2	1	0618	112	1500	7	6	0000	0000	00	000	017	01	000	200	1	1	0000	01	090	0100	08	00	0	0	0	1	
141	0089	1	01	018	2	1	0770	161	3000	7	1	0800	1500	30	165	050	01	000	200	1	1	1100	10	120	0400	04	90	2	1	0	1	
141	0089	1	01	019	2	1	0940	284	1600	7	1	0200	1100	02	120	010	01	000	200	1	1	0700	02	170	0050	08	00	0	0	0	1	
141	0089	1	01	02	1	3	1	0977	285	1500	6	1	0300	0450	02	090	007	01	090	220	1	1	0450	02	090	0150	08	00	0	0	2	1
141	0089	1	01	02	2	3	1	1520	294																							
141	0089	1	01	021	2	1	0942	295	3000	7	1	0500	1800	03	125	027	01	000	200	1	1	0300	01	120	0000	03	95	2	1	0	1	
141	0089	1	01	022	2	1	1312	343	2800	7	1	0500	1800	04	100	028	01	000	200	1	1	0800	01	140	0100	04	90	2	1	0	1	
141	0089	1	01	023	2	1	1311	355	1500	6	1	0200	0400	01	100	005	01	000	200	1	1	0170	01	110	0050	02	40	2	1	0	1	
141	0089	1	01	024	2	1	1450	352	2900	7	1	0600	1200	20	165	040	01	000	200	1	1	1000	05	140	0100	04	90	2	1	0	1	
141	0089	1	01	025	2	1	1320	360	2800	7	1	0400	1000	12	165	027	01	000	200	1	1	0500	01	095	0100	03	95	2	1	0	1	
141	0089	1	01	026	2	1	1214	026	3000	7	1	0450	1800	10	150	035	01	000	200	1	1	1000	10	035	0225	08	00	0	0	0	1	
141	0089	1	01	027	2	1	1400	002	0650	6	1	0500	0500	03	120	007	01	000	200	1	1	0500	03	120	0250	02	40	2	1	0	1	
141	0089	1	01	028	2	1	1310	026	0500	6	1	0130	0200	01	120	002	01	000	200	1	1	0200	01	120	0000	08	00	0	0	0	1	
141	0089	1	01	029	2	1	1386	012	0300	5	1	0200	0100	01	100	002	01	000	200	1	1	0100	01	100	0100	02	50	2	1	0	1	
141	0089	1	01	030	2	1	0770	025	0270	5	1	0150	0100	01	090	001	01	000	200	1	1	0100	01	090	0075	02	50	2	1	0	1	
141	0089	1	01	031	2	1	0985	030	0320	5	1	0100	0100	01	120	002	01	000	200	1	1	0100	01	120	0075	02	50	2	1	0	1	
141	0089	1	01	032	2	1	1144	029	0275	5	1	0120	0100	01	090	002	01	000	200	1	1	0100	10	000	0500	02	50	2	1	0	1	
141	0089	1	01	033	2	1	1285	030	0200	5	1	0120	0100	01	090	001	01	000	200	1	1	0100	01	090	0050	02	50	2	1	0	1	
141	0089	1	01	034	2	1	1307	059	2900	7	1	1000	0900	35	160	055	01	000	200	1	1	0000	35	160	0300	04	90	2	1	0	1	
141	0089	1	01	035	2	1	1297	064	0320	5	1	0120	0100	01	090	002	01	000	200	1	1	0100	01	090	0050	02	50	2	1	0	1	
141	0089	1	01	036	2	1	1415	075	0600	6	1	0250	0400	03	090	005	01	000	200	1	1	0230	02	100	0100	02	50	2	1	0	1	
141	0089	1	01	037	2	1	1391	081	0420	5	1	0150	0280	01	090	002	01	000	200	1	1	0100	01	100	0040	08	00	0	0	0	1	
141	0089	1	01	038	2	1	0950	086	2500	7	1	0420	1300	12	160	023	01	000	200	1	1	1300	12	160	0200	02	40	2	1	0	1	
141	0089	1	01	039	2	1	0910	090	0400	5	1	0200	0180	01	105	003	01	000	200	1	1	0100	01	105	0100	08	00	0	0	0	1	
141	0089	1	01	040	2	1	1440	108	2700	7	1	0650	1500	14	150	035	01	000	200	1	1	0800	03	160	0250	04	90	2	1	0	1	
141	0089	1	01	041	2	1	1020	110	2500	7	1	0400	1200	04	090	025	01	000	200	1	1	0550	03	090	0350	04	90	2	1	0	1	
141	0089	1	01	042	2	1	1400	121	0400	5	1	0210	0230	01	090	003	01	000	200	1	1	0230	01	090	0100	08	00	0	0	0	1	
141	0089	1	01	043	2	1	1360	140	2500	7	1	0250	1100	10	165	022	01	000	200	1	1	1100	10	165	0125	03	95	2	1	0	1	
141	0089	1	01	044	2	1	1151	176	1500	7	1	0500	0900	06	090	015	01	000	200	1	1	0300	01	115	0150	04	90	2	1	0	1	
141	0089	1	01	045	2	1	1335	194	3200	7	1	0800	1200	20	150	040	01	000	200	1	1	1000	05	095	0300	04	90	2	1	0	1	
141	0089	1	01	046																												

TABLE IV-1B  
VEGETATION STRUCTURAL CELL DATA, JUNE 1968  
SITE J1-03, JEFFERSON PROVING GROUND, INDIANA

DATA SHEET 1

C O U N T Y	S I T E	D I S T R I C T	S E C T I O N	I N T E R S E C T I O N	L I N E S	D I S T R I C T	D I S T R I C T	A L T I T U D E	H I G H T	H I G H T	C R O W N	C R O W N	C R O W N	C R O W N	CR BRANCHING			STEM			STEM BRANCHING			FOLIAGE			S U P P L Y	S U P P L Y
															D I S T R I C T	D I S T R I C T	D I S T R I C T	D I S T R I C T	D I S T R I C T	D I S T R I C T	D I S T R I C T	D I S T R I C T	D I S T R I C T	D I S T R I C T	D I S T R I C T	D I S T R I C T		

U.S.A. INDIANA, JEFFERSON PROVING GROUND, FOREST ENVIRONMENT, STRUCTURAL CELL  
NES DATA COLLECTION SITE J1-03, 26 JUNE 68, SAMPLE 2  
MIL GRID COORD 37331574  
GEOGRAPHIC COORD LAT 38 DEG 58 MIN 54 SEC N, LONG 84S DEG 04 MIN 53 SEC W  
USGS MAP, SAN JACINTO QUAD, IND., 7.5 MINUTE SERIES (TOPOGRAPHIC), SCALE 1/24,000

141	0089	1	02	201	1	2	1	0375	344	2900	7	1	0600	1260	03	100	033	01	000	200	1	1	0400	22	170	0300	10	90	2	1	0	1
141	0089	1	02	202	1	2	1	0363	298	2600	7	1	0210	1500	03	110	020	01	000	200	1	1	1500	03	110	0100	12	99	2	1	0	1
141	0089	1	02	203	1	2	1	0270	221	3100	7	1	0400	1500	00	150	026	01	000	200	1	1	1500	08	150	0200	12	99	2	1	0	1
141	0089	1	02	204	1	2	1	0462	261	1700	7	1	0300	0800	02	110	014	01	000	200	1	1	0800	02	110	0150	08	00	0	0	0	1
141	0089	1	02	205	1	2	1	0223	103	2500	7	1	0300	1300	01	100	022	01	000	200	1	1	1300	01	100	0150	12	99	2	1	0	1
141	0089	1	02	206	1	3	1	0273	081	1300	7	1	0500	0600	03	090	111	01	000	200	1	1	0500	01	120	0150	09	60	2	1	2	1
141	0089	1	02	207	2	3	1	0490	098																							
141	0089	1	02	207	1	2	1	0678	048	2900	7	1	0800	1500	20	170	039	01	000	200	1	1	0700	04	080	0300	10	90	2	1	0	1
141	0089	1	02	208	1	2	1	0635	060	3200	7	1	1500	1200	25	135	050	01	000	200	1	1	0700	01	090	0100	14	65	2	1	0	1
141	0089	1	02	209	1	2	1	0906	002	3000	7	1	1000	2000	10	140	034	01	000	200	1	1	1700	03	095	0400	10	90	2	1	0	1
141	0089	1	02	210	1	2	1	0648	320	2800	7	1	0400	1200	02	110	020	01	000	200	1	1	0800	04	100	0400	10	90	2	1	0	1
141	0089	1	02	211	1	2	1	0738	076	3600	6	6	0150	0500	05	160	008	01	000	200	1	1	0350	05	160	0075	08	00	0	0	0	1
141	0089	1	02	212	1	2	1	0714	067	0400	5	1	0200	0200	01	120	003	01	000	200	1	1	0175	01	120	0060	15	80	2	1	0	1
141	0089	1	02	213	1	2	1	0780	065	0450	5	1	0300	0180	02	120	003	01	000	200	1	1	0100	02	120	0150	11	55	2	1	0	1
141	0089	1	02	214	1	2	1	0690	066	0400	5	6	0300	0800	00	000	003	01	000	200	1	1	0000	00	000	0000	00	00	0	0	0	1
141	0089	1	02	215	1	3	1	0692	065	0200	5	1	0050	0150	01	090	001	01	000	200	1	1	0150	01	090	0025	14	45	2	1	2	1
141	0089	1	02	215	2	3	1	0730	084																							
141	0089	1	02	216	1	3	1	0875	085	0150	4	1	0300	0000	02	120	022	01	000	200	1	1	0000	01	090	0100	09	99	2	1	0	1
141	0089	1	02	216	2	3	1	1808	178																							
141	0089	1	02	217	1	2	1	0615	112	1500	7	6	0000	0000	00	000	017	01	000	200	1	1	0800	01	090	0100	08	00	0	0	0	1
141	0089	1	02	218	1	2	1	0779	161	3000	7	1	0800	1500	30	165	050	01	000	200	1	1	1100	10	120	0400	10	90	2	1	0	1
141	0089	1	02	219	1	2	1	0940	284	1600	7	1	0200	1100	02	120	010	01	000	200	1	1	0700	02	170	0050	08	00	0	0	0	1
141	0089	1	02	220	1	3	1	0977	285	0500	6	1	0300	0450	02	090	007	01	000	200	1	1	0450	02	090	0150	08	00	0	0	2	1
141	0089	1	02	220	2	3	1	1820	294																							
141	0089	1	02	221	1	2	1	0942	295	3000	7	1	0300	1800	03	125	027	01	000	200	1	1	0300	01	120	0080	09	99	2	1	0	1
141	0089	1	02	222	1	2	1	1312	343	2800	7	1	0500	1800	04	100	020	01	000	200	1	1	0800	01	140	0100	10	90	2	1	0	1
141	0089	1	02	223	1	2	1	1311	355	0500	6	1	0200	0400	01	100	005	01	000	200	1	1	0170	01	110	0050	14	60	2	1	0	1
141	0089	1	02	224	1	2	1	1450	352	2900	7	1	0600	1200	20	165	040	01	000	200	1	1	1000	05	140	0100	10	90	2	1	0	1
141	0089	1	02	225	1	2	1	1328	360	2800	7	1	0400	1800	12	165	027	01	000	200	1	1	0500	01	095	0100	12	99	2	1	0	1
141	0089	1	02	226	1	2	1	1214	026	3000	7	1	0450	1800	10	150	035	01	000	200	1	1	1000	10	035	0225	12	99	2	1	0	1
141	0089	1	02	227	1	2	1	1408	002	0650	6	1	0500	0500	03	120	007	01	000	200	1	1	0500	03	120	0250	09	60	2	1	0	1
141	0089	1	02	228	1	2	1	1318	026	0500	6	1	0300	0200	01	120	002	01	000	200	1	1	0200	01	120	0065	15	80	2	1	0	1
141	0089	1	02	229	1	2	1	1386	012	0300	5	1	0200	0100	01	100	002	01	000	200	1	1	0100	01	100	0100	08	50	2	1	0	1
141	0089	1	02	230	1	2	1	0770	025	0270	5	1	0150	0100	01	090	001	01	000	200	1	1	0100	01	090	0075	08	50	2	1	0	1
141	0089	1	02	231	1	2	1	0985	030	0320	5	1	0100	0100	01	120	002	01	000	200	1	1	0100	01	120	0075	20	50	2	1	0	1
141	0089	1	02	232	1	2	1	1144	029	0275	5	1	0100	0100	01	090	002	01	000	200	1	1	0100	01	090	0500	20	50	2	1	0	1
141	0089	1	02	233	1	2	1	1289	030	0200	5	1	0100	0100	01	090	001	01	000	200	1	1	0100	01	090	0050	08	50	2	1	0	1
141	0089	1	02	234	1	2	1	1307	059	2900	7	1	1000	0900	35	160	055	01	000	200	1	1	0800	35	160	0500	10	90	2	1	0	1
141	0089	1	02	235	1	2	1	1297	064	0320	5	1	0100	0100	01	090	002	01	000	200	1	1	0100	01	090	0050	20	50	2	1	0	1
141	0089	1	02	236	1	2	1	1415	075	0600	6	1	0250	0400	03	090	005	01	000	200	1	1	0230	02	100	0100	20	50	2	1	0	1
141	0089	1	02	237	1	2	1	1391	081	0420	5	1	0150	0200	01	090	002	01	000	200	1	1	0100	01	100	0040	15	80	2	1	0	1
141	0089	1	02	238	1	2	1	0955	086	2500	7	1	0400	1300	12	160	023	01	000	200	1	1	1300	12	160	0200	09	60	2	1	0	1
141	0089	1	02	239	1	2	1	0910	090	0400	5	1	0200	0100	01	105	003	01	000	200	1	1	0100	01	105	0100	15	80	2	1	0	1
141	0089	1	02	240	1	2	1	1440	108	2700	7	1	0650	1500	14	190	025	01	000	200	1	1	0800	03	160	0250	10	90	2	1	0	1
141	0089	1	02	241	1	2	1	1026	118	2500	7	1	0400	1200	04	090	025	01	000	200	1	1	0550	03	090	0350	10	90	2	1	0	1
141	0089	1	02	242	1	2	1	1400	121	0480	5	1	0200	0230	01	090	003	01	000	200	1	1	0230	01	090	0100	15	80	2	1	0	1
141	0089	1	02	243	1																											

TABLE IV-2A  
VEGETATION STRUCTURAL CELL DATA, APRIL 1968  
SITE J1-04, JEFFERSON PROVING GROUND, INDIANA

DATA SHEET 1

Table with columns: C O U N T R Y, S I T E, D A T E, S A M P L E N U M B E R, L I T T L E N U M B E R, L A T I T U D E, L O N G I T U D I N E, D I A M E T E R, H E I G H T, C A N O P Y, C A N O P Y, C N, BRANCHING, STEM, STEM BRANCHING, FOLIAGE, S U P P L Y. Each column contains a series of letters and numbers representing data points.

U.S.A. INDIANA, JEFFERSON PROVING GROUND, FOREST ENVIRONMENT, STRUCTURAL CELL  
NES DATA COLLECTION SITE J1-04, 27 APR 68, SAMPLE 1  
MIL GRID COORD 37361572  
GEOGRAPHIC COORD LAT 038 DEG 58 MIN 53 SEC N, LONG 085 DEG 24 MIN 52 SEC W  
USGS MAP, SAN JACINTO QUAD, IND., 7.5 MINUTE SERIES (TOPOGRAPHIC), SCALE 1/24,000

Main data table with columns corresponding to the header table above. It contains a dense grid of numerical data for each site and sample.

(CONTINUED)

(1 of 2 sheets)

TABLE IV-2A (Concluded)

DATA SHEET 1																																
C O U N T R Y	S I T E	D I S T R I C T	S T A T E	I N T E R S T A T E	L I N E	L I N E	D I S T R I C T	N O T E	A B S C I S S I O N	H E I G H T	H E I G H T	C O D E	C O D E	CR BRANCHING				STEM				STEM BRANCHING				FOLIAGE						
														W	D	A	D	N	A	S	D	H	M	D	A	L	L	S	N	T	C	R
141	0091	1	01	074	1	2	1	0863	318	0162	4	6	0000	0000	00	000	002	01	000	162	1	1	0000	00	000	0000	00	00	0	0	0	2
141	0091	1	01	075	1	2	1	0881	326	0138	4	6	0000	0000	00	000	001	01	000	138	1	1	0000	00	000	0000	00	00	0	0	0	2
141	0391	1	01	076	1	2	1	0887	308	0145	4	1	0007	0040	01	160	001	01	000	145	1	1	0040	01	160	0043	00	00	0	0	0	1
141	0391	1	01	077	1	1	1	0744	067	0110	4	1	0005	0030	01	160	001	01	000	110	1	1	0030	01	160	0055	00	00	0	0	0	0

TABLE IV-2B  
 VEGETATION STRUCTURAL CELL DATA, JUNE 1968  
 SITE J1-04, JEFFERSON PROVING GROUND, INDIANA

DATA SHEET 1

C O U N T Y	S T A T E	D I S T R I C T	S E C T I O N	T E L E P H O N E	L O C A L I D E N T I F I C A T I O N	L A T I T U D I N E	D E C I M A L	DC S N	A T T E M P T U R E	H I G H T	H I G H T	C R O S S S E C T I O N	C R O S S S E C T I O N	CR BRANCHING			STEM			STEM BRANCHING			FOLIAGE			S U P P L Y	S U P P L Y
														H	D	A	D	N	A	S	D	M	W	D	A		

U.S.A. INDIANA, JEFFERSON PROVING GROUND, FOREST ENVIRONMENT, STRUCTURAL CELL  
 WES DATA COLLECTION SITE J1-04, 26 JUNE 68, SAMPLE 2  
 MIL GRID COORD 37361572  
 WES DATA COLLECTION POINT J1-04, 26 JUNE 68, SAMPLE 2  
 GEOGRAPHIC COORD LAT 38 DEG 48 MIN 53 SEC N LONG 85 DEG 24 MIN 52 SEC W  
 USGS MAP, SAN JACINTO QUAD, IND., 7.5 MINUTE SERIES (TOPOGRAPHIC), SCALE 1/24,000

141	0090	1	02	01	1	2	1	0241	122	3000	7	1	1400	0700	30	170	052	01	000	200	1	1	0700	30	170	0500	10	90	2	1	0	1	
141	0090	1	02	02	1	2	1	0423	126	3000	7	1	0810	1100	20	170	052	01	000	200	1	1	1100	20	170	0400	10	90	2	1	0	1	
141	0090	1	02	03	1	2	1	0670	329	2800	7	1	0750	1300	18	165	044	01	000	200	1	1	1300	18	165	0375	10	90	2	1	0	1	
141	0090	1	02	04	1	2	1	0627	287	2500	7	1	0400	1700	05	120	024	01	000	200	1	1	0400	05	120	0300	10	90	2	1	0	1	
141	0090	1	02	05	1	2	1	0895	256	3000	7	1	0750	1500	15	150	039	01	000	200	1	1	1500	15	150	0375	12	99	2	1	0	1	
141	0090	1	02	06	1	2	1	0720	214	2700	7	1	0750	1400	08	120	045	01	000	200	1	1	1000	12	150	0500	10	90	2	1	0	1	
141	0090	1	02	07	1	1	1	1040	021	2600	7	1	0710	1300	18	150	037	01	000	200	1	1	0700	02	090	0200	13	40	2	1	0	0	
141	0090	1	02	08	1	3	1	1040	087	2800	7	1	0800	0600	08	120	048	01	095	220	1	1	0600	08	120	0400	09	45	2	1	2	1	
141	0090	1	02	08	2	3	1	0940	095																								
141	0090	1	02	09	1	2	1	1295	132	2400	7	1	0550	1100	02	120	019	01	000	200	1	1	1100	02	120	0275	08	99	2	1	0	1	
141	0090	1	02	10	1	3	1	1280	204	2300	7	1	0510	1300	07	140	014	01	025	205	1	1	0550	06	140	0600	10	90	2	1	2	1	
141	0090	1	02	11	2	3	1	1420	220																								
141	0090	1	02	11	1	2	1	1295	202	2900	7	1	0510	1300	07	140	035	01	000	200	1	1	1600	06	175	0300	10	90	2	1	0	1	
141	0090	1	02	12	1	2	1	1225	266	1350	7	1	0500	0700	02	110	013	01	000	200	1	1	0550	02	085	0150	10	90	2	1	0	1	
141	0090	1	02	13	1	2	1	1280	265	2800	7	1	0550	1600	14	170	035	01	000	200	1	1	1600	14	170	0275	12	99	2	1	0	1	
141	0090	1	02	14	1	3	1	1215	329	2700	7	1	0650	1300	14	170	041	01	000	200	1	1	0650	25	170	0100	10	90	2	1	2	1	
141	0090	1	02	14	2	3	1	1150	313																								
141	0090	1	02	15	1	2	1	1290	337	2700	7	1	0850	1000	28	170	045	01	000	200	1	1	1000	28	170	0425	10	90	2	1	0	1	
141	0090	1	02	16	1	2	1	1340	304	2700	7	1	0650	1500	14	150	035	01	000	200	1	1	0800	03	160	0250	10	90	2	1	0	1	
141	0090	1	02	17	1	2	1	1460	270	2900	7	1	0750	1500	07	150	043	01	000	200	1	1	1500	07	150	0375	10	90	2	1	0	1	
141	0090	1	02	18	1	2	1	1455	016	2700	7	1	1000	0750	28	150	050	01	000	200	1	1	0650	06	090	0400	09	45	2	1	0	1	
141	0090	1	02	19	1	2	1	1395	152	2600	7	1	0550	1150	03	115	022	01	000	200	1	1	0900	03	120	0300	08	99	2	1	0	1	
141	0090	1	02	20	1	2	1	1355	075	2400	7	1	0600	1200	12	170	029	01	000	200	1	1	0800	07	170	0300	10	90	2	1	0	1	
141	0090	1	02	21	1	2	1	0160	137	0500	6	1	0200	0350	01	120	004	01	000	200	1	1	0350	01	120	0100	15	80	2	1	0	1	
141	0090	1	02	22	1	2	1	0555	332	0550	6	1	0250	0350	01	120	003	01	000	200	1	1	0250	01	120	0100	15	80	2	1	0	1	
141	0090	1	02	23	1	3	1	0635	133	1300	7	1	0350	1050	04	120	014	01	045	205	1	1	0700	03	110	0225	15	80	2	1	2	1	
141	0090	1	02	23	2	3	1	0980	145																								
141	0090	1	02	24	1	2	1	0664	163	0520	6	1	0210	0200	01	130	004	01	000	200	1	1	0200	01	130	0100	15	80	2	1	0	1	
141	0090	1	02	25	1	2	1	1220	172	0600	6	1	0175	0500	01	150	006	01	000	200	1	1	0500	01	150	0090	00	00	0	0	0	0	1
141	0090	1	02	26	1	2	1	1213	172	0240	5	1	0110	0160	01	145	002	01	000	200	1	1	0160	01	145	0050	13	50	2	1	0	1	
141	0090	1	02	27	1	2	1	0826	216	1050	6	1	0700	0500	03	090	020	01	000	200	1	1	0250	04	165	0400	10	90	2	1	0	1	
141	0090	1	02	28	1	2	1	0838	012	0630	6	1	0310	0430	02	100	008	01	000	200	1	1	0150	04	175	0100	10	90	2	1	0	1	
141	0090	1	02	29	1	2	1	1320	120	0520	6	1	0210	0220	01	110	004	01	000	200	1	1	0220	01	110	0100	15	80	2	1	0	1	
141	0090	1	02	30	1	2	1	1700	116	0520	6	1	0220	0200	01	110	004	01	000	200	1	1	0200	01	110	0110	15	80	2	1	0	1	
141	0090	1	02	31	1	1	1	1565	248	0540	6	1	0350	0275	01	110	008	01	000	200	1	1	0200	01	090	0050	13	40	2	1	0	0	
141	0090	1	02	32	1	2	1	1650	261	0500	6	1	0400	0000	00	000	006	01	000	200	1	1	0000	00	000	0000	00	00	0	0	0	0	1
141	0090	1	02	33	1	2	1	0145	293	0250	5	1	0130	0180	01	160	003	01	000	200	1	1	0180	01	160	0045	15	80	2	1	0	1	
141	0090	1	02	34	1	2	1	0161	297	0360	5	1	0210	0160	01	110	003	01	000	200	1	1	0160	01	110	0100	15	80	2	1	0	1	
141	0090	1	02	35	1	2	1	0185	340	0300	5	1	0130	0200	01	120	002	01	000	200	1	1	0200	01	120	0015	15	80	2	1	0	1	
141	0090	1	02	36	1	2	1	0247	320	0360	5	1	0150	0280	01	125	003	01	000	200	1	1	0280	01	125	0075	15	80	2	1	0	1	
141	0090	1	02	37	1	2	1	0255	343	0400	5	1	0175	0220	01	120	003	01	000	200	1	1	0130	01	165	0055	15	80	2	1	0	1	
141	0090	1	02	38	1	2	1	0162	052	0400	5	1	0150	0200	01	120	003	01	000	200	1	1	0200	01	120	0075	15	80	2	1	0	1	
141	0090	1	02	39	1	3	1	0245	142	0300	5	1	0175	0180	01	160	002	01	040	205	1	1	0180	01	160	0090	15	80	2	1	2	1	
141	0090	1	02	39	2	3	1	0180	142																								
141	0090	1	02	40	1	2	1	0435	156	0430	5	1	0200	0130	01	165	003	01	000	200	1	1	0160	01	135	0100	15	80	2	1	0	1	
141	0090	1	02	41	1	2	1	0514	184	0380	5	1	0110	0230	01	100	003	01	000	200	1	1	0230	01	100	0050	15	80	2	1	0	1	
141	0090	1	02	42	1	2	1	0508	194	0420	5	1	0120	0180	01	165	003	01	000	200	1	1	0180	01	160	0060	15	80	2	1	0	1	
141	0090	1	02	43	1	2	1	0350	026	0360	5	1	0400	0140																			

24

TABLE IV-2B (Concluded)

		DATA SHEET 1																															
C O U N T R Y	S I T E	D I S T R I C T	S T A T E	L I N E	L I N E	D I S T R I C T	D I S T R I C T	A Z I M S	H E I G H T	M I G R A T I O N	C S D I S T R I C T	C S D I S T R I C T	CR BRANCHING			STEM			STEM BRANCHING					FOLIAGE		S S U P L Y	S S U P L Y						
													W I T H	D I S T R I C T	A Z I M S	D I S T R I C T	N O T	A Z I M S	S T E M	D I S T R I C T	H E I G H T	D I S T R I C T	A Z I M S	L I N E	L I N E			L I N E	L I N E	L I N E	L I N E	L I N E	
141	009	1	02	73	1	2	1	0727	302	6110	4	6	0	0	0000	00	000	001	01	000	110	1	1	0000	00	000	0000	00	00	0	0	0	1
141	009	1	02	74	1	2	1	0863	318	0162	4	6	0	0	0000	00	000	002	01	000	162	1	1	0000	00	000	0000	00	00	0	0	0	2
141	009	1	02	75	1	2	1	0801	326	0138	4	6	0	0	0000	00	000	001	01	000	138	1	1	0000	00	000	0000	00	00	0	0	0	2
141	009	1	02	76	1	2	1	0802	308	0145	4	1	0	47	0040	01	160	001	01	000	145	1	1	0040	01	160	0043	15	80	2	1	0	1
141	0090	1	02	77	1	1	1	0744	067	0110	4	1	0	85	0030	01	160	001	01	000	110	1	1	0030	01	160	0055	07	50	2	1	0	0

TABLE IV-3  
VEGETATION BRANCH AND STEM DATA  
SITE J1-03, JEFFERSON PROVING GROUND, INDIANA

U.S.A. INDIANA, JEFFERSON PROVING GROUND, FOREST ENVIRONMENT FUZING SITE  
WES DATA COLLECTION SITE J1-03  
MIL GRID COORD 37331574  
GEOGRAPHIC COORD LAT 038 DEG 50 MIN 54 SEC N, LONG 085 DEG 24 MIN 53 SEC W  
USGS MAP, SAN JACINTO QUAD, IND., 7.5 MINUTE SERIES (TOPOGRAPHIC), SCALE 1/24,000  
COORD SYS ORIGIN = TP1, TP1 TO TP2 = + X AXIS (AZ = 360 DEG), 270 DEG CLOCKWISE = + Y AXIS

NODE NO.	SOURCE			DIAM	NODE NO.	TERMINUS			AVG STEM DIAM	
	X COORD	Y COORD	Z COORD			X COORD	Y COORD	Z COORD		DIAM
WES DATA COLLECTION SITE J1-03 TREE NO. 1										
1	-326.	24.	-3.	36.0	2	-322.	18.	280.	45.0	40.5
2	-322.	18.	280.	24.0	3	-348.	80.	1042.	19.0	21.5
3	-348.	80.	1042.	3.0	4	-339.	80.	1042.	2.8	2.9
4	-339.	80.	1042.	0.6	5	-319.	130.	950.	0.2	0.4
4	-339.	80.	1042.	2.8	6	-331.	100.	1043.	2.7	2.8
6	-331.	100.	1043.	0.6	7	-295.	144.	952.	0.2	0.4
6	-331.	100.	1043.	2.7	8	-322.	121.	1043.	2.5	2.6
8	-322.	121.	1043.	0.6	9	-227.	140.	999.	0.2	0.4
8	-322.	121.	1043.	2.5	10	-314.	141.	1043.	2.3	2.4
10	-314.	141.	1043.	0.6	11	-378.	228.	1030.	0.2	0.4
10	-314.	141.	1043.	2.3	12	-305.	162.	1043.	2.2	2.3
12	-305.	162.	1043.	0.6	13	-234.	191.	970.	0.2	0.4
12	-305.	162.	1043.	2.2	14	-297.	182.	1044.	2.0	2.1
14	-297.	182.	1044.	0.6	15	-348.	261.	1095.	0.2	0.4
14	-297.	182.	1044.	2.0	16	-288.	203.	1044.	1.8	1.9
16	-288.	203.	1044.	0.6	17	-254.	248.	953.	0.2	0.4
16	-288.	203.	1044.	1.8	18	-280.	224.	1044.	1.7	1.8
18	-280.	224.	1044.	0.6	19	-174.	238.	1037.	0.2	0.4
18	-280.	224.	1044.	1.7	20	-271.	244.	1044.	1.5	1.6
20	-271.	244.	1044.	0.6	21	-170.	261.	1014.	0.2	0.4
20	-271.	244.	1044.	1.5	22	-263.	269.	1049.	1.3	1.4
22	-263.	269.	1049.	0.6	23	-222.	307.	955.	0.2	0.4
22	-263.	269.	1049.	1.3	24	-254.	289.	1045.	1.2	1.3
24	-254.	289.	1045.	0.6	25	-219.	327.	1136.	0.2	0.4
24	-254.	289.	1045.	1.2	26	-244.	307.	1045.	1.0	1.1
26	-244.	307.	1045.	17.0	27	-381.	21.	1145.	14.5	15.8
27	-381.	21.	1145.	0.5	28	-284.	148.	1237.	0.2	0.4
27	-381.	21.	1145.	0.5	29	-188.	-103.	1053.	0.2	0.4
27	-391.	21.	1145.	14.5	30	-434.	-17.	1248.	12.0	13.3
30	-434.	-17.	1248.	3.0	31	-492.	-6.	1254.	2.8	2.9
31	-492.	-6.	1254.	0.6	32	-513.	-94.	1328.	0.2	0.4
31	-492.	-6.	1254.	2.8	33	-470.	8.	1260.	2.7	2.8
33	-470.	8.	1260.	0.6	34	-509.	-85.	1363.	0.2	0.4
33	-470.	8.	1260.	2.7	35	-487.	18.	1267.	2.5	2.6
35	-487.	18.	1267.	0.6	36	-374.	-78.	1284.	0.2	0.4
35	-487.	18.	1267.	2.5	37	-505.	30.	1273.	2.4	2.5
37	-505.	30.	1273.	0.6	38	-578.	20.	1165.	0.2	0.4
37	-505.	30.	1273.	2.4	39	-523.	42.	1279.	2.2	2.3
39	-523.	42.	1279.	0.6	40	-567.	80.	1162.	0.2	0.4
39	-523.	42.	1279.	2.2	41	-541.	54.	1285.	2.1	2.2
41	-541.	54.	1285.	0.6	42	-582.	-18.	1386.	0.2	0.4
41	-541.	54.	1285.	2.1	43	-558.	85.	1292.	1.9	2.0
43	-558.	85.	1292.	0.6	44	-588.	6.	1404.	0.2	4.0
43	-558.	85.	1292.	1.9	45	-574.	77.	1298.	1.8	1.9
45	-574.	77.	1298.	0.6	46	-616.	122.	1182.	0.2	0.4
45	-574.	77.	1298.	1.8	47	-594.	88.	1304.	1.6	1.7
47	-594.	88.	1304.	0.6	48	-689.	21.	1246.	0.2	0.4
47	-594.	88.	1304.	1.6	49	-612.	101.	1310.	1.5	1.6
49	-612.	101.	1310.	0.6	50	-703.	46.	1236.	0.2	0.4
49	-612.	101.	1310.	1.5	51	-629.	113.	1317.	1.3	1.4
51	-629.	113.	1317.	0.6	52	-685.	29.	1400.	0.2	0.4
51	-629.	113.	1317.	1.3	53	-647.	125.	1323.	1.2	1.3
53	-647.	125.	1323.	0.6	54	-657.	206.	1221.	0.2	0.4
53	-647.	125.	1323.	1.2	55	-663.	138.	1329.	1.0	1.1
55	-663.	138.	1329.	19.0	56	-448.	0.	1307.	15.0	15.0
56	-448.	0.	1307.	2.0	57	-418.	-15.	1309.	1.8	1.9
57	-418.	-15.	1309.	0.7	58	-365.	96.	1351.	0.2	0.5
57	-418.	-15.	1309.	1.8	59	-388.	-29.	1306.	1.2	1.7
59	-388.	-29.	1306.	0.7	60	-404.	-88.	1430.	0.2	0.5
59	-388.	-29.	1306.	1.5	61	-398.	-43.	1305.	1.3	1.4
61	-398.	-43.	1305.	0.7	62	-379.	-93.	1425.	0.2	0.5
61	-398.	-43.	1305.	1.3	63	-328.	-56.	1305.	1.0	1.2
63	-328.	-56.	1305.	14.0	64	-461.	7.	1404.	16.0	15.0
64	-461.	7.	1404.	2.0	65	-441.	12.	1404.	2.0	2.0
65	-441.	12.	1404.	0.4	66	-437.	43.	1470.	0.2	0.3
65	-441.	12.	1404.	2.0	67	-421.	17.	1404.	2.0	2.0
67	-421.	17.	1404.	0.4	68	-410.	24.	1476.	0.2	0.3
67	-421.	17.	1404.	2.0	69	-401.	23.	1404.	2.0	2.0
69	-401.	23.	1404.	0.4	70	-395.	48.	1336.	0.2	0.3
69	-401.	23.	1404.	2.0	71	-381.	29.	1404.	2.0	2.0
71	-381.	29.	1404.	0.4	72	-394.	-20.	1357.	0.2	0.3
71	-381.	29.	1404.	2.0	73	-341.	-35.	1404.	2.0	2.0
73	-341.	-35.	1404.	0.4	74	-329.	-31.	1411.	0.2	0.3
73	-341.	-35.	1404.	2.0	75	-341.	-40.	1404.	2.0	2.0
75	-341.	-40.	1404.	0.4	76	-315.	-6.	1454.	0.2	0.3
75	-341.	-40.	1404.	2.0	77	-321.	47.	1404.	2.0	2.0
77	-321.	47.	1404.	15.0	78	-465.	0.	1437.	14.6	14.8
78	-465.	0.	1437.	0.8	79	-435.	-41.	1435.	0.2	0.3
79	-435.	-41.	1435.	14.6	80	-468.	-7.	1470.	14.3	14.5
80	-468.	-7.	1470.	0.8	81	-404.	-27.	1478.	0.2	0.3
80	-468.	-7.	1470.	14.3	82	-472.	-13.	1503.	13.9	14.1
82	-472.	-13.	1503.	0.8	83	-404.	-17.	1516.	0.2	0.3
82	-472.	-13.	1503.	13.9	84	-475.	-20.	1536.	13.5	13.7
84	-475.	-20.	1536.	0.8	85	-412.	-2.	1552.	0.2	0.3

(CONTINUED)

(1 of 52 sheets)

TABLE IV-3 (Continued)

NODE NO.	SOURCE			DIAM	NODE NO.	TERMINUS			DIAM	AVG STEW DIAM
	X COORD	Y COORD	Z COORD			X COORD	Y COORD	Z COORD		
	MES DATA COLLECTION SITE				J1-03TREE NO. 1					
84	-475.	-20.	1536.	13.5	86	-479.	-26.	1569.	13.1	13.3
86	-479.	-26.	1569.	0.8	87	-413.	-31.	1581.	0.2	0.5
86	-479.	-26.	1569.	13.1	88	-483.	-32.	1602.	12.8	13.0
88	-483.	-32.	1602.	0.8	89	-488.	-31.	1622.	0.2	0.5
88	-483.	-32.	1602.	12.8	90	-486.	-39.	1635.	12.4	12.6
90	-486.	-39.	1635.	0.8	91	-420.	-36.	1649.	0.2	0.5
90	-486.	-39.	1635.	12.4	92	-490.	-44.	1660.	12.0	12.2
92	-490.	-44.	1660.	6.0	93	-469.	-41.	1740.	6.0	6.0
93	-469.	-41.	1740.	0.6	94	-471.	-36.	1717.	0.2	0.4
93	-469.	-41.	1740.	6.0	95	-448.	-36.	1812.	6.0	6.0
95	-449.	-36.	1812.	4.0	96	-407.	11.	1799.	3.6	3.8
96	-407.	11.	1799.	0.8	97	-329.	-45.	1751.	0.2	0.5
96	-407.	11.	1799.	3.4	98	-365.	59.	1786.	2.8	3.1
98	-365.	59.	1786.	0.8	99	-275.	90.	1747.	0.2	0.5
98	-365.	59.	1786.	2.8	100	-324.	108.	1774.	2.2	2.5
100	-324.	108.	1774.	0.8	101	-235.	137.	1746.	0.2	0.5
100	-324.	108.	1774.	2.2	102	-282.	196.	1761.	1.6	1.9
102	-282.	156.	1761.	0.8	103	-208.	192.	1708.	0.2	0.5
102	-282.	156.	1761.	1.6	104	-240.	205.	1748.	1.0	1.3
95	-449.	-36.	1812.	5.0	105	-407.	-78.	1843.	5.0	5.0
105	-407.	-78.	1843.	3.0	106	-352.	-62.	1872.	2.7	2.9
106	-352.	-62.	1872.	0.3	107	-329.	-51.	1880.	0.2	0.2
106	-352.	-62.	1872.	2.7	108	-296.	-45.	1901.	2.3	2.5
108	-298.	-45.	1901.	0.3	109	-300.	19.	1973.	0.2	0.2
108	-298.	-45.	1901.	2.3	110	-244.	-28.	1930.	2.0	2.2
110	-244.	-28.	1930.	0.3	111	-220.	65.	1937.	0.2	0.2
110	-244.	-28.	1930.	2.0	112	-189.	-11.	1959.	1.7	1.9
112	-189.	-11.	1959.	0.3	113	-112.	14.	1927.	0.2	0.2
112	-189.	-11.	1959.	1.7	114	-139.	6.	1988.	1.3	1.5
114	-139.	6.	1988.	0.3	115	-88.	55.	1940.	0.2	0.2
114	-139.	6.	1988.	1.3	116	-80.	24.	2017.	1.0	1.2
105	-407.	-78.	1843.	3.0	117	-329.	-61.	1919.	2.3	2.7
117	-325.	-61.	1919.	1.2	118	-291.	38.	2035.	0.2	0.7
117	-325.	-61.	1919.	2.3	119	-242.	-44.	1994.	1.7	2.0
119	-242.	-44.	1994.	1.2	120	-171.	55.	2114.	0.2	0.7
119	-242.	-44.	1994.	1.7	121	-168.	-29.	2070.	1.8	1.4
92	-490.	-44.	1660.	11.0	122	-505.	-50.	1785.	12.0	11.5
122	-505.	-50.	1785.	6.0	123	-500.	-97.	1846.	6.0	6.0
123	-500.	-57.	1846.	0.6	124	-432.	-50.	1949.	0.2	0.4
123	-500.	-57.	1846.	6.0	125	-493.	-61.	1908.	6.0	6.0
125	-495.	-61.	1908.	3.0	126	-495.	-17.	1966.	2.7	2.9
126	-495.	-17.	1966.	0.6	127	-602.	76.	2135.	0.2	0.4
126	-495.	-17.	1966.	2.7	128	-496.	29.	2024.	2.3	2.5
128	-496.	29.	2024.	0.6	129	-601.	176.	2150.	0.2	0.4
128	-496.	29.	2024.	2.3	130	-497.	74.	2081.	2.0	2.2
130	-497.	74.	2081.	0.6	131	-488.	105.	2300.	0.2	0.4
130	-497.	74.	2081.	2.0	132	-497.	119.	2139.	1.7	1.9
132	-497.	119.	2139.	0.6	133	-408.	227.	2296.	0.2	0.4
132	-497.	119.	2139.	1.7	134	-498.	165.	2197.	1.3	1.5
134	-498.	165.	2197.	0.6	135	-567.	-350.	2294.	0.2	0.4
134	-498.	165.	2197.	1.3	136	-494.	211.	2255.	1.0	1.2
125	-495.	-61.	1908.	6.0	137	-492.	-88.	1843.	6.0	6.0
137	-452.	-88.	1943.	3.0	138	-421.	-86.	2003.	2.7	2.9
138	-412.	-86.	2003.	0.3	139	-348.	-16.	2094.	0.2	0.2
138	-412.	-86.	2003.	2.7	140	-372.	-83.	2064.	2.3	2.5
140	-372.	-83.	2064.	0.3	141	-363.	-67.	2193.	0.2	0.2
140	-372.	-83.	2064.	2.3	142	-331.	-79.	2124.	2.0	2.2
142	-331.	-79.	2124.	0.3	143	-290.	-134.	2233.	0.2	0.2
142	-331.	-79.	2124.	2.0	144	-291.	-76.	2184.	1.7	1.9
144	-291.	-76.	2184.	0.3	145	-187.	-115.	2253.	0.2	0.2
144	-291.	-76.	2184.	1.7	146	-251.	-75.	2245.	1.3	1.5
146	-251.	-73.	2245.	0.3	147	-171.	7.	2324.	0.2	0.2
146	-251.	-73.	2245.	1.3	148	-211.	-69.	2035.	1.0	1.2
137	-452.	-88.	1943.	3.0	149	-444.	-87.	1929.	4.2	4.6
149	-446.	-87.	1979.	2.0	150	-401.	-79.	2022.	0.2	1.1
149	-446.	-87.	1979.	4.2	151	-439.	-104.	2014.	1.9	4.1
151	-439.	-104.	2014.	2.0	152	-455.	-193.	2054.	0.2	1.1
151	-439.	-104.	2014.	3.9	153	-433.	-112.	2050.	3.3	3.6
153	-433.	-112.	2050.	2.0	154	-470.	-129.	2101.	0.2	1.1
123	-331.	-112.	2050.	3.3	155	-427.	-120.	2083.	2.7	3.0
155	-427.	-120.	2083.	2.0	156	-464.	-132.	2137.	0.2	1.1
155	-427.	-120.	2083.	2.7	157	-421.	-128.	2121.	2.1	2.4
157	-421.	-128.	2121.	2.0	158	-377.	-163.	2153.	0.2	1.1
157	-421.	-128.	2121.	2.1	159	-414.	-135.	2158.	1.6	1.7
159	-414.	-135.	2158.	2.0	160	-413.	-101.	2211.	0.2	1
159	-414.	-135.	2158.	1.6	161	-488.	-142.	2192.	1.8	1.9
162	-505.	-90.	1785.	9.0	162	-520.	-68.	1848.	8.9	8.8
162	-520.	-68.	1848.	0.9	163	-542.	-120.	1957.	0.2	0.5
162	-520.	-68.	1848.	8.9	164	-539.	-85.	1912.	8.0	8.3
164	-535.	-85.	1912.	4.0	165	-526.	-124.	1992.	3.2	3.8
165	-526.	-104.	1992.	0.4	166	-448.	-176.	2159.	0.2	0.3
165	-526.	-104.	1992.	3.5	167	-517.	-121.	2072.	3.0	3.3
167	-517.	-121.	2072.	0.4	168	-438.	-127.	2254.	0.2	0.3
167	-517.	-121.	2072.	3.0	169	-508.	-139.	2152.	2.5	2.8
169	-508.	-139.	2152.	0.4	170	-590.	-206.	2334.	0.2	0.3
169	-508.	-139.	2152.	2.5	171	-499.	-187.	2233.	2.0	2.3
171	-499.	-187.	2233.	0.4	172	-410.	-224.	2401.	0.2	0.3
171	-499.	-187.	2233.	2.0	173	-490.	-174.	2313.	1.9	1.8
173	-490.	-174.	2313.	0.4	174	-448.	-276.	2477.	0.2	0.3
173	-490.	-174.	2313.	1.9	175	-481.	-191.	2393.	1.8	1.3
164	-535.	-85.	1912.	7.0	176	-540.	-94.	1947.	6.3	6.7
176	-540.	-94.	1947.	2.1	177	-619.	-196.	2048.	0.2	1.1
176	-540.	-94.	1947.	6.3	178	-546.	-182.	1981.	5.5	5.9

TABLE IV-3 (Continued)

NODE NO.	SOURCE			DIAM	NODE NO.	TERMINUS			DIAM	AVG STEM DIAM
	X COORD	Y COORD	Z COORD			X COORD	Y COORD	Z COORD		
	WES DATA COLLECTION SITE				J1-Q3TREE NO. 1					
178	-546.	-102.	1981.	2.1	179	-628.	-97.	2098.	0.2	1.1
178	-546.	-102.	1981.	5.5	180	-591.	-110.	2016.	4.8	5.1
180	-551.	-110.	2016.	2.1	181	-514.	-181.	2134.	0.2	1.1
180	-551.	-110.	2016.	4.8	182	-557.	-117.	2051.	4.0	4.4
182	-557.	-117.	2051.	4.0	183	-559.	-123.	2128.	3.5	3.8
183	-559.	-123.	2128.	0.4	184	-549.	-73.	2308.	0.2	0.3
183	-559.	-123.	2128.	3.5	185	-560.	-128.	2206.	3.0	3.3
185	-560.	-128.	2206.	0.4	186	-612.	-182.	2377.	0.2	0.3
185	-560.	-128.	2206.	3.0	187	-562.	-134.	2283.	2.5	2.8
187	-562.	-134.	2283.	0.4	188	-625.	-168.	2455.	0.2	0.3
187	-562.	-134.	2283.	2.5	189	-564.	-139.	2361.	2.0	2.3
189	-564.	-139.	2361.	0.4	190	-617.	-190.	2532.	0.2	0.3
189	-564.	-139.	2361.	2.0	191	-565.	-144.	2438.	1.5	1.8
191	-565.	-144.	2438.	0.4	192	-626.	-127.	2614.	0.2	0.3
191	-565.	-144.	2438.	1.5	193	-567.	-148.	2518.	1.0	1.3
192	-567.	-148.	2518.	4.0	194	-570.	-130.	2108.	3.6	3.8
194	-570.	-130.	2108.	0.8	195	-584.	-340.	2402.	0.2	0.5
194	-570.	-130.	2108.	3.6	196	-582.	-143.	2166.	3.3	3.5
196	-582.	-143.	2166.	0.8	197	-592.	-76.	2521.	0.2	0.5
196	-582.	-143.	2166.	3.3	198	-595.	-155.	2223.	2.9	3.1
198	-595.	-155.	2223.	0.8	199	-749.	-97.	2545.	0.2	0.5
198	-595.	-155.	2223.	2.9	200	-607.	-168.	2281.	2.5	2.7
200	-607.	-168.	2281.	0.8	201	-545.	-314.	2606.	0.2	0.5
200	-607.	-168.	2281.	2.5	202	-620.	-180.	2338.	2.1	2.3
202	-620.	-180.	2338.	0.8	203	-563.	-335.	2660.	0.2	0.5
202	-620.	-180.	2338.	2.1	204	-633.	-193.	2396.	1.8	2.0
204	-633.	-193.	2396.	0.8	205	-763.	-394.	2666.	0.2	0.5
204	-633.	-193.	2396.	1.8	206	-645.	-706.	2453.	1.4	1.6
206	-645.	-206.	2453.	0.8	207	-847.	-200.	2753.	0.2	0.5
206	-645.	-206.	2453.	1.4	208	-658.	-217.	2511.	1.0	1.2
2	-322.	18.	280.	24.0	209	-293.	-79.	1103.	17.0	20.5
209	-295.	-79.	1103.	7.0	210	-267.	-112.	1144.	6.4	6.7
210	-267.	-112.	1144.	1.4	211	-137.	-17.	1216.	0.2	0.8
210	-267.	-112.	1144.	6.4	212	-239.	-144.	1185.	5.8	6.1
212	-239.	-144.	1185.	1.4	213	-334.	-147.	1334.	0.2	0.8
212	-239.	-144.	1185.	5.8	214	-211.	-175.	1225.	5.2	5.5
214	-211.	-175.	1225.	1.4	215	-260.	-343.	1219.	0.2	0.8
214	-211.	-175.	1225.	5.2	216	-183.	-207.	1266.	4.6	4.9
216	-183.	-207.	1266.	1.4	217	-283.	-345.	1314.	0.2	0.8
216	-183.	-207.	1266.	4.6	218	-154.	-239.	1307.	4.0	4.3
218	-154.	-239.	1307.	1.4	219	11.	-268.	1257.	0.2	0.8
218	-154.	-239.	1307.	4.0	220	-128.	-271.	1348.	3.4	3.7
220	-128.	-271.	1348.	1.4	221	-38.	-402.	1271.	0.2	0.8
220	-128.	-271.	1348.	3.4	222	-100.	-303.	1389.	2.8	3.1
222	-100.	-303.	1389.	1.4	223	-87.	-470.	1336.	0.2	0.8
222	-100.	-303.	1389.	2.8	224	-72.	-334.	1429.	2.2	2.5
224	-72.	-334.	1429.	1.4	225	-145.	-308.	1587.	0.2	0.8
224	-72.	-334.	1429.	2.2	226	-44.	-365.	1470.	1.6	1.9
226	-44.	-365.	1470.	1.4	227	130.	-357.	1445.	0.2	0.8
226	-44.	-365.	1470.	1.6	228	-16.	-397.	1511.	1.0	1.3
209	-295.	-79.	1103.	17.0	229	-329.	-211.	1396.	14.0	15.2
229	-329.	-211.	1396.	7.0	230	-311.	-218.	1638.	6.5	6.7
230	-311.	-218.	1638.	1.8	231	-183.	-198.	1712.	0.2	1.0
230	-311.	-218.	1638.	6.5	232	-294.	-224.	1680.	6.1	6.3
232	-294.	-224.	1680.	1.8	233	-208.	-151.	1780.	0.2	1.0
232	-294.	-224.	1680.	6.1	234	-276.	-229.	1722.	5.5	5.9
234	-276.	-229.	1722.	1.8	235	-292.	-177.	1862.	0.2	1.0
234	-276.	-229.	1722.	5.6	236	-298.	-235.	1765.	5.2	5.4
236	-298.	-235.	1765.	1.8	237	-297.	-218.	1908.	0.2	1.0
236	-298.	-235.	1765.	5.2	238	-241.	-241.	1807.	4.7	5.0
238	-241.	-241.	1807.	1.8	239	-123.	-197.	1889.	0.2	1.0
238	-241.	-241.	1807.	4.7	240	-223.	-247.	1849.	4.2	4.5
240	-223.	-247.	1849.	1.8	241	-254.	-215.	1992.	0.2	1.0
240	-223.	-247.	1849.	4.2	242	-205.	-292.	1891.	3.8	4.0
242	-205.	-292.	1891.	1.8	243	-229.	-209.	2032.	0.2	1.0
242	-205.	-292.	1891.	3.8	244	-187.	-258.	1933.	3.3	3.6
244	-187.	-258.	1933.	1.8	245	-216.	-221.	2076.	0.2	1.0
244	-187.	-258.	1933.	3.3	246	-170.	-264.	1975.	2.8	3.1
246	-170.	-264.	1975.	1.8	247	-156.	-378.	2080.	0.2	1.0
246	-170.	-264.	1975.	2.8	248	-152.	-270.	2018.	2.4	2.6
248	-152.	-270.	2018.	1.8	249	-157.	-287.	2154.	0.2	1.0
248	-152.	-270.	2018.	2.4	250	-134.	-275.	2060.	1.9	2.2
250	-134.	-275.	2060.	1.8	251	-166.	-344.	2189.	0.2	1.0
250	-134.	-275.	2060.	1.9	252	-117.	-281.	2102.	1.5	1.7
252	-117.	-281.	2102.	1.8	253	-53.	-201.	2211.	0.2	1.0
252	-117.	-281.	2102.	1.5	254	-99.	-286.	2144.	1.0	1.3
229	-329.	-211.	1396.	12.0	255	-336.	-225.	1637.	11.8	11.9
255	-336.	-225.	1637.	0.2	256	-366.	-266.	1676.	0.2	0.2
255	-336.	-225.	1637.	11.8	257	-344.	-234.	1678.	11.7	11.8
257	-344.	-234.	1678.	0.2	258	-378.	-278.	1717.	0.2	0.2
257	-344.	-234.	1678.	11.7	259	-351.	-245.	1719.	11.5	11.6
259	-351.	-245.	1719.	0.2	260	-397.	-254.	1764.	0.2	0.2
259	-351.	-245.	1719.	11.5	261	-359.	-258.	1780.	11.3	11.4
261	-359.	-258.	1780.	0.2	262	-341.	-294.	1809.	0.2	0.2
261	-359.	-258.	1780.	11.3	263	-388.	-287.	1821.	11.2	11.2
263	-388.	-287.	1821.	0.2	264	-410.	-291.	1842.	0.2	0.2
263	-388.	-287.	1821.	11.2	265	-374.	-277.	1842.	11.0	11.1
265	-374.	-277.	1842.	9.0	266	-358.	-284.	1877.	4.7	4.9
266	-358.	-284.	1877.	0.2	267	-207.	-223.	1939.	0.2	0.2
266	-358.	-284.	1877.	4.7	268	-342.	-289.	1912.	4.4	4.6
268	-342.	-289.	1912.	0.2	269	-338.	-414.	2019.	0.2	0.2
268	-342.	-289.	1912.	4.4	270	-326.	-295.	1947.	4.1	4.3
270	-326.	-295.	1947.	0.2	271	-385.	-384.	2079.	0.2	0.2

(CONTINUED)

(3 of 52 sheets)

TABLE IV-3 (Continued)

NODE NO.	SOURCE				DIAM	NODE NO.	TERMINUS				AVG STEM DIAM	
	X COORD	Y COORD	Z COORD	Z			X COORD	Y COORD	Z COORD	Z		DIAM
	MES DATA COLLECTION SITE						J1-03TREE NO. 1					
270	-326.	-295.	1947.	4.1	272	-310.	-301.	1983.	3.9	4.0		
272	-310.	-301.	1983.	0.2	273	-233.	-206.	2092.	0.2	0.2		
272	-310.	-301.	1983.	3.9	274	-294.	-307.	2018.	3.6	3.8		
274	-294.	-307.	2018.	0.2	275	-330.	-400.	2147.	0.2	0.2		
274	-294.	-307.	2018.	3.6	276	-278.	-312.	2053.	3.3	3.5		
276	-278.	-312.	2053.	0.2	277	-330.	-376.	2195.	0.2	0.2		
276	-278.	-312.	2053.	3.3	278	-262.	-318.	2088.	3.0	3.2		
278	-262.	-318.	2088.	0.2	279	-285.	-426.	2209.	0.2	0.2		
278	-262.	-318.	2088.	3.0	280	-247.	-324.	2123.	2.7	2.9		
280	-247.	-324.	2123.	0.2	281	-294.	-368.	2261.	0.2	0.2		
280	-247.	-324.	2123.	2.7	282	-231.	-329.	2158.	2.4	2.6		
282	-231.	-329.	2158.	0.2	283	-287.	-351.	2312.	0.2	0.2		
282	-231.	-329.	2158.	2.4	284	-219.	-335.	2193.	2.1	2.3		
284	-219.	-335.	2193.	0.2	285	-258.	-299.	2347.	0.2	0.2		
284	-219.	-335.	2193.	2.1	286	-199.	-341.	2229.	1.8	2.0		
286	-199.	-341.	2229.	0.2	287	-48.	-327.	2291.	0.2	0.2		
286	-199.	-341.	2229.	1.8	288	-183.	-347.	2264.	1.6	2.0		
288	-183.	-347.	2264.	0.2	289	-123.	-249.	2381.	0.2	0.2		
288	-183.	-347.	2264.	1.6	290	-167.	-392.	2299.	1.3	1.5		
290	-167.	-352.	2299.	0.2	291	-36.	-436.	2360.	0.2	0.2		
290	-167.	-352.	2299.	1.3	292	-151.	-357.	2334.	1.0	1.2		
292	-374.	-277.	1842.	6.0	293	-394.	-304.	1930.	5.2	5.6		
293	-394.	-304.	1930.	0.3	294	-449.	-332.	2025.	0.2	0.2		
293	-394.	-304.	1930.	5.2	295	-417.	-330.	2018.	4.3	4.8		
295	-417.	-330.	2018.	0.3	296	-467.	-372.	2110.	0.2	0.2		
295	-417.	-330.	2018.	4.3	297	-439.	-359.	2105.	3.5	3.9		
297	-439.	-359.	2105.	0.3	298	-492.	-390.	2199.	0.2	0.2		
297	-439.	-359.	2105.	3.5	299	-461.	-381.	2193.	2.7	3.1		
299	-461.	-381.	2193.	0.3	300	-511.	-423.	2286.	0.2	0.2		
299	-461.	-381.	2193.	2.7	301	-482.	-407.	2281.	1.8	3.8		
301	-482.	-407.	2281.	0.3	302	-498.	-411.	2393.	0.2	0.2		
301	-482.	-407.	2281.	1.8	303	-504.	-432.	2369.	1.0	1.4		
305	-374.	-277.	1842.	9.0	304	-400.	-291.	1908.	10.0	9.5		
304	-400.	-291.	1908.	4.0	305	-344.	-343.	1974.	3.4	3.7		
305	-344.	-343.	1974.	0.8	306	-341.	-420.	2016.	0.2	0.5		
305	-344.	-343.	1974.	3.4	307	-333.	-393.	2043.	2.8	3.1		
307	-333.	-393.	2043.	0.8	308	-312.	-412.	2130.	0.2	0.5		
307	-333.	-393.	2043.	2.8	309	-299.	-444.	2111.	2.2	2.5		
309	-299.	-444.	2111.	0.8	310	-304.	-501.	2181.	0.2	0.5		
309	-299.	-444.	2111.	2.2	311	-266.	-484.	2178.	1.8	1.9		
311	-266.	-494.	2178.	0.8	312	-233.	-571.	2216.	0.2	0.5		
311	-266.	-494.	2178.	1.6	313	-232.	-544.	2246.	1.8	1.3		
304	-400.	-291.	1908.	10.0	314	-425.	-326.	2034.	9.0	9.5		
314	-425.	-326.	2034.	5.0	315	-427.	-330.	2108.	4.4	4.7		
315	-427.	-330.	2108.	1.0	316	-378.	-324.	2255.	0.2	0.6		
315	-427.	-330.	2108.	4.4	317	-428.	-333.	2181.	3.9	4.2		
317	-428.	-333.	2181.	1.0	318	-491.	-318.	2327.	0.2	0.6		
317	-428.	-333.	2181.	3.9	319	-430.	-338.	2255.	3.1	3.8		
319	-430.	-336.	2255.	1.0	320	-381.	-335.	2402.	0.2	0.6		
319	-430.	-336.	2255.	3.1	321	-432.	-338.	2329.	2.7	3.0		
321	-432.	-338.	2329.	1.0	322	-398.	-382.	2474.	0.2	0.6		
321	-432.	-338.	2329.	2.7	323	-434.	-341.	2403.	2.1	2.4		
323	-434.	-341.	2403.	1.0	324	-467.	-391.	2546.	0.2	0.6		
323	-434.	-341.	2403.	2.1	325	-432.	-344.	2476.	1.8	1.9		
325	-432.	-344.	2476.	1.0	326	-443.	-403.	2620.	0.2	0.6		
325	-432.	-344.	2476.	1.8	327	-437.	-346.	2550.	1.8	1.3		
314	-425.	-326.	2034.	6.0	328	-438.	-358.	2508.	5.4	5.7		
328	-438.	-358.	2508.	1.2	329	-457.	-381.	2241.	0.2	0.7		
328	-438.	-358.	2508.	5.4	330	-451.	-388.	2082.	4.9	5.2		
330	-451.	-388.	2082.	1.2	331	-401.	-436.	2247.	0.2	0.7		
330	-451.	-388.	2082.	4.9	332	-465.	-419.	2106.	4.3	4.6		
332	-465.	-419.	2106.	1.2	333	-622.	-515.	2121.	0.2	0.7		
332	-465.	-419.	2106.	4.3	334	-478.	-449.	2130.	3.8	3.6		
334	-478.	-449.	2130.	1.2	335	-451.	-487.	2307.	0.2	0.7		
334	-478.	-449.	2130.	3.8	336	-491.	-480.	2155.	3.2	3.5		
336	-491.	-480.	2155.	1.2	337	-544.	-455.	2127.	0.2	0.7		
336	-491.	-480.	2155.	3.2	338	-504.	-510.	2179.	2.7	3.0		
338	-504.	-510.	2179.	1.2	339	-472.	-482.	2189.	0.2	0.7		
338	-504.	-510.	2179.	2.7	340	-518.	-541.	2203.	2.1	2.4		
340	-518.	-541.	2203.	1.2	341	-620.	-551.	2356.	0.2	0.7		
340	-518.	-541.	2203.	2.1	342	-531.	-571.	2227.	1.6	1.9		
342	-531.	-571.	2227.	1.2	343	-502.	-619.	2404.	0.2	0.7		
342	-531.	-571.	2227.	1.6	344	-544.	-601.	2251.	1.0	1.3		
314	-425.	-326.	2034.	5.0	345	-427.	-318.	2111.	4.8	4.8		
345	-427.	-318.	2111.	1.5	346	-572.	-70.	2437.	0.2	0.8		
345	-427.	-318.	2111.	4.8	347	-428.	-294.	2187.	4.3	4.3		
347	-428.	-294.	2187.	1.5	348	-369.	-414.	2596.	0.2	0.8		
347	-428.	-294.	2187.	4.3	349	-430.	-277.	2264.	3.8	4.1		
349	-430.	-277.	2264.	1.5	350	-578.	-365.	2661.	0.2	0.8		
349	-430.	-277.	2264.	3.8	351	-432.	-284.	2340.	3.5	3.7		
351	-432.	-284.	2340.	1.5	352	-510.	-381.	2746.	0.2	0.8		
351	-432.	-284.	2340.	3.5	353	-433.	-244.	2417.	3.2	3.4		
353	-433.	-244.	2417.	1.5	354	-642.	-90.	2761.	0.2	0.8		
353	-433.	-244.	2417.	3.2	355	-433.	-228.	2453.	2.8	3.0		
355	-433.	-228.	2453.	1.5	356	-641.	-67.	2830.	0.2	0.8		
355	-433.	-228.	2453.	2.8	357	-434.	-211.	2570.	2.3	2.7		
357	-434.	-211.	2570.	1.5	358	-905.	-335.	2977.	0.2	0.8		
357	-434.	-211.	2570.	2.3	359	-438.	-192.	2848.	2.1	2.3		
359	-438.	-192.	2848.	1.5	360	-988.	42.	2974.	0.2	0.7		
359	-438.	-192.	2848.	2.1	361	-440.	-178.	2723.	1.7	1.9		
361	-440.	-178.	2723.	1.5	362	-263.	-208.	3115.	0.2	0.8		
361	-440.	-178.	2723.	1.7	363	-441.	-182.	2799.	1.8	1.8		
363	-441.	-182.	2799.	1.5	364	-459.	128.	3118.	0.2	0.8		
363	-441.	-182.	2799.	1.8	365	-443.	-144.	2878.	1.8	1.2		

(CONTINUED)

(4 of 52 sheets)

TABLE IV-3 (Continued)

NODE NO.	SOURCE		Z COORD	DIAM	NODE NO.	TERMINUS		Z COORD	DIAM	AVG STEM DIAM
	X COORD	Y COORD				X COORD	Y COORD			
WES DATA COLLECTION SITE J1-03 TREE NO. 2										
1	-178.	-196.	-12.	21.0	2	-104.	-374.	1673.	9.0	15.0
2	-104.	-374.	1673.	4.0	3	-84.	-423.	1740.	1.0	2.5
2	-104.	-374.	1673.	9.0	4	-104.	-369.	1748.	9.0	9.0
4	-104.	-369.	1748.	3.0	5	-137.	-420.	1789.	3.0	3.0
4	-104.	-369.	1748.	9.0	6	-104.	-365.	1799.	6.0	6.0
6	-104.	-365.	1799.	3.0	7	-35.	-481.	1930.	2.0	3.0
6	-104.	-365.	1799.	8.0	8	-94.	-385.	1833.	8.0	8.0
8	-94.	-385.	1833.	3.0	9	-127.	-436.	1911.	3.0	3.0
8	-94.	-385.	1833.	8.0	10	-63.	-415.	2010.	7.0	7.5
10	-63.	-415.	2010.	3.0	11	-29.	-465.	2057.	3.0	3.0
10	-63.	-415.	2010.	4.0	12	-61.	-412.	2029.	4.0	4.0
12	-61.	-412.	2029.	1.0	13	-48.	-386.	2046.	0.2	0.6
12	-61.	-412.	2029.	4.0	14	-59.	-407.	2047.	4.0	4.0
14	-59.	-407.	2047.	1.0	15	-42.	-384.	2064.	0.2	0.6
14	-59.	-407.	2047.	4.0	16	-57.	-403.	2066.	4.0	4.0
16	-57.	-403.	2066.	1.0	17	-30.	-397.	2089.	0.2	0.6
16	-57.	-403.	2066.	4.0	18	-54.	-390.	2084.	4.0	4.0
18	-54.	-399.	2084.	1.0	19	-71.	-380.	2106.	0.2	0.6
18	-54.	-399.	2084.	4.0	20	-52.	-395.	2103.	4.0	4.0
20	-52.	-399.	2103.	1.0	21	-29.	-379.	2121.	0.2	0.6
20	-52.	-399.	2103.	4.0	22	-50.	-390.	2121.	4.0	4.0
22	-50.	-390.	2121.	1.0	23	-71.	-387.	2148.	0.2	0.6
22	-50.	-390.	2121.	4.0	24	-48.	-385.	2140.	4.0	4.0
10	-63.	-415.	2010.	6.0	25	-48.	-430.	2033.	6.0	6.0
25	-48.	-430.	2033.	6.0	26	-40.	-436.	2067.	6.0	6.0
26	-40.	-436.	2067.	0.6	27	11.	-483.	2061.	0.2	0.4
26	-40.	-436.	2067.	6.0	28	-33.	-441.	2100.	6.0	6.0
28	-33.	-441.	2100.	0.6	29	-64.	-503.	2111.	0.2	0.4
28	-33.	-441.	2100.	6.0	30	-25.	-446.	2134.	6.0	6.0
30	-25.	-446.	2134.	0.6	31	-10.	-514.	2140.	0.2	0.4
30	-25.	-446.	2134.	6.0	32	-18.	-451.	2168.	6.0	6.0
32	-18.	-451.	2168.	0.6	33	29.	-502.	2162.	0.2	0.4
32	-18.	-451.	2168.	6.0	34	-10.	-456.	2201.	6.0	6.0
34	-10.	-456.	2201.	0.6	35	-69.	-432.	2231.	0.2	0.4
34	-10.	-456.	2201.	6.0	36	-3.	-461.	2235.	6.0	6.0
36	-3.	-461.	2235.	0.6	37	-60.	-433.	2265.	0.2	0.4
36	-3.	-461.	2235.	6.0	38	5.	-466.	2269.	6.0	6.0
38	5.	-466.	2269.	0.6	39	5.	-400.	2290.	0.6	0.4
38	5.	-466.	2269.	6.0	40	12.	-471.	2303.	6.0	6.0
40	12.	-471.	2303.	0.6	41	-4.	-408.	2328.	0.2	0.4
40	12.	-471.	2303.	6.0	42	20.	-476.	2336.	6.0	6.0
42	20.	-476.	2336.	0.6	43	55.	-417.	2350.	0.2	0.4
42	20.	-476.	2336.	6.0	44	27.	-480.	2370.	6.0	6.0
25	-48.	-430.	2033.	6.0	45	-28.	-417.	2136.	4.0	5.0
45	-48.	-430.	2033.	4.0	46	-37.	-425.	2165.	3.6	3.8
46	-37.	-425.	2165.	0.7	47	-58.	-460.	2150.	0.2	0.4
46	-37.	-425.	2165.	3.6	48	-46.	-431.	2194.	3.1	3.4
48	-46.	-431.	2194.	0.6	49	-81.	-454.	2178.	0.2	0.4
48	-46.	-431.	2194.	3.1	50	-55.	-438.	2223.	2.7	2.9
50	-55.	-438.	2223.	0.5	51	-14.	-442.	2236.	0.2	0.3
50	-55.	-438.	2223.	2.7	52	-65.	-445.	2253.	2.3	2.5
52	-65.	-445.	2253.	0.5	53	-23.	-442.	2266.	0.2	0.3
52	-65.	-445.	2253.	2.3	54	-74.	-452.	2282.	1.9	2.1
54	-74.	-452.	2282.	0.4	55	-109.	-472.	2264.	0.2	0.3
54	-74.	-452.	2282.	1.9	56	-83.	-458.	2311.	1.4	1.6
56	-83.	-458.	2311.	0.3	57	-78.	-501.	2305.	0.2	0.2
56	-83.	-458.	2311.	1.4	58	-92.	-464.	2340.	1.0	1.2
45	-28.	-420.	2221.	4.0	59	-27.	-403.	2191.	4.0	4.0
59	-27.	-403.	2191.	3.0	60	-28.	-420.	2221.	2.7	2.9
60	-28.	-420.	2221.	0.5	61	5.	-446.	2209.	0.2	0.4
60	-28.	-420.	2221.	2.7	62	-29.	-436.	2252.	2.3	2.5
62	-29.	-436.	2252.	0.5	63	5.	-415.	2264.	0.2	0.4
62	-29.	-436.	2252.	2.3	64	-30.	-452.	2282.	2.0	2.2
64	-30.	-452.	2282.	0.4	65	-51.	-483.	2266.	0.2	0.3
64	-30.	-452.	2282.	2.0	66	-30.	-468.	2313.	1.7	1.8
66	-30.	-468.	2313.	0.3	67	9.	-458.	2320.	0.2	0.2
66	-30.	-468.	2313.	1.7	68	-31.	-484.	2343.	1.3	1.5
68	-31.	-484.	2343.	0.3	69	-43.	-449.	2362.	0.2	0.2
68	-31.	-484.	2343.	1.3	70	-32.	-499.	2374.	1.0	1.2
59	-27.	-403.	2191.	4.0	71	8.	-469.	2189.	3.0	4.0
71	8.	-469.	2189.	3.0	72	-1.	-434.	2267.	2.6	2.8
72	-1.	-434.	2267.	0.5	73	82.	-487.	2453.	0.2	0.4
72	-1.	-434.	2267.	2.6	74	-10.	-407.	2346.	2.2	2.4
74	-10.	-407.	2346.	0.4	75	-42.	-499.	2533.	0.2	0.3
74	-10.	-407.	2346.	2.2	76	-20.	-379.	2426.	1.8	2.0
76	-20.	-379.	2426.	0.4	77	3.	-468.	2616.	0.2	0.3
76	-20.	-379.	2426.	1.8	78	-29.	-352.	2505.	1.4	1.6
78	-29.	-352.	2505.	0.3	79	-131.	-193.	2597.	0.2	0.2
78	-29.	-352.	2505.	1.4	80	-38.	-324.	2584.	1.0	1.2
71	8.	-460.	2188.	3.0	81	9.	-460.	2213.	2.8	2.9
81	9.	-460.	2213.	0.7	82	79.	-470.	2270.	0.2	0.4
81	9.	-460.	2213.	2.8	83	10.	-460.	2239.	2.5	2.6
83	10.	-460.	2239.	0.6	84	50.	-316.	2297.	0.2	0.4
83	10.	-460.	2239.	2.5	85	10.	-459.	2264.	2.2	2.4
85	10.	-459.	2264.	0.6	86	7.	-527.	2324.	0.2	0.4
85	10.	-459.	2264.	2.2	87	11.	-458.	2289.	2.0	2.1
87	11.	-458.	2289.	0.5	88	6.	-388.	2346.	0.2	0.4
87	11.	-458.	2289.	2.0	89	12.	-458.	2314.	1.8	1.9
89	12.	-458.	2314.	0.4	90	-42.	-415.	2373.	0.2	0.3
89	12.	-458.	2314.	1.8	91	13.	-457.	2339.	1.5	1.6
91	13.	-457.	2339.	0.4	92	-90.	-429.	2399.	0.2	0.3
91	13.	-457.	2339.	1.5	93	13.	-457.	2365.	1.2	1.4
93	13.	-457.	2365.	0.3	94	-54.	-450.	2425.	0.2	0.2
93	13.	-457.	2365.	1.2	95	14.	-455.	2390.	1.0	1.1

(CONTINUED)

(5 of 52 sheets)

TABLE IV-3 (Continued)

NODE NO.	SOURCE		TERMINUS							AVG STEM DIAM
	X COORD	Y COORD	Z COORD	DIAM	NODE NO.	X COORD	Y COORD	Z COORD	DIAM	
WES DATA COLLECTION SITE J1-03 TREE NO. 2										
24	-48.	-430.	2033.	3.0	96	-46.	-374.	2173.	2.7	2.0
96	-46.	-374.	2173.	0.7	97	-82.	-373.	2211.	0.2	0.4
96	-46.	-374.	2173.	2.7	98	-43.	-362.	2206.	2.3	2.5
98	-43.	-362.	2206.	0.6	99	-37.	-389.	2251.	0.2	0.4
98	99.	-389.	2251.	2.3	100	-41.	-350.	2238.	2.0	2.2
100	-41.	-350.	2238.	0.5	101	-78.	-353.	2278.	0.2	0.4
100	-41.	-350.	2238.	2.0	102	-39.	-339.	2271.	1.7	1.0
102	-39.	-339.	2271.	0.4	103	-65.	-301.	2295.	0.2	0.3
102	-39.	-339.	2271.	1.7	104	-36.	-327.	2304.	1.3	1.5
104	-36.	-327.	2304.	0.3	105	1.	-297.	2327.	0.2	0.2
104	-36.	-327.	2304.	1.3	106	-34.	-314.	2337.	1.0	1.2
24	-48.	-430.	2033.	4.0	107	-33.	-332.	2447.	1.0	2.5
WES DATA COLLECTION SITE J1-03 TREE NO. 3										
1	210.	-119.	-6.	28.0	2	236.	-192.	1809.	10.0	23.0
2	236.	-192.	1809.	4.0	3	345.	-246.	1910.	3.0	3.5
2	236.	-192.	1809.	10.0	4	217.	-185.	1890.	9.6	9.0
4	217.	-185.	1890.	2.0	5	142.	-153.	1869.	0.2	1.1
4	217.	-185.	1890.	9.6	6	198.	-177.	1971.	9.2	9.4
6	198.	-177.	1971.	2.0	7	130.	-132.	1950.	0.2	1.1
6	198.	-177.	1971.	9.2	8	178.	-168.	2051.	0.0	9.0
8	178.	-168.	2051.	2.0	9	172.	-84.	2041.	0.2	1.1
8	178.	-168.	2051.	8.8	10	159.	-146.	2132.	0.4	0.6
10	159.	-146.	2132.	2.0	11	116.	-232.	2129.	0.2	1.1
10	159.	-146.	2132.	8.4	12	140.	-191.	2213.	0.0	0.2
12	140.	-151.	2213.	7.0	13	133.	-145.	2251.	0.5	0.8
13	133.	-145.	2251.	0.7	14	123.	-114.	2286.	0.2	0.4
13	133.	-145.	2251.	6.5	15	124.	-138.	2289.	0.0	0.2
15	126.	-138.	2289.	0.7	16	114.	-153.	2332.	0.2	0.4
15	126.	-138.	2289.	6.0	17	119.	-131.	2327.	2.2	2.0
17	119.	-131.	2327.	0.7	18	99.	-104.	2361.	0.2	0.4
17	119.	-131.	2327.	5.5	19	112.	-123.	2382.	2.0	2.2
19	112.	-123.	2382.	0.7	20	121.	-98.	2405.	0.2	0.4
19	112.	-123.	2382.	5.0	21	109.	-116.	2409.	4.2	4.0
21	106.	-116.	2409.	0.7	22	109.	-88.	2441.	0.2	0.4
21	106.	-116.	2409.	4.5	23	99.	-107.	2442.	4.0	4.2
23	99.	-107.	2442.	0.7	24	80.	-82.	2476.	0.2	0.4
23	99.	-107.	2442.	4.0	25	92.	-102.	2480.	3.5	3.8
25	92.	-102.	2480.	0.7	26	103.	-108.	2525.	0.2	0.4
25	92.	-102.	2480.	3.5	27	85.	-94.	2510.	3.0	3.2
12	140.	-151.	2213.	5.0	28	143.	-151.	2242.	4.5	4.0
28	143.	-151.	2242.	0.5	29	44.	-188.	2291.	0.2	0.4
28	143.	-151.	2242.	4.5	30	145.	-151.	2271.	4.0	4.2
30	145.	-151.	2271.	0.5	31	70.	-75.	2310.	0.2	0.4
30	145.	-151.	2271.	4.0	32	148.	-150.	2300.	3.5	3.8
32	148.	-150.	2300.	0.5	33	54.	-102.	2347.	0.2	0.4
32	148.	-150.	2300.	3.5	34	151.	-149.	2328.	3.0	3.2
34	151.	-149.	2328.	0.5	35	119.	-45.	2369.	0.2	0.4
34	151.	-149.	2328.	3.0	36	153.	-149.	2357.	2.5	2.0
36	153.	-149.	2357.	0.5	37	245.	-84.	2387.	0.2	0.4
36	153.	-149.	2357.	2.5	38	196.	-148.	2386.	2.0	2.2
38	156.	-148.	2386.	0.5	39	266.	-128.	2416.	0.2	0.4
38	156.	-148.	2386.	2.0	40	198.	-148.	2415.	1.5	1.0
40	158.	-148.	2415.	0.5	41	85.	-98.	2462.	0.2	0.4
40	158.	-148.	2415.	1.5	42	161.	-146.	2444.	1.0	1.2
2	236.	-192.	1809.	16.0	43	248.	-203.	1903.	16.0	16.0
43	248.	-203.	1903.	5.0	44	263.	-238.	1927.	4.0	4.5
43	248.	-203.	1903.	3.0	45	323.	-204.	2080.	3.0	3.0
43	248.	-203.	1903.	15.0	46	251.	-209.	2000.	15.0	15.0
46	251.	-209.	2000.	6.0	47	281.	-228.	2069.	5.3	5.6
47	281.	-228.	2069.	0.3	48	292.	-210.	2148.	0.2	0.2
47	281.	-228.	2069.	5.3	49	311.	-246.	2139.	4.6	5.0
49	311.	-246.	2139.	0.3	50	367.	-285.	2184.	0.2	0.2
49	311.	-246.	2139.	4.6	51	341.	-264.	2208.	3.9	4.2
51	341.	-264.	2208.	0.3	52	403.	-260.	2262.	0.2	0.2
51	341.	-264.	2208.	3.9	53	372.	-282.	2278.	3.1	3.5
53	372.	-282.	2278.	0.3	54	435.	-284.	2329.	0.2	0.2
53	372.	-282.	2278.	3.1	55	402.	-300.	2347.	2.4	2.0
55	402.	-300.	2347.	0.3	56	426.	-277.	2422.	0.2	0.2
55	402.	-300.	2347.	2.4	57	432.	-318.	2417.	1.7	2.0
57	432.	-318.	2417.	0.3	58	477.	-368.	2464.	0.2	0.2
57	432.	-318.	2417.	1.7	59	402.	-335.	2480.	1.0	1.4
46	251.	-209.	2000.	7.0	60	244.	-252.	2586.	4.1	6.6
60	249.	-252.	2086.	0.7	61	369.	-287.	2243.	0.2	0.4
60	249.	-252.	2086.	6.1	62	247.	-295.	2172.	5.3	5.7
62	247.	-295.	2172.	0.7	63	207.	-251.	2364.	0.2	0.4
62	247.	-295.	2172.	5.3	64	245.	-337.	2258.	4.4	4.8
64	245.	-337.	2258.	0.7	65	193.	-297.	2448.	0.2	0.4
64	245.	-337.	2258.	4.4	66	242.	-379.	2343.	3.6	4.0
66	242.	-379.	2343.	0.7	67	296.	-344.	2534.	0.2	0.4
66	242.	-379.	2343.	3.6	68	240.	-421.	2429.	2.7	3.2
68	240.	-421.	2429.	0.7	69	248.	-374.	2425.	0.2	0.4
68	240.	-421.	2429.	2.7	70	238.	-464.	2515.	1.9	3.9
70	238.	-464.	2515.	0.7	71	289.	-644.	2579.	0.2	0.4
70	238.	-464.	2515.	1.9	72	236.	-505.	2601.	1.0	1.4
46	251.	-209.	2000.	5.0	73	274.	-207.	2827.	4.4	4.7
73	274.	-209.	2057.	0.5	74	346.	-250.	2872.	0.2	0.4
73	274.	-209.	2057.	4.4	75	296.	-280.	2412.	3.9	4.2
75	296.	-280.	2412.	0.5	76	319.	-275.	2152.	0.2	0.4
75	296.	-280.	2412.	3.9	77	319.	-192.	2172.	3.3	3.6
77	319.	-192.	2172.	0.5	78	294.	-258.	2227.	0.2	0.4
77	319.	-192.	2172.	3.3	79	341.	-191.	2238.	2.7	3.0
79	341.	-191.	2238.	0.5	80	381.	-116.	2247.	6.2	6.4

TABLE IV-3 (Continued)

NODE NO.	SOURCE				DIAM	NODE NO.	TERMINUS				AVG STEM DIAM
	X COORD	Y COORD	Z COORD	DIAM			X COORD	Y COORD	Z COORD	DIAM	
	MES DATA COLLECTION SITE J1-03 TREE NO. 3										
79	341.	-191.	2250.	2.7	81	364.	-186.	2287.	2.1	2.4	
81	364.	-186.	2287.	0.5	82	345.	-112.	2326.	0.2	0.4	
81	364.	-186.	2287.	2.1	83	386.	-181.	2345.	1.6	1.1	
83	386.	-181.	2345.	0.5	84	352.	-117.	2392.	0.2	0.4	
83	386.	-181.	2345.	1.6	85	409.	-175.	2402.	1.0	1.3	
46	251.	-209.	2000.	15.0	86	248.	-230.	2166.	12.0	11.5	
86	248.	-230.	2166.	3.0	87	205.	-297.	2189.	2.0	2.5	
86	248.	-230.	2166.	3.0	88	263.	-207.	2173.	2.7	3.8	
88	263.	-207.	2173.	0.6	89	226.	-159.	2239.	0.2	1.4	
88	263.	-207.	2173.	2.7	90	279.	-183.	2181.	2.3	2.9	
90	279.	-183.	2181.	0.6	91	253.	-121.	2226.	0.2	1.4	
90	279.	-183.	2181.	2.3	92	294.	-159.	2188.	2.0	2.2	
92	294.	-159.	2188.	0.6	93	322.	-156.	2273.	0.2	0.4	
92	294.	-159.	2188.	2.0	94	309.	-134.	2196.	1.7	1.8	
94	309.	-134.	2196.	0.6	95	266.	-77.	2248.	0.2	0.4	
94	309.	-134.	2196.	1.7	96	325.	-110.	2203.	1.3	1.9	
96	325.	-110.	2203.	0.6	97	293.	-34.	2170.	0.2	0.4	
96	325.	-110.	2203.	1.3	98	340.	-65.	2211.	1.0	1.2	
86	248.	-230.	2166.	4.0	99	261.	-239.	2193.	3.8	3.9	
99	261.	-239.	2193.	0.8	100	292.	-296.	2241.	0.2	0.5	
99	261.	-239.	2193.	3.8	101	274.	-248.	2220.	3.5	3.6	
101	274.	-248.	2220.	0.8	102	282.	-301.	2279.	0.2	0.5	
101	274.	-248.	2220.	3.5	103	286.	-256.	2247.	3.3	3.4	
103	286.	-256.	2247.	0.8	104	300.	-312.	2303.	0.2	0.5	
103	286.	-256.	2247.	3.3	105	299.	-264.	2274.	3.1	3.2	
105	299.	-264.	2274.	0.8	106	335.	-320.	2320.	0.2	0.5	
105	299.	-264.	2274.	3.1	107	312.	-273.	2301.	2.6	3.0	
107	312.	-273.	2301.	0.8	108	368.	-262.	2356.	0.2	0.5	
107	312.	-273.	2301.	2.8	109	325.	-281.	2328.	2.6	2.7	
109	325.	-281.	2328.	0.8	110	350.	-262.	2401.	0.2	0.5	
109	325.	-281.	2328.	2.6	111	337.	-289.	2354.	2.4	2.5	
111	337.	-289.	2354.	0.8	112	394.	-274.	2411.	0.2	0.5	
111	337.	-289.	2354.	2.4	113	350.	-297.	2381.	2.2	2.3	
113	350.	-297.	2381.	0.8	114	408.	-335.	2422.	0.2	0.5	
113	350.	-297.	2381.	2.2	115	363.	-306.	2408.	1.9	2.0	
115	363.	-306.	2408.	0.8	116	427.	-332.	2450.	0.2	0.5	
115	363.	-306.	2408.	1.9	117	376.	-314.	2435.	1.7	1.8	
117	376.	-314.	2435.	0.8	118	417.	-295.	2501.	0.2	0.5	
117	376.	-314.	2435.	1.7	119	388.	-322.	2462.	1.5	1.6	
119	388.	-322.	2462.	0.8	120	426.	-303.	2530.	0.2	0.5	
119	388.	-322.	2462.	1.5	121	401.	-331.	2489.	1.2	1.4	
121	401.	-331.	2489.	0.8	122	483.	-328.	2451.	0.2	0.5	
121	401.	-331.	2489.	1.2	123	414.	-338.	2516.	1.0	1.1	
86	248.	-230.	2166.	12.0	124	253.	-230.	2234.	12.0	12.0	
124	253.	-230.	2234.	8.0	125	250.	-235.	2266.	7.7	7.8	
125	250.	-235.	2266.	0.8	126	311.	-287.	2413.	0.2	0.5	
125	250.	-235.	2266.	7.7	127	246.	-239.	2298.	7.5	7.6	
127	246.	-239.	2298.	0.8	128	272.	-330.	2436.	0.2	0.5	
127	246.	-239.	2298.	7.5	129	243.	-243.	2330.	7.2	7.4	
129	243.	-243.	2330.	0.8	130	282.	-198.	2486.	0.2	0.5	
129	243.	-243.	2330.	7.2	131	240.	-247.	2361.	6.9	7.0	
131	240.	-247.	2361.	0.8	132	294.	-312.	2506.	0.2	0.5	
131	240.	-247.	2361.	6.9	133	236.	-251.	2393.	6.7	6.8	
133	236.	-251.	2393.	0.8	134	218.	-352.	2526.	0.2	0.5	
133	236.	-251.	2393.	6.7	135	233.	-255.	2425.	6.4	6.6	
135	233.	-255.	2425.	0.8	136	276.	-333.	2567.	0.2	0.5	
135	233.	-255.	2425.	6.4	137	230.	-259.	2457.	6.1	6.2	
137	230.	-259.	2457.	0.8	138	281.	-228.	2613.	0.2	0.5	
137	230.	-259.	2457.	6.1	139	226.	-263.	2489.	5.8	6.0	
139	226.	-263.	2489.	0.8	140	179.	-203.	2638.	0.2	0.5	
139	226.	-263.	2489.	5.8	141	223.	-267.	2521.	5.6	5.7	
141	223.	-267.	2521.	0.8	142	125.	-290.	2655.	0.2	0.5	
141	223.	-267.	2521.	5.6	143	220.	-271.	2552.	5.3	5.4	
143	220.	-271.	2552.	0.8	144	241.	-364.	2690.	0.2	0.5	
143	220.	-271.	2552.	5.3	145	216.	-275.	2584.	5.0	5.2	
145	216.	-275.	2584.	0.8	146	263.	-349.	2727.	0.2	0.5	
145	216.	-275.	2584.	5.0	147	213.	-279.	2613.	4.8	4.9	
147	213.	-279.	2613.	0.8	148	119.	-267.	2755.	0.2	0.5	
147	213.	-279.	2613.	4.8	149	209.	-283.	2648.	4.5	4.6	
149	209.	-283.	2648.	0.8	150	174.	-219.	2799.	0.2	0.5	
149	209.	-283.	2648.	4.5	151	206.	-286.	2680.	4.2	4.4	
151	206.	-286.	2680.	0.8	152	172.	-223.	2831.	0.2	0.5	
151	206.	-286.	2680.	4.2	153	203.	-290.	2712.	4.0	4.1	
153	203.	-290.	2712.	0.8	154	152.	-383.	2842.	0.2	0.5	
153	203.	-290.	2712.	4.0	155	199.	-294.	2744.	3.7	3.8	
155	199.	-294.	2744.	0.8	156	262.	-284.	2899.	0.2	0.5	
155	199.	-294.	2744.	3.7	157	196.	-298.	2775.	3.4	3.6	
157	196.	-298.	2775.	0.8	158	198.	-398.	2910.	0.2	0.5	
157	196.	-298.	2775.	3.4	159	193.	-302.	2807.	3.1	3.2	
159	193.	-302.	2807.	0.8	160	167.	-403.	2939.	0.2	0.5	
159	193.	-302.	2807.	3.1	161	189.	-306.	2839.	2.9	3.0	
161	189.	-306.	2839.	0.8	162	241.	-375.	2983.	0.2	0.5	
161	189.	-306.	2839.	2.9	163	186.	-310.	2871.	2.6	2.8	
163	186.	-310.	2871.	0.8	164	111.	-270.	3055.	0.2	0.5	
163	186.	-310.	2871.	2.6	165	183.	-314.	2903.	2.4	2.5	
165	183.	-314.	2903.	0.8	166	165.	-415.	3036.	0.2	0.5	
165	183.	-314.	2903.	2.4	167	179.	-318.	2935.	2.1	2.2	
167	179.	-318.	2935.	0.8	168	103.	-192.	3065.	0.2	0.5	
167	179.	-318.	2935.	2.1	169	176.	-322.	2966.	1.8	2.0	
169	176.	-322.	2966.	0.8	170	86.	-375.	3098.	0.2	0.5	
169	176.	-322.	2966.	1.8	171	173.	-326.	2998.	1.5	1.6	
171	173.	-326.	2998.	0.8	172	87.	-298.	3140.	0.2	0.5	
171	173.	-326.	2998.	1.5	173	169.	-330.	3030.	1.3	1.4	
173	169.	-330.	3030.	0.8	174	213.	-405.	3173.	0.2	0.5	

(CONTINUED)

(7 of 52 sheets)

TABLE IV-3 (Continued)

NODE NO.	SOURCE			DIAM	NODE NO.	TERMINUS			DIAM	AVG STEM DIAM
	X COORD	Y COORD	Z COORD			X COORD	Y COORD	Z COORD		
MES DATA COLLECTION SITE J1-03 TREE NO. 3										
173	189.	-330.	3030.	1.3	175	166.	-333.	3062.	1.0	1.2
174	253.	-230.	2234.	5.0	176	259.	-241.	2223.	4.8	4.9
176	255.	-241.	2223.	0.5	177	262.	-277.	2211.	0.2	0.4
176	255.	-241.	2223.	4.8	178	258.	-252.	2211.	4.5	4.6
178	258.	-252.	2211.	0.5	179	251.	-264.	2176.	0.2	0.4
178	258.	-252.	2211.	4.5	180	260.	-262.	2200.	4.2	4.4
180	260.	-262.	2200.	0.5	181	249.	-279.	2168.	0.2	0.4
180	260.	-262.	2200.	4.2	182	263.	-272.	2188.	4.0	4.1
182	263.	-272.	2188.	0.5	183	255.	-285.	2153.	0.2	0.4
182	263.	-272.	2188.	4.0	184	265.	-283.	2177.	3.8	3.9
184	265.	-283.	2177.	0.5	185	253.	-311.	2155.	0.2	0.4
184	265.	-283.	2177.	3.8	186	268.	-293.	2165.	3.5	3.6
186	268.	-293.	2165.	0.5	187	288.	-305.	2136.	0.2	0.4
186	268.	-293.	2165.	3.5	188	270.	-304.	2154.	3.2	3.4
188	270.	-304.	2154.	0.5	189	272.	-339.	2142.	0.2	0.4
188	270.	-304.	2154.	3.2	190	273.	-314.	2142.	3.0	3.1
190	273.	-314.	2142.	0.5	191	269.	-342.	2121.	0.2	0.4
190	273.	-314.	2142.	3.0	192	275.	-324.	2131.	2.8	2.9
192	275.	-324.	2131.	0.5	193	299.	-345.	2110.	0.2	0.4
192	275.	-324.	2131.	2.8	194	277.	-335.	2119.	2.5	2.6
194	277.	-335.	2119.	0.5	195	301.	-359.	2098.	0.2	0.4
194	277.	-335.	2119.	2.5	196	280.	-345.	2108.	2.2	2.4
196	280.	-345.	2108.	0.5	197	288.	-353.	2072.	0.2	0.4
196	280.	-345.	2108.	2.2	198	282.	-355.	2096.	2.0	2.1
198	282.	-355.	2096.	0.5	199	269.	-377.	2068.	0.2	0.4
198	282.	-355.	2096.	2.0	200	285.	-366.	2085.	1.8	1.9
200	285.	-366.	2085.	0.5	201	308.	-387.	2064.	0.2	0.4
200	285.	-366.	2085.	1.8	202	287.	-376.	2073.	1.5	1.6
202	287.	-376.	2073.	0.5	203	287.	-412.	2061.	0.2	0.4
202	287.	-376.	2073.	1.5	204	290.	-387.	2062.	1.2	1.4
204	290.	-387.	2062.	0.5	205	277.	-407.	2032.	0.2	0.4
204	290.	-387.	2062.	1.2	206	292.	-396.	2050.	1.0	1.1
124	293.	-230.	2234.	10.0	207	262.	-227.	2408.	9.0	9.5
207	262.	-242.	2312.	4.0	208	243.	-235.	2394.	3.5	3.8
208	243.	-235.	2394.	1.0	209	272.	-91.	2536.	0.2	0.6
208	243.	-235.	2394.	3.5	210	223.	-227.	2477.	3.0	3.2
210	223.	-227.	2477.	1.0	211	56.	-256.	2589.	0.2	0.6
210	223.	-227.	2477.	3.0	212	204.	-218.	2559.	2.5	2.8
212	204.	-218.	2559.	1.0	213	50.	-136.	2663.	0.2	0.6
212	204.	-218.	2559.	2.5	214	185.	-210.	2641.	2.0	2.2
214	185.	-210.	2641.	1.0	215	84.	-73.	2753.	0.2	0.6
214	185.	-210.	2641.	2.0	216	165.	-202.	2724.	1.5	1.8
216	165.	-202.	2724.	1.0	217	271.	-211.	2898.	0.2	0.6
216	165.	-202.	2724.	1.5	218	146.	-193.	2806.	1.0	1.2
207	262.	-242.	2312.	9.0	219	264.	-238.	2344.	9.0	9.0
219	264.	-238.	2344.	0.9	220	210.	-159.	2335.	0.2	0.6
219	264.	-238.	2344.	9.0	221	266.	-233.	2376.	9.0	9.0
221	266.	-233.	2376.	0.9	222	239.	-141.	2363.	0.2	0.6
221	266.	-233.	2376.	9.0	223	268.	-227.	2408.	9.0	9.0
223	268.	-227.	2408.	5.6	224	274.	-226.	2462.	4.6	4.8
224	274.	-226.	2462.	1.0	225	262.	-117.	2567.	0.2	0.6
224	274.	-226.	2462.	4.6	226	280.	-223.	2517.	4.3	4.4
226	280.	-223.	2517.	1.0	227	187.	-206.	2634.	0.2	0.6
226	280.	-223.	2517.	4.3	228	286.	-221.	2571.	3.9	4.1
228	286.	-221.	2571.	1.0	229	198.	-250.	2690.	0.2	0.6
228	286.	-221.	2571.	3.9	230	292.	-219.	2626.	3.5	3.7
230	292.	-219.	2626.	1.0	231	330.	-111.	2724.	0.2	0.6
230	292.	-219.	2626.	3.5	232	298.	-216.	2680.	3.2	3.4
232	298.	-216.	2680.	1.0	233	206.	-228.	2799.	0.2	0.6
232	298.	-216.	2680.	3.2	234	305.	-214.	2735.	2.8	3.0
234	305.	-214.	2735.	1.0	235	210.	-210.	2853.	0.2	0.6
234	305.	-214.	2735.	2.8	236	311.	-211.	2789.	2.5	2.6
236	311.	-211.	2789.	1.0	237	217.	-216.	2907.	0.2	0.6
236	311.	-211.	2789.	2.5	238	317.	-209.	2844.	2.1	2.3
238	317.	-209.	2844.	1.0	239	367.	-304.	2950.	0.2	0.6
238	317.	-209.	2844.	2.1	240	323.	-207.	2895.	1.7	1.9
240	323.	-207.	2898.	1.0	241	232.	-173.	3014.	0.2	0.6
240	323.	-207.	2898.	1.7	242	329.	-204.	2953.	1.4	1.6
242	329.	-204.	2953.	1.0	243	309.	-301.	3066.	0.2	0.6
242	329.	-204.	2953.	1.4	244	335.	-201.	3007.	1.0	1.2
243	269.	-227.	2408.	5.0	245	275.	-233.	2435.	4.8	4.9
245	275.	-233.	2435.	0.5	246	317.	-208.	2511.	0.2	0.4
245	275.	-233.	2435.	4.8	247	282.	-238.	2432.	4.5	4.6
247	282.	-238.	2462.	0.5	248	298.	-297.	2529.	0.2	0.4
247	282.	-238.	2462.	4.5	249	290.	-243.	2489.	4.2	4.4
249	290.	-243.	2489.	0.5	250	266.	-261.	2574.	0.2	0.4
249	290.	-243.	2489.	4.2	251	297.	-248.	2515.	4.0	4.1
251	297.	-248.	2515.	0.5	252	360.	-262.	2578.	0.2	0.4
251	297.	-248.	2515.	4.0	253	304.	-254.	2542.	3.8	3.9
253	304.	-254.	2542.	0.5	254	367.	-260.	2607.	0.2	0.4
253	304.	-254.	2542.	3.8	255	311.	-259.	2769.	3.5	3.6
255	311.	-259.	2569.	0.5	256	335.	-317.	2634.	0.2	0.4
255	311.	-259.	2569.	3.2	257	318.	-264.	2596.	3.2	3.4
257	318.	-264.	2596.	0.5	258	382.	-280.	2659.	0.2	0.4
257	318.	-264.	2596.	3.2	259	326.	-269.	2623.	3.0	3.1
259	326.	-269.	2623.	0.5	260	318.	-319.	2698.	0.2	0.4
259	326.	-269.	2623.	3.0	261	333.	-274.	2650.	2.8	2.9
261	333.	-274.	2650.	0.5	262	311.	-306.	2732.	0.2	0.4
261	333.	-274.	2650.	2.8	263	340.	-279.	2677.	2.5	2.6
263	340.	-279.	2677.	0.5	264	383.	-254.	2753.	0.2	0.4
263	340.	-279.	2677.	2.5	265	347.	-284.	2704.	2.2	2.4
265	347.	-284.	2704.	0.5	266	327.	-318.	2785.	0.2	0.4
265	347.	-284.	2704.	2.2	267	354.	-289.	2730.	2.0	2.1
267	354.	-289.	2730.	0.5	268	331.	-310.	2816.	0.2	0.4

(CONTINUED)

(8 of 52 sheets)

TABLE IV-3 (Continued)

NODE NO.	SOURCE			DIAM	NODE NO.	TERMINUS			DIAM	AVG STEM DIAM
	X COORD	Y COORD	Z COORD			X COORD	Y COORD	Z COORD		
	WES DATA COLLECTION SITE J1-03 TREE NO. 3									
267	354.	-289.	2730.	2.0	269	341.	-295.	2757.	1.8	1.9
269	361.	-295.	2757.	0.5	270	345.	-335.	2837.	0.2	0.4
269	361.	-295.	2757.	1.8	271	349.	-300.	2784.	1.5	1.6
271	369.	-300.	2784.	0.5	272	346.	-324.	2868.	0.2	0.4
271	369.	-300.	2784.	1.5	273	376.	-305.	2811.	1.2	1.4
273	376.	-305.	2811.	0.5	274	357.	-301.	2900.	0.2	0.4
273	376.	-305.	2811.	1.2	275	363.	-309.	2839.	1.0	1.1
223	268.	-227.	2408.	3.0	276	276.	-250.	2385.	2.8	2.9
276	276.	-250.	2385.	0.9	277	322.	-335.	2428.	6.2	0.6
276	276.	-250.	2385.	2.8	278	283.	-272.	2361.	2.5	2.6
278	283.	-272.	2361.	0.9	279	324.	-223.	2276.	0.2	0.6
278	283.	-272.	2361.	2.5	280	291.	-294.	2338.	2.2	2.4
280	291.	-294.	2338.	0.9	281	398.	-304.	2330.	0.2	0.8
280	291.	-294.	2338.	2.2	282	299.	-316.	2314.	2.0	2.1
282	299.	-316.	2314.	0.9	283	238.	-301.	2228.	0.2	0.6
282	299.	-316.	2314.	2.0	284	366.	-339.	2291.	1.8	1.9
284	306.	-339.	2291.	0.9	285	227.	-346.	2220.	0.2	0.6
284	306.	-339.	2291.	1.8	286	814.	-381.	2267.	1.5	1.6
286	314.	-361.	2267.	0.9	287	264.	-336.	2176.	0.2	0.6
286	314.	-361.	2267.	1.5	288	321.	-383.	2244.	1.2	1.4
288	321.	-383.	2244.	0.9	289	253.	-375.	2162.	0.2	0.6
288	321.	-383.	2244.	1.2	290	329.	-404.	2220.	1.0	1.1
223	268.	-227.	2408.	6.0	291	252.	-221.	2497.	7.0	6.5
291	252.	-221.	2497.	4.0	292	249.	-277.	2515.	3.4	3.7
292	249.	-277.	2515.	0.8	293	225.	-358.	2495.	0.2	0.5
292	249.	-277.	2515.	3.4	294	246.	-332.	2534.	2.8	3.1
294	246.	-332.	2534.	0.8	295	228.	-383.	2601.	0.2	0.5
294	246.	-332.	2534.	2.8	296	244.	-386.	2552.	2.2	2.5
296	244.	-386.	2552.	0.8	297	211.	-465.	2536.	0.2	0.5
296	244.	-386.	2552.	2.2	298	241.	-441.	2571.	1.6	1.9
298	241.	-441.	2571.	0.8	299	248.	-493.	2640.	0.2	0.5
298	241.	-441.	2571.	1.6	300	238.	-495.	2589.	1.0	1.3
291	252.	-221.	2497.	6.0	301	250.	-216.	2520.	5.8	5.9
301	250.	-216.	2520.	0.8	302	334.	-201.	2601.	0.2	0.4
301	250.	-216.	2520.	5.8	303	248.	-211.	2543.	5.6	5.7
303	248.	-106.	2596.	0.6	304	252.	-106.	2596.	0.2	0.4
303	248.	-106.	2596.	5.6	305	247.	-205.	2568.	3.4	3.5
305	247.	-205.	2568.	0.6	306	194.	-263.	2654.	0.2	0.4
305	247.	-205.	2568.	5.4	307	245.	-200.	2589.	9.2	5.3
307	245.	-200.	2589.	0.6	308	320.	-142.	2659.	0.2	0.4
307	245.	-200.	2589.	5.2	309	243.	-193.	2612.	5.0	5.1
309	243.	-193.	2612.	4.0	310	241.	-198.	2650.	3.8	3.9
310	241.	-198.	2650.	0.8	311	330.	-179.	2753.	0.2	0.5
310	241.	-198.	2650.	3.8	312	240.	-201.	2688.	3.5	3.6
312	240.	-201.	2688.	0.8	313	312.	-271.	2782.	0.2	0.5
312	240.	-201.	2688.	3.5	314	238.	-285.	2726.	3.2	3.4
314	238.	-285.	2726.	0.8	315	191.	-301.	2812.	0.2	0.5
314	238.	-285.	2726.	3.2	316	237.	-209.	2764.	3.0	3.1
316	237.	-209.	2764.	0.8	317	247.	-315.	2851.	0.2	0.5
316	237.	-209.	2764.	3.0	318	235.	-212.	2802.	2.8	2.9
318	235.	-212.	2802.	0.8	319	264.	-131.	2908.	0.2	0.5
318	235.	-212.	2802.	2.8	320	233.	-236.	2839.	2.5	2.6
320	233.	-216.	2839.	0.8	321	311.	-173.	2944.	0.2	0.5
320	233.	-216.	2839.	2.5	322	232.	-220.	2877.	2.2	2.4
322	232.	-220.	2877.	0.8	323	133.	-250.	2968.	0.2	0.5
322	232.	-220.	2877.	2.2	324	230.	-223.	2915.	2.0	2.1
324	230.	-223.	2915.	0.8	325	292.	-162.	3021.	0.2	0.5
324	230.	-223.	2915.	2.0	326	229.	-227.	2953.	1.8	1.9
326	229.	-227.	2953.	0.8	327	201.	-330.	3040.	0.2	0.5
326	229.	-227.	2953.	1.8	328	227.	-231.	2991.	1.5	1.6
328	227.	-231.	2991.	0.8	329	269.	-326.	3081.	0.2	0.5
328	227.	-231.	2991.	1.5	330	226.	-234.	3029.	1.2	1.4
330	226.	-234.	3029.	0.8	331	188.	-153.	3133.	0.2	0.5
330	226.	-234.	3029.	1.2	332	224.	-237.	3067.	1.0	1.1
309	243.	-193.	2612.	5.0	333	244.	-195.	2627.	4.8	4.9
333	244.	-195.	2627.	2.5	334	166.	-71.	2825.	0.2	1.4
333	244.	-195.	2627.	4.8	335	245.	-195.	2841.	4.5	4.6
335	245.	-195.	2641.	2.5	336	412.	-212.	2821.	0.2	1.4
335	245.	-195.	2641.	4.5	337	245.	-196.	2854.	4.3	4.4
337	245.	-196.	2656.	2.5	338	111.	-140.	2854.	0.2	1.4
337	245.	-196.	2656.	4.3	339	246.	-196.	2870.	4.1	4.2
339	246.	-196.	2670.	2.5	340	231.	-48.	2866.	0.2	1.4
339	246.	-196.	2670.	4.1	341	247.	-197.	2892.	1.8	2.0
341	247.	-197.	2685.	2.5	342	183.	-65.	2883.	0.2	1.4
341	247.	-197.	2685.	3.8	343	248.	-198.	2700.	3.6	3.7
343	248.	-198.	2700.	2.5	344	400.	-136.	2883.	0.2	1.4
343	248.	-198.	2700.	3.6	345	248.	-198.	2714.	3.4	3.5
345	248.	-198.	2714.	2.5	346	403.	-142.	2897.	0.2	1.4
345	248.	-198.	2714.	3.4	347	249.	-199.	2729.	3.1	3.2
347	249.	-199.	2729.	2.5	348	178.	-70.	2926.	0.2	1.4
347	249.	-199.	2729.	3.1	349	250.	-199.	2743.	2.9	3.0
349	250.	-199.	2743.	2.5	350	418.	-212.	2923.	0.2	1.4
349	250.	-199.	2743.	2.9	351	291.	-200.	2758.	2.7	2.8
351	251.	-200.	2758.	2.5	352	108.	-250.	2852.	0.2	1.4
351	251.	-200.	2758.	2.7	353	291.	-200.	2772.	2.4	2.6
353	251.	-200.	2772.	2.5	354	381.	-310.	2950.	0.2	1.4
353	251.	-200.	2772.	2.4	355	252.	-201.	2787.	2.2	2.3
355	252.	-201.	2787.	2.5	356	419.	-191.	2968.	0.2	1.4
355	252.	-201.	2787.	2.2	357	253.	-202.	2802.	1.9	2.0
357	253.	-202.	2802.	2.5	358	210.	-358.	2986.	0.2	1.4
357	253.	-202.	2802.	1.9	359	294.	-202.	2816.	1.7	1.8
359	254.	-202.	2816.	2.5	360	137.	-385.	3007.	0.2	1.4
359	254.	-202.	2816.	1.7	361	254.	-203.	2831.	1.3	1.6

(CONTINUED)

(9 of 52 sheets)

TABLE IV-3 (Continued)

NODE NO.	SOURCE			DIAM	NODE NO.	TERMINUS			DIAM	AVG STEM DIAM
	X COORD	Y COORD	Z COORD			X COORD	Y COORD	Z COORD		
WES DATA COLLECTION SITE J1-03 TREE NO. 3										
361	254.	-203.	2831.	2.5	362	408.	-275.	3009.	0.2	1.4
361	254.	-203.	2831.	1.5	363	255.	-203.	2845.	1.2	1.4
363	255.	-203.	2845.	2.5	364	276.	-369.	3827.	0.2	1.4
363	255.	-203.	2845.	1.2	365	256.	-203.	2860.	1.8	1.1
WES DATA COLLECTION SITE J1-03 TREE NO. 4										
1	38.	-375.	-6.	16.0	2	43.	-380.	91.	15.4	15.7
2	43.	-380.	91.	0.2	3	81.	-391.	89.	8.2	8.2
2	43.	-380.	91.	15.4	4	49.	-363.	188.	14.7	15.8
4	49.	-363.	188.	0.2	5	84.	-388.	186.	8.2	8.2
4	49.	-363.	188.	14.7	6	94.	-387.	285.	14.1	14.4
6	54.	-387.	285.	0.2	7	32.	-408.	284.	0.2	0.2
6	54.	-387.	285.	14.1	8	60.	-391.	382.	13.5	13.8
8	60.	-391.	382.	0.2	9	74.	-375.	381.	3.2	0.2
8	60.	-391.	382.	13.5	10	65.	-394.	479.	12.8	13.2
10	65.	-394.	479.	0.2	11	72.	-414.	477.	0.2	0.2
10	65.	-394.	479.	12.8	12	71.	-398.	575.	12.2	12.5
12	71.	-398.	575.	0.2	13	71.	-374.	576.	0.2	0.2
12	71.	-398.	575.	12.2	14	76.	-401.	672.	11.9	11.8
14	76.	-401.	672.	0.2	15	92.	-418.	671.	0.2	0.2
14	76.	-401.	672.	11.5	16	82.	-405.	749.	18.9	11.2
16	82.	-405.	749.	0.2	17	71.	-424.	748.	0.2	0.2
16	82.	-405.	749.	10.9	18	87.	-409.	866.	10.3	10.6
18	87.	-409.	866.	0.2	19	82.	-429.	866.	0.2	0.2
18	87.	-409.	866.	10.3	20	93.	-412.	943.	9.6	10.0
20	93.	-412.	943.	0.2	21	107.	-428.	962.	0.2	0.2
20	93.	-412.	943.	9.6	22	98.	-415.	1060.	9.0	9.3
22	98.	-415.	1060.	0.2	23	29.	-381.	1171.	2.0	2.0
23	29.	-381.	1171.	3.0	24	117.	-403.	1274.	2.0	2.5
24	117.	-403.	1274.	2.0	25	244.	-471.	1218.	2.8	2.8
23	29.	-381.	1171.	4.0	26	86.	-412.	1269.	3.0	3.5
26	86.	-412.	1269.	3.0	27	-108.	-498.	1288.	2.2	2.8
27	-108.	-458.	1268.	1.5	28	-159.	-542.	1333.	0.2	0.8
27	-108.	-458.	1268.	2.5	29	-127.	-582.	1287.	2.0	2.2
29	-127.	-502.	1267.	1.5	30	-175.	-588.	1332.	0.2	0.8
29	-127.	-502.	1267.	2.0	31	-147.	-547.	1286.	1.2	1.8
31	-147.	-547.	1266.	1.5	32	-137.	-659.	1301.	0.2	0.8
31	-147.	-547.	1266.	1.5	33	-168.	-591.	1265.	1.8	1.2
26	86.	-412.	1269.	2.0	34	-127.	-419.	1312.	1.7	1.8
34	-127.	-419.	1312.	1.0	35	-152.	-458.	1381.	0.2	0.4
34	-127.	-419.	1312.	1.7	36	-168.	-424.	1394.	1.3	1.5
36	-168.	-424.	1354.	1.0	37	-212.	-475.	1413.	0.2	0.4
36	-168.	-424.	1354.	1.3	38	-209.	-429.	1397.	1.0	1.2
26	86.	-412.	1269.	2.0	39	-108.	-433.	1309.	1.2	1.8
39	-109.	-433.	1309.	1.0	40	-111.	-459.	1267.	0.2	0.6
39	-109.	-433.	1309.	1.7	41	-132.	-452.	1322.	1.3	1.5
41	-132.	-452.	1322.	1.0	42	-149.	-463.	1277.	0.2	0.6
41	-132.	-452.	1322.	1.3	43	-155.	-473.	1335.	1.0	1.2
22	98.	-415.	1060.	8.0	44	83.	-286.	1298.	8.0	8.0
44	83.	-286.	1298.	2.0	45	-273.	-586.	1057.	1.8	1.5
44	83.	-286.	1298.	5.0	46	161.	-458.	1286.	4.0	4.5
46	161.	-458.	1288.	1.0	47	171.	-442.	1328.	1.8	3.0
46	161.	-458.	1288.	3.0	48	188.	-517.	1331.	3.0	3.0
46	161.	-458.	1288.	1.0	49	188.	-428.	1318.	2.3	2.4
49	188.	-428.	1318.	1.5	50	88.	-534.	1415.	0.2	0.8
49	188.	-428.	1318.	2.3	51	118.	-383.	1358.	1.7	2.0
51	118.	-383.	1350.	1.5	52	89.	-494.	1459.	0.2	0.8
51	118.	-383.	1350.	1.7	53	97.	-365.	1382.	1.8	1.4
44	83.	-286.	1298.	8.0	54	117.	-329.	1324.	5.7	5.8
54	117.	-329.	1324.	1.2	55	187.	-423.	1179.	8.2	8.7
54	117.	-329.	1324.	5.7	56	192.	-372.	1350.	5.3	5.5
56	192.	-372.	1350.	1.2	57	311.	-338.	1288.	8.2	8.7
56	192.	-372.	1350.	5.3	58	186.	-413.	1378.	5.0	5.2
58	186.	-413.	1376.	3.0	59	132.	-458.	1363.	2.5	2.8
59	-132.	-438.	1363.	0.4	60	128.	-483.	1322.	0.2	0.3
59	-132.	-438.	1363.	2.5	61	78.	-482.	1349.	2.8	2.2
61	78.	-482.	1349.	0.4	62	60.	-515.	1375.	0.2	0.3
61	78.	-482.	1349.	2.0	63	23.	-488.	1338.	1.8	1.8
63	23.	-486.	1336.	0.4	64	-9.	-471.	1285.	0.2	0.3
63	23.	-486.	1336.	1.5	65	-31.	-389.	1323.	1.8	1.2
58	186.	-413.	1376.	3.0	66	200.	-382.	1416.	2.8	2.9
66	200.	-382.	1416.	0.6	67	-59.	-249.	1594.	8.2	8.4
66	200.	-382.	1416.	2.8	68	215.	-350.	1456.	2.5	2.6
68	215.	-350.	1456.	0.6	69	256.	-384.	1797.	8.2	5.4
68	215.	-350.	1456.	2.5	70	229.	-318.	1498.	2.2	2.4
70	229.	-318.	1486.	0.6	71	289.	-478.	1788.	8.2	8.4
70	229.	-318.	1486.	2.2	72	243.	-286.	1536.	2.8	2.1
72	243.	-286.	1536.	0.6	73	82.	-342.	1631.	8.2	8.4
72	243.	-286.	1536.	2.0	74	257.	-293.	1576.	1.8	1.9
74	257.	-253.	1578.	0.6	75	189.	-373.	1888.	8.2	8.4
74	257.	-253.	1578.	1.8	76	272.	-221.	1616.	1.9	1.6
76	272.	-221.	1616.	0.6	77	312.	-188.	1538.	8.2	8.4
76	272.	-221.	1616.	1.5	78	286.	-189.	1656.	1.2	1.4
78	286.	-189.	1656.	0.6	79	599.	-37.	1638.	8.2	8.4
78	286.	-189.	1656.	1.2	80	300.	-156.	1696.	1.8	1.1
58	186.	-413.	1376.	4.0	81	288.	-327.	1322.	3.8	3.8
81	288.	-327.	1392.	3.0	82	298.	-519.	1387.	2.6	2.8
82	298.	-519.	1387.	0.8	83	246.	-687.	1483.	8.2	8.4
82	298.	-519.	1387.	2.6	84	327.	-558.	1382.	2.2	2.4
84	327.	-558.	1382.	0.8	85	304.	-661.	1491.	8.2	8.4
84	327.	-558.	1382.	2.2	86	357.	-968.	1378.	1.8	2.0

(CONTINUED)

(10 of 52 sheets)

TABLE IV-3 (Continued)

NODE NO.	SOURCE				NODE NO.	TERMINUS				AVG STEM DIAM
	X COORD	Y COORD	Z COORD	DIAM		X COORD	Y COORD	Z COORD	DIAM	
MES DATA COLLECTION SITE      J1-OSTREE NO. 4										
86	357.	-560.	1378.	0.9	87	389.	-433.	1290.	0.2	0.6
86	357.	-560.	1378.	1.8	88	386.	-571.	1373.	1.4	1.6
88	386.	-571.	1373.	0.9	89	444.	-429.	1409.	0.2	0.6
88	386.	-571.	1373.	1.4	90	416.	-581.	1368.	1.0	1.2
81	268.	-527.	1392.	2.0	91	272.	-553.	1427.	1.8	1.9
91	272.	-553.	1427.	1.0	92	384.	-484.	1464.	0.2	0.6
91	272.	-553.	1427.	1.8	93	275.	-577.	1461.	1.5	1.6
93	275.	-577.	1461.	1.0	94	358.	-485.	1519.	0.2	0.6
93	275.	-577.	1461.	1.5	95	279.	-602.	1496.	1.2	1.6
95	279.	-602.	1496.	1.0	96	392.	-535.	1532.	0.2	0.6
95	279.	-602.	1496.	1.2	97	282.	-626.	1531.	1.0	1.1
MES DATA COLLECTION SITE      J1-OSTREE NO. 5										
1	136.	239.	-2.	23.0	2	140.	240.	1558.	15.0	19.0
2	140.	240.	1558.	5.0	3	92.	198.	1671.	3.0	4.0
2	140.	240.	1558.	7.0	4	134.	228.	1771.	5.0	6.0
4	134.	228.	1771.	5.0	5	134.	155.	1803.	1.0	3.0
4	134.	228.	1771.	5.0	6	128.	241.	1956.	4.0	4.5
6	128.	241.	1956.	3.0	7	128.	241.	2006.	3.0	3.0
6	128.	241.	1956.	3.0	8	216.	452.	1942.	1.0	2.0
6	128.	241.	1956.	2.0	9	179.	326.	2013.	1.8	1.5
6	128.	241.	1956.	2.0	10	69.	318.	2000.	1.0	1.5
2	140.	240.	1558.	13.0	11	147.	215.	1621.	13.0	13.0
11	147.	215.	1621.	0.6	12	183.	95.	1572.	0.2	0.4
11	147.	215.	1621.	13.0	13	194.	192.	1683.	13.0	13.0
13	154.	192.	1683.	0.6	14	167.	67.	1635.	0.2	0.4
13	154.	192.	1683.	13.0	15	161.	168.	1746.	13.0	13.0
15	161.	168.	1746.	0.6	16	65.	77.	1723.	0.2	0.4
15	161.	168.	1746.	13.0	17	168.	146.	1809.	13.0	13.0
17	168.	146.	1809.	3.0	18	144.	129.	1809.	2.7	2.6
18	144.	129.	1809.	0.4	19	170.	78.	1801.	0.2	0.3
18	144.	129.	1809.	2.7	20	119.	105.	1808.	2.4	2.6
20	119.	105.	1808.	6.4	21	92.	125.	1765.	0.2	0.3
20	119.	105.	1808.	2.4	22	95.	85.	1808.	2.1	2.2
22	95.	85.	1808.	0.4	23	116.	44.	1837.	0.2	0.3
22	95.	85.	1808.	2.1	24	71.	66.	1807.	1.9	2.0
24	71.	66.	1807.	0.4	25	99.	67.	1754.	0.2	0.3
24	71.	66.	1807.	1.9	26	47.	46.	1807.	1.6	1.8
26	47.	46.	1807.	0.4	27	5.	81.	1882.	0.2	0.3
26	47.	46.	1807.	1.6	28	22.	26.	1806.	1.3	1.4
28	22.	26.	1806.	0.4	29	-17.	59.	1788.	0.2	0.3
28	22.	26.	1806.	1.3	30	-2.	7.	1806.	1.0	1.2
17	168.	146.	1809.	3.0	31	167.	131.	1829.	2.0	2.9
31	167.	131.	1829.	0.6	32	210.	91.	1783.	0.2	0.4
31	167.	131.	1829.	2.8	33	208.	118.	1848.	2.3	2.8
33	208.	118.	1848.	0.6	34	168.	131.	1894.	0.2	0.4
33	208.	118.	1848.	2.9	35	225.	184.	1888.	2.7	2.4
35	225.	104.	1868.	0.6	36	189.	121.	1915.	0.2	0.4
37	244.	91.	1888.	0.6	38	256.	145.	1914.	0.2	0.4
35	225.	104.	1868.	2.2	37	244.	91.	1888.	2.0	2.1
37	244.	91.	1888.	2.0	39	263.	77.	1908.	1.8	1.9
39	263.	77.	1908.	0.6	40	240.	126.	1944.	0.2	0.4
39	263.	77.	1908.	1.8	41	282.	63.	1927.	1.5	1.6
41	282.	63.	1927.	0.6	42	315.	119.	1932.	0.2	0.4
41	282.	63.	1927.	1.5	43	301.	50.	1947.	1.2	1.4
43	301.	50.	1947.	0.4	44	344.	47.	1904.	0.2	0.4
43	301.	50.	1947.	1.2	45	320.	37.	1967.	1.8	1.1
17	168.	146.	1809.	13.0	46	167.	148.	1835.	12.6	12.8
46	167.	148.	1835.	1.3	47	145.	244.	1824.	0.2	0.8
46	167.	148.	1835.	12.6	48	166.	151.	1861.	12.2	12.4
48	166.	151.	1861.	1.3	49	126.	61.	1870.	0.2	0.8
48	166.	151.	1861.	12.2	50	166.	153.	1888.	11.8	12.0
50	166.	153.	1888.	1.3	51	140.	58.	1897.	0.2	0.8
50	166.	153.	1888.	11.8	52	165.	196.	1914.	11.4	11.6
52	165.	156.	1914.	1.3	53	149.	233.	1903.	0.2	0.8
52	165.	156.	1914.	11.4	54	169.	160.	1940.	11.0	11.2
54	164.	160.	1940.	4.0	55	127.	131.	1973.	3.4	3.1
55	127.	131.	1973.	0.8	56	107.	63.	1981.	0.2	0.5
55	127.	131.	1973.	3.4	57	90.	103.	2006.	2.8	3.1
57	90.	103.	2006.	0.8	58	64.	36.	2009.	0.2	0.5
57	90.	103.	2006.	2.8	59	52.	73.	2048.	2.2	2.5
59	52.	75.	2040.	0.8	60	58.	30.	2095.	0.2	0.5
59	52.	75.	2040.	2.2	61	-12.	47.	2073.	1.6	1.2
61	15.	47.	2073.	0.8	62	26.	26.	2066.	0.2	0.5
61	15.	47.	2073.	1.6	63	-22.	20.	2186.	1.8	1.3
64	184.	160.	1940.	11.0	64	175.	117.	2057.	10.0	10.5
64	175.	117.	2057.	1.0	65	141.	78.	2118.	3.2	3.6
65	141.	74.	2118.	0.8	66	249.	-21.	2204.	0.2	0.5
65	141.	74.	2118.	3.2	67	107.	31.	2180.	2.3	2.8
67	107.	31.	2180.	0.8	68	108.	108.	2326.	0.2	0.5
67	107.	31.	2180.	2.3	69	72.	-11.	2241.	1.8	2.2
69	72.	-11.	2241.	0.8	70	59.	70.	2384.	0.2	0.5
69	72.	-11.	2241.	1.7	71	38.	-53.	2383.	1.0	1.4
64	175.	117.	2057.	2.0	72	204.	107.	2066.	1.8	1.9
72	204.	107.	2066.	0.5	73	224.	100.	2049.	0.2	0.4
72	204.	107.	2066.	1.8	74	232.	98.	2075.	1.5	1.6
74	232.	98.	2075.	0.5	75	293.	87.	2054.	0.2	0.4
74	232.	98.	2075.	1.5	76	261.	89.	2085.	1.2	1.4
76	261.	89.	2085.	0.5	77	272.	80.	2077.	0.2	0.4
76	261.	89.	2085.	1.2	78	290.	81.	2094.	1.8	1.1
64	175.	117.	2057.	2.0	79	208.	100.	2089.	1.8	1.9

TABLE IV-3 (Continued)

NODE NO.	SOURCE				DIAM	NODE NO.	TERMINUS				AVG STEM DIAM
	X COORD	Y COORD	Z COORD	DIAM			X COORD	Y COORD	Z COORD	DIAM	
MES DATA COLLECTION SITE J1-03TREE NO. 5											
79	206.	100.	2089.	0.4		80	207.	110.	2133.	0.2	0.3
79	206.	100.	2089.	1.0		81	238.	84.	2121.	1.5	1.6
81	238.	84.	2121.	0.9		82	230.	90.	2160.	0.2	0.3
81	238.	84.	2121.	1.2		83	269.	68.	2154.	1.2	1.4
83	269.	68.	2154.	0.4		84	315.	90.	2141.	0.2	0.7
83	269.	68.	2154.	1.2		85	301.	93.	2186.	1.0	1.0
84	175.	117.	2097.	10.0		86	167.	125.	2094.	10.0	10.0
86	167.	125.	2094.	4.0		87	142.	103.	2103.	3.6	3.8
87	142.	103.	2103.	1.0		88	68.	96.	2089.	0.2	0.6
87	142.	103.	2103.	3.6		89	116.	81.	2112.	1.2	3.4
89	116.	81.	2112.	1.0		90	63.	87.	2126.	0.2	0.6
89	116.	81.	2112.	3.2		91	91.	60.	2121.	2.9	3.0
91	91.	60.	2121.	1.0		92	49.	61.	2198.	0.2	0.6
91	91.	60.	2121.	2.9		93	65.	38.	2130.	2.5	2.7
93	65.	38.	2130.	1.0		94	93.	-13.	2120.	0.2	0.6
93	65.	38.	2130.	2.5		95	560.	17.	2148.	2.1	2.3
95	40.	17.	2140.	1.0		96	37.	-35.	2159.	0.2	0.6
95	40.	17.	2140.	2.1		97	14.	-5.	2149.	1.8	2.0
97	14.	-5.	2149.	1.0		98	11.	-53.	2177.	0.2	0.6
97	14.	-5.	2149.	1.8		99	-11.	-24.	2158.	1.4	1.6
99	-11.	-26.	2158.	1.0		100	-17.	-67.	2195.	0.2	0.6
99	-11.	-26.	2158.	1.4		101	-37.	-67.	2167.	1.6	1.2
102	167.	125.	2094.	9.0		102	171.	69.	2170.	9.0	9.0
102	171.	89.	2170.	5.0		103	137.	73.	2206.	4.3	4.8
103	137.	73.	2206.	1.3		104	210.	-103.	2345.	0.2	0.8
103	137.	73.	2206.	4.3		105	102.	97.	2242.	3.7	4.0
105	102.	57.	2242.	1.3		106	142.	139.	2459.	0.2	0.8
105	102.	57.	2242.	3.7		107	68.	42.	2278.	1.3	1.4
107	68.	42.	2278.	1.3		108	149.	-117.	2432.	0.2	0.8
107	68.	42.	2278.	3.0		109	33.	26.	2315.	2.3	2.6
109	33.	26.	2315.	1.3		110	-33.	-200.	2299.	0.2	0.8
109	33.	26.	2315.	2.3		111	-1.	11.	2351.	1.7	2.0
111	-1.	11.	2351.	1.3		112	-221.	89.	2319.	0.2	0.8
111	-1.	11.	2351.	1.7		113	-38.	-8.	2387.	1.8	1.4
113	171.	89.	2170.	3.0		114	183.	90.	2192.	2.7	2.8
114	183.	90.	2192.	0.9		115	227.	35.	2243.	0.2	0.6
114	183.	90.	2192.	2.7		116	196.	92.	2213.	2.4	2.6
116	196.	92.	2213.	0.9		117	248.	40.	2259.	0.2	0.6
116	196.	92.	2213.	2.4		118	208.	94.	2235.	2.1	2.2
118	208.	94.	2235.	0.9		119	285.	65.	2245.	0.2	0.6
118	208.	94.	2235.	2.1		120	221.	96.	2256.	1.9	2.0
120	221.	96.	2256.	0.9		121	252.	162.	2304.	0.2	0.6
120	221.	96.	2256.	1.9		122	223.	98.	2278.	1.6	1.8
122	223.	98.	2278.	0.9		123	221.	142.	2352.	0.2	0.6
122	223.	98.	2278.	1.6		124	246.	100.	2299.	1.3	1.4
124	246.	100.	2299.	0.9		125	277.	166.	2347.	0.2	0.6
124	246.	100.	2299.	1.3		126	258.	103.	2321.	1.0	1.2
126	258.	103.	2321.	8.0		127	160.	53.	2287.	7.8	7.5
127	160.	53.	2287.	5.0		128	161.	56.	2306.	4.6	4.8
128	161.	56.	2306.	1.0		129	173.	100.	2326.	0.2	0.6
128	161.	56.	2306.	4.6		130	161.	58.	2324.	4.1	4.4
130	161.	58.	2324.	1.0		131	160.	106.	2345.	0.2	0.6
130	161.	58.	2324.	4.1		132	162.	60.	2343.	3.7	3.9
132	162.	60.	2343.	1.0		133	119.	62.	2370.	0.2	0.6
132	162.	60.	2343.	3.7		134	162.	62.	2362.	3.2	3.4
134	162.	62.	2362.	1.0		135	119.	61.	2388.	0.2	0.6
134	162.	62.	2362.	3.2		136	163.	63.	2380.	2.8	3.0
136	163.	63.	2380.	1.0		137	132.	96.	2403.	0.2	0.6
136	163.	63.	2380.	2.8		138	163.	65.	2399.	2.3	2.6
138	163.	65.	2399.	1.0		139	120.	68.	2425.	0.2	0.6
138	163.	65.	2399.	2.3		140	164.	67.	2418.	1.9	2.1
140	164.	67.	2418.	1.0		141	130.	96.	2441.	0.2	0.6
140	164.	67.	2418.	1.9		142	164.	69.	2436.	1.4	1.6
142	164.	69.	2436.	1.0		143	153.	30.	2466.	0.2	0.6
142	164.	69.	2436.	1.4		144	165.	72.	2455.	1.0	1.2
144	165.	72.	2455.	5.0		145	150.	45.	2312.	4.6	4.8
145	150.	45.	2312.	1.3		146	192.	-49.	2409.	0.2	0.8
145	150.	45.	2312.	4.6		147	141.	37.	2343.	4.1	4.4
147	141.	37.	2343.	1.3		148	90.	-83.	2401.	0.2	0.8
147	141.	37.	2343.	4.1		149	131.	28.	2372.	3.7	3.9
149	131.	28.	2372.	1.3		150	160.	-78.	2457.	0.2	0.8
149	131.	28.	2372.	3.7		151	122.	20.	2400.	3.2	3.4
151	122.	20.	2400.	1.3		152	172.	34.	2529.	0.2	0.8
151	122.	20.	2400.	3.2		153	112.	11.	2428.	2.8	3.0
153	112.	11.	2428.	1.3		154	95.	77.	2937.	0.2	0.8
153	112.	11.	2428.	2.8		155	163.	1.	2456.	2.3	2.6
155	163.	1.	2456.	1.3		156	-22.	-14.	2518.	0.2	0.8
155	163.	1.	2456.	2.3		157	93.	-8.	2485.	1.9	2.1
157	93.	-8.	2485.	1.3		158	96.	-125.	2958.	0.2	0.8
157	93.	-8.	2485.	1.9		159	84.	-14.	2513.	1.4	1.6
159	84.	-14.	2513.	1.3		160	116.	-118.	2601.	0.2	0.8
159	84.	-14.	2513.	1.4		161	74.	-82.	2541.	1.6	1.8
161	74.	-82.	2541.	2.0		162	163.	93.	2304.	1.9	2.0
162	163.	93.	2304.	0.4		163	167.	38.	2337.	0.2	0.3
162	163.	93.	2304.	1.9		164	169.	61.	2321.	1.7	1.8
164	169.	61.	2321.	0.4		165	140.	43.	2354.	0.2	0.3
164	169.	61.	2321.	1.7		166	168.	98.	2338.	1.6	1.6
166	168.	98.	2338.	0.4		167	143.	48.	2374.	0.2	0.3
166	168.	98.	2338.	1.6		168	171.	49.	2396.	1.4	1.3
168	171.	49.	2396.	0.4		169	188.	44.	2387.	0.2	0.3
168	171.	49.	2396.	1.4		170	174.	46.	2373.	1.3	1.4
170	174.	46.	2373.	0.4		171	172.	95.	2488.	0.2	0.3

37

TABLE IV-3 (Continued)

NODE NO.	SOURCE			DIAM.	NODE NO.	TERMINUS			DIAM.	AVG STEM DIAM.
	X COORD.	Y COORD.	Z COORD.			X COORD.	Y COORD.	Z COORD.		
WES DATA COLLECTION SITE J1-03 TREE NO. 5										
170	174.	48.	2373.	1.3	172	176.	46.	2390.	1.1	1.2
172	176.	46.	2390.	0.4	173	193.	49.	2422.	0.2	0.3
172	176.	46.	2390.	1.1	174	179.	46.	2407.	1.0	1.0
6	128.	241.	1956.	2.0	175	77.	144.	2019.	1.0	1.5
WES DATA COLLECTION SITE J1-03 TREE NO. 6										
1	5.	321.	-3.	12.0	2	66.	401.	955.	10.0	11.0
2	66.	401.	555.	4.0	3	56.	421.	671.	5.0	4.5
2	66.	401.	555.	9.0	4	72.	415.	590.	8.9	9.0
4	72.	415.	590.	0.2	5	113.	517.	539.	0.2	0.2
4	72.	415.	590.	8.9	6	78.	430.	425.	8.8	8.8
6	78.	430.	625.	0.2	7	138.	523.	575.	0.2	0.2
6	78.	430.	625.	8.8	8	84.	445.	460.	8.7	8.8
8	84.	445.	660.	0.2	9	203.	454.	636.	0.2	0.2
8	84.	445.	660.	8.7	10	90.	460.	695.	8.6	8.6
10	90.	460.	695.	0.2	11	-16.	519.	688.	0.2	0.2
10	90.	460.	695.	8.6	12	96.	475.	730.	8.4	8.5
12	96.	475.	730.	0.2	13	196.	530.	689.	0.2	0.2
12	96.	475.	730.	8.4	14	102.	490.	765.	8.3	8.4
14	102.	490.	765.	0.2	15	-15.	471.	793.	0.2	0.2
14	102.	490.	765.	8.3	16	108.	505.	800.	8.2	8.2
16	108.	505.	800.	0.2	17	166.	599.	750.	0.2	0.2
16	108.	505.	800.	8.2	18	114.	520.	835.	8.1	8.2
18	114.	520.	835.	0.2	19	230.	483.	831.	0.2	0.2
18	114.	520.	835.	8.1	20	120.	536.	870.	8.0	8.0
20	120.	536.	870.	3.0	21	91.	544.	873.	2.7	2.8
21	91.	544.	873.	0.2	22	97.	661.	844.	0.2	0.2
21	91.	544.	873.	2.7	23	63.	592.	877.	2.4	2.6
23	63.	552.	877.	0.2	24	-1.	598.	778.	0.2	0.2
23	63.	552.	877.	2.4	25	34.	860.	860.	2.1	2.2
25	34.	561.	880.	0.2	26	-9.	595.	993.	0.2	0.2
25	34.	561.	880.	2.1	27	6.	569.	883.	1.9	2.0
27	6.	569.	883.	0.2	28	-39.	596.	998.	0.2	0.2
27	6.	569.	883.	1.9	29	-23.	578.	886.	1.6	1.6
29	-23.	578.	886.	0.2	30	-103.	507.	953.	0.2	0.2
29	-23.	578.	886.	1.6	31	-51.	586.	890.	1.3	1.4
31	-51.	586.	890.	0.2	32	-122.	586.	890.	0.2	0.2
31	-51.	586.	890.	1.3	33	-80.	596.	893.	1.0	1.2
20	120.	536.	870.	7.0	34	152.	468.	888.	7.0	7.0
34	152.	468.	888.	3.0	35	209.	356.	890.	3.0	3.0
35	208.	356.	890.	3.0	36	231.	349.	900.	2.6	2.8
36	231.	349.	900.	0.8	37	302.	408.	930.	0.2	0.5
36	231.	349.	900.	2.6	38	254.	344.	910.	2.2	2.4
38	254.	344.	910.	0.8	39	342.	352.	970.	0.2	0.5
38	254.	344.	910.	2.2	40	278.	338.	919.	1.8	2.0
40	278.	338.	919.	0.8	41	360.	314.	873.	0.2	0.5
40	278.	338.	919.	1.8	42	301.	333.	929.	1.4	1.6
42	301.	333.	929.	0.8	43	347.	370.	1005.	0.2	0.5
42	301.	333.	929.	1.4	44	324.	328.	939.	1.0	1.2
35	208.	356.	890.	3.0	45	237.	359.	879.	2.7	2.8
45	237.	359.	879.	0.8	46	321.	414.	923.	0.2	0.5
45	237.	359.	879.	2.7	47	268.	363.	869.	2.4	2.6
47	268.	363.	869.	0.8	48	305.	359.	877.	0.2	0.5
47	268.	363.	869.	2.4	49	295.	367.	858.	2.1	2.2
49	295.	367.	858.	0.8	50	336.	444.	793.	0.2	0.5
49	295.	367.	858.	2.1	51	324.	371.	848.	1.9	2.0
51	324.	371.	848.	0.8	52	362.	440.	772.	0.2	0.5
51	324.	371.	848.	1.9	53	353.	375.	837.	1.6	1.8
53	353.	375.	837.	0.8	54	427.	451.	862.	0.2	0.5
53	353.	375.	837.	1.6	55	382.	379.	854.	1.3	1.4
55	382.	379.	827.	0.8	56	428.	345.	734.	0.2	0.5
55	382.	379.	827.	1.3	57	411.	384.	816.	1.0	1.2
34	152.	468.	888.	7.0	58	186.	442.	933.	7.0	7.0
58	186.	442.	933.	2.0	59	147.	470.	937.	1.8	1.9
59	147.	470.	937.	0.6	60	94.	394.	871.	0.2	0.4
59	147.	470.	937.	1.8	61	107.	499.	842.	1.5	1.6
61	107.	499.	942.	0.6	62	132.	520.	1034.	0.2	0.4
61	107.	499.	942.	1.5	63	68.	528.	948.	1.2	1.4
63	68.	528.	946.	0.6	64	98.	556.	1035.	0.2	0.4
63	68.	528.	946.	1.2	65	28.	558.	959.	1.0	1.1
58	186.	442.	933.	7.0	66	221.	436.	862.	8.0	8.5
66	201.	436.	962.	4.0	67	170.	566.	1043.	3.0	3.5
67	170.	566.	1043.	3.0	68	217.	591.	1042.	2.3	2.6
68	217.	591.	1042.	0.8	69	195.	635.	1154.	0.2	0.5
68	217.	591.	1042.	2.3	70	265.	618.	1042.	1.7	2.0
70	265.	618.	1042.	0.8	71	263.	623.	1163.	0.2	0.5
70	265.	618.	1042.	1.7	72	312.	645.	1041.	1.0	1.3
67	170.	566.	1043.	3.0	73	145.	620.	1053.	3.0	3.0
73	145.	620.	1053.	2.0	74	116.	607.	1050.	1.8	1.9
74	116.	607.	1050.	0.5	75	82.	574.	991.	0.2	0.5
74	116.	607.	1050.	1.8	76	87.	595.	1048.	1.7	1.8
76	87.	595.	1048.	0.5	77	28.	618.	1005.	0.2	0.4
76	87.	595.	1048.	1.7	78	58.	683.	1245.	1.5	1.6
78	58.	583.	1045.	0.5	79	-10.	618.	1047.	0.2	0.4
78	58.	583.	1045.	1.5	80	28.	571.	1042.	1.3	1.4
80	28.	571.	1042.	0.5	81	-36.	590.	1079.	0.2	0.4
80	28.	571.	1042.	1.3	82	-1.	559.	1040.	1.2	1.2
82	-1.	559.	1040.	0.5	83	-25.	497.	1003.	0.2	0.4
82	-1.	559.	1040.	1.2	84	-30.	548.	1037.	1.0	1.1
73	145.	620.	1053.	2.0	85	143.	648.	1053.	1.8	1.9
85	143.	648.	1053.	0.5	86	64.	678.	1072.	0.2	0.4
85	143.	648.	1053.	1.8	87	141.	676.	1054.	1.7	1.8

(CONTINUED)

(13 of 52 sheets)

TABLE IV-3 (Continued)

NODE NO.	SOURCE			DIAM	NODE NO.	TERMINUS			DIAM	AVO STEM DIAM
	X COORD	Y COORD	Z COORD			X COORD	Y COORD	Z COORD		
	WES DATA COLLECTION SITE J1-03 TREE NO. 6									
87	141.	676.	1054.	0.5	88	69.	707.	1091.	0.2	0.4
87	141.	676.	1054.	1.7	89	138.	705.	1094.	1.9	1.0
89	138.	705.	1054.	0.5	90	82.	737.	1111.	0.2	0.4
89	138.	705.	1054.	1.5	91	136.	734.	1054.	1.3	1.4
91	136.	734.	1054.	0.5	92	84.	744.	1070.	0.2	0.4
91	136.	734.	1054.	1.3	93	134.	742.	1059.	1.2	1.2
93	134.	742.	1059.	0.5	94	153.	799.	1130.	0.2	0.4
93	134.	742.	1059.	1.2	92	132.	792.	1022.	1.0	1.1
73	145.	620.	1053.	2.0	96	160.	633.	1063.	1.8	0.9
96	160.	633.	1063.	0.3	97	146.	637.	1086.	0.2	0.2
96	160.	633.	1063.	1.8	98	175.	648.	1074.	1.7	1.0
98	175.	648.	1074.	0.3	99	172.	682.	1065.	0.2	0.2
98	175.	648.	1074.	1.7	100	190.	662.	1084.	1.5	1.6
100	190.	662.	1084.	0.2	101	221.	681.	1072.	0.2	0.2
100	190.	662.	1084.	1.5	102	206.	677.	1094.	1.3	1.4
102	206.	677.	1094.	0.3	103	238.	664.	1099.	0.2	0.2
102	206.	677.	1094.	1.3	104	221.	691.	1105.	1.1	1.2
104	221.	691.	1105.	0.3	105	294.	681.	1105.	0.2	0.2
104	221.	691.	1105.	1.1	106	236.	707.	1119.	1.0	1.0
66	201.	436.	962.	5.0	107	206.	302.	1022.	2.0	2.0
107	206.	502.	1052.	3.0	108	232.	480.	1065.	2.7	2.0
108	232.	480.	1065.	1.5	109	225.	395.	997.	0.2	0.0
108	232.	480.	1065.	2.7	110	259.	459.	1078.	2.3	2.5
110	259.	459.	1078.	1.5	111	344.	526.	1067.	0.2	0.0
110	259.	459.	1078.	2.3	112	285.	438.	1091.	2.0	2.2
112	285.	438.	1091.	1.5	113	328.	506.	1169.	0.2	0.0
112	285.	438.	1091.	2.0	114	312.	417.	1105.	1.7	1.0
114	312.	417.	1105.	1.5	115	397.	483.	1091.	0.2	0.0
114	312.	417.	1105.	1.7	116	338.	396.	1118.	1.3	1.5
116	338.	396.	1118.	1.5	117	384.	362.	1029.	0.2	0.0
116	338.	396.	1118.	1.3	118	365.	376.	1131.	1.0	1.2
107	206.	502.	1052.	3.0	119	174.	496.	1050.	2.7	2.0
119	174.	496.	1050.	1.5	120	87.	453.	954.	0.2	0.0
119	174.	496.	1050.	2.7	121	141.	492.	1049.	2.4	2.6
121	141.	492.	1049.	1.5	122	57.	386.	1072.	0.2	0.0
121	141.	492.	1049.	2.4	123	109.	487.	1047.	2.1	2.0
123	109.	487.	1047.	1.5	124	24.	383.	1076.	0.2	0.0
123	109.	487.	1047.	2.1	125	77.	483.	1046.	1.9	2.0
125	77.	483.	1046.	1.5	126	-5.	364.	997.	0.2	0.0
125	77.	483.	1046.	1.9	127	45.	478.	1044.	1.0	1.0
127	45.	478.	1044.	1.5	128	-40.	372.	1066.	0.2	0.0
127	45.	478.	1044.	1.6	129	12.	474.	1043.	1.3	1.4
129	12.	474.	1043.	1.5	130	-69.	371.	1003.	0.2	0.0
129	12.	474.	1043.	1.3	131	-20.	470.	1041.	1.0	1.2
107	206.	502.	1052.	5.0	132	233.	523.	1086.	4.0	4.5
132	233.	523.	1086.	2.0	133	208.	511.	1102.	1.0	1.9
133	208.	511.	1102.	0.5	134	238.	524.	1191.	0.2	0.4
133	208.	511.	1102.	1.0	135	183.	499.	1110.	1.7	1.0
135	183.	499.	1110.	0.5	136	214.	411.	1134.	0.2	0.4
135	183.	499.	1110.	1.7	137	159.	488.	1133.	1.9	1.6
137	159.	488.	1133.	0.5	138	136.	414.	1076.	0.2	0.4
137	159.	488.	1133.	1.5	139	134.	476.	1149.	1.3	1.4
139	134.	476.	1149.	0.5	140	155.	384.	1149.	0.2	0.4
139	134.	476.	1149.	1.3	141	109.	465.	1155.	1.2	1.2
141	109.	465.	1165.	0.5	142	146.	458.	1257.	0.2	0.4
141	109.	465.	1165.	1.2	143	84.	454.	1181.	1.0	1.1
132	233.	523.	1086.	4.0	144	272.	533.	1126.	3.0	3.5
144	272.	533.	1126.	2.0	145	282.	533.	1122.	2.0	2.0
145	282.	533.	1122.	1.0	146	270.	493.	1133.	0.2	0.6
145	282.	533.	1122.	2.0	147	292.	519.	1119.	2.0	2.0
144	272.	533.	1126.	2.0	148	283.	570.	1128.	1.9	2.0
148	283.	570.	1128.	1.0	149	377.	605.	1076.	0.2	0.6
148	283.	570.	1128.	1.9	150	294.	568.	1131.	1.7	1.0
150	294.	588.	1131.	1.0	151	267.	494.	1103.	0.2	0.6
150	294.	588.	1131.	1.7	152	305.	486.	1133.	1.6	1.6
152	305.	606.	1133.	1.0	153	270.	713.	1137.	0.2	0.6
152	305.	606.	1133.	1.6	154	317.	625.	1135.	1.4	1.5
154	317.	625.	1135.	1.0	155	425.	648.	1114.	0.2	0.6
154	317.	625.	1135.	1.4	156	328.	643.	1137.	1.3	1.4
156	328.	643.	1137.	1.0	157	422.	663.	1126.	0.2	0.6
156	328.	643.	1137.	1.3	158	339.	661.	1140.	1.1	1.2
158	339.	661.	1140.	1.0	159	432.	681.	1129.	0.2	0.6
158	339.	661.	1140.	1.1	160	350.	680.	1142.	1.0	1.0
144	272.	533.	1126.	2.0	161	257.	588.	1142.	1.9	2.0
161	257.	560.	1142.	0.5	162	126.	598.	1017.	0.2	0.4
161	257.	560.	1142.	1.9	163	246.	587.	1129.	1.0	1.0
163	246.	569.	1158.	0.5	164	294.	431.	1271.	0.2	0.4
163	246.	569.	1158.	1.8	165	232.	577.	1174.	1.7	1.8
165	232.	577.	1174.	0.5	166	89.	580.	1093.	0.2	0.4
165	232.	577.	1174.	1.7	167	219.	586.	1120.	1.6	1.6
167	219.	586.	1190.	0.5	168	72.	562.	1081.	0.2	0.4
167	219.	586.	1190.	1.6	169	206.	594.	1206.	1.0	1.0
169	206.	594.	1206.	0.5	170	113.	435.	1213.	0.2	0.4
169	206.	594.	1206.	1.0	171	193.	603.	1222.	1.9	1.9
171	193.	603.	1222.	0.5	172	300.	793.	1231.	0.2	0.4
171	193.	603.	1222.	1.5	173	189.	611.	1238.	1.4	1.4
173	189.	611.	1238.	0.5	174	31.	572.	1136.	0.2	0.4
173	189.	611.	1238.	1.4	175	107.	628.	1294.	1.3	1.4
175	107.	620.	1254.	0.5	176	69.	710.	1126.	0.2	0.4
175	107.	620.	1254.	1.3	177	153.	628.	1270.	1.2	1.2
177	153.	628.	1270.	0.5	178	94.	798.	1155.	0.2	0.4
177	153.	628.	1270.	1.2	179	149.	637.	1286.	1.1	1.2
179	140.	637.	1286.	0.5	180	225.	800.	1235.	0.2	0.4
179	140.	637.	1286.	1.1	181	127.	646.	1302.	1.0	1.0

(CONTINUED)

(14 of 52 sheets)

TABLE IV-3 (Continued)

NODE NO.	SOURCE				DIAM	NODE NO.	TERMINUS				AVG STEM DIAM
	X COORD	Y COORD	Z COORD	DIAM			X COORD	Y COORD	Z COORD	DIAM	
WES DATA COLLECTION SITE J1-03TREE NO. 7											
1	-312.	649.	4.	37.0	2	-337.	653.	802.	33.0	35.0	
2	-337.	653.	802.	5.0	3	-303.	692.	775.	4.7	4.9	
3	-303.	692.	775.	1.3	4	-342.	646.	656.	0.2	0.7	
4	-303.	692.	775.	4.7	5	-269.	733.	748.	4.3	4.5	
5	-269.	733.	748.	1.3	6	-290.	672.	631.	0.2	0.7	
6	-269.	733.	748.	4.3	7	-235.	774.	721.	4.0	4.2	
7	-235.	774.	721.	3.0	8	-245.	773.	706.	2.8	2.9	
8	-245.	773.	706.	0.8	9	-274.	795.	642.	0.2	0.5	
8	-245.	773.	706.	2.5	10	-259.	773.	691.	2.5	2.7	
10	-255.	723.	691.	0.8	11	-291.	748.	631.	2.2	0.5	
10	-255.	723.	691.	2.5	12	-266.	773.	675.	2.3	2.4	
12	-266.	773.	675.	2.5	13	-288.	788.	607.	0.2	0.5	
12	-266.	773.	675.	2.3	14	-276.	773.	660.	2.0	2.2	
14	-276.	773.	660.	0.8	15	-328.	752.	610.	0.2	0.5	
14	-276.	773.	660.	2.0	16	-286.	773.	645.	1.8	1.9	
16	-286.	773.	645.	0.8	17	-304.	777.	574.	0.2	0.5	
16	-286.	773.	645.	1.8	18	-296.	773.	630.	1.5	1.7	
18	-296.	773.	630.	0.6	19	-333.	798.	571.	0.2	0.5	
18	-296.	773.	630.	1.5	20	-307.	773.	614.	1.3	1.4	
20	-307.	773.	614.	0.8	21	-338.	797.	552.	0.2	0.5	
20	-307.	773.	614.	1.3	22	-317.	774.	599.	1.0	1.2	
7	-235.	774.	721.	3.0	23	-219.	768.	713.	2.8	2.9	
23	-219.	768.	713.	0.8	24	-275.	762.	611.	0.2	0.5	
23	-219.	768.	713.	2.8	25	-203.	758.	704.	2.7	2.8	
25	-203.	758.	704.	0.8	26	-168.	717.	807.	0.2	0.5	
25	-203.	758.	704.	2.7	27	-188.	751.	696.	2.5	2.6	
27	-188.	751.	696.	0.8	28	-148.	717.	800.	0.2	0.5	
27	-188.	751.	696.	2.5	29	-172.	743.	687.	2.3	2.4	
29	-172.	743.	687.	0.8	30	-155.	819.	745.	0.2	0.5	
29	-172.	743.	687.	2.3	31	-156.	736.	679.	2.2	2.3	
31	-156.	736.	679.	0.8	32	-89.	785.	760.	0.2	0.5	
31	-156.	736.	679.	2.2	33	-141.	728.	671.	2.0	2.1	
33	-141.	728.	671.	0.8	34	-87.	831.	680.	0.2	0.5	
33	-141.	728.	671.	2.0	35	-125.	721.	662.	1.8	1.9	
35	-125.	721.	662.	0.8	36	-148.	780.	565.	0.2	0.5	
35	-125.	721.	662.	1.8	37	-109.	713.	654.	1.7	1.8	
37	-109.	713.	654.	0.8	38	-157.	729.	549.	0.2	0.5	
37	-109.	713.	654.	1.7	39	-93.	706.	645.	1.5	1.6	
39	-93.	706.	645.	0.8	40	-76.	756.	627.	0.2	0.5	
39	-93.	706.	645.	1.5	41	-78.	698.	637.	1.4	1.5	
41	-78.	698.	637.	0.8	42	-13.	733.	727.	0.2	0.5	
41	-78.	698.	637.	1.3	43	-62.	691.	628.	1.2	1.3	
43	-62.	691.	628.	0.8	44	-113.	700.	524.	0.2	0.5	
43	-62.	691.	628.	1.2	45	-66.	684.	620.	1.0	1.1	
2	-537.	653.	810.	33.0	46	-338.	644.	830.	31.0	32.0	
46	-338.	644.	830.	0.7	47	-292.	608.	822.	0.4	0.6	
46	-338.	644.	830.	31.0	48	-339.	637.	859.	29.0	30.0	
48	-339.	637.	859.	3.0	49	-318.	637.	853.	2.8	2.9	
49	-318.	637.	853.	0.8	50	-345.	735.	770.	0.2	0.5	
49	-318.	637.	853.	2.8	51	-297.	637.	847.	2.5	2.7	
51	-297.	637.	847.	0.8	52	-278.	741.	926.	0.2	0.5	
51	-297.	637.	847.	2.5	53	-274.	638.	841.	2.1	2.4	
53	-274.	638.	841.	0.8	54	-305.	574.	730.	0.2	0.5	
53	-274.	638.	841.	2.3	55	-255.	639.	835.	2.0	2.2	
55	-255.	639.	835.	0.8	56	-247.	763.	878.	0.2	0.5	
55	-255.	639.	835.	2.2	57	-233.	643.	829.	2.0	2.1	
57	-233.	640.	829.	0.8	58	-198.	598.	949.	0.2	0.5	
57	-233.	640.	829.	2.0	59	-212.	640.	823.	1.8	1.9	
59	-212.	640.	823.	0.8	60	-178.	587.	938.	0.2	0.5	
59	-212.	640.	823.	1.8	61	-191.	641.	817.	1.5	1.7	
61	-191.	641.	817.	0.8	62	-160.	695.	933.	0.2	0.5	
61	-191.	641.	817.	1.3	63	-170.	643.	811.	1.0	1.2	
63	-170.	643.	811.	4.0	64	-359.	667.	892.	3.6	3.8	
64	-359.	667.	892.	1.0	65	-400.	704.	1145.	0.2	0.6	
64	-359.	667.	892.	3.6	66	-380.	698.	845.	3.3	3.5	
66	-380.	698.	845.	1.0	67	-429.	605.	567.	0.2	0.6	
66	-380.	698.	845.	3.3	68	-400.	729.	839.	2.9	3.1	
68	-400.	729.	839.	1.0	69	-193.	823.	646.	0.2	0.6	
68	-400.	729.	839.	2.9	70	-420.	759.	832.	2.5	2.7	
70	-420.	759.	832.	1.0	71	-176.	927.	861.	0.2	0.6	
70	-420.	759.	832.	2.5	72	-441.	790.	825.	2.1	2.3	
72	-441.	790.	825.	1.0	73	-283.	939.	1030.	0.2	0.6	
72	-441.	790.	825.	2.1	74	-461.	821.	818.	1.8	2.0	
74	-461.	821.	818.	1.0	75	-650.	660.	654.	0.2	0.6	
74	-461.	821.	818.	1.8	76	-482.	852.	812.	1.4	1.6	
76	-482.	852.	812.	1.0	77	-730.	703.	880.	0.2	0.6	
76	-482.	852.	812.	1.4	78	-502.	884.	805.	1.0	1.2	
48	-339.	637.	859.	29.0	79	-342.	640.	918.	3.8	29.5	
79	-342.	640.	918.	5.0	80	-358.	625.	916.	4.7	4.9	
80	-358.	625.	916.	1.3	81	-318.	438.	997.	0.2	0.7	
80	-358.	625.	916.	4.7	82	-374.	611.	915.	4.4	4.6	
82	-374.	611.	915.	1.3	83	-361.	448.	1043.	0.2	0.7	
82	-374.	611.	915.	4.4	84	-391.	597.	913.	4.1	4.3	
84	-390.	597.	913.	1.3	85	-349.	409.	991.	0.2	0.7	
84	-390.	597.	913.	4.1	86	-405.	583.	911.	3.8	4.0	
86	-405.	583.	911.	1.3	87	-510.	554.	1084.	0.2	0.7	
86	-405.	583.	911.	3.8	88	-421.	569.	910.	3.5	3.7	
88	-421.	569.	910.	1.3	89	-388.	388.	1008.	0.2	0.7	
88	-421.	569.	910.	3.5	90	-437.	555.	908.	3.2	6.4	
90	-437.	555.	908.	1.3	91	-392.	384.	798.	0.2	0.7	
90	-437.	555.	908.	3.2	92	-453.	540.	906.	2.8	3.0	
92	-453.	540.	906.	1.3	93	-605.	595.	777.	0.2	0.7	
92	-453.	540.	906.	2.8	94	-469.	526.	904.	2.9	2.6	
94	-469.	526.	904.	1.3	95	-658.	608.	886.	0.2	0.7	

TABLE IV-3 (Continued)

NODE NO.	SOURCE				DIAM	NODE NO.	TERMINUS				AVG STEM DIAM
	X COORD	Y COORD	Z COORD	Z			X COORD	Y COORD	Z COORD	Z	
MES DATA COLLECTION SITE J1-03TREE NO. 7											
94	-469.	526.	904.	2.5	96	-485.	512.	903.	2.2	2.4	
96	-485.	512.	903.	1.3	97	-669.	593.	853.	0.2	0.7	
96	-485.	512.	903.	2.2	98	-500.	498.	901.	1.9	2.0	
98	-500.	498.	901.	1.3	99	-641.	541.	754.	0.2	0.7	
98	-500.	498.	901.	1.9	100	-516.	484.	899.	1.6	1.8	
102	-532.	470.	898.	1.3	101	-512.	301.	1016.	0.2	0.7	
102	-532.	470.	898.	1.3	104	-548.	497.	896.	1.0	1.2	
79	-342.	640.	918.	30.0	105	-349.	655.	959.	30.0	30.0	
100	-516.	484.	899.	1.3	101	-497.	290.	858.	0.2	0.7	
100	-516.	484.	899.	1.6	102	-532.	470.	898.	1.3	1.4	
105	-349.	655.	959.	11.0	106	-349.	655.	1000.	10.8	10.9	
106	-349.	655.	1000.	1.7	107	-434.	652.	992.	0.2	0.9	
106	-349.	655.	1000.	10.8	108	-349.	657.	1040.	10.6	10.7	
108	-349.	657.	1040.	1.7	109	-335.	767.	1036.	0.2	0.9	
108	-349.	657.	1040.	10.6	110	-348.	698.	1081.	10.5	10.6	
110	-348.	658.	1081.	1.7	111	-370.	767.	1077.	0.2	0.9	
110	-348.	658.	1081.	10.5	112	-348.	699.	1121.	10.3	10.4	
112	-348.	659.	1121.	1.7	113	-458.	642.	1122.	0.2	0.9	
112	-348.	659.	1121.	10.3	114	-348.	661.	1162.	10.1	10.2	
114	-348.	661.	1162.	1.7	115	-497.	636.	1163.	0.2	0.9	
114	-348.	661.	1162.	10.1	116	-348.	662.	1202.	9.9	10.0	
116	-348.	662.	1202.	1.7	117	-440.	725.	1201.	0.2	0.9	
116	-348.	662.	1202.	9.9	118	-348.	664.	1243.	9.7	9.8	
118	-348.	664.	1243.	1.7	119	-434.	647.	1244.	0.2	0.9	
118	-348.	664.	1243.	9.7	120	-348.	665.	1283.	9.5	9.6	
120	-348.	665.	1283.	1.7	121	-446.	718.	1282.	0.2	0.9	
120	-348.	665.	1283.	9.5	122	-347.	666.	1324.	9.4	9.4	
122	-347.	666.	1324.	1.7	123	-363.	556.	1328.	0.2	0.9	
122	-347.	666.	1324.	9.4	124	-347.	668.	1364.	9.2	9.3	
124	-347.	668.	1364.	1.7	125	-432.	671.	1365.	0.2	0.9	
124	-347.	668.	1364.	9.2	126	-347.	670.	1405.	9.0	9.1	
126	-347.	670.	1405.	4.0	127	-323.	701.	1413.	3.6	3.8	
127	-323.	701.	1413.	1.0	128	-347.	751.	1393.	0.2	0.6	
127	-323.	701.	1413.	3.6	129	-299.	733.	1420.	3.3	3.5	
129	-299.	733.	1420.	1.0	130	-354.	794.	1415.	0.2	0.6	
129	-299.	733.	1420.	3.3	131	-275.	765.	1428.	2.9	3.1	
131	-275.	765.	1428.	1.0	132	-290.	776.	1507.	0.2	0.6	
131	-275.	765.	1428.	2.9	133	-251.	797.	1436.	2.5	2.7	
133	-251.	797.	1436.	1.0	134	-190.	780.	1475.	0.2	0.6	
133	-251.	797.	1436.	2.5	135	-227.	830.	1443.	2.1	2.3	
135	-227.	830.	1443.	1.0	136	-166.	819.	1391.	0.2	0.6	
135	-227.	830.	1443.	2.1	137	-203.	862.	1421.	1.8	2.0	
137	-203.	862.	1451.	1.0	138	-250.	922.	1421.	0.2	0.6	
137	-203.	862.	1451.	1.8	139	-179.	894.	1458.	1.4	1.6	
139	-179.	894.	1458.	1.0	140	-235.	954.	1457.	0.2	0.6	
139	-179.	894.	1458.	1.4	141	-155.	927.	1466.	1.0	1.2	
126	-347.	670.	1405.	6.0	142	-346.	673.	1441.	9.0	7.5	
142	-346.	673.	1441.	4.0	143	-332.	718.	1459.	3.6	3.8	
143	-332.	718.	1459.	0.6	144	-231.	700.	1425.	0.2	0.4	
143	-332.	718.	1459.	3.6	145	-317.	763.	1478.	3.1	3.4	
145	-317.	763.	1478.	0.6	146	-242.	719.	1537.	0.2	0.4	
145	-317.	763.	1478.	3.1	147	-303.	809.	1496.	2.7	2.9	
147	-303.	809.	1496.	0.6	148	-228.	761.	1557.	0.2	0.4	
147	-303.	809.	1496.	2.7	149	-289.	854.	1515.	2.3	2.5	
149	-289.	854.	1515.	0.6	150	-304.	898.	1418.	0.2	0.4	
149	-289.	854.	1515.	2.3	151	-275.	900.	1533.	1.9	2.1	
151	-275.	900.	1533.	0.6	152	-339.	883.	1621.	0.2	0.4	
151	-275.	900.	1533.	1.9	153	-260.	945.	1552.	1.4	2.2	
153	-260.	945.	1552.	0.6	154	-333.	994.	1489.	0.2	0.4	
153	-260.	945.	1552.	1.4	155	-248.	922.	1570.	1.0	1.2	
142	-346.	673.	1441.	5.0	156	-331.	696.	1433.	4.7	4.9	
156	-331.	696.	1433.	0.8	157	-353.	744.	1354.	0.2	0.5	
156	-331.	696.	1433.	4.7	158	-319.	720.	1426.	4.4	4.6	
158	-319.	720.	1426.	0.8	159	-359.	804.	1418.	0.2	0.5	
158	-319.	720.	1426.	4.4	160	-300.	744.	1418.	4.1	4.3	
160	-300.	744.	1418.	0.8	161	-205.	739.	1411.	0.2	0.5	
160	-300.	744.	1418.	4.1	162	-284.	768.	1411.	3.8	4.0	
162	-284.	768.	1411.	0.8	163	-311.	820.	1335.	0.2	0.5	
162	-284.	768.	1411.	3.8	164	-269.	792.	1403.	3.5	3.7	
164	-269.	792.	1403.	0.8	165	-247.	807.	1311.	0.2	0.5	
164	-269.	792.	1403.	3.5	166	-254.	814.	1395.	3.2	3.4	
166	-254.	814.	1395.	0.8	167	-210.	818.	1310.	0.2	0.5	
166	-254.	814.	1395.	3.2	168	-238.	839.	1388.	2.8	3.0	
168	-238.	839.	1388.	0.8	169	-146.	832.	1365.	0.2	0.5	
168	-238.	839.	1388.	2.8	170	-223.	863.	1380.	2.5	2.7	
170	-223.	863.	1380.	0.8	171	-268.	946.	1363.	0.2	0.5	
170	-223.	863.	1380.	2.5	172	-208.	887.	1372.	2.2	2.4	
172	-208.	887.	1372.	0.8	173	-164.	840.	1440.	0.2	0.5	
172	-208.	887.	1372.	2.2	174	-192.	911.	1365.	1.9	2.2	
174	-192.	911.	1365.	0.8	175	-142.	812.	1283.	0.2	0.5	
174	-192.	911.	1365.	1.9	176	-177.	935.	1357.	1.6	1.8	
176	-177.	935.	1357.	0.8	177	-105.	928.	1299.	0.2	0.5	
176	-177.	935.	1357.	1.6	178	-181.	959.	1390.	1.3	1.5	
178	-181.	959.	1390.	0.8	179	-108.	958.	1270.	0.2	0.5	
178	-181.	959.	1390.	1.3	180	-146.	984.	1342.	1.0	1.2	
182	-146.	984.	1342.	5.0	181	-388.	707.	1485.	4.8	4.8	
181	-388.	707.	1485.	1.0	182	-297.	1190.	1767.	0.2	0.6	
181	-388.	707.	1485.	4.8	183	-929.	742.	1529.	4.1	4.4	
183	-929.	742.	1529.	1.0	184	-987.	695.	1617.	0.2	0.6	
183	-929.	742.	1529.	4.1	185	-471.	777.	1573.	3.7	3.9	
185	-471.	777.	1573.	1.0	186	-392.	913.	2118.	0.2	0.6	
185	-471.	777.	1573.	3.7	187	-513.	812.	1817.	3.2	3.4	
187	-513.	812.	1817.	1.0	188	-416.	1286.	1912.	0.2	0.6	
187	-513.	812.	1817.	3.2	189	-554.	846.	1882.	2.8	3.0	

TABLE IV-3 (Continued)

NODE NO.	SOURCE				DIAM	NODE NO.	TERMINUS				AVG STEM DIAM
	X COORD	Y COORD	Z COORD	Z COORD			X COORD	Y COORD	Z COORD	Z COORD	
WES DATA COLLECTION SITE J1-03TREE NO. 7											
189	-554.	846.	1652.	1.0	190	-985.	661.	1980.	0.2	0.6	
189	-554.	846.	1662.	2.8	191	-598.	881.	1706.	2.3	2.6	
191	-596.	881.	1706.	1.0	192	-1046.	702.	2001.	0.2	0.6	
191	-596.	881.	1706.	2.3	193	-638.	916.	1750.	1.9	2.1	
193	-638.	916.	1750.	1.0	194	-1146.	1151.	1662.	0.2	0.6	
193	-638.	916.	1750.	1.9	195	-679.	951.	1794.	1.4	1.6	
195	-679.	951.	1794.	1.0	196	-691.	1503.	1925.	0.2	0.6	
195	-679.	951.	1794.	1.4	197	-721.	987.	1838.	1.0	1.2	
195	-679.	951.	1794.	28.0	198	-376.	636.	1291.	25.0	26.9	
198	-376.	636.	1291.	3.0	199	-352.	596.	1266.	2.7	2.8	
199	-352.	596.	1266.	0.4	200	-265.	573.	1290.	0.2	0.3	
199	-352.	596.	1266.	2.7	201	-328.	556.	1241.	2.4	2.6	
201	-328.	556.	1241.	0.4	202	-308.	469.	1262.	0.2	0.3	
201	-328.	556.	1241.	2.4	203	-304.	517.	1216.	2.1	2.2	
203	-304.	517.	1216.	0.4	204	-331.	448.	1163.	0.2	0.3	
203	-304.	517.	1216.	2.1	205	-280.	477.	1192.	1.9	2.0	
205	-280.	477.	1192.	0.4	206	-305.	394.	1164.	0.2	0.3	
205	-280.	477.	1192.	1.9	207	-256.	438.	1167.	1.6	1.8	
207	-256.	438.	1167.	0.4	208	-203.	431.	1092.	0.2	0.3	
207	-256.	438.	1167.	1.6	209	-232.	398.	1122.	1.3	1.4	
209	-232.	398.	1142.	0.4	210	-224.	372.	1054.	0.2	0.3	
209	-232.	398.	1142.	1.3	211	-208.	360.	1117.	1.0	1.2	
198	-376.	636.	1291.	6.0	212	-353.	625.	1291.	5.8	5.9	
212	-383.	625.	1291.	0.6	213	-418.	648.	1238.	0.2	0.4	
212	-383.	625.	1291.	5.8	214	-391.	614.	1291.	5.6	5.7	
214	-391.	614.	1291.	0.6	215	-403.	623.	1355.	0.2	0.4	
214	-391.	614.	1291.	5.6	216	-398.	604.	1291.	5.4	5.5	
216	-398.	604.	1291.	0.6	217	-354.	572.	1254.	0.2	0.4	
216	-398.	604.	1291.	5.4	218	-406.	594.	1291.	5.2	5.3	
218	-406.	594.	1291.	0.6	219	-373.	570.	1239.	0.2	0.4	
218	-406.	594.	1291.	5.2	220	-413.	583.	1291.	5.0	5.1	
220	-413.	583.	1291.	0.6	221	-360.	545.	1282.	0.2	0.4	
220	-413.	583.	1291.	5.0	222	-421.	573.	1291.	4.8	4.9	
222	-421.	573.	1291.	0.6	223	-396.	555.	1350.	0.2	0.4	
222	-421.	573.	1291.	4.8	224	-428.	563.	1291.	4.7	4.8	
224	-428.	563.	1291.	0.6	225	-426.	561.	1357.	0.2	0.4	
224	-428.	563.	1291.	4.7	226	-435.	552.	1291.	4.5	4.6	
226	-435.	552.	1291.	0.6	227	-392.	521.	1252.	0.2	0.4	
226	-435.	552.	1291.	4.5	228	-443.	542.	1291.	4.3	4.4	
228	-443.	542.	1291.	0.6	229	-432.	534.	1356.	0.2	0.4	
228	-443.	542.	1291.	4.3	230	-450.	532.	1291.	4.1	4.2	
230	-450.	532.	1291.	0.6	231	-431.	518.	1353.	0.2	0.4	
230	-450.	532.	1291.	4.1	232	-458.	521.	1291.	3.9	4.0	
232	-458.	521.	1291.	0.6	233	-443.	511.	1355.	0.2	0.4	
232	-458.	521.	1291.	3.9	234	-465.	511.	1291.	3.7	3.8	
234	-465.	511.	1291.	0.6	235	-519.	549.	1291.	0.2	0.4	
234	-465.	511.	1291.	3.7	236	-472.	501.	1291.	3.5	3.6	
236	-472.	501.	1291.	0.6	237	-440.	477.	1344.	0.2	0.4	
236	-472.	501.	1291.	3.5	238	-480.	490.	1291.	3.3	3.4	
238	-480.	490.	1291.	0.6	239	-522.	520.	1333.	0.2	0.4	
238	-480.	490.	1291.	3.3	240	-487.	480.	1291.	3.1	3.2	
240	-487.	480.	1291.	0.6	241	-434.	441.	1299.	0.2	0.4	
240	-487.	480.	1291.	3.1	242	-495.	469.	1351.	2.9	3.0	
242	-495.	469.	1291.	0.6	243	-541.	502.	1322.	0.2	0.4	
242	-495.	469.	1291.	2.9	244	-502.	459.	1291.	2.7	2.8	
244	-502.	459.	1291.	0.6	245	-536.	483.	1343.	0.2	0.4	
244	-502.	459.	1291.	2.7	246	-510.	449.	1291.	2.5	2.6	
246	-510.	449.	1291.	0.6	247	-479.	427.	1237.	0.2	0.4	
246	-510.	449.	1291.	2.5	248	-517.	438.	1291.	2.4	2.4	
248	-517.	438.	1291.	0.6	249	-480.	412.	1244.	0.2	0.4	
248	-517.	438.	1291.	2.4	250	-524.	428.	1291.	2.2	2.3	
250	-524.	428.	1291.	0.6	251	-565.	457.	1247.	0.2	0.4	
250	-524.	428.	1291.	2.2	252	-532.	418.	1291.	2.0	2.1	
252	-532.	418.	1291.	0.6	253	-503.	397.	1239.	0.2	0.4	
252	-532.	418.	1291.	2.0	254	-539.	407.	1291.	1.8	1.9	
254	-539.	407.	1291.	0.6	255	-593.	446.	1294.	0.2	0.4	
254	-539.	407.	1291.	1.8	256	-547.	397.	1291.	1.6	1.7	
256	-547.	397.	1291.	0.6	257	-592.	429.	1327.	0.2	0.4	
256	-547.	397.	1291.	1.6	258	-554.	387.	1291.	1.4	1.5	
258	-554.	387.	1291.	0.6	259	-501.	348.	1297.	0.2	0.4	
258	-554.	387.	1291.	1.4	260	-562.	376.	1291.	1.2	1.3	
260	-562.	376.	1291.	0.6	261	-608.	410.	1324.	0.2	0.4	
260	-562.	376.	1291.	1.2	262	-569.	367.	1291.	1.0	1.1	
198	-376.	636.	1291.	24.0	263	-388.	625.	1481.	23.0	23.5	
263	-388.	625.	1481.	4.0	264	-366.	638.	1471.	3.8	3.9	
264	-366.	638.	1471.	0.6	265	-324.	608.	1522.	0.2	0.4	
264	-366.	638.	1471.	3.8	266	-344.	653.	1462.	3.5	3.6	
266	-344.	653.	1462.	0.6	267	-299.	600.	1484.	0.2	0.4	
266	-344.	653.	1462.	3.5	268	-322.	667.	1452.	3.3	3.4	
268	-322.	667.	1452.	0.6	269	-278.	632.	1498.	0.2	0.4	
268	-322.	667.	1452.	3.3	270	-300.	682.	1442.	3.1	3.2	
270	-300.	682.	1442.	0.6	271	-273.	685.	1509.	0.2	0.4	
270	-300.	682.	1442.	3.1	272	-278.	696.	1433.	2.6	3.0	
272	-278.	696.	1433.	0.6	273	-264.	720.	1500.	0.2	0.4	
272	-278.	696.	1433.	2.8	274	-256.	711.	1423.	2.6	2.7	
274	-256.	711.	1423.	0.6	275	-298.	733.	1366.	0.2	0.4	
274	-256.	711.	1423.	2.6	276	-239.	725.	1413.	2.4	2.5	
276	-239.	725.	1413.	0.6	277	-268.	788.	1430.	0.2	0.4	
276	-239.	725.	1413.	2.4	278	-213.	740.	1403.	2.2	2.1	
278	-213.	740.	1403.	0.6	279	-210.	696.	1345.	0.2	0.4	
278	-213.	740.	1403.	2.2	280	-191.	794.	1394.	1.9	2.0	
280	-191.	794.	1394.	0.6	281	-173.	688.	1351.	0.2	0.4	
280	-191.	794.	1394.	1.9	282	-169.	769.	1384.	1.7	1.8	
282	-169.	769.	1384.	0.6	283	-173.	732.	1321.	0.2	0.4	

(CONTINUED)

(17 of 52 sheets)

TABLE IV-3 (Continued)

NODE NO.	SOURCE				NODE NO.	TERMINUS				AVG STEM DIAM
	X COORD	Y COORD	Z COORD	DIAM		X COORD	Y COORD	Z COORD	DIAM	
282	-169.	769.	1384.	1.7	284	-147.	783.	1374.	1.5	1.6
284	-147.	783.	1374.	0.6	285	-139.	735.	1321.	0.2	0.4
284	-147.	783.	1374.	1.5	286	-129.	798.	1365.	1.2	1.4
284	-125.	788.	1365.	0.6	287	-128.	740.	1302.	0.2	0.4
286	-125.	798.	1365.	1.2	288	-103.	813.	1355.	1.0	1.1
283	-388.	625.	1481.	23.0	289	-394.	631.	1329.	22.0	22.5
289	-394.	631.	1529.	4.0	290	-365.	620.	1523.	3.7	3.8
290	-365.	620.	1523.	0.8	291	-320.	582.	1583.	0.2	0.5
290	-365.	620.	1523.	3.7	292	-336.	611.	1517.	3.3	3.5
292	-336.	611.	1517.	0.8	293	-320.	582.	1450.	0.2	0.5
292	-336.	611.	1517.	3.3	294	-306.	601.	1511.	3.0	3.2
294	-306.	601.	1511.	0.8	295	-249.	597.	1573.	0.2	0.5
294	-306.	601.	1511.	3.0	296	-277.	592.	1505.	2.7	2.8
296	-277.	592.	1505.	0.8	297	-254.	512.	1522.	0.2	0.5
296	-277.	592.	1505.	2.7	298	-248.	582.	1499.	2.3	2.5
298	-248.	582.	1499.	0.8	299	-230.	544.	1425.	0.2	0.5
298	-248.	582.	1499.	2.3	300	-219.	573.	1493.	2.0	2.2
300	-219.	573.	1493.	0.8	301	-193.	609.	1532.	0.2	0.5
300	-219.	573.	1493.	2.0	302	-189.	563.	1487.	1.7	1.8
302	-189.	563.	1487.	0.8	303	-174.	482.	1468.	0.2	0.5
302	-189.	563.	1487.	1.7	304	-160.	594.	1481.	1.3	1.5
304	-160.	554.	1481.	0.8	305	-95.	591.	1519.	0.2	0.5
304	-160.	554.	1481.	1.3	306	-131.	545.	1475.	1.0	1.2
289	-394.	631.	1529.	2.0	307	-404.	640.	1529.	1.9	2.0
307	-404.	640.	1529.	0.4	308	-531.	556.	1489.	0.2	0.3
307	-404.	640.	1529.	1.9	309	-413.	640.	1529.	1.9	1.9
309	-413.	640.	1529.	0.4	310	-426.	676.	1374.	0.2	0.3
309	-413.	640.	1529.	1.9	311	-423.	660.	1529.	1.8	1.8
311	-423.	660.	1529.	0.4	312	-491.	633.	1390.	0.2	0.3
311	-423.	660.	1529.	1.8	313	-433.	671.	1529.	1.7	1.8
313	-433.	671.	1529.	0.4	314	-445.	697.	1684.	0.2	0.3
313	-433.	671.	1529.	1.7	315	-442.	681.	1529.	1.7	1.7
315	-442.	681.	1529.	0.4	316	-524.	641.	1658.	0.2	0.3
315	-442.	681.	1529.	1.7	317	-452.	691.	1529.	1.6	1.6
317	-452.	691.	1529.	0.4	318	-380.	797.	1438.	0.2	0.3
317	-452.	691.	1529.	1.6	319	-462.	781.	1529.	1.5	1.6
319	-462.	701.	1529.	0.4	320	-518.	685.	1675.	0.2	0.3
319	-462.	701.	1529.	1.5	321	-471.	711.	1529.	1.5	1.4
321	-471.	711.	1529.	0.4	322	-508.	714.	1376.	0.2	0.3
321	-471.	711.	1529.	1.5	323	-481.	721.	1529.	1.4	1.4
323	-481.	721.	1529.	0.4	324	-587.	658.	1432.	0.2	0.3
323	-481.	721.	1529.	1.4	325	-491.	731.	1529.	1.3	1.4
325	-491.	731.	1529.	0.4	326	-432.	829.	1641.	0.2	0.3
325	-491.	731.	1529.	1.3	327	-500.	741.	1529.	1.3	1.2
327	-500.	741.	1529.	0.4	328	-554.	727.	1676.	0.2	0.3
327	-500.	741.	1529.	1.3	329	-510.	792.	1529.	1.2	1.2
329	-510.	752.	1529.	0.4	330	-592.	711.	1400.	0.2	0.3
329	-510.	752.	1529.	1.2	331	-520.	762.	1529.	1.1	1.2
331	-520.	762.	1529.	0.4	332	-512.	807.	1680.	0.2	0.3
331	-520.	762.	1529.	1.1	333	-529.	772.	1529.	1.1	1.1
333	-529.	772.	1529.	0.4	334	-625.	718.	1642.	0.2	0.3
333	-529.	772.	1529.	1.1	335	-539.	783.	1529.	1.0	1.0
289	-394.	631.	1529.	22.0	336	-412.	635.	1686.	24.0	23.0
336	-412.	635.	1686.	4.0	337	-343.	627.	1695.	4.0	4.0
337	-343.	627.	1695.	1.0	338	-319.	652.	1756.	0.2	0.4
337	-343.	627.	1695.	4.0	339	-275.	622.	1704.	4.0	4.0
339	-275.	622.	1704.	3.0	340	-271.	607.	1715.	2.8	2.9
340	-271.	607.	1715.	0.8	341	-195.	581.	1709.	0.2	0.5
340	-271.	607.	1715.	2.8	342	-267.	594.	1726.	2.6	2.7
342	-267.	594.	1726.	0.8	343	-192.	565.	1718.	0.2	0.5
342	-267.	594.	1726.	2.6	344	-263.	580.	1736.	2.3	2.4
344	-263.	580.	1736.	0.8	345	-241.	601.	1811.	0.2	0.5
344	-263.	580.	1736.	2.3	346	-259.	566.	1747.	2.1	2.2
346	-259.	566.	1747.	0.8	347	-200.	518.	1721.	0.2	0.5
346	-259.	566.	1747.	2.1	348	-255.	593.	1758.	1.9	2.0
348	-255.	553.	1758.	0.8	349	-311.	536.	1813.	0.2	0.5
348	-255.	553.	1758.	1.9	350	-251.	539.	1769.	1.7	1.8
350	-251.	539.	1769.	0.8	351	-234.	470.	1731.	0.2	0.5
350	-251.	539.	1769.	1.7	352	-247.	525.	1779.	1.4	1.6
352	-247.	525.	1779.	0.8	353	-182.	483.	1758.	0.2	0.5
352	-247.	525.	1779.	1.4	354	-243.	512.	1790.	1.2	1.3
354	-243.	512.	1790.	0.8	355	-298.	453.	1793.	0.2	0.5
354	-243.	512.	1790.	1.2	356	-239.	499.	1801.	1.0	1.1
359	-275.	622.	1704.	3.0	357	-275.	639.	1704.	2.8	2.9
357	-275.	639.	1704.	0.6	358	-213.	672.	1722.	0.2	0.4
357	-275.	639.	1704.	2.8	359	-274.	687.	1704.	2.6	2.7
359	-274.	687.	1704.	0.6	360	-292.	688.	1641.	0.2	0.4
359	-274.	687.	1704.	2.6	361	-274.	674.	1705.	2.4	2.5
361	-274.	676.	1705.	0.6	362	-228.	708.	1641.	0.2	0.4
361	-274.	676.	1705.	2.4	363	-277.	694.	1705.	2.2	2.3
363	-277.	694.	1705.	0.6	364	-225.	734.	1665.	0.2	0.4
363	-277.	694.	1705.	2.2	365	-277.	712.	1705.	2.0	2.1
365	-277.	712.	1705.	0.6	366	-336.	741.	1738.	0.2	0.4
365	-277.	712.	1705.	2.0	367	-278.	731.	1705.	1.8	1.9
367	-278.	730.	1705.	0.6	368	-339.	759.	1734.	0.2	0.4
367	-278.	730.	1705.	1.8	369	-278.	748.	1705.	1.6	1.7
369	-278.	748.	1705.	0.6	370	-248.	781.	1648.	0.2	0.4
369	-278.	748.	1705.	1.6	371	-273.	767.	1704.	1.4	1.5
371	-273.	767.	1705.	0.6	372	-226.	798.	1747.	0.2	0.4
371	-273.	767.	1705.	1.4	373	-279.	789.	1708.	1.2	1.3
373	-279.	785.	1706.	0.6	374	-247.	816.	1763.	0.2	0.4
373	-279.	785.	1706.	1.2	375	-280.	804.	1708.	1.0	1.1
375	-280.	804.	1708.	20.0	376	-421.	633.	1760.	21.0	20.9
376	-421.	633.	1708.	13.0	377	-427.	622.	1814.	12.8	12.9

TABLE IV-3 (Continued)

NODE NO.	SOURCE				DIAM	NODE NO.	TERMINUS				AVG STEEP DIAM
	X COORD	Y COORD	Z COORD	DIAM			X COORD	Y COORD	Z COORD	DIAM	
	WES DATA COLLECTION SITE						J1-03TREE NO. 7				
377	-427.	622.	1814.	2.6	378	-572.	772.	1826.	0.2	1.4	
377	-427.	622.	1814.	12.0	379	-433.	612.	1869.	12.6	12.4	
379	-433.	612.	1869.	2.6	380	-565.	457.	1826.	0.2	1.4	
379	-433.	612.	1869.	12.6	381	-438.	602.	1923.	12.4	12.2	
381	-438.	602.	1923.	2.6	382	-321.	769.	1966.	0.2	1.4	
381	-438.	602.	1923.	12.4	383	-444.	592.	1978.	12.2	12.3	
383	-444.	592.	1978.	2.6	384	-335.	416.	1957.	0.2	1.4	
383	-444.	592.	1978.	12.2	385	-450.	583.	2032.	12.0	12.1	
385	-450.	583.	2032.	5.0	386	-464.	548.	2021.	4.7	4.8	
386	-464.	548.	2021.	1.4	387	-593.	532.	2094.	0.2	0.8	
386	-464.	548.	2021.	4.7	388	-477.	514.	2010.	4.4	4.6	
388	-477.	514.	2010.	1.4	389	-384.	414.	2070.	0.2	0.8	
388	-477.	514.	2010.	4.4	390	-491.	480.	1998.	4.1	4.2	
390	-491.	480.	1998.	1.4	391	-371.	404.	1953.	0.2	0.8	
390	-491.	480.	1998.	4.1	392	-504.	446.	1987.	3.8	4.0	
392	-504.	446.	1987.	1.4	393	-383.	362.	1963.	0.2	0.8	
392	-504.	446.	1987.	3.8	394	-518.	412.	1976.	3.5	3.6	
394	-518.	412.	1976.	1.4	395	-559.	344.	2102.	0.2	0.8	
394	-518.	412.	1976.	3.5	396	-531.	578.	1965.	3.2	3.4	
396	-531.	378.	1965.	1.4	397	-553.	392.	1817.	0.2	0.8	
396	-531.	378.	1965.	3.2	398	-545.	344.	1953.	2.9	3.0	
398	-545.	344.	1953.	1.4	399	-424.	271.	1900.	0.2	0.8	
398	-545.	344.	1953.	2.9	400	-558.	310.	1942.	2.5	2.6	
400	-558.	310.	1942.	1.4	401	-547.	222.	2062.	0.2	0.8	
400	-558.	310.	1942.	2.5	402	-572.	276.	1931.	2.2	2.4	
402	-572.	276.	1931.	1.4	403	-647.	304.	1805.	0.2	0.8	
402	-572.	276.	1931.	2.2	404	-585.	242.	1920.	1.9	2.0	
404	-585.	242.	1920.	1.4	405	-511.	142.	2002.	0.2	0.8	
404	-585.	242.	1920.	1.9	406	-599.	208.	1908.	1.6	1.8	
406	-599.	208.	1908.	1.4	407	-552.	193.	1767.	0.2	0.8	
406	-599.	208.	1908.	1.6	408	-612.	174.	1897.	1.3	1.4	
408	-612.	174.	1897.	1.4	409	-597.	173.	1749.	0.2	0.8	
408	-612.	174.	1897.	1.3	410	-626.	141.	1886.	1.0	1.2	
385	-450.	583.	2032.	10.0	411	-457.	577.	2074.	10.0	10.0	
411	-457.	577.	2074.	1.5	412	-428.	657.	2089.	0.2	0.8	
411	-457.	577.	2074.	10.0	413	-465.	573.	2117.	10.0	10.0	
413	-465.	573.	2117.	3.0	414	-425.	576.	2113.	2.7	2.8	
414	-425.	576.	2113.	0.6	415	-381.	595.	2149.	0.2	0.4	
414	-425.	576.	2113.	2.7	416	-386.	581.	2109.	2.3	2.5	
416	-386.	581.	2109.	0.6	417	-347.	625.	2120.	0.2	0.4	
416	-386.	581.	2109.	2.3	418	-346.	585.	2105.	2.0	2.2	
418	-346.	585.	2105.	0.6	419	-301.	349.	2089.	0.2	0.4	
418	-346.	585.	2105.	2.0	420	-306.	589.	2102.	1.7	1.8	
420	-306.	589.	2102.	0.6	421	-269.	600.	2056.	0.2	0.4	
420	-306.	589.	2102.	1.7	422	-257.	594.	2098.	1.3	1.4	
422	-267.	590.	2052.	0.6	423	-228.	590.	2052.	0.2	0.4	
422	-267.	590.	2052.	1.3	424	-227.	599.	2094.	1.0	1.2	
413	-465.	573.	2117.	7.0	425	-528.	532.	2207.	7.0	7.0	
425	-528.	532.	2207.	5.0	426	-533.	460.	2203.	4.4	4.7	
426	-533.	460.	2203.	1.2	427	-609.	427.	2297.	0.2	0.7	
426	-533.	460.	2203.	4.4	428	-539.	389.	2198.	3.9	4.2	
428	-539.	389.	2198.	1.2	429	-618.	365.	2104.	0.2	0.7	
428	-539.	389.	2198.	3.9	430	-544.	318.	2194.	3.3	3.6	
430	-544.	318.	2194.	1.2	431	-611.	298.	2091.	0.2	0.7	
430	-544.	318.	2194.	3.3	432	-549.	246.	2190.	2.7	3.0	
432	-549.	246.	2190.	1.2	433	-512.	204.	2302.	0.2	0.7	
432	-549.	246.	2190.	2.7	434	-554.	175.	2186.	2.1	2.4	
434	-554.	175.	2186.	1.2	435	-557.	136.	2304.	0.2	0.7	
434	-554.	175.	2186.	2.1	436	-560.	104.	2181.	1.6	1.8	
436	-560.	104.	2181.	1.2	437	-575.	80.	2060.	0.2	0.7	
436	-560.	104.	2181.	1.0	438	-565.	34.	2177.	1.0	1.3	
425	-528.	532.	2207.	5.0	439	-546.	512.	2222.	4.5	4.8	
439	-546.	512.	2222.	1.0	440	-459.	496.	2303.	0.2	0.6	
439	-546.	512.	2222.	4.5	441	-565.	493.	2237.	4.0	4.2	
441	-565.	493.	2237.	1.0	442	-522.	534.	2343.	0.2	0.6	
441	-565.	493.	2237.	4.0	443	-583.	474.	2252.	3.5	3.8	
443	-583.	474.	2252.	1.0	444	-534.	509.	2357.	0.2	0.6	
443	-583.	474.	2252.	3.5	445	-602.	455.	2266.	3.0	3.2	
445	-602.	455.	2266.	1.0	446	-529.	461.	2364.	0.2	0.6	
445	-602.	455.	2266.	3.0	447	-620.	436.	2281.	2.5	2.8	
447	-620.	436.	2281.	1.0	448	-535.	350.	2278.	0.2	0.6	
447	-620.	436.	2281.	2.5	449	-639.	417.	2296.	2.0	2.2	
449	-639.	417.	2296.	1.0	450	-627.	484.	2397.	0.2	0.6	
449	-639.	417.	2296.	2.0	451	-657.	398.	2311.	1.5	1.8	
451	-657.	398.	2311.	1.0	452	-638.	313.	2227.	0.2	0.6	
451	-657.	398.	2311.	1.5	453	-676.	340.	2326.	1.0	1.2	
413	-465.	573.	2117.	8.0	454	-460.	569.	2151.	8.0	8.0	
454	-460.	569.	2151.	5.0	455	-430.	519.	2173.	4.3	4.6	
455	-430.	549.	2173.	1.0	456	-425.	499.	2225.	0.2	0.6	
455	-430.	549.	2173.	4.3	457	-400.	534.	2196.	3.7	4.0	
457	-400.	534.	2196.	1.0	458	-333.	509.	2182.	0.2	0.6	
457	-400.	534.	2196.	3.7	459	-370.	520.	2218.	3.0	3.4	
459	-370.	520.	2218.	1.0	460	-303.	541.	2234.	0.2	0.6	
459	-370.	520.	2218.	3.0	461	-340.	505.	2240.	2.3	2.6	
461	-340.	505.	2240.	1.0	462	-273.	481.	2227.	0.2	0.6	
461	-340.	505.	2240.	2.3	463	-310.	480.	2243.	1.7	3.0	
463	-310.	490.	2243.	1.0	464	-261.	518.	2308.	0.2	0.6	
463	-310.	490.	2243.	1.7	465	-280.	476.	2285.	1.0	1.4	
454	-460.	569.	2151.	8.0	466	-459.	558.	2195.	8.0	8.0	
466	-459.	558.	2195.	3.0	467	-475.	524.	2211.	2.7	2.8	
467	-475.	526.	2211.	0.8	468	-528.	501.	2235.	0.2	0.5	
467	-475.	526.	2211.	2.7	469	-496.	495.	2227.	2.3	2.5	
469	-496.	495.	2227.	0.8	470	-519.	427.	2223.	0.2	0.5	
469	-496.	495.	2227.	2.3	471	-518.	463.	2243.	2.0	2.2	

444  
TABLE IV-3 (Continued)

NODE NO.	SOURCE				NODE NO.	TERMINUS				AVG STEM DIAM
	X COORD	Y COORD	Z COORD	DIAM		X COORD	Y COORD	Z COORD	DIAM	
MES DATA COLLECTION SITE J1-03TREE NO. 7										
471	-516.	465.	2243.	0.8	472	-567.	440.	2288.	0.2	0.5
471	-516.	465.	2243.	2.0	473	-517.	434.	2259.	1.7	1.8
473	-537.	434.	2259.	0.8	474	-557.	364.	2257.	0.2	0.5
473	-537.	434.	2259.	1.7	475	-557.	403.	2275.	1.3	1.3
475	-557.	403.	2275.	0.8	476	-621.	370.	2289.	0.2	0.5
475	-557.	403.	2275.	1.3	477	-578.	373.	2291.	1.0	1.2
466	-455.	558.	2195.	7.0	478	-445.	552.	2237.	6.0	7.5
478	-445.	552.	2237.	3.0	479	-441.	557.	2271.	2.6	2.8
479	-441.	553.	2271.	1.2	480	-313.	524.	2256.	0.2	0.7
479	-441.	553.	2271.	2.6	481	-438.	555.	2305.	2.2	2.4
481	-438.	555.	2305.	1.2	482	-492.	671.	2306.	0.2	0.7
481	-438.	555.	2305.	2.2	483	-432.	558.	2340.	1.8	2.0
483	-432.	556.	2340.	1.2	484	-524.	647.	2347.	0.2	0.7
483	-432.	556.	2340.	1.8	485	-427.	558.	2374.	1.4	1.4
485	-427.	558.	2374.	1.2	486	-518.	467.	2390.	0.2	0.7
485	-427.	558.	2374.	1.4	487	-423.	561.	2408.	1.0	1.2
478	-445.	552.	2237.	7.0	488	-428.	555.	2242.	6.3	6.6
488	-428.	555.	2242.	1.8	489	-366.	550.	2350.	0.2	1.0
488	-428.	555.	2242.	6.3	490	-411.	560.	2248.	5.7	6.0
490	-411.	560.	2248.	1.8	491	-333.	654.	2226.	0.2	1.0
490	-411.	560.	2248.	5.7	492	-394.	564.	2253.	5.0	5.3
492	-394.	564.	2253.	1.8	493	-302.	633.	2207.	0.2	1.0
492	-394.	564.	2253.	5.0	494	-377.	568.	2259.	4.3	4.6
494	-377.	568.	2259.	1.8	495	-294.	654.	2226.	0.2	1.0
494	-377.	568.	2259.	4.3	496	-360.	573.	2264.	3.7	4.0
496	-360.	573.	2264.	1.8	497	-253.	598.	2206.	0.2	1.0
496	-360.	573.	2264.	3.7	498	-343.	577.	2270.	3.0	3.4
498	-393.	577.	2270.	1.8	499	-230.	532.	2247.	3.2	1.0
498	-393.	577.	2270.	3.0	500	-326.	581.	2275.	2.3	2.6
500	-326.	581.	2275.	1.8	501	-241.	663.	2239.	0.2	1.0
500	-326.	581.	2275.	2.3	502	-309.	586.	2281.	1.7	3.0
502	-309.	586.	2281.	1.8	503	-214.	647.	2230.	0.2	1.0
502	-309.	586.	2281.	1.7	504	-292.	591.	2286.	1.0	1.4
478	-445.	552.	2237.	4.0	505	-467.	537.	2285.	3.6	3.8
505	-467.	537.	2285.	0.6	506	-428.	488.	2380.	0.2	0.4
505	-467.	537.	2285.	3.6	507	-489.	523.	2332.	3.1	3.4
507	-489.	523.	2332.	0.6	508	-477.	558.	2440.	0.2	0.4
507	-489.	523.	2332.	3.1	509	-511.	502.	2380.	2.7	2.9
509	-511.	509.	2380.	0.6	510	-588.	432.	2453.	0.2	0.4
509	-511.	509.	2380.	2.7	511	-513.	495.	2427.	6.3	2.5
511	-513.	495.	2427.	0.6	512	-494.	449.	2553.	0.2	0.4
511	-513.	495.	2427.	2.3	513	-555.	481.	2475.	1.9	2.1
513	-555.	481.	2475.	0.6	514	-633.	527.	2544.	0.2	0.4
513	-555.	481.	2475.	1.9	515	-572.	467.	2522.	1.4	1.6
515	-572.	467.	2522.	0.6	516	-557.	386.	2600.	0.2	0.9
515	-572.	467.	2522.	1.4	517	-589.	454.	2570.	1.0	1.2
376	-421.	633.	1760.	16.0	518	-439.	634.	1825.	15.7	15.0
518	-439.	634.	1825.	0.3	519	-517.	741.	1799.	0.2	0.2
518	-439.	634.	1825.	15.7	520	-456.	637.	1890.	15.3	15.5
520	-456.	637.	1890.	0.3	521	-367.	758.	1810.	0.2	0.2
520	-456.	637.	1890.	15.3	522	-474.	640.	1955.	15.0	15.2
522	-474.	640.	1955.	4.0	523	-462.	677.	1971.	4.0	4.0
523	-462.	677.	1971.	4.0	524	-437.	702.	1972.	3.6	3.8
524	-437.	702.	1972.	1.0	525	-489.	789.	1972.	0.2	0.6
524	-437.	702.	1972.	3.6	526	-412.	728.	1974.	3.1	3.4
526	-412.	728.	1974.	1.0	527	-408.	754.	2021.	0.2	0.6
526	-412.	728.	1974.	3.1	528	-387.	754.	1975.	2.7	2.9
528	-387.	754.	1975.	1.0	529	-318.	720.	2041.	0.2	0.6
528	-387.	754.	1975.	2.7	530	-361.	779.	1977.	2.3	2.5
530	-361.	779.	1977.	1.0	531	-339.	788.	2075.	0.2	0.6
530	-361.	779.	1977.	2.3	532	-336.	805.	1978.	1.9	2.1
532	-336.	805.	1978.	1.0	533	-364.	844.	2056.	0.2	0.6
532	-336.	805.	1978.	1.9	534	-311.	831.	1980.	1.4	1.6
534	-311.	831.	1980.	1.0	535	-226.	783.	2006.	0.2	0.6
534	-311.	831.	1980.	1.4	536	-286.	858.	1981.	1.0	1.2
523	-462.	677.	1971.	4.0	537	-478.	715.	1990.	3.3	3.8
537	-478.	715.	1990.	0.6	538	-358.	775.	2027.	0.2	0.4
537	-478.	715.	1990.	3.3	539	-494.	794.	2010.	3.0	3.2
539	-494.	794.	2010.	0.6	540	-456.	846.	1914.	0.2	0.4
539	-494.	794.	2010.	3.0	541	-510.	792.	2029.	2.5	2.8
541	-510.	792.	2029.	0.6	542	-572.	851.	1920.	0.2	0.4
541	-510.	792.	2029.	2.5	543	-528.	831.	2049.	2.0	2.2
543	-528.	831.	2049.	0.6	544	-575.	897.	1936.	0.2	0.4
543	-528.	831.	2049.	2.0	545	-542.	876.	2068.	1.3	1.8
545	-542.	876.	2068.	0.6	546	-429.	950.	2060.	0.2	0.4
545	-542.	876.	2068.	1.3	547	-558.	910.	2088.	1.0	1.2
922	-474.	640.	1955.	14.0	548	-505.	642.	2065.	14.0	14.0
548	-505.	642.	2065.	4.0	549	-548.	687.	2064.	3.6	3.8
549	-548.	687.	2064.	0.6	550	-643.	654.	2263.	0.2	0.4
549	-548.	687.	2064.	3.6	551	-582.	734.	2064.	3.1	3.4
551	-582.	734.	2064.	0.6	552	-509.	866.	2222.	0.2	0.4
551	-582.	734.	2064.	3.1	553	-433.	780.	2063.	2.7	2.9
553	-433.	780.	2063.	0.6	554	-529.	931.	1939.	0.2	0.4
553	-433.	780.	2063.	2.7	555	-479.	824.	2063.	2.3	2.5
555	-479.	824.	2063.	0.6	556	-729.	839.	2280.	0.2	0.4
555	-479.	824.	2063.	2.3	557	-722.	872.	2062.	1.9	2.1
557	-722.	872.	2062.	0.6	558	-905.	754.	2106.	0.2	0.4
557	-722.	872.	2062.	1.9	559	-764.	919.	2062.	1.4	1.6
559	-764.	919.	2062.	0.6	560	-918.	830.	2197.	0.2	0.4
559	-764.	919.	2062.	1.4	561	-809.	966.	2061.	1.0	1.2
560	-918.	830.	2197.	0.6	562	-532.	629.	2131.	14.0	13.9
562	-532.	629.	2131.	3.0	563	-554.	666.	2136.	2.8	2.9
563	-554.	666.	2136.	0.6	564	-506.	689.	2224.	0.2	0.4
563	-554.	666.	2136.	2.8	565	-581.	663.	2142.	2.7	2.8

(CONTINUED)

(20 of 52 sheets)

45

TABLE IV-3 (Continued)

NODE NO.	SOURCE			DIAM	NODE NO.	TERMINUS			DIAM	AVG STEM DIAM
	X COORD	Y COORD	Z COORD			X COORD	Y COORD	Z COORD		
	WES DATA COLLECTION SITE J1-03 TREE NO. 7									
565	-581.	663.	2142.	0.6	566	-612.	597.	2224.	3.2	0.4
565	-581.	663.	2142.	2.7	567	-605.	681.	2147.	2.5	2.6
567	-605.	681.	2147.	0.6	568	-591.	729.	2049.	0.2	0.4
567	-605.	681.	2147.	2.5	569	-610.	699.	2152.	2.3	2.4
569	-630.	699.	2152.	0.6	570	-679.	657.	2063.	0.2	0.4
569	-630.	699.	2152.	2.3	571	-654.	716.	2157.	2.2	2.2
571	-654.	716.	2157.	0.6	572	-720.	631.	2136.	0.2	0.4
571	-654.	716.	2157.	2.2	573	-678.	734.	2163.	2.0	2.1
573	-678.	734.	2163.	0.6	574	-688.	691.	2263.	0.2	0.4
573	-678.	734.	2163.	2.0	575	-703.	752.	2168.	1.8	1.9
575	-703.	752.	2168.	0.6	576	-639.	626.	2217.	0.2	0.4
575	-703.	752.	2168.	1.8	577	-727.	769.	2173.	1.7	1.8
577	-727.	769.	2173.	0.6	578	-773.	734.	2080.	0.2	0.4
577	-727.	769.	2173.	1.7	579	-752.	787.	2178.	1.5	1.6
579	-752.	787.	2178.	0.6	580	-762.	743.	2279.	0.2	0.4
579	-752.	787.	2178.	1.5	581	-776.	805.	2184.	1.3	1.4
581	-776.	805.	2184.	0.6	582	-739.	678.	2110.	0.2	0.4
581	-776.	805.	2184.	1.3	583	-801.	822.	2189.	1.2	1.2
583	-801.	822.	2189.	0.6	584	-864.	732.	2198.	0.2	0.4
583	-801.	822.	2189.	1.2	585	-825.	841.	2194.	1.0	1.1
585	-825.	841.	2194.	5.0	586	-580.	630.	2142.	4.3	4.6
586	-580.	630.	2142.	1.2	587	-716.	80.	2153.	0.2	0.7
586	-580.	630.	2142.	4.3	588	-628.	632.	2152.	3.7	4.0
588	-628.	632.	2152.	1.2	589	-775.	469.	2172.	0.2	0.7
588	-628.	632.	2152.	3.7	590	-675.	634.	2163.	3.0	3.4
590	-675.	634.	2163.	1.2	591	-777.	649.	2339.	0.2	0.7
590	-675.	634.	2163.	3.0	592	-723.	635.	2174.	2.3	2.6
592	-723.	635.	2174.	1.2	593	-693.	716.	2064.	0.2	0.7
592	-723.	635.	2174.	2.3	594	-771.	637.	2184.	1.7	2.0
594	-771.	637.	2184.	1.2	595	-932.	760.	2095.	0.2	0.7
594	-771.	637.	2184.	1.7	596	-819.	640.	2195.	1.0	1.4
596	-819.	640.	2195.	13.0	597	-552.	613.	2238.	12.0	12.5
598	-572.	651.	2230.	0.8	599	-600.	672.	2189.	0.2	0.5
597	-552.	613.	2238.	4.0	598	-572.	651.	2230.	3.5	3.8
598	-572.	651.	2230.	3.5	600	-592.	690.	2222.	3.0	3.2
600	-592.	690.	2222.	0.8	601	-618.	725.	2252.	0.2	0.5
600	-592.	690.	2222.	3.0	602	-612.	728.	2214.	2.5	2.8
602	-612.	728.	2214.	0.8	603	-663.	744.	2209.	0.2	0.5
60.	-612.	728.	2214.	2.5	604	-633.	767.	2207.	2.0	2.2
604	-633.	767.	2207.	0.8	605	-683.	785.	2208.	0.2	0.5
604	-633.	767.	2207.	2.0	606	-653.	806.	2199.	1.5	1.8
606	-653.	806.	2199.	0.8	607	-691.	834.	2234.	0.2	0.5
606	-653.	806.	2199.	1.5	608	-673.	846.	2191.	1.0	1.2
597	-552.	613.	2238.	12.0	609	-574.	616.	2284.	11.0	11.5
609	-574.	616.	2284.	3.0	610	-599.	636.	2285.	2.6	2.9
610	-599.	636.	2285.	0.6	611	-609.	685.	2255.	0.2	0.4
610	-599.	636.	2285.	2.8	612	-624.	696.	2286.	2.6	2.7
612	-624.	696.	2286.	0.6	613	-635.	700.	2323.	0.2	0.4
612	-624.	696.	2286.	2.6	614	-650.	677.	2288.	2.3	2.4
614	-650.	677.	2288.	0.6	615	-651.	739.	2288.	0.2	0.4
614	-650.	677.	2288.	2.3	616	-675.	697.	2289.	2.1	2.2
616	-675.	697.	2289.	0.6	617	-719.	705.	2251.	0.2	0.4
616	-675.	697.	2289.	2.1	618	-700.	716.	2290.	1.9	2.0
618	-700.	716.	2290.	0.6	619	-702.	735.	2305.	0.2	0.4
618	-700.	716.	2290.	1.9	620	-725.	738.	2291.	1.7	1.8
620	-725.	738.	2291.	0.6	621	-757.	757.	2337.	0.2	0.4
620	-725.	738.	2291.	1.7	622	-751.	759.	2293.	1.4	1.6
622	-751.	759.	2293.	0.6	623	-768.	794.	2338.	0.2	0.4
622	-751.	759.	2293.	1.4	624	-776.	779.	2294.	1.2	1.3
624	-776.	779.	2294.	0.6	625	-813.	798.	2252.	0.2	0.4
624	-776.	779.	2294.	1.2	626	-801.	801.	2295.	1.0	1.1
609	-574.	616.	2284.	0.8	627	-579.	592.	2288.	5.7	5.8
627	-579.	592.	2288.	1.5	628	-530.	520.	2268.	0.2	0.8
627	-579.	592.	2288.	5.7	629	-583.	569.	2291.	5.3	5.5
629	-583.	569.	2291.	1.5	630	-661.	526.	2295.	0.2	0.8
629	-583.	569.	2291.	5.3	631	-588.	546.	2295.	5.0	5.2
631	-588.	546.	2295.	1.5	632	-632.	488.	2244.	0.2	0.8
631	-588.	546.	2295.	5.0	633	-592.	523.	2298.	4.7	4.8
633	-592.	523.	2298.	1.5	634	-666.	484.	2330.	0.2	0.8
633	-592.	523.	2298.	4.7	635	-597.	500.	2302.	4.3	4.5
635	-597.	500.	2302.	1.5	636	-661.	448.	2268.	0.2	0.8
635	-597.	500.	2302.	4.3	637	-602.	477.	2306.	4.8	4.2
637	-602.	477.	2306.	1.5	638	-693.	421.	2260.	0.2	0.8
637	-602.	477.	2306.	4.0	639	-606.	454.	2309.	3.7	3.8
639	-606.	454.	2309.	1.5	640	-675.	415.	2350.	0.2	0.8
639	-606.	454.	2309.	1.7	641	-641.	431.	2313.	1.3	1.5
641	-641.	431.	2313.	1.5	642	-658.	374.	2264.	0.2	0.8
641	-641.	431.	2313.	3.3	643	-615.	408.	2316.	3.0	3.1
643	-615.	408.	2316.	1.5	644	-608.	399.	2320.	0.2	0.8
643	-615.	408.	2316.	3.0	645	-620.	385.	2320.	2.7	2.8
645	-620.	385.	2320.	1.5	646	-638.	341.	2395.	0.2	0.8
645	-620.	385.	2320.	2.7	647	-625.	362.	2324.	2.3	2.5
647	-625.	362.	2324.	1.5	648	-637.	296.	2265.	0.2	0.8
647	-625.	362.	2324.	2.3	649	-629.	339.	2327.	2.6	2.2
649	-629.	339.	2327.	1.5	650	-577.	275.	2361.	0.2	0.8
649	-629.	339.	2327.	2.0	651	-634.	316.	2331.	1.7	1.8
651	-634.	316.	2331.	1.5	652	-700.	266.	2300.	0.2	0.8
651	-634.	316.	2331.	1.7	653	-638.	283.	2334.	1.3	1.5
653	-638.	283.	2334.	1.5	654	-585.	228.	2363.	0.2	0.8
653	-638.	283.	2334.	1.3	655	-643.	271.	2338.	1.6	1.2
655	-643.	271.	2338.	12.0	656	-593.	417.	2336.	11.0	11.9
656	-593.	417.	2336.	5.0	657	-623.	593.	2341.	4.2	4.6
657	-623.	593.	2341.	1.0	658	-638.	541.	2322.	0.2	0.8

(CONTINUED)

(21 of 52 sheets)

TABLE IV-3 (Continued)

NODE NO.	SOURCE				DIAM	TERMINUS				AVG STEM DIAM
	X COORD	Y COORD	Z COORD	DIAM		NODE NO.	X COORD	Y COORD	Z COORD	
657	-623.	521.	2341.	4.2	659	-653.	570.	2346.	3.4	3.8
659	-653.	570.	2346.	1.0	660	-663.	514.	2337.	0.2	0.6
661	-683.	547.	2351.	1.0	661	-683.	547.	2351.	2.6	3.0
661	-683.	547.	2351.	1.0	662	-737.	546.	2332.	0.2	0.6
663	-713.	524.	2356.	1.0	663	-713.	524.	2356.	1.8	2.2
663	-713.	524.	2356.	1.8	664	-726.	403.	2393.	0.2	0.6
666	-593.	617.	2336.	5.0	665	-743.	502.	2361.	1.0	1.4
666	-617.	627.	2332.	0.8	666	-617.	627.	2332.	4.4	4.7
666	-617.	627.	2332.	4.4	667	-636.	670.	2339.	0.2	0.5
668	-642.	638.	2329.	0.8	668	-642.	638.	2329.	3.9	4.2
668	-642.	638.	2329.	3.9	669	-667.	672.	2350.	0.2	0.5
670	-660.	649.	2325.	0.8	670	-660.	649.	2325.	3.3	3.6
670	-660.	649.	2325.	3.3	671	-709.	645.	2360.	0.2	0.5
672	-691.	640.	2321.	0.8	672	-691.	640.	2321.	2.7	3.0
672	-691.	640.	2321.	2.7	673	-709.	692.	2291.	0.2	0.5
674	-715.	671.	2317.	0.8	674	-715.	671.	2317.	2.1	2.4
674	-715.	671.	2317.	2.1	675	-731.	711.	2298.	0.2	0.5
676	-740.	682.	2314.	0.8	676	-740.	682.	2314.	1.6	2.0
676	-740.	682.	2314.	1.6	677	-762.	701.	2277.	0.2	0.5
679	-593.	617.	2336.	11.0	678	-764.	694.	2310.	1.0	1.3
679	-616.	617.	2406.	8.0	679	-616.	617.	2406.	11.0	11.0
680	-595.	595.	2459.	5.0	680	-595.	595.	2459.	7.0	7.5
681	-609.	629.	2487.	1.0	681	-609.	629.	2487.	4.3	4.6
681	-609.	629.	2487.	4.3	682	-707.	545.	2544.	0.2	0.6
683	-624.	665.	2514.	1.0	683	-624.	665.	2514.	3.7	4.0
683	-624.	665.	2514.	3.7	684	-711.	577.	2581.	0.2	0.6
685	-638.	700.	2542.	1.0	685	-638.	700.	2542.	3.0	3.4
685	-638.	700.	2542.	3.0	686	-739.	732.	2448.	0.2	0.6
687	-652.	735.	2570.	1.0	687	-652.	735.	2570.	2.3	2.6
687	-652.	735.	2570.	2.3	688	-675.	644.	2675.	0.2	0.6
689	-667.	771.	2597.	1.0	689	-667.	771.	2597.	1.7	2.0
689	-667.	771.	2597.	1.7	690	-534.	610.	2606.	0.2	0.6
692	-603.	595.	2514.	1.2	691	-681.	807.	2625.	1.0	1.4
692	-603.	595.	2514.	5.7	692	-603.	595.	2514.	5.7	5.8
694	-612.	596.	2534.	1.2	693	-698.	606.	2517.	0.2	0.7
694	-612.	596.	2534.	5.3	694	-612.	596.	2534.	5.3	5.5
696	-620.	597.	2553.	1.2	695	-704.	622.	2536.	0.2	0.7
696	-620.	597.	2553.	5.0	696	-620.	597.	2553.	5.0	5.2
698	-629.	598.	2573.	1.2	697	-665.	678.	2573.	0.2	0.7
698	-629.	598.	2573.	4.7	698	-629.	598.	2573.	4.7	4.8
700	-637.	599.	2592.	1.2	699	-666.	516.	2685.	0.2	0.7
700	-637.	599.	2592.	4.3	700	-637.	599.	2592.	4.3	4.5
702	-646.	600.	2611.	4.0	701	-710.	660.	2661.	0.2	0.7
702	-646.	600.	2611.	1.2	702	-646.	600.	2611.	4.0	4.2
704	-654.	601.	2631.	3.7	703	-627.	525.	2647.	0.2	0.7
704	-654.	601.	2631.	1.2	704	-654.	601.	2631.	3.7	3.8
706	-663.	602.	2650.	3.3	705	-746.	626.	2633.	0.2	0.7
706	-663.	602.	2650.	1.2	706	-663.	602.	2650.	3.3	3.5
708	-671.	603.	2670.	3.0	707	-675.	680.	2684.	0.2	0.7
708	-671.	603.	2670.	1.2	708	-671.	603.	2670.	3.0	3.2
710	-680.	605.	2708.	2.7	709	-704.	689.	2685.	0.2	0.7
710	-680.	605.	2708.	1.2	710	-680.	605.	2708.	2.7	2.8
712	-688.	605.	2708.	1.2	711	-720.	635.	2692.	0.2	0.7
712	-688.	605.	2708.	2.3	712	-688.	605.	2708.	2.3	2.5
714	-697.	606.	2728.	2.0	713	-625.	614.	2719.	0.2	0.7
714	-697.	606.	2728.	1.2	714	-697.	606.	2728.	2.0	2.2
716	-705.	607.	2747.	1.7	715	-633.	609.	2799.	0.2	0.7
716	-705.	607.	2747.	1.2	716	-705.	607.	2747.	1.7	1.8
718	-714.	608.	2767.	1.3	717	-688.	532.	2803.	0.2	0.7
718	-714.	608.	2767.	8.0	718	-714.	608.	2767.	1.3	1.5
721	-624.	607.	2420.	1.6	719	-675.	569.	2831.	0.2	0.7
721	-624.	607.	2420.	7.6	720	-722.	610.	2786.	1.0	1.2
723	-632.	598.	2433.	1.6	721	-624.	607.	2420.	7.6	7.8
723	-632.	598.	2433.	7.2	722	-593.	551.	2425.	0.2	0.6
725	-641.	588.	2447.	1.6	723	-632.	598.	2433.	7.2	7.4
725	-641.	588.	2447.	0.8	724	-648.	528.	2377.	0.2	0.9
727	-649.	579.	2460.	1.6	725	-641.	588.	2447.	6.8	7.0
727	-649.	579.	2460.	0.4	726	-689.	542.	2386.	0.2	0.9
729	-657.	571.	2474.	5.0	727	-649.	579.	2460.	1.6	1.6
730	-680.	569.	2492.	2.0	728	-657.	571.	2474.	4.8	4.2
731	-705.	519.	2475.	0.4	729	-680.	569.	2492.	5.0	5.0
731	-705.	519.	2475.	1.8	730	-705.	519.	2475.	1.8	1.9
733	-731.	471.	2458.	0.4	732	-727.	478.	2424.	0.2	0.3
733	-731.	471.	2458.	1.5	733	-731.	471.	2458.	1.5	1.4
735	-756.	422.	2440.	0.4	734	-758.	432.	2407.	0.2	0.3
735	-756.	422.	2440.	1.2	735	-756.	422.	2440.	1.2	1.4
730	-680.	569.	2492.	4.0	736	-808.	390.	2407.	0.2	0.3
738	-700.	564.	2523.	3.7	737	-782.	374.	2423.	1.0	1.1
738	-700.	564.	2523.	0.8	738	-700.	564.	2523.	3.7	3.8
740	-719.	561.	2553.	3.4	739	-785.	472.	2559.	8.2	8.5
740	-719.	561.	2553.	0.8	740	-719.	561.	2553.	3.4	3.6
742	-739.	557.	2586.	3.1	741	-688.	485.	2659.	8.2	8.5
742	-739.	557.	2586.	0.8	742	-739.	557.	2586.	3.1	3.2
744	-759.	554.	2618.	2.8	743	-865.	523.	2610.	0.2	0.5
744	-759.	554.	2618.	0.8	744	-759.	554.	2618.	2.8	3.0
746	-778.	550.	2649.	2.5	745	-758.	488.	2707.	8.2	8.5
746	-778.	550.	2649.	0.8	746	-778.	550.	2649.	2.5	2.6
748	-798.	546.	2681.	2.2	747	-750.	588.	2771.	8.2	8.5
748	-798.	546.	2681.	0.8	748	-798.	546.	2681.	2.2	2.4
750	-818.	543.	2712.	0.8	749	-774.	523.	2801.	8.2	8.5
750	-818.	543.	2712.	2.2	750	-818.	543.	2712.	1.9	2.0
					751	-779.	509.	2833.	8.2	8.5

TABLE IV-3 (Continued)

NODE NO.	SOURCE				DIAM	NODE NO.	TERMINUS				AVG STEM DIAM
	X COORD	Y COORD	Z COORD	DIAM			X COORD	Y COORD	Z COORD	DIAM	
750	-818.	543.	2712.	1.9	752	-83C.	539.	2744.	1.6	1.8	
752	-838.	539.	2744.	0.8	753	-798.	542.	2869.	0.2	0.5	
752	-838.	539.	2744.	1.6	754	-837.	536.	2775.	1.3	1.4	
754	-837.	536.	2775.	0.8	755	-875.	543.	2785.	0.2	0.5	
754	-857.	536.	2775.	1.3	756	-877.	533.	2867.	1.0	1.2	
729	-857.	571.	2474.	5.0	757	-894.	603.	2538.	4.8	4.9	
757	-894.	603.	2538.	0.5	758	-885.	676.	2505.	0.2	0.4	
757	-894.	603.	2538.	4.8	759	-730.	635.	2601.	4.5	4.6	
759	-730.	635.	2601.	0.5	760	-672.	691.	2606.	0.2	0.4	
759	-730.	635.	2601.	6.5	761	-767.	648.	2645.	4.2	4.4	
761	-761.	668.	2665.	0.5	762	-696.	682.	2700.	0.2	0.4	
761	-761.	668.	2665.	4.2	763	-806.	702.	2729.	4.0	4.1	
763	-804.	702.	2729.	3.0	764	-793.	668.	2733.	2.7	2.8	
764	-793.	668.	2733.	0.8	765	-734.	684.	2692.	8.2	0.5	
764	-793.	668.	2733.	2.7	766	-781.	635.	2737.	2.4	2.6	
766	-781.	635.	2737.	0.8	767	-715.	660.	2754.	0.2	0.5	
766	-781.	635.	2737.	2.4	768	-770.	602.	2741.	2.1	2.2	
768	-770.	602.	2741.	0.8	769	-710.	627.	2775.	8.2	0.5	
768	-770.	602.	2741.	2.1	770	-759.	570.	2744.	1.9	2.0	
770	-759.	570.	2744.	0.8	771	-713.	592.	2797.	8.2	0.5	
770	-759.	570.	2744.	1.9	772	-740.	537.	2748.	1.6	1.8	
772	-740.	537.	2748.	0.8	773	-827.	541.	2781.	0.2	0.5	
772	-740.	537.	2748.	1.6	774	-736.	504.	2752.	1.3	1.4	
774	-736.	504.	2752.	0.8	775	-758.	505.	2822.	0.2	0.5	
774	-736.	504.	2752.	1.3	776	-725.	472.	2756.	1.0	1.2	
763	-804.	702.	2729.	2.0	777	-807.	709.	2774.	1.8	1.9	
777	-807.	709.	2774.	0.4	778	-834.	676.	2790.	0.2	0.3	
777	-807.	709.	2774.	1.0	779	-810.	717.	2819.	1.6	1.7	
779	-810.	717.	2819.	0.4	780	-854.	728.	2826.	0.2	0.3	
779	-810.	717.	2819.	1.6	781	-813.	725.	2864.	1.4	1.5	
781	-813.	725.	2864.	0.4	782	-792.	765.	2870.	0.2	0.3	
781	-813.	725.	2864.	1.4	783	-816.	733.	2909.	1.2	1.3	
783	-816.	733.	2909.	0.4	784	-776.	753.	2920.	0.2	0.3	
783	-816.	733.	2909.	1.2	785	-819.	742.	2954.	1.0	1.1	
763	-804.	702.	2729.	3.0	786	-819.	685.	2748.	2.7	2.8	
786	-819.	685.	2748.	0.6	787	-980.	741.	2731.	0.2	0.4	
786	-819.	685.	2748.	2.7	788	-833.	670.	2767.	2.4	2.6	
788	-833.	670.	2767.	0.6	789	-916.	679.	2712.	0.2	0.4	
788	-833.	670.	2767.	2.4	790	-848.	654.	2786.	2.1	2.2	
790	-848.	654.	2786.	0.6	791	-784.	578.	2771.	0.2	0.4	
790	-848.	654.	2786.	2.1	792	-862.	639.	2804.	1.9	2.0	
792	-862.	639.	2806.	0.6	793	-777.	621.	2856.	0.2	0.4	
792	-862.	639.	2806.	1.9	794	-877.	623.	2825.	1.6	1.8	
794	-877.	623.	2825.	0.6	795	-814.	546.	2810.	8.2	0.4	
794	-877.	623.	2825.	1.6	796	-891.	608.	2844.	1.5	1.4	
796	-891.	608.	2844.	0.6	797	-838.	558.	2769.	1.2	1.4	
796	-891.	608.	2844.	1.3	798	-906.	593.	2863.	1.8	1.2	

WES DATA COLLECTION SITE J1-03 TREE NO. 8

1	-165.	667.	-5.	58.0	2	-145.	655.	1122.	45.0	51.5
2	-143.	655.	1122.	4.0	3	-125.	645.	1128.	3.7	3.8
3	-125.	645.	1128.	0.4	4	-96.	631.	1073.	0.2	0.3
3	-125.	645.	1128.	3.7	5	-197.	616.	1133.	3.4	3.6
5	-107.	636.	1133.	0.4	6	-83.	612.	1080.	0.2	0.3
5	-107.	636.	1133.	3.4	7	-88.	627.	1139.	3.1	3.2
7	-88.	627.	1139.	0.4	8	-91.	569.	1115.	0.2	0.3
7	-88.	627.	1139.	3.1	9	-78.	618.	1144.	2.8	3.0
9	-78.	618.	1144.	0.4	10	-27.	604.	1148.	0.2	0.3
9	-78.	618.	1144.	2.8	11	-52.	602.	1129.	2.9	2.6
11	-52.	609.	1150.	0.4	12	-42.	564.	1107.	0.2	0.3
11	-52.	609.	1150.	2.5	13	-34.	609.	1156.	2.2	2.4
13	-34.	600.	1156.	0.4	14	-5.	643.	1192.	0.2	0.3
13	-34.	600.	1156.	2.2	15	-16.	591.	1161.	1.9	2.0
15	-16.	591.	1161.	0.4	16	9.	568.	1107.	0.2	0.3
15	-16.	591.	1161.	1.9	17	3.	582.	1107.	1.6	1.8
17	3.	582.	1167.	0.4	18	-9.	520.	1166.	0.2	0.3
17	3.	582.	1167.	1.6	19	21.	573.	1172.	1.3	1.4
19	21.	573.	1172.	0.4	20	14.	512.	1157.	0.2	0.3
19	21.	573.	1172.	1.3	21	39.	569.	1178.	1.0	1.2
2	-143.	655.	1122.	45.0	22	-137.	648.	1239.	43.8	44.4
22	-137.	648.	1239.	9.0	23	-87.	568.	1389.	9.2	8.6
22	-137.	648.	1239.	43.8	24	-151.	642.	1354.	42.5	43.2
24	-131.	642.	1356.	9.0	25	-282.	689.	1438.	9.2	4.6
24	-131.	642.	1356.	42.5	26	-126.	637.	1474.	41.2	41.8
26	-126.	637.	1474.	9.0	27	-192.	689.	1595.	9.2	4.6
26	-126.	637.	1474.	41.2	28	-120.	632.	1591.	40.0	40.6
28	-120.	632.	1591.	14.0	29	-189.	513.	1738.	15.0	15.9
28	-120.	632.	1591.	21.0	30	159.	482.	2540.	16.0	16.5
30	139.	482.	2040.	12.0	31	282.	479.	2169.	9.8	11.5
31	282.	479.	2169.	6.0	32	359.	420.	2249.	4.3	5.2
32	359.	420.	2249.	1.2	33	414.	448.	2320.	8.2	8.7
32	359.	420.	2249.	4.3	34	435.	382.	2338.	2.7	3.5
34	435.	382.	2338.	1.2	35	472.	382.	2412.	8.2	8.7
34	435.	382.	2338.	2.7	36	512.	305.	2410.	1.8	1.8
31	282.	479.	2169.	8.0	37	312.	472.	2243.	7.2	7.6
37	312.	475.	2243.	1.6	38	314.	582.	2246.	0.2	0.9
37	312.	475.	2243.	7.2	39	342.	472.	2318.	6.4	6.8
39	342.	472.	2318.	1.6	40	438.	503.	2278.	8.2	0.9
39	342.	472.	2318.	6.4	41	371.	469.	2398.	5.7	6.0
41	373.	469.	2390.	1.6	42	471.	453.	2349.	8.2	0.9
41	373.	469.	2390.	5.7	43	403.	466.	2464.	4.9	5.3
43	403.	466.	2464.	1.6	44	334.	542.	2495.	8.2	0.9

TABLE IV-3 (Continued)

NODE NO.	SOURCE			DIAM.	NODE NO.	TERMINUS			DIAM.	AVG STEM DIAM.
	X COORD	Y COORD	Z COORD			X COORD	Y COORD	Z COORD		
	WES DATA COLLECTION SITE J1-03 TREE NO. 8									
43	403.	466.	2464.	4.9	45	433.	462.	2537.	4.1	4.5
45	433.	462.	2537.	1.6	46	354.	526.	2573.	0.2	0.9
45	433.	462.	2537.	4.1	47	463.	499.	2611.	3.3	3.7
47	463.	459.	2611.	1.6	48	560.	437.	2970.	0.2	0.9
47	463.	459.	2611.	3.3	49	494.	496.	2685.	2.6	3.0
49	494.	456.	2685.	1.6	50	555.	542.	2663.	0.2	0.9
49	494.	456.	2685.	2.6	51	524.	493.	2758.	1.8	2.2
51	524.	453.	2758.	1.6	52	597.	527.	2731.	0.2	0.9
51	524.	453.	2758.	1.6	53	524.	491.	2832.	1.0	1.4
54	139.	492.	2640.	11.0	54	167.	430.	2093.	10.7	10.8
54	167.	430.	2093.	2.8	55	199.	429.	2134.	0.2	1.5
54	167.	430.	2093.	10.7	56	176.	369.	2147.	10.3	10.5
56	196.	369.	2147.	2.8	57	200.	318.	2144.	0.2	1.5
56	196.	369.	2147.	10.3	58	224.	309.	2200.	10.0	10.2
58	224.	309.	2200.	4.0	59	252.	317.	2258.	3.6	3.8
59	252.	317.	2258.	0.6	60	213.	372.	2269.	0.2	0.4
59	252.	317.	2258.	3.6	61	280.	325.	2317.	3.1	3.4
61	280.	325.	2317.	0.6	62	231.	287.	2346.	0.2	0.4
61	280.	325.	2317.	3.1	63	308.	334.	2375.	2.7	2.9
63	308.	334.	2375.	0.6	64	263.	290.	2403.	0.2	0.4
63	308.	334.	2375.	2.7	65	336.	343.	2433.	2.3	2.5
65	336.	343.	2433.	0.6	66	274.	392.	2461.	0.2	0.4
65	336.	343.	2433.	2.3	67	364.	392.	2491.	1.9	2.1
67	364.	352.	2461.	0.6	68	305.	336.	2522.	0.2	0.4
67	364.	352.	2461.	1.9	69	392.	360.	2550.	1.4	1.6
69	392.	360.	2550.	0.6	70	441.	398.	2520.	0.2	0.4
69	392.	360.	2550.	1.4	71	420.	370.	2608.	1.0	1.2
72	224.	309.	2200.	9.0	72	228.	309.	2269.	8.8	8.9
72	228.	309.	2269.	0.9	73	267.	276.	2316.	0.2	0.6
72	228.	309.	2269.	8.8	74	232.	309.	2338.	8.5	8.6
74	232.	309.	2338.	0.9	75	236.	260.	2388.	0.2	0.6
74	232.	309.	2338.	8.5	76	236.	310.	2408.	8.2	8.4
76	236.	310.	2408.	0.9	77	209.	271.	2459.	0.2	0.6
76	236.	310.	2408.	8.2	78	240.	311.	2477.	8.0	8.1
78	240.	311.	2477.	5.0	79	228.	304.	2510.	4.6	4.8
79	228.	304.	2510.	1.0	80	200.	224.	2538.	0.2	0.6
79	228.	304.	2510.	4.6	81	216.	297.	2542.	4.3	4.4
81	216.	297.	2542.	1.0	82	237.	232.	2612.	0.2	0.6
81	216.	297.	2542.	4.3	83	204.	291.	2575.	3.9	4.1
83	204.	291.	2575.	1.0	84	235.	236.	2651.	0.2	0.6
83	204.	291.	2575.	3.9	85	192.	284.	2605.	3.5	3.7
85	192.	284.	2605.	1.0	86	231.	251.	2690.	0.2	0.6
85	192.	284.	2605.	3.5	87	180.	278.	2640.	3.2	3.4
87	180.	278.	2640.	1.0	88	210.	229.	2716.	0.2	0.6
87	180.	278.	2640.	3.2	89	167.	271.	2673.	2.8	3.0
87	167.	271.	2673.	1.0	90	189.	304.	2762.	0.2	0.6
91	155.	265.	2673.	2.8	91	155.	265.	2705.	2.5	2.6
91	155.	265.	2673.	1.0	92	190.	218.	2784.	0.2	0.6
93	143.	258.	2705.	2.5	93	143.	258.	2738.	2.1	2.3
93	143.	258.	2705.	1.0	94	116.	179.	2787.	0.2	0.6
93	143.	258.	2738.	2.1	95	111.	222.	2771.	1.7	1.9
95	131.	252.	2771.	1.0	96	47.	266.	2817.	0.2	0.6
95	131.	252.	2771.	1.7	97	119.	249.	2803.	1.4	1.6
97	119.	245.	2803.	1.0	98	60.	292.	2865.	0.2	0.6
97	119.	245.	2803.	1.4	99	107.	240.	2836.	1.0	1.2
78	240.	311.	2477.	6.0	100	254.	308.	2519.	6.0	6.3
100	254.	308.	2519.	5.0	101	280.	308.	2562.	4.6	4.8
101	260.	306.	2569.	1.2	102	311.	206.	2566.	0.2	0.7
101	260.	306.	2569.	4.4	103	266.	308.	2618.	4.1	4.4
103	266.	308.	2618.	1.2	104	365.	255.	2608.	0.2	0.7
103	266.	308.	2618.	4.1	105	271.	309.	2668.	3.7	3.9
105	271.	309.	2668.	1.2	106	264.	422.	2666.	0.2	0.7
105	271.	309.	2668.	3.7	107	277.	311.	2718.	3.2	3.4
107	277.	311.	2718.	1.2	108	184.	374.	2727.	0.2	0.7
107	277.	311.	2718.	3.2	109	283.	312.	2767.	2.8	3.0
109	283.	312.	2767.	1.2	110	278.	425.	2765.	0.2	0.7
109	283.	312.	2767.	2.8	111	289.	314.	2817.	2.3	2.6
111	289.	314.	2817.	1.2	112	397.	342.	2804.	0.2	0.7
111	289.	314.	2817.	2.3	113	294.	315.	2867.	1.9	2.1
113	294.	315.	2867.	1.2	114	388.	376.	2854.	0.2	0.7
113	294.	315.	2867.	1.9	115	300.	317.	2816.	1.4	1.6
115	300.	317.	2916.	1.2	116	243.	414.	2920.	0.2	0.7
115	300.	317.	2916.	1.4	117	306.	319.	2866.	1.0	1.2
100	254.	308.	2519.	5.0	118	252.	296.	2571.	4.6	4.8
118	252.	299.	2571.	1.0	119	301.	292.	2622.	0.2	0.6
118	252.	299.	2571.	4.6	120	250.	237.	2624.	4.1	4.4
120	250.	287.	2624.	1.0	121	288.	247.	2670.	0.2	0.6
120	250.	287.	2624.	4.1	122	248.	278.	2676.	3.7	3.9
122	248.	278.	2676.	1.0	123	297.	273.	2729.	0.2	0.6
122	248.	278.	2676.	3.7	124	246.	269.	2729.	3.2	3.4
124	246.	269.	2729.	1.0	125	287.	234.	2776.	0.2	0.6
124	246.	269.	2729.	3.2	126	249.	261.	2781.	2.8	3.0
126	249.	261.	2781.	1.0	127	253.	301.	2840.	0.2	0.6
126	249.	261.	2781.	2.8	128	243.	292.	2834.	2.3	2.6
128	243.	252.	2834.	1.0	129	291.	238.	2865.	0.2	0.6
128	243.	252.	2834.	2.3	130	241.	243.	2886.	1.9	2.1
130	241.	243.	2886.	1.0	131	261.	189.	2929.	0.2	0.6
130	241.	243.	2886.	1.9	132	239.	234.	2939.	1.4	1.6
132	239.	234.	2939.	1.0	133	285.	210.	2988.	0.2	0.6
132	239.	234.	2939.	1.4	134	237.	226.	2991.	1.0	1.2
120	-120.	632.	1591.	39.0	135	-118.	634.	1624.	41.0	40.0
135	-118.	634.	1624.	28.0	136	-73.	658.	1877.	31.0	29.5
136	-73.	658.	1877.	9.0	137	-8.	650.	1965.	8.0	8.5

(CONTINUED)

(24 of 52 sheets)

49

TABLE IV-3 (Continued)

NODE NO.	SOURCE			DIAM	NODE NO.	TERMINUS			DIAM	AVG STEM DIAM
	X COORD	Y COORD	Z COORD			X COORD	Y COORD	Z COORD		
			WES DATA COLLECTION SITE J1-03 TREE NO. #							
137	-8.	650.	1965.	2.2	138	-16.	642.	2029.	0.2	1.2
137	-8.	650.	1965.	8.0	139	56.	644.	2053.	7.0	7.5
139	56.	644.	2053.	2.2	140	62.	602.	2103.	0.2	1.2
139	56.	644.	2053.	7.0	141	121.	638.	2141.	6.0	6.5
136	-73.	658.	1877.	10.0	142	-25.	730.	1979.	9.2	9.6
142	-25.	730.	1979.	1.0	143	52.	755.	1979.	0.2	0.6
142	-25.	730.	1979.	9.2	144	23.	803.	2082.	8.5	8.8
144	23.	803.	2082.	1.0	145	-4.	878.	2094.	0.2	0.6
144	23.	803.	2082.	8.5	146	71.	876.	2184.	7.8	8.2
146	71.	876.	2184.	1.0	147	20.	938.	2213.	0.2	0.6
146	71.	876.	2184.	7.8	148	119.	950.	2287.	7.0	7.4
148	119.	950.	2287.	4.0	149	148.	997.	2285.	3.6	3.8
149	148.	957.	2285.	0.8	150	182.	937.	2272.	0.2	0.5
149	148.	957.	2285.	3.6	151	176.	984.	2282.	3.1	3.4
151	176.	964.	2282.	0.8	152	212.	949.	2298.	0.2	0.5
151	176.	964.	2282.	3.1	153	205.	972.	2280.	2.7	2.9
153	205.	972.	2280.	0.8	154	241.	957.	2296.	0.2	0.5
153	205.	972.	2280.	2.7	155	234.	979.	2278.	2.3	2.5
155	234.	979.	2278.	0.8	156	258.	993.	2247.	0.2	0.5
155	234.	979.	2278.	2.3	157	263.	987.	2276.	1.9	2.1
157	263.	987.	2276.	0.8	158	289.	1009.	2299.	0.2	0.5
157	263.	987.	2276.	1.9	159	291.	994.	2273.	1.4	1.6
159	291.	994.	2273.	0.8	160	312.	1024.	2293.	0.2	0.5
159	291.	994.	2273.	1.4	161	320.	1003.	2271.	1.0	1.2
148	119.	950.	2287.	5.0	162	159.	1005.	2327.	4.2	4.6
162	155.	1005.	2327.	1.2	163	172.	1101.	2313.	0.2	0.7
162	155.	1005.	2327.	4.2	164	191.	1062.	2338.	3.4	3.8
164	191.	1062.	2368.	1.2	165	164.	1147.	2407.	0.2	0.7
164	191.	1062.	2368.	3.4	166	227.	1118.	2408.	2.6	3.0
166	227.	1118.	2408.	1.2	167	316.	1129.	2448.	0.2	0.7
166	227.	1118.	2408.	2.6	168	263.	1179.	2449.	1.8	2.2
168	263.	1179.	2449.	1.2	169	274.	1271.	2438.	0.2	0.7
168	263.	1179.	2449.	1.8	170	299.	1232.	2489.	1.0	1.4
136	-73.	658.	1877.	26.0	171	-48.	661.	2069.	27.0	26.5
171	-48.	661.	2069.	15.0	172	233.	819.	2321.	9.0	12.0
172	233.	819.	2321.	4.0	173	322.	837.	2365.	3.0	3.5
172	233.	819.	2321.	0.6	174	380.	848.	2345.	0.2	0.4
173	322.	837.	2365.	3.0	175	412.	860.	2410.	2.0	2.5
175	412.	860.	2410.	0.6	176	471.	858.	2393.	0.2	0.4
175	412.	860.	2410.	2.0	177	501.	884.	2454.	1.0	1.5
172	233.	815.	2321.	8.0	178	250.	820.	2363.	7.9	7.8
178	250.	820.	2363.	2.0	179	390.	698.	2709.	0.2	1.1
178	250.	820.	2363.	7.5	180	267.	827.	2405.	6.9	7.2
180	267.	827.	2405.	2.0	181	276.	1010.	2558.	0.2	1.1
180	267.	827.	2405.	6.9	182	283.	833.	2447.	6.4	6.6
182	283.	833.	2447.	2.0	183	207.	787.	2667.	0.2	1.1
182	283.	833.	2447.	6.4	184	300.	840.	2489.	5.8	6.1
184	300.	840.	2489.	2.0	185	516.	832.	2586.	0.2	1.1
184	300.	840.	2489.	5.8	186	317.	846.	2531.	5.3	5.6
186	317.	846.	2531.	2.0	187	516.	783.	2643.	0.2	1.1
186	317.	846.	2531.	5.3	188	334.	853.	2573.	4.8	5.0
188	334.	853.	2573.	2.0	189	549.	837.	2671.	0.2	1.1
188	334.	853.	2573.	4.8	190	350.	859.	2614.	4.2	4.5
190	350.	859.	2614.	2.0	191	449.	720.	2779.	0.2	1.1
190	350.	859.	2614.	4.2	192	367.	866.	2656.	3.7	4.0
192	367.	866.	2656.	2.0	193	434.	1055.	2783.	0.2	1.1
192	367.	866.	2656.	3.7	194	384.	872.	2698.	3.2	3.4
194	384.	872.	2698.	2.0	195	333.	788.	2914.	0.2	1.1
194	384.	872.	2698.	3.2	196	401.	879.	2740.	2.6	2.9
196	401.	879.	2740.	2.0	197	494.	738.	2907.	0.2	1.1
196	401.	879.	2740.	2.6	198	417.	865.	2782.	2.1	2.4
198	417.	885.	2782.	2.0	199	383.	1045.	2954.	0.2	1.1
198	417.	885.	2782.	2.1	200	434.	892.	2824.	1.5	1.8
200	434.	892.	2824.	2.0	201	409.	1058.	2991.	0.2	1.1
200	434.	892.	2824.	1.5	202	491.	899.	2868.	1.0	1.2
171	-48.	661.	2069.	18.0	203	-11.	632.	2194.	22.0	20.0
203	-11.	632.	2194.	10.0	204	48.	827.	2243.	9.0	9.5
204	48.	827.	2243.	0.5	205	223.	656.	2238.	0.2	0.4
204	48.	827.	2243.	9.0	206	108.	622.	2297.	8.0	8.5
206	108.	622.	2297.	0.5	207	217.	494.	2351.	0.2	0.4
206	108.	622.	2297.	8.0	208	167.	618.	2348.	7.0	7.5
208	167.	618.	2348.	0.5	209	250.	733.	2454.	0.2	0.4
208	167.	618.	2348.	7.0	210	226.	613.	2399.	6.0	6.5
210	226.	613.	2399.	0.5	211	244.	557.	2566.	0.2	0.4
210	226.	613.	2399.	6.0	212	286.	609.	2451.	5.0	5.5
212	286.	609.	2451.	0.5	213	404.	485.	2494.	0.2	0.4
212	286.	609.	2451.	5.0	214	345.	604.	2502.	4.0	4.5
214	345.	604.	2502.	0.5	215	425.	473.	2588.	0.2	0.4
214	345.	604.	2502.	4.0	216	404.	600.	2553.	3.0	3.5
216	404.	600.	2553.	0.5	217	567.	688.	2562.	0.2	0.4
216	404.	600.	2553.	3.0	218	464.	595.	2605.	2.0	2.5
218	464.	595.	2605.	0.5	219	639.	568.	2592.	0.2	0.4
218	464.	595.	2605.	2.0	220	523.	592.	2654.	1.0	1.5
203	-11.	632.	2194.	22.0	221	17.	619.	2277.	20.0	22.0
221	17.	619.	2277.	11.0	222	91.	599.	2392.	10.0	10.5
222	91.	599.	2392.	0.2	223	136.	560.	2409.	0.2	0.2
222	91.	599.	2392.	10.0	224	149.	581.	2506.	9.0	9.5
224	149.	581.	2506.	0.2	225	192.	574.	2566.	0.2	0.2
224	149.	581.	2506.	9.0	226	239.	563.	2621.	8.0	8.5
226	239.	563.	2621.	3.0	227	277.	570.	2634.	2.6	2.8
227	277.	570.	2634.	0.8	228	312.	608.	2626.	0.2	0.5
227	277.	570.	2634.	2.6	229	316.	578.	2647.	2.2	2.4
229	316.	578.	2647.	0.8	230	354.	608.	2630.	0.2	0.5

(CONTINUED)

[25 of 52 sheets)

TABLE IV-3 (Continued)

NODE NO.	SOURCE			DIAM	NODE NO.	TERMINUS			DIAM	AVG STEM DIAM
	X COORD	Y COORD	Z COORD			X COORD	Y COORD	Z COORD		
WES DATA COLLECTION SITE J1-03 TREE NO. 0										
229	316.	578.	2647.	2.2	231	354.	589.	2699.	1.8	2.0
231	354.	585.	2659.	0.8	232	333.	628.	2666.	0.2	0.5
231	354.	585.	2659.	1.3	233	393.	293.	2672.	1.4	1.8
233	393.	593.	2672.	0.8	234	413.	615.	2714.	0.2	0.5
233	393.	593.	2672.	1.4	235	431.	602.	2687.	1.0	1.2
226	239.	563.	2621.	5.0	236	250.	553.	2657.	4.6	4.8
236	250.	553.	2657.	1.0	237	199.	604.	2792.	0.2	0.6
236	250.	553.	2657.	4.6	238	261.	549.	2693.	4.2	4.4
238	261.	549.	2693.	1.0	239	398.	557.	2760.	0.2	0.6
239	261.	549.	2693.	4.2	240	271.	536.	2729.	3.6	4.0
240	271.	536.	2729.	1.0	241	231.	600.	2663.	0.2	0.6
240	271.	536.	2729.	3.8	242	262.	527.	2765.	3.4	3.6
242	282.	527.	2765.	1.0	243	256.	602.	2697.	0.2	0.6
242	282.	527.	2765.	3.4	244	293.	518.	2800.	3.0	3.2
244	293.	518.	2800.	1.0	245	259.	988.	2934.	0.2	0.6
244	293.	518.	2800.	3.9	246	304.	510.	2836.	2.6	2.8
246	304.	510.	2836.	1.0	247	297.	395.	2929.	0.2	0.6
246	304.	510.	2836.	2.6	248	315.	501.	2872.	2.2	2.4
248	315.	501.	2872.	1.0	249	318.	589.	2999.	0.2	0.6
248	315.	501.	2872.	2.2	250	32.	492.	2908.	1.8	2.0
250	325.	492.	2908.	1.0	251	242.	442.	3027.	0.2	0.6
250	325.	492.	2908.	1.8	252	336.	484.	2944.	1.4	1.6
252	336.	484.	2944.	1.0	253	427.	561.	3041.	0.2	0.6
252	336.	484.	2944.	1.4	254	347.	476.	2980.	1.0	1.2
226	239.	563.	2621.	0.0	255	244.	545.	2674.	5.3	5.6
255	244.	545.	2674.	1.2	256	220.	403.	2747.	0.2	0.7
255	244.	545.	2674.	5.3	257	250.	527.	2728.	4.6	5.0
257	250.	527.	2728.	1.2	258	218.	527.	2821.	0.2	0.7
257	250.	527.	2728.	4.6	259	255.	510.	2781.	3.9	4.2
259	255.	510.	2781.	1.2	260	302.	496.	2489.	0.2	0.7
259	255.	510.	2781.	3.9	261	261.	493.	2834.	3.1	3.5
261	261.	493.	2834.	1.2	262	312.	449.	2904.	0.2	0.7
261	261.	493.	2834.	3.1	263	266.	476.	2887.	2.4	2.8
263	266.	476.	2887.	1.2	264	248.	409.	2958.	0.2	0.7
263	266.	476.	2887.	2.4	265	272.	498.	2961.	1.7	2.0
265	272.	458.	2961.	1.2	266	316.	402.	3008.	0.2	0.7
265	272.	458.	2961.	1.7	267	277.	442.	2994.	1.0	1.4
226	239.	563.	2621.	4.0	268	245.	575.	2668.	3.6	3.8
268	245.	575.	2668.	1.0	269	313.	568.	2744.	0.2	0.6
268	245.	575.	2668.	3.6	270	250.	589.	2714.	3.1	3.4
270	250.	589.	2714.	1.0	271	297.	557.	2800.	0.2	0.6
270	250.	589.	2714.	3.1	272	256.	602.	2761.	2.7	2.9
272	256.	602.	2761.	1.0	273	202.	643.	2838.	0.2	0.6
272	256.	602.	2761.	2.7	274	261.	615.	2808.	2.3	2.5
274	261.	615.	2808.	1.0	275	311.	585.	2893.	0.2	0.6
274	261.	615.	2808.	2.3	276	267.	628.	2855.	1.9	2.1
276	267.	628.	2855.	1.0	277	298.	589.	2944.	0.2	0.6
276	267.	628.	2855.	1.9	278	272.	642.	2901.	1.4	1.6
278	272.	642.	2901.	1.0	279	331.	620.	2983.	0.2	0.6
278	272.	642.	2901.	1.4	280	278.	656.	2948.	1.0	1.2
221	17.	619.	2277.	16.0	281	61.	588.	2743.	12.0	14.0
281	61.	588.	2543.	9.0	282	77.	336.	2594.	8.5	8.8
282	77.	536.	2596.	2.2	283	-11.	490.	2758.	0.2	1.2
282	77.	536.	2596.	6.5	284	94.	304.	2448.	8.0	8.2
284	94.	504.	2648.	2.2	285	57.	524.	2834.	0.2	1.2
284	94.	504.	2648.	6.0	286	110.	473.	2701.	7.5	7.8
286	110.	473.	2701.	2.2	287	113.	514.	2887.	0.2	1.2
286	110.	473.	2701.	7.5	288	126.	442.	2724.	7.0	7.2
288	126.	442.	2754.	3.0	289	140.	442.	2808.	2.3	2.6
289	160.	442.	2808.	0.8	290	242.	483.	2834.	0.2	0.2
289	160.	442.	2808.	2.3	291	194.	444.	2861.	1.7	2.0
291	194.	444.	2861.	0.8	292	213.	510.	2927.	0.2	0.5
291	194.	444.	2861.	1.7	293	228.	446.	2915.	1.0	1.4
288	126.	442.	2754.	4.0	294	124.	439.	2810.	3.8	3.9
294	124.	439.	2810.	1.0	295	72.	429.	2913.	0.2	0.6
294	124.	439.	2810.	3.8	296	122.	438.	2865.	3.1	3.4
296	122.	438.	2865.	1.0	297	76.	444.	2970.	0.2	0.6
296	122.	438.	2865.	3.1	298	120.	436.	2921.	2.7	2.9
298	120.	436.	2921.	1.0	299	70.	418.	3024.	0.2	0.6
298	120.	436.	2921.	2.7	300	119.	435.	2976.	2.3	2.5
300	119.	435.	2976.	1.0	301	66.	430.	3080.	0.2	0.6
300	119.	435.	2976.	2.3	302	117.	433.	3032.	1.9	2.1
302	117.	433.	3032.	1.0	303	66.	417.	3136.	0.2	0.6
302	117.	433.	3032.	1.9	304	115.	432.	3087.	1.4	1.6
304	115.	432.	3087.	1.0	305	137.	470.	3195.	0.2	0.6
304	115.	432.	3087.	1.4	306	113.	431.	3143.	1.0	1.2
288	126.	442.	2754.	4.0	307	113.	436.	2792.	3.7	3.8
307	113.	436.	2792.	1.0	308	18.	436.	2879.	0.2	0.6
307	113.	436.	2792.	3.7	309	100.	438.	2831.	3.3	3.5
309	100.	438.	2831.	1.0	310	124.	427.	2957.	0.2	0.6
309	100.	438.	2831.	3.3	311	87.	425.	2869.	3.0	3.2
311	87.	425.	2869.	1.0	312	48.	474.	2981.	0.2	0.6
311	87.	425.	2869.	3.0	313	74.	420.	2907.	2.7	2.8
313	74.	420.	2907.	1.0	314	-22.	400.	2992.	0.2	0.6
313	74.	420.	2907.	2.7	315	62.	414.	2946.	2.3	2.5
315	62.	414.	2946.	1.0	316	82.	378.	3065.	0.2	0.6
315	62.	414.	2946.	2.3	317	49.	409.	2984.	2.0	2.2
317	49.	409.	2984.	1.0	318	-16.	450.	3085.	0.2	0.6
317	49.	409.	2984.	2.0	319	36.	404.	3022.	1.7	1.8
319	36.	404.	3022.	1.0	320	55.	398.	3141.	0.2	0.6
319	36.	404.	3022.	1.7	321	23.	398.	3061.	1.3	1.5
321	23.	398.	3061.	1.0	322	-3.	320.	3185.	0.2	0.6
321	23.	398.	3061.	1.3	323	10.	394.	3099.	1.0	1.2

(CONTINUED)

(26 of 52 sheets)

57

TABLE IV-3 (Continued)

NODE NO.	SOURCE			DIAM	NODE NO.	TERMINUS			DIAM	AVG STEM DIAM
	X COORD	Y COORD	Z COORD			X COORD	Y COORD	Z COORD		
WES DATA COLLECTION SITE J1-03 TREE NO. 0										
281	61.	568.	2543.	8.0	324	24.	488.	2637.	7.0	7.5
324	24.	488.	2637.	5.0	325	21.	469.	2676.	4.6	4.8
325	21.	469.	2676.	1.2	326	1.	375.	2744.	0.2	0.7
325	21.	469.	2676.	4.6	327	18.	452.	2715.	4.3	4.4
327	18.	452.	2715.	1.2	328	28.	358.	2785.	0.2	0.7
327	18.	452.	2715.	4.3	329	15.	434.	2753.	3.9	4.1
329	15.	434.	2753.	1.2	330	13.	445.	2870.	0.2	0.7
329	15.	434.	2753.	3.9	331	12.	416.	2792.	3.5	3.7
331	12.	416.	2792.	1.2	332	44.	412.	2905.	0.2	0.7
331	12.	416.	2792.	3.5	333	9.	399.	2831.	3.2	3.4
333	9.	399.	2831.	1.2	334	-51.	334.	2909.	0.2	0.7
333	9.	399.	2831.	3.2	335	5.	381.	2807.	2.8	3.0
335	5.	381.	2807.	1.2	336	26.	385.	2986.	0.2	0.7
335	5.	381.	2807.	2.8	337	2.	364.	2909.	2.5	2.6
337	2.	364.	2909.	1.2	338	-5.	268.	2977.	0.2	0.7
337	2.	364.	2909.	2.5	339	-1.	346.	2948.	2.1	2.3
339	-1.	346.	2948.	1.2	340	31.	263.	3025.	0.2	0.7
339	-1.	346.	2948.	2.1	341	-4.	328.	2985.	1.7	1.9
341	-4.	328.	2986.	1.2	342	-44.	331.	3097.	0.2	0.7
341	-4.	328.	2986.	1.7	343	-7.	311.	3025.	1.4	1.6
343	-7.	311.	3025.	1.2	344	13.	315.	3141.	0.2	0.7
343	-7.	311.	3025.	1.4	345	-10.	294.	3064.	1.0	1.2
324	24.	488.	2637.	5.0	346	7.	474.	2698.	4.4	4.7
346	7.	474.	2698.	1.0	347	-23.	427.	2771.	0.2	0.6
346	7.	474.	2698.	4.4	348	-9.	460.	2760.	3.8	4.1
348	-9.	460.	2760.	1.0	349	-14.	467.	2851.	0.2	0.6
348	-9.	460.	2760.	3.8	350	-26.	447.	2821.	3.3	3.6
350	-26.	447.	2821.	1.0	351	-18.	426.	2910.	0.2	0.6
350	-26.	447.	2821.	3.3	352	-43.	434.	2883.	2.7	3.0
352	-43.	434.	2883.	1.0	353	-36.	423.	2973.	0.2	0.6
352	-43.	434.	2883.	2.7	354	-60.	421.	2944.	2.1	2.4
354	-60.	421.	2944.	1.0	355	-75.	373.	3020.	0.2	0.6
354	-60.	421.	2944.	2.1	356	-76.	407.	3006.	1.6	1.8
356	-76.	407.	3006.	1.0	357	-92.	360.	3081.	0.2	0.6
356	-76.	407.	3006.	1.6	358	-93.	395.	3067.	1.0	1.3
171	-48.	661.	2089.	18.0	359	-12.	702.	2264.	19.0	18.5
359	-32.	702.	2284.	6.0	360	6.	711.	2242.	5.3	5.6
360	6.	711.	2242.	1.2	361	45.	752.	2298.	0.2	0.7
360	6.	711.	2242.	5.3	362	45.	722.	2219.	4.6	5.0
362	45.	722.	2219.	1.2	363	14.	761.	2157.	0.2	0.7
362	45.	722.	2219.	4.6	364	83.	732.	2197.	3.9	4.2
364	83.	732.	2197.	1.2	365	134.	680.	2231.	0.2	0.7
364	83.	732.	2197.	3.9	366	122.	742.	2174.	3.1	3.5
366	122.	742.	2174.	1.2	367	97.	732.	2099.	0.2	0.7
366	122.	742.	2174.	3.1	368	160.	752.	2152.	2.4	2.8
368	160.	752.	2152.	1.2	369	131.	801.	2096.	0.2	0.7
368	160.	752.	2152.	2.4	370	199.	763.	2129.	1.7	2.0
370	199.	763.	2129.	1.2	371	216.	890.	2101.	0.2	0.7
370	199.	763.	2129.	1.7	372	237.	774.	2107.	1.0	1.4
359	-32.	702.	2284.	19.0	373	-20.	713.	2345.	18.0	18.5
373	-20.	713.	2345.	1.9	374	17.	649.	2349.	0.2	1.0
373	-20.	713.	2345.	18.0	375	-9.	725.	2425.	17.0	17.5
375	-9.	725.	2425.	1.9	376	28.	788.	2411.	0.2	1.0
375	-9.	725.	2425.	17.0	377	3.	733.	2507.	16.0	16.5
377	3.	738.	2506.	4.0	378	-26.	788.	2534.	3.2	3.6
378	-28.	788.	2534.	0.8	379	71.	911.	245.	0.2	0.5
378	-28.	788.	2534.	3.2	380	-58.	839.	2531.	2.5	2.8
380	-58.	839.	2561.	0.8	381	51.	736.	2453.	0.2	0.5
380	-58.	839.	2561.	2.5	382	-89.	891.	2589.	1.8	2.2
382	-89.	891.	2589.	0.8	383	-214.	768.	2678.	0.2	0.5
382	-89.	891.	2589.	1.8	384	-119.	943.	2617.	1.0	1.4
377	3.	738.	2506.	8.0	385	30.	751.	2547.	7.4	7.7
385	30.	751.	2547.	0.4	386	42.	814.	2639.	0.2	0.3
385	30.	751.	2547.	7.4	387	98.	765.	2588.	6.7	7.0
387	58.	765.	2588.	0.4	388	157.	785.	2638.	0.2	0.3
387	58.	765.	2588.	6.7	389	85.	779.	2629.	6.1	6.4
389	85.	779.	2629.	0.4	390	133.	753.	2727.	0.2	0.3
389	85.	779.	2629.	6.1	391	112.	793.	2670.	5.5	5.8
391	112.	793.	2670.	0.4	392	143.	776.	2777.	0.2	0.3
391	112.	793.	2670.	5.5	393	140.	807.	2711.	4.8	5.2
393	140.	807.	2711.	0.4	394	205.	779.	2798.	0.2	0.3
393	140.	807.	2711.	4.8	395	167.	820.	2751.	4.2	4.5
395	167.	820.	2751.	0.4	396	263.	858.	2796.	0.2	0.3
395	167.	820.	2751.	4.2	397	195.	834.	2792.	3.5	3.8
397	195.	834.	2792.	0.4	398	205.	845.	2905.	0.2	0.3
397	195.	834.	2792.	3.5	399	222.	848.	2833.	2.9	3.2
399	222.	848.	2833.	0.4	400	271.	929.	2895.	0.2	0.3
399	222.	848.	2833.	2.9	401	249.	862.	2874.	2.3	2.6
401	249.	862.	2874.	0.4	402	297.	837.	2973.	0.2	0.3
401	249.	862.	2874.	2.3	403	277.	879.	2915.	1.6	2.0
403	277.	879.	2915.	0.4	404	286.	935.	3011.	0.2	0.3
103	277.	879.	2915.	1.6	405	304.	891.	2950.	1.0	1.3
377	3.	738.	2506.	7.0	406	28.	784.	2320.	6.5	6.8
406	28.	784.	2320.	1.0	407	55.	891.	2370.	0.2	0.3
406	28.	784.	2320.	6.5	408	53.	790.	2550.	6.1	6.3
408	53.	790.	2550.	1.0	409	75.	915.	2607.	0.2	0.6
408	53.	790.	2550.	6.1	410	78.	817.	2572.	5.6	5.8
410	78.	817.	2572.	1.0	411	129.	861.	2603.	0.2	0.6
410	78.	817.	2572.	5.6	412	103.	843.	2594.	5.2	5.4
412	103.	843.	2594.	1.0	413	206.	938.	2599.	0.2	0.6
412	103.	843.	2594.	5.2	414	128.	870.	2416.	4.7	5.0
414	128.	870.	2416.	1.0	415	158.	998.	2660.	0.2	0.6
414	128.	870.	2416.	4.7	416	153.	897.	2638.	4.2	4.4

TABLE IV-3 (Continued);

NODE NO.	SOURCE			DIAM	NODE NO.	TERMINUS			DIAM	AVG STEM DIAM
	X COORD	Y COORD	Z COORD			X COORD	Y COORD	Z COORD		
WES DATA COLLECTION SITE J1-03 TREE NO. 0										
416	153.	897.	2638.	1.0	417	189.	961.	2757.	0.2	0.6
416	153.	897.	2638.	4.2	418	178.	923.	2661.	3.8	4.0
418	178.	923.	2661.	1.0	419	297.	994.	2673.	0.2	0.6
418	178.	923.	2661.	3.8	420	203.	950.	2683.	3.3	3.6
420	203.	950.	2683.	1.0	421	220.	1042.	2785.	0.2	0.6
420	203.	950.	2683.	3.3	422	228.	977.	2705.	2.9	3.1
422	228.	977.	2705.	1.0	423	304.	1092.	2711.	0.2	0.6
422	228.	977.	2705.	2.9	424	253.	1003.	2727.	2.4	2.6
424	253.	1003.	2727.	1.0	425	343.	1109.	2730.	0.2	0.6
424	253.	1003.	2727.	2.4	426	278.	1030.	2749.	1.9	2.2
426	278.	1030.	2749.	1.0	427	358.	1056.	2859.	0.2	0.6
426	278.	1030.	2749.	1.9	428	303.	1056.	2771.	1.5	1.7
428	303.	1056.	2771.	1.0	429	334.	1121.	2889.	0.2	0.6
428	303.	1056.	2771.	1.5	430	328.	1084.	2793.	1.0	1.2
377	3.	738.	2506.	12.0	431	34.	747.	2840.	14.0	13.0
431	34.	747.	2840.	4.0	432	26.	763.	2867.	3.8	3.9
432	26.	763.	2867.	0.6	433	-71.	679.	2693.	0.2	0.4
432	26.	763.	2867.	3.8	434	19.	780.	2694.	3.6	3.7
434	19.	780.	2694.	0.6	435	121.	859.	2672.	0.2	0.4
434	19.	780.	2694.	3.6	436	11.	797.	2721.	3.4	3.5
436	11.	797.	2721.	0.6	437	-49.	887.	2847.	0.2	0.4
436	11.	797.	2721.	3.4	438	1.	814.	2748.	3.3	3.4
438	1.	814.	2748.	0.6	439	-16.	921.	2875.	0.2	0.4
438	1.	814.	2748.	3.3	440	-4.	831.	2775.	3.1	3.2
440	-4.	831.	2775.	0.6	441	103.	785.	2835.	0.2	0.4
440	-4.	831.	2775.	3.1	442	-11.	848.	2802.	2.9	3.0
442	-11.	848.	2802.	0.6	443	32.	958.	2744.	0.2	0.4
442	-11.	848.	2802.	2.9	444	-18.	865.	2829.	2.7	2.8
444	-18.	865.	2829.	0.6	445	10.	977.	2766.	0.2	0.4
444	-18.	865.	2829.	2.7	446	-26.	882.	2855.	2.5	2.6
446	-26.	882.	2855.	10.6	447	-25.	772.	2926.	0.2	0.4
446	-26.	882.	2855.	2.5	448	-34.	900.	2882.	2.3	2.4
448	-34.	900.	2882.	0.6	449	10.	801.	2957.	0.2	0.4
448	-34.	900.	2882.	2.3	450	-41.	917.	2509.	2.1	2.2
450	-41.	917.	2909.	0.6	451	-70.	1021.	2835.	0.2	0.4
450	-41.	917.	2909.	2.1	452	-49.	934.	2936.	1.9	2.0
452	-49.	934.	2936.	0.6	453	-92.	824.	2993.	0.2	0.4
452	-49.	934.	2936.	1.9	454	-56.	951.	2963.	1.8	1.8
454	-56.	951.	2963.	0.6	455	-15.	851.	3038.	0.2	0.4
454	-56.	951.	2963.	1.8	456	-64.	968.	2990.	1.6	1.7
456	-64.	968.	2990.	0.6	457	-31.	865.	3064.	0.2	0.4
456	-64.	968.	2990.	1.6	458	-71.	985.	3017.	1.4	1.5
458	-71.	985.	3017.	0.6	459	-79.	873.	3086.	0.2	0.4
458	-71.	985.	3017.	1.4	460	-78.	1002.	3044.	1.2	1.3
460	-78.	1002.	3044.	0.6	461	-200.	952.	3042.	0.2	0.4
460	-78.	1002.	3044.	1.2	462	-86.	1020.	3071.	1.0	1.1
463	19.	727.	2683.	4.0	463	19.	727.	2683.	3.6	3.8
463	19.	727.	2683.	0.6	464	19.	751.	2737.	0.2	0.4
463	19.	727.	2683.	3.6	465	4.	708.	2726.	3.3	3.4
465	4.	708.	2726.	0.6	466	-6.	652.	2741.	0.2	0.4
465	4.	708.	2726.	3.3	467	-11.	689.	2769.	2.9	3.1
467	-11.	689.	2769.	0.6	468	-39.	719.	2814.	0.2	0.4
467	-11.	689.	2769.	2.9	469	-27.	671.	2812.	2.5	2.7
469	-27.	671.	2812.	0.6	470	-58.	621.	2823.	0.2	0.4
469	-27.	671.	2812.	2.5	471	-42.	652.	2855.	2.1	2.3
471	-42.	652.	2855.	0.6	472	-26.	601.	2882.	0.2	0.4
471	-42.	652.	2855.	2.1	473	-57.	633.	2898.	1.8	2.0
473	-57.	633.	2898.	0.6	474	-87.	583.	2909.	0.2	0.4
473	-57.	633.	2898.	1.8	475	-72.	614.	2941.	1.4	1.6
475	-72.	614.	2941.	0.6	476	-41.	585.	2983.	0.2	0.4
475	-72.	614.	2941.	1.4	477	-87.	596.	2984.	1.0	1.2
431	34.	747.	2640.	9.0	478	54.	755.	2860.	5.0	7.0
478	54.	755.	2880.	3.0	479	58.	745.	2884.	2.8	2.9
479	58.	745.	2886.	1.5	480	35.	719.	2924.	0.2	0.6
479	58.	745.	2886.	2.8	481	62.	737.	2893.	2.6	2.7
481	62.	737.	2893.	1.5	482	99.	703.	2884.	0.2	0.8
481	62.	737.	2893.	2.6	483	66.	728.	2899.	2.3	2.4
483	66.	728.	2899.	1.5	484	43.	703.	2938.	0.2	0.8
483	66.	728.	2899.	2.3	485	70.	720.	2906.	2.1	2.2
485	70.	720.	2906.	1.5	486	109.	688.	2898.	0.2	0.8
485	70.	720.	2906.	2.1	487	73.	711.	2912.	1.9	2.0
487	73.	711.	2912.	1.5	488	54.	644.	2920.	0.2	0.8
487	73.	711.	2912.	1.9	489	77.	703.	2919.	1.7	1.8
489	77.	703.	2919.	1.5	490	78.	652.	2909.	0.2	0.8
489	77.	703.	2919.	2.1	491	81.	694.	2925.	1.4	1.6
491	81.	694.	2925.	1.5	492	128.	687.	2946.	0.2	0.8
491	81.	694.	2925.	1.4	493	59.	686.	2932.	1.2	1.3
493	59.	686.	2932.	1.5	494	129.	686.	2963.	0.2	0.8
493	59.	686.	2932.	1.2	495	89.	678.	2938.	1.0	1.1
495	89.	678.	2938.	4.0	496	59.	754.	2875.	3.7	3.8
496	59.	754.	2875.	0.8	497	92.	746.	2857.	0.2	0.5
496	59.	754.	2875.	3.7	498	63.	755.	2870.	3.5	3.6
498	63.	755.	2870.	0.8	499	97.	748.	2852.	0.2	0.5
498	63.	755.	2870.	3.5	500	69.	753.	2865.	3.2	3.4
500	69.	753.	2865.	0.8	501	88.	762.	2833.	0.2	0.5
500	69.	753.	2865.	3.2	502	73.	753.	2860.	2.9	3.0
502	73.	753.	2860.	0.8	503	90.	758.	2820.	0.2	0.5
502	73.	753.	2860.	2.9	504	78.	752.	2855.	2.6	2.8
504	78.	752.	2855.	0.8	505	96.	760.	2822.	0.2	0.5
504	78.	752.	2855.	2.6	506	82.	752.	2849.	2.4	2.5
506	82.	752.	2822.	0.8	507	97.	750.	2814.	0.2	0.5
506	82.	752.	2822.	2.4	508	87.	751.	2844.	2.1	2.2
508	87.	751.	2844.	0.8	509	105.	739.	2813.	0.2	0.5
508	87.	751.	2844.	2.1	510	92.	751.	2839.	1.8	2.0

TABLE IV-3 (Continued)

NODE NO.	SOURCE			DIAM	NODE NO.	TERMINUS			DIAM	AVG STEM DIAM
	X COORD	Y COORD	Z COORD			X COORD	Y COORD	Z COORD		
			WES DATA COLLECTION SITE		J1-03	TREE NO.				
510	92.	751.	2839.	0.8	511	110.	758.	2806.	0.2	0.5
510	92.	751.	2839.	1.8	512	97.	751.	2834.	1.6	1.7
512	97.	751.	2834.	0.8	513	113.	755.	2800.	0.2	0.5
512	97.	751.	2834.	1.6	514	101.	750.	2829.	1.3	1.4
514	101.	750.	2829.	0.8	515	133.	758.	2808.	0.2	0.5
514	101.	750.	2829.	1.3	516	106.	751.	2824.	1.0	1.2
478	54.	755.	2880.	4.0	517	57.	763.	2901.	3.5	3.8
517	57.	763.	2969.	1.0	518	65.	767.	2969.	0.2	0.6
517	57.	763.	2969.	3.5	519	59.	772.	2922.	3.0	3.2
519	59.	772.	2922.	1.0	520	66.	820.	2971.	0.2	0.6
519	59.	772.	2922.	3.0	521	62.	781.	2942.	2.5	2.9
521	62.	781.	2942.	1.0	522	48.	799.	3008.	0.2	0.6
521	62.	781.	2942.	2.5	523	65.	791.	2963.	2.0	2.2
523	65.	791.	2963.	1.0	524	95.	811.	3022.	0.2	0.6
523	65.	791.	2963.	2.0	525	67.	800.	2984.	1.5	1.8
525	67.	800.	2984.	1.0	526	52.	829.	3045.	0.2	0.6
525	67.	800.	2984.	1.5	527	70.	810.	3005.	1.0	1.2
478	54.	755.	2880.	5.0	528	45.	755.	2913.	4.6	4.8
528	45.	755.	2913.	1.0	529	-31.	836.	3022.	0.2	0.6
528	45.	755.	2913.	4.6	530	37.	757.	2947.	4.1	4.4
530	37.	757.	2947.	1.0	531	59.	832.	3081.	0.2	0.6
530	37.	757.	2947.	4.1	532	26.	758.	2980.	3.7	3.9
532	28.	758.	2980.	1.0	533	-19.	675.	3103.	0.2	0.6
532	28.	758.	2980.	3.7	534	19.	759.	3014.	3.2	3.4
534	19.	759.	3014.	1.0	535	70.	738.	3159.	0.2	0.6
534	19.	759.	3014.	3.2	536	11.	761.	3047.	2.8	3.0
536	11.	761.	3047.	1.0	537	46.	823.	3186.	0.2	0.6
536	11.	761.	3047.	2.8	538	2.	762.	3081.	2.3	2.6
538	2.	762.	3081.	1.0	539	56.	763.	3226.	0.2	0.6
538	2.	762.	3081.	2.3	540	-7.	763.	3114.	1.9	2.1
540	-7.	763.	3114.	1.0	541	20.	703.	3255.	0.2	0.6
540	-7.	763.	3114.	1.9	542	-15.	765.	3148.	1.4	1.6
540	-15.	765.	3148.	1.0	543	-12.	852.	3277.	0.2	0.6
542	-15.	765.	3148.	1.4	544	-24.	767.	3181.	1.0	1.2
135	-118.	634.	1684.	20.0	545	-114.	611.	1740.	19.6	19.8
545	-114.	611.	1740.	2.0	546	-153.	596.	1782.	0.2	1.1
545	-114.	611.	1740.	19.6	547	-110.	588.	1795.	19.2	19.4
547	-110.	588.	1795.	2.0	548	-123.	535.	1821.	0.2	1.1
547	-110.	588.	1795.	19.2	549	-106.	566.	1851.	18.8	19.0
549	-106.	566.	1851.	2.0	550	-86.	514.	1875.	0.2	1.1
549	-106.	566.	1851.	18.8	551	-102.	543.	1906.	18.4	18.6
551	-102.	543.	1906.	2.0	552	-86.	490.	1930.	0.2	1.1
551	-102.	543.	1906.	18.4	553	-98.	521.	1962.	18.0	18.2
553	-98.	521.	1962.	2.0	554	-135.	492.	1999.	0.2	1.1
553	-98.	521.	1962.	18.0	555	-94.	499.	2018.	17.6	17.8
555	-94.	499.	2018.	2.0	556	-80.	521.	2072.	0.2	1.1
555	-94.	499.	2018.	17.6	557	-90.	476.	2073.	11.2	17.4
557	-90.	476.	2073.	2.0	558	-121.	483.	2124.	0.2	1.1
557	-90.	476.	2073.	17.2	559	-86.	454.	2129.	16.8	17.0
559	-86.	454.	2129.	2.0	560	-114.	410.	2159.	0.2	1.1
559	-86.	454.	2129.	16.8	561	-82.	431.	2184.	16.4	16.6
561	-82.	431.	2184.	2.0	562	-81.	455.	2240.	0.2	1.1
561	-82.	431.	2184.	16.4	563	-78.	410.	2240.	16.0	16.2
563	-78.	410.	2240.	9.0	564	-107.	341.	2315.	7.9	8.4
564	-107.	341.	2315.	0.9	565	-96.	239.	2421.	0.2	0.6
564	-107.	341.	2315.	7.9	566	-135.	273.	2390.	6.7	7.3
566	-135.	273.	2390.	0.9	567	-128.	189.	2511.	0.2	0.6
566	-135.	273.	2390.	6.7	568	-164.	205.	2465.	5.6	6.2
568	-164.	205.	2465.	0.9	569	-218.	154.	2592.	0.2	0.6
568	-164.	205.	2465.	5.6	570	-193.	138.	2540.	4.4	5.0
570	-193.	138.	2540.	0.9	571	-180.	60.	2665.	0.2	0.6
570	-193.	138.	2540.	4.4	572	-222.	70.	2515.	3.3	3.8
572	-222.	70.	2615.	0.9	573	-292.	-41.	2682.	0.2	0.6
572	-222.	70.	2615.	3.3	574	-250.	2.	2690.	2.1	2.7
574	-250.	2.	2590.	0.9	575	-273.	-129.	2760.	0.2	0.6
574	-250.	2.	2590.	2.1	576	-85.	2765.	1.0	1.5	
576	-75.	410.	2240.	15.0	577	-75.	370.	2329.	15.0	15.0
577	-75.	370.	2329.	9.0	578	-237.	212.	2499.	7.0	8.0
578	-237.	212.	2499.	4.0	579	-273.	189.	2563.	3.2	3.6
579	-273.	189.	2563.	0.4	580	-279.	123.	2602.	0.2	0.3
579	-273.	189.	2563.	3.2	581	-310.	167.	2627.	2.2	2.9
581	-310.	167.	2627.	0.4	582	-289.	196.	2700.	0.2	0.3
581	-310.	167.	2627.	2.2	583	-346.	145.	2691.	1.8	2.2
583	-346.	145.	2691.	0.4	584	-380.	182.	2750.	0.2	0.3
583	-346.	145.	2691.	0.8	585	-383.	124.	2755.	1.0	1.4
578	-237.	212.	2499.	7.0	586	-292.	196.	2553.	6.1	6.6
586	-292.	196.	2553.	0.7	587	-293.	95.	2605.	0.2	0.4
586	-292.	196.	2553.	6.1	588	-267.	181.	2606.	5.3	5.7
588	-267.	181.	2606.	0.7	589	-214.	188.	2715.	0.2	0.4
588	-267.	181.	2606.	5.3	590	-282.	166.	2660.	4.4	4.8
590	-282.	166.	2660.	0.7	591	-387.	151.	2719.	0.2	0.4
590	-282.	166.	2660.	4.4	592	-297.	152.	2714.	3.6	4.0
592	-297.	152.	2714.	0.7	593	-254.	74.	2796.	0.2	0.4
592	-297.	152.	2714.	3.6	594	-312.	137.	2768.	2.7	3.2
594	-312.	137.	2768.	0.7	595	-401.	168.	2844.	0.2	0.4
594	-312.	137.	2768.	2.7	596	-327.	122.	2821.	1.9	2.3
596	-327.	122.	2821.	0.7	597	-293.	35.	2899.	0.8	0.4
596	-327.	122.	2821.	1.9	598	-342.	103.	2875.	1.0	1.4
597	-75.	370.	2329.	11.0	599	-93.	342.	2447.	12.0	11.5
599	-83.	342.	2447.	5.0	600	-83.	291.	2492.	5.0	5.0
600	-83.	291.	2492.	0.8	601	-88.	286.	2322.	0.2	0.5
600	-83.	291.	2492.	5.0	602	-84.	242.	2456.	5.0	5.0
602	-84.	242.	2456.	0.8	603	-119.	205.	2402.	0.2	0.5
602	-84.	242.	2456.	5.0	604	-84.	193.	2461.	5.0	5.0

(CONTINUED)

(29 of 52 sheets)

TABLE IV-3 (Continued)

NODE NO.	SOURCE			DIAM	NODE NO.	TERMINUS			DIAM	AVG STEM DIAM
	X COORD	Y COORD	Z COORD			X COORD	Y COORD	Z COORD		
WES DATA COLLECTION SITE J1-03 TREE NO. 8										
604	-84.	193.	2461.	4.0	605	-77.	156.	2500.	3.4	3.7
605	-77.	156.	2500.	1.0	606	-96.	105.	2505.	0.2	0.6
605	-77.	156.	2500.	3.4	607	-70.	119.	2539.	2.0	3.1
607	-70.	119.	2539.	1.0	608	-44.	72.	2538.	0.2	0.6
607	-70.	119.	2539.	2.8	609	-62.	83.	2579.	2.2	2.7
609	-62.	83.	2579.	1.0	610	-56.	90.	2632.	0.2	0.6
609	-62.	83.	2579.	2.2	611	-55.	46.	2618.	1.6	1.9
611	-95.	46.	2618.	1.0	612	-10.	32.	2644.	0.2	0.6
611	-55.	46.	2618.	1.6	613	-48.	11.	2657.	1.0	1.3
604	-84.	193.	2461.	4.0	614	-92.	192.	2487.	3.4	3.7
614	-52.	152.	2487.	1.0	615	-87.	102.	2920.	0.2	0.6
614	-92.	152.	2487.	3.4	616	-101.	112.	2912.	2.8	3.1
616	-101.	112.	2912.	1.0	617	-101.	69.	2954.	0.2	0.6
616	-101.	112.	2912.	2.8	618	-109.	72.	2938.	2.2	3.1
618	-109.	72.	2938.	1.0	619	-131.	20.	2959.	0.2	0.6
618	-109.	72.	2938.	2.2	620	-118.	32.	2963.	1.6	1.9
620	-118.	32.	2963.	1.0	621	-136.	-8.	2605.	0.2	0.6
620	-118.	32.	2963.	1.6	622	-126.	-7.	2989.	1.0	1.3
599	-83.	342.	2447.	10.0	623	-82.	311.	2494.	10.5	10.2
623	-82.	311.	2494.	1.0	624	-136.	308.	2494.	0.2	0.6
623	-82.	311.	2494.	10.5	625	-81.	283.	2942.	11.0	10.8
625	-81.	283.	2542.	5.0	626	-51.	251.	2981.	4.3	4.6
626	-51.	251.	2581.	0.5	627	8.	217.	2994.	0.2	0.4
626	-51.	251.	2581.	4.3	628	-22.	220.	2620.	3.7	4.0
628	-22.	220.	2620.	0.5	629	-26.	169.	2667.	0.2	0.4
628	-22.	220.	2620.	3.7	630	8.	189.	2659.	3.0	3.4
630	8.	189.	2659.	0.5	631	22.	181.	2727.	0.2	0.4
630	8.	189.	2659.	3.0	632	38.	158.	2698.	2.5	2.6
632	38.	158.	2698.	0.5	633	39.	135.	2764.	0.2	0.4
632	38.	158.	2698.	2.3	634	67.	127.	2737.	1.7	2.0
634	67.	127.	2737.	0.5	635	121.	84.	2747.	0.2	0.4
634	67.	127.	2737.	1.7	636	97.	97.	2776.	1.0	1.4
625	-81.	283.	2542.	11.0	637	-73.	222.	2609.	8.0	9.5
637	-73.	222.	2609.	3.0	638	-108.	223.	2649.	2.6	2.8
638	-108.	223.	2649.	0.2	639	-147.	205.	2678.	0.2	0.2
638	-108.	223.	2649.	2.6	640	-143.	225.	2688.	2.2	2.4
640	-143.	225.	2688.	0.2	641	-174.	249.	2723.	0.2	0.2
640	-143.	225.	2688.	2.2	642	-177.	227.	2728.	1.6	2.0
642	-177.	227.	2728.	0.2	643	-223.	240.	2751.	0.2	0.2
642	-177.	227.	2728.	1.6	644	-212.	229.	2767.	1.4	1.6
644	-212.	229.	2767.	0.2	645	-237.	251.	2808.	0.2	0.2
644	-212.	229.	2767.	1.4	646	-247.	232.	2807.	1.0	1.2
637	-73.	222.	2609.	4.0	647	-63.	211.	2641.	3.9	3.8
647	-63.	211.	2641.	1.0	648	-67.	105.	2658.	0.2	0.6
647	-63.	211.	2641.	3.5	649	-53.	200.	2674.	3.0	3.2
649	-53.	200.	2674.	1.0	650	-33.	96.	2683.	0.2	0.6
649	-53.	200.	2674.	3.0	651	-43.	190.	2706.	2.9	2.8
651	-43.	190.	2706.	1.0	652	-122.	149.	2767.	0.2	0.6
651	-43.	190.	2706.	2.9	653	-34.	179.	2739.	2.0	2.2
653	-34.	179.	2739.	1.0	654	-5.	76.	2747.	0.2	0.6
653	-34.	179.	2739.	2.0	655	-24.	169.	2771.	1.9	1.8
655	-24.	169.	2771.	1.0	656	-52.	234.	2851.	0.2	0.6
655	-24.	169.	2771.	1.5	657	-14.	159.	2804.	1.0	1.2
637	-73.	222.	2609.	6.0	658	-79.	211.	2670.	5.4	5.7
658	-79.	211.	2670.	1.5	659	-27.	343.	2876.	0.2	0.8
658	-79.	211.	2670.	5.4	660	-85.	201.	2732.	4.8	5.1
660	-85.	201.	2732.	1.5	661	-191.	25.	2873.	0.2	0.8
660	-85.	201.	2732.	4.8	662	-91.	192.	2793.	4.1	4.4
662	-91.	192.	2793.	1.5	663	65.	133.	2979.	0.2	0.8
662	-91.	192.	2793.	4.1	664	-97.	182.	2854.	3.5	3.8
664	-97.	182.	2854.	1.5	665	-289.	144.	3009.	0.2	0.8
664	-97.	182.	2854.	3.5	666	-103.	172.	2916.	2.8	3.2
666	-103.	172.	2916.	1.5	667	50.	99.	3099.	0.2	0.8
666	-103.	172.	2916.	2.8	668	-109.	162.	2977.	2.2	2.5
668	-109.	162.	2977.	1.5	669	-64.	-29.	3133.	0.2	0.8
668	-109.	162.	2977.	2.2	670	-115.	153.	3039.	1.6	1.9
670	-115.	153.	3039.	1.5	671	-24.	-14.	3201.	0.2	0.8
670	-115.	153.	3039.	1.6	672	-121.	144.	3100.	1.0	1.3
637	-73.	222.	2609.	6.0	673	-87.	219.	2466.	5.4	5.7
673	-87.	219.	2466.	1.5	674	-256.	348.	2820.	0.2	0.8
673	-87.	219.	2466.	5.4	675	-100.	218.	2722.	4.9	5.2
675	-100.	218.	2722.	1.5	676	12.	117.	2937.	0.2	0.8
675	-100.	218.	2722.	4.9	677	-114.	216.	2779.	4.3	4.6
677	-114.	216.	2779.	1.5	678	-116.	391.	2974.	0.2	0.8
677	-114.	216.	2779.	4.3	679	-127.	214.	2836.	3.8	4.0
679	-127.	214.	2836.	1.5	680	-43.	339.	3050.	0.2	0.8
679	-127.	214.	2836.	3.8	681	-141.	213.	2892.	3.2	3.5
681	-141.	213.	2892.	1.5	682	-32.	166.	3106.	0.2	0.6
681	-141.	213.	2892.	3.2	683	-154.	214.	3049.	2.7	3.0
683	-154.	214.	3049.	1.5	684	-348.	308.	3096.	0.2	0.8
683	-154.	214.	3049.	2.7	685	-168.	209.	3006.	0.2	0.4
685	-168.	209.	3006.	1.5	686	-313.	357.	3166.	0.2	0.8
685	-168.	209.	3006.	2.1	687	-181.	209.	3062.	1.6	1.9
687	-181.	209.	3062.	1.5	688	-404.	223.	3200.	0.2	0.8
687	-181.	209.	3062.	1.6	689	-195.	207.	3119.	1.0	1.3
135	-118.	634.	1684.	23.0	690	-149.	648.	1893.	28.0	25.9
690	-149.	648.	1893.	8.0	691	-623.	642.	2105.	5.0	6.5
690	-149.	648.	1893.	24.0	692	-175.	602.	2073.	21.0	22.9
692	-175.	602.	2073.	7.0	693	-212.	600.	2142.	2.8	6.4
693	-212.	600.	2142.	1.6	694	-326.	704.	2297.	0.2	1.0
693	-212.	600.	2142.	2.8	695	-220.	719.	2211.	4.5	3.2
695	-250.	719.	2211.	1.6	696	-357.	782.	2372.	0.2	1.0
695	-250.	719.	2211.	4.5	697	-288.	779.	2281.	3.2	3.8
697	-288.	779.	2281.	1.6	698	-422.	901.	2358.	0.8	1.0

(CONTINUED)

(30 of 52 sheets)

55  
TABLE IV-3 (Continued)

NODE NO.	SOURCE				TERMINUS				DIAM	AVG STEM DIAM
	X COORD	Y COORD	Z COORD	DIAM	NODE NO.	X COORD	Y COORD	Z COORD		
697	-288.	779.	2281.	3.2	699	-325.	839.	2350.	2.0	2.6
692	-175.	602.	2073.	13.0	700	-332.	503.	2360.	11.0	12.0
700	-332.	503.	2360.	5.9	701	-508.	370.	2491.	2.9	3.5
700	-332.	503.	2360.	10.0	702	-360.	485.	2400.	10.0	10.0
702	-360.	485.	2400.	1.5	703	-331.	453.	2548.	0.2	0.8
702	-360.	485.	2400.	10.0	704	-388.	467.	2440.	10.0	10.0
734	-388.	467.	2440.	1.5	705	-499.	526.	2529.	0.2	0.8
704	-388.	467.	2440.	10.0	706	-416.	451.	2480.	10.0	10.0
706	-416.	451.	2480.	7.0	707	-467.	444.	2559.	5.8	6.4
707	-467.	444.	2559.	0.7	708	-481.	445.	2652.	0.2	0.4
707	-467.	444.	2559.	5.8	709	-519.	438.	2637.	4.6	5.2
709	-519.	438.	2637.	0.7	710	-536.	414.	2726.	0.2	0.4
709	-519.	438.	2637.	4.6	711	-570.	433.	2716.	3.4	4.0
711	-570.	433.	2716.	0.7	712	-640.	457.	2774.	0.2	0.4
711	-570.	433.	2716.	3.4	713	-622.	427.	2794.	2.2	2.8
713	-622.	427.	2794.	0.7	714	-635.	419.	2887.	0.2	0.4
713	-622.	427.	2794.	2.2	715	-673.	422.	2873.	1.0	1.6
706	-416.	451.	2480.	8.0	716	-431.	437.	2531.	7.3	7.6
716	-431.	437.	2531.	1.2	717	-445.	286.	2645.	0.2	0.7
716	-431.	437.	2531.	7.3	718	-446.	425.	2582.	6.6	7.0
718	-446.	425.	2582.	1.2	719	-562.	466.	2719.	0.2	0.7
718	-446.	425.	2582.	6.6	720	-460.	412.	2632.	5.9	6.2
720	-460.	412.	2632.	1.2	721	-604.	329.	2726.	0.2	0.7
720	-460.	412.	2632.	5.9	722	-475.	400.	2683.	5.2	5.6
722	-475.	400.	2683.	1.2	723	-566.	262.	2779.	0.2	0.7
722	-475.	400.	2683.	5.2	724	-490.	387.	2734.	4.5	4.8
724	-490.	387.	2734.	1.2	725	-589.	460.	2879.	0.2	0.7
724	-490.	387.	2734.	4.5	726	-505.	374.	2785.	3.8	4.2
726	-505.	374.	2785.	1.2	727	-621.	436.	2922.	0.2	0.7
726	-505.	374.	2785.	3.8	728	-520.	362.	2836.	3.1	3.4
728	-520.	362.	2836.	1.2	729	-633.	240.	2929.	0.2	0.7
728	-520.	362.	2836.	3.1	730	-534.	349.	2886.	2.4	2.8
730	-534.	349.	2886.	1.2	731	-464.	349.	3063.	0.2	0.7
730	-534.	349.	2886.	2.4	732	-549.	337.	2937.	1.7	2.0
732	-549.	337.	2937.	1.2	733	-473.	316.	3110.	0.2	0.7
732	-549.	337.	2937.	1.7	734	-564.	325.	2988.	1.0	1.4
692	-175.	602.	2073.	19.0	735	-186.	638.	2356.	18.0	18.5
735	-186.	638.	2356.	7.0	736	-230.	565.	2449.	5.8	6.4
736	-230.	565.	2449.	0.7	737	-292.	465.	2636.	0.2	0.4
736	-230.	565.	2449.	5.8	738	-274.	492.	2542.	4.6	5.2
738	-274.	492.	2542.	0.7	739	-314.	367.	2719.	0.2	0.4
738	-274.	492.	2542.	4.6	740	-317.	420.	2636.	3.4	4.0
740	-317.	420.	2636.	0.7	741	-394.	326.	2819.	0.2	0.4
740	-317.	420.	2636.	3.4	742	-361.	347.	2729.	2.2	2.8
742	-361.	347.	2729.	0.7	743	-408.	198.	2884.	0.2	0.4
742	-361.	347.	2729.	2.2	744	-405.	276.	2822.	1.0	1.6
735	-186.	638.	2356.	14.0	745	-231.	653.	2500.	11.0	12.5
745	-231.	653.	2500.	8.0	746	-246.	621.	2567.	7.2	7.6
746	-246.	621.	2567.	1.2	747	-231.	491.	2675.	0.2	0.7
746	-246.	621.	2567.	7.2	748	-260.	590.	2634.	6.4	6.8
748	-260.	590.	2634.	1.2	749	-345.	477.	2728.	0.2	0.7
748	-260.	590.	2634.	6.4	750	-275.	558.	2701.	5.7	6.0
750	-275.	558.	2701.	1.2	751	-220.	490.	2846.	0.2	0.7
750	-275.	558.	2701.	5.7	752	-289.	527.	2768.	4.9	5.3
752	-289.	527.	2768.	1.2	753	-242.	492.	2927.	0.2	0.7
752	-289.	527.	2768.	4.9	754	-304.	496.	2835.	4.1	4.5
754	-304.	496.	2835.	1.2	755	-295.	501.	3004.	0.2	0.7
754	-304.	496.	2835.	4.1	756	-318.	465.	2902.	3.3	3.7
756	-318.	465.	2902.	1.2	757	-312.	471.	3071.	0.2	0.7
756	-318.	465.	2902.	3.3	758	-333.	433.	2969.	2.6	3.0
758	-333.	433.	2969.	1.2	759	-364.	450.	3135.	0.2	0.7
758	-333.	433.	2969.	2.6	760	-347.	402.	3036.	1.8	2.2
760	-347.	402.	3036.	1.2	761	-422.	281.	3129.	0.2	0.7
760	-347.	402.	3036.	1.8	762	-362.	372.	3103.	1.0	1.4
745	-231.	653.	2500.	11.0	763	-315.	640.	2649.	10.0	10.5
763	-315.	640.	2649.	4.0	764	-321.	602.	2610.	3.4	3.7
764	-321.	602.	2610.	1.0	765	-396.	505.	2551.	0.2	0.6
764	-321.	602.	2610.	3.4	766	-328.	564.	2571.	2.8	3.1
766	-328.	564.	2571.	1.0	767	-281.	457.	2502.	0.2	0.6
766	-328.	564.	2571.	2.8	768	-334.	527.	2532.	2.2	2.5
768	-334.	527.	2532.	1.0	769	-393.	486.	2416.	0.2	0.6
768	-334.	527.	2532.	2.2	770	-341.	489.	2493.	1.6	1.9
770	-341.	489.	2493.	1.0	771	-349.	359.	2453.	0.2	0.6
770	-341.	489.	2493.	1.6	772	-347.	453.	2454.	1.0	1.3
763	-315.	640.	2649.	11.0	773	-324.	636.	2681.	10.2	10.6
773	-324.	636.	2681.	1.1	774	-402.	594.	2730.	0.2	0.6
773	-324.	636.	2681.	10.2	775	-332.	632.	2713.	9.5	9.8
775	-332.	632.	2713.	1.1	776	-420.	622.	2763.	0.2	0.6
775	-332.	632.	2713.	9.5	777	-341.	629.	2746.	8.8	9.2
777	-341.	629.	2746.	1.1	778	-293.	638.	2834.	0.2	0.6
777	-341.	629.	2746.	8.8	779	-350.	627.	2778.	8.0	8.4
779	-350.	627.	2778.	2.0	780	-384.	651.	2778.	1.8	1.9
780	-384.	651.	2778.	0.4	781	-430.	643.	2811.	0.2	0.3
780	-384.	651.	2778.	1.8	782	-418.	676.	2798.	1.5	1.6
782	-418.	676.	2798.	0.4	783	-433.	702.	2841.	0.2	0.3
782	-418.	676.	2798.	1.5	784	-452.	701.	2809.	1.2	1.4
784	-452.	701.	2809.	0.4	785	-476.	714.	2853.	0.2	0.3
784	-452.	701.	2809.	1.2	786	-486.	727.	2819.	1.0	1.1
779	-350.	627.	2778.	3.0	787	-374.	603.	2779.	2.8	2.9
787	-374.	603.	2779.	0.6	788	-448.	589.	2704.	0.2	0.4
787	-374.	603.	2779.	2.8	789	-398.	511.	2780.	2.5	2.6
789	-398.	511.	2780.	0.6	790	-386.	477.	2761.	0.2	0.4
789	-398.	511.	2780.	2.5	791	-423.	458.	2782.	2.2	2.4
791	-423.	558.	2782.	0.6	792	-491.	536.	2703.	0.2	0.4

(CONTINUED)

(31 of 52 sheets)

TABLE IV-3 (Continued)

NODE NO.	SOURCE			DIAM.	NODE NO.	TERMINUS			DIAM.	AVG STEM DIAM.
	X COORD	Y COORD	Z COORD			X COORD	Y COORD	Z COORD		
NES DATA COLLECTION SITE, J1-03 TREE NO. 8										
791	+423.	558.	2782.	2.2	793	-447.	535.	2783.	2.0	2.1
793	-447.	535.	2783.	0.6	794	-551.	557.	2780.	0.2	0.4
793	-447.	535.	2783.	2.0	795	-471.	512.	2784.	1.8	1.9
795	-471.	512.	2784.	0.6	796	-489.	438.	2710.	0.2	0.4
795	-471.	512.	2784.	1.8	797	-495.	490.	2752.	1.5	1.6
797	-495.	490.	2785.	0.6	798	-584.	498.	2644.	0.2	0.4
797	-495.	490.	2785.	1.5	799	-520.	467.	2787.	1.2	1.4
799	-520.	467.	2787.	0.6	800	-528.	383.	2721.	0.2	0.4
799	-520.	467.	2787.	1.2	801	-544.	445.	2788.	1.0	1.1
779	-390.	627.	2778.	6.0	802	-365.	608.	2806.	5.4	5.7
802	-365.	608.	2806.	1.5	803	-546.	507.	2877.	0.2	0.8
802	-365.	608.	2806.	5.4	804	-380.	590.	2834.	4.8	5.1
804	-380.	590.	2834.	1.5	805	-363.	541.	3046.	0.2	0.8
804	-380.	590.	2834.	4.8	806	-396.	572.	2862.	4.1	4.4
806	-396.	572.	2862.	1.5	807	-421.	567.	3079.	0.2	0.8
806	-396.	572.	2862.	4.1	808	-411.	555.	2889.	3.5	3.8
808	-411.	555.	2889.	1.5	809	-447.	358.	2978.	0.2	0.8
808	-411.	555.	2889.	3.5	810	-426.	537.	2917.	2.9	3.2
810	-426.	537.	2917.	1.5	811	-424.	352.	3035.	0.2	0.8
810	-426.	537.	2917.	2.9	812	-441.	519.	2945.	2.2	2.6
812	-441.	519.	2945.	1.5	813	-611.	396.	3008.	0.2	0.8
812	-441.	519.	2945.	2.2	814	-457.	501.	2973.	1.6	1.9
814	-457.	501.	2973.	1.5	815	-609.	210.	3130.	0.2	0.8
814	-457.	501.	2973.	1.6	816	-472.	484.	3001.	1.0	1.3
735	-186.	638.	2356.	12.0	817	-199.	648.	2439.	12.0	12.0
817	-199.	648.	2439.	0.6	818	-190.	723.	2430.	0.2	0.4
817	-199.	648.	2439.	12.0	819	-213.	659.	2521.	12.0	12.0
819	-213.	659.	2521.	0.6	820	-141.	663.	2530.	0.2	0.4
819	-213.	659.	2521.	12.0	821	-226.	671.	2604.	12.0	12.0
821	-226.	671.	2604.	4.0	822	-205.	679.	2630.	3.5	5.8
822	-205.	679.	2630.	0.6	823	-211.	703.	2677.	0.2	0.4
822	-205.	679.	2630.	3.5	824	-184.	687.	2657.	3.0	3.2
824	-184.	687.	2657.	0.6	825	-189.	715.	2701.	0.2	0.4
824	-184.	687.	2657.	3.0	826	-163.	696.	2683.	2.5	2.8
826	-163.	696.	2683.	0.6	827	-128.	670.	2713.	0.2	0.4
826	-163.	696.	2683.	2.5	828	-141.	705.	2710.	2.0	2.2
828	-141.	705.	2710.	0.6	829	-116.	748.	2724.	0.2	0.4
828	-141.	705.	2710.	2.0	830	-120.	713.	2736.	1.5	1.8
830	-120.	713.	2736.	0.6	831	-117.	754.	2769.	0.2	0.4
830	-120.	713.	2736.	1.5	832	-99.	723.	2763.	1.0	1.2
831	-99.	723.	2763.	4.9	833	-214.	634.	2552.	3.0	3.5
833	-214.	634.	2552.	0.4	834	-167.	638.	2561.	0.2	0.3
833	-214.	634.	2552.	3.0	835	-201.	599.	2501.	2.0	2.5
835	-201.	599.	2501.	0.4	836	-156.	615.	2500.	0.2	0.3
835	-201.	599.	2501.	2.0	837	-189.	564.	2449.	1.0	1.5
821	-226.	671.	2604.	12.0	838	-239.	662.	2747.	10.0	11.0
838	-239.	662.	2747.	4.0	839	-223.	652.	2789.	3.8	3.9
839	-223.	652.	2789.	1.0	840	-228.	543.	2819.	0.2	0.6
839	-223.	652.	2789.	3.8	841	-207.	642.	2831.	3.1	3.4
841	-207.	642.	2831.	1.0	842	-285.	621.	2908.	0.2	0.6
841	-207.	642.	2831.	3.1	843	-191.	633.	2873.	2.7	2.9
843	-191.	633.	2873.	1.0	844	-176.	722.	2939.	0.2	0.6
843	-191.	633.	2873.	2.7	845	-174.	623.	2914.	2.3	2.5
845	-174.	623.	2914.	1.0	846	-230.	540.	2970.	0.2	0.6
845	-174.	623.	2914.	2.3	847	-158.	614.	2956.	1.9	2.1
847	-158.	614.	2956.	1.0	848	-48.	632.	2970.	0.2	0.6
847	-158.	614.	2956.	1.9	849	-142.	604.	2998.	1.4	1.6
849	-142.	604.	2998.	1.0	850	-162.	683.	3076.	0.2	0.6
849	-142.	604.	2998.	1.4	851	-126.	596.	3040.	1.0	1.2
858	-239.	662.	2747.	6.0	852	-243.	641.	2759.	5.7	5.8
852	-243.	661.	2759.	0.6	853	-250.	634.	2804.	0.2	0.4
852	-243.	661.	2759.	5.7	854	-248.	662.	2772.	5.4	5.6
854	-248.	662.	2772.	0.6	855	-286.	633.	2812.	0.2	0.4
854	-248.	662.	2772.	5.4	856	-252.	662.	2784.	5.1	5.2
856	-252.	662.	2784.	0.6	857	-250.	688.	2830.	0.2	0.4
856	-252.	662.	2784.	5.1	858	-257.	663.	2796.	4.8	5.0
858	-257.	663.	2796.	0.6	859	-267.	694.	2837.	0.2	0.4
858	-257.	663.	2796.	4.8	860	-261.	663.	2809.	4.4	4.6
860	-261.	663.	2809.	0.6	861	-248.	664.	2859.	0.2	0.4
860	-261.	663.	2809.	4.4	862	-266.	664.	2821.	4.1	4.2
862	-266.	664.	2821.	0.6	863	-263.	642.	2869.	0.2	0.4
862	-266.	664.	2821.	4.1	864	-270.	664.	2833.	3.8	4.6
864	-270.	664.	2833.	0.6	865	-269.	691.	2878.	0.2	0.4
864	-270.	664.	2833.	3.8	866	-275.	665.	2845.	3.5	3.6
866	-275.	665.	2845.	0.6	867	-272.	689.	2892.	0.2	0.4
866	-275.	665.	2845.	3.5	868	-279.	665.	2858.	3.2	3.4
868	-279.	665.	2858.	0.6	869	-319.	688.	2890.	0.2	0.4
868	-279.	665.	2858.	3.2	870	-284.	643.	2870.	2.9	3.0
870	-284.	664.	2870.	0.6	871	-275.	650.	2920.	0.2	0.4
870	-284.	664.	2870.	2.9	872	-269.	666.	2882.	2.6	2.8
872	-269.	666.	2882.	0.6	873	-275.	672.	2933.	0.2	0.4
872	-269.	666.	2882.	2.6	874	-293.	666.	2895.	2.3	2.4
874	-293.	666.	2895.	0.6	875	-282.	622.	2942.	0.2	0.4
874	-293.	666.	2895.	2.3	876	-298.	667.	2907.	1.9	2.1
876	-298.	667.	2907.	0.6	877	-316.	698.	2945.	0.2	0.4
876	-298.	667.	2907.	1.9	878	-302.	667.	2919.	1.6	1.8
878	-302.	667.	2919.	0.6	879	-311.	698.	2961.	0.2	0.4
878	-302.	667.	2919.	1.6	880	-307.	688.	2932.	1.3	1.4
888	-307.	668.	2932.	0.6	881	-313.	640.	2976.	0.2	0.4
880	-307.	668.	2932.	1.3	882	-311.	669.	2944.	1.0	1.2
880	-307.	668.	2932.	0.6	883	-261.	706.	2831.	7.9	7.8
883	-261.	706.	2831.	2.0	884	-410.	697.	2957.	0.2	1.1
883	-261.	706.	2831.	7.5	889	-284.	792.	2916.	7.0	7.2
889	-284.	792.	2916.	5.0	886	-324.	769.	2963.	4.3	4.6

(CONTINUED)

(32 of 52 sheets)

57

TABLE IV-3 (Continued)

NODE NO.	SOURCE			DIAM	NODE NO.	TERMINUS			DIAM	AVG STEM DIAM
	X COORD	Y COORD	Z COORD			X COORD	Y COORD	Z COORD		
WES DATA COLLECTION SITE J1-03 TREE NO. 8										
886	-324.	769.	2963.	1.0	887	-369.	827.	3028.	0.2	0.6
886	-324.	769.	2963.	4.3	888	-364.	788.	3011.	3.7	4.0
888	-364.	788.	3011.	1.0	889	-442.	790.	3068.	0.2	0.6
888	-364.	788.	3011.	3.7	890	-404.	806.	3058.	3.0	3.4
890	-404.	806.	3058.	1.0	891	-476.	803.	3123.	0.2	0.6
890	-404.	806.	3058.	3.0	892	-445.	825.	3105.	2.3	2.6
892	-445.	825.	3105.	1.0	893	-489.	882.	3170.	0.2	0.6
892	-445.	825.	3105.	2.3	894	-485.	843.	3153.	1.7	2.0
894	-485.	843.	3153.	1.0	895	-527.	848.	3240.	0.2	0.6
894	-485.	843.	3153.	1.7	896	-525.	863.	3200.	1.0	1.4
895	-284.	752.	2916.	6.0	897	-281.	738.	2954.	5.3	5.6
897	-281.	738.	2954.	1.5	898	-342.	687.	3104.	0.2	0.8
897	-281.	738.	2954.	5.3	899	-278.	726.	2992.	4.6	5.0
899	-278.	726.	2992.	1.5	900	-246.	742.	3158.	0.2	0.8
899	-278.	726.	2992.	4.6	901	-275.	713.	3030.	3.9	4.2
901	-275.	713.	3030.	1.5	902	-241.	681.	3153.	0.2	0.8
901	-275.	713.	3030.	3.9	903	-273.	700.	3069.	3.1	3.5
903	-273.	700.	3069.	1.5	904	-218.	706.	3229.	0.2	0.8
903	-273.	700.	3069.	3.1	905	-270.	687.	3107.	2.4	2.8
905	-270.	687.	3107.	1.5	906	-290.	572.	3229.	0.2	0.8
905	-270.	687.	3107.	2.4	907	-267.	675.	3145.	1.7	2.0
907	-267.	675.	3145.	1.5	908	-324.	645.	3301.	0.2	0.8
907	-267.	675.	3145.	1.7	909	-264.	663.	3183.	1.0	1.4
WES DATA COLLECTION SITE J1-03 TREE NO. 9										
1	-845.	252.	-4.	37.0	2	-845.	235.	1728.	24.0	30.5
2	-845.	235.	1728.	3.0	3	-852.	294.	1733.	2.8	2.9
3	-852.	294.	1733.	0.4	4	-861.	277.	1679.	0.2	0.3
3	-852.	294.	1733.	2.8	4	-860.	273.	1732.	2.4	2.7
5	-860.	273.	1739.	0.4	6	-859.	300.	1685.	0.2	0.3
5	-860.	273.	1739.	2.6	7	-867.	293.	1744.	2.5	2.5
7	-867.	293.	1744.	0.4	8	-825.	327.	1719.	0.2	0.3
7	-867.	293.	1744.	2.5	9	-875.	313.	1749.	2.3	2.4
9	-875.	313.	1749.	2.3	11	-882.	333.	1755.	2.1	2.2
9	-875.	313.	1749.	0.4	10	-934.	304.	1744.	0.2	0.3
11	-882.	333.	1755.	0.4	12	-857.	369.	1712.	0.2	0.3
11	-882.	333.	1755.	2.1	13	-890.	352.	1760.	1.9	2.0
13	-890.	352.	1760.	0.4	14	-936.	337.	1794.	0.2	0.3
13	-890.	352.	1760.	1.9	15	-897.	372.	1766.	1.7	1.8
15	-897.	372.	1766.	0.4	16	-897.	398.	1712.	0.2	0.3
15	-897.	372.	1766.	1.7	17	-905.	382.	1721.	1.4	1.6
17	-905.	392.	1771.	0.4	18	-854.	423.	1769.	0.2	0.3
17	-905.	392.	1771.	1.6	19	-912.	412.	1776.	1.4	1.5
19	-912.	412.	1776.	0.4	20	-865.	449.	1760.	0.2	0.3
19	-912.	412.	1776.	1.4	21	-920.	431.	1782.	1.2	1.3
21	-920.	431.	1782.	0.4	22	-919.	459.	1729.	0.2	0.3
21	-920.	431.	1782.	1.2	23	-927.	452.	1787.	1.0	1.1
24	-845.	235.	1728.	24.0	24	-843.	230.	1815.	24.0	24.0
24	-845.	235.	1728.	4.0	25	-854.	207.	1824.	3.7	3.8
25	-854.	207.	1824.	0.6	26	-859.	219.	1880.	0.2	0.4
25	-854.	207.	1824.	3.7	27	-864.	184.	1832.	3.5	3.6
27	-864.	184.	1832.	0.6	28	-867.	195.	1889.	0.2	0.4
27	-864.	184.	1832.	3.5	29	-875.	162.	1841.	3.2	3.4
29	-875.	162.	1841.	0.6	30	-832.	142.	1874.	0.2	0.4
29	-875.	162.	1841.	3.2	31	-886.	140.	1849.	2.9	3.0
31	-886.	140.	1849.	0.6	32	-852.	129.	1894.	0.2	0.4
31	-886.	140.	1849.	2.9	33	-897.	117.	1858.	2.6	2.8
33	-897.	117.	1858.	0.6	34	-819.	86.	1866.	0.2	0.4
33	-897.	117.	1858.	2.6	35	-917.	95.	1866.	2.4	2.5
35	-907.	95.	1866.	0.6	36	-899.	61.	1820.	0.2	0.4
35	-907.	95.	1866.	2.4	37	-918.	72.	1875.	2.1	2.2
37	-918.	72.	1875.	0.6	38	-933.	49.	1824.	0.2	0.4
37	-918.	72.	1875.	2.1	39	-929.	50.	1883.	1.8	2.0
39	-929.	50.	1883.	0.6	40	-894.	39.	1928.	0.2	0.4
39	-929.	50.	1883.	1.8	41	-940.	28.	1892.	1.6	1.7
41	-940.	28.	1892.	0.6	42	-910.	21.	1941.	0.2	0.4
41	-940.	28.	1892.	1.6	43	-950.	5.	1900.	1.3	1.4
43	-950.	5.	1900.	0.6	44	-968.	-17.	1850.	0.2	0.4
43	-950.	5.	1900.	1.3	45	-961.	-16.	1909.	1.0	1.2
44	-843.	230.	1815.	24.0	46	-844.	224.	1865.	22.0	23.0
46	-844.	224.	1865.	7.0	47	-806.	213.	1833.	4.2	6.6
47	-806.	213.	1933.	1.8	48	-677.	283.	1990.	0.2	1.0
47	-806.	213.	1933.	6.2	49	-748.	202.	2002.	3.5	5.8
49	-768.	202.	2002.	1.8	50	-629.	258.	2050.	0.2	1.0
49	-768.	202.	2002.	5.5	51	-731.	192.	2070.	4.8	5.2
51	-731.	192.	2070.	1.8	52	-720.	286.	2195.	0.2	1.0
51	-731.	192.	2070.	5.8	53	-613.	181.	2138.	4.0	6.4
53	-613.	181.	2138.	1.8	54	-572.	87.	2174.	0.2	1.0
53	-613.	181.	2138.	4.0	55	-655.	171.	2207.	3.2	3.6
55	-655.	171.	2207.	1.8	56	-611.	276.	2315.	0.2	1.0
55	-655.	171.	2207.	3.2	57	-617.	160.	2275.	2.5	2.8
57	-617.	160.	2275.	1.8	58	-679.	139.	2420.	0.2	1.0
57	-617.	160.	2275.	2.5	59	-580.	180.	2344.	1.8	2.2
59	-580.	180.	2344.	1.8	60	-636.	113.	2486.	0.2	1.0
59	-580.	180.	2344.	1.8	61	-642.	140.	2412.	4.0	4.4
61	-642.	140.	2412.	1.8	62	-834.	232.	1921.	24.0	23.9
62	-834.	232.	1921.	13.0	63	-867.	230.	2019.	13.0	13.0
63	-867.	230.	2019.	5.0	64	-882.	240.	2028.	4.6	4.8
64	-882.	240.	2028.	0.2	65	-885.	241.	2037.	0.2	0.8
64	-882.	240.	2028.	4.6	66	-897.	291.	2037.	4.1	4.4
66	-897.	291.	2037.	0.5	67	-900.	293.	2069.	0.2	0.6
66	-897.	291.	2037.	4.1	68	-912.	322.	2047.	3.7	3.9
68	-912.	322.	2047.	0.5	69	-929.	336.	2024.	8.2	8.6

(CONTINUED)

(33 of 52 sheets)

58

TABLE IV-3 (Continued)

NODE NO.	SOURCE				NODE NO.	TERMINUS				AVG STEM DIAM
	X COORD	Y COORD	Z COORD	DIAM		X COORD	Y COORD	Z COORD	DIAM	
68	-912.	322.	2047.	3.7	70	-927.	393.	2056.	3.2	3.4
70	-927.	353.	2056.	0.5	71	-913.	378.	2041.	0.2	0.4
70	-927.	353.	2056.	3.2	72	-941.	388.	2065.	2.0	3.0
72	-941.	384.	2065.	0.5	73	-921.	408.	2071.	0.2	0.4
72	-941.	384.	2065.	2.8	74	-956.	419.	2074.	2.3	2.6
74	-956.	419.	2074.	0.5	75	-941.	431.	2097.	0.2	0.4
74	-956.	419.	2074.	2.3	76	-971.	448.	2084.	1.9	2.1
76	-971.	446.	2084.	0.5	77	-1000.	451.	2071.	0.2	0.4
76	-971.	446.	2084.	1.9	78	-986.	477.	2093.	1.4	1.6
78	-986.	477.	2093.	0.5	79	-1016.	473.	2103.	0.2	0.4
78	-986.	477.	2093.	1.4	80	-1001.	509.	2102.	1.0	1.2
83	-867.	230.	2019.	13.0	81	-896.	241.	2213.	10.0	11.5
81	-896.	241.	2213.	4.0	82	-920.	204.	2240.	3.2	3.6
82	-920.	204.	2240.	0.4	83	-908.	173.	2267.	0.2	0.3
82	-920.	204.	2240.	3.2	84	-944.	167.	2267.	2.9	2.8
84	-944.	167.	2267.	0.4	85	-935.	144.	2300.	0.2	0.3
84	-944.	167.	2267.	2.5	86	-969.	131.	2294.	1.0	2.2
86	-969.	131.	2294.	0.4	87	-957.	101.	2320.	0.2	0.3
86	-969.	131.	2294.	1.0	88	-993.	99.	2321.	1.0	1.4
81	-896.	241.	2213.	4.0	89	-902.	264.	2225.	3.7	3.8
89	-902.	264.	2225.	0.0	90	-884.	268.	2298.	0.2	0.5
89	-902.	264.	2225.	3.7	91	-908.	288.	2237.	3.9	3.6
91	-908.	288.	2237.	0.0	92	-957.	341.	2250.	0.2	0.5
91	-908.	288.	2237.	3.9	93	-915.	311.	2230.	3.2	3.4
93	-915.	311.	2230.	0.0	94	-981.	341.	2230.	0.2	0.5
93	-915.	311.	2230.	3.2	95	-921.	335.	2262.	2.0	3.0
95	-921.	335.	2262.	0.0	96	-883.	395.	2236.	0.2	0.5
95	-921.	335.	2262.	2.9	97	-927.	359.	2274.	2.6	2.8
97	-927.	359.	2274.	0.0	98	-868.	406.	2284.	0.2	0.5
97	-927.	359.	2274.	2.6	99	-933.	383.	2284.	2.4	2.5
99	-933.	383.	2284.	0.0	100	-878.	434.	2286.	0.2	0.5
99	-933.	383.	2284.	2.4	101	-938.	467.	2288.	2.1	2.2
101	-939.	407.	2298.	0.0	102	-908.	468.	2267.	0.2	0.5
101	-939.	407.	2298.	2.1	103	-945.	431.	2310.	1.0	2.0
103	-945.	431.	2310.	0.0	104	-1019.	447.	2313.	0.2	0.5
103	-945.	431.	2310.	1.8	105	-952.	494.	2323.	1.6	1.7
105	-952.	454.	2323.	0.0	106	-1003.	490.	2378.	0.2	0.5
105	-952.	454.	2323.	1.6	107	-958.	478.	2315.	1.3	1.4
107	-958.	478.	2335.	0.0	108	-1031.	495.	2337.	0.2	0.5
107	-958.	478.	2335.	1.3	109	-964.	503.	2347.	1.0	1.2
81	-896.	241.	2213.	10.0	110	-908.	244.	2301.	10.0	10.0
110	-908.	244.	2301.	0.0	111	-929.	232.	2332.	5.9	6.0
111	-929.	232.	2332.	1.5	112	-1100.	144.	2232.	0.2	0.8
111	-929.	232.	2332.	5.9	113	-950.	222.	2162.	5.7	5.8
113	-950.	222.	2362.	1.5	114	-1083.	70.	2270.	0.2	0.8
113	-950.	222.	2362.	5.7	115	-971.	211.	2393.	5.0	5.6
115	-971.	211.	2393.	1.5	116	-856.	40.	2460.	0.2	0.8
115	-971.	211.	2393.	5.6	117	-992.	201.	2424.	5.4	5.5
117	-992.	201.	2424.	1.5	118	-870.	30.	2499.	0.2	0.8
117	-992.	201.	2424.	5.4	119	-1013.	190.	2455.	5.3	5.4
119	-1013.	190.	2455.	1.5	120	-1016.	-29.	2420.	0.2	0.8
119	-1013.	190.	2455.	5.3	121	-1034.	180.	2485.	5.1	5.2
121	-1034.	180.	2485.	1.5	122	-920.	7.	2551.	0.2	0.8
121	-1034.	180.	2485.	5.1	123	-1035.	170.	2516.	5.0	5.0
123	-1035.	170.	2516.	3.0	124	-1033.	179.	2530.	2.0	2.9
124	-1033.	175.	2530.	0.0	125	-1117.	202.	2367.	0.2	0.6
124	-1033.	175.	2530.	2.0	126	-1051.	180.	2543.	2.0	2.7
126	-1051.	180.	2543.	0.0	127	-1131.	218.	3142.	0.2	0.4
126	-1051.	180.	2543.	2.0	128	-1069.	186.	2557.	2.5	2.6
128	-1069.	185.	2557.	0.0	129	-1118.	240.	2650.	0.2	0.4
128	-1069.	185.	2557.	2.5	130	-1087.	192.	2571.	2.3	2.4
130	-1087.	192.	2571.	0.0	131	-1160.	148.	2163.	0.2	0.4
130	-1087.	192.	2571.	2.3	132	-1109.	198.	2585.	2.1	2.2
132	-1109.	198.	2585.	0.0	133	-1170.	258.	2564.	0.2	0.4
132	-1109.	198.	2585.	2.1	134	-1122.	203.	2598.	1.9	2.0
134	-1122.	203.	2598.	0.0	135	-1168.	162.	3182.	0.2	0.4
134	-1122.	203.	2598.	1.9	136	-1140.	209.	2612.	1.7	1.8
136	-1140.	209.	2612.	0.0	137	-1221.	265.	2811.	0.2	0.4
136	-1140.	209.	2612.	1.7	138	-1198.	219.	2826.	1.0	1.6
138	-1198.	219.	2826.	0.0	139	-1191.	282.	2271.	0.2	0.4
138	-1198.	219.	2826.	1.6	140	-1176.	221.	2640.	1.4	1.9
140	-1176.	221.	2840.	0.0	141	-1219.	287.	2668.	0.2	0.4
140	-1176.	221.	2840.	1.4	142	-1194.	226.	2693.	1.2	1.3
142	-1194.	226.	2833.	0.0	143	-1271.	267.	2684.	0.2	0.4
142	-1194.	226.	2833.	1.2	144	-1212.	233.	2667.	1.0	1.1
123	-1055.	170.	2516.	4.0	145	-1064.	157.	2543.	3.6	3.8
145	-1064.	157.	2543.	0.0	146	-1114.	179.	2534.	0.2	0.4
145	-1064.	157.	2543.	3.6	147	-1072.	144.	2570.	3.1	3.6
147	-1072.	144.	2570.	0.0	148	-1092.	192.	2585.	0.2	0.4
147	-1072.	144.	2570.	3.1	149	-1081.	132.	2597.	2.7	2.9
149	-1081.	132.	2597.	0.0	150	-1100.	160.	2613.	0.2	0.4
149	-1081.	132.	2597.	2.7	151	-1098.	119.	2623.	2.3	2.5
151	-1098.	119.	2623.	0.0	152	-1105.	74.	2598.	0.2	0.4
151	-1098.	119.	2623.	2.3	153	-1099.	107.	2650.	1.9	2.1
153	-1099.	107.	2650.	0.0	154	-1053.	129.	2673.	0.2	0.4
153	-1099.	107.	2650.	1.9	155	-1107.	84.	2677.	1.4	1.6
155	-1107.	94.	2677.	0.0	156	-1090.	46.	2661.	0.2	0.4
155	-1107.	94.	2677.	1.4	157	-1116.	83.	2707.	1.0	1.2
110	-908.	244.	2301.	9.0	158	-916.	240.	2342.	0.9	0.8
158	-916.	248.	2342.	1.0	159	-1101.	259.	2466.	0.2	1.0
158	-916.	248.	2342.	8.5	160	-925.	293.	2384.	7.9	8.2
160	-925.	253.	2384.	1.0	161	-1028.	131.	2539.	0.2	1.0
160	-925.	253.	2384.	7.9	162	-933.	298.	2425.	7.4	7.6
162	-933.	258.	2425.	1.0	163	-879.	408.	2281.	0.2	1.0

(CONTINUED)

(34 of 52 sheets)

59

TABLE IV-3 (Continued)

NODE NO.	SOURCE				NODE NO.	TERMINUS				AVG STEM DIAM
	X COORD	Y COORD	Z COORD	DIAM		X COORD	Y COORD	Z COORD	DIAM	
MES DATA COLLECTION SITE J1-DSTREE NO. 9										
162	-933.	258.	2425.	7.4	164	-941.	262.	2466.	6.9	7.2
164	-941.	262.	2466.	1.0	165	-1125.	259.	2592.	0.2	1.0
164	-941.	262.	2466.	6.9	166	-949.	267.	2500.	6.3	6.6
166	-949.	267.	2500.	1.0	167	-1111.	380.	2424.	0.2	1.0
166	-949.	267.	2500.	6.3	168	-933.	272.	2549.	5.8	6.0
168	-950.	272.	2549.	1.0	169	-1075.	418.	2670.	0.2	1.0
168	-950.	272.	2549.	5.8	170	-966.	277.	2590.	5.3	5.6
170	-966.	277.	2590.	1.0	171	-934.	440.	2739.	0.2	1.0
170	-966.	277.	2590.	5.3	172	-974.	262.	2632.	4.7	5.0
172	-974.	262.	2632.	1.0	173	-1092.	189.	2783.	0.2	1.0
172	-974.	262.	2632.	4.7	174	-982.	287.	2673.	4.2	4.4
174	-982.	287.	2673.	1.0	175	-874.	240.	2882.	0.2	1.0
174	-982.	287.	2673.	4.2	176	-991.	292.	2714.	3.7	4.0
176	-991.	292.	2714.	1.0	177	-1095.	446.	2837.	0.2	1.0
176	-991.	292.	2714.	3.7	178	-999.	297.	2756.	3.1	3.4
178	-999.	297.	2756.	1.0	179	-1030.	489.	2887.	0.2	1.0
178	-999.	297.	2756.	3.1	180	-1007.	301.	2797.	2.6	2.8
180	-1007.	301.	2797.	1.0	181	-1105.	499.	2921.	0.2	1.0
180	-1007.	301.	2797.	2.6	182	-1015.	306.	2838.	2.1	2.4
182	-1015.	306.	2838.	1.0	183	-947.	466.	2997.	0.2	0.4
182	-1015.	306.	2838.	2.1	184	-1024.	311.	2880.	1.5	1.8
184	-1024.	311.	2880.	1.0	185	-1162.	230.	3018.	0.2	0.4
184	-1024.	311.	2880.	1.5	186	-1032.	317.	2921.	1.0	1.2
186	-834.	232.	1921.	17.0	187	-866.	207.	1986.	17.0	17.0
187	-846.	207.	1986.	13.0	188	-842.	207.	2221.	11.0	12.0
188	-842.	207.	2221.	3.0	189	-816.	116.	2281.	2.0	2.5
189	-816.	116.	2281.	2.2	190	-816.	20.	2418.	0.2	1.2
189	-816.	116.	2281.	2.0	191	-781.	26.	2341.	1.0	1.5
188	-842.	207.	2221.	11.0	192	-839.	214.	2329.	11.0	11.0
192	-839.	214.	2329.	4.0	193	-811.	226.	2387.	4.0	4.0
192	-839.	214.	2329.	10.0	194	-835.	220.	2384.	10.0	10.0
194	-835.	220.	2384.	6.0	195	-832.	163.	2524.	4.6	5.0
195	-802.	143.	2524.	3.0	196	-796.	147.	2552.	2.7	2.8
196	-796.	147.	2552.	0.6	197	-770.	122.	2588.	0.2	0.4
196	-796.	147.	2552.	2.7	198	-791.	152.	2581.	2.3	2.5
198	-791.	152.	2581.	0.6	199	-815.	179.	2619.	0.2	0.4
198	-791.	152.	2581.	2.3	200	-785.	157.	2609.	2.0	2.2
200	-785.	157.	2609.	0.6	201	-808.	186.	2647.	0.2	0.4
200	-785.	157.	2609.	2.0	202	-779.	163.	2637.	1.7	1.8
202	-779.	163.	2637.	0.6	203	-755.	201.	2664.	0.2	0.4
202	-779.	163.	2637.	1.7	204	-774.	168.	2666.	1.3	1.5
204	-774.	168.	2666.	0.6	205	-735.	155.	2699.	0.2	0.4
204	-774.	168.	2666.	1.3	206	-768.	174.	2694.	1.0	1.2
206	-802.	143.	2524.	3.0	207	-779.	128.	2547.	2.7	2.8
207	-779.	128.	2547.	0.4	208	-747.	132.	2574.	0.2	0.3
207	-779.	128.	2547.	2.7	209	-755.	113.	2569.	2.1	2.5
209	-755.	113.	2569.	0.4	210	-746.	97.	2608.	0.2	0.3
209	-755.	113.	2569.	2.3	211	-732.	99.	2592.	2.8	2.2
211	-732.	99.	2592.	0.4	212	-713.	65.	2609.	0.2	0.3
211	-732.	99.	2592.	2.0	213	-739.	85.	2615.	1.7	1.8
213	-709.	85.	2615.	0.4	214	-698.	52.	2639.	0.2	0.3
213	-709.	85.	2615.	1.7	215	-885.	78.	2637.	1.1	1.5
215	-885.	78.	2637.	0.4	216	-845.	62.	2648.	0.2	0.3
215	-885.	78.	2637.	1.3	217	-862.	57.	2688.	1.0	1.2
215	-885.	78.	2637.	4.0	218	-789.	144.	2546.	3.7	3.8
218	-789.	144.	2546.	1.2	219	-879.	155.	2687.	0.2	0.7
218	-789.	144.	2546.	3.7	220	-776.	146.	2567.	3.4	3.6
220	-776.	146.	2567.	1.2	221	-672.	124.	2638.	0.2	0.7
220	-776.	146.	2567.	3.4	222	-764.	148.	2589.	3.1	3.2
222	-764.	148.	2589.	1.2	223	-758.	135.	2715.	0.2	0.7
222	-764.	148.	2589.	3.1	224	-751.	150.	2611.	2.8	3.0
224	-751.	150.	2611.	1.2	225	-674.	216.	2687.	0.2	0.7
224	-751.	150.	2611.	2.8	226	-738.	153.	2632.	2.5	2.6
226	-738.	153.	2632.	1.2	227	-846.	267.	2781.	0.2	0.7
226	-738.	153.	2632.	2.5	228	-725.	155.	2654.	2.2	2.4
228	-725.	155.	2654.	1.2	229	-672.	227.	2744.	0.2	0.7
228	-725.	155.	2654.	2.2	230	-712.	157.	2676.	1.9	2.0
230	-712.	157.	2676.	1.2	231	-709.	187.	2799.	0.2	0.7
230	-712.	157.	2676.	1.9	232	-700.	159.	2698.	1.6	1.8
232	-700.	159.	2698.	1.2	233	-698.	162.	2824.	0.2	0.7
232	-700.	159.	2698.	1.6	234	-687.	161.	2719.	1.3	1.4
234	-687.	161.	2719.	1.2	235	-638.	226.	2794.	0.2	0.7
234	-687.	161.	2719.	1.3	236	-674.	164.	2741.	1.0	1.2
236	-674.	164.	2741.	3.0	237	-861.	203.	2489.	2.0	2.9
237	-861.	203.	2489.	0.0	238	-900.	158.	2554.	0.2	0.5
237	-861.	203.	2489.	2.8	239	-888.	186.	2433.	2.5	2.6
239	-888.	186.	2433.	7.8	240	-922.	151.	2576.	0.2	0.5
239	-888.	186.	2433.	1.5	241	-912.	178.	2458.	2.2	2.4
241	-912.	178.	2458.	0.0	242	-950.	120.	2603.	0.2	0.5
241	-912.	178.	2458.	2.2	243	-938.	154.	2483.	2.0	2.1
243	-938.	154.	2483.	0.0	244	-1069.	163.	2569.	0.2	0.5
243	-938.	154.	2483.	2.0	245	-988.	137.	2588.	1.8	1.9
245	-988.	137.	2588.	0.0	246	-994.	82.	2642.	0.2	0.5
245	-988.	137.	2588.	1.8	247	-989.	121.	2532.	1.5	1.6
247	-989.	121.	2532.	0.0	248	-1085.	132.	2657.	0.2	0.5
247	-989.	121.	2532.	1.5	249	-1015.	104.	2557.	1.2	1.4
249	-1015.	104.	2557.	0.0	250	-1058.	-15.	2650.	0.2	0.5
249	-1015.	104.	2557.	1.2	251	-1041.	88.	2582.	1.8	1.9
251	-1041.	88.	2582.	0.0	252	-849.	211.	2485.	0.0	0.0
252	-849.	211.	2485.	3.0	253	-841.	222.	2507.	2.7	2.8
253	-841.	222.	2507.	0.0	254	-759.	246.	2542.	0.2	0.5
253	-841.	222.	2507.	2.7	255	-833.	235.	2529.	2.4	2.6
255	-833.	235.	2529.	0.0	256	-803.	207.	2612.	0.2	0.5
255	-833.	235.	2529.	2.4	257	-825.	247.	2551.	2.1	2.2

(CONTINUED)

(35 of 52 sheets)

TABLE IV-3 (Continued)

NODE NO.	SOURCE				NODE NO.	TERMINUS				AVG STEM DIAM
	X COORD	Y COORD	Z COORD	DIAM		X COORD	Y COORD	Z COORD	DIAM	
NES DATA COLLECTION SITE J1-03TREE NO. 9										
257	-825.	247.	2551.	0.8	258	-812.	335.	2576.	0.2	0.9
257	-825.	247.	2551.	2.1	259	-817.	259.	2573.	1.9	2.0
259	-817.	259.	2573.	0.8	260	-814.	347.	2601.	0.2	0.5
259	-817.	259.	2573.	1.9	261	-809.	241.	2595.	1.6	1.8
261	-809.	271.	2595.	0.8	262	-728.	395.	2625.	0.2	0.5
261	-809.	271.	2595.	1.6	263	-801.	284.	2617.	1.3	1.4
263	-801.	284.	2617.	0.8	264	-785.	372.	2641.	0.2	0.5
263	-801.	284.	2617.	1.3	265	-793.	297.	2639.	1.0	1.2
252	-849.	211.	2485.	6.0	266	-856.	144.	2558.	5.0	5.5
266	-856.	144.	2558.	4.0	267	-840.	158.	2600.	3.4	3.7
267	-840.	158.	2600.	1.0	268	-814.	110.	2498.	0.2	0.6
267	-840.	158.	2600.	3.4	269	-824.	153.	2641.	2.8	3.1
269	-824.	153.	2641.	1.0	270	-819.	116.	2747.	0.2	0.6
269	-824.	153.	2641.	2.8	271	-808.	147.	2683.	2.2	2.3
271	-808.	147.	2683.	1.0	272	-762.	173.	2782.	0.2	0.6
271	-808.	147.	2683.	2.2	273	-792.	142.	2724.	1.6	1.9
273	-792.	142.	2724.	1.0	274	-782.	104.	2829.	0.2	0.6
273	-792.	142.	2724.	1.6	275	-774.	138.	2788.	1.0	1.1
266	-856.	144.	2558.	4.0	276	-861.	159.	2604.	3.5	3.8
276	-861.	159.	2604.	1.0	277	-863.	194.	2680.	0.2	0.6
276	-861.	159.	2604.	3.5	278	-866.	155.	2650.	3.0	3.2
278	-866.	155.	2650.	1.0	279	-889.	187.	2724.	0.2	0.6
278	-866.	155.	2650.	3.0	280	-871.	150.	2696.	2.5	2.8
280	-871.	150.	2696.	1.0	281	-877.	186.	2772.	0.2	0.6
280	-871.	150.	2696.	2.5	282	-876.	146.	2743.	2.0	2.2
282	-876.	146.	2743.	1.0	283	-857.	172.	2820.	0.2	0.6
282	-876.	146.	2743.	2.0	284	-881.	142.	2789.	1.5	1.8
284	-881.	142.	2789.	1.0	285	-853.	157.	2867.	0.2	0.6
284	-881.	142.	2789.	1.5	286	-886.	139.	2835.	1.0	1.2
282	-849.	211.	2485.	7.0	287	-849.	221.	2497.	7.0	7.0
287	-849.	221.	2497.	1.0	288	-878.	251.	2469.	0.2	0.6
287	-849.	221.	2497.	7.0	289	-850.	233.	2510.	7.0	7.0
289	-850.	233.	2510.	1.0	290	-897.	222.	2518.	0.2	0.6
289	-850.	233.	2510.	7.0	291	-850.	245.	2522.	7.0	7.0
291	-850.	245.	2522.	3.0	292	-874.	257.	2527.	2.7	2.8
292	-874.	257.	2527.	0.8	293	-901.	318.	2467.	0.2	0.5
292	-874.	257.	2527.	2.7	294	-901.	270.	2533.	2.3	2.5
294	-901.	270.	2533.	0.8	295	-914.	346.	2490.	0.2	0.5
294	-901.	270.	2533.	2.3	296	-927.	283.	2538.	2.0	2.2
296	-927.	283.	2538.	0.8	297	-958.	333.	2473.	0.2	0.5
296	-927.	283.	2538.	2.0	298	-953.	296.	2543.	1.7	1.8
298	-953.	296.	2543.	0.8	299	-973.	361.	2489.	0.2	0.5
298	-953.	296.	2543.	1.7	300	-978.	309.	2549.	1.3	1.5
300	-978.	309.	2549.	0.8	301	-1008.	361.	2484.	0.2	0.5
300	-978.	309.	2549.	1.3	302	-1004.	323.	2554.	1.0	1.2
291	-850.	245.	2522.	7.0	303	-856.	256.	2553.	6.5	6.8
303	-856.	256.	2553.	0.8	304	-791.	217.	2723.	0.2	0.5
303	-856.	256.	2553.	6.5	305	-862.	267.	2584.	5.9	6.2
305	-862.	267.	2584.	0.8	306	-862.	435.	2663.	0.2	0.5
305	-862.	267.	2584.	5.9	307	-868.	279.	2615.	5.4	5.6
307	-868.	279.	2615.	0.8	308	-859.	208.	2786.	0.2	0.5
307	-868.	279.	2615.	5.4	309	-874.	291.	2648.	4.8	5.2
309	-874.	291.	2648.	0.8	310	-768.	359.	2785.	0.2	0.5
309	-874.	291.	2648.	4.8	311	-880.	303.	2677.	4.3	4.6
311	-880.	303.	2677.	0.8	312	-906.	471.	2752.	0.2	0.5
311	-880.	303.	2677.	4.3	313	-885.	314.	2709.	3.7	4.0
313	-885.	314.	2709.	0.8	314	-961.	244.	2863.	0.2	0.5
313	-885.	314.	2709.	3.7	315	-891.	326.	2740.	3.2	3.4
315	-891.	326.	2740.	0.8	316	-807.	446.	2853.	0.2	0.5
315	-891.	326.	2740.	3.2	317	-897.	338.	2771.	2.6	2.9
317	-897.	338.	2771.	0.8	318	-974.	268.	2925.	0.2	0.5
317	-897.	338.	2771.	2.6	319	-903.	350.	2802.	2.1	2.4
319	-903.	350.	2802.	0.8	320	-1053.	366.	2910.	0.2	0.5
319	-903.	350.	2802.	2.1	321	-909.	361.	2833.	1.6	1.8
321	-909.	361.	2833.	0.8	322	-980.	518.	2903.	0.2	0.5
321	-909.	361.	2833.	1.6	323	-915.	374.	2864.	1.0	1.3
187	-846.	207.	1986.	13.0	324	-856.	170.	2120.	13.0	13.0
324	-856.	170.	2120.	5.0	325	-877.	143.	2148.	4.6	4.8
325	-877.	143.	2148.	1.0	326	-920.	35.	2146.	0.2	0.6
325	-877.	143.	2148.	4.6	327	-897.	116.	2171.	4.3	4.4
327	-897.	116.	2171.	1.0	328	-917.	99.	2284.	0.2	0.6
327	-897.	116.	2171.	4.3	329	-918.	90.	2197.	3.9	4.1
329	-918.	90.	2197.	1.0	330	-906.	38.	2300.	0.2	0.6
329	-918.	90.	2197.	3.9	331	-939.	64.	2222.	3.5	3.7
331	-939.	64.	2222.	1.0	332	-1046.	24.	2241.	0.2	0.6
331	-939.	64.	2222.	3.5	333	-960.	37.	2248.	3.2	3.4
333	-960.	37.	2248.	1.0	334	-937.	0.	2357.	0.2	0.6
333	-960.	37.	2248.	3.2	335	-980.	11.	2273.	2.8	3.0
335	-980.	11.	2273.	1.0	336	-1042.	87.	2269.	0.2	0.6
335	-980.	11.	2273.	2.8	337	-1001.	-16.	2299.	2.5	2.8
337	-1001.	-16.	2299.	1.0	338	-1017.	-129.	2319.	0.2	0.6
337	-1001.	-16.	2299.	2.5	339	-1022.	-42.	2324.	2.1	2.3
339	-1022.	-42.	2324.	1.0	340	-1086.	-40.	2421.	0.2	0.6
339	-1022.	-42.	2324.	2.1	341	-1043.	-68.	2350.	1.7	1.9
341	-1043.	-68.	2350.	1.0	342	-1041.	-105.	2460.	0.2	0.6
341	-1043.	-68.	2350.	1.7	343	-1063.	-95.	2375.	1.4	1.6
343	-1063.	-95.	2375.	1.0	344	-1097.	-205.	2380.	0.2	0.6
343	-1063.	-95.	2375.	1.4	345	-1084.	-120.	2401.	1.0	1.2
344	-1084.	-120.	2401.	12.0	346	-845.	167.	2168.	11.0	11.9
346	-845.	167.	2168.	7.0	347	-810.	149.	2220.	6.2	6.6
347	-810.	149.	2220.	1.6	348	-826.	130.	2375.	0.2	1.0
347	-810.	149.	2220.	6.2	349	-774.	132.	2272.	5.5	5.8
349	-774.	132.	2272.	1.0	350	-732.	189.	2412.	0.2	1.0
349	-774.	132.	2272.	5.5	351	-739.	119.	2325.	4.6	5.2

TABLE IV-3 (Continued)

NODE NO.	SOURCE				DIAM	NODE NO.	TERMINUS				AVG STEM DIAM
	X COORD	Y COORD	Z COORD	Z DIAM			X COORD	Y COORD	Z COORD	Z DIAM	
WES DATA COLLECTION SITE J1-03 TREE NO. 9											
351	-739.	115.	2325.	1.8	352	-722.	153.	2476.	0.2	1.0	
351	-739.	115.	2325.	4.8	353	-704.	98.	2377.	4.0	4.4	
353	-704.	98.	2377.	1.8	354	-568.	132.	2446.	0.2	1.0	
353	-704.	98.	2377.	4.0	355	-669.	81.	2429.	3.2	3.6	
355	-669.	81.	2429.	1.8	356	-531.	113.	2496.	0.2	1.0	
355	-669.	81.	2429.	3.2	357	-633.	64.	2481.	2.5	2.8	
357	-633.	64.	2481.	1.8	358	-620.	99.	2634.	0.2	1.0	
357	-633.	64.	2481.	2.5	359	-598.	47.	2534.	1.8	2.2	
359	-598.	47.	2534.	1.8	360	-449.	40.	2581.	0.2	1.0	
359	-598.	47.	2534.	1.8	361	-563.	31.	2586.	1.0	1.4	
366	-845.	167.	2168.	11.0	362	-847.	149.	2234.	11.0	11.0	
362	-847.	149.	2234.	3.0	363	-869.	102.	2252.	2.7	2.8	
363	-869.	102.	2252.	0.6	364	-933.	74.	2324.	0.2	0.4	
363	-869.	102.	2252.	2.7	365	-890.	55.	2270.	2.3	2.5	
365	-890.	55.	2270.	0.6	366	-937.	-37.	2221.	0.2	0.4	
365	-890.	55.	2270.	2.3	367	-912.	9.	2288.	2.0	2.2	
367	-912.	9.	2288.	0.6	368	-902.	-102.	2260.	0.2	0.4	
367	-912.	9.	2288.	2.0	369	-934.	-38.	2306.	1.7	1.8	
369	-934.	-38.	2306.	0.6	370	-1039.	-82.	2309.	0.2	0.4	
369	-934.	-38.	2306.	1.7	371	-955.	-84.	2324.	1.3	1.5	
371	-955.	-84.	2324.	0.6	372	-1055.	-114.	2371.	0.2	0.4	
371	-955.	-84.	2324.	1.3	373	-977.	-130.	2342.	1.0	1.2	
362	-847.	149.	2234.	4.0	374	-826.	89.	2295.	3.4	3.7	
374	-826.	89.	2295.	0.8	375	-761.	-23.	2284.	0.2	0.5	
374	-826.	89.	2295.	3.4	376	-805.	31.	2356.	2.8	3.1	
376	-805.	31.	2356.	0.8	377	-840.	-93.	2367.	0.2	0.5	
376	-805.	31.	2356.	2.8	378	-784.	-28.	2417.	2.2	2.5	
378	-784.	-28.	2417.	0.8	379	-825.	-151.	2433.	0.2	0.5	
378	-784.	-28.	2417.	2.2	380	-763.	-86.	2478.	1.6	1.9	
380	-763.	-86.	2478.	0.8	381	-673.	-81.	2572.	0.2	0.5	
380	-763.	-86.	2478.	1.6	382	-742.	-144.	2539.	1.0	1.3	
362	-847.	149.	2234.	11.0	383	-851.	139.	2337.	10.0	10.5	
383	-851.	139.	2337.	7.0	384	-834.	124.	2429.	7.0	7.0	
384	-834.	124.	2429.	3.0	385	-786.	123.	2470.	0.6	0.8	
385	-786.	123.	2470.	0.8	386	-791.	187.	2539.	0.2	0.5	
385	-786.	123.	2470.	2.5	387	-738.	122.	2510.	2.0	2.2	
387	-738.	122.	2510.	0.8	388	-644.	88.	2509.	0.2	0.5	
387	-738.	122.	2510.	2.0	389	-691.	122.	2551.	1.5	1.8	
389	-691.	122.	2551.	0.8	390	-665.	66.	2631.	0.2	0.5	
389	-691.	122.	2551.	1.5	391	-643.	123.	2592.	1.0	1.2	
384	-834.	124.	2429.	7.0	392	-841.	112.	2498.	6.2	6.6	
392	-841.	112.	2498.	1.8	393	-827.	498.	2671.	0.2	1.0	
392	-841.	112.	2498.	6.2	394	-849.	101.	2567.	5.5	5.8	
394	-849.	101.	2567.	1.8	395	-1120.	399.	2696.	0.2	1.0	
394	-849.	101.	2567.	5.5	396	-856.	91.	2637.	4.8	5.2	
396	-856.	91.	2637.	1.0	397	-1150.	-211.	2670.	0.2	1.0	
396	-856.	91.	2637.	4.8	398	-863.	80.	2706.	4.0	4.4	
398	-863.	80.	2706.	1.8	399	-620.	373.	2889.	0.2	1.0	
398	-863.	80.	2706.	4.0	400	-871.	69.	2775.	3.2	3.6	
400	-871.	69.	2775.	1.8	401	-695.	-309.	2847.	0.2	1.0	
400	-871.	69.	2775.	3.2	402	-878.	58.	2844.	2.5	2.8	
402	-878.	58.	2844.	1.8	403	-1018.	427.	2998.	0.2	1.0	
402	-878.	58.	2844.	2.5	404	-886.	48.	2914.	1.8	2.2	
404	-886.	48.	2914.	1.8	405	-491.	5.	3060.	0.2	1.0	
404	-886.	48.	2914.	1.8	406	-893.	38.	2983.	1.0	1.4	
383	-851.	139.	2337.	7.0	407	-857.	113.	2404.	6.4	6.7	
407	-857.	113.	2409.	1.4	408	-553.	-196.	2729.	0.2	0.8	
407	-857.	113.	2409.	6.4	409	-864.	88.	2472.	5.8	6.1	
409	-864.	88.	2472.	1.4	410	-536.	-171.	2817.	0.2	0.8	
409	-864.	88.	2472.	5.8	411	-870.	63.	2539.	5.2	5.5	
411	-870.	63.	2539.	1.4	412	-850.	285.	3034.	0.2	0.8	
411	-870.	63.	2539.	5.2	413	-877.	38.	2607.	4.4	4.9	
413	-877.	38.	2607.	1.4	414	-1062.	-420.	2838.	0.2	0.8	
413	-877.	38.	2607.	4.4	415	-883.	13.	2674.	4.0	4.3	
415	-883.	13.	2674.	1.4	416	-590.	-316.	2991.	0.2	0.8	
415	-883.	13.	2674.	4.0	417	-869.	-12.	2742.	3.4	3.7	
417	-869.	-12.	2742.	1.4	418	-728.	158.	3231.	0.2	0.8	
417	-869.	-12.	2742.	3.4	419	-884.	-37.	2809.	2.8	3.1	
419	-884.	-37.	2809.	1.4	420	-1210.	-405.	3054.	0.2	0.8	
419	-884.	-37.	2809.	2.8	421	-902.	-62.	2877.	2.2	2.5	
421	-902.	-62.	2877.	1.4	422	-605.	-30.	3328.	0.2	0.8	
421	-902.	-62.	2877.	2.2	423	-909.	-87.	2944.	1.6	1.9	
423	-909.	-87.	2944.	1.4	424	-900.	-578.	3174.	0.2	0.8	
423	-909.	-87.	2944.	1.6	425	-915.	-111.	3012.	1.0	1.3	
WES DATA COLLECTION POINT J1-03 TREE NO. 10											
1	-511.	-244.	-5.	21.0	2	-516.	-261.	816.	17.0	19.0	
2	-516.	-261.	816.	5.0	3	-329.	-114.	754.	1.0	3.0	
2	-516.	-261.	816.	5.0	4	-567.	-213.	824.	5.0	5.0	
4	-567.	-213.	824.	4.0	5	-904.	-210.	862.	1.0	2.0	
4	-567.	-213.	824.	4.0	6	-689.	164.	788.	1.0	2.0	
2	-516.	-261.	816.	16.0	7	-519.	-268.	910.	13.4	13.7	
7	-519.	-268.	910.	15.4	8	-599.	-417.	897.	0.2	7.8	
7	-519.	-268.	910.	15.4	9	-523.	-274.	1003.	14.8	15.1	
9	-523.	-274.	1003.	14.8	10	-627.	-406.	951.	0.2	7.5	
9	-523.	-274.	1003.	14.8	11	-529.	-281.	1097.	14.2	14.2	
11	-526.	-281.	1097.	14.2	12	-695.	-281.	1071.	0.2	7.2	
11	-526.	-281.	1097.	14.2	13	-529.	-237.	1191.	13.7	14.0	
13	-529.	-287.	1191.	13.7	14	-394.	-387.	1189.	0.2	6.9	
13	-529.	-287.	1191.	13.7	15	-533.	-293.	1284.	13.1	13.4	
15	-533.	-293.	1284.	13.1	16	-686.	-364.	1274.	0.2	6.6	
15	-533.	-293.	1284.	13.1	17	-539.	-297.	1378.	12.2	12.8	
17	-536.	-299.	1378.	12.5	18	-368.	-284.	1385.	0.2	6.3	

TABLE IV-3 (Continued)

NODE NO.	SOURCE			DIAM	NODE NO.	TERMINUS			DIAM	AVG STEM DIAM
	X COORD	Y COORD	Z COORD			X COORD	Y COORD	Z COORD		
	MES DATA COLLECTION SITE J1-03 TREE NO. 10									
17	-536.	-299.	1378.	12.5	19	-539.	-305.	1472.	11.9	12.2
19	-539.	-305.	1472.	11.9	20	-642.	-439.	1459.	0.2	6.0
19	-539.	-305.	1472.	11.9	21	-543.	-311.	1565.	11.3	11.6
21	-543.	-311.	1565.	11.3	22	-697.	-243.	1564.	0.2	5.7
21	-543.	-311.	1565.	11.3	23	-546.	-311.	1565.	10.7	11.0
23	-546.	-311.	1565.	10.7	24	-713.	-292.	1659.	0.2	5.4
23	-546.	-318.	1659.	10.7	25	-549.	-324.	1753.	10.1	10.4
25	-549.	-324.	1753.	10.1	26	-662.	-449.	1740.	0.2	5.1
25	-549.	-324.	1753.	10.1	27	-553.	-330.	1846.	9.6	9.9
27	-553.	-330.	1846.	9.6	28	-501.	-169.	1859.	0.2	4.8
27	-553.	-330.	1846.	9.6	29	-556.	-335.	1940.	9.0	9.3
29	-556.	-335.	1940.	4.0	30	-575.	-348.	1980.	3.8	3.9
30	-575.	-348.	1980.	3.8	31	-560.	-330.	2068.	0.2	1.9
30	-575.	-348.	1980.	3.8	32	-595.	-360.	2019.	3.5	3.7
32	-595.	-360.	2019.	3.5	33	-568.	-407.	2094.	0.2	1.8
32	-595.	-360.	2019.	3.5	34	-614.	-373.	2059.	3.2	3.4
34	-614.	-373.	2059.	3.2	35	-301.	-401.	2144.	0.2	1.6
34	-614.	-373.	2059.	3.2	36	-634.	-384.	2099.	3.0	3.1
36	-634.	-384.	2099.	3.0	37	-624.	-408.	2102.	2.8	2.9
37	-624.	-408.	2102.	2.8	38	-544.	-428.	2116.	2.8	1.5
37	-624.	-408.	2102.	2.8	39	-615.	-427.	2106.	2.9	2.7
39	-615.	-427.	2106.	2.5	40	-567.	-474.	2054.	0.2	1.3
39	-615.	-427.	2106.	2.5	41	-605.	-448.	2109.	2.3	2.4
41	-605.	-448.	2109.	2.3	42	-582.	-507.	2053.	0.2	1.2
41	-605.	-448.	2109.	2.3	43	-595.	-469.	2112.	2.0	2.2
43	-595.	-469.	2112.	2.0	44	-538.	-495.	2169.	0.2	1.1
43	-595.	-469.	2112.	2.0	45	-586.	-491.	2116.	1.8	1.9
45	-586.	-491.	2116.	1.8	46	-537.	-518.	2179.	0.2	1.0
45	-586.	-491.	2116.	1.8	47	-576.	-512.	2119.	1.2	1.7
47	-576.	-512.	2119.	1.5	48	-557.	-572.	2063.	0.2	0.9
47	-576.	-512.	2119.	1.5	49	-567.	-533.	2123.	1.3	1.4
49	-567.	-533.	2123.	1.3	50	-492.	-563.	2097.	0.2	0.7
49	-567.	-533.	2123.	1.3	51	-557.	-553.	2126.	1.0	1.2
36	-634.	-384.	2099.	2.0	52	-665.	-387.	2186.	1.8	1.9
52	-665.	-385.	2106.	1.8	53	-669.	-429.	2070.	0.2	1.0
52	-665.	-385.	2106.	1.8	54	-696.	-389.	2112.	1.6	1.7
54	-696.	-389.	2112.	1.6	55	-685.	-432.	2146.	0.2	0.9
54	-696.	-389.	2112.	1.6	56	-726.	-392.	2119.	1.4	1.5
56	-726.	-392.	2119.	1.4	57	-738.	-366.	2071.	0.2	0.8
56	-726.	-392.	2119.	1.4	58	-757.	-394.	2125.	1.2	1.3
58	-757.	-392.	2119.	1.2	59	-750.	-445.	2144.	0.2	0.7
58	-757.	-392.	2119.	1.2	60	-788.	-395.	2132.	1.0	1.1
36	-634.	-384.	2099.	3.0	61	-650.	-407.	2112.	2.7	2.9
61	-650.	-407.	2112.	2.7	62	-690.	-415.	2215.	0.2	1.4
61	-650.	-407.	2112.	2.7	63	-667.	-430.	2125.	2.3	2.5
63	-667.	-430.	2125.	2.3	64	-713.	-434.	2225.	0.2	1.2
63	-667.	-430.	2125.	2.3	65	-681.	-452.	2138.	2.0	2.2
65	-681.	-452.	2138.	2.0	66	-674.	-497.	2239.	0.2	1.1
65	-681.	-452.	2138.	2.0	67	-699.	-474.	2152.	1.7	1.9
67	-699.	-474.	2152.	1.7	68	-713.	-499.	2258.	0.2	1.0
67	-699.	-474.	2152.	1.7	69	-716.	-497.	2165.	1.3	1.5
69	-716.	-497.	2165.	1.3	70	-753.	-592.	2123.	0.2	0.8
69	-716.	-497.	2165.	1.3	71	-732.	-518.	2178.	0.1	1.2
29	-556.	-335.	1940.	9.0	72	-548.	-325.	2026.	8.0	9.0
72	-548.	-325.	2026.	3.0	73	-688.	-281.	2078.	2.6	2.8
73	-688.	-281.	2078.	2.6	74	-666.	-132.	2081.	0.2	1.4
73	-688.	-281.	2078.	2.6	75	-668.	-236.	2138.	2.2	2.4
75	-668.	-236.	2138.	2.2	76	-671.	-95.	2203.	0.2	1.2
75	-668.	-236.	2138.	2.2	77	-729.	-192.	2181.	1.8	2.0
77	-729.	-192.	2181.	1.8	78	-719.	-98.	2310.	0.2	1.0
77	-729.	-192.	2181.	1.8	79	-789.	-147.	2233.	1.4	1.6
79	-789.	-147.	2233.	1.4	80	-948.	-145.	2245.	0.2	0.8
79	-789.	-147.	2233.	1.4	81	-849.	-101.	2285.	1.8	1.2
72	-548.	-325.	2026.	3.0	82	-540.	-361.	2044.	2.6	2.8
82	-540.	-361.	2044.	2.6	83	-419.	-418.	2112.	8.2	1.4
82	-540.	-361.	2044.	2.6	84	-531.	-396.	2063.	2.2	2.4
84	-531.	-396.	2063.	2.2	85	-422.	-444.	2156.	0.2	1.2
84	-531.	-396.	2063.	2.2	86	-523.	-430.	2081.	1.8	2.0
86	-523.	-430.	2081.	1.8	87	-437.	-471.	2198.	0.2	1.0
86	-523.	-430.	2081.	1.8	88	-514.	-465.	2188.	1.4	1.6
88	-514.	-465.	2188.	1.4	89	-482.	-514.	2191.	0.2	0.8
88	-514.	-465.	2188.	1.4	90	-506.	-499.	2118.	0.1	1.2
72	-548.	-325.	2026.	8.0	91	-568.	-330.	2061.	7.0	8.0
91	-568.	-330.	2061.	3.0	92	-608.	-340.	2068.	2.7	2.9
92	-608.	-340.	2068.	2.7	93	-684.	-332.	2166.	0.2	1.5
92	-608.	-340.	2068.	2.7	94	-648.	-349.	2075.	2.3	2.5
94	-648.	-349.	2075.	2.3	95	-709.	-438.	2137.	0.2	1.2
94	-648.	-349.	2075.	2.3	96	-688.	-357.	2082.	2.0	2.2
96	-688.	-357.	2082.	2.0	97	-765.	-490.	2048.	0.2	1.1
96	-688.	-357.	2082.	2.0	98	-728.	-366.	2088.	1.7	1.9
98	-728.	-366.	2088.	1.7	99	-836.	-322.	2046.	0.2	0.9
98	-728.	-366.	2088.	1.7	100	-768.	-375.	2095.	1.3	1.5
100	-768.	-375.	2095.	1.3	101	-873.	-308.	2184.	0.2	0.8
100	-768.	-375.	2095.	1.3	102	-808.	-343.	2182.	1.0	1.2
91	-568.	-330.	2061.	1.0	103	-577.	-347.	2157.	6.0	7.0
103	-577.	-347.	2157.	3.0	104	-574.	-388.	2137.	2.7	2.9
104	-574.	-388.	2137.	2.7	105	-636.	-428.	2182.	0.2	1.5
104	-574.	-388.	2137.	2.7	106	-570.	-429.	2116.	2.3	2.5
106	-570.	-429.	2116.	2.3	107	-613.	-452.	2051.	0.2	1.2
106	-570.	-429.	2116.	2.3	108	-587.	-469.	2094.	1.5	1.6
108	-587.	-469.	2094.	2.0	109	-498.	-500.	2044.	0.2	1.1
108	-587.	-469.	2094.	2.0	110	-564.	-510.	2078.	1.7	1.8
110	-564.	-510.	2078.	1.7	111	-509.	-568.	2095.	0.2	0.9
110	-564.	-510.	2078.	1.7	112	-560.	-550.	2055.	1.3	1.5

(CONTINUED)

(38 of 52 sheets)

TABLE IV-3 (Continued)

NODE NO.	SOURCE			DIAM	NODE NO.	TERMINUS			DIAM	AVG STEM DIAM
	X COORD	Y COORD	Z COORD			X COORD	Y COORD	Z COORD		
MES DATA COLLECTION SITE J1-03 TREE NO. 10										
112	-560.	-550.	2055.	1.3	113	-492.	-581.	2022.	0.2	0.7
112	-560.	-550.	2655.	1.3	114	-557.	-590.	2035.	0.1	1.2
103	-577.	-347.	2157.	6.0	115	-612.	-281.	2296.	7.0	7.0
115	-612.	-281.	2296.	4.0	116	-616.	-309.	2311.	3.6	3.8
116	-616.	-309.	2311.	3.6	117	-621.	-353.	2278.	0.2	1.9
116	-616.	-359.	2311.	3.6	118	-619.	-337.	2326.	3.1	3.4
118	-619.	-337.	2326.	3.1	119	-609.	-381.	2295.	0.2	1.6
118	-619.	-357.	2326.	3.1	120	-623.	-364.	2341.	2.7	2.9
120	-623.	-364.	2341.	2.7	121	-577.	-384.	2364.	0.2	1.6
120	-623.	-364.	2341.	2.7	122	-626.	-392.	2355.	2.3	2.5
122	-626.	-392.	2355.	2.3	123	-410.	-282.	2382.	0.2	1.3
122	-626.	-392.	2355.	2.3	124	-630.	-414.	2370.	1.9	2.1
124	-630.	-392.	2355.	1.9	125	-590.	-456.	2361.	0.2	1.0
124	-630.	-392.	2355.	1.9	126	-633.	-447.	2389.	1.4	1.7
126	-633.	-447.	2385.	1.4	127	-588.	-467.	2408.	0.2	0.8
126	-633.	-447.	2385.	1.4	128	-637.	-473.	2400.	1.0	1.2
115	-612.	-281.	2296.	4.0	129	-614.	-293.	2338.	3.7	3.9
129	-614.	-293.	2338.	3.7	130	-556.	-337.	2363.	0.2	1.9
129	-614.	-293.	2338.	3.7	131	-616.	-309.	2379.	3.3	3.5
131	-616.	-309.	2379.	3.3	132	-604.	-244.	2429.	0.2	1.7
131	-616.	-309.	2379.	3.3	133	-618.	-314.	2421.	3.0	3.2
133	-618.	-314.	2421.	3.0	134	-590.	-328.	2454.	0.2	1.6
133	-618.	-314.	2421.	3.0	135	-620.	-324.	2463.	2.7	2.9
135	-620.	-324.	2463.	2.7	136	-589.	-393.	2480.	0.2	1.6
135	-620.	-324.	2463.	2.7	137	-622.	-335.	2504.	2.3	2.2
137	-622.	-335.	2504.	2.3	138	-596.	-363.	2534.	0.2	1.2
137	-622.	-335.	2504.	2.3	139	-624.	-345.	2546.	2.0	2.2
139	-624.	-345.	2546.	2.0	140	-597.	-291.	2595.	0.2	1.1
139	-624.	-345.	2546.	2.0	141	-626.	-356.	2588.	1.7	1.9
141	-626.	-356.	2588.	1.7	142	-683.	-321.	2628.	0.2	1.0
141	-626.	-356.	2588.	1.7	143	-628.	-366.	2629.	1.3	1.5
143	-628.	-366.	2629.	1.3	144	-688.	-412.	2649.	0.2	0.8
143	-628.	-366.	2629.	1.3	145	-630.	-376.	2671.	1.0	1.2
115	-612.	-281.	2296.	5.0	146	-608.	-287.	2359.	4.5	4.8
146	-608.	-287.	2359.	4.5	147	-412.	-248.	2513.	0.2	2.3
146	-608.	-287.	2359.	4.5	148	-604.	-291.	2422.	4.0	4.3
148	-604.	-291.	2422.	4.0	149	-439.	-188.	2583.	0.2	2.1
148	-604.	-291.	2422.	4.0	150	-601.	-296.	2485.	3.5	3.8
150	-601.	-296.	2485.	3.5	151	-691.	-473.	2640.	0.2	1.8
150	-601.	-296.	2485.	3.5	152	-597.	-301.	2547.	3.0	3.3
152	-597.	-301.	2485.	3.0	153	-780.	-322.	2720.	0.2	1.6
152	-597.	-301.	2485.	3.0	154	-593.	-305.	2610.	2.5	2.8
154	-593.	-305.	2610.	2.5	155	-777.	-325.	2783.	0.2	1.4
154	-593.	-305.	2610.	2.5	155	-589.	-310.	2673.	2.0	2.3
156	-589.	-310.	2673.	2.0	157	-424.	-435.	2817.	0.2	1.1
156	-589.	-310.	2673.	2.0	158	-586.	-314.	2736.	1.5	1.8
158	-586.	-314.	2736.	1.5	159	-608.	-136.	2814.	0.2	0.9
158	-586.	-314.	2736.	1.5	160	-582.	-318.	2799.	1.0	1.3
115	-612.	-281.	2296.	3.0	161	-612.	-274.	2509.	2.7	2.9
161	-612.	-274.	2309.	2.7	162	-638.	-239.	2526.	0.2	1.6
161	-612.	-274.	2309.	2.7	163	-612.	-265.	2322.	2.3	2.5
163	-612.	-265.	2322.	2.3	164	-631.	-225.	2335.	0.2	1.3
163	-612.	-265.	2322.	2.3	165	-612.	-257.	2335.	2.0	2.7
165	-612.	-257.	2335.	2.0	166	-646.	-241.	2364.	0.2	1.1
165	-612.	-257.	2335.	2.0	167	-613.	-240.	2348.	1.7	1.9
167	-613.	-240.	2348.	1.7	168	-580.	-232.	2377.	0.2	0.9
167	-613.	-240.	2348.	1.7	169	-613.	-240.	2361.	1.3	1.5
169	-613.	-240.	2361.	1.3	170	-634.	-201.	2375.	0.2	0.7
169	-613.	-240.	2361.	1.3	171	-613.	-231.	2374.	1.0	1.2
MES DATA COLLECTION SITE J1-03 TREE NO. 11										
1	-5.	797.	14.	8.0	2	-3.	805.	176.	8.0	8.0
2	-3.	805.	176.	8.0	3	-25.	841.	351.	8.0	8.0
3	-25.	841.	351.	7.0	4	-11.	834.	453.	5.0	6.0
4	-11.	834.	453.	2.0	5	-146.	752.	536.	1.0	1.0
4	-11.	834.	453.	5.0	6	-17.	846.	522.	4.0	4.0
3	-25.	841.	351.	5.0	7	-37.	845.	476.	5.0	5.0
7	-37.	845.	476.	5.0	8	-50.	912.	580.	2.0	4.0
MES DATA COLLECTION SITE J1-03 TREE NO. 12										
1	-158.	819.	7.	4.0	2	-186.	830.	187.	4.0	4.0
2	-186.	830.	187.	2.0	3	-205.	824.	215.	2.0	2.0
3	-205.	824.	215.	1.0	4	-197.	808.	226.	1.0	1.0
4	-197.	808.	226.	0.5	5	-194.	801.	222.	0.2	0.3
4	-197.	808.	226.	1.0	5	-190.	793.	237.	1.0	1.0
3	-205.	824.	215.	2.0	7	-241.	798.	235.	1.7	1.8
7	-241.	798.	235.	0.6	8	-302.	767.	209.	0.2	0.4
7	-241.	798.	235.	1.7	9	-278.	773.	254.	1.3	1.5
9	-278.	773.	254.	0.6	10	-350.	778.	253.	0.2	0.4
9	-278.	773.	254.	1.3	11	-314.	749.	274.	1.0	1.2
3	-205.	824.	215.	2.0	12	-232.	842.	220.	1.8	1.9
12	-232.	842.	220.	1.8	13	-356.	835.	224.	0.2	1.0
12	-232.	842.	220.	1.8	14	-258.	862.	225.	1.6	1.7
14	-258.	862.	225.	1.6	15	-314.	962.	117.	0.2	0.9
14	-258.	862.	225.	1.6	16	-285.	881.	231.	1.4	1.5
16	-285.	881.	231.	1.4	17	-392.	879.	289.	0.2	0.8
16	-285.	881.	231.	1.4	18	-311.	901.	230.	1.2	1.3
18	-311.	901.	236.	1.2	19	-390.	974.	172.	0.2	0.7
18	-311.	901.	236.	1.2	20	-338.	921.	241.	1.0	1.1
2	-186.	830.	187.	4.0	21	-186.	830.	214.	4.0	4.0
21	-186.	830.	187.	3.0	22	-185.	847.	239.	2.5	2.8
21	-186.	830.	187.	3.0	22	-185.	847.	239.	2.5	2.8
72	-185.	847.	239.	2.5	23	-136.	870.	270.	0.2	1.2

(CONTINUED)

(39 of 52 sheets)

TABLE IV-1(Continued)

NODE NO.	SOURCE			DIAM.	NODE NO.	TERMINUS			DIAM.	AVG STEM DIAM.
	X COORD	Y COORD	Z COORD			X COORD	Y COORD	Z COORD		
WES DATA COLLECTION SITE J1-03 TREE NO. 12										
22	-185.	847.	239.	2.5	24	-184.	866.	265.	2.0	2.2
24	-184.	866.	265.	2.0	25	-203.	887.	279.	1.8	1.9
25	-203.	887.	279.	1.8	26	-192.	1014.	285.	0.2	1.0
25	-203.	887.	279.	1.8	27	-222.	998.	293.	1.6	1.7
27	-222.	908.	293.	1.6	28	-281.	1010.	242.	0.2	0.9
27	-222.	908.	293.	1.6	29	-241.	930.	309.	1.4	1.5
29	-241.	930.	306.	1.4	30	-249.	966.	428.	0.2	0.8
29	-241.	930.	306.	1.4	31	-260.	951.	320.	1.2	1.3
31	-260.	951.	320.	1.2	32	-273.	983.	443.	0.2	0.7
31	-260.	951.	320.	1.2	33	-279.	974.	334.	1.0	1.1
24	-184.	866.	265.	2.0	34	-187.	874.	280.	1.9	1.9
34	-187.	874.	280.	1.9	35	-291.	807.	388.	0.2	1.0
34	-187.	874.	280.	1.9	36	-191.	883.	294.	1.8	1.8
36	-191.	883.	294.	1.8	37	-257.	800.	412.	0.2	1.0
36	-191.	883.	294.	1.8	38	-194.	893.	309.	1.8	1.8
38	-194.	893.	309.	1.8	39	-338.	869.	372.	0.2	1.0
38	-194.	893.	309.	1.8	40	-197.	902.	324.	1.7	1.7
40	-197.	902.	324.	1.7	41	-299.	1023.	305.	0.2	0.9
40	-197.	902.	324.	1.7	42	-261.	911.	336.	1.6	1.6
42	-201.	911.	338.	1.6	43	-246.	1061.	314.	0.2	0.9
42	-201.	911.	338.	1.6	44	-204.	920.	353.	1.5	1.5
44	-204.	920.	353.	1.5	45	-272.	838.	470.	0.2	0.8
44	-204.	920.	353.	1.5	46	-207.	930.	368.	1.4	1.4
46	-207.	930.	368.	1.4	47	-255.	843.	492.	0.2	0.8
46	-207.	930.	368.	1.4	48	-211.	939.	382.	1.4	1.4
48	-211.	939.	382.	1.4	49	-248.	1092.	358.	0.2	0.8
48	-211.	939.	382.	1.4	50	-214.	948.	397.	1.3	1.3
50	-214.	948.	397.	1.3	51	-363.	1001.	411.	0.2	0.7
50	-214.	948.	397.	1.3	52	-217.	957.	412.	1.2	1.2
52	-217.	957.	412.	1.2	53	-359.	1030.	415.	0.2	0.7
52	-217.	957.	412.	1.2	54	-221.	967.	426.	1.1	1.1
54	-221.	967.	426.	1.1	55	-314.	894.	532.	0.2	0.6
54	-221.	967.	426.	1.1	56	-224.	977.	441.	1.0	0.1
21	-186.	830.	214.	2.0	57	-185.	813.	259.	2.0	2.0
57	-185.	813.	259.	2.0	58	-181.	803.	267.	1.8	1.9
58	-181.	803.	267.	1.8	59	-181.	726.	266.	0.2	1.0
58	-181.	803.	267.	1.8	60	-178.	793.	276.	1.6	1.7
60	-178.	793.	276.	1.6	61	-119.	783.	325.	0.2	0.9
60	-178.	793.	276.	1.6	62	-174.	784.	284.	1.4	1.5
62	-174.	784.	284.	1.4	63	-188.	770.	359.	0.2	0.8
62	-174.	784.	284.	1.4	64	-171.	775.	292.	1.2	1.3
64	-171.	775.	292.	1.2	65	-189.	757.	365.	0.2	0.7
64	-171.	775.	292.	1.2	66	-167.	765.	301.	1.1	1.1
66	-167.	765.	301.	1.1	67	-144.	764.	374.	0.2	0.6
66	-167.	765.	301.	1.1	68	-164.	757.	309.	1.0	1.0
57	-185.	813.	259.	2.0	69	-202.	814.	267.	2.0	2.0
69	-202.	814.	267.	1.0	70	-209.	826.	271.	1.0	1.0
70	-209.	826.	271.	1.0	71	-209.	822.	309.	0.2	0.6
70	-209.	826.	271.	1.0	72	-216.	839.	275.	1.0	1.0
72	-216.	839.	275.	1.0	73	-234.	847.	243.	0.2	0.6
72	-216.	839.	275.	1.0	74	-223.	852.	280.	1.0	1.0
74	-223.	852.	280.	1.0	75	-205.	877.	258.	0.2	0.6
74	-223.	852.	280.	1.0	76	-230.	865.	284.	1.0	1.0
76	-230.	865.	284.	1.0	77	-200.	887.	289.	0.2	0.6
76	-230.	865.	284.	1.0	78	-237.	877.	288.	1.0	1.0
78	-237.	877.	288.	1.0	79	-213.	890.	315.	0.2	0.6
78	-237.	877.	288.	1.0	80	-245.	890.	292.	1.0	1.0
80	-245.	890.	292.	1.0	81	-278.	886.	274.	0.2	0.6
80	-245.	890.	292.	1.0	82	-252.	903.	296.	1.0	1.0
82	-252.	903.	296.	1.0	83	-286.	889.	307.	0.2	0.6
82	-252.	903.	296.	1.0	84	-259.	916.	301.	0.1	0.1
84	-259.	916.	301.	1.0	85	-289.	901.	319.	0.2	0.6
84	-259.	916.	301.	1.0	86	-266.	929.	335.	0.1	0.1
86	-266.	929.	305.	1.0	87	-288.	916.	333.	0.2	0.6
86	-266.	929.	305.	1.0	88	-273.	943.	309.	0.1	0.1
69	-202.	814.	267.	2.0	89	-205.	810.	276.	1.9	1.9
89	-205.	810.	276.	1.9	90	-171.	774.	337.	0.2	0.7
89	-205.	810.	276.	1.9	91	-208.	807.	285.	1.8	1.8
91	-208.	807.	285.	1.8	92	-202.	835.	356.	0.2	1.0
91	-208.	807.	285.	1.8	93	-211.	804.	295.	1.7	1.7
93	-211.	804.	294.	1.7	94	-175.	774.	357.	0.2	0.9
93	-211.	804.	294.	1.7	95	-214.	801.	303.	1.6	1.6
95	-214.	801.	303.	1.6	96	-217.	732.	340.	0.2	0.9
95	-214.	801.	303.	1.6	97	-217.	798.	314.	1.5	1.5
97	-217.	798.	311.	1.5	98	-287.	788.	346.	0.2	0.8
97	-217.	798.	311.	1.5	99	-220.	795.	320.	1.4	1.4
99	-220.	795.	320.	1.4	100	-278.	815.	369.	0.2	0.8
99	-220.	795.	320.	1.4	101	-223.	792.	323.	1.3	1.3
101	-223.	792.	329.	1.3	102	-287.	805.	374.	0.2	0.7
101	-223.	792.	329.	1.3	103	-226.	789.	338.	1.2	1.2
103	-226.	789.	338.	1.2	104	-296.	772.	371.	0.2	0.7
103	-226.	789.	338.	1.2	105	-229.	786.	347.	1.1	1.1
105	-229.	786.	347.	1.1	106	-214.	724.	393.	0.2	0.8
105	-229.	786.	347.	1.1	107	-232.	784.	356.	1.0	1.0
WES DATA COLLECTION SITE J1-03 TREE NO. 13										
1	-118.	760.	9.	3.0	2	-118.	760.	221.	5.0	4.0
2	-118.	760.	221.	1.0	3	-106.	813.	225.	1.0	1.0
2	-118.	760.	221.	1.0	4	-95.	736.	211.	1.0	1.0
2	-118.	760.	221.	2.0	5	-115.	769.	237.	3.0	4.0
5	-115.	769.	237.	1.0	6	-42.	729.	253.	1.0	1.0
5	-115.	769.	237.	3.0	7	-115.	767.	247.	2.9	2.9

65

TABLE IV-3 (Continued)

NODE NO.	SOURCE			DIAM	NODE NO.	TERMINUS			DIAM	AVG STEM DIAM
	X COORD	Y COORD	Z COORD			X COORD	Y COORD	Z COORD		
WES DATA COLLECTION SITE J1-03 TREE NO. 12										
7	-115.	767.	247.	2.9	8	-123.	650.	257.	0.2	1.5
7	-115.	767.	247.	2.9	9	-107.	880.	278.	0.2	1.5
7	-115.	767.	247.	2.9	10	-115.	766.	258.	2.9	2.9
10	-115.	766.	258.	2.9	11	-143.	653.	268.	0.2	1.5
10	-115.	766.	258.	2.9	12	-187.	876.	288.	0.2	1.5
10	-115.	766.	258.	2.9	13	-115.	765.	266.	2.8	2.8
13	-115.	765.	268.	2.8	14	-221.	716.	284.	0.2	1.5
13	-115.	765.	268.	2.8	15	-10.	811.	293.	0.2	1.5
13	-115.	765.	268.	2.8	16	-115.	764.	279.	2.7	2.7
16	-115.	764.	279.	2.7	17	-2.	738.	297.	0.2	1.4
16	-115.	767.	279.	2.7	18	-228.	787.	300.	0.2	1.4
16	-115.	767.	279.	2.7	19	-115.	763.	289.	2.7	2.7
19	-115.	763.	289.	2.7	20	-191.	674.	301.	0.2	1.4
19	-115.	763.	289.	2.7	21	-40.	849.	318.	0.2	1.4
19	-115.	763.	289.	2.7	22	-115.	762.	299.	2.6	2.6
22	-115.	762.	299.	2.6	23	-115.	817.	325.	0.2	1.4
22	-115.	762.	299.	2.6	24	-216.	704.	314.	0.2	1.4
22	-115.	762.	299.	2.6	25	-115.	761.	310.	2.5	2.5
25	-115.	761.	310.	2.5	26	-142.	647.	320.	0.2	1.3
25	-115.	761.	310.	2.5	27	-89.	872.	340.	0.2	1.3
25	-115.	761.	310.	2.5	28	-116.	761.	320.	2.5	2.5
28	-116.	761.	320.	2.5	29	-231.	758.	346.	0.2	1.3
28	-116.	761.	320.	2.5	30	0.	760.	341.	0.2	1.3
28	-116.	761.	320.	2.5	31	-116.	760.	331.	2.4	2.4
WES DATA COLLECTION SITE J1-03 TREE NO. 13										
31	-116.	760.	331.	2.4	32	-227.	727.	347.	0.2	1.3
31	-116.	760.	331.	2.4	33	-4.	789.	354.	0.2	1.3
31	-116.	760.	331.	2.4	34	-116.	759.	341.	2.3	2.3
34	-116.	759.	341.	2.3	35	-151.	647.	351.	0.2	1.2
34	-116.	759.	341.	2.3	36	-81.	867.	371.	0.2	1.2
34	-116.	759.	341.	2.3	37	-114.	758.	351.	2.3	2.3
37	-116.	758.	351.	2.3	38	-129.	870.	382.	0.2	1.2
37	-116.	758.	351.	2.3	39	-103.	641.	362.	0.2	1.2
37	-116.	758.	351.	2.3	40	-116.	757.	362.	2.2	2.2
40	-116.	757.	362.	2.2	41	-121.	870.	392.	0.2	1.2
40	-116.	757.	362.	2.2	42	-111.	640.	372.	0.2	1.2
40	-116.	757.	362.	2.2	43	-116.	756.	372.	2.1	2.1
43	-116.	756.	372.	2.1	44	-15.	810.	398.	0.2	1.1
43	-116.	756.	372.	2.1	45	-217.	698.	387.	0.2	1.1
43	-116.	756.	372.	2.1	46	-116.	755.	383.	2.1	2.1
46	-116.	755.	383.	2.1	47	-87.	837.	411.	0.2	1.1
46	-116.	755.	383.	2.1	48	-195.	669.	395.	0.2	1.1
46	-116.	755.	383.	2.1	49	-116.	755.	393.	2.0	2.0
WES DATA COLLECTION SITE J1-03 TREE NO. 14										
1	119.	778.	0.	4.0	2	121.	779.	54.	3.7	3.9
2	121.	779.	54.	3.7	3	128.	788.	55.	0.2	1.9
2	121.	779.	54.	3.7	4	123.	782.	108.	3.4	3.6
4	123.	782.	108.	3.4	5	132.	789.	109.	0.2	1.8
4	123.	792.	108.	3.4	6	125.	784.	162.	3.1	3.3
6	125.	784.	162.	3.1	7	136.	782.	164.	0.2	1.6
6	125.	784.	162.	3.1	8	127.	787.	216.	2.9	3.0
8	127.	787.	216.	2.9	9	120.	795.	218.	0.2	1.5
8	127.	787.	216.	2.9	10	129.	789.	270.	2.6	2.8
10	129.	789.	270.	2.6	11	140.	792.	271.	0.2	1.4
10	129.	789.	270.	2.6	12	131.	792.	324.	2.3	2.5
12	131.	792.	324.	2.3	13	120.	793.	326.	0.2	1.2
12	131.	792.	324.	2.3	14	133.	795.	378.	2.0	2.2
WES DATA COLLECTION SITE J1-03 TREE NO. 15										
1	115.	780.	-1.	2.0	2	111.	783.	41.	1.8	1.9
2	111.	783.	41.	1.8	3	105.	788.	40.	0.2	1.0
2	111.	783.	41.	1.8	4	107.	786.	82.	1.5	1.7
4	107.	786.	82.	1.5	5	102.	793.	81.	0.2	0.8
4	107.	786.	82.	1.5	6	103.	790.	124.	1.3	1.4
6	103.	790.	124.	1.3	7	105.	788.	124.	0.2	0.7
6	103.	790.	124.	1.3	8	99.	794.	166.	1.0	1.2
8	99.	794.	166.	1.0	9	106.	826.	171.	1.0	1.0
9	106.	826.	171.	1.0	10	87.	826.	193.	1.0	1.0
10	87.	826.	193.	1.0	11	83.	814.	195.	0.2	0.6
10	87.	826.	193.	1.0	12	68.	827.	216.	1.0	1.0
WES DATA COLLECTION SITE J1-03 TREE NO. 16										
1	108.	979.	7.	22.0	2	183.	930.	126.	21.0	21.5
2	183.	930.	126.	0.6	3	238.	896.	77.	0.2	0.4
2	183.	930.	126.	21.0	4	258.	883.	244.	20.0	20.5
4	258.	883.	244.	0.6	5	305.	836.	196.	0.2	0.4
4	258.	883.	244.	20.0	6	333.	835.	363.	19.0	19.5
6	333.	835.	363.	0.6	7	321.	758.	340.	0.2	0.4
6	333.	835.	363.	19.0	8	408.	787.	482.	18.0	18.5
8	408.	787.	482.	0.5	9	459.	851.	475.	0.2	0.4
8	408.	787.	482.	18.0	10	483.	740.	600.	17.0	17.5
10	483.	740.	600.	0.5	11	501.	671.	561.	0.2	0.4
10	483.	740.	600.	17.0	12	558.	692.	719.	16.0	16.5
12	558.	692.	719.	0.5	13	564.	769.	746.	0.2	0.4
12	558.	692.	719.	16.0	14	633.	645.	637.	15.0	15.5
14	633.	645.	637.	0.4	15	680.	599.	789.	0.2	0.3
14	633.	645.	637.	15.0	16	708.	597.	956.	14.0	14.5
16	708.	597.	956.	0.4	17	669.	525.	922.	0.2	0.3

(CONTINUED)

(41 of 52 sheets)

TABLE IV-3 (Continued)

NODE NO.	SOURCE			DIAM.	NODE NO.	TERMINUS			DIAM.	AVG STEM DIAM.
	X COORD	Y COORD	Z COORD			X COORD	Y COORD	Z COORD		
WES DATA COLLECTION SITE J1-03 TREE NO. 16										
16	708.	597.	956.	14.0	18	783.	549.	1075.	13.0	13.5
18	783.	549.	1075.	0.4	19	760.	473.	1058.	0.2	0.3
18	783.	549.	1075.	13.0	20	858.	502.	1193.	12.0	12.5
20	858.	502.	1193.	0.4	21	901.	451.	1146.	0.2	0.3
20	858.	502.	1193.	12.0	22	933.	455.	1312.	11.0	11.5
22	933.	455.	1312.	4.0	23	897.	403.	1320.	3.4	3.7
23	897.	403.	1320.	1.0	24	878.	453.	1551.	0.2	0.6
23	897.	403.	1320.	3.4	25	861.	351.	1328.	2.0	3.1
25	861.	351.	1328.	0.8	26	856.	392.	1562.	0.2	0.5
25	861.	351.	1328.	2.8	27	826.	300.	1337.	2.2	2.5
27	826.	300.	1337.	0.7	28	998.	201.	1466.	0.2	0.4
27	826.	300.	1337.	2.2	29	790.	248.	1345.	1.6	1.9
29	790.	248.	1345.	0.5	30	926.	183.	1527.	0.2	0.4
29	790.	248.	1345.	1.6	31	754.	198.	1353.	1.0	1.3
22	933.	455.	1312.	11.0	32	959.	453.	1369.	10.0	10.5
32	959.	453.	1369.	4.0	33	1084.	780.	1991.	4.0	4.0
32	959.	453.	1369.	10.0	34	978.	435.	1415.	9.0	9.5
34	978.	435.	1415.	3.0	35	968.	435.	1548.	1.0	2.0
34	978.	435.	1415.	8.0	36	999.	424.	1459.	9.0	8.5
36	999.	424.	1459.	5.0	37	996.	415.	1914.	4.4	4.7
37	996.	415.	1514.	0.7	38	1060.	389.	1982.	0.2	0.4
37	996.	415.	1514.	4.4	39	994.	406.	1968.	3.8	4.1
39	994.	406.	1568.	0.6	40	996.	328.	1626.	0.2	0.4
39	994.	406.	1568.	3.8	41	991.	398.	1623.	3.3	3.6
41	991.	398.	1623.	0.5	42	963.	324.	1679.	0.2	0.4
41	991.	398.	1623.	3.3	43	988.	389.	1677.	2.7	3.0
43	988.	389.	1677.	0.4	44	1042.	415.	1753.	0.2	0.3
43	988.	389.	1677.	2.7	45	985.	381.	1732.	2.1	2.4
45	985.	381.	1732.	0.3	46	1033.	415.	1809.	0.2	0.2
45	985.	381.	1732.	2.1	47	983.	372.	1786.	1.6	1.8
47	983.	372.	1786.	0.2	48	951.	301.	1843.	0.2	0.2
47	983.	372.	1786.	1.6	49	980.	365.	1841.	1.0	1.3
36	999.	424.	1459.	8.0	50	1025.	291.	1901.	7.0	7.5
50	1025.	291.	1501.	4.0	51	1058.	282.	1932.	3.4	3.7
51	1058.	282.	1532.	0.7	52	1131.	315.	1548.	0.2	0.4
51	1058.	282.	1532.	3.4	53	1092.	274.	1563.	2.8	3.1
53	1092.	274.	1563.	0.6	54	1168.	300.	1574.	0.2	0.4
53	1092.	274.	1563.	2.8	55	1125.	266.	1995.	2.2	2.5
55	1125.	266.	1595.	0.4	56	1154.	305.	1660.	0.2	0.3
55	1125.	266.	1595.	2.2	57	1159.	258.	1626.	1.6	1.9
57	1159.	258.	1626.	0.3	58	1226.	213.	1627.	0.2	0.2
57	1159.	258.	1626.	1.5	59	1192.	251.	1657.	1.0	1.3
50	1025.	291.	1501.	7.8	60	1081.	347.	1647.	5.0	5.0
60	1061.	347.	1647.	4.0	61	1080.	357.	1712.	3.5	3.8
61	1080.	357.	1712.	1.8	62	1046.	357.	1712.	0.2	1.0
61	1080.	357.	1712.	3.5	63	1099.	368.	1777.	3.0	3.2
60	1061.	347.	1647.	4.0	64	1042.	340.	1678.	3.6	3.8
64	1042.	340.	1678.	0.8	65	1062.	365.	1731.	0.2	0.5
64	1042.	340.	1678.	3.6	66	1022.	334.	1709.	3.1	3.4
66	1022.	334.	1709.	0.8	67	1039.	364.	1764.	0.2	0.5
66	1022.	334.	1709.	3.1	68	1003.	328.	1740.	2.7	2.9
68	1003.	328.	1740.	0.8	69	1034.	314.	1796.	0.2	0.5
68	1003.	328.	1740.	2.7	70	984.	321.	1772.	2.3	2.5
70	984.	321.	1772.	0.8	71	1013.	328.	1829.	0.2	0.2
70	984.	321.	1772.	2.3	72	965.	315.	1803.	1.9	2.1
72	965.	315.	1803.	0.8	73	919.	280.	1891.	0.2	0.7
72	965.	315.	1803.	1.9	74	945.	309.	1834.	1.4	1.7
74	945.	309.	1834.	0.8	75	885.	335.	1891.	0.2	0.5
74	945.	309.	1834.	1.4	76	926.	304.	1865.	1.0	1.2
WES DATA COLLECTION SITE J1-03 TREE NO. 17										
1	363.	621.	-14.	16.0	2	421.	593.	1542.	10.0	13.0
WES DATA COLLECTION SITE J1-03 TREE NO. 18										
1	812.	192.	-11.	60.0	2	818.	194.	1223.	40.0	50.0
2	818.	194.	1223.	9.0	3	875.	290.	1283.	8.0	8.5
3	875.	290.	1283.	1.4	4	893.	322.	1216.	0.2	0.8
3	875.	290.	1283.	8.0	5	931.	389.	1344.	7.0	7.5
5	931.	389.	1344.	4.0	6	907.	391.	1396.	3.6	3.8
6	907.	391.	1399.	0.6	7	814.	419.	1401.	0.2	0.4
6	907.	391.	1399.	3.6	8	882.	395.	1454.	3.2	3.4
8	882.	395.	1454.	0.6	9	838.	478.	1474.	0.2	0.4
8	882.	395.	1454.	3.2	10	850.	398.	1509.	2.9	3.0
10	850.	398.	1509.	0.6	11	818.	314.	1542.	0.2	0.4
10	850.	398.	1509.	2.9	12	833.	401.	1564.	2.5	2.7
12	833.	401.	1564.	0.6	13	780.	484.	1973.	0.2	0.4
12	833.	401.	1564.	2.5	14	809.	405.	1620.	2.1	2.3
14	809.	405.	1620.	0.6	15	828.	329.	1677.	0.2	0.4
14	809.	405.	1620.	2.1	16	784.	480.	1675.	1.8	2.0
16	784.	480.	1672.	0.6	17	691.	432.	1677.	0.2	0.4
16	784.	480.	1672.	1.8	18	760.	412.	1730.	1.4	1.6
18	760.	412.	1730.	0.6	19	748.	501.	1744.	0.2	0.4
18	760.	412.	1730.	1.4	20	739.	416.	1789.	1.0	1.2
5	931.	389.	1344.	7.0	21	943.	419.	1382.	6.0	6.3
21	943.	419.	1382.	3.0	22	948.	484.	1389.	2.8	2.9
22	948.	424.	1382.	0.6	23	934.	317.	1398.	0.2	0.4
22	948.	424.	1382.	2.8	24	933.	434.	1408.	2.7	2.8
24	933.	434.	1408.	0.6	25	870.	301.	1380.	0.2	0.4
24	933.	434.	1408.	2.7	26	918.	444.	1431.	2.9	3.0
26	918.	444.	1431.	0.6	27	982.	424.	1914.	0.2	0.4
26	918.	444.	1431.	2.5	28	903.	484.	1493.	2.4	2.4
28	903.	424.	1423.	0.6	29	944.	432.	1827.	0.2	0.4

67

TABLE IV - 3(Continued)

NODE NO.	SOURCE				DIAM.	NODE NO.	TERMINUS				AVG STEM DIAM.
	X COORD	Y COORD	Z COORD				X COORD	Y COORD	Z COORD		
WES DATA COLLECTION SITE      J1-03TREE NO. 18											
28	903.	454.	1453.	2.4	50	888.	464.	1476.	2.2	2.3	
30	888.	464.	1476.	0.6	31	859.	398.	1537.	0.2	0.4	
30	888.	464.	1476.	2.2	32	873.	474.	1499.	2.1	2.2	
32	873.	474.	1499.	0.6	33	866.	414.	1572.	0.2	0.4	
32	873.	474.	1499.	2.1	34	859.	484.	1522.	1.9	2.0	
34	859.	484.	1522.	0.6	35	796.	423.	1558.	0.2	0.4	
34	859.	484.	1522.	1.9	36	844.	494.	1545.	1.8	1.8	
36	844.	494.	1545.	0.6	37	753.	515.	1527.	0.2	0.4	
36	844.	494.	1545.	1.8	38	829.	504.	1566.	1.6	1.7	
38	829.	504.	1566.	0.6	39	755.	559.	1546.	0.2	0.4	
38	829.	504.	1566.	1.6	40	814.	514.	1590.	1.5	1.6	
40	814.	514.	1590.	0.6	41	806.	453.	1662.	0.2	0.4	
40	814.	514.	1590.	1.5	42	799.	524.	1613.	1.3	1.4	
42	799.	524.	1613.	0.6	43	802.	469.	1690.	0.2	0.4	
42	799.	524.	1613.	1.3	44	784.	534.	1636.	1.2	1.2	
44	784.	534.	1636.	0.6	45	713.	593.	1615.	0.2	0.4	
44	784.	534.	1636.	1.2	46	769.	545.	1659.	1.0	1.1	
47	1023.	415.	1362.	5.0	47	1023.	472.	1371.	6.0	5.5	
47	1023.	472.	1371.	3.0	48	1061.	431.	1430.	2.3	2.6	
48	1061.	431.	1430.	0.8	49	1235.	465.	1479.	0.2	0.5	
48	1061.	431.	1430.	2.3	50	1098.	390.	1490.	1.7	2.0	
50	1098.	390.	1490.	0.8	51	1272.	347.	1526.	0.2	0.5	
50	1098.	390.	1490.	1.7	52	1136.	351.	1549.	1.0	1.4	
53	1023.	472.	1371.	4.0	53	1030.	491.	1374.	3.8	3.9	
53	1030.	491.	1374.	0.6	54	991.	508.	1409.	0.2	0.4	
53	1030.	491.	1374.	3.8	55	1036.	510.	1378.	3.7	3.8	
55	1036.	510.	1378.	0.6	56	1066.	518.	1335.	0.2	0.4	
55	1036.	510.	1378.	3.7	57	1043.	530.	1381.	3.5	3.6	
57	1043.	530.	1381.	0.6	58	997.	552.	1400.	0.2	0.4	
57	1043.	530.	1381.	3.5	59	1049.	549.	1384.	3.4	3.4	
59	1049.	549.	1384.	0.6	60	1066.	545.	1436.	0.2	0.4	
59	1049.	549.	1384.	3.4	61	1056.	569.	1388.	3.2	3.3	
61	1056.	569.	1388.	0.6	62	1078.	563.	1437.	0.2	0.4	
61	1056.	569.	1388.	3.2	63	1063.	588.	1391.	3.1	3.2	
63	1063.	588.	1391.	0.6	64	1043.	597.	1441.	0.2	0.4	
63	1063.	588.	1391.	3.1	65	1049.	604.	1394.	2.9	3.0	
65	1069.	608.	1394.	0.6	66	1067.	609.	1448.	0.2	0.4	
65	1069.	608.	1394.	2.9	67	1076.	627.	1397.	2.8	2.8	
67	1076.	627.	1397.	0.6	68	1066.	649.	1349.	0.2	0.4	
67	1076.	627.	1397.	2.8	69	1083.	647.	1401.	2.6	2.7	
69	1083.	647.	1401.	0.6	70	1125.	648.	1368.	0.2	0.4	
69	1083.	647.	1401.	2.6	71	1089.	666.	1404.	2.5	2.6	
71	1089.	666.	1404.	0.6	72	1142.	657.	1411.	0.2	0.4	
71	1089.	666.	1404.	2.5	73	1096.	686.	1407.	2.3	2.4	
73	1096.	686.	1407.	0.6	74	1133.	677.	1446.	0.2	0.4	
73	1096.	686.	1407.	2.3	75	1102.	705.	1411.	2.2	2.2	
75	1102.	705.	1411.	0.6	76	1045.	733.	1383.	0.2	0.4	
75	1102.	705.	1411.	2.2	77	1109.	726.	1414.	2.0	2.1	
78	818.	194.	1223.	35.0	78	821.	192.	1396.	36.0	35.5	
78	821.	192.	1396.	6.0	79	840.	151.	1417.	7.0	6.5	
79	840.	151.	1417.	5.0	80	835.	73.	1451.	4.7	4.8	
80	835.	73.	1451.	0.5	81	1000.	-15.	1530.	0.2	0.4	
80	835.	73.	1451.	4.7	82	829.	-4.	1486.	4.3	4.5	
82	829.	-4.	1486.	0.2	83	980.	-74.	1802.	0.2	0.4	
82	829.	-4.	1486.	4.3	84	824.	-80.	1520.	4.0	4.2	
84	824.	-80.	1520.	2.0	85	829.	-104.	1527.	1.9	2.0	
85	829.	-104.	1527.	0.5	86	896.	-69.	1599.	0.2	0.4	
85	829.	-104.	1527.	1.9	87	834.	-128.	1533.	1.7	1.8	
87	834.	-128.	1533.	0.5	88	923.	-96.	1579.	0.2	0.4	
87	834.	-128.	1533.	1.7	89	839.	-121.	1540.	1.8	1.8	
89	839.	-121.	1540.	0.5	90	806.	-132.	1637.	0.2	0.4	
89	839.	-121.	1540.	1.6	91	845.	-175.	1546.	1.4	1.5	
91	845.	-175.	1546.	0.5	92	927.	-141.	1602.	0.2	0.4	
91	845.	-175.	1546.	1.4	93	850.	-198.	1498.	1.3	1.4	
93	850.	-198.	1498.	0.5	94	938.	-194.	1498.	0.2	0.4	
93	850.	-198.	1498.	1.3	95	855.	-222.	1559.	1.1	1.2	
95	855.	-222.	1559.	0.5	96	782.	-256.	1494.	0.2	0.4	
95	855.	-222.	1559.	1.1	97	860.	-244.	1566.	1.0	1.0	
98	819.	-100.	1520.	3.0	98	819.	-100.	1522.	3.0	3.0	
98	819.	-100.	1522.	0.8	99	737.	-151.	1525.	0.2	0.5	
98	819.	-100.	1522.	3.0	100	819.	-120.	1524.	3.0	3.0	
100	819.	-120.	1524.	0.8	101	734.	-172.	1515.	0.2	0.5	
100	819.	-120.	1524.	3.0	102	810.	-139.	1525.	3.0	3.0	
102	810.	-139.	1526.	0.8	103	749.	-200.	1482.	0.2	0.5	
102	810.	-139.	1526.	3.0	104	805.	-159.	1528.	3.0	3.0	
104	805.	-159.	1528.	0.8	105	835.	-242.	1522.	0.2	0.5	
104	805.	-159.	1528.	3.0	106	801.	-178.	1530.	3.0	3.0	
106	801.	-178.	1530.	0.8	107	835.	-252.	1542.	0.2	0.5	
106	801.	-178.	1530.	3.0	108	796.	-197.	1532.	3.0	3.0	
108	796.	-197.	1532.	0.8	109	756.	-199.	1530.	2.4	2.8	
109	756.	-199.	1532.	0.8	110	731.	-266.	1515.	0.2	0.5	
109	756.	-199.	1532.	2.6	111	722.	-201.	1528.	2.2	2.4	
111	722.	-201.	1528.	0.8	112	695.	-203.	1460.	0.2	0.5	
111	722.	-201.	1528.	2.2	113	884.	-202.	1527.	1.8	2.0	
113	884.	-202.	1527.	0.8	114	896.	-229.	1462.	0.2	0.5	
113	884.	-202.	1527.	1.8	115	849.	-204.	1525.	1.4	1.6	
115	849.	-204.	1525.	0.8	116	619.	-269.	1542.	0.2	0.5	
115	849.	-204.	1525.	1.4	117	812.	-204.	1523.	1.0	1.2	
79	840.	151.	1417.	6.0	118	865.	123.	1435.	6.0	6.0	
118	865.	123.	1435.	4.0	119	971.	105.	1424.	3.2	3.2	
119	971.	105.	1424.	0.8	120	1006.	176.	1492.	0.2	0.5	
119	971.	105.	1424.	3.2	121	1078.	77.	1412.	2.5	2.8	
121	1078.	77.	1412.	0.8	122	1109.	151.	1371.	0.2	0.5	
121	1078.	77.	1412.	2.5	123	1188.	59.	1481.	1.8	2.2	

(CONTINUED)

(43 of 52 sheets)

TABLE IV-3 (Continued)

NODE NO.	SOURCE				DIAM	NODE NO.	TERMINUS				AVG STEM DIAM
	X COORD	Y COORD	Z COORD	DIAM			X COORD	Y COORD	Z COORD	DIAM	
MES DATA COLLECTION SITE      J1-03TREE NO. 18											
123	1186.	55.	1401.	0.8	124	1221.	133.	1423.	0.2	0.9	
123	1186.	55.	1401.	1.8	125	1284.	33.	1398.	1.0	1.4	
118	863.	123.	1435.	4.0	126	888.	114.	1441.	4.3	4.2	
126	848.	114.	1441.	0.8	127	911.	171.	1419.	0.2	0.5	
126	888.	114.	1441.	4.3	128	914.	107.	1448.	4.7	4.5	
128	914.	107.	1448.	0.8	129	899.	111.	1511.	0.2	0.5	
128	914.	107.	1448.	4.7	130	939.	100.	1454.	5.0	4.8	
130	939.	100.	1454.	3.0	131	983.	189.	1437.	3.0	3.0	
131	985.	169.	1437.	1.5	132	872.	246.	1450.	0.2	0.8	
131	985.	169.	1437.	3.0	133	1031.	241.	1420.	3.0	3.0	
130	939.	100.	1454.	5.0	134	1011.	53.	1449.	4.0	4.5	
134	1011.	53.	1449.	2.0	135	1049.	7.	1464.	1.7	1.8	
135	1049.	7.	1464.	0.5	136	1111.	-19.	1437.	0.2	0.4	
132	1049.	7.	1464.	1.7	137	1088.	-38.	1478.	1.3	1.5	
137	1088.	-38.	1478.	0.5	138	1158.	-44.	1486.	0.2	0.4	
137	1088.	-38.	1478.	1.3	139	1124.	-82.	1493.	1.0	1.2	
134	1011.	53.	1449.	4.0	140	1052.	9.	1462.	4.0	4.0	
140	1052.	9.	1462.	4.0	141	1069.	-4.	1461.	3.2	3.6	
141	1065.	-4.	1461.	1.2	142	1092.	-7.	1525.	0.2	0.7	
141	1065.	-4.	1461.	3.2	143	1078.	-15.	1468.	2.5	2.8	
143	1078.	-15.	1468.	1.2	144	1053.	-73.	1490.	0.2	0.7	
143	1078.	-15.	1468.	2.5	145	1091.	-27.	1459.	1.8	2.2	
145	1091.	-27.	1459.	1.2	146	1070.	-73.	1411.	0.2	0.7	
145	1091.	-27.	1459.	1.8	147	1104.	-38.	1458.	1.0	1.4	
140	1052.	9.	1462.	3.0	148	1094.	-60.	1474.	2.7	2.8	
148	1094.	-60.	1474.	1.5	149	1282.	-172.	1452.	0.2	0.8	
148	1094.	-60.	1474.	2.7	150	1137.	-128.	1467.	2.3	2.5	
150	1137.	-128.	1487.	1.5	151	1329.	-230.	1510.	0.2	0.8	
150	1137.	-128.	1487.	2.3	152	1179.	-199.	1499.	2.0	2.2	
140	1052.	9.	1462.	3.0	153	1037.	60.	1454.	5.0	4.0	
153	1037.	60.	1454.	4.0	154	1088.	-14.	1532.	4.0	4.0	
153	1037.	60.	1454.	4.0	155	982.	230.	1273.	7.0	5.3	
78	821.	192.	1398.	36.0	156	821.	199.	1433.	37.0	36.9	
156	821.	192.	1433.	9.0	157	845.	241.	1488.	8.0	8.5	
156	821.	192.	1433.	33.0	158	815.	197.	1484.	34.0	33.5	
158	815.	197.	1484.	26.0	159	775.	187.	1735.	25.0	25.5	
159	775.	187.	1735.	9.0	160	714.	110.	1864.	9.0	9.0	
160	714.	110.	1864.	4.0	161	683.	73.	1926.	4.0	4.0	
161	683.	73.	1926.	2.0	162	677.	61.	1958.	1.9	2.0	
162	677.	61.	1958.	0.5	163	617.	71.	1951.	0.2	0.4	
162	677.	61.	1958.	1.9	164	672.	51.	1990.	1.8	1.8	
164	672.	51.	1990.	0.5	165	644.	104.	2003.	0.2	0.4	
164	672.	51.	1990.	1.8	166	666.	40.	2022.	1.7	1.8	
166	666.	40.	2022.	0.5	167	638.	94.	2035.	0.2	0.4	
166	666.	40.	2022.	1.7	168	661.	30.	2054.	1.6	1.6	
168	661.	30.	2054.	0.5	169	649.	-27.	2033.	0.2	0.4	
168	661.	30.	2054.	1.6	170	659.	19.	2086.	1.4	1.5	
170	659.	19.	2086.	0.5	171	705.	50.	2105.	0.2	0.4	
170	659.	19.	2086.	1.4	172	650.	9.	2118.	1.3	1.4	
172	650.	9.	2118.	0.5	173	675.	-44.	2105.	0.2	0.4	
172	650.	9.	2118.	1.3	174	644.	-2.	2150.	1.2	1.2	
174	644.	-2.	2150.	0.5	175	651.	-40.	2132.	0.2	0.4	
174	644.	-2.	2150.	1.2	176	639.	-12.	2182.	1.1	1.2	
176	639.	-12.	2182.	0.5	177	694.	-38.	2183.	0.2	0.4	
176	639.	-12.	2182.	1.1	178	633.	-22.	2214.	1.0	1.0	
181	633.	73.	1926.	2.0	179	666.	35.	1905.	1.8	1.9	
179	666.	35.	1905.	0.4	180	633.	24.	1898.	0.2	0.3	
179	666.	35.	1905.	1.8	181	648.	-2.	1888.	1.5	1.6	
181	648.	-2.	1888.	0.4	182	657.	-22.	1859.	0.2	0.3	
181	648.	-2.	1888.	1.5	183	631.	-40.	1869.	1.2	1.4	
183	631.	-40.	1869.	0.4	184	623.	-50.	1835.	0.2	0.3	
183	631.	-40.	1869.	1.2	185	614.	-78.	1850.	1.6	1.8	
185	614.	-78.	1850.	4.0	186	692.	61.	1927.	3.6	3.8	
186	692.	61.	1927.	1.0	187	599.	98.	1811.	0.2	0.6	
186	692.	61.	1927.	3.6	188	621.	49.	1927.	3.2	3.4	
188	621.	49.	1927.	1.0	189	544.	156.	1911.	0.2	0.6	
188	621.	49.	1927.	3.2	190	590.	38.	1928.	2.9	3.0	
190	590.	38.	1928.	1.0	191	602.	-95.	1921.	0.2	0.6	
190	590.	38.	1928.	2.9	192	559.	26.	1928.	2.5	2.7	
192	559.	26.	1928.	1.0	193	524.	26.	2056.	0.2	0.6	
192	559.	26.	1928.	2.5	194	527.	15.	1929.	2.1	2.3	
194	527.	15.	1929.	1.0	195	471.	63.	1818.	0.2	0.6	
194	527.	15.	1929.	2.1	196	496.	3.	1929.	1.8	2.0	
196	496.	3.	1929.	1.0	197	424.	84.	1849.	0.2	0.6	
196	496.	3.	1929.	1.8	198	465.	-8.	1930.	1.4	1.6	
198	465.	-8.	1930.	1.0	199	407.	45.	1823.	0.2	0.6	
198	465.	-8.	1930.	1.4	200	434.	-19.	1930.	1.0	1.2	
201	434.	-19.	1930.	7.0	201	694.	64.	1917.	6.7	6.8	
201	434.	-19.	1930.	1.0	202	503.	141.	1966.	0.2	0.6	
201	434.	-19.	1930.	6.7	203	677.	19.	1970.	6.3	6.3	
203	677.	19.	1970.	1.0	204	620.	-136.	1938.	0.2	0.6	
203	677.	19.	1970.	6.3	205	639.	-23.	2023.	6.0	6.2	
205	639.	-23.	2023.	5.0	206	635.	-49.	2038.	4.2	4.6	
206	635.	-49.	2038.	1.9	207	594.	28.	2245.	0.2	0.8	
206	635.	-49.	2038.	4.2	208	612.	-112.	2054.	3.7	4.0	
208	612.	-112.	2054.	1.5	209	418.	8.	2096.	0.2	0.8	
208	612.	-112.	2054.	3.7	210	589.	-155.	2069.	3.0	3.4	
210	589.	-155.	2069.	1.5	211	794.	-246.	2128.	0.2	0.8	
210	589.	-155.	2069.	3.0	212	565.	-199.	2085.	2.3	2.6	
212	565.	-199.	2085.	1.5	213	771.	-286.	2128.	0.2	0.8	
212	565.	-199.	2085.	2.3	214	541.	-242.	2100.	1.7	2.0	
214	541.	-242.	2100.	1.5	215	678.	-337.	1882.	0.2	0.8	
214	541.	-242.	2100.	1.7	216	518.	-284.	2116.	1.0	1.4	

TABLE IV-3 (Continued)

NODE NO.	SOURCE			DIAM	NODE NO.	TERMINUS			DIAM	AVG STEH DIAM
	X COORD	Y COORD	Z COORD			X COORD	Y COORD	Z COORD		
WES DATA COLLECTION SITE J1-03TREE NO. 10										
205	659.	-25.	2023.	5.0	217	654.	-65.	2044.	4.4	4.7
217	654.	-65.	2044.	1.5	218	533.	-162.	2067.	0.2	0.8
217	654.	-65.	2044.	4.4	219	648.	-104.	2065.	3.2	4.2
219	648.	-104.	2065.	1.5	220	742.	-203.	2141.	0.2	0.8
219	648.	-104.	2065.	3.0	221	643.	-143.	2086.	3.3	3.6
221	643.	-143.	2086.	1.5	222	987.	-188.	2225.	0.2	0.8
221	643.	-143.	2086.	3.3	223	637.	-183.	2106.	2.7	3.0
223	637.	-183.	2106.	1.5	224	921.	-286.	2119.	0.2	0.8
223	637.	-183.	2106.	2.7	225	632.	-222.	2127.	2.1	2.4
225	632.	-222.	2127.	1.5	226	909.	-301.	2164.	0.2	0.8
225	632.	-222.	2127.	2.1	227	626.	-261.	2148.	1.4	1.8
227	626.	-261.	2148.	1.5	228	678.	-407.	2125.	0.2	0.8
227	626.	-261.	2148.	1.6	229	621.	-299.	2169.	1.0	1.3
159	775.	187.	1735.	24.0	230	738.	168.	2007.	23.0	23.5
230	738.	168.	2007.	10.0	231	716.	195.	2038.	10.0	10.0
231	716.	195.	2038.	5.0	232	756.	314.	1938.	5.0	5.0
232	756.	314.	1938.	3.0	233	746.	380.	1930.	2.5	2.8
233	746.	380.	1930.	0.8	234	743.	415.	1909.	0.2	0.5
233	746.	380.	1930.	2.5	235	736.	447.	1922.	2.0	2.2
235	736.	447.	1922.	0.8	236	742.	483.	1904.	0.2	0.5
235	736.	447.	1922.	2.0	237	727.	514.	1914.	1.5	1.8
237	727.	514.	1914.	0.8	238	725.	553.	1926.	0.2	0.5
237	727.	514.	1914.	1.5	239	717.	582.	1906.	1.0	1.2
232	756.	314.	1938.	4.0	240	804.	335.	1926.	3.5	3.8
240	804.	335.	1926.	1.0	241	780.	373.	1896.	0.2	0.6
240	804.	335.	1926.	3.5	242	853.	358.	1914.	3.0	3.2
242	853.	358.	1914.	3.0	243	898.	405.	1823.	2.0	2.5
243	898.	405.	1823.	0.9	244	869.	421.	1763.	0.2	0.6
243	898.	405.	1823.	2.0	245	943.	455.	1731.	1.0	1.5
242	853.	358.	1914.	3.0	246	868.	366.	1892.	2.7	2.8
246	868.	366.	1892.	0.8	247	844.	408.	1878.	0.2	0.5
246	868.	366.	1892.	2.7	248	882.	376.	1870.	2.3	2.5
248	882.	376.	1870.	0.8	249	905.	417.	1887.	0.2	0.5
248	882.	376.	1870.	2.3	250	897.	385.	1849.	2.0	2.2
250	897.	385.	1849.	0.8	251	935.	411.	1869.	0.2	0.5
250	897.	385.	1849.	2.0	252	912.	394.	1827.	1.7	1.8
252	912.	394.	1827.	0.8	253	879.	420.	1799.	0.2	0.5
252	912.	394.	1827.	1.7	254	926.	404.	1805.	1.3	1.5
254	926.	404.	1805.	0.8	255	959.	436.	1824.	0.2	0.5
254	926.	404.	1805.	1.3	256	941.	414.	1783.	1.0	1.2
231	716.	195.	2038.	9.0	257	793.	293.	2017.	9.0	9.0
257	793.	293.	2017.	4.0	258	859.	302.	2036.	3.5	3.8
258	859.	302.	2036.	1.0	259	846.	337.	2134.	0.2	0.6
258	859.	302.	2036.	3.5	260	926.	312.	2055.	3.0	3.2
260	926.	312.	2055.	1.0	261	913.	339.	2155.	0.2	0.6
260	926.	312.	2055.	3.0	262	992.	322.	2073.	2.5	2.8
262	992.	322.	2073.	1.0	263	1025.	223.	2079.	0.2	0.6
262	992.	322.	2073.	2.5	264	1059.	333.	2092.	2.0	2.2
264	1059.	333.	2092.	1.0	265	1045.	393.	2177.	0.2	0.6
264	1059.	333.	2092.	2.0	266	1125.	343.	2111.	1.5	1.8
266	1125.	343.	2111.	1.0	267	1138.	264.	2179.	0.2	0.6
266	1125.	343.	2111.	1.5	268	1192.	394.	2130.	1.0	1.2
257	793.	293.	2017.	9.0	269	801.	313.	2051.	7.0	8.0
269	801.	313.	2051.	3.0	270	805.	278.	2089.	2.3	2.6
270	805.	278.	2089.	0.4	271	842.	285.	2092.	0.2	0.3
270	805.	278.	2089.	2.3	272	808.	243.	2127.	1.7	2.0
272	808.	243.	2127.	0.4	273	777.	225.	2113.	0.2	0.3
272	808.	243.	2127.	1.7	274	812.	210.	2165.	1.0	1.4
269	801.	313.	2051.	7.0	275	930.	391.	2088.	7.0	7.0
275	930.	391.	2088.	5.0	276	927.	432.	2092.	4.5	4.8
276	927.	432.	2092.	1.0	277	958.	503.	2138.	0.2	0.6
276	927.	432.	2092.	4.5	278	929.	474.	2096.	4.5	4.2
278	925.	474.	2096.	1.0	279	891.	549.	2060.	0.2	0.6
278	925.	474.	2096.	4.0	280	922.	516.	2100.	3.5	3.8
280	922.	516.	2100.	1.0	281	882.	580.	2070.	0.2	0.6
280	922.	516.	2100.	3.5	282	920.	559.	2103.	3.0	3.2
282	920.	559.	2103.	1.0	283	954.	637.	2076.	0.2	0.6
282	920.	559.	2103.	3.0	284	917.	601.	2107.	2.9	2.8
284	917.	601.	2107.	1.0	285	886.	676.	2071.	0.2	0.6
284	917.	601.	2107.	2.5	286	915.	644.	2111.	2.0	2.2
275	930.	391.	2088.	7.0	287	810.	383.	2128.	7.0	7.0
287	810.	383.	2128.	3.0	288	807.	396.	2154.	2.6	2.8
288	807.	356.	2154.	0.6	289	784.	369.	2154.	0.2	0.4
288	807.	356.	2154.	2.6	290	805.	395.	2180.	2.2	2.4
290	805.	351.	2180.	0.6	291	790.	373.	2183.	0.2	0.4
290	805.	351.	2180.	2.2	292	802.	349.	2206.	1.8	2.0
292	802.	345.	2206.	0.6	293	827.	336.	2207.	0.2	0.4
292	802.	345.	2206.	1.8	294	800.	340.	2232.	1.4	1.6
294	800.	340.	2232.	0.6	295	784.	361.	2234.	0.2	0.4
294	800.	340.	2232.	1.4	296	797.	335.	2256.	1.0	1.2
287	810.	363.	2128.	6.0	297	795.	418.	2140.	6.0	6.0
297	795.	418.	2140.	2.0	298	825.	418.	2199.	1.7	1.8
298	825.	418.	2199.	0.5	299	800.	385.	2226.	0.2	0.4
298	825.	418.	2199.	1.7	300	854.	419.	2258.	1.3	1.5
300	854.	419.	2258.	0.5	301	847.	374.	2277.	0.2	0.4
300	854.	419.	2258.	1.3	302	884.	421.	2317.	1.0	1.2
297	795.	418.	2140.	4.0	303	812.	437.	2214.	3.2	3.6
303	812.	437.	2214.	1.0	304	841.	383.	2305.	0.2	0.6
303	812.	437.	2214.	3.2	305	828.	459.	2288.	2.5	2.8
305	828.	458.	2288.	1.0	306	809.	413.	2387.	0.2	0.6
305	828.	458.	2288.	2.5	307	845.	478.	2363.	1.8	2.2
307	845.	478.	2363.	1.0	308	809.	450.	2462.	0.2	0.6
307	845.	478.	2363.	1.8	309	861.	499.	2437.	1.0	1.4

TABLE IV-3 (Continued)

NODE NO.	SOURCE				DIAM	NODE NO.	TERMINUS				AVG STEM DIAM
	X COORD	Y COORD	Z COORD	DIAM			X COORD	Y COORD	Z COORD	DIAM	
297	795.	418.	2140.	3.0	310	817.	462.	2180.	2.9	2.8	
310	817.	462.	2180.	0.6	311	820.	513.	2180.	0.2	0.4	
310	817.	462.	2180.	2.5	312	840.	507.	2221.	2.0	2.2	
312	840.	507.	2221.	0.6	313	818.	543.	2251.	0.2	0.4	
312	840.	507.	2221.	2.0	314	862.	552.	2261.	1.5	1.8	
313	818.	543.	2251.	0.6	315	900.	587.	2260.	0.2	0.4	
313	818.	543.	2251.	1.5	316	884.	598.	2302.	1.0	1.2	
297	795.	418.	2140.	5.0	317	814.	442.	2152.	4.4	4.7	
317	814.	442.	2152.	1.0	318	922.	497.	2113.	0.2	0.6	
317	814.	442.	2152.	4.4	319	832.	467.	2183.	3.8	4.2	
319	832.	467.	2183.	1.0	320	919.	514.	2097.	0.2	0.6	
319	832.	467.	2183.	3.9	321	831.	492.	2173.	3.3	3.6	
321	851.	492.	2173.	1.0	322	950.	521.	2121.	0.2	0.6	
321	851.	492.	2173.	3.3	323	889.	517.	2187.	2.7	3.0	
323	869.	517.	2187.	1.0	324	954.	562.	2121.	0.2	0.6	
323	869.	517.	2187.	2.7	325	888.	542.	2199.	2.1	2.4	
325	888.	542.	2199.	1.0	326	925.	540.	2309.	0.2	0.6	
325	888.	542.	2199.	2.1	327	906.	567.	2210.	1.6	1.8	
327	906.	567.	2210.	1.0	328	1003.	600.	2153.	0.2	0.6	
327	906.	567.	2210.	1.6	329	925.	593.	2222.	1.0	1.3	
230	738.	168.	2007.	21.0	330	754.	144.	1959.	21.0	21.0	
330	754.	164.	1959.	4.0	331	777.	186.	1977.	3.6	3.8	
331	777.	186.	1977.	0.8	332	779.	198.	2027.	0.2	0.5	
331	777.	186.	1977.	3.6	333	800.	208.	1995.	3.1	3.4	
333	800.	208.	1995.	0.8	334	842.	197.	2023.	0.2	0.5	
333	800.	208.	1995.	3.1	335	823.	231.	2013.	2.7	2.9	
335	823.	231.	2013.	0.8	336	867.	252.	1997.	0.2	0.5	
335	823.	231.	2013.	2.7	337	844.	253.	2031.	2.3	2.5	
337	846.	253.	2031.	0.8	338	837.	286.	2070.	0.2	0.5	
337	846.	253.	2031.	2.3	339	869.	276.	2049.	1.9	2.1	
339	869.	276.	2049.	0.8	340	919.	270.	2060.	0.2	0.5	
339	869.	276.	2049.	1.9	341	882.	288.	2062.	1.4	1.6	
341	892.	298.	2067.	0.8	342	883.	331.	2106.	0.2	0.5	
341	892.	298.	2067.	1.4	343	815.	322.	2085.	1.0	1.2	
330	754.	164.	1959.	20.0	344	741.	155.	2014.	19.0	19.5	
344	741.	155.	2014.	6.0	345	697.	198.	2038.	5.3	5.6	
345	697.	198.	2038.	1.5	346	528.	328.	1945.	0.2	0.8	
345	697.	198.	2038.	5.3	347	653.	241.	2061.	4.6	5.0	
347	653.	241.	2061.	1.5	348	427.	284.	2024.	0.2	0.8	
347	653.	241.	2061.	4.6	349	608.	283.	2085.	3.8	4.2	
349	609.	285.	2085.	1.5	350	609.	444.	2259.	0.2	0.8	
349	609.	285.	2085.	3.9	351	564.	328.	2109.	3.1	3.5	
351	564.	329.	2109.	1.5	352	497.	360.	2313.	0.2	0.8	
351	564.	329.	2109.	3.1	353	520.	373.	2133.	2.4	2.8	
353	520.	373.	2133.	1.5	354	312.	490.	2064.	0.2	0.8	
353	520.	373.	2133.	2.4	355	476.	416.	2156.	1.7	2.0	
355	476.	416.	2156.	1.5	356	435.	512.	2364.	0.2	0.8	
355	476.	416.	2156.	1.7	357	432.	441.	2180.	1.0	1.4	
344	741.	155.	2014.	19.0	358	716.	140.	2160.	17.0	18.0	
358	716.	140.	2160.	5.0	359	701.	100.	2146.	4.3	4.6	
359	701.	100.	2146.	1.0	360	717.	13.	2170.	0.2	0.6	
359	701.	100.	2146.	4.3	361	687.	41.	2132.	3.7	4.0	
361	687.	61.	2132.	1.0	362	684.	83.	2167.	0.2	0.6	
361	687.	61.	2132.	3.7	363	672.	23.	2118.	3.0	3.4	
363	672.	23.	2118.	1.0	364	709.	47.	2070.	0.2	0.6	
363	672.	23.	2118.	3.0	365	638.	16.	2104.	2.3	2.6	
365	658.	-16.	2104.	1.0	366	693.	-85.	2054.	0.2	0.6	
365	658.	-16.	2104.	2.3	367	643.	-85.	2080.	1.7	2.0	
367	643.	-55.	2090.	1.0	368	639.	-139.	2126.	0.2	0.6	
367	643.	-55.	2090.	1.7	369	629.	-93.	2076.	1.8	1.4	
358	716.	140.	2160.	6.0	370	720.	182.	2191.	7.0	7.5	
370	720.	182.	2160.	5.0	371	714.	225.	2205.	4.8	4.8	
371	714.	225.	2205.	1.2	372	541.	380.	2043.	0.2	0.7	
371	714.	225.	2205.	4.2	373	708.	275.	2219.	4.0	4.2	
373	708.	270.	2219.	1.2	374	902.	349.	2402.	0.2	0.7	
373	708.	270.	2219.	4.0	375	702.	314.	2234.	3.8	3.8	
375	702.	314.	2234.	1.2	376	688.	506.	2026.	0.2	0.7	
375	702.	314.	2234.	3.2	377	688.	389.	2248.	3.0	3.2	
377	695.	359.	2248.	1.2	378	497.	903.	2103.	0.2	0.7	
377	695.	359.	2248.	3.0	379	689.	603.	2262.	2.8	2.8	
379	689.	403.	2262.	1.2	380	912.	973.	2223.	0.2	0.7	
379	689.	403.	2262.	2.5	381	683.	448.	2274.	2.0	2.2	
381	683.	448.	2274.	1.2	382	919.	974.	2376.	0.2	0.7	
381	683.	448.	2274.	2.0	383	677.	492.	2281.	1.3	1.8	
383	677.	492.	2281.	1.2	384	999.	672.	2049.	0.2	0.7	
383	677.	492.	2281.	1.5	385	671.	538.	2302.	1.0	1.2	
370	720.	182.	2191.	6.0	386	737.	262.	2202.	5.0	5.5	
386	737.	262.	2202.	1.5	387	697.	339.	2088.	0.2	0.8	
386	737.	262.	2202.	5.0	388	754.	344.	2212.	4.0	4.9	
388	754.	344.	2212.	1.5	389	922.	413.	2116.	0.2	0.8	
388	754.	344.	2212.	4.0	390	770.	489.	2223.	3.0	3.9	
390	770.	425.	2223.	1.5	391	628.	223.	2328.	0.2	0.8	
390	770.	425.	2223.	3.0	392	787.	907.	2223.	2.0	2.9	
392	787.	807.	2223.	1.5	393	635.	617.	2324.	0.2	0.8	
392	787.	807.	2223.	2.0	394	804.	989.	2244.	1.0	1.8	
394	804.	140.	2160.	16.0	395	748.	88.	2299.	15.0	15.8	
395	749.	29.	2299.	4.0	396	749.	-88.	2376.	3.0	3.9	
396	745.	-88.	2376.	2.0	397	678.	-283.	2349.	0.2	1.1	
396	745.	-88.	2376.	3.0	398	746.	-204.	2492.	2.0	2.9	
398	746.	-204.	2492.	2.0	399	638.	-277.	2409.	0.2	1.1	
398	746.	-204.	2492.	2.0	400	746.	-319.	2529.	1.0	1.9	
402	745.	-28.	2286.	6.0	401	749.	-63.	2318.	6.4	7.3	
401	742.	-63.	2318.	2.0	402	689.	-85.	2514.	0.2	1.1	
401	742.	-63.	2318.	6.6	403	730.	-183.	2331.	8.2	9.0	

(CONTINUED)

(46 of 52 sheets)

71  
TABLE IV-3 (Continued)

NODE NO.	SOURCE			DIAM	NODE NO.	TERMINUS			DIAM	AVG STEM DIAM
	X COORD	Y COORD	Z COORD			X COORD	Y COORD	Z COORD		
NES DATA COLLECTION SITE J1-03TREE NO. 18										
403	739.	-153.	2331.	2.0	404	924.	-194.	2402.	0.2	1.1
403	739.	-153.	2331.	5.2	405	736.	-244.	2346.	3.8	4.5
405	736.	-244.	2346.	2.0	406	694.	-339.	2141.	0.2	1.1
405	736.	-244.	2346.	3.8	407	731.	-334.	2362.	2.4	3.1
407	733.	-334.	2362.	2.0	408	751.	-356.	2591.	0.2	1.1
407	733.	-334.	2362.	2.4	409	730.	-424.	2378.	1.0	1.7
395	745.	29.	2299.	13.0	410	760.	-10.	2339.	12.8	12.9
410	760.	-10.	2339.	5.2	411	943.	-110.	2381.	0.2	2.7
410	760.	-10.	2339.	12.8	412	776.	-47.	2371.	12.5	12.6
412	776.	-47.	2371.	5.2	413	683.	-141.	2541.	0.2	2.7
412	776.	-47.	2371.	12.5	414	791.	-85.	2407.	12.2	12.4
414	791.	-85.	2407.	5.2	415	935.	-94.	2567.	0.2	2.7
414	791.	-85.	2407.	12.2	416	802.	-122.	2443.	12.0	12.1
416	802.	-122.	2443.	6.0	417	759.	-116.	2435.	5.2	5.6
417	759.	-116.	2435.	1.5	418	659.	-167.	2404.	0.2	0.8
417	759.	-116.	2435.	5.2	419	711.	-109.	2427.	4.3	4.8
419	711.	-109.	2427.	1.5	420	610.	-161.	2406.	0.2	0.8
419	711.	-109.	2427.	4.3	421	664.	-102.	2419.	3.5	3.9
421	664.	-102.	2419.	1.5	422	561.	-80.	2470.	0.2	0.8
421	664.	-102.	2419.	3.5	423	617.	-95.	2412.	2.7	3.1
423	617.	-95.	2412.	1.5	424	536.	-71.	2331.	0.2	0.8
423	617.	-95.	2412.	2.7	425	569.	-88.	2404.	1.8	2.2
425	569.	-88.	2404.	1.5	426	470.	-138.	2368.	0.2	0.8
425	569.	-88.	2404.	1.8	427	522.	-80.	2396.	1.0	1.4
416	804.	-122.	2443.	8.0	428	784.	-127.	2447.	6.6	7.3
428	784.	-127.	2447.	2.0	429	761.	-139.	2478.	0.2	1.1
428	784.	-127.	2447.	6.6	430	761.	-131.	2450.	5.2	5.9
430	761.	-131.	2450.	2.0	431	727.	-120.	2431.	0.2	1.1
430	761.	-131.	2450.	5.2	432	739.	-134.	2454.	3.8	4.5
432	739.	-134.	2454.	2.0	433	718.	-159.	2477.	0.2	1.1
432	739.	-134.	2454.	3.8	434	716.	-138.	2457.	2.4	3.1
434	716.	-138.	2457.	2.0	435	686.	-153.	2435.	0.2	1.1
434	716.	-138.	2457.	2.4	436	694.	-141.	2461.	1.0	1.7
358	716.	-140.	2160.	19.0	437	709.	-138.	2189.	18.2	18.4
437	709.	-138.	2189.	3.8	438	596.	-112.	2283.	0.2	2.0
437	709.	-138.	2189.	18.2	439	701.	-158.	2219.	17.3	17.8
439	701.	-138.	2219.	3.8	440	764.	-218.	2368.	0.2	2.0
439	701.	-138.	2219.	17.3	441	694.	-137.	2248.	16.5	17.9
441	694.	-137.	2248.	3.8	442	784.	-109.	2402.	0.2	2.0
441	694.	-137.	2248.	16.2	443	687.	-136.	2278.	13.7	16.1
443	687.	-136.	2278.	3.8	444	710.	-18.	2413.	0.2	2.0
443	687.	-136.	2278.	15.7	445	679.	-136.	2307.	14.8	15.2
445	679.	-136.	2307.	3.8	446	601.	-291.	2422.	0.2	2.0
445	679.	-136.	2307.	14.8	447	672.	-136.	2337.	14.0	14.8
447	672.	-136.	2337.	4.0	448	629.	-117.	2344.	3.5	3.8
448	629.	-117.	2344.	1.0	449	559.	-76.	2285.	0.2	0.6
448	629.	-117.	2344.	3.5	450	585.	-98.	2351.	3.0	3.2
450	585.	-98.	2351.	1.0	451	507.	-79.	2292.	0.2	0.6
450	585.	-98.	2351.	3.0	452	542.	-80.	2357.	2.5	2.8
452	542.	-80.	2357.	1.0	453	468.	-95.	2423.	0.2	0.6
452	542.	-80.	2357.	2.5	454	499.	-62.	2364.	2.0	2.2
454	499.	-62.	2364.	1.0	455	410.	-73.	2321.	0.2	0.6
454	499.	-62.	2364.	2.0	456	455.	-43.	2371.	1.5	1.8
456	455.	-43.	2371.	1.0	457	368.	-48.	2323.	0.2	0.6
456	455.	-43.	2371.	1.5	458	412.	-24.	2378.	1.0	1.2
447	672.	-136.	2337.	8.0	459	643.	-117.	2366.	7.3	7.6
459	643.	-117.	2366.	2.8	460	659.	-32.	2693.	0.2	3.0
459	643.	-117.	2366.	7.3	461	614.	-89.	2384.	6.4	7.0
461	614.	-99.	2396.	2.8	462	592.	-86.	2733.	0.2	3.0
461	614.	-99.	2396.	6.6	463	585.	-81.	2425.	5.8	6.2
463	585.	-81.	2425.	2.8	464	284.	-71.	2401.	0.2	3.0
463	585.	-81.	2425.	5.2	465	554.	-43.	2455.	5.2	5.6
465	554.	-43.	2455.	2.8	466	584.	-100.	2749.	0.2	3.0
465	554.	-43.	2455.	5.2	467	527.	-44.	2484.	4.5	4.8
467	527.	-44.	2484.	2.8	468	507.	-29.	2821.	0.2	3.0
467	527.	-44.	2484.	4.5	469	487.	-28.	2513.	3.8	4.2
469	487.	-28.	2513.	2.8	470	487.	-5.	2850.	0.2	3.0
469	487.	-28.	2513.	3.8	471	468.	-10.	2543.	3.1	3.4
471	468.	-10.	2543.	2.8	472	485.	-91.	2865.	0.2	3.0
471	468.	-10.	2543.	3.1	473	438.	-8.	2572.	2.4	2.8
473	438.	-8.	2572.	2.8	474	406.	-309.	2722.	0.2	3.0
473	438.	-8.	2572.	2.4	475	410.	-84.	2602.	1.7	2.0
475	410.	-26.	2602.	2.8	476	342.	-21.	2929.	0.2	3.0
475	410.	-26.	2602.	1.7	477	381.	-43.	2631.	1.8	1.4
447	672.	-136.	2337.	11.0	478	620.	-160.	2543.	6.0	9.5
478	620.	-160.	2543.	5.0	479	608.	-151.	2543.	4.4	4.8
479	608.	-151.	2543.	1.2	480	594.	-94.	2588.	0.2	0.7
479	608.	-151.	2543.	4.6	481	595.	-142.	2583.	4.1	4.4
481	595.	-142.	2583.	1.2	482	547.	-190.	2672.	0.2	0.7
481	595.	-142.	2583.	4.1	483	583.	-134.	2603.	3.7	3.9
483	583.	-134.	2603.	1.2	484	498.	-62.	2619.	0.2	0.7
483	583.	-134.	2603.	3.7	485	571.	-125.	2623.	3.2	3.4
485	571.	-125.	2623.	1.2	486	560.	-86.	2672.	0.2	0.7
485	571.	-125.	2623.	3.2	487	528.	-117.	2842.	2.8	3.0
487	528.	-117.	2842.	1.2	488	479.	-44.	2659.	0.2	0.7
487	528.	-117.	2842.	2.8	489	568.	-108.	2862.	2.3	2.6
489	568.	-108.	2862.	1.2	490	588.	-39.	2744.	0.2	0.7
489	568.	-108.	2862.	2.3	491	534.	-100.	2882.	1.2	2.1
491	534.	-100.	2882.	1.2	492	486.	-147.	2773.	0.2	0.7
491	534.	-100.	2882.	1.9	493	521.	-94.	2782.	1.4	1.8
493	521.	-94.	2782.	1.2	494	460.	-1.	2724.	0.2	0.7
493	521.	-94.	2782.	1.4	495	509.	-84.	2722.	1.8	1.2
478	620.	-160.	2543.	9.0	496	634.	-169.	2575.	4.6	4.8
496	634.	-169.	2575.	1.2	497	670.	-39.	2767.	0.2	0.7

(CONTINUED)

(47 of 52 sheets)

TABLE IV-3 (Continued)

NODE NO.	SOURCE				DIAM.	NODE NO.	TERMINUS				AVG STEM DIAM.
	X COORD	Y COORD	Z COORD	DIAM.			X COORD	Y COORD	Z COORD	DIAM.	
HES DATA COLLECTION SITE J1-03TREE NO. 18											
496	634.	165.	2575.	4.6	496	649.	171.	2606.	4.3	4.4	
498	649.	171.	2606.	1.2	499	787.	337.	2695.	0.2	0.7	
498	649.	171.	2606.	4.3	500	663.	178.	2638.	3.9	4.1	
500	663.	178.	2638.	1.2	501	837.	83.	2761.	0.2	0.7	
500	663.	178.	2638.	3.9	502	676.	184.	2676.	3.5	3.7	
502	676.	184.	2676.	1.2	503	892.	188.	2752.	0.2	0.7	
502	676.	184.	2676.	3.5	504	692.	190.	2701.	3.2	3.4	
504	692.	190.	2701.	1.2	505	687.	367.	2853.	0.2	0.7	
504	692.	190.	2701.	3.2	506	707.	196.	2733.	2.8	3.0	
506	707.	196.	2733.	1.2	507	660.	340.	2910.	0.2	0.7	
506	707.	196.	2733.	2.8	508	721.	202.	2764.	2.5	2.6	
508	721.	202.	2764.	1.2	509	689.	119.	2980.	0.2	0.7	
508	721.	202.	2764.	2.5	510	736.	208.	2796.	2.1	2.3	
510	736.	208.	2796.	1.2	511	686.	146.	3015.	0.2	0.7	
510	736.	208.	2796.	2.1	512	750.	215.	2828.	1.7	1.9	
512	750.	215.	2828.	1.2	513	842.	401.	2933.	0.2	1.4	
512	750.	215.	2828.	1.7	514	765.	221.	2859.	1.4	1.6	
514	765.	221.	2859.	1.2	515	914.	374.	2944.	0.2	1.4	
514	765.	221.	2859.	1.4	516	779.	228.	2891.	1.0	1.2	
478	620.	160.	2543.	6.0	517	614.	155.	2591.	5.5	5.8	
517	616.	155.	2591.	1.2	518	599.	28.	2700.	0.2	0.7	
517	616.	155.	2591.	5.5	519	612.	152.	2639.	5.0	5.2	
519	612.	152.	2639.	1.2	520	511.	67.	2744.	0.2	0.7	
519	612.	152.	2639.	5.0	521	608.	148.	2687.	4.5	4.8	
521	608.	148.	2687.	1.2	522	482.	167.	2797.	0.2	0.7	
521	608.	148.	2687.	4.5	523	604.	145.	2735.	4.0	4.2	
523	604.	145.	2735.	1.2	524	580.	16.	2643.	0.2	0.7	
523	604.	145.	2735.	4.0	525	599.	141.	2782.	3.5	3.8	
525	599.	141.	2782.	1.2	526	541.	24.	2889.	0.2	0.7	
525	599.	141.	2782.	3.5	527	595.	132.	2830.	3.0	3.2	
527	595.	132.	2830.	1.2	528	703.	109.	2957.	0.2	0.7	
527	595.	132.	2830.	3.0	529	591.	134.	2878.	2.5	2.8	
529	591.	134.	2878.	1.2	530	644.	225.	3010.	0.2	0.7	
529	591.	134.	2878.	2.5	531	587.	130.	2924.	2.0	2.2	
531	587.	130.	2924.	1.2	532	514.	21.	3032.	0.2	0.7	
531	587.	130.	2924.	2.0	533	585.	127.	2974.	1.5	1.8	
533	585.	127.	2974.	1.2	534	691.	100.	3101.	0.2	0.7	
533	585.	127.	2974.	1.2	535	579.	124.	3022.	1.0	1.2	
536	815.	197.	1484.	23.0	536	836.	164.	1699.	23.0	23.0	
536	836.	164.	1699.	9.0	537	956.	276.	1888.	7.0	8.0	
537	956.	276.	1888.	4.0	538	1006.	268.	1913.	3.6	3.8	
538	1006.	268.	1913.	0.8	539	1082.	134.	1953.	0.2	0.5	
538	1006.	268.	1913.	3.6	540	1037.	241.	1938.	3.2	3.4	
540	1027.	281.	1938.	0.8	541	1156.	367.	2002.	0.2	0.5	
540	1057.	281.	1938.	3.2	542	1107.	293.	1963.	2.9	3.0	
542	1107.	253.	1963.	0.8	543	1219.	143.	1937.	0.2	0.5	
542	1107.	253.	1963.	2.9	544	1198.	246.	1987.	2.5	2.7	
544	1158.	246.	1987.	0.8	545	1208.	132.	2087.	0.2	0.5	
544	1158.	246.	1987.	2.5	546	1208.	239.	2012.	2.1	2.3	
546	1208.	239.	2012.	0.8	547	1318.	346.	2055.	0.2	0.5	
546	1208.	239.	2012.	2.1	548	1259.	232.	2037.	1.8	2.0	
548	1259.	232.	2037.	0.8	549	1300.	244.	2190.	0.2	0.5	
548	1259.	232.	2037.	1.8	550	1309.	224.	2062.	1.4	1.6	
550	1309.	224.	2062.	0.8	551	1332.	126.	2180.	0.2	0.5	
550	1309.	224.	2062.	1.4	552	1360.	218.	2087.	1.0	1.2	
552	1360.	218.	2087.	6.0	553	989.	296.	1942.	5.2	5.6	
553	989.	296.	1942.	1.8	554	971.	267.	2140.	0.2	1.0	
553	989.	296.	1942.	3.2	555	1022.	317.	1996.	4.3	4.8	
555	1022.	317.	1996.	1.8	556	969.	386.	2176.	0.2	1.0	
555	1022.	317.	1996.	4.3	557	1035.	338.	2050.	3.5	3.9	
557	1035.	338.	2050.	1.8	558	1174.	291.	2187.	0.2	1.0	
557	1035.	338.	2050.	3.5	559	1088.	359.	2105.	2.7	3.1	
559	1088.	359.	2105.	1.8	560	1212.	274.	2237.	0.2	1.0	
559	1088.	359.	2105.	2.7	561	1121.	380.	2159.	1.8	2.2	
561	1121.	380.	2159.	1.8	562	1313.	416.	2203.	0.2	1.0	
561	1121.	380.	2159.	1.8	563	1154.	402.	2213.	1.0	2.2	
563	1154.	402.	2213.	21.0	564	839.	147.	1817.	22.0	21.5	
564	839.	147.	1817.	8.0	565	844.	79.	1861.	7.0	7.5	
565	844.	79.	1861.	2.0	566	866.	-114.	1858.	0.2	1.1	
565	844.	79.	1861.	7.0	567	848.	12.	1905.	6.0	6.5	
567	848.	12.	1905.	2.0	568	879.	-183.	1900.	0.2	1.1	
567	848.	12.	1905.	6.0	569	833.	-53.	1949.	5.0	5.5	
569	833.	-53.	1949.	2.0	570	792.	-207.	2023.	0.2	1.1	
569	833.	-53.	1949.	2.0	571	858.	-123.	1993.	4.0	4.5	
571	858.	-123.	1993.	2.0	572	911.	-198.	2167.	0.2	1.1	
571	858.	-123.	1993.	4.0	573	843.	-180.	2037.	3.0	3.5	
573	843.	-180.	2037.	2.0	574	791.	-285.	2194.	0.2	1.1	
573	843.	-180.	2037.	3.0	575	867.	-257.	2081.	2.0	2.5	
575	867.	-257.	2081.	2.0	576	786.	-433.	2116.	0.2	1.1	
575	867.	-257.	2081.	2.0	577	872.	-323.	2125.	1.0	1.5	
577	872.	-323.	2125.	20.0	578	859.	103.	1970.	21.0	20.5	
578	859.	103.	1970.	7.0	579	845.	43.	2028.	6.0	6.5	
579	845.	43.	2028.	1.8	580	892.	-27.	2348.	0.2	1.0	
579	845.	43.	2028.	6.0	581	832.	-17.	2088.	5.0	5.5	
581	832.	-17.	2088.	1.8	582	974.	-223.	2298.	0.2	1.0	
581	832.	-17.	2088.	3.0	583	818.	-276.	2143.	4.0	4.5	
583	818.	-276.	2143.	1.8	584	937.	-221.	2413.	0.2	1.0	
583	818.	-276.	2143.	4.0	585	805.	-136.	2201.	3.0	3.5	
585	805.	-136.	2201.	1.8	586	678.	-199.	2497.	0.2	1.0	
585	805.	-136.	2201.	3.0	587	781.	-199.	2239.	2.0	2.5	
587	781.	-199.	2239.	1.8	588	890.	-317.	2547.	0.2	1.0	
587	781.	-199.	2239.	2.0	589	778.	-254.	2317.	1.0	1.5	
589	778.	-254.	2317.	19.0	590	878.	101.	2072.	19.0	19.0	

73

TABLE IV-3 (Continued)

NODE NO.	SOURCE			DIAM	NODE NO.	TERMINUS			DIAM	AVG STEM DIAM
	X COORD	Y COORD	Z COORD			X COORD	Y COORD	Z COORD		
WES DATA COLLECTION SITE      J1-03TREE NO. 18										
590	878.	101.	2072.	5.0	591	955.	151.	2087.	4.0	4.5
591	955.	151.	2080.	1.0	592	1028.	166.	2026.	0.2	0.6
591	955.	151.	2080.	4.0	593	1031.	201.	2087.	3.0	3.5
593	1031.	201.	2087.	1.0	594	1068.	271.	2039.	0.2	0.6
593	1031.	201.	2087.	3.0	595	1107.	252.	2095.	2.0	2.5
595	1107.	252.	2095.	1.0	596	1127.	342.	2087.	0.2	0.6
595	1107.	252.	2095.	2.0	597	1184.	304.	2102.	1.0	1.5
590	878.	101.	2072.	6.0	598	922.	19.	2132.	4.3	5.2
598	922.	19.	2132.	1.8	599	1014.	-43.	2354.	0.2	1.0
598	922.	19.	2132.	4.3	600	969.	-63.	2193.	2.7	3.5
600	965.	-63.	2193.	1.8	601	917.	-241.	2358.	0.2	1.0
600	965.	-63.	2193.	2.7	602	1009.	-143.	2253.	1.0	1.8
600	965.	-63.	2193.	2.7	603	943.	101.	2120.	5.0	5.7
603	943.	101.	2120.	1.5	604	1222.	214.	2098.	0.2	0.8
603	943.	101.	2120.	5.0	605	1008.	102.	2167.	4.0	4.2
605	1008.	102.	2167.	1.5	606	1061.	183.	2453.	0.2	0.8
605	1008.	102.	2167.	4.0	607	1072.	103.	2215.	3.0	3.5
607	1072.	103.	2215.	1.5	608	1332.	-50.	2225.	0.2	0.8
607	1072.	103.	2215.	3.0	609	1137.	104.	2262.	2.0	2.5
609	1137.	104.	2262.	1.5	610	1295.	319.	2404.	0.2	0.8
609	1137.	104.	2262.	2.0	611	1202.	106.	2310.	1.0	1.5
590	878.	101.	2072.	11.0	612	896.	74.	2199.	11.0	11.0
612	896.	74.	2199.	4.0	613	893.	58.	2227.	3.2	3.6
613	893.	58.	2227.	0.8	614	869.	49.	2246.	0.2	0.5
613	893.	58.	2227.	3.2	615	891.	43.	2256.	2.5	2.8
615	891.	43.	2256.	0.8	616	911.	28.	2275.	0.2	0.5
615	891.	43.	2256.	2.5	617	888.	29.	2284.	1.7	2.1
617	888.	29.	2284.	0.8	618	889.	38.	2315.	0.2	0.5
617	888.	29.	2284.	1.7	619	886.	15.	2313.	1.0	1.4
612	896.	74.	2199.	7.0	620	923.	75.	2232.	6.0	6.5
620	923.	75.	2232.	1.8	621	1044.	37.	2252.	0.2	1.0
620	923.	75.	2232.	6.0	622	951.	77.	2265.	5.0	5.5
622	951.	77.	2265.	1.8	623	1064.	24.	2292.	0.2	1.0
622	951.	77.	2265.	5.0	624	978.	80.	2297.	4.0	4.5
624	978.	80.	2297.	1.8	625	1097.	125.	2314.	0.2	1.0
624	978.	80.	2297.	4.0	626	1005.	82.	2330.	3.0	3.5
626	1005.	82.	2330.	1.8	627	994.	97.	2457.	0.2	1.0
626	1005.	82.	2330.	3.0	628	1033.	84.	2363.	2.0	2.5
628	1033.	84.	2363.	1.8	629	1081.	179.	2435.	0.2	1.0
628	1033.	84.	2363.	2.0	630	1060.	87.	2396.	1.0	1.5
612	896.	74.	2199.	10.0	631	923.	12.	2290.	10.0	10.0
661	975.	-36.	2408.	1.0	662	977.	-93.	2409.	0.2	0.6
661	975.	-36.	2408.	2.6	663	992.	-92.	2444.	1.8	2.2
663	992.	-52.	2444.	1.0	664	1007.	-107.	2443.	0.2	0.6
663	992.	-52.	2444.	1.8	665	1009.	-67.	2483.	1.0	1.4
631	923.	12.	2290.	8.0	666	927.	3.	2302.	7.5	7.8
666	927.	3.	2302.	2.0	667	895.	-24.	2353.	0.2	1.1
666	927.	3.	2302.	7.5	668	931.	-5.	2313.	7.0	7.2
668	931.	-5.	2312.	2.0	669	937.	-69.	2327.	0.2	1.1
668	931.	-5.	2312.	7.0	670	935.	-12.	2325.	6.4	6.7
670	935.	-12.	2325.	2.0	671	942.	1.	2396.	0.2	1.1
670	935.	-12.	2325.	6.4	672	939.	-20.	2337.	5.8	6.1
672	939.	-20.	2337.	2.0	673	929.	-15.	2402.	0.2	1.1
672	939.	-20.	2337.	5.8	674	943.	-28.	2348.	5.3	5.6
674	943.	-28.	2348.	2.0	675	973.	-86.	2358.	0.2	1.1
674	943.	-28.	2348.	5.3	676	947.	-36.	2360.	4.8	5.0
676	947.	-36.	2360.	2.0	677	922.	-29.	2408.	0.2	1.1
676	947.	-36.	2360.	4.8	678	950.	-43.	2372.	4.2	4.5
678	950.	-43.	2372.	2.0	679	939.	-105.	2393.	0.2	1.1
678	950.	-43.	2372.	4.2	680	954.	-91.	2384.	3.7	4.0
680	954.	-51.	2384.	2.0	681	1022.	-46.	2429.	0.2	1.1
680	954.	-51.	2384.	3.7	682	958.	-99.	2395.	3.2	3.4
682	958.	-59.	2395.	2.0	683	1014.	-88.	2418.	0.2	1.1
682	958.	-59.	2395.	3.2	684	962.	-67.	2407.	2.6	2.9
684	962.	-67.	2407.	2.0	685	1020.	-84.	2434.	0.2	1.1
684	962.	-67.	2407.	2.6	686	966.	-74.	2419.	2.1	2.4
686	966.	-74.	2419.	2.0	687	956.	-137.	2439.	0.2	1.1
686	966.	-74.	2419.	2.1	688	970.	-82.	2430.	1.5	1.8
688	970.	-82.	2430.	2.0	689	995.	-68.	2490.	0.2	1.1
688	970.	-82.	2430.	1.5	690	974.	-89.	2442.	1.0	1.2
590	878.	101.	2072.	13.0	691	859.	103.	2199.	13.0	13.0
631	923.	12.	2290.	5.0	632	937.	12.	2306.	4.7	4.8
632	937.	12.	2306.	1.0	633	959.	61.	2349.	0.2	0.6
632	937.	12.	2306.	4.7	634	951.	13.	2322.	4.4	4.6
634	951.	13.	2322.	1.0	635	952.	40.	2385.	0.2	0.6
634	951.	13.	2322.	4.4	636	965.	14.	2337.	4.1	4.2
636	965.	14.	2337.	1.0	637	1028.	-17.	2351.	0.2	0.8
636	965.	14.	2337.	4.1	638	980.	19.	2353.	3.8	4.0
638	980.	15.	2353.	1.0	639	985.	-13.	2415.	0.2	0.6
638	980.	15.	2353.	3.8	640	994.	16.	2369.	3.9	3.6
640	994.	16.	2369.	1.0	641	1030.	-31.	2404.	0.2	0.6
640	994.	16.	2369.	3.5	642	1008.	17.	2385.	3.2	3.4
642	1008.	17.	2385.	1.0	643	1070.	45.	2392.	0.2	0.6
642	1008.	17.	2385.	3.2	644	1022.	17.	2400.	2.9	3.0
644	1022.	17.	2400.	1.0	645	1047.	-28.	2446.	0.2	0.6
644	1022.	17.	2400.	2.9	646	1036.	18.	2416.	2.5	2.7
646	1036.	18.	2416.	1.0	647	1032.	24.	2485.	0.2	0.6
646	1036.	18.	2416.	2.5	648	1050.	19.	2432.	2.2	2.4
648	1050.	19.	2432.	1.0	649	1050.	1.	2498.	0.2	0.6
648	1050.	19.	2432.	2.2	650	1069.	20.	2448.	1.9	2.0
650	1069.	20.	2448.	1.0	651	1132.	36.	2432.	0.2	0.6
650	1069.	20.	2448.	1.9	652	1079.	21.	2463.	1.6	1.8
652	1079.	21.	2463.	1.0	653	1123.	67.	2486.	0.2	0.6

(CONTINUED)

(49 of 52 sheets)

TABLE IV-3 (Continued)

NODE NO.	SOURCE				DIAM	NODE NO.	TERMINUS				AVG STEM DIAM
	X COORD	Y COORD	Z COORD	DIAM			X COORD	Y COORD	Z COORD	DIAM	
MES DATA COLLECTION SITE J1-D3TREE NO. 18											
652	1079.	21.	2463.	1.6	654	1093.	22.	2479.	1.3	1.4	
654	1093.	22.	2479.	1.0	655	1131.	-24.	2513.	0.2	0.6	
654	1093.	22.	2479.	1.3	656	1107.	24.	2495.	1.0	1.2	
631	923.	12.	2290.	5.0	657	940.	-9.	2329.	4.2	4.4	
657	940.	-9.	2329.	1.0	658	962.	-97.	2326.	0.2	0.6	
657	940.	-9.	2329.	4.2	659	957.	-21.	2367.	3.4	3.8	
659	957.	-21.	2367.	1.0	660	925.	-54.	2397.	0.2	0.6	
659	957.	-21.	2367.	3.4	661	975.	-38.	2499.	2.6	3.0	
691	859.	103.	2199.	5.0	692	821.	135.	2240.	4.3	4.6	
692	821.	135.	2240.	1.2	693	810.	383.	2432.	0.2	0.7	
692	821.	135.	2240.	4.3	694	782.	168.	2282.	3.7	4.0	
694	782.	168.	2282.	1.2	695	772.	314.	2338.	0.2	0.7	
694	782.	168.	2282.	3.7	696	744.	201.	2323.	3.0	3.4	
696	744.	201.	2323.	1.2	697	593.	187.	2577.	0.2	0.7	
696	744.	201.	2323.	3.0	698	705.	234.	2365.	2.3	2.6	
698	705.	234.	2365.	1.2	699	572.	482.	2418.	0.2	0.7	
698	705.	234.	2365.	2.3	700	667.	267.	2406.	1.7	2.0	
700	667.	267.	2406.	1.2	701	585.	535.	2499.	0.2	0.7	
700	667.	267.	2406.	1.7	702	628.	301.	2448.	1.0	1.4	
691	859.	103.	2199.	13.0	703	860.	110.	2270.	11.0	12.0	
703	860.	110.	2270.	4.0	704	891.	166.	2283.	4.0	4.0	
704	891.	166.	2283.	0.8	705	879.	293.	2249.	0.2	0.5	
704	891.	166.	2283.	4.0	706	922.	222.	2297.	4.0	4.0	
706	922.	222.	2297.	0.8	707	936.	368.	2359.	0.2	0.5	
706	922.	222.	2297.	4.0	708	994.	279.	2310.	4.0	4.0	
708	954.	279.	2310.	0.8	709	970.	421.	2377.	0.2	0.5	
708	954.	279.	2310.	4.0	710	989.	356.	2323.	4.0	4.0	
710	985.	336.	2323.	0.8	711	1024.	487.	2299.	0.2	0.5	
710	985.	336.	2323.	4.0	712	1016.	392.	2337.	4.0	4.0	
712	1016.	392.	2337.	0.8	713	1058.	517.	2426.	0.2	0.5	
712	1016.	392.	2337.	4.0	714	1047.	450.	2350.	4.0	4.0	
703	860.	110.	2270.	6.0	715	891.	102.	2313.	5.3	5.6	
715	891.	102.	2313.	1.5	716	981.	-82.	2505.	0.2	0.8	
715	891.	102.	2313.	5.3	717	922.	95.	2356.	4.8	5.0	
717	922.	95.	2356.	1.5	718	929.	85.	2637.	0.2	0.8	
717	922.	95.	2356.	4.6	719	953.	88.	2392.	3.9	4.2	
719	953.	88.	2399.	1.5	720	1002.	171.	2663.	0.2	0.8	
719	953.	88.	2399.	3.9	721	985.	82.	2442.	3.1	3.5	
721	985.	82.	2442.	1.5	722	1167.	-91.	2569.	0.2	0.8	
721	985.	82.	2442.	3.1	723	1016.	75.	2485.	2.4	2.8	
723	1016.	75.	2485.	1.5	724	1031.	99.	2765.	0.2	0.8	
723	1016.	75.	2485.	2.4	725	1047.	88.	2528.	1.7	2.0	
725	1047.	88.	2528.	1.5	726	1273.	161.	2665.	0.2	0.8	
725	1047.	88.	2528.	1.7	727	1078.	42.	2571.	1.0	1.4	
703	860.	110.	2270.	1.0	728	853.	100.	2346.	10.0	10.5	
728	853.	100.	2346.	4.0	729	812.	111.	2450.	4.8	5.4	
729	812.	111.	2450.	1.0	730	838.	315.	2540.	0.2	0.8	
729	812.	111.	2450.	4.8	731	771.	122.	2553.	3.5	4.2	
731	771.	122.	2553.	1.5	732	973.	229.	2566.	0.2	0.8	
731	771.	122.	2553.	3.5	733	729.	134.	2637.	2.2	2.8	
733	729.	134.	2637.	1.5	734	504.	116.	2673.	0.2	0.8	
733	729.	134.	2637.	2.2	735	688.	147.	2761.	1.0	1.6	
728	853.	100.	2346.	9.0	736	854.	93.	2423.	10.0	9.5	
736	854.	93.	2423.	4.0	737	817.	80.	2445.	3.4	3.7	
737	817.	80.	2445.	1.0	738	768.	114.	2477.	0.2	0.6	
737	817.	80.	2445.	3.4	739	780.	49.	2467.	2.8	3.1	
739	780.	69.	2467.	1.0	740	727.	102.	2492.	0.2	0.6	
739	780.	69.	2467.	2.8	741	742.	87.	2480.	2.2	2.5	
741	742.	57.	2490.	1.0	742	683.	31.	2472.	0.2	0.6	
741	742.	57.	2490.	2.2	743	705.	46.	2512.	1.6	1.9	
743	705.	46.	2512.	1.0	744	692.	23.	2574.	0.2	0.6	
743	705.	46.	2512.	1.6	745	688.	35.	2534.	1.0	1.3	
736	854.	93.	2423.	4.0	746	884.	79.	2478.	9.0	4.5	
746	884.	79.	2478.	4.0	747	908.	79.	2501.	3.2	3.8	
747	904.	79.	2501.	0.8	748	908.	92.	2536.	0.2	0.5	
747	904.	79.	2501.	3.2	749	924.	84.	2522.	3.0	3.7	
749	924.	84.	2523.	0.8	750	928.	84.	2562.	0.2	0.5	
749	924.	84.	2523.	3.0	751	944.	89.	2549.	2.2	2.8	
751	944.	89.	2548.	0.8	752	950.	108.	2580.	0.2	0.5	
751	944.	89.	2548.	2.5	753	964.	94.	2571.	2.0	2.2	
753	964.	94.	2571.	0.8	754	972.	86.	2607.	0.2	0.5	
753	964.	94.	2571.	2.0	755	984.	82.	2595.	1.8	1.8	
755	984.	99.	2595.	0.8	756	1002.	129.	2615.	0.2	0.5	
755	984.	99.	2595.	1.5	757	1004.	109.	2618.	1.0	1.2	
746	884.	75.	2478.	4.0	758	896.	89.	2496.	3.6	3.8	
758	896.	82.	2496.	0.8	759	900.	181.	2506.	0.2	0.5	
758	896.	82.	2496.	3.6	760	908.	104.	2513.	3.2	3.4	
760	908.	104.	2513.	0.8	761	888.	141.	2513.	0.2	0.5	
760	908.	104.	2513.	3.2	762	920.	119.	2531.	2.9	3.0	
762	920.	119.	2531.	0.8	763	902.	162.	2573.	0.2	0.5	
762	920.	119.	2531.	2.9	764	932.	134.	2548.	2.5	2.7	
764	932.	134.	2548.	0.8	765	916.	161.	2603.	0.2	0.5	
764	932.	134.	2548.	2.5	766	949.	149.	2506.	2.1	2.3	
766	949.	149.	2566.	0.8	767	944.	183.	2629.	0.2	0.5	
766	949.	149.	2566.	2.1	768	997.	164.	2584.	1.8	2.0	
768	957.	144.	2584.	0.8	769	857.	167.	2646.	0.2	0.5	
768	957.	144.	2584.	1.8	770	969.	179.	2601.	1.4	1.6	
770	969.	179.	2601.	0.8	771	987.	172.	2641.	0.2	0.5	
770	969.	179.	2601.	1.4	772	981.	199.	2619.	1.0	1.2	
736	854.	93.	2423.	9.0	773	854.	108.	2454.	8.0	8.8	
773	854.	93.	2423.	3.0	774	859.	98.	2499.	4.6	4.8	
774	855.	98.	2495.	1.2	775	830.	8.	2557.	0.2	0.7	
774	855.	98.	2495.	4.6	776	889.	89.	2536.	4.1	4.4	

(CONTINUED)

(50 of 52 sheets)

75

TABLE IV-3 (Continued)

NODE NO.	SOURCE				NODE NO.	TERMINUS				AVG STEM DIAM
	X COORD	Y COORD	Z COORD	DIAM		X COORD	Y COORD	Z COORD	DIAM	
WES DATA COLLECTION SITE J1-03 TREE NO. 18										
776	855.	89.	2536.	1.2	777	788.	118.	2625.	0.2	0.7
776	855.	89.	2536.	4.1	778	854.	79.	2578.	3.7	3.9
778	854.	79.	2578.	1.2	779	931.	81.	2662.	0.2	0.7
778	854.	79.	2578.	3.7	780	853.	70.	2619.	3.2	3.4
780	853.	70.	2619.	1.2	781	788.	5.	2686.	0.2	0.7
780	853.	70.	2619.	3.2	782	853.	61.	2660.	2.8	3.0
782	853.	61.	2660.	1.2	783	873.	119.	2756.	0.2	0.7
782	853.	61.	2660.	2.8	784	852.	52.	2701.	2.3	2.6
784	852.	52.	2701.	1.2	785	858.	-44.	2763.	0.2	0.7
784	852.	52.	2701.	2.3	786	851.	42.	2743.	1.9	2.1
786	851.	42.	2743.	1.2	787	821.	-49.	2804.	0.2	0.7
786	851.	42.	2743.	1.9	788	851.	33.	2784.	1.4	1.6
788	851.	33.	2784.	1.2	789	804.	93.	2880.	0.2	0.7
788	851.	33.	2784.	1.4	790	850.	25.	2825.	1.0	1.2
773	856.	108.	2454.	6.0	791	858.	103.	2880.	6.0	6.0
791	856.	103.	2480.	4.0	792	886.	107.	2538.	3.4	3.7
792	886.	107.	2538.	0.8	793	879.	180.	2623.	0.2	0.5
792	886.	107.	2538.	3.4	794	913.	112.	2596.	2.8	3.1
794	913.	112.	2596.	0.8	795	885.	81.	2701.	0.2	0.5
794	913.	112.	2596.	2.8	796	941.	117.	2654.	2.2	2.5
726	941.	117.	2654.	0.8	797	903.	119.	2760.	0.2	0.5
796	941.	117.	2654.	2.2	798	980.	122.	2712.	1.6	1.9
798	968.	122.	2712.	0.8	799	1072.	104.	2753.	0.2	0.5
798	968.	122.	2712.	1.6	800	996.	128.	2770.	1.0	1.3
791	858.	103.	2480.	6.0	801	857.	100.	2552.	5.2	5.6
801	857.	100.	2552.	1.8	802	983.	16.	2764.	0.2	1.0
801	857.	100.	2552.	5.2	803	857.	98.	2825.	4.3	4.8
803	857.	98.	2625.	1.8	804	763.	-27.	2834.	0.2	1.0
803	857.	98.	2625.	4.3	805	886.	95.	2697.	3.5	3.9
805	856.	95.	2697.	1.8	806	799.	124.	2910.	0.2	1.0
805	856.	95.	2697.	3.5	807	855.	93.	2769.	2.7	3.1
807	855.	93.	2769.	1.8	808	884.	-59.	2979.	0.2	1.0
807	855.	93.	2769.	2.7	809	855.	91.	2842.	1.8	2.2
809	855.	91.	2842.	1.8	810	772.	210.	3058.	0.2	1.0
809	855.	91.	2842.	1.8	811	854.	90.	2914.	1.0	1.4
WES DATA COLLECTION SITE J1-03 TREE NO. 30										
1	-582.	514.	2.	2.0	2	-590.	518.	133.	2.0	2.0
2	-590.	518.	133.	1.0	3	-527.	552.	140.	1.0	1.0
2	-590.	518.	133.	2.0	4	-591.	519.	140.	2.0	2.0
4	-591.	519.	140.	2.0	5	-616.	582.	114.	0.2	1.1
4	-591.	519.	140.	2.0	6	-592.	522.	146.	1.9	1.0
6	-592.	522.	146.	1.9	7	-605.	588.	121.	0.2	1.0
6	-592.	522.	146.	1.9	8	-593.	524.	153.	1.9	1.9
8	-593.	524.	153.	1.9	9	-546.	578.	141.	0.2	1.0
8	-593.	524.	153.	1.9	10	-594.	527.	160.	1.8	1.9
10	-594.	527.	160.	1.8	11	-664.	509.	156.	0.2	1.0
10	-594.	527.	160.	1.8	12	-595.	529.	167.	1.8	1.8
12	-595.	529.	167.	1.8	13	-575.	595.	146.	0.2	1.0
12	-595.	529.	167.	1.8	14	-596.	531.	173.	1.7	1.8
14	-596.	531.	173.	1.7	15	-638.	475.	188.	0.2	0.9
14	-596.	531.	173.	1.7	16	-597.	534.	180.	1.7	1.7
16	-597.	534.	180.	1.7	17	-611.	600.	155.	0.2	0.9
16	-597.	534.	180.	1.7	18	-598.	536.	187.	1.6	1.7
18	-598.	536.	187.	1.6	19	-533.	568.	185.	0.2	0.9
18	-598.	536.	187.	1.6	20	-599.	539.	194.	1.6	1.6
20	-599.	539.	194.	1.6	21	-544.	565.	185.	0.2	0.9
20	-599.	539.	194.	1.6	22	-599.	541.	200.	1.5	1.6
22	-599.	541.	200.	1.5	23	-608.	608.	175.	0.2	0.8
22	-599.	541.	200.	1.5	24	-600.	543.	207.	1.5	1.5
24	-600.	543.	207.	1.5	25	-564.	487.	233.	0.2	0.8
24	-600.	543.	207.	1.5	26	-601.	546.	214.	1.4	1.4
26	-601.	546.	214.	1.4	27	-569.	487.	240.	0.2	0.8
26	-601.	546.	214.	1.4	28	-602.	548.	221.	1.4	1.4
28	-602.	548.	221.	1.4	29	-645.	491.	235.	0.2	0.8
28	-602.	548.	221.	1.4	30	-603.	551.	227.	1.3	1.4
30	-603.	551.	227.	1.3	31	-626.	485.	248.	0.2	0.7
30	-603.	551.	227.	1.3	32	-604.	553.	234.	1.3	1.3
32	-604.	553.	234.	1.3	33	-689.	921.	237.	0.2	0.7
32	-604.	553.	234.	1.3	34	-605.	555.	241.	1.2	1.3
34	-605.	555.	241.	1.2	35	-624.	603.	217.	0.2	0.7
34	-605.	555.	241.	1.2	36	-606.	558.	248.	1.2	1.2
36	-606.	558.	248.	1.2	37	-627.	622.	222.	0.2	0.7
36	-606.	558.	248.	1.2	38	-607.	560.	254.	1.1	1.2
38	-607.	560.	254.	1.1	39	-631.	495.	274.	0.2	0.6
38	-607.	560.	254.	1.1	40	-608.	563.	261.	1.1	1.1
40	-608.	563.	261.	1.1	41	-621.	492.	283.	0.2	0.6
40	-608.	563.	261.	1.1	42	-609.	566.	268.	1.0	1.1
WES DATA COLLECTION SITE J1-03 TREE NO. 39										
1	188.	962.	3.	4.0	2	193.	989.	164.	3.0	4.0
2	193.	989.	164.	1.0	3	229.	1007.	189.	1.0	1.0
2	193.	989.	164.	3.0	4	193.	989.	175.	2.9	3.0
4	193.	989.	175.	2.9	5	196.	1028.	207.	0.2	1.8
4	193.	989.	175.	2.9	6	190.	927.	218.	0.2	1.6
4	193.	989.	175.	2.9	7	193.	990.	186.	2.8	2.9
7	193.	990.	186.	2.8	8	208.	1057.	218.	0.2	1.5
7	193.	990.	186.	2.8	9	179.	929.	229.	0.2	1.5
7	193.	990.	186.	2.8	10	193.	991.	197.	2.7	2.8
10	193.	991.	197.	2.7	11	232.	1023.	232.	0.2	1.4
10	193.	991.	197.	2.7	12	134.	985.	237.	0.2	1.4

(CONTINUED)

(51 of 52 sheets)

TABLE IV-3 (Concluded)

NODE NO.	SOURCE			DIAM	NODE NO.	TERMINUS			DIAM	AVG STEM DIAM
	X COORD	Y COORD	Z COORD			X COORD	Y COORD	Z COORD		
MES DATA COLLECTION SITE J1-03 TREE NO. 39										
10	193.	991.	197.	2.7	13	193.	992.	208.	2.7	2.7
13	193.	992.	208.	2.7	14	129.	1007.	245.	0.2	1.4
13	193.	992.	208.	2.7	15	258.	983.	246.	0.2	1.4
13	193.	992.	208.	2.7	16	193.	993.	219.	2.6	2.7
16	193.	993.	219.	2.6	17	235.	1047.	252.	0.2	1.4
16	193.	993.	219.	2.6	18	152.	945.	261.	0.2	1.4
16	193.	993.	219.	2.6	19	193.	994.	230.	2.5	2.6
19	193.	994.	230.	2.5	20	137.	963.	271.	0.2	1.3
19	193.	994.	230.	2.5	21	250.	1031.	264.	0.2	1.3
19	193.	994.	230.	2.5	22	193.	995.	241.	2.4	2.5
22	193.	995.	241.	2.4	23	207.	1062.	273.	0.2	1.3
22	193.	995.	241.	2.4	24	180.	934.	284.	0.2	1.3
22	193.	995.	241.	2.4	25	193.	996.	252.	2.3	2.4
25	193.	996.	252.	2.3	26	259.	1001.	289.	0.2	1.2
25	193.	996.	252.	2.3	27	128.	997.	290.	0.2	1.2
25	193.	996.	252.	2.3	28	193.	997.	263.	2.2	2.3
28	193.	997.	263.	2.2	29	256.	1019.	298.	0.2	1.2
28	193.	997.	263.	2.2	30	131.	981.	302.	0.2	1.2
28	193.	997.	263.	2.2	31	193.	998.	274.	2.1	2.2
31	193.	998.	274.	2.1	32	212.	1064.	306.	0.2	1.1
31	193.	998.	274.	2.1	33	175.	938.	317.	0.2	1.1
31	193.	998.	274.	2.1	34	193.	999.	285.	2.0	2.1
34	193.	999.	285.	2.0	35	203.	937.	328.	0.2	1.1
34	193.	999.	285.	2.0	36	184.	1067.	317.	0.2	1.1
34	193.	999.	285.	2.0	37	194.	999.	295.	2.0	2.0
37	194.	999.	295.	2.0	38	198.	937.	339.	0.2	1.1
37	194.	999.	295.	2.0	39	189.	1068.	328.	0.2	1.1
37	194.	999.	295.	2.0	40	194.	1000.	308.	1.9	2.0
40	194.	1000.	308.	1.9	41	137.	970.	342.	0.2	1.0
40	194.	1000.	308.	1.9	42	250.	1037.	341.	0.2	1.0
40	194.	1000.	308.	1.9	43	194.	1001.	317.	1.8	1.9
43	194.	1001.	317.	1.8	44	150.	956.	360.	0.2	1.0
43	194.	1001.	317.	1.8	45	237.	1054.	351.	0.2	1.0
43	194.	1001.	317.	1.8	46	194.	1002.	328.	1.7	1.8
46	194.	1002.	328.	1.7	47	128.	1003.	367.	0.2	0.9
46	194.	1002.	328.	1.7	48	259.	1009.	368.	0.2	0.9
46	194.	1002.	328.	1.7	49	194.	1003.	339.	1.6	1.7
49	194.	1003.	339.	1.6	50	172.	1068.	372.	0.2	0.9
49	194.	1003.	339.	1.6	51	216.	945.	382.	0.2	0.9
49	194.	1003.	339.	1.6	52	194.	1004.	350.	1.5	1.6
49	194.	1004.	350.	1.5	53	200.	1073.	382.	0.2	0.8
52	194.	1004.	350.	1.5	54	187.	942.	394.	0.2	0.8
52	194.	1004.	350.	1.5	55	194.	1005.	361.	1.4	1.5
55	194.	1005.	361.	1.4	56	150.	960.	403.	0.2	0.8
55	194.	1005.	361.	1.4	57	238.	1057.	395.	0.2	0.8
55	194.	1005.	361.	1.4	58	194.	1006.	372.	1.3	1.4
58	194.	1006.	372.	1.3	59	158.	955.	415.	0.2	0.7
58	194.	1006.	372.	1.3	60	230.	1064.	405.	0.2	0.7
58	194.	1006.	372.	1.3	61	194.	1007.	383.	1.3	1.3
61	194.	1007.	383.	1.3	62	204.	1075.	415.	0.2	0.7
61	194.	1007.	383.	1.3	63	184.	946.	427.	0.2	0.7
61	194.	1007.	383.	1.3	64	194.	1008.	394.	1.2	1.3
64	194.	1008.	383.	1.2	65	140.	1048.	429.	0.2	0.7
64	194.	1008.	383.	1.2	66	248.	975.	435.	0.2	0.7
64	194.	1008.	383.	1.2	67	194.	1009.	405.	1.1	1.2
67	194.	1009.	405.	1.1	68	147.	1058.	439.	0.2	0.6
67	194.	1009.	405.	1.1	69	242.	967.	447.	0.2	0.6
67	194.	1009.	405.	1.1	70	194.	1011.	416.	1.0	1.1

Table IV-4

Supplementary Wood and Foliage Data on Principal Tree Species  
Site J1-03, Jefferson Proving Ground, Ind.

Common Name of Tree	Tree No.	Tree Height cm	Stem Diam cm	Crown		Wood				Foliage (June Tests)			Estimated Weight of Leaves kg	
				Branching Height cm	Crown Diam cm	Density g/cc	Moisture Content*	Computed Volume** cm <sup>3</sup> X 10 <sup>3</sup>	Computed Weight kg	Weight per Leaf g	Estimated No. of Leaves			
Sweet gum	2	2600	20	1500	200	0.87	0.49	76	351.3	305.6	1.18	2,200	2,200	2.6
Elm	6	1300	11	600	500	0.78	0.49	58	95.0	74.1	0.17	18,000	18,000	3.1
Scarlet oak	8	3200	50	1200	1500	0.95	0.54	76	4903.1	4657.9	0.39	100,000	100,000	39.0
Maple	10	2800	20	1200	400	0.83	0.53	57	412.8	342.6	0.33	26,000	26,000	8.6
Sassafras	12	400	3	200	200	0.80	0.47	70	5.5	4.4	0.38	2,800	2,800	1.1
Hickory	15	200	1	150	50	0.95	0.55	72	0.4	0.4	0.28	215	215	0.1
Black gum	28††	270	1	100	150	0.90	0.50	78	1.1	1.0	0.16	1,200	1,200	0.2

\* Moisture content =  $\frac{\text{weight of water in sample}}{\text{weight of oven-dry sample}} \times 100$ .

\*\* Computed volume of wood was derived from the branching data.

† Estimated number of leaves per tree was determined in the following manner:

$$A = B \times C$$

where

A = the estimated number of leaves on the tree.

B = the number of leaves counted on a branch estimated to be a typical leafing branch on the tree.

C = the number of leafing branches counted on the tree.

†† Tree No. 28 is model tree No. 39.

78

Reproduced from  
best available copy.

TABLE IV-5  
VEGETATION BRANCH AND STEM DATA  
SITE E4-28, EGLIN AFB, FLORIDA

U.S.A. FLORIDA, EGLIN AFB, TEMPERATE FOREST ENVIRONMENT, FUZING SITE  
WES DATA COLLECTION SITE E4-28  
AMS MAP NICEVILLE, FLORIDA, SCALE 1/25,000, MIL GRID COORD 7057742  
GEOGRAPHIC COORD LAT 30 DEG 31 MIN 42 SEC N, LONG 086 DEG 14 MIN 52 SEC W  
COORD SYS ORIGIN = TP1, TP1 TO TP2 = +X AXIS (AZ = 353 DEG), 263 DEG CLOCKWISE = +Y AXIS

NODE NO.	S U B C R F			DIAM	NODE NO.	T E R M I N U S			DIAM	AVG STEM DIAM
	X COORD	Y COORD	Z COORD			X COORD	Y COORD	Z COORD		
WES DATA COLLECTION SITE E4-28 TREE NO. 1										
1	44.	-108.	17.	8.0	2	78.	-111.	69.	5.0	6.5
3	78.	-111.	69.	5.0	4	35.	-167.	141.	5.0	5.0
5	85.	-107.	141.	5.0	6	35.	-106.	158.	6.0	5.5
7	85.	-176.	157.	6.0	7	72.	-114.	377.	3.9	5.0
9	73.	-113.	155.	4.1	11	48.	-134.	354.	0.1	0.1
11	72.	-114.	177.	4.4	12	59.	-115.	400.	2.9	3.2
13	59.	-115.	199.	0.3	14	99.	-96.	402.	0.3	0.3
15	59.	-98.	412.	1.3	16	91.	-117.	405.	0.2	0.3
17	59.	-96.	462.	0.3	18	47.	-127.	407.	0.2	0.3
19	59.	-115.	400.	2.6	20	45.	-138.	429.	2.6	2.6
21	45.	-128.	429.	2.4	21	68.	-154.	289.	1.9	2.1
23	45.	-138.	429.	1.8	22	36.	-149.	443.	1.8	1.8
25	34.	-149.	443.	1.9	23	37.	-133.	459.	0.8	0.9
27	37.	-145.	459.	1.7	24	37.	-161.	485.	0.1	3.4
29	37.	-145.	459.	0.7	25	68.	-161.	498.	0.1	0.4
31	36.	-149.	443.	2.9	27	37.	-149.	393.	0.8	0.9
33	36.	-149.	423.	0.4	28	42.	-174.	427.	0.1	0.2
35	37.	-149.	295.	0.2	29	55.	-146.	398.	0.1	0.3
37	37.	-149.	455.	0.3	30	47.	-137.	399.	0.1	0.2
39	72.	-114.	477.	2.8	31	77.	-107.	400.	2.8	2.8
41	73.	-112.	411.	0.6	32	120.	-185.	365.	0.3	0.4
43	77.	-107.	400.	2.1	33	69.	-99.	414.	2.1	2.1
45	76.	-116.	401.	1.1	34	71.	-78.	493.	0.2	0.6
47	73.	-92.	447.	0.5	35	75.	-83.	477.	0.2	0.4
49	61.	-90.	454.	0.4	36	17.	-56.	476.	0.2	0.3
51	73.	-92.	447.	0.5	37	109.	-115.	493.	0.2	0.4
53	67.	-99.	461.	0.4	38	116.	-42.	499.	0.3	0.3
55	107.	-106.	478.	0.3	39	178.	-120.	494.	0.2	0.3
57	58.	-99.	414.	1.1	40	108.	-116.	501.	0.4	0.7
59	73.	-104.	440.	0.8	41	96.	-172.	440.	0.5	0.7
61	87.	-145.	449.	0.4	42	129.	-136.	446.	0.2	0.3
63	87.	-145.	440.	0.3	43	59.	-113.	440.	0.2	0.3
65	92.	-158.	440.	0.3	44	58.	-147.	447.	0.2	0.3
67	93.	-141.	475.	0.3	45	97.	-131.	477.	0.2	0.2
69	106.	-115.	407.	0.3	46	109.	-135.	499.	0.2	0.2
71	106.	-116.	401.	0.3	47	101.	-146.	504.	0.2	0.2
73	106.	-116.	501.	0.3	48	154.	-112.	505.	0.2	0.2
WES DATA COLLECTION SITE E4-28 TREE NO. 2										
1	-132.	-295.	16.	5.7	2	-158.	-291.	139.	4.1	9.3
3	-158.	-291.	139.	4.1	4	-225.	-316.	403.	2.3	3.2
5	-225.	-316.	403.	1.2	6	-288.	-269.	408.	0.4	0.8
7	-263.	-268.	406.	0.4	8	-305.	-272.	393.	0.1	0.2
9	-275.	-278.	407.	0.3	10	-286.	-286.	387.	0.1	0.2
11	-275.	-278.	407.	0.3	12	-266.	-291.	407.	0.1	0.2
13	-282.	-274.	407.	0.2	14	-277.	-279.	410.	0.1	0.2
15	-225.	-316.	403.	1.9	16	-235.	-315.	433.	1.6	1.7
17	-235.	-315.	433.	1.0	18	-313.	-290.	466.	0.2	0.6
19	-247.	-311.	434.	0.5	20	-234.	-307.	496.	0.2	0.4
21	-269.	-315.	446.	0.4	22	-259.	-330.	447.	0.2	0.3
23	-288.	-297.	456.	0.5	24	-279.	-319.	447.	0.2	0.4
25	-291.	-296.	450.	0.3	26	-301.	-299.	490.	0.2	0.2
27	-303.	-292.	463.	0.3	28	-299.	-296.	466.	0.2	0.2
29	-235.	-315.	433.	0.9	30	-253.	-280.	491.	0.4	0.6
31	-239.	-308.	445.	0.4	32	-287.	-287.	465.	0.2	0.3
33	-244.	-297.	462.	0.4	34	-272.	-317.	472.	0.2	0.3
35	-246.	-294.	468.	0.3	36	-242.	-289.	476.	0.1	0.2
37	-246.	-294.	466.	0.3	38	-244.	-310.	474.	0.2	0.3
39	-235.	-315.	433.	0.9	40	-245.	-370.	456.	0.2	0.5
41	-237.	-326.	478.	0.4	42	-226.	-305.	491.	0.2	0.3
43	-238.	-331.	440.	0.4	44	-288.	-339.	440.	0.2	0.3
45	-244.	-364.	454.	0.3	46	-249.	-367.	465.	0.1	0.2
WES DATA COLLECTION SITE E4-28 TREE NO. 3										
1	607.	-110.	20.	3.3	2	599.	-130.	186.	2.9	2.9
3	597.	-158.	188.	1.4	4	518.	-155.	297.	1.3	1.3
5	534.	-146.	43.	0.4	6	554.	-105.	246.	0.1	0.3
7	916.	-155.	298.	0.6	8	491.	-140.	312.	0.2	0.4
9	516.	-155.	276.	1.1	10	559.	-176.	332.	0.1	0.6
11	521.	-158.	299.	0.9	12	573.	-180.	327.	0.2	0.3
13	535.	-163.	311.	1.5	14	506.	-178.	359.	0.1	0.3
15	595.	-158.	309.	1.3	16	589.	-123.	329.	1.0	1.1
17	564.	-127.	394.	0.9	18	602.	-147.	294.	0.1	0.3
19	569.	-124.	301.	0.4	20	540.	-194.	315.	0.1	0.2
21	566.	-129.	309.	0.3	22	570.	-181.	321.	0.1	0.2
23	569.	-123.	327.	0.6	24	542.	-148.	338.	0.1	0.4
25	569.	-121.	327.	0.4	26	601.	-115.	355.	0.1	0.2
27	607.	-150.	20.	6.4	28	622.	-84.	115.	3.0	3.1
29	622.	-86.	115.	5.1	30	649.	-87.	217.	4.1	4.6
31	641.	-87.	217.	3.7	32	598.	-789.	501.	2.9	3.3
33	635.	-79.	220.	6.4	34	664.	-82.	230.	0.1	0.2

(CONTINUED)

(1 of 36 sheets)

79

TABLE IV-5 (Continued)

NODE NO.	SOURCE			DIAM	NODE NO.	TERMINUS			DIAM	AVG STEM DIAM
	X COORD	Y COORD	Z COORD			X COORD	Y COORD	Z COORD		
NES DATA COLLECTION SITE E4-28 TREE NO. 3										
35	594.	-165.	401.	2.9	36	491.	-219.	298.	1.8	2.4
37	640.	-87.	217.	3.0	38	607.	-225.	392.	1.9	2.5
39	607.	-100.	20.	11.5	40	595.	-47.	133.	8.5	10.7
41	593.	-47.	133.	8.5	42	546.	65.	387.	7.4	8.0
43	546.	65.	187.	4.6	44	744.	69.	413.	3.9	4.3
45	574.	69.	413.	2.5	46	813.	109.	361.	1.6	2.0
47	646.	61.	498.	0.6	48	451.	67.	432.	0.1	0.4
49	718.	93.	382.	0.7	50	781.	87.	423.	0.1	0.4
51	779.	103.	369.	1.1	52	840.	103.	358.	0.1	0.6
53	828.	103.	360.	0.8	54	833.	154.	307.	0.2	0.5
55	837.	103.	359.	0.9	56	829.	101.	358.	0.2	0.5
57	839.	103.	356.	0.4	58	840.	156.	358.	0.1	0.3
59	803.	107.	364.	0.9	60	803.	29.	427.	0.1	0.5
61	812.	108.	362.	0.7	62	812.	145.	362.	0.1	0.4
63	574.	49.	413.	3.3	64	885.	217.	543.	4.0	3.6
65	621.	91.	433.	0.7	66	634.	22.	707.	8.1	0.4
67	621.	91.	433.	0.7	68	495.	60.	636.	0.1	0.4
69	792.	173.	504.	1.0	70	492.	220.	798.	0.2	0.6
71	886.	217.	543.	0.7	72	634.	-127.	374.	0.4	1.5
73	823.	131.	489.	1.3	74	629.	396.	418.	0.2	0.6
75	734.	11.	412.	1.1	76	614.	174.	284.	0.2	0.6
77	697.	-41.	279.	0.5	78	615.	73.	349.	0.1	0.3
79	886.	217.	543.	2.8	80	732.	-17.	490.	2.2	2.5
81	770.	41.	563.	2.0	82	734.	91.	812.	0.4	1.1
83	766.	56.	596.	1.0	84	915.	46.	610.	0.1	0.4
85	733.	-15.	490.	2.2	86	633.	30.	815.	0.3	1.3
87	718.	-8.	439.	1.0	88	1014.	124.	649.	0.2	0.9
89	733.	-15.	490.	0.6	90	671.	80.	478.	0.1	0.3
NES DATA COLLECTION SITE E4-28 TREE NO. 4										
1	400.	-259.	10.	10.4	2	414.	-200.	142.	7.6	9.0
3	414.	-200.	142.	7.6	4	429.	-144.	375.	5.9	6.8
5	429.	-144.	375.	4.2	6	418.	-56.	534.	3.9	4.0
7	422.	-82.	488.	0.8	8	426.	-69.	498.	0.6	0.7
9	425.	-71.	495.	0.8	10	509.	-71.	460.	0.2	0.5
11	442.	-71.	488.	0.5	12	456.	-101.	520.	0.2	0.3
13	467.	-71.	478.	0.4	14	497.	-127.	465.	0.1	0.2
15	476.	-71.	474.	0.2	16	478.	-58.	473.	0.1	0.2
17	426.	-70.	497.	0.3	18	447.	-68.	501.	0.1	0.2
19	438.	-58.	534.	2.4	20	239.	-63.	472.	0.8	1.6
21	311.	-60.	478.	1.2	22	290.	-108.	449.	0.7	1.0
23	293.	-61.	469.	1.0	24	297.	40.	469.	0.2	0.6
25	275.	-62.	460.	0.7	26	270.	-23.	473.	0.2	0.5
27	297.	-62.	491.	0.4	28	243.	-88.	444.	0.1	0.2
29	257.	-62.	491.	0.5	30	252.	-22.	448.	0.1	0.3
31	428.	-56.	534.	1.8	32	341.	-108.	577.	0.8	1.3
33	399.	-69.	550.	0.9	34	456.	15.	550.	0.1	0.5
35	426.	-44.	550.	0.7	36	436.	-73.	611.	0.1	0.4
37	410.	-56.	534.	2.7	38	513.	-26.	743.	1.4	2.0
39	437.	-50.	578.	0.4	40	412.	-42.	614.	0.1	0.3
41	460.	-41.	639.	1.4	42	535.	180.	639.	0.1	0.7
43	479.	3.	639.	0.7	44	391.	-24.	639.	0.1	0.4
45	486.	26.	639.	0.4	46	426.	-6.	627.	0.1	0.3
47	486.	26.	639.	0.3	48	514.	-62.	655.	0.1	0.3
49	521.	136.	639.	0.4	50	525.	95.	617.	0.1	0.3
51	512.	-26.	741.	0.8	52	524.	-30.	810.	0.3	0.5
53	512.	-26.	741.	1.1	54	572.	-45.	770.	0.3	0.7
55	429.	-144.	375.	4.3	56	519.	-86.	518.	4.6	4.5
57	515.	-86.	518.	3.0	58	502.	-58.	598.	2.6	2.8
59	502.	-98.	598.	1.9	60	498.	3.	623.	0.5	1.2
61	466.	-3.	620.	1.3	62	384.	31.	674.	0.2	0.8
63	502.	-58.	598.	1.8	64	471.	15.	583.	0.6	1.2
65	489.	-29.	592.	0.9	66	510.	-42.	591.	0.2	0.5
67	489.	-7.	588.	0.9	68	454.	-3.	538.	0.2	0.5
69	474.	7.	585.	0.4	70	483.	-6.	583.	0.1	0.2
71	474.	7.	585.	0.4	72	475.	9.	573.	0.1	0.2
73	474.	7.	585.	0.9	74	453.	14.	596.	0.1	0.3
75	502.	-58.	598.	2.1	76	522.	-28.	723.	0.6	1.3
77	512.	-43.	661.	1.0	78	564.	-20.	692.	0.2	0.6
79	538.	-32.	678.	0.7	80	524.	-25.	705.	0.1	0.4
81	538.	-32.	678.	0.4	82	558.	-39.	659.	0.1	0.3
83	516.	-37.	686.	0.6	84	506.	-69.	706.	0.1	0.4
85	510.	-34.	698.	0.4	86	543.	-37.	694.	0.1	0.3
87	521.	-30.	717.	0.4	88	506.	-30.	729.	0.1	0.3
NES DATA COLLECTION SITE E4-28 TREE NO. 5										
1	459.	-285.	0.	13.1	2	482.	-264.	141.	8.3	10.7
3	482.	-264.	141.	6.3	4	488.	-236.	513.	6.1	7.2
5	488.	-236.	513.	2.2	6	636.	-358.	652.	0.7	1.4
7	486.	-236.	513.	6.0	8	409.	-207.	622.	5.9	6.0
9	509.	-207.	622.	3.9	10	506.	-185.	713.	4.1	4.0
11	506.	-185.	713.	4.4	12	507.	-202.	735.	3.9	4.0
13	507.	-202.	735.	3.9	14	519.	-169.	910.	1.2	2.4
15	511.	-190.	796.	1.4	16	928.	-235.	861.	0.4	0.9
17	527.	-233.	850.	1.0	18	493.	-249.	866.	0.1	0.6
19	528.	-234.	861.	0.7	20	489.	-247.	874.	0.1	0.4
21	528.	-234.	861.	0.6	22	499.	-199.	893.	0.1	0.3
23	511.	-187.	811.	1.6	24	430.	-143.	814.	0.2	0.9
25	514.	-182.	840.	1.6	26	435.	-151.	849.	0.2	0.9

(CONTINUED)

(2 of 34 sheets)

Reproduced from best available copy.

TABLE IV-5 (Continued)

NODE NO.	SOURCE		Z	DIAM	DEPTH	TERRAIN SURFACE		7	DIAM	AVG STEM DIAM
	COORD	COORD				COORD	COORD			
WES DATA COLLECTION SITE E4-26 TREE NO. 5										
27	514.	-124.	884.	1.6	28	193.	-108.	998.	0.4	1.0
29	519.	-120.	889.	1.6	30	146.	-204.	946.	0.3	1.1
31	519.	-120.	892.	1.6	32	176.	-166.	964.	0.2	0.9
33	521.	-117.	892.	1.4	34	126.	-169.	684.	4.7	4.6
35	521.	-117.	892.	1.3	36	14.	-140.	766.	0.4	0.9
37	521.	-117.	884.	1.7	38	44.	-153.	701.	3.6	3.6
39	521.	-115.	891.	2.1	40	254.	-135.	719.	2.0	2.5
41	541.	-103.	891.	2.4	42	801.	-176.	924.	0.6	1.5
43	541.	-103.	892.	1.4	44	881.	-108.	706.	0.1	0.8
45	541.	-103.	892.	1.1	46	71.	-125.	714.	0.3	3.7
47	561.	-106.	894.	1.6	48	178.	-137.	708.	0.1	0.4
49	561.	-106.	894.	1.5	50	111.	-106.	852.	0.1	6.3
51	561.	-106.	894.	1.7	52	93.	-107.	919.	0.2	0.9
53	561.	-106.	894.	1.1	54	782.	163.	1159.	1.3	2.7
55	561.	-103.	892.	1.3	56	889.	-506.	814.	0.2	0.7
57	72.	-2.4	92.	1.6	58	144.	28.	853.	0.3	0.6
59	72.	-2.4	92.	1.4	60	94.	-168.	759.	0.3	0.3
61	81.	-4.5	105.	1.3	62	16.	-155.	809.	0.1	0.2
63	67.	-3.	120.	1.9	64	99.	-52.	1231.	0.2	3.5
65	67.	-3.	120.	1.5	66	273.	-83.	1138.	0.1	0.3
67	67.	-3.	120.	1.6	68	64.	64.	1160.	0.1	3.3
69	68.	-2.	126.	1.4	70	739.	-58.	1249.	0.1	0.2
71	68.	-2.	126.	1.3	72	497.	256.	1259.	0.2	2.7
73	68.	-2.	126.	1.8	74	69.	20.	1198.	0.1	0.4
75	614.	211.	111.	1.4	76	46.	159.	1245.	0.1	0.3
77	614.	211.	111.	1.4	78	52.	198.	1242.	0.1	0.3
79	704.	63.	117.	1.6	80	833.	53.	1028.	0.2	2.4
81	704.	63.	117.	1.9	82	651.	-129.	1215.	0.2	0.5
83	704.	63.	117.	1.6	84	712.	51.	1199.	0.2	0.4
85	77.	46.	135.	1.5	86	18.	183.	1151.	0.2	0.3
WES DATA COLLECTION SITE E4-28 TREE NO. 6										
1	176.	-236.	25.	37.2	2	185.	-234.	156.	35.6	36.4
3	165.	-234.	196.	35.6	4	190.	-237.	225.	20.6	29.1
5	158.	-237.	225.	21.1	6	76.	-218.	559.	12.3	16.8
WES DATA COLLECTION SITE E4-28 TREE NO. 7										
1	95.	-237.	12.	21.8	2	95.	-230.	148.	13.7	17.7
3	95.	-230.	148.	13.7	4	39.	-232.	689.	10.6	12.2
5	48.	-232.	476.	0.7	6	54.	-209.	682.	0.3	0.5
7	39.	-232.	489.	1.7	8	17.	-223.	698.	0.7	1.2
9	39.	-242.	689.	3.7	10	4.	-239.	690.	1.8	2.7
11	39.	-232.	689.	2.3	12	49.	-204.	927.	9.3	9.3
13	45.	-216.	927.	2.2	14	67.	-207.	827.	2.4	2.8
15	45.	-205.	924.	0.9	16	296.	-294.	903.	0.5	0.7
17	173.	-249.	914.	0.5	18	237.	-204.	907.	0.1	0.3
19	197.	-258.	917.	0.2	20	228.	-284.	910.	0.1	0.2
21	205.	-261.	911.	0.3	22	196.	-209.	910.	0.1	0.2
23	222.	-267.	909.	0.2	24	252.	-293.	908.	0.1	0.2
25	295.	-293.	903.	0.2	26	319.	-263.	900.	0.1	0.2
27	293.	-293.	903.	0.1	28	378.	-313.	901.	0.1	0.1
29	49.	-204.	927.	3.4	30	74.	-237.	918.	2.9	3.2
31	77.	-237.	918.	1.4	32	193.	-281.	910.	0.2	0.8
33	133.	-259.	914.	1.0	34	102.	-175.	914.	0.3	0.6
35	192.	-289.	910.	1.0	36	250.	-153.	905.	0.1	0.5
37	192.	-240.	910.	0.8	38	236.	-203.	906.	0.1	0.5
39	273.	-287.	918.	2.1	40	168.	-101.	909.	0.7	1.4
41	92.	-209.	910.	1.4	42	12.	-267.	933.	0.6	1.0
43	133.	-266.	933.	1.1	44	4.	-186.	943.	0.3	0.7
45	111.	-266.	933.	1.1	46	85.	-293.	945.	0.4	0.8
47	111.	-182.	914.	1.8	48	165.	-220.	913.	0.2	1.0
49	167.	-102.	909.	0.6	50	257.	-123.	870.	0.1	0.4
51	167.	-102.	909.	0.6	52	195.	-162.	906.	0.1	0.4
53	49.	-204.	927.	7.8	54	64.	-198.	978.	7.9	7.8
55	84.	-198.	978.	4.7	56	224.	-197.	1005.	3.3	4.0
57	177.	-197.	997.	1.4	58	197.	-217.	1015.	0.2	0.8
59	177.	-197.	997.	2.4	60	306.	-186.	1018.	0.2	1.3
61	193.	-197.	1009.	1.9	62	214.	-209.	1007.	0.2	1.1
63	212.	-208.	1006.	1.1	64	197.	-183.	1006.	0.4	0.8
65	213.	-209.	1007.	1.9	66	200.	-251.	1028.	0.2	1.0
67	197.	-197.	1000.	1.4	68	293.	-189.	1009.	0.2	0.8
69	224.	-197.	1005.	1.4	70	257.	-140.	1010.	0.2	0.8
71	244.	-163.	1008.	0.9	72	221.	-203.	1003.	0.1	0.5
73	224.	-197.	1005.	2.4	74	337.	-132.	1023.	0.2	1.3
75	235.	-190.	1007.	2.1	76	274.	-258.	1016.	0.5	1.3
77	327.	-142.	1020.	1.7	78	325.	-167.	1020.	0.5	0.8
79	64.	-198.	978.	6.6	80	73.	-178.	1043.	6.4	6.5
81	68.	-186.	1010.	2.0	82	37.	-124.	1035.	1.7	1.7
83	75.	-178.	1044.	0.9	84	311.	-208.	1149.	3.2	4.6
85	192.	-193.	1096.	0.9	86	175.	-177.	1198.	0.3	0.6
87	204.	-194.	1101.	3.6	88	242.	-135.	1137.	1.8	2.7
89	252.	-201.	1122.	2.4	90	282.	-48.	1144.	0.6	1.5
91	309.	-208.	1146.	3.6	92	308.	-18.	1233.	0.6	2.1
93	309.	-198.	1152.	0.7	94	323.	-139.	1286.	0.2	0.4
95	309.	-74.	1226.	1.4	96	232.	-140.	1238.	0.2	0.8
97	309.	-208.	1148.	2.4	98	434.	-334.	1195.	0.3	1.3
99	372.	-271.	1172.	0.9	100	376.	-266.	1245.	0.2	0.8
101	378.	-277.	1174.	1.1	102	397.	-241.	1256.	0.2	0.7
103	74.	-178.	1043.	7.2	104	61.	-180.	1180.	7.4	7.3
105	74.	-177.	1043.	2.9	106	39.	-107.	1075.	0.4	1.6
107	74.	-174.	1055.	2.2	108	83.	-168.	1037.	0.4	1.3

(CONTINUED)

(3 of 34 sheets)

TABLE IV-5 (Continued)

NODE NO.	SOURCE			DIAM	NODE NO.	TERMINUS			DIAM	AVG STEM DIAM
	X COORD	Y COORD	Z COORD			X COORD	Y COORD	Z COORD		
WFS DATA COLLECTION SITE E4-28 TREE NO. 7										
109	64.	-108.	1057.	1.9	110	55.	-158.	1057.	0.2	1.1
111	76.	-166.	1070.	2.2	112	29.	-126.	1072.	0.4	1.3
113	57.	-153.	1076.	1.1	114	39.	-154.	1074.	0.2	0.6
115	81.	-149.	1080.	4.1	116	40.	-178.	1234.	0.8	2.9
117	45.	-151.	1182.	0.8	118	20.	-182.	1202.	0.2	0.5
119	39.	-153.	1186.	0.8	120	84.	-161.	1231.	0.2	0.5
121	-4.	-166.	1212.	1.0	122	-43.	-165.	1168.	0.2	0.6
123	81.	-140.	1160.	4.6	124	-123.	20.	1261.	1.2	2.9
125	26.	-92.	1190.	0.9	126	33.	-172.	1170.	0.1	0.5
127	27.	-137.	1188.	0.4	128	60.	-121.	1158.	0.1	0.2
129	33.	-171.	1170.	0.3	130	17.	-152.	1166.	0.1	0.2
131	35.	-171.	1170.	0.4	132	66.	-165.	1167.	0.1	0.2
133	26.	-92.	1190.	1.4	134	-87.	-106.	1217.	0.1	0.8
135	-	-76.	1201.	0.9	136	-19.	-125.	1218.	0.2	0.6
137	-62.	-28.	1231.	1.2	138	-101.	-6.	1264.	0.1	0.6
139	-82.	-12.	1241.	0.5	140	-89.	-52.	1253.	0.1	0.3
WFS DATA COLLECTION SITE E4-28 TREE NO. 8										
1	-107.	55.	-30.	30.5	2	-102.	60.	153.	18.1	24.3
3	-102.	60.	193.	18.1	4	-95.	61.	870.	10.0	14.0
5	-106.	60.	168.	8.1	6	-100.	46.	372.	0.1	8.1
7	-98.	60.	512.	3.5	8	-77.	56.	513.	3.6	3.6
9	-77.	56.	513.	2.7	10	-24.	21.	517.	1.8	2.3
11	-34.	28.	516.	1.4	12	-23.	51.	517.	0.3	0.8
13	-24.	21.	517.	1.1	14	1.	16.	518.	0.2	0.6
15	-24.	21.	517.	1.1	16	-9.	41.	523.	0.3	0.7
17	-77.	56.	513.	2.7	18	-73.	125.	915.	0.7	1.7
19	-75.	97.	914.	0.5	20	-95.	94.	511.	0.1	0.3
21	-95.	61.	870.	9.1	22	-89.	47.	958.	9.4	9.3
23	-89.	47.	958.	2.6	24	-294.	282.	1033.	0.9	1.7
25	-232.	211.	1111.	0.8	26	-247.	149.	1013.	0.6	0.7
27	-292.	279.	1133.	1.3	28	-386.	-189.	1091.	0.1	0.4
29	-339.	45.	1062.	0.6	30	-332.	189.	1066.	0.3	0.4
31	-297.	279.	1133.	2.3	32	-577.	71.	1132.	0.1	1.2
33	-524.	154.	1093.	0.9	34	-718.	69.	1023.	0.2	0.6
35	-561.	134.	1103.	0.5	36	-583.	94.	1103.	0.2	0.3
37	-561.	134.	1103.	0.8	38	-679.	82.	1061.	0.3	0.6
39	-638.	92.	1122.	0.3	40	-722.	60.	1124.	0.2	0.3
41	-84.	47.	950.	9.4	42	-121.	68.	981.	8.6	9.0
43	-121.	68.	981.	3.1	44	-472.	332.	891.	1.4	2.3
45	-384.	266.	914.	1.2	46	-418.	240.	835.	3.6	0.9
47	-417.	242.	839.	1.0	48	-354.	796.	796.	8.2	0.6
49	-418.	241.	836.	1.1	50	-487.	293.	882.	0.2	0.6
51	-468.	329.	892.	0.9	52	-557.	335.	878.	0.3	0.6
53	-466.	329.	892.	1.2	54	-527.	187.	865.	0.2	0.7
55	-510.	240.	873.	1.1	56	-343.	316.	870.	0.5	0.8
57	-121.	68.	981.	7.8	58	-98.	35.	1113.	8.1	7.9
59	-107.	48.	1161.	2.3	60	24.	10.	1127.	0.4	1.4
61	-98.	35.	1113.	3.6	62	-219.	-.	1205.	2.7	3.2
63	-217.	0.	1204.	1.8	64	-337.	-15.	1236.	0.2	1.0
65	-277.	-7.	1220.	0.5	66	-304.	-33.	1226.	0.2	0.4
67	-295.	-10.	1225.	0.5	68	-305.	17.	1238.	0.2	0.4
69	-217.	0.	1204.	1.8	70	-270.	87.	1244.	0.2	1.0
71	-98.	35.	1113.	6.1	72	-102.	24.	1219.	7.4	7.8
73	-98.	34.	1119.	0.8	74	-40.	96.	1130.	0.2	0.5
75	-75.	43.	1123.	0.4	76	-54.	67.	1125.	0.1	0.3
77	-100.	29.	1166.	0.8	78	-96.	-22.	1181.	0.2	0.5
79	-100.	29.	1166.	1.6	80	-82.	128.	1157.	0.2	0.9
81	-85.	69.	1163.	0.5	82	-64.	65.	1162.	0.1	0.3
83	-76.	93.	1160.	0.8	84	-103.	78.	1155.	0.1	0.5
85	-89.	85.	1157.	0.5	86	-89.	98.	1156.	0.1	0.3
87	-100.	79.	1155.	0.4	88	-100.	89.	1154.	0.1	0.3
89	-100.	79.	1155.	0.4	90	-103.	78.	1155.	0.4	0.4
91	-103.	78.	1155.	0.4	92	-100.	83.	1155.	0.2	0.3
93	-100.	82.	1155.	0.2	94	-100.	82.	1155.	0.2	0.2
95	-102.	74.	1219.	5.6	96	-101.	-8.	1338.	3.3	5.4
97	-101.	-1.	1314.	1.7	98	25.	-52.	1326.	0.8	1.3
99	17.	-47.	1325.	1.2	100	55.	-116.	1326.	0.3	0.7
101	24.	-51.	1326.	1.2	102	86.	-78.	1330.	0.2	0.7
103	24.	-51.	1326.	1.0	104	49.	-19.	1329.	0.1	0.6
105	-101.	-3.	1320.	4.5	106	-223.	28.	1420.	1.7	3.1
107	-137.	6.	1350.	3.8	108	-194.	-8.	1446.	0.4	2.1
109	-162.	13.	1370.	1.3	110	-205.	2.	1392.	0.4	0.9
111	-204.	24.	1405.	1.8	112	-170.	33.	1312.	0.4	1.1
113	-101.	-6.	1332.	1.7	114	-95.	117.	1343.	0.6	1.1
115	-101.	-7.	1337.	4.9	116	-247.	36.	1383.	1.1	2.8
117	-101.	-7.	1337.	4.5	118	-100.	9.	1534.	0.6	2.5
119	-100.	-1.	1410.	4.0	120	-73.	-128.	1464.	0.9	2.3
121	-102.	24.	1219.	5.2	122	-93.	-7.	1399.	4.0	4.6
123	-93.	-4.	1397.	2.6	124	-429.	-49.	1530.	0.3	1.4
125	-93.	-6.	1397.	5.6	126	-117.	-89.	1428.	3.1	3.4
127	-118.	-88.	1428.	3.3	128	-380.	-102.	1428.	0.2	1.7
129	-248.	-129.	1428.	0.5	130	-271.	-171.	1409.	0.2	0.3
131	-301.	-140.	1428.	0.8	132	-380.	-197.	1428.	0.2	0.3
133	-301.	-140.	1428.	0.5	134	-315.	-87.	1428.	0.2	0.3
135	-118.	-88.	1428.	2.2	136	-179.	-5.	1463.	1.1	1.8
137	-93.	-6.	1397.	4.7	138	20.	398.	1790.	0.3	2.5
139	-93.	61.	870.	9.8	140	-17.	14.	1281.	6.6	8.1
141	-79.	46.	952.	2.9	142	49.	311.	907.	0.5	1.7
143	-41.	176.	938.	2.0	144	-22.	88.	947.	0.6	1.3

(CONTINUED)

(4 of 34 sheets)

TABLE IV-5 (Continued)

NODE NO.	SOURCE			DIAM	NODE NO.	TERMINUS			DIAM	AVG STEM DIAM
	X COORD	Y COORD	Z COORD			X COORD	Y COORD	Z COORD		
NES DATA COLLECTION SITE F4-28 TREE NO. 8										
145	11.	231.	920.	1.4	146	5.	244.	832.	0.1	0.8
147	-68.	35.	1014.	1.9	148	44.	235.	1126.	0.5	1.2
149	-64.	31.	1034.	2.9	150	117.	-148.	1056.	1.0	1.9
151	26.	-58.	1045.	1.9	152	150.	-26.	1054.	0.4	1.2
153	-55.	25.	1067.	1.9	154	95.	-119.	1103.	0.5	1.2
155	49.	-78.	1092.	1.1	156	131.	-57.	1105.	0.1	0.6
157	-58.	25.	1067.	2.4	158	-128.	-137.	1185.	0.5	1.4
159	-58.	25.	1067.	2.4	160	-176.	148.	1067.	0.7	1.5
161	-152.	123.	1067.	1.2	162	-180.	142.	1073.	0.2	0.7
163	-57.	20.	1096.	3.9	164	-294.	81.	1123.	1.4	2.7
165	-72.	26.	1099.	1.5	166	-107.	43.	1118.	0.8	1.2
167	-37.	5.	1178.	4.8	168	-236.	-284.	1419.	0.5	2.7
169	-25.	-6.	1140.	2.9	170	-232.	-206.	1316.	0.5	1.7
171	-149.	-126.	1289.	0.6	172	-133.	-142.	1372.	0.1	0.4
173	-212.	-106.	1306.	0.4	174	-197.	-200.	1364.	0.1	0.3
175	-222.	-9.	1257.	1.9	176	-111.	-95.	1289.	0.7	1.2
177	-66.	-52.	1273.	0.8	178	-137.	-21.	1302.	0.1	0.4
179	-20.	-12.	1264.	1.4	180	-99.	-179.	1315.	0.5	1.0
181	-17.	-14.	1281.	3.7	182	-45.	75.	1482.	1.6	2.7
183	-31.	31.	1382.	3.6	184	-12.	92.	1472.	0.2	1.6
185	-41.	62.	1452.	0.7	186	-61.	62.	1491.	0.2	0.5
187	-17.	-14.	1281.	5.8	188	108.	-141.	1437.	1.8	3.7
189	-5.	-26.	1297.	3.8	190	92.	-15.	1460.	0.3	2.1
191	44.	-21.	1378.	1.6	192	15.	-17.	1403.	0.2	0.9
193	70.	-103.	1390.	0.8	194	78.	-95.	1424.	0.3	0.6

NES DATA COLLECTION SITE E4-28 TREE NO. 9										
1	338.	303.	13.	19.0	2	351.	268.	143.	11.6	19.3
3	351.	268.	143.	11.6	4	443.	249.	292.	14.3	13.0
5	443.	249.	292.	3.3	6	469.	333.	343.	3.1	3.2
7	489.	333.	343.	3.1	8	396.	459.	391.	0.4	1.7
9	455.	358.	353.	1.5	10	474.	369.	410.	0.2	0.5
11	455.	358.	353.	0.9	12	450.	334.	409.	0.2	0.5
13	455.	358.	353.	1.6	14	403.	269.	420.	0.2	1.0
15	445.	340.	366.	0.6	16	404.	411.	393.	0.2	0.5
17	424.	376.	380.	0.6	18	435.	394.	445.	0.1	0.4
19	434.	372.	380.	1.1	20	428.	390.	327.	0.3	0.7
21	429.	376.	337.	0.7	22	361.	383.	337.	0.2	0.4
23	429.	376.	337.	0.9	24	418.	428.	259.	0.2	0.5
25	429.	313.	366.	1.6	26	431.	310.	460.	0.3	0.9
27	431.	311.	438.	1.4	28	445.	336.	441.	0.6	1.0
29	419.	296.	400.	1.5	30	395.	337.	390.	0.2	0.8
31	458.	398.	393.	2.1	32	402.	256.	367.	0.3	1.2
33	419.	327.	355.	0.9	34	511.	365.	355.	0.2	0.5
35	434.	317.	355.	1.5	36	436.	312.	448.	0.2	0.9
37	435.	314.	411.	1.4	38	474.	296.	446.	0.2	0.8
39	428.	367.	356.	1.1	40	396.	368.	295.	0.2	0.6
41	415.	291.	358.	0.5	42	368.	292.	359.	0.1	0.5
43	448.	371.	357.	1.5	44	392.	306.	347.	0.3	1.0
45	484.	348.	354.	1.2	46	445.	411.	354.	0.2	0.7
47	433.	396.	367.	0.9	48	468.	366.	370.	0.2	0.5
49	431.	400.	369.	0.6	50	391.	422.	397.	0.2	0.5
51	418.	421.	377.	1.2	52	406.	399.	338.	0.2	0.7
53	413.	412.	361.	1.0	54	430.	441.	337.	0.2	0.6
55	407.	447.	384.	0.8	56	394.	417.	388.	0.3	0.9
57	443.	249.	292.	11.9	58	539.	288.	298.	10.5	11.2
59	455.	253.	293.	11.8	60	493.	254.	295.	6.0	8.9
61	539.	288.	298.	6.7	62	622.	278.	420.	6.7	6.7
63	618.	278.	416.	4.0	64	492.	251.	448.	2.7	3.4
65	561.	266.	430.	1.6	66	547.	320.	466.	0.4	1.0
67	599.	278.	438.	0.8	68	503.	248.	481.	0.1	0.5
69	523.	258.	440.	2.0	70	498.	291.	371.	0.2	1.1
71	504.	254.	445.	3.2	72	526.	359.	445.	0.4	1.8
73	521.	332.	445.	2.1	74	559.	318.	460.	0.3	1.2
75	522.	338.	445.	2.6	76	499.	302.	445.	0.3	1.4
77	493.	292.	448.	2.2	78	468.	257.	401.	0.4	1.3
79	627.	278.	420.	3.8	80	722.	344.	713.	1.0	2.4
81	627.	281.	435.	0.4	82	611.	292.	460.	0.1	0.2
83	632.	284.	450.	1.5	84	580.	205.	450.	0.1	0.8
85	616.	260.	450.	0.2	86	582.	278.	450.	0.1	0.2
87	614.	257.	450.	0.3	88	636.	274.	445.	0.1	0.2
89	611.	253.	450.	0.2	90	607.	270.	442.	0.1	0.1
91	614.	257.	450.	0.5	92	606.	268.	446.	0.1	0.3
93	58.	206.	450.	0.9	94	618.	302.	435.	0.1	0.5
95	588.	229.	447.	0.3	96	602.	224.	441.	0.1	0.2
97	588.	229.	447.	0.3	98	577.	215.	454.	0.1	0.2
99	617.	288.	437.	0.1	100	619.	280.	435.	0.1	0.1
101	635.	286.	459.	1.0	102	588.	317.	488.	0.2	0.6
103	642.	291.	479.	0.8	104	600.	304.	496.	0.2	0.3
105	644.	292.	485.	0.5	106	657.	284.	487.	0.1	0.3
107	646.	294.	491.	0.6	108	620.	254.	491.	0.1	0.3
109	647.	294.	494.	1.1	110	694.	287.	452.	0.1	0.6
111	648.	299.	497.	0.4	112	691.	325.	505.	0.1	0.2
113	649.	296.	500.	1.0	114	681.	219.	453.	0.1	0.5
115	697.	301.	523.	0.8	116	808.	333.	347.	0.1	0.4
117	657.	301.	523.	0.4	118	696.	275.	517.	0.1	0.2
119	658.	301.	526.	0.8	120	583.	290.	549.	0.4	0.6
121	667.	307.	552.	0.6	122	720.	273.	550.	0.1	0.3
123	669.	309.	558.	0.4	124	624.	302.	572.	0.1	0.2
125	669.	309.	558.	0.2	126	655.	311.	565.	0.1	0.1
127	669.	309.	558.	0.4	128	644.	329.	570.	0.1	0.2

(CONTINUED)

(5 of 34 sheets)

TABLE IV-5 (Continued)

NODE NO.	SOURCE			DIAM	NODE NO.	TERMINUS			DIAM	AVG STEM DIAM
	X COORD	Y COORD	Z COORD			X COORD	Y COORD	Z COORD		
WES DATA COLLECTION SITE E4-28 TREE NO. 9										
129	669.	309.	558.	0.3	130	662.	321.	575.	0.1	0.2
131	669.	309.	558.	0.2	132	664.	320.	568.	0.1	0.1
133	669.	309.	558.	0.3	134	676.	332.	578.	0.1	0.2
135	679.	315.	587.	0.4	136	656.	331.	602.	0.1	0.2
137	679.	315.	587.	0.4	138	668.	341.	603.	0.1	0.2
139	679.	315.	587.	0.5	140	710.	311.	593.	0.1	0.3
141	687.	321.	611.	0.4	142	677.	331.	617.	0.1	0.2
143	687.	321.	611.	0.4	144	726.	295.	617.	0.1	0.2
145	692.	324.	625.	0.4	146	700.	295.	616.	0.1	0.2
147	692.	324.	625.	0.3	148	715.	303.	619.	0.1	0.2
149	692.	324.	625.	0.4	150	717.	308.	613.	0.1	0.2
151	702.	331.	659.	0.2	152	727.	314.	643.	0.1	0.1
153	707.	334.	669.	0.2	154	716.	338.	682.	0.1	0.1
155	707.	334.	669.	0.2	156	720.	325.	671.	0.1	0.1
157	717.	340.	699.	0.2	158	730.	332.	701.	0.1	0.1
159	622.	278.	420.	3.9	160	686.	304.	448.	3.8	3.8
161	673.	299.	443.	2.4	162	734.	274.	525.	0.2	1.3
163	691.	292.	467.	1.9	164	792.	49.	487.	0.2	1.0
165	721.	219.	467.	1.7	166	947.	330.	265.	0.2	0.9
167	697.	289.	476.	5.7	168	709.	334.	501.	0.5	0.6
169	686.	304.	448.	2.6	170	804.	527.	420.	0.7	1.7
171	716.	300.	441.	0.6	172	719.	349.	446.	0.4	0.5
173	719.	349.	446.	0.4	174	712.	361.	450.	0.1	0.3
175	719.	349.	446.	0.4	176	721.	357.	438.	0.4	0.4
177	721.	357.	437.	0.3	178	733.	356.	432.	0.1	0.2
179	721.	357.	437.	0.3	180	711.	351.	430.	0.1	0.2
181	721.	371.	440.	0.3	182	739.	338.	446.	0.1	0.2
183	721.	371.	440.	0.3	184	727.	341.	462.	0.1	0.2
185	733.	394.	437.	0.6	186	752.	357.	407.	0.1	0.5
187	757.	438.	432.	0.4	188	778.	434.	477.	0.1	0.3
189	771.	465.	428.	0.3	190	776.	455.	451.	0.1	0.2
191	773.	469.	428.	0.3	192	785.	456.	452.	0.1	0.2
193	777.	476.	427.	0.3	194	793.	464.	450.	0.1	0.2
195	780.	483.	426.	0.3	196	786.	480.	437.	0.1	0.2
197	780.	483.	426.	0.3	198	799.	446.	396.	0.1	0.2
199	792.	505.	423.	0.3	200	802.	485.	454.	0.1	0.2
201	792.	505.	423.	0.2	202	809.	486.	421.	0.1	0.2
203	798.	516.	422.	0.1	204	803.	506.	427.	0.1	0.1
205	800.	521.	421.	0.1	206	806.	517.	429.	0.1	0.1
207	886.	304.	448.	2.5	208	946.	406.	497.	0.4	1.4
209	750.	345.	468.	2.4	210	945.	337.	453.	0.1	1.3
211	828.	342.	482.	1.7	212	934.	457.	453.	0.4	1.0
213	766.	355.	472.	0.7	214	742.	371.	586.	0.1	0.4
215	774.	360.	475.	0.7	216	763.	456.	459.	0.2	0.5
217	798.	375.	482.	0.7	218	832.	354.	549.	0.1	0.4
219	939.	288.	298.	8.8	220	720.	323.	244.	9.4	9.1
221	957.	292.	292.	1.6	222	667.	270.	320.	0.9	1.3
223	691.	273.	318.	0.7	224	646.	295.	316.	0.2	0.4
225	656.	272.	317.	0.3	226	637.	293.	380.	0.1	0.2
227	656.	272.	317.	0.3	228	650.	306.	317.	0.1	0.2
229	693.	318.	252.	1.3	230	708.	306.	250.	0.9	1.1
231	708.	306.	250.	0.9	232	709.	307.	269.	0.7	0.8
233	708.	306.	259.	0.6	234	690.	284.	259.	0.1	0.4
235	709.	307.	269.	0.6	236	725.	294.	275.	0.1	0.4
237	709.	307.	269.	0.6	238	717.	284.	253.	0.1	0.3
239	718.	323.	244.	1.8	240	651.	336.	278.	1.3	1.5
241	684.	329.	261.	1.4	242	719.	336.	330.	0.2	0.8
243	693.	331.	278.	0.6	244	680.	341.	295.	0.1	0.4
245	701.	333.	296.	0.3	246	700.	346.	304.	0.1	0.2
247	701.	333.	298.	0.6	248	731.	327.	292.	0.1	0.5
249	713.	335.	320.	0.4	250	726.	335.	329.	0.1	0.2
251	678.	331.	265.	0.5	252	677.	325.	287.	0.4	0.4
253	671.	332.	268.	0.3	254	672.	332.	276.	0.3	0.3
255	672.	332.	276.	0.3	256	668.	313.	276.	0.1	0.2
257	651.	336.	278.	0.3	258	670.	324.	270.	0.1	0.2
259	651.	336.	278.	0.9	260	630.	293.	218.	0.1	0.5
261	644.	321.	257.	0.4	262	615.	317.	245.	0.1	0.2
263	634.	301.	230.	0.7	264	640.	289.	194.	0.1	0.4
265	720.	323.	244.	9.4	266	741.	359.	234.	8.9	9.1
267	741.	359.	234.	5.7	268	806.	666.	481.	0.7	3.2
269	760.	451.	408.	3.1	270	521.	619.	580.	0.6	1.8
271	748.	460.	322.	1.2	272	730.	426.	290.	0.5	0.9
273	741.	392.	363.	0.6	274	900.	385.	349.	0.1	0.4
275	735.	333.	400.	0.4	276	793.	348.	405.	0.1	0.3
277	731.	292.	425.	0.5	278	658.	319.	445.	0.1	0.3
279	748.	460.	322.	0.6	280	650.	391.	481.	0.2	0.4
281	641.	535.	444.	0.6	282	660.	548.	499.	0.2	0.4
283	617.	592.	471.	0.8	284	694.	581.	557.	0.2	0.5
285	545.	602.	553.	0.6	286	586.	612.	595.	0.2	0.4
287	764.	467.	320.	1.7	288	751.	354.	281.	0.6	1.1
289	755.	388.	293.	0.9	290	805.	400.	310.	0.1	0.5
291	780.	389.	294.	0.7	292	753.	423.	336.	0.1	0.4
293	751.	355.	281.	0.3	294	787.	359.	281.	0.2	0.2
295	787.	482.	333.	1.1	296	771.	400.	400.	0.3	0.7
297	769.	461.	366.	0.6	298	726.	431.	387.	0.2	0.4
299	799.	497.	373.	0.9	300	704.	443.	386.	0.2	0.9
301	717.	446.	383.	0.8	302	707.	387.	393.	0.2	0.5
303	770.	454.	377.	0.5	304	722.	459.	377.	0.1	0.3
305	770.	452.	380.	0.5	306	765.	398.	392.	0.1	0.3
307	773.	513.	357.	1.7	308	777.	583.	419.	1.1	1.4
309	775.	538.	388.	1.2	310	723.	551.	415.	0.3	0.8
311	777.	563.	418.	0.9	312	739.	571.	427.	0.2	0.5

(CONTINUED)

(6 of 34 sheets)

84

TABLE IV-5 (Continued)

NODE NO.	SOURCE COORD		Z COORD	DIAM	NODE NO.	TERMINUS COORD		Z COORD	DIAM	AVG STEM DIAM
	X	Y				X	Y			
WES DATA COLLECTION SITE E4-28 TREE NO. 9										
313	777.	508.	77.	2.6	314	782.	505.	568.	0.3	1.6
315	781.	559.	94.	1.7	316	691.	449.	464.	0.3	1.0
317	748.	515.	92.	0.9	318	734.	530.	466.	0.1	0.5
319	788.	565.	99.	2.3	320	818.	473.	525.	0.3	1.3
321	788.	506.	112.	0.7	322	745.	577.	418.	0.2	0.5
323	788.	506.	112.	1.3	324	761.	535.	484.	0.5	0.8
325	791.	546.	92.	1.4	326	802.	576.	428.	0.3	0.9
327	786.	571.	60.	1.1	328	811.	458.	392.	0.6	0.9
329	791.	506.	124.	1.1	330	766.	711.	407.	0.3	0.7
331	793.	609.	43.	1.7	332	772.	701.	557.	0.3	1.0
333	794.	608.	43.	1.1	334	790.	626.	491.	0.3	0.7
335	793.	611.	149.	1.7	336	780.	553.	447.	0.2	0.5
337	741.	459.	134.	0.5	338	841.	547.	218.	4.2	5.4
339	971.	528.	719.	1.3	340	820.	510.	218.	1.3	1.3
341	871.	510.	19.	0.9	342	814.	509.	218.	0.3	0.6
343	818.	509.	218.	2.5	344	818.	509.	225.	0.5	0.5
345	820.	510.	218.	1.3	346	871.	556.	218.	0.1	0.7
347	828.	517.	18.	0.4	348	833.	513.	230.	0.1	0.2
349	828.	518.	16.	0.4	350	833.	513.	207.	0.1	0.3
351	871.	515.	12.	0.3	352	829.	514.	199.	0.1	0.2
353	846.	533.	213.	0.6	354	841.	506.	218.	0.1	0.2
355	846.	533.	213.	0.6	356	827.	519.	205.	0.1	0.2
357	846.	533.	213.	0.6	358	846.	533.	205.	0.1	0.2
359	844.	533.	215.	0.3	360	853.	540.	205.	0.1	0.2
361	341.	547.	10.	0.7	362	921.	756.	316.	0.9	1.8
363	861.	539.	42.	0.5	364	884.	608.	242.	0.4	0.5
365	861.	539.	42.	0.5	366	483.	508.	299.	1.7	0.7
367	873.	519.	74.	0.5	368	886.	602.	270.	0.1	0.3
369	881.	509.	99.	0.6	370	873.	551.	198.	0.1	0.3
371	877.	534.	78.	0.4	372	837.	441.	281.	0.1	0.3
373	874.	547.	99.	0.5	374	957.	516.	179.	0.1	0.3
375	861.	603.	144.	2.2	376	848.	468.	298.	0.5	1.4
377	858.	506.	163.	0.9	378	849.	641.	353.	0.7	0.8
379	849.	540.	152.	0.8	380	786.	468.	184.	0.2	0.5
381	859.	506.	63.	0.6	382	851.	617.	106.	0.4	1.1
383	854.	508.	32.	0.6	384	936.	542.	149.	0.2	0.5
385	874.	502.	11.	0.7	386	1002.	603.	212.	0.2	0.5
387	854.	513.	19.	0.6	388	745.	562.	160.	0.1	0.3
389	85.	408.	93.	0.5	390	950.	434.	221.	0.1	0.5
391	873.	533.	217.	1.6	392	981.	594.	280.	1.6	1.5
393	905.	505.	79.	0.7	394	915.	703.	279.	0.1	0.4
395	96.	524.	279.	0.7	396	1139.	627.	326.	0.1	0.4
397	885.	602.	72.	1.5	398	809.	624.	291.	0.5	1.0
399	971.	703.	392.	0.4	400	869.	644.	321.	0.1	0.3
401	909.	764.	331.	0.5	402	869.	697.	307.	0.1	0.3
403	975.	701.	306.	0.5	404	903.	741.	305.	0.1	0.3
405	921.	703.	119.	1.4	406	919.	738.	282.	0.1	0.3
407	841.	547.	118.	4.2	408	919.	724.	164.	0.3	2.3
409	849.	505.	214.	0.6	410	857.	547.	177.	0.2	0.5
411	861.	491.	70.	1.2	412	878.	567.	232.	1.3	1.3
413	868.	502.	119.	0.5	414	861.	573.	227.	0.8	0.8
415	861.	473.	227.	0.8	416	879.	584.	249.	0.2	0.5
417	878.	508.	31.	1.0	418	773.	625.	246.	0.3	0.6
419	825.	526.	139.	0.5	420	810.	627.	251.	0.9	0.9
421	888.	653.	165.	0.6	422	913.	536.	173.	0.2	0.5
423	899.	600.	180.	0.7	424	888.	602.	176.	0.6	0.7
425	888.	602.	176.	0.6	426	880.	650.	176.	0.1	0.4
427	909.	554.	175.	0.3	428	710.	555.	199.	0.1	0.2
429	915.	537.	173.	0.1	430	915.	547.	166.	0.1	0.1
431	913.	537.	173.	0.1	432	914.	549.	172.	0.1	0.1
433	889.	486.	184.	0.2	434	882.	599.	170.	0.4	0.6
435	882.	509.	170.	0.7	436	889.	601.	169.	0.5	0.6
437	907.	637.	172.	0.6	438	907.	694.	162.	0.6	0.6
439	915.	715.	166.	0.4	440	927.	687.	163.	0.1	0.3
441	924.	694.	164.	0.2	442	920.	697.	172.	0.1	0.2
443	917.	718.	165.	0.4	444	904.	709.	178.	0.1	0.3
445	907.	711.	174.	0.3	446	909.	716.	163.	0.1	0.2
447	904.	709.	177.	0.3	448	896.	719.	166.	0.1	0.2
449	918.	722.	164.	0.2	450	921.	715.	171.	0.1	0.2

WES DATA COLLECTION SITE E4-28 TREE NO. 10

1	141.	352.	14.	33.5	2	198.	405.	138.	27.2	30.3
3	198.	405.	138.	27.2	4	165.	447.	332.	18.9	22.8
5	185.	447.	332.	12.0	6	244.	438.	453.	11.3	11.6
7	244.	438.	493.	11.3	8	310.	435.	316.	10.9	11.1
9	310.	435.	516.	10.2	10	324.	187.	902.	7.6	8.9
11	311.	433.	519.	10.1	12	310.	429.	522.	10.1	10.1
13	317.	411.	554.	1.9	14	304.	276.	585.	0.2	0.9
15	304.	310.	577.	0.6	16	304.	339.	624.	0.1	0.4
17	318.	299.	728.	1.5	18	310.	193.	617.	0.3	0.9
19	316.	255.	695.	0.6	20	276.	219.	378.	0.1	0.4
21	314.	233.	678.	0.3	22	290.	227.	626.	0.1	0.2
23	321.	249.	805.	1.5	24	310.	56.	930.	0.2	0.9
25	318.	191.	843.	0.9	26	166.	229.	770.	0.1	0.5
27	317.	95.	905.	0.3	28	381.	99.	905.	0.1	0.2
29	324.	187.	902.	4.9	30	419.	29.	979.	2.9	3.9
31	367.	116.	937.	1.5	32	418.	86.	948.	0.1	0.8
33	408.	92.	946.	0.7	34	423.	67.	941.	0.1	0.4
35	419.	80.	943.	0.7	36	438.	91.	940.	0.1	0.4
37	419.	80.	943.	0.6	38	393.	94.	943.	0.1	0.3
39	402.	88.	943.	0.4	40	392.	93.	943.	0.1	0.2

(CONTINUED)

(7 of 34 sheets)

85

TABLE IV-5 (Continued)

NODE NO	SOURCE			DIAM	NODE NO.	TERMINUS			DIAM	AVG STEM DIAM
	X COORD	Y COORD	Z COORD			X COORD	Y COORD	Z COORD		
NES DATA COLLECTION SITE E4-28 TREE NO. 10										
41	392.	101.	942.	0.2	42	402.	106.	948.	0.1	0.2
43	417.	87.	948.	0.4	44	416.	98.	945.	0.1	0.3
45	417.	93.	946.	0.2	46	412.	92.	948.	0.1	0.2
47	405.	52.	968.	1.2	48	455.	80.	983.	0.1	0.7
49	435.	69.	977.	0.3	50	439.	67.	994.	0.1	0.2
51	438.	70.	978.	0.2	52	435.	65.	978.	0.1	0.1
53	440.	72.	978.	0.3	54	447.	68.	975.	0.1	0.2
55	442.	73.	979.	0.2	56	447.	74.	981.	0.1	0.1
57	445.	75.	980.	0.2	58	450.	67.	980.	0.1	0.2
59	451.	79.	982.	0.2	60	501.	58.	1011.	0.1	0.1
61	406.	49.	969.	2.4	62	455.	81.	915.	0.1	1.3
63	411.	52.	964.	0.5	64	421.	77.	982.	0.1	0.3
65	454.	81.	916.	1.5	66	430.	67.	887.	0.1	0.8
67	442.	74.	901.	1.0	68	438.	86.	888.	0.1	0.6
69	446.	83.	893.	0.7	70	445.	67.	904.	0.1	0.4
71	438.	71.	896.	0.1	72	429.	61.	887.	0.1	0.1
73	432.	67.	889.	0.1	74	430.	64.	884.	0.1	0.1
75	455.	81.	915.	0.7	76	460.	74.	907.	0.1	0.4
77	418.	30.	979.	2.0	78	404.	66.	989.	1.5	1.7
79	405.	63.	986.	1.8	80	405.	62.	986.	1.8	1.8
81	405.	62.	986.	1.7	82	400.	75.	989.	0.1	0.9
83	404.	65.	986.	0.3	84	403.	65.	987.	0.1	0.2
85	461.	71.	988.	0.7	86	400.	69.	985.	0.1	0.4
87	324.	187.	902.	3.4	88	426.	133.	964.	1.9	2.6
89	375.	160.	933.	3.0	90	502.	112.	982.	0.2	1.6
91	401.	150.	943.	1.2	92	419.	112.	944.	0.2	0.7
93	489.	117.	977.	1.2	94	546.	89.	992.	0.2	0.7
95	512.	106.	983.	1.1	96	566.	67.	956.	0.2	0.7
97	406.	144.	952.	1.7	98	368.	115.	930.	0.2	0.9
99	407.	143.	952.	1.0	100	447.	139.	986.	0.3	0.7
101	425.	134.	964.	1.7	102	449.	108.	946.	0.5	1.1
103	440.	118.	953.	1.7	104	477.	118.	941.	0.3	1.0
105	449.	168.	947.	1.3	106	471.	96.	959.	0.2	0.8
107	425.	134.	964.	1.0	108	375.	158.	946.	0.2	0.6
109	185.	447.	332.	20.0	110	140.	424.	1015.	12.5	16.3
111	140.	424.	1015.	12.5	112	119.	472.	1127.	13.1	12.8
113	119.	472.	1127.	4.7	114	139.	417.	1208.	3.8	4.2
115	139.	417.	1208.	3.8	116	460.	392.	1153.	1.1	2.4
117	267.	407.	1186.	1.5	118	291.	409.	1057.	0.1	0.8
119	278.	408.	1128.	0.8	120	211.	504.	1114.	0.1	0.4
121	258.	437.	1124.	0.4	122	247.	422.	1081.	0.1	0.2
123	279.	408.	1122.	0.3	124	242.	411.	1108.	0.1	0.2
125	286.	409.	1083.	0.2	126	268.	410.	1075.	0.1	0.1
127	316.	404.	1178.	0.6	128	346.	414.	1172.	0.4	0.5
129	346.	414.	1172.	0.6	130	340.	446.	1175.	0.1	0.3
131	34.	402.	1173.	1.1	132	351.	401.	1172.	1.1	1.1
133	357.	401.	1172.	0.8	134	363.	365.	1163.	0.1	0.4
135	351.	401.	1172.	0.9	136	368.	421.	1185.	0.1	0.5
137	381.	399.	1167.	1.1	138	472.	406.	1201.	0.1	0.6
139	426.	402.	1184.	0.5	140	423.	373.	1184.	0.1	0.3
141	429.	402.	1185.	0.1	142	430.	416.	1190.	0.1	0.1
143	440.	403.	1189.	0.1	144	448.	391.	1185.	0.1	0.1
145	412.	398.	1181.	0.6	146	443.	390.	1153.	0.1	0.3
147	445.	391.	1153.	0.4	148	483.	398.	1125.	0.1	0.2
149	445.	391.	1153.	0.5	150	503.	410.	1170.	0.1	0.3
151	119.	472.	1127.	16.8	152	131.	492.	1212.	14.5	15.7
153	131.	492.	1212.	6.5	154	75.	571.	1286.	5.4	5.9
155	76.	570.	1285.	2.9	156	-4.	456.	1016.	0.3	1.6
157	52.	536.	1205.	2.0	158	-183.	424.	1122.	0.1	1.1
159	52.	536.	1205.	1.8	160	307.	629.	1339.	0.1	0.9
161	180.	583.	1272.	1.6	162	71.	545.	1451.	0.2	0.9
163	36.	513.	1151.	0.9	164	124.	592.	1123.	0.1	0.5
165	28.	501.	1124.	1.2	166	64.	341.	1045.	0.3	0.7
167	75.	571.	1286.	3.6	168	122.	646.	1362.	1.0	2.3
169	87.	590.	1305.	2.1	170	6.	525.	1291.	0.1	1.1
171	38.	551.	1297.	0.6	172	29.	489.	1501.	0.1	0.4
173	38.	551.	1297.	1.1	174	71.	592.	1297.	0.1	0.6
175	56.	573.	1297.	0.2	176	56.	573.	1307.	0.1	0.1
177	65.	584.	1297.	0.2	178	67.	579.	1288.	0.1	0.2
179	26.	541.	1295.	0.2	180	37.	557.	1291.	0.1	0.2
181	33.	549.	1293.	0.1	182	32.	547.	1294.	0.1	0.1
183	14.	531.	1293.	0.2	184	5.	536.	1290.	0.1	0.2
185	75.	571.	1286.	5.4	186	21.	651.	1343.	3.7	4.5
187	21.	651.	1343.	2.8	188	-101.	559.	1222.	0.8	1.8
189	-28.	614.	1295.	1.0	190	29.	572.	1411.	0.1	0.6
191	-28.	614.	1295.	0.8	192	-28.	640.	1282.	0.7	0.8
193	-28.	627.	1288.	0.6	194	-86.	628.	1288.	0.1	0.3
195	-43.	628.	1288.	0.4	196	-81.	609.	1291.	0.1	0.2
197	-28.	640.	1282.	0.4	198	-61.	646.	1271.	0.1	0.3
199	-97.	562.	1225.	1.4	200	46.	517.	1102.	0.1	0.8
201	-47.	546.	1182.	0.7	202	-118.	524.	1244.	0.1	0.4
203	-99.	560.	1223.	0.4	204	-154.	601.	1186.	0.1	0.3
205	-105.	564.	1219.	0.4	206	-148.	532.	1276.	0.1	0.3
207	-99.	560.	1223.	2.1	208	76.	636.	1281.	0.1	1.1
209	-21.	595.	1240.	0.8	210	-19.	572.	1186.	0.1	0.5
211	-12.	598.	1242.	0.8	212	-29.	606.	1337.	0.1	0.5
213	-14.	599.	1251.	0.6	214	-56.	683.	1276.	0.1	0.4
215	-12.	598.	1242.	0.6	216	-22.	621.	1336.	0.1	0.4
217	58.	629.	1257.	1.5	218	102.	610.	1225.	0.2	0.8
219	21.	651.	1343.	2.8	220	-163.	675.	1353.	1.9	2.1
221	-127.	670.	1351.	0.3	222	-141.	659.	1352.	0.1	0.2
223	-134.	664.	1351.	0.1	224	-137.	663.	1353.	0.1	0.1
225	-145.	673.	1352.	0.6	226	-179.	658.	1356.	0.1	0.3

(CONTINUED)

(8 of 34 sheets)

TABLE IV-5 (Continued)

NODE NO.	SOURCE			DIAM	NODE NO.	TERMINUS			DIAM	AVG STEM DIAM
	X COORD	Y COORD	Z COORD			X COORD	Y COORD	Z COORD		
WES DATA COLLECTION SITE E4-28 TREE NO. 10										
227	-145.	673.	1352.	0.6	228	-181.	676.	1359.	0.1	0.3
229	-154.	674.	1353.	0.3	230	-162.	657.	1348.	0.1	0.2
231	131.	492.	1212.	11.9	232	110.	504.	1321.	11.5	11.7
233	110.	504.	1321.	8.9	234	91.	491.	1346.	8.5	8.7
235	91.	491.	1346.	6.2	236	-155.	584.	1388.	1.8	4.0
237	30.	515.	1356.	5.6	238	-51.	333.	1379.	0.3	3.0
239	-3.	442.	1366.	1.7	240	-40.	456.	1369.	0.2	0.9
241	-25.	450.	1367.	0.8	242	-16.	432.	1367.	0.2	0.5
243	-34.	454.	1368.	0.7	244	-30.	443.	1370.	0.1	0.4
245	-19.	406.	1370.	2.8	246	-30.	388.	1468.	0.3	1.5
247	-35.	369.	1375.	2.8	248	-128.	405.	1383.	0.3	1.5
249	-91.	390.	1379.	2.5	250	-108.	384.	1478.	0.3	1.4
251	-119.	401.	1382.	1.8	252	-113.	403.	1462.	0.1	1.0
253	-7.	529.	1363.	4.3	254	-215.	640.	1237.	0.3	2.3
255	-111.	524.	1300.	3.3	256	-177.	359.	1246.	0.3	1.8
257	-138.	494.	1279.	1.3	258	-148.	530.	1443.	0.2	0.7
259	-163.	612.	1269.	3.3	260	-305.	665.	1216.	0.2	1.7
261	-106.	566.	1380.	4.3	262	-362.	633.	1415.	0.3	2.3
263	-208.	593.	1394.	0.7	264	-183.	504.	1410.	0.2	0.4
265	-131.	575.	1384.	1.2	266	-90.	480.	1411.	0.2	0.7
267	-112.	532.	1396.	0.5	268	-70.	529.	1400.	0.1	0.3
269	-96.	494.	1407.	0.4	270	-104.	513.	1411.	0.1	0.2
271	91.	491.	1346.	7.1	272	114.	502.	1439.	7.0	7.1
273	114.	502.	1439.	5.9	274	159.	325.	1482.	1.8	3.9
275	134.	422.	1459.	3.0	276	172.	504.	1434.	0.1	1.5
277	144.	443.	1452.	0.4	278	147.	437.	1446.	0.3	0.4
279	153.	463.	1446.	0.4	280	138.	454.	1452.	0.1	0.3
281	155.	467.	1445.	0.4	282	154.	458.	1443.	0.1	0.3
283	159.	476.	1443.	0.3	284	191.	470.	1442.	0.1	0.2
285	157.	474.	1443.	0.2	286	158.	477.	1443.	0.1	0.2
287	159.	476.	1443.	0.4	288	165.	463.	1446.	0.3	0.4
289	161.	480.	1441.	0.3	290	159.	476.	1444.	0.1	0.2
291	161.	480.	1441.	0.3	292	164.	480.	1438.	0.1	0.2
293	166.	492.	1438.	0.3	294	161.	490.	1431.	0.1	0.2
295	141.	396.	1465.	3.6	296	167.	369.	1466.	3.0	3.3
297	155.	343.	1478.	1.8	298	228.	367.	1511.	0.1	0.9
299	162.	345.	1481.	1.4	300	133.	355.	1550.	0.1	0.8
301	191.	355.	1495.	0.3	302	195.	336.	1486.	0.1	0.2
303	213.	362.	1505.	0.4	304	238.	387.	1503.	0.1	0.2
305	114.	502.	1439.	3.7	306	217.	506.	1661.	1.6	2.7
307	155.	504.	1528.	1.7	308	146.	399.	1663.	0.2	0.9
309	154.	488.	1548.	0.7	310	157.	447.	1580.	0.1	0.4
311	149.	430.	1623.	0.8	312	120.	446.	1662.	0.1	0.4
313	160.	504.	1539.	1.1	314	147.	423.	1630.	0.2	0.6
315	163.	504.	1546.	0.6	316	163.	504.	1570.	0.1	0.3
317	110.	504.	1321.	10.3	318	71.	552.	1360.	9.6	10.0
319	71.	552.	1360.	1.5	320	-5.	848.	1687.	1.8	3.2
321	41.	671.	1491.	3.2	322	196.	522.	1652.	0.7	1.9
323	118.	596.	1572.	1.6	324	86.	618.	1583.	0.3	1.0
325	149.	567.	1604.	1.6	326	143.	569.	1630.	1.0	1.3
327	145.	569.	1622.	1.3	328	159.	574.	1637.	0.1	0.7
329	18.	759.	1589.	0.5	330	17.	737.	1628.	0.5	0.5
331	17.	737.	1627.	0.4	332	18.	710.	1643.	0.1	0.3
333	7.	804.	1638.	0.5	334	-71.	777.	1618.	0.1	0.3
335	71.	552.	1360.	8.5	336	133.	651.	1779.	3.3	5.9
337	96.	592.	1528.	4.3	338	162.	487.	1650.	0.9	2.6
339	155.	497.	1637.	3.8	340	124.	536.	1709.	0.2	1.6
341	155.	497.	1637.	1.7	342	52.	562.	1637.	0.2	1.0
343	127.	641.	1737.	2.6	344	110.	668.	1794.	0.4	1.5
WES DATA COLLECTION SITE E4-28 TREE NO. 11										
1	-336.	-5.	29.	9.5	2	-329.	11.	160.	8.0	8.7
3	-329.	11.	160.	8.0	4	-375.	-18.	307.	8.1	8.0
5	-359.	-8.	256.	1.2	6	-354.	-12.	334.	0.2	0.7
7	-375.	-18.	307.	7.4	8	-456.	-23.	550.	6.8	7.1
9	-387.	-19.	344.	0.7	10	-377.	-20.	394.	0.1	0.4
11	-382.	-19.	369.	0.1	12	-380.	-11.	382.	0.1	0.1
13	-382.	-19.	371.	0.1	14	-373.	-23.	375.	0.1	0.1
15	-379.	-19.	387.	0.1	16	-389.	-20.	389.	0.1	0.1
17	-379.	-19.	387.	0.1	18	-372.	-11.	387.	0.1	0.1
19	-444.	-22.	514.	0.7	20	-412.	-24.	535.	0.1	0.4
21	-456.	-23.	550.	2.0	22	-376.	-151.	598.	1.3	1.7
23	-412.	-93.	576.	0.8	24	-415.	-99.	623.	0.1	0.5
25	-404.	-106.	581.	0.3	26	-412.	-92.	583.	0.1	0.2
27	-383.	-138.	593.	0.4	28	-382.	-122.	593.	0.1	0.3
29	-384.	-138.	593.	0.3	30	-374.	-137.	581.	0.1	0.2
31	-377.	-150.	597.	0.8	32	-368.	-121.	605.	0.1	0.4
33	-377.	-150.	597.	0.4	34	-343.	-129.	598.	0.1	0.3
35	-436.	-23.	580.	6.1	36	-397.	-261.	710.	4.9	5.5
37	-450.	-47.	566.	1.8	38	-436.	10.	631.	0.3	1.1
39	-436.	10.	631.	0.3	40	-448.	57.	675.	0.1	0.2
41	-436.	10.	631.	0.4	42	-421.	28.	643.	0.1	0.2
43	-436.	10.	631.	1.3	44	-427.	-20.	600.	0.1	0.7
45	-436.	10.	631.	0.7	46	-487.	-3.	631.	0.1	0.4
47	-449.	-51.	569.	1.2	48	-469.	-98.	659.	0.3	0.8
49	-456.	-67.	601.	0.6	50	-433.	-118.	684.	0.1	0.7
51	-441.	-82.	590.	1.2	52	-459.	-136.	693.	0.2	0.7
53	-430.	-130.	622.	1.7	54	-413.	-89.	730.	0.2	0.7
55	-426.	-122.	644.	0.9	56	-481.	-87.	670.	0.1	0.3
57	-415.	-189.	662.	1.2	58	-418.	-202.	719.	0.9	1.1
59	-418.	-202.	719.	0.9	60	-363.	-179.	779.	0.4	0.6
61	-418.	-202.	719.	1.0	62	-455.	-110.	781.	0.2	0.6

(CONTINUED)

(9 of 34 sheets)

TABLE IV-5 (Continued)

NODE NO.	SOURCE			DIAM	NODE NO.	TERMINUS			DIAM	AVG STEM DIAM
	X COORD	Y COORD	Z COORD			X COORD	Y COORD	Z COORD		
WES DATA COLLECTION SITE E4-28 TREE NO. 11										
63	-448.	-129.	768.	0.6	64	-533.	-108.	776.	0.1	0.4
65	-448.	-129.	768.	0.8	66	-476.	-196.	700.	0.1	0.4
67	-412.	-201.	670.	1.2	68	-478.	-213.	726.	0.2	0.7
69	-397.	-261.	710.	2.4	70	-641.	-148.	901.	2.2	2.3
71	-404.	-257.	715.	0.1	72	-405.	-289.	725.	0.1	0.4
73	-604.	-165.	873.	0.4	74	-597.	-179.	874.	0.4	0.4
75	-597.	-179.	874.	0.4	76	-597.	-178.	915.	0.1	0.2
77	-639.	-149.	899.	1.0	78	-556.	-293.	1007.	0.2	0.6
79	-589.	-235.	964.	0.8	80	-723.	-194.	1001.	0.1	0.4
81	-569.	-272.	991.	0.4	82	-526.	-309.	1008.	0.1	0.2
83	-639.	-149.	899.	1.7	84	-945.	-189.	1090.	0.1	0.9
85	-669.	-153.	918.	1.0	86	-863.	19.	1050.	0.1	0.6
87	-884.	-181.	1052.	0.2	88	-927.	-203.	1076.	0.1	0.1
89	-915.	-185.	1071.	0.2	90	-944.	-172.	1088.	0.1	0.1
91	-397.	-281.	710.	4.3	92	-788.	-217.	936.	1.3	2.8
93	-405.	-260.	714.	0.4	94	-371.	-256.	770.	0.1	0.3
95	-675.	-228.	879.	1.3	96	-696.	-288.	896.	0.2	0.7
97	-679.	-228.	882.	1.3	98	-683.	-206.	883.	1.1	1.2
99	-693.	-226.	891.	1.7	100	-668.	-245.	972.	0.1	0.9
101	-677.	-238.	943.	0.7	102	-645.	-214.	961.	0.1	0.4
103	-701.	-229.	895.	0.6	104	-678.	-241.	929.	0.2	0.4
105	-731.	-222.	913.	0.6	106	-692.	-187.	983.	0.1	0.4
107	-731.	-222.	913.	2.1	108	-712.	-236.	974.	0.1	1.1
109	-719.	-230.	950.	1.1	110	-744.	-248.	962.	0.1	0.6
111	-731.	-222.	913.	0.6	112	-794.	-229.	898.	0.3	0.5
113	-336.	-5.	29.	21.8	114	-332.	42.	159.	15.9	18.8
119	-338.	-9.	30.	0.7	116	-338.	10.	112.	0.2	0.4
117	-336.	-5.	30.	0.7	118	-321.	-56.	158.	0.2	0.4
119	-335.	4.	59.	0.4	120	-395.	47.	15.	0.2	0.3
121	-332.	42.	159.	15.9	122	-324.	147.	392.	16.8	16.3
123	-330.	63.	206.	1.6	124	-407.	57.	206.	1.1	1.4
125	-388.	59.	206.	1.3	126	-383.	123.	282.	0.2	0.7
127	-387.	88.	217.	0.9	128	-384.	34.	197.	0.3	0.4
129	-406.	57.	206.	0.8	130	-368.	55.	272.	0.1	0.4
131	-371.	55.	269.	0.5	132	-315.	59.	233.	0.1	0.3
133	-371.	55.	266.	0.3	134	-368.	17.	266.	0.2	0.2
135	-406.	57.	206.	1.1	136	-478.	59.	218.	0.2	0.6
137	-406.	57.	206.	1.0	138	-438.	98.	160.	0.2	0.6
139	-430.	88.	171.	0.5	140	-412.	67.	165.	0.2	0.3
141	-327.	105.	299.	2.4	142	-353.	30.	459.	0.3	1.4
143	-328.	104.	302.	0.7	144	-306.	40.	361.	0.4	0.5
145	-326.	126.	345.	4.8	146	-324.	100.	676.	0.3	2.5
147	-325.	114.	494.	1.9	148	-289.	66.	520.	0.2	1.1
149	-325.	114.	494.	0.2	150	-319.	214.	486.	0.2	0.2
151	-324.	103.	643.	0.5	152	-321.	152.	652.	0.2	0.4
153	-324.	103.	643.	9.7	154	-437.	151.	648.	0.1	0.4
155	-325.	142.	380.	2.4	156	-332.	246.	525.	0.3	1.4
157	-328.	183.	436.	0.8	158	-331.	130.	433.	0.1	0.5
159	-328.	194.	453.	1.4	160	-320.	310.	538.	0.1	0.8
161	-324.	144.	385.	4.8	162	-326.	165.	601.	0.3	2.5
163	-324.	144.	389.	1.4	164	-320.	200.	456.	0.1	0.8
165	-326.	160.	547.	1.9	166	-296.	56.	537.	0.1	1.0
167	-311.	108.	542.	1.3	168	-309.	113.	607.	0.2	0.8
169	-326.	162.	568.	1.9	170	-314.	120.	572.	0.3	1.1
171	-326.	163.	579.	1.0	172	-329.	123.	597.	0.1	0.5
173	-324.	147.	392.	16.8	174	-412.	172.	655.	12.7	14.7
175	-385.	169.	976.	0.9	176	-376.	167.	617.	0.3	0.4
177	-382.	166.	593.	0.3	178	-369.	199.	613.	0.1	0.2
179	-382.	166.	593.	0.3	180	-388.	136.	806.	0.1	0.2
181	-387.	142.	604.	0.1	182	-390.	145.	605.	0.1	0.1
183	-387.	139.	605.	0.1	184	-386.	143.	607.	0.1	0.1
185	-379.	166.	609.	0.1	186	-381.	168.	617.	0.1	0.1
187	-378.	167.	613.	0.1	188	-387.	183.	615.	0.1	0.1
189	-378.	167.	613.	0.1	190	-382.	168.	615.	0.1	0.1
191	-411.	172.	653.	0.8	192	-380.	181.	617.	0.2	0.5
193	-408.	173.	669.	0.5	194	-422.	86.	718.	0.1	0.3
195	-416.	121.	699.	0.7	196	-417.	126.	718.	0.1	0.1
197	-397.	176.	727.	0.2	198	-442.	189.	745.	0.1	0.1
199	-397.	176.	727.	0.2	200	-411.	127.	777.	0.1	0.1
201	-392.	177.	751.	0.1	202	-379.	207.	759.	0.1	0.1
203	-386.	179.	784.	0.2	204	-423.	168.	801.	0.1	0.1
205	-411.	172.	653.	0.8	206	-374.	169.	694.	0.3	0.6
207	-392.	171.	673.	0.2	208	-390.	187.	877.	0.1	0.1
209	-411.	172.	653.	0.8	210	-346.	194.	672.	0.5	0.7
211	-386.	159.	666.	0.4	212	-376.	168.	706.	0.1	0.3
213	-347.	154.	672.	0.4	214	-370.	180.	724.	0.1	0.3
215	-411.	172.	653.	0.5	216	-411.	105.	671.	0.2	0.3
217	-412.	172.	655.	12.7	218	-505.	295.	914.	11.8	12.3
219	-472.	292.	824.	2.9	220	-394.	355.	901.	0.6	1.6
221	-449.	283.	847.	0.6	222	-458.	296.	905.	0.1	0.4
223	-449.	283.	847.	0.6	224	-431.	299.	786.	0.1	0.4
225	-447.	285.	848.	0.8	226	-394.	314.	854.	0.1	0.4
227	-447.	285.	848.	0.6	228	-483.	258.	848.	0.1	0.4
229	-477.	258.	837.	2.5	230	-426.	278.	909.	0.6	1.6
231	-472.	260.	844.	2.3	232	-376.	222.	831.	0.5	1.4
233	-431.	276.	902.	1.0	234	-474.	293.	951.	0.2	0.6
235	-309.	299.	914.	4.2	236	-903.	370.	987.	3.7	4.0
237	-522.	317.	936.	0.6	238	-515.	327.	1031.	0.1	0.4
239	-516.	323.	988.	0.1	240	-546.	319.	990.	0.1	0.1
241	-505.	295.	914.	3.5	242	-424.	227.	994.	1.4	2.9
243	-429.	228.	993.	1.4	244	-380.	208.	1009.	0.4	0.9
245	-429.	228.	993.	1.2	246	-418.	273.	1019.	0.1	0.7

(CONTINUED)

(10 of 14 sheets)

88

TABLE IV-5 (Continued)

NODE NO.	SOURCE			DIAM	NODE NO.	TERMINUS			DIAM	AVG STEM DIAM
	X COORD	Y COORD	Z COORD			X COORD	Y COORD	Z COORD		
WES DATA COLLECTION SITE E4-28 TREE NO. 11										
247	-424.	237.	998.	0.9	248	-428.	263.	1044.	0.1	0.9
249	-505.	295.	914.	10.6	250	-515.	322.	1079.	10.8	10.7
251	-512.	314.	1030.	0.5	252	-577.	137.	1099.	0.1	0.3
253	-545.	225.	1664.	0.2	254	-423.	291.	1125.	0.1	0.2
259	-515.	322.	1078.	0.3	256	-502.	305.	1142.	0.2	0.3
257	-515.	322.	1079.	3.4	258	-370.	680.	1431.	2.3	3.1
259	-493.	378.	1132.	2.3	260	-625.	701.	1918.	0.1	1.2
261	-506.	408.	1171.	0.5	262	-478.	442.	1236.	0.1	0.3
263	-490.	383.	1139.	0.7	264	-446.	407.	1152.	0.7	0.7
265	-446.	407.	1152.	0.7	266	-449.	319.	1209.	0.1	0.4
267	-371.	676.	1428.	0.7	268	-319.	547.	1499.	0.1	0.4
269	-371.	676.	1428.	2.0	270	-370.	709.	1468.	1.7	1.8
271	-378.	699.	1458.	0.4	272	-371.	707.	1462.	0.4	0.4
273	-370.	703.	1460.	0.4	274	-419.	713.	1489.	0.1	0.3
275	-370.	703.	1460.	0.3	276	-331.	697.	1484.	0.1	0.2
277	-370.	706.	1464.	0.4	278	-371.	699.	1461.	0.4	0.4
279	-371.	700.	1461.	0.4	280	-380.	699.	1461.	0.1	0.2
281	-370.	709.	1467.	0.3	282	-371.	729.	1521.	0.1	0.2
283	-515.	322.	1079.	2.8	284	-528.	400.	1181.	1.8	2.3
285	-522.	361.	1130.	1.0	286	-533.	298.	1122.	0.1	0.5
287	-527.	392.	1171.	1.7	288	-520.	315.	1176.	0.1	0.9
289	-522.	338.	1175.	0.5	290	-534.	348.	1140.	0.1	0.3
291	-528.	399.	1180.	1.0	292	-537.	349.	1173.	0.1	0.5
293	-528.	399.	1180.	1.7	294	-523.	429.	1279.	0.2	0.9
295	-528.	403.	1195.	1.0	296	-519.	358.	1249.	0.1	0.6
297	-515.	322.	1079.	8.4	298	-463.	339.	1151.	8.1	8.2
299	-463.	339.	1151.	2.8	300	-404.	427.	1181.	2.3	2.6
301	-461.	342.	1151.	0.4	302	-459.	427.	1147.	0.4	0.4
303	-422.	401.	1158.	0.7	304	-393.	414.	1159.	0.1	0.4
305	-417.	403.	1158.	0.1	306	-411.	404.	1159.	0.1	0.1
307	-416.	403.	1158.	0.2	308	-412.	395.	1158.	0.1	0.2
309	-405.	427.	1161.	1.7	310	-355.	436.	1146.	1.7	1.7
311	-385.	430.	1155.	0.5	312	-365.	456.	1204.	0.1	0.3
313	-355.	456.	1146.	1.0	314	-332.	464.	1141.	0.3	0.7
315	-463.	339.	1151.	8.1	316	-558.	644.	1365.	6.4	7.3
317	-506.	476.	1247.	3.2	318	-610.	141.	1145.	0.2	1.7
319	-557.	641.	1363.	1.2	320	-509.	795.	1603.	0.4	0.8
321	-550.	664.	1399.	0.8	322	-287.	662.	1519.	0.1	0.5
323	-558.	644.	1365.	2.6	324	-350.	555.	1224.	1.0	1.8
325	-475.	609.	1308.	1.5	326	-357.	711.	1206.	0.1	0.8
327	-998.	844.	1365.	3.2	328	-347.	280.	1301.	1.0	2.1
329	-495.	535.	1346.	1.6	330	-241.	992.	1513.	0.3	1.0
331	-393.	678.	1413.	0.8	332	-361.	632.	1760.	0.1	0.4
333	-349.	284.	1302.	1.6	334	-325.	325.	1617.	0.2	0.9
335	-331.	319.	1539.	0.6	336	119.	481.	1526.	0.2	0.4
337	-327.	321.	1586.	0.6	338	-421.	483.	1735.	0.1	0.4
339	-349.	284.	1302.	1.9	340	-201.	605.	1154.	0.1	1.0
341	-349.	284.	1302.	2.4	342	-193.	592.	990.	0.2	1.3
343	-998.	844.	1365.	0.4	344	-251.	388.	1426.	0.6	6.0
345	-405.	516.	1396.	1.9	346	-368.	547.	1633.	0.1	1.0
347	-369.	948.	1631.	1.0	348	-220.	656.	1690.	0.1	0.5
349	-279.	612.	1666.	0.3	350	-227.	573.	1708.	0.1	0.2
351	-279.	612.	1666.	0.3	352	-204.	594.	1663.	0.1	0.2
353	-405.	516.	1396.	0.6	354	-304.	628.	1455.	0.1	0.4
355	-400.	522.	1398.	0.6	356	-323.	437.	1308.	0.1	0.3
357	-377.	496.	1371.	0.3	358	-362.	512.	1317.	0.1	0.2
359	-361.	479.	1393.	0.2	360	-351.	491.	1313.	0.1	0.2
361	-385.	538.	1407.	0.3	362	-355.	530.	1418.	0.3	0.3
363	-355.	530.	1418.	0.2	364	-370.	526.	1464.	0.1	0.1
365	-334.	594.	1437.	0.3	366	-341.	516.	1458.	0.1	0.2
367	-341.	517.	1458.	0.1	368	-397.	520.	1478.	0.1	0.1
369	-357.	520.	1475.	0.1	370	-350.	492.	1472.	0.1	0.1
371	-343.	465.	1408.	1.3	372	-230.	627.	1446.	0.1	0.7
373	-338.	473.	1410.	1.0	374	-190.	491.	1472.	0.1	0.6
375	-293.	478.	1428.	0.3	376	-248.	461.	1425.	0.1	0.2
377	-191.	491.	1471.	0.1	378	-166.	488.	1491.	0.1	0.1
379	-191.	491.	1471.	0.2	380	-162.	496.	1485.	0.1	0.1
381	-191.	491.	1471.	0.1	382	-167.	488.	1473.	0.1	0.1
383	-191.	491.	1471.	0.1	384	-179.	481.	1476.	0.1	0.1
385	-232.	624.	1445.	0.6	386	-153.	539.	1527.	0.1	0.4
387	-216.	607.	1462.	0.1	388	-212.	612.	1464.	0.1	0.1
389	-208.	599.	1470.	0.1	390	-190.	618.	1493.	0.1	0.1
391	-255.	390.	1425.	1.9	392	-181.	452.	1556.	0.6	1.3
393	-244.	400.	1445.	0.4	394	-268.	421.	1519.	0.1	0.2
395	-233.	409.	1465.	0.4	396	-231.	427.	1543.	0.1	0.2
397	-255.	390.	1425.	3.2	398	-105.	516.	1282.	0.3	1.7
399	-225.	418.	1397.	0.6	400	-269.	452.	1319.	0.1	0.4
401	-260.	445.	1334.	0.3	402	-271.	414.	1355.	0.1	0.2
403	-217.	422.	1390.	2.7	404	-203.	410.	1270.	0.3	1.9
405	-211.	417.	1342.	2.5	406	-116.	497.	1293.	0.9	1.5
407	-184.	457.	1317.	1.2	408	-94.	381.	1313.	0.2	0.7
409	-207.	413.	1300.	1.4	410	-146.	464.	1269.	0.1	0.8
411	-185.	468.	1339.	1.0	412	-242.	530.	1203.	0.2	0.6
413	-127.	497.	1303.	0.3	414	-151.	408.	1275.	0.1	0.2
WES DATA COLLECTION SITE E4-28 TREE NO. 12										
1	-34.	484.	36.	40.0	2	-32.	491.	152.	37.5	38.7
3	-32.	491.	132.	26.5	4	-41.	488.	181.	21.8	24.1
5	-41.	488.	181.	21.8	6	-89.	448.	638.	18.6	20.2
7	-89.	448.	638.	7.2	8	-167.	430.	718.	2.3	2.3
9	-89.	448.	638.	14.9	10	-95.	455.	727.	17.8	18.9
11	-99.	459.	727.	3.0	12	-31.	471.	786.	2.9	2.9

(CONTINUED)

(11 of 34 sheets)

TABLE IV-5 (Continued)

NODE NO.	SOURCE			DIAM.	NODE NO.	TERMINUS			DIAM.	AVG STEM DIAM.
	X COORD	Y COORD	Z COORD			X COORD	Y COORD	Z COORD		
WES DATA COLLECTION SITE E4-28 TREE NO. 12										
13	-32.	471.	786.	2.7	14	41.	452.	833.	2.4	2.5
15	37.	453.	831.	1.1	16	71.	462.	774.	0.4	0.7
17	-32.	471.	786.	2.2	18	48.	451.	942.	1.5	1.9
19	40.	453.	927.	0.7	20	58.	384.	927.	0.3	0.5
21	42.	452.	931.	2.1	22	112.	290.	917.	0.0	1.2
23	105.	306.	918.	2.1	24	106.	308.	724.	0.6	1.4
25	-95.	455.	727.	3.7	26	-170.	483.	788.	3.3	3.5
27	-169.	483.	788.	3.0	28	-167.	484.	792.	3.0	3.0
29	-167.	484.	792.	2.9	30	-153.	479.	788.	2.7	2.8
31	-154.	479.	788.	2.4	32	-148.	484.	804.	2.4	2.4
33	-148.	484.	804.	2.3	34	-167.	477.	812.	0.1	1.2
35	-95.	455.	727.	17.8	36	-79.	454.	752.	17.8	17.8
37	-79.	454.	752.	17.8	38	-74.	425.	820.	15.2	16.5
39	-74.	425.	820.	4.8	40	-101.	533.	924.	3.0	3.9
41	-79.	446.	841.	2.4	42	-80.	445.	902.	0.7	1.6
43	-86.	473.	867.	1.1	44	-99.	304.	688.	0.2	0.7
45	-86.	473.	867.	1.2	46	-81.	494.	907.	1.0	1.1
47	-81.	494.	907.	0.7	48	-64.	428.	870.	0.2	0.5
49	-101.	532.	925.	2.4	50	-38.	620.	1031.	1.0	1.7
51	-74.	475.	890.	13.7	52	-86.	418.	987.	12.8	13.4
53	-86.	418.	987.	3.4	54	-277.	461.	1040.	1.8	2.6
55	-109.	422.	993.	2.7	56	-239.	201.	1193.	0.1	1.4
57	-239.	453.	1030.	0.7	58	-266.	483.	1035.	0.1	0.4
59	-267.	459.	1036.	0.5	60	-281.	484.	1090.	0.2	0.3
61	-86.	418.	987.	3.5	62	-165.	369.	952.	1.7	2.6
63	-149.	379.	959.	0.9	64	-158.	367.	959.	0.7	0.8
65	-164.	369.	952.	1.8	66	-201.	310.	952.	1.4	1.6
67	-86.	418.	987.	11.2	68	-75.	431.	1038.	11.3	11.3
69	-75.	431.	1038.	11.3	70	-78.	427.	1088.	10.7	11.0
71	-78.	427.	1088.	5.3	72	-95.	550.	1099.	3.3	4.3
73	-90.	513.	1096.	1.6	74	-97.	496.	1097.	0.8	1.2
75	-97.	496.	1097.	0.6	76	-101.	505.	1077.	0.1	0.4
77	-95.	549.	1099.	2.1	78	-96.	545.	1111.	2.1	2.1
79	-96.	545.	1111.	2.1	80	-89.	502.	1155.	0.1	1.1
81	-94.	537.	1120.	0.4	82	-89.	572.	1129.	0.1	0.3
83	-91.	515.	1142.	0.4	84	-88.	537.	1131.	0.1	0.3
85	-91.	510.	1146.	0.3	86	-89.	522.	1141.	0.1	0.2
87	-95.	549.	1099.	2.1	88	-82.	425.	1099.	1.1	1.6
89	-89.	487.	1099.	0.6	90	-88.	450.	1099.	0.1	0.4
91	-82.	425.	1099.	1.1	92	-84.	409.	1197.	0.1	0.6
93	-78.	427.	1088.	8.2	94	-153.	376.	1228.	6.1	8.2
95	-153.	376.	1228.	5.4	96	-145.	387.	1432.	2.3	3.9
97	-149.	381.	1330.	1.4	98	-132.	370.	1331.	1.4	1.4
99	-146.	386.	1412.	1.1	100	-143.	376.	1411.	1.1	1.1
101	-153.	376.	1228.	3.6	102	-159.	355.	1361.	2.8	3.2
103	-154.	370.	1268.	0.9	104	-155.	375.	1280.	0.4	0.6
105	-155.	374.	1277.	0.7	106	-160.	363.	1276.	0.2	0.5

WES DATA COLLECTION SITE E4-28 TREE NO. 13

1	-400.	-35.	48.	33.0	2	-381.	-34.	152.	26.1	29.5
3	-381.	-34.	152.	26.1	4	-362.	-31.	351.	23.9	29.0
5	-376.	-33.	212.	1.3	6	-461.	-21.	263.	0.9	0.9
7	-365.	-31.	321.	1.8	8	-371.	-35.	401.	0.5	1.2
9	-362.	-31.	351.	23.9	10	-322.	65.	810.	22.8	23.4
11	-367.	-30.	356.	1.2	12	-363.	-28.	403.	0.2	0.7
13	-326.	55.	764.	14.4	14	-282.	11.	835.	0.2	7.3
15	-322.	65.	810.	15.9	16	-312.	37.	867.	16.4	16.2
17	-317.	37.	867.	5.8	18	-340.	91.	922.	4.9	5.4
19	-312.	37.	867.	4.7	20	-545.	36.	1108.	2.9	3.8
21	-428.	36.	988.	2.8	22	-655.	94.	998.	0.1	1.5
23	-451.	42.	989.	1.1	24	-454.	41.	918.	0.1	0.6
25	-644.	91.	998.	1.4	26	-632.	46.	1002.	0.3	0.8
27	-653.	94.	998.	0.7	28	-678.	87.	959.	0.1	0.4
29	-653.	94.	998.	0.8	30	-659.	92.	1045.	0.1	0.5
31	-510.	36.	1072.	0.7	32	-449.	36.	1173.	0.1	0.4
33	-542.	36.	1106.	0.9	34	-671.	36.	1143.	0.1	0.5
35	-542.	36.	1106.	0.9	36	-541.	36.	1206.	0.1	0.5
37	-542.	36.	1126.	0.5	38	-613.	36.	1127.	0.1	0.3
39	-312.	37.	867.	7.8	40	-305.	32.	1012.	6.6	7.2
41	-305.	32.	1012.	6.6	42	-334.	-4.	1063.	6.3	6.4
43	-333.	-4.	1063.	6.5	44	-369.	75.	1212.	0.2	3.3
45	-368.	75.	1211.	2.6	46	-368.	74.	1297.	0.3	1.5
47	-366.	56.	1175.	1.6	48	-332.	14.	1189.	0.3	1.0
49	-305.	32.	1012.	4.9	50	-225.	18.	1116.	3.9	4.2
51	-226.	18.	1115.	2.0	52	-189.	-18.	1235.	0.1	1.1
53	-226.	18.	1115.	4.2	54	-238.	39.	1203.	3.9	4.1
55	-238.	39.	1203.	3.8	56	-131.	-29.	1224.	0.2	2.0
57	-322.	65.	810.	19.7	58	-223.	123.	943.	20.4	20.1
59	-223.	123.	943.	10.6	60	-271.	115.	1389.	3.7	7.2
61	-236.	121.	1010.	1.1	62	-245.	79.	1009.	0.5	0.8
63	-233.	121.	1032.	2.7	64	-67.	62.	1067.	0.9	1.6
65	-216.	115.	1035.	0.8	66	-224.	80.	1037.	0.1	0.9
67	-183.	103.	1042.	0.5	68	-195.	137.	1042.	0.1	0.3
69	-186.	112.	1042.	0.3	70	-205.	107.	1092.	0.1	0.8
71	-97.	71.	1061.	0.5	72	-66.	66.	1066.	0.1	0.3
73	-252.	118.	1210.	2.7	74	-471.	154.	1244.	6.9	1.6
75	-307.	127.	1219.	0.7	76	-366.	147.	1244.	0.1	0.4
77	-307.	127.	1219.	1.1	78	-324.	65.	1174.	0.1	0.6
79	-316.	93.	1194.	0.3	80	-326.	84.	1174.	0.1	0.2
81	-381.	139.	1231.	0.5	82	-386.	122.	1217.	0.5	0.5
83	-386.	122.	1218.	0.5	84	-410.	134.	1220.	0.1	0.3
85	-394.	141.	1233.	0.5	86	-397.	132.	1224.	0.5	0.5

(CONTINUED)

(12 of 36 sheets)

TABLE IV-5 (Continued)

NODE NO.	SOURCE			DIAM	NODE NO.	TERMINUS			DIAM	AVG STEM DIAM
	X COORD	Y COORD	Z COORD			X COORD	Y COORD	Z COORD		
NES DATA COLLECTION SITE E4-28 TREE NO. 13										
87	-397.	152.	1264.	0.5	88	-391.	174.	1274.	0.1	0.3
89	-427.	147.	1238.	0.5	90	-443.	105.	1238.	0.1	0.3
91	-259.	117.	1277.	2.1	92	-326.	116.	1288.	2.1	2.1
93	-325.	116.	1287.	2.1	94	-326.	97.	1281.	1.7	1.9
95	-263.	117.	1282.	2.1	96	-385.	93.	1326.	0.5	1.3
97	-346.	98.	1319.	0.6	98	-373.	138.	1324.	0.1	0.4
99	-262.	116.	1300.	1.6	100	-217.	117.	1304.	1.6	1.6
101	-223.	123.	943.	10.1	102	-169.	166.	1015.	10.7	10.4
103	-169.	166.	1015.	5.0	104	-118.	305.	1297.	2.9	4.0
105	-119.	303.	1294.	0.5	106	-109.	276.	1332.	0.1	0.3
107	-119.	303.	1294.	2.5	108	-127.	327.	1314.	2.0	2.2
109	-127.	327.	1313.	1.0	110	-120.	347.	1341.	0.1	0.6
111	-169.	166.	1015.	10.7	112	-91.	236.	1096.	10.4	10.5
113	-91.	236.	1096.	8.6	114	-94.	257.	1119.	8.7	8.7
115	-94.	257.	1119.	6.9	116	-144.	328.	1168.	7.1	7.0
117	-144.	328.	1168.	5.3	118	-38.	403.	1568.	1.9	3.6
119	-69.	380.	1448.	1.1	120	-32.	354.	1518.	0.3	0.7
121	-69.	380.	1448.	1.3	122	-138.	429.	1541.	0.3	0.8
123	-94.	257.	1119.	5.6	124	-10.	319.	1134.	5.3	5.4
125	-10.	319.	1134.	4.8	126	199.	214.	1271.	1.6	3.2
127	157.	235.	1244.	2.4	128	101.	227.	1336.	0.2	1.3
129	178.	224.	1257.	1.0	130	250.	260.	1244.	0.2	0.6
131	-91.	236.	1096.	6.7	132	-62.	249.	1241.	7.0	6.8
133	-82.	249.	1241.	3.8	134	-58.	303.	1257.	3.5	3.6
135	-58.	302.	1257.	1.1	136	-121.	302.	1294.	0.2	0.6
137	-62.	249.	1241.	3.2	138	-11.	303.	1247.	2.6	2.9
139	-12.	302.	1247.	1.6	140	-16.	307.	1328.	0.2	0.9
141	-14.	304.	1263.	1.0	142	-12.	331.	1327.	0.2	0.6
143	-62.	249.	1241.	5.4	144	-140.	199.	1480.	1.6	3.5
145	-93.	229.	1337.	0.5	146	-114.	243.	1341.	0.3	0.4
147	-105.	221.	1372.	1.3	148	-72.	308.	1420.	0.3	0.8
149	-92.	257.	1392.	0.5	150	-69.	239.	1404.	0.1	0.3
151	-139.	199.	1478.	1.1	152	-107.	207.	1497.	0.3	0.7
153	-62.	249.	1241.	3.2	154	14.	216.	1389.	1.3	2.2
155	-28.	234.	1308.	0.6	156	34.	262.	1309.	0.2	0.4
NES DATA COLLECTION SITE E4-28 TREE NO. 14										
1	-436.	-44.	38.	17.1	2	-445.	-36.	155.	16.1	16.6
3	-445.	-36.	155.	16.1	4	-460.	-17.	503.	12.8	14.5
5	-460.	-17.	503.	7.7	6	-524.	9.	593.	6.9	7.3
7	-524.	9.	593.	2.1	8	-584.	76.	554.	1.3	1.7
9	-583.	75.	555.	0.8	10	-586.	73.	525.	0.4	0.6
11	-586.	73.	526.	0.7	12	-608.	53.	526.	0.1	0.4
13	-583.	75.	555.	1.2	14	-609.	47.	563.	0.1	0.7
15	-592.	65.	557.	0.9	16	-602.	76.	529.	0.1	0.5
17	-524.	9.	593.	6.7	18	-598.	29.	650.	5.5	6.1
19	-598.	29.	650.	2.8	20	-805.	159.	640.	1.5	2.2
21	-722.	107.	644.	0.6	22	-791.	83.	631.	0.1	0.5
23	-770.	90.	635.	0.4	24	-782.	109.	616.	0.1	0.3
25	-743.	120.	643.	0.6	26	-766.	106.	618.	0.1	0.4
27	-747.	117.	638.	0.2	28	-755.	110.	641.	0.1	0.2
29	-764.	133.	642.	0.6	30	-763.	86.	655.	0.1	0.4
31	-768.	136.	642.	0.6	32	-802.	128.	608.	0.1	0.4
33	-598.	29.	650.	4.9	34	-630.	51.	689.	4.6	4.8
35	-630.	51.	639.	1.9	36	-724.	14.	657.	1.4	1.6
37	-723.	14.	657.	1.3	38	-693.	2.	556.	0.1	0.7
39	-717.	12.	637.	0.5	40	-733.	-24.	620.	0.9	0.5
41	-708.	8.	606.	0.2	42	-731.	-2.	587.	0.1	0.1
43	-630.	51.	689.	1.7	44	-626.	119.	698.	1.4	1.5
45	-629.	65.	691.	1.0	46	-633.	59.	703.	0.1	0.6
47	-631.	61.	699.	0.5	48	-646.	58.	699.	0.1	0.3
49	-626.	119.	698.	0.9	50	-625.	104.	765.	0.1	0.5
51	-626.	114.	718.	0.3	52	-620.	127.	717.	0.1	0.2
53	-630.	51.	689.	4.3	54	-672.	51.	724.	4.1	4.2
55	-672.	51.	724.	2.2	56	-680.	192.	776.	1.6	1.9
57	-675.	100.	742.	1.3	58	-678.	47.	796.	0.1	0.7
59	-677.	60.	782.	0.5	60	-676.	39.	803.	0.1	0.3
61	-678.	52.	790.	0.5	62	-702.	34.	824.	0.1	0.3
63	-680.	190.	775.	0.4	64	-703.	172.	783.	0.1	0.3
65	-680.	190.	775.	0.5	66	-660.	168.	783.	0.1	0.3
67	-672.	51.	724.	3.6	68	-760.	81.	741.	2.8	3.2
69	-676.	52.	725.	0.9	70	-694.	48.	731.	0.2	0.5
71	-685.	50.	728.	0.5	72	-686.	50.	731.	0.1	0.3
73	-698.	60.	729.	0.9	74	-703.	33.	736.	0.2	0.5
75	-701.	41.	734.	0.3	76	-703.	40.	735.	0.1	0.2
77	-703.	61.	730.	1.4	78	-711.	58.	727.	1.4	1.4
79	-711.	58.	727.	1.4	80	-697.	99.	727.	0.1	0.8
81	-708.	66.	727.	0.6	82	-789.	62.	754.	0.1	0.3
83	-711.	58.	727.	0.4	84	-737.	60.	715.	0.1	0.2
85	-759.	81.	741.	0.7	86	-789.	77.	750.	0.2	0.5
87	-759.	81.	741.	1.1	88	-776.	77.	734.	0.7	0.9
89	-776.	77.	735.	0.3	90	-776.	80.	734.	0.1	0.2
91	-776.	77.	735.	0.3	92	-776.	77.	737.	0.1	0.2
93	-460.	-17.	503.	10.7	94	-438.	-73.	656.	10.1	10.4
95	-438.	-73.	656.	4.3	96	-534.	-144.	705.	3.6	4.0
97	-519.	-134.	698.	2.6	98	-476.	-188.	829.	0.1	1.4
99	-493.	-153.	777.	1.3	100	-479.	-169.	890.	0.1	0.7
101	-533.	-143.	705.	3.2	102	-525.	-149.	729.	3.2	3.2
103	-438.	-73.	656.	6.1	104	-543.	-76.	756.	6.0	6.0
105	-943.	-76.	756.	3.4	106	-674.	-68.	746.	2.8	3.0
107	-609.	-68.	751.	2.0	108	-674.	-98.	746.	0.2	1.1

(CONTINUED)

13 of 34 sheets

TABLE IV-5 (Continued)

NODE NO.	SOURCE			DIAM	NODE NO.	TERMINUS			DIAM	AVG STEM DIAM
	X COORD	Y COORD	Z COORD			X COORD	Y COORD	Z COORD		
NES DATA COLLECTION SITE E4-28 TREE NO. 14										
109	-861.	-80.	747.	1.0	110	-874.	-56.	743.	0.1	0.6
111	-684.	-60.	747.	0.6	112	-685.	-49.	745.	0.1	0.4
113	-673.	-60.	746.	1.4	114	-749.	-80.	750.	0.2	0.8
115	-711.	-70.	752.	0.3	116	-719.	-70.	753.	0.3	0.3
117	-673.	-60.	746.	1.0	118	-693.	-56.	746.	0.7	0.9
119	-690.	-56.	746.	1.0	120	-709.	-38.	733.	0.1	0.6
121	-695.	-51.	742.	0.4	122	-689.	-73.	737.	0.1	0.3
123	-705.	-42.	735.	0.4	124	-698.	-58.	725.	0.1	0.3
125	-543.	-76.	756.	5.5	126	-601.	-119.	803.	5.2	5.3
127	-601.	-119.	802.	1.1	128	-593.	-134.	827.	1.1	1.1
129	-593.	-134.	826.	0.8	130	-544.	-159.	826.	C.1	0.4
131	-554.	-154.	826.	0.2	132	-554.	-151.	834.	0.1	0.1
133	-601.	-119.	803.	3.9	134	-745.	-163.	963.	1.6	2.8
135	-623.	-126.	827.	2.5	136	-738.	-90.	714.	0.3	1.4
137	-658.	-115.	793.	1.3	138	-631.	-227.	786.	0.1	0.7
139	-675.	-110.	776.	0.8	140	-730.	-61.	740.	0.1	0.4
141	-652.	-134.	859.	0.8	142	-615.	-169.	901.	0.2	0.5
143	-639.	-147.	874.	0.6	144	-628.	-136.	914.	0.1	0.3
145	-744.	-162.	962.	0.4	146	-767.	-155.	939.	0.2	0.3
147	-744.	-162.	962.	1.0	148	-767.	-164.	985.	0.1	0.5
149	-601.	-119.	803.	2.5	150	-671.	-121.	793.	2.5	2.5
151	-670.	-121.	793.	0.6	152	-690.	-120.	785.	0.1	0.4
153	-688.	-120.	786.	0.3	154	-708.	-121.	783.	0.1	0.2
155	-670.	-121.	793.	1.5	156	-742.	-112.	764.	0.1	0.8
157	-670.	-121.	793.	1.5	158	-749.	-126.	824.	0.1	0.8
159	-717.	-124.	812.	0.3	160	-732.	-111.	796.	0.1	0.2
NES DATA COLLECTION SITE E4-28 TREE NO. 15										
1	559.	-497.	11.	13.0	2	560.	-497.	28.	9.5	11.2
3	560.	-497.	28.	9.5	4	572.	-483.	138.	7.7	8.6
5	570.	-486.	116.	0.9	6	482.	-391.	223.	0.2	0.6
7	552.	-467.	138.	0.2	8	541.	-430.	187.	0.1	0.2
9	539.	-453.	154.	0.2	10	569.	-469.	190.	0.1	0.2
11	535.	-448.	159.	0.1	12	542.	-440.	190.	0.1	0.1
13	535.	-448.	159.	0.2	14	470.	-461.	148.	0.1	0.2
15	533.	-446.	161.	0.1	16	556.	-434.	182.	0.1	0.1
17	533.	-446.	161.	0.3	18	471.	-422.	167.	0.1	0.2
19	572.	-483.	138.	6.2	20	608.	-457.	282.	7.	6.6
21	578.	-479.	160.	0.9	22	613.	-466.	225.	0.1	0.5
23	597.	-472.	196.	0.5	24	568.	-516.	213.	0.2	0.3
25	606.	-468.	212.	0.8	26	679.	-470.	194.	0.2	0.5
27	609.	-467.	218.	0.5	28	595.	-446.	252.	0.3	0.4
29	596.	-466.	231.	0.6	30	598.	-467.	291.	0.1	0.4
31	596.	-466.	246.	0.4	32	567.	-488.	248.	0.	0.3
33	597.	-467.	267.	0.6	34	573.	-416.	288.	0.3	1.4
35	59.	-467.	267.	0.5	36	636.	-483.	296.	0.1	0.3
37	606.	-457.	280.	1.2	38	611.	-450.	282.	0.9	1.1
39	608.	-457.	282.	1.7	40	557.	-515.	341.	1.4	1.5
41	553.	-514.	341.	0.9	42	491.	-496.	377.	0.1	0.5
43	501.	-499.	371.	0.4	44	476.	-483.	382.	0.1	0.2
45	558.	-514.	341.	0.9	46	541.	-473.	380.	0.1	0.5
47	554.	-506.	349.	0.3	48	553.	-529.	355.	0.1	0.2
49	554.	-504.	351.	0.2	50	536.	-519.	345.	0.1	0.2
51	549.	-494.	360.	0.1	52	533.	-500.	360.	0.1	0.1
53	608.	-457.	282.	6.4	54	661.	-417.	428.	5.7	6.0
55	661.	-417.	428.	1.7	56	701.	-530.	434.	0.9	1.3
57	691.	-501.	432.	0.8	58	649.	-491.	434.	0.2	0.5
59	672.	-479.	433.	0.6	60	658.	-496.	473.	0.1	0.3
61	701.	-529.	434.	0.7	62	740.	-514.	435.	0.1	0.4
63	661.	-417.	428.	1.4	64	599.	-516.	447.	0.3	0.9
65	625.	-452.	435.	0.4	66	638.	-396.	430.	0.1	0.3
67	634.	-413.	431.	0.1	68	638.	-429.	435.	0.1	0.1
69	389.	-467.	442.	0.7	70	608.	-417.	446.	0.1	0.4
71	594.	-469.	443.	0.3	72	601.	-488.	449.	0.1	0.2
73	597.	-459.	444.	0.1	74	600.	-472.	449.	0.1	0.1
75	600.	-445.	445.	0.1	76	604.	-458.	449.	0.1	0.1
77	661.	-417.	428.	5.0	78	673.	-396.	473.	4.9	4.9
79	673.	-396.	473.	1.6	80	698.	-415.	435.	1.6	1.6
81	697.	-414.	485.	0.9	82	713.	-425.	483.	0.2	0.4
83	697.	-413.	485.	0.9	84	701.	-379.	492.	0.1	0.3
85	697.	-413.	485.	0.8	86	679.	-409.	516.	0.5	0.7
87	697.	-415.	485.	1.4	88	745.	-378.	459.	0.2	0.8
89	712.	-404.	477.	1.3	90	744.	-429.	450.	0.1	0.7
91	728.	-416.	463.	1.1	92	735.	-411.	446.	0.3	0.7
93	673.	-396.	473.	1.8	94	649.	-449.	517.	1.6	1.7
95	659.	-428.	500.	0.9	96	680.	-409.	506.	0.1	0.5
97	670.	-419.	503.	0.3	98	678.	-430.	504.	0.1	0.2
99	659.	-428.	500.	0.7	100	672.	-428.	517.	0.1	0.4
101	649.	-449.	517.	1.1	102	601.	-448.	532.	0.1	0.6
103	610.	-448.	529.	0.4	104	613.	-442.	537.	0.1	0.3
105	605.	-448.	522.	0.5	106	605.	-451.	541.	0.1	0.3
107	605.	-448.	531.	0.3	108	591.	-452.	534.	0.1	0.2
109	649.	-449.	517.	1.5	110	682.	-384.	551.	0.1	0.8
111	663.	-423.	531.	0.9	112	656.	-432.	533.	0.4	0.7
113	679.	-390.	548.	0.6	114	666.	-411.	550.	0.1	0.3
115	673.	-396.	473.	1.6	116	623.	-304.	500.	1.0	1.3
117	624.	-305.	500.	0.9	118	636.	-343.	517.	0.1	0.5
119	630.	-324.	508.	0.4	120	651.	-327.	510.	0.1	0.2
121	673.	-396.	473.	4.7	122	714.	-341.	572.	4.2	4.5
123	694.	-369.	522.	0.9	124	633.	-287.	607.	0.2	0.6
125	651.	-312.	587.	0.4	126	678.	-341.	571.	0.1	0.2
127	639.	-296.	599.	0.3	128	669.	-339.	601.	0.1	0.2

(CONTINUED)

(14 of 34 sheets)

TABLE IV-5 (Continued)

Reproduced from best available copy.

NODE NO.	SOURCE			DIAM	NODE NO.	TERMINUS			DIAM	AVG STEM DIAM
	X COORD	Y COORD	Z COORD			X COORD	Y COORD	Z COORD		
MES DATA COLLECTION SITE, E4-28 TREE NO. 15										
129	694.	-369.	522.	2.1	136	734.	-329.	503.	0.2	1.2
131	714.	-349.	515.	0.8	132	740.	-333.	510.	0.1	0.5
133	691.	-369.	522.	0.9	134	736.	-425.	504.	0.2	0.6
135	711.	-391.	515.	0.5	136	702.	-392.	480.	0.1	0.3
137	727.	-408.	510.	0.3	138	728.	-396.	516.	0.1	0.2
139	694.	-369.	522.	1.0	140	680.	-486.	477.	0.2	0.5
141	69 .	-404.	509.	0.5	142	684.	-354.	516.	0.1	0.3
143	714.	-342.	511.	0.9	144	694.	-285.	611.	0.2	0.6
145	704.	-313.	591.	0.3	146	705.	-312.	620.	0.1	0.2
147	704.	-352.	599.	0.2	148	681.	-311.	605.	0.1	0.1
149	714.	-312.	571.	0.9	150	761.	-405.	516.	0.2	0.6
151	704.	-329.	521.	0.3	152	767.	-385.	530.	0.1	0.2
153	714.	-342.	571.	1.2	154	719.	-438.	574.	0.2	0.7
155	716.	-371.	572.	0.2	156	714.	-361.	573.	0.1	0.1
157	717.	-499.	573.	0.8	158	741.	-366.	548.	0.1	0.5
159	714.	-342.	571.	1.2	160	655.	-346.	629.	0.2	0.7
161	699.	-441.	585.	0.2	162	702.	-536.	600.	0.1	0.2
163	671.	-343.	586.	0.3	164	702.	-329.	607.	0.1	0.2
165	699.	-441.	577.	0.2	166	659.	-336.	628.	0.1	0.1
167	714.	-441.	572.	1.7	168	779.	-429.	595.	0.8	1.2
169	724.	-354.	575.	0.5	170	721.	-358.	597.	0.1	0.3
171	744.	-376.	581.	0.6	172	739.	-383.	619.	0.1	0.3
173	738.	-379.	598.	0.4	174	767.	-369.	605.	0.1	0.2
175	778.	-428.	594.	0.7	176	771.	-384.	601.	0.1	0.4
177	774.	-428.	594.	0.4	178	909.	-415.	600.	0.1	0.3
179	794.	-422.	597.	0.3	180	797.	-424.	564.	0.1	0.2
181	714.	-341.	572.	3.1	182	745.	-308.	620.	3.0	3.1
183	71 .	-324.	596.	0.9	184	804.	-180.	554.	0.2	0.5
185	744.	-335.	587.	0.2	186	710.	-330.	596.	0.1	0.2
187	744.	-335.	590.	1.5	188	563.	-234.	716.	1.2	1.3
189	744.	-277.	656.	0.7	190	352.	-252.	692.	0.1	0.4
191	784.	-203.	678.	0.7	192	781.	-296.	701.	0.1	0.4
193	754.	-231.	707.	0.3	194	773.	-284.	726.	0.1	0.2
195	744.	-214.	720.	2.5	196	767.	-237.	702.	1.2	1.8
197	76 .	-261.	673.	0.7	198	724.	-325.	637.	0.1	0.4
199	74 .	-293.	655.	0.6	200	660.	-276.	630.	0.1	0.4
201	76 .	-201.	773.	1.2	202	981.	-271.	722.	0.1	0.7
203	76 .	-201.	773.	1.6	204	741.	-196.	744.	0.1	0.9
205	754.	-242.	694.	0.6	206	769.	-190.	745.	0.1	0.4
207	744.	-225.	712.	1.5	208	763.	-178.	760.	0.2	0.3
209	764.	-258.	677.	1.4	210	658.	-245.	713.	0.1	0.7
211	744.	-295.	684.	1.0	212	671.	-149.	712.	0.1	0.6
213	767.	-237.	601.	1.2	214	622.	-292.	778.	0.1	0.7
215	775.	-246.	612.	0.5	216	736.	-151.	751.	0.1	0.3
217	611.	-231.	762.	0.6	218	415.	-742.	792.	0.1	0.4
219	767.	-247.	701.	1.1	220	760.	-304.	794.	0.2	0.7
MES DATA COLLECTION SITE, E4-28 TREE NO. 16										
1	335.	-528.	38.	25.5	2	289.	-916.	150.	17.8	21.6
3	289.	-516.	150.	17.8	4	251.	-529.	308.	17.8	17.8
5	251.	-529.	308.	6.8	6	296.	-429.	533.	5.0	5.0
7	296.	-429.	533.	2.3	8	274.	-498.	542.	1.1	1.7
9	290.	-449.	536.	0.9	10	269.	-444.	534.	0.9	0.9
11	269.	-444.	534.	0.7	12	288.	-453.	534.	0.7	0.7
13	268.	-453.	534.	0.7	14	252.	-450.	539.	0.1	0.4
15	275.	-493.	542.	1.0	16	276.	-494.	556.	0.8	0.8
17	274.	-496.	542.	1.6	18	266.	-470.	475.	0.1	0.9
19	273.	-492.	532.	0.9	20	283.	-482.	535.	0.1	0.3
21	270.	-483.	509.	0.5	22	250.	-476.	509.	0.1	0.3
23	269.	-480.	502.	0.5	24	259.	-480.	483.	0.1	0.3
25	268.	-475.	489.	0.4	26	246.	-471.	482.	0.1	0.3
27	296.	-429.	533.	4.6	28	291.	-353.	589.	4.6	4.6
29	291.	-353.	589.	2.3	30	371.	-240.	556.	1.6	2.0
31	323.	-308.	670.	1.4	32	329.	-318.	617.	0.9	0.9
33	329.	-316.	617.	0.4	34	307.	-348.	619.	0.1	0.3
35	339.	-286.	669.	0.7	36	401.	-373.	572.	0.1	0.4
37	361.	-316.	570.	0.4	38	405.	-253.	618.	0.1	0.3
39	370.	-242.	596.	0.6	40	388.	-286.	575.	0.1	0.3
41	291.	-353.	589.	4.6	42	269.	-244.	716.	4.3	4.3
43	269.	-244.	716.	2.9	44	305.	-364.	767.	1.9	2.4
45	278.	-274.	730.	1.2	46	315.	-260.	740.	1.0	1.1
47	292.	-322.	790.	0.8	48	316.	-333.	750.	0.1	0.4
49	296.	-334.	755.	0.6	50	348.	-334.	741.	0.1	0.4
51	298.	-340.	757.	0.6	52	322.	-338.	790.	0.1	0.4
53	304.	-363.	767.	1.2	54	303.	-368.	779.	1.2	1.2
55	304.	-364.	769.	0.8	56	295.	-410.	790.	0.1	0.3
57	304.	-366.	773.	0.5	58	283.	-392.	768.	0.1	0.3
59	304.	-368.	773.	0.4	60	296.	-341.	765.	0.1	0.3
61	269.	-244.	718.	2.5	62	291.	-213.	736.	2.3	2.4
63	291.	-213.	739.	1.9	64	269.	-182.	753.	0.4	1.1
65	272.	-187.	790.	1.7	66	306.	-138.	691.	0.4	1.0
67	289.	-183.	793.	0.7	68	248.	-196.	771.	0.1	0.4
69	291.	-213.	739.	2.4	70	375.	-334.	783.	0.2	1.3
71	316.	-290.	732.	1.2	72	358.	-379.	738.	0.1	0.7
73	344.	-269.	732.	0.8	74	349.	-328.	759.	0.2	0.8
75	367.	-322.	724.	0.5	76	367.	-283.	728.	0.1	0.3
77	367.	-322.	724.	0.9	78	410.	-314.	728.	0.1	0.3
79	373.	-330.	723.	0.9	80	384.	-279.	727.	0.1	0.3
81	269.	-244.	718.	2.7	82	204.	-832.	739.	1.0	2.8
83	277.	-230.	732.	0.7	84	229.	-827.	739.	0.7	0.7
85	211.	-233.	737.	1.0	86	219.	-157.	731.	0.1	0.9

TABLE IV-5 (Continued)

NODE NO.	SOURCE			DIAM	NODE NO.	TERMINUS			DIAM	AVG STEM DIAM
	X COORD	Y COORD	Z COORD			X COORD	Y COORD	Z COORD		
MES DATA COLLECTION SITE E4-28 TREE NO. 16										
87	213.	-203.	734.	0.4	88	224.	-205.	733.	0.1	0.3
89	214.	-176.	732.	0.4	90	223.	-171.	727.	0.1	0.3
91	214.	-172.	732.	0.4	92	203.	-183.	729.	0.1	0.3
93	215.	-171.	732.	0.3	94	204.	-175.	732.	0.1	0.2
99	215.	-165.	731.	0.4	98	208.	-166.	728.	0.1	0.3
97	205.	-232.	739.	1.1	98	202.	-232.	741.	1.1	1.1
99	202.	-232.	741.	0.9	100	206.	-233.	747.	0.1	0.5
101	251.	-519.	308.	14.6	102	165.	-571.	534.	13.7	14.2
103	189.	-571.	534.	9.3	104	-397.	-504.	840.	4.4	6.6
105	-257.	-521.	764.	3.2	106	-266.	-515.	748.	3.2	3.2
107	-266.	-516.	748.	0.6	108	-218.	-487.	694.	0.1	0.4
109	-313.	-514.	794.	1.4	110	-295.	-486.	833.	1.1	1.3
111	-295.	-487.	833.	1.3	112	-327.	-437.	883.	0.1	0.7
113	-369.	-508.	825.	1.9	114	-402.	-596.	848.	1.4	1.6
115	-398.	-587.	848.	1.9	118	-486.	-612.	846.	1.1	1.3
117	-401.	-595.	848.	0.7	118	-401.	-597.	857.	0.6	0.6
119	-401.	-595.	848.	0.7	120	-398.	-584.	811.	0.5	0.6
121	-369.	-708.	825.	1.4	122	-350.	-601.	840.	0.5	0.9
123	-397.	-504.	840.	2.6	124	-415.	-465.	879.	2.4	2.5
125	-415.	-465.	879.	1.7	126	-436.	-449.	901.	1.4	1.6
127	-431.	-493.	899.	0.7	128	-501.	-412.	867.	0.3	0.5
129	-436.	-449.	901.	0.6	130	-416.	-473.	899.	0.2	0.4
131	-415.	-465.	879.	2.3	132	-518.	-314.	851.	1.6	1.9
133	-486.	-351.	858.	2.1	134	-470.	-326.	662.	0.1	1.1
135	-483.	-348.	819.	0.9	136	-579.	-195.	823.	0.1	0.3
137	-512.	-301.	820.	0.6	138	-651.	-332.	822.	0.1	0.4
139	-478.	-339.	780.	0.9	140	-510.	-289.	880.	0.1	0.5
141	-474.	-332.	711.	0.3	142	-454.	-364.	696.	0.1	0.2
143	-509.	-315.	852.	0.5	144	-493.	-360.	863.	0.1	0.3
145	-509.	-315.	852.	0.9	146	-578.	-299.	836.	0.1	0.3
147	-397.	-504.	840.	3.2	148	-464.	-460.	843.	2.7	2.8
149	-464.	-460.	843.	1.7	150	-512.	-433.	858.	1.1	1.4
191	-502.	-438.	859.	0.4	192	-504.	-440.	863.	0.1	0.3
153	-503.	-439.	859.	0.1	154	-504.	-439.	861.	0.1	0.1
155	-511.	-433.	858.	0.4	156	-507.	-443.	858.	0.1	0.3
157	-511.	-433.	858.	0.3	158	-518.	-434.	845.	0.1	0.2
159	-464.	-460.	843.	2.0	160	-474.	-364.	826.	1.6	1.8
161	-469.	-412.	835.	0.5	162	-499.	-409.	817.	0.1	0.3
163	-477.	-388.	830.	0.8	164	-448.	-405.	826.	0.1	0.4
165	-474.	-365.	826.	0.5	166	-476.	-386.	806.	0.1	0.3
167	-474.	-365.	826.	0.8	168	-475.	-370.	855.	0.1	0.5
169	-474.	-365.	826.	0.7	170	-499.	-394.	821.	0.1	0.4
171	-476.	-370.	826.	0.4	172	-496.	-349.	811.	0.1	0.2
173	165.	-571.	534.	11.0	174	89.	-607.	719.	9.8	10.4
175	-89.	-607.	719.	7.8	176	-180.	-481.	699.	3.8	5.7
177	-122.	-500.	664.	1.5	178	-265.	-503.	671.	0.2	0.8
179	-144.	-500.	665.	0.9	180	-194.	-499.	639.	0.1	0.5
181	-194.	-501.	668.	0.4	182	-225.	-498.	652.	0.1	0.2
183	-160.	-481.	655.	2.8	184	-176.	-360.	588.	1.8	2.3
185	-166.	-433.	628.	0.6	186	-138.	-441.	535.	0.1	0.4
187	-176.	-403.	611.	2.6	188	-172.	-419.	529.	0.6	1.6
189	-172.	-415.	550.	1.0	190	-95.	-399.	522.	0.4	0.7
191	-172.	-417.	537.	1.3	192	-186.	-463.	468.	0.8	1.0
193	-176.	-362.	588.	1.1	194	-121.	-395.	562.	0.3	0.7
195	-176.	-362.	588.	1.4	196	-285.	-442.	556.	0.1	0.8
197	-160.	-481.	655.	2.3	198	-231.	-472.	589.	1.8	2.0
199	-177.	-479.	638.	0.5	200	-196.	-500.	611.	0.1	0.3
201	-202.	-476.	615.	0.9	202	-202.	-502.	593.	0.6	0.7
203	-202.	-489.	604.	0.2	204	-202.	-473.	610.	0.1	0.2
205	-202.	-496.	598.	0.2	206	-215.	-490.	583.	0.1	0.2
207	-230.	-472.	590.	0.7	208	-247.	-491.	560.	0.1	0.4
209	-230.	-472.	590.	0.9	210	-258.	-466.	581.	0.1	0.5
211	89.	-607.	719.	9.8	212	100.	-607.	687.	9.5	9.7
213	100.	-607.	793.	4.4	214	13.	-667.	837.	4.1	4.3
215	17.	-683.	834.	2.7	218	-55.	-877.	937.	0.1	1.2
217	-12.	-680.	876.	0.7	218	50.	-689.	918.	0.1	0.4
219	-37.	-679.	912.	0.8	220	-31.	-678.	949.	0.1	0.3
221	13.	-686.	836.	3.5	222	25.	-676.	923.	3.9	3.9
223	29.	-696.	922.	1.1	224	-37.	-677.	971.	0.1	0.6
225	-3.	-72.	944.	0.5	226	46.	-688.	944.	0.1	0.3
227	29.	-696.	922.	3.2	228	185.	-950.	883.	1.6	2.4
229	73.	-652.	911.	1.0	230	110.	-686.	838.	0.1	0.5
231	189.	-565.	887.	1.6	232	57.	-673.	832.	0.1	0.8
233	184.	-552.	884.	1.9	234	265.	-625.	693.	0.2	1.1
235	218.	-581.	807.	1.0	236	285.	-498.	880.	0.1	0.3
237	184.	-552.	884.	1.9	238	230.	-594.	1118.	0.2	1.0
239	100.	-607.	793.	9.9	240	97.	-671.	882.	9.8	9.9
241	99.	-596.	820.	1.4	242	104.	-481.	867.	0.2	0.6
243	102.	-567.	832.	0.4	244	126.	-569.	829.	0.1	0.3
245	102.	-565.	835.	0.4	246	127.	-562.	835.	0.1	0.2
247	98.	-578.	819.	1.9	248	115.	-584.	859.	0.3	1.2
249	97.	-571.	882.	6.4	250	62.	-566.	935.	5.9	6.6
251	82.	-566.	933.	3.3	252	6.	-364.	910.	1.9	2.4
253	20.	-414.	916.	0.8	254	68.	-455.	913.	0.2	0.5
255	14.	-394.	913.	0.5	256	28.	-479.	961.	0.1	0.5
257	7.	-366.	910.	0.3	258	29.	-388.	908.	0.2	0.6
259	7.	-388.	910.	1.2	260	-91.	-474.	888.	0.1	0.6
261	62.	-566.	933.	5.7	262	35.	-569.	1089.	5.3	5.9
263	35.	-569.	1005.	4.2	264	-144.	-684.	913.	1.0	2.9
265	-1.	-592.	987.	1.7	266	-102.	-479.	1092.	0.1	0.9
267	-6.	-587.	992.	0.4	268	-93.	-482.	998.	0.1	0.3
269	-92.	-535.	1039.	0.5	270	-109.	-581.	1047.	0.1	0.3
271	-109.	-661.	932.	0.8	272	-113.	-658.	886.	0.1	0.3

TABLE IV-5 (Continued)

NODE NO.	SOURCE			DIAM	NODE NO.	TERMINUS			DIAM	AVG STEM DIAM
	X COORD	Y COORD	Z COORD			X COORD	Y COORD	Z COORD		
WES DATA COLLECTION SITE E4-28 TREE NO. 16										
273	-110.	-662.	931.	0.6	274	-141.	-656.	897.	0.1	0.4
275	-143.	-683.	914.	0.6	276	-186.	-682.	898.	0.2	0.4
277	-143.	-683.	914.	0.6	278	-161.	-643.	898.	0.1	0.4
279	35.	-569.	1005.	6.2	280	-4.	-410.	943.	1.5	3.8
281	27.	-537.	993.	5.6	282	215.	-583.	993.	0.3	2.9
283	64.	-547.	993.	1.1	284	139.	-516.	994.	0.3	0.7
285	213.	-587.	993.	1.4	286	262.	-610.	1007.	0.2	0.8
287	213.	-582.	993.	1.4	288	235.	-508.	993.	0.2	0.8
289	26.	-534.	991.	0.9	290	23.	-546.	1024.	0.3	0.6
291	15.	-489.	974.	2.5	292	98.	-529.	1103.	0.2	1.4
293	26.	-495.	993.	1.7	294	-60.	-538.	1062.	0.1	0.7
295	65.	-913.	1091.	1.6	296	91.	-585.	1165.	0.2	0.9
297	11.	-473.	968.	1.2	298	-3.	-532.	956.	0.6	0.9
299	-4.	-411.	944.	1.2	300	27.	-451.	967.	0.3	0.8
301	-4.	-411.	944.	1.2	302	-10.	-439.	923.	0.1	0.7
303	97.	-571.	882.	6.7	304	122.	-518.	1023.	4.6	5.6
305	108.	-547.	946.	1.7	306	33.	-390.	1001.	0.1	0.9
307	110.	-544.	993.	1.7	308	70.	-739.	960.	0.1	0.9
309	104.	-574.	954.	0.8	310	75.	-511.	914.	0.1	0.5
311	78.	-700.	959.	0.5	312	66.	-643.	905.	0.1	0.3
313	122.	-518.	1023.	3.4	314	12.	-419.	966.	1.3	2.3
315	106.	-503.	1015.	1.7	316	128.	-594.	998.	0.1	0.9
317	110.	-521.	1011.	0.7	318	92.	-468.	1088.	0.1	0.4
319	121.	-567.	1003.	0.3	320	124.	-555.	988.	0.1	0.2
321	89.	-488.	1006.	0.9	322	34.	-538.	914.	0.1	0.5
323	84.	-483.	1003.	1.0	324	179.	-522.	983.	0.1	0.6
325	67.	-468.	995.	0.7	326	-21.	-458.	960.	0.1	0.4
327	13.	-420.	967.	0.2	328	21.	-450.	961.	0.1	0.1
329	13.	-420.	967.	0.3	330	-25.	-417.	957.	0.1	0.2
331	122.	-518.	1023.	3.4	332	121.	-518.	1086.	2.8	3.1
333	122.	-518.	1033.	0.9	334	59.	-515.	1026.	0.2	0.5
335	121.	-518.	1074.	0.7	336	141.	-531.	1083.	0.2	0.4
337	123.	-519.	1074.	0.2	338	127.	-522.	1075.	0.1	0.2
339	121.	-518.	1080.	1.0	340	165.	-495.	1095.	0.2	0.6
341	126.	-516.	1087.	0.5	342	131.	-519.	1106.	0.1	0.3
343	121.	-518.	1080.	0.5	344	128.	-501.	1091.	0.2	0.3
345	125.	-509.	1088.	0.2	346	118.	-512.	1087.	0.1	0.2
347	121.	-518.	1086.	0.3	348	109.	-518.	1081.	0.2	0.3
349	121.	-518.	1086.	0.9	350	112.	-541.	1083.	0.7	0.8
351	112.	-541.	1083.	0.7	352	96.	-548.	1080.	0.1	0.4
WES DATA COLLECTION SITE E4-28 TREE NO. 17										
1	157.	-731.	-75.	25.5	2	139.	-704.	170.	17.0	21.2
3	139.	-704.	170.	17.0	4	-16.	-416.	790.	12.3	14.7
5	116.	-660.	263.	0.9	6	136.	-650.	329.	0.3	0.4
7	124.	-658.	289.	0.3	8	111.	-642.	310.	0.1	0.2
9	134.	-651.	322.	0.3	10	178.	-674.	305.	0.1	0.2
11	136.	-650.	328.	0.3	12	119.	-681.	328.	0.1	0.2
13	136.	-650.	328.	0.3	14	113.	-637.	346.	0.1	0.2
15	136.	-650.	328.	0.3	16	159.	-606.	328.	0.1	0.2
17	138.	-645.	328.	0.2	18	138.	-645.	375.	0.1	0.2
19	48.	-531.	542.	0.3	20	64.	-498.	601.	0.2	0.3
21	-16.	-416.	790.	3.7	22	-85.	-385.	851.	2.8	3.2
23	-30.	-410.	802.	1.8	24	-86.	-420.	814.	0.2	1.0
25	-85.	-385.	850.	1.5	26	-86.	-434.	923.	0.2	0.8
27	-85.	-385.	850.	1.8	28	-144.	-412.	893.	0.2	1.0
29	-132.	-407.	885.	0.7	30	-132.	-392.	889.	0.1	0.4
31	-16.	-416.	790.	12.3	32	-30.	-356.	864.	12.3	12.3
33	-30.	-356.	864.	4.9	34	-77.	-334.	970.	4.9	4.9
35	-77.	-334.	970.	3.9	36	-140.	-234.	1125.	2.8	3.3
37	-114.	-280.	1040.	2.5	38	-189.	-325.	1224.	0.4	1.5
39	-132.	-307.	1132.	0.8	40	-158.	-305.	1172.	0.4	0.6
41	-159.	-239.	1124.	1.2	42	-173.	-265.	1209.	0.2	0.7
43	-159.	-239.	1124.	1.9	44	-201.	-286.	1170.	0.3	0.9
45	-77.	-334.	970.	4.1	46	-36.	-288.	1198.	2.0	3.0
47	-49.	-323.	1027.	1.0	48	-36.	-424.	1011.	0.2	0.6
49	2.	-302.	1130.	0.8	50	-19.	-363.	1155.	0.2	0.5
51	-30.	-356.	864.	12.3	52	-51.	-296.	1222.	12.2	12.2
53	-51.	-296.	910.	5.7	54	-83.	-185.	1041.	4.1	4.9
55	-87.	-240.	978.	1.7	56	-52.	-190.	1022.	1.4	1.6
57	-83.	-185.	1041.	3.9	58	-193.	-122.	1104.	2.3	3.1
59	-110.	-169.	1057.	1.2	60	-208.	-191.	1193.	0.1	0.6
61	-198.	-189.	1179.	0.5	62	-170.	-159.	1151.	0.1	0.3
63	-192.	-123.	1103.	2.3	64	-183.	-118.	1129.	1.0	1.6
65	-183.	-118.	1129.	6.9	66	-177.	-117.	1135.	0.5	0.7
67	-185.	-118.	1129.	0.9	68	-184.	-122.	1136.	0.1	0.5
69	-192.	-123.	1103.	1.9	70	-263.	-240.	1136.	0.2	1.1
71	-83.	-185.	1041.	4.1	72	-201.	-139.	1064.	2.9	3.5
73	-200.	-140.	1064.	2.0	74	-261.	-134.	1121.	0.3	1.2
75	-200.	-140.	1064.	1.2	76	-249.	-182.	1071.	0.2	0.7
77	-220.	-156.	1067.	0.6	78	-236.	-108.	1040.	0.1	0.4
79	-244.	-177.	1070.	0.5	80	-245.	-176.	1093.	0.1	0.3
81	-51.	-296.	910.	12.2	82	-106.	-216.	973.	9.0	10.6
83	-106.	-216.	973.	3.6	84	-285.	-117.	1030.	2.4	3.0
85	-106.	-216.	973.	9.0	86	-137.	-212.	983.	7.9	8.4
87	-137.	-212.	983.	3.9	88	-261.	-115.	1067.	1.9	2.7
89	-236.	-134.	1050.	1.4	90	-230.	-129.	1066.	0.9	1.1
91	-255.	-120.	1063.	0.9	92	-248.	-130.	1063.	0.9	0.9
93	-137.	-212.	983.	7.9	94	-220.	-85.	1077.	4.8	6.3
95	-154.	-175.	1002.	1.6	96	-91.	-220.	1002.	1.2	1.4
97	-214.	-38.	1071.	2.4	98	-255.	-27.	1057.	1.6	2.8
99	-219.	-27.	1076.	3.9	100	-181.	-61.	1137.	0.8	2.4

(CONTINUED)

(17 of 34 sheets)

TABLE IV-5 (Continued)

NODE NO.	SOURCE			DIAM	NODE NO.	TERMINUS			DIAM	AVG STEM DIAM
	X COORD	Y COORD	Z COORD			X COORD	Y COORD	Z COORD		
MES DATA COLLECTION SITE E4-28 TREE NO. 17										
101	-219.	-27.	1076.	3.9	102	-297.	-142.	981.	1.6	2.8
103	-296.	-141.	982.	1.2	104	-240.	-68.	1024.	0.4	0.8
MES DATA COLLECTION SITE E4-28 TREE NO. 18										
1	182.	535.	47.	15.2	2	204.	554.	170.	11.8	13.5
3	224.	524.	70.	11.8	4	251.	625.	317.	10.5	11.2
5	285.	556.	175.	0.1	6	200.	524.	213.	0.1	0.1
7	209.	501.	105.	0.2	8	201.	573.	354.	0.1	0.2
9	251.	6.5.	117.	5.3	10	163.	624.	528.	5.1	5.7
11	220.	605.	160.	1.1	12	135.	708.	436.	0.2	0.6
13	23.	606.	408.	0.2	14	251.	697.	426.	0.1	0.3
15	231.	609.	414.	0.4	16	231.	724.	430.	0.1	0.3
17	224.	609.	485.	1.5	18	237.	688.	412.	0.1	0.3
19	199.	745.	444.	0.1	20	219.	723.	478.	0.1	0.4
21	165.	8.4.	220.	2.1	22	114.	883.	533.	1.6	1.9
23	154.	831.	22.	1.3	24	173.	813.	457.	0.3	0.8
25	166.	821.	486.	0.2	26	165.	826.	456.	0.1	0.3
27	172.	813.	455.	0.1	28	189.	847.	461.	0.1	0.2
29	181.	830.	460.	0.2	30	215.	847.	463.	0.2	0.2
31	172.	813.	458.	0.3	32	170.	817.	420.	0.2	0.2
33	138.	854.	431.	1.3	34	148.	834.	604.	0.2	0.7
35	140.	851.	42.	0.1	36	164.	900.	526.	0.1	0.4
37	141.	837.	457.	0.1	38	150.	885.	580.	0.1	0.3
39	147.	826.	497.	0.3	40	131.	870.	590.	0.1	0.2
41	114.	862.	433.	0.6	42	138.	862.	533.	0.5	0.7
43	137.	863.	433.	0.4	44	165.	886.	496.	0.1	0.3
45	171.	863.	433.	0.5	46	181.	900.	554.	0.1	0.3
47	114.	842.	433.	1.2	48	74.	834.	561.	0.1	0.7
49	163.	824.	428.	1.5	50	-120.	998.	449.	0.7	2.1
51	135.	842.	420.	0.9	52	77.	851.	556.	0.7	0.8
53	126.	843.	426.	0.2	54	109.	840.	526.	0.1	0.2
55	118.	842.	426.	0.1	56	111.	842.	523.	0.1	0.1
57	121.	844.	429.	0.2	58	114.	852.	520.	0.1	0.1
59	106.	846.	434.	0.2	60	95.	845.	530.	0.1	0.2
61	19.	913.	488.	0.5	62	-19.	927.	430.	0.1	0.3
63	-7.	919.	401.	0.9	64	-50.	1006.	429.	0.1	0.5
65	-2.	918.	477.	0.5	66	-38.	936.	428.	0.1	0.3
67	-64.	964.	465.	0.5	68	-111.	980.	457.	0.1	0.3
69	-70.	972.	461.	0.4	70	-86.	967.	428.	0.1	0.3
71	-78.	972.	461.	0.4	72	-90.	983.	431.	0.1	0.3
73	-106.	930.	453.	0.3	74	-139.	952.	459.	0.1	0.2
75	291.	625.	417.	10.3	76	300.	681.	417.	9.0	9.6
77	300.	640.	410.	0.2	78	264.	721.	541.	0.1	0.2
79	300.	641.	417.	6.5	80	337.	773.	579.	5.3	5.9
81	326.	746.	430.	0.4	82	454.	727.	513.	0.1	0.4
83	327.	747.	433.	1.6	84	450.	777.	537.	0.1	0.5
85	337.	773.	479.	2.7	86	471.	88A.	782.	0.9	1.8
87	330.	785.	499.	0.5	88	340.	811.	619.	0.1	0.3
89	350.	765.	499.	0.3	90	328.	817.	616.	0.1	0.2
91	298.	842.	701.	0.4	92	281.	889.	734.	0.1	0.1
93	289.	866.	717.	0.2	94	268.	858.	727.	0.1	0.2
95	281.	871.	751.	0.5	96	334.	841.	751.	0.1	0.3
97	337.	733.	479.	3.9	98	339.	788.	595.	3.9	3.9
99	335.	748.	465.	3.1	100	441.	813.	577.	1.6	2.4
101	409.	808.	483.	0.9	102	414.	827.	583.	0.6	0.8
103	409.	808.	481.	0.9	104	419.	801.	581.	0.6	0.8
105	418.	811.	481.	0.7	106	446.	783.	578.	0.1	0.4
107	441.	813.	478.	0.8	108	447.	820.	609.	0.5	0.6
109	441.	814.	484.	0.5	110	436.	819.	606.	0.1	0.3
111	339.	788.	492.	3.7	112	450.	921.	683.	2.7	3.2
113	339.	822.	417.	1.3	114	417.	838.	646.	0.2	0.7
115	349.	911.	670.	1.8	116	469.	972.	810.	0.1	1.0
117	303.	681.	417.	0.0	118	278.	790.	506.	7.3	8.1
119	292.	719.	448.	0.9	120	310.	807.	560.	0.2	0.5
121	275.	732.	439.	0.5	122	345.	714.	500.	0.3	0.4
123	278.	789.	505.	3.1	124	548.	710.	555.	0.4	1.8
125	521.	718.	550.	0.8	126	560.	729.	591.	0.1	0.4
127	278.	790.	466.	2.9	128	273.	735.	733.	1.1	2.0
129	275.	757.	442.	0.4	130	283.	754.	664.	0.1	0.3
131	275.	757.	442.	0.2	132	253.	757.	650.	0.1	0.2
133	274.	749.	476.	0.7	134	284.	643.	723.	0.1	0.4
135	274.	746.	480.	0.6	136	285.	716.	701.	0.1	0.4
137	274.	744.	499.	0.6	138	271.	766.	706.	0.1	0.4
139	278.	790.	506.	8.8	140	296.	814.	911.	8.9	8.6
141	296.	814.	511.	3.3	142	285.	962.	810.	0.9	2.1
143	251.	874.	431.	0.5	144	219.	911.	648.	0.1	0.3
145	251.	875.	414.	0.5	146	221.	895.	636.	0.1	0.3
147	239.	883.	415.	0.4	148	209.	881.	637.	0.1	0.3
149	242.	877.	437.	0.5	150	286.	903.	664.	0.2	0.3
151	244.	981.	646.	0.8	152	293.	944.	718.	0.1	0.5
153	229.	903.	690.	0.7	154	274.	963.	737.	0.7	0.4
155	212.	925.	739.	0.5	156	147.	947.	750.	0.1	0.3
157	211.	927.	738.	1.2	158	166.	867.	692.	0.2	0.7
159	200.	912.	727.	0.7	160	127.	916.	697.	0.2	0.4
161	210.	928.	741.	0.5	162	246.	976.	778.	0.2	0.3
163	207.	933.	750.	0.5	164	174.	898.	771.	0.3	0.4
165	296.	814.	511.	6.6	166	222.	1019.	585.	6.3	6.9
167	222.	1019.	489.	2.3	168	135.	938.	613.	1.6	1.9
169	221.	1018.	489.	1.4	170	250.	1136.	599.	0.1	0.7
171	210.	1054.	490.	0.3	172	233.	1014.	618.	0.1	0.2
173	174.	875.	401.	0.9	174	118.	1018.	617.	0.1	0.5

(CONTINUED)

(18 of 34 sheets)

TABLE IV-5 (Continued)

NODE NO.	SOURCE			DIAM	NODE NO.	TERMINUS			DIAM	AVG STEM DIAM
	X COORD	Y COORD	Z COORD			X COORD	Y COORD	Z COORD		
MES DATA COLLECTION SITE E4-28 TREE NO. 18										
175	146.	950.	609.	0.5	176	150.	951.	612.	0.5	0.5
177	222.	1019.	585.	5.7	178	43.	1277.	624.	3.2	4.5
179	204.	1045.	589.	2.0	180	195.	1070.	713.	0.1	1.1
181	237.	1051.	420.	1.1	182	228.	1121.	667.	0.1	0.6
183	196.	1040.	663.	0.5	184	155.	1089.	698.	0.2	0.3
185	141.	1115.	603.	2.6	186	167.	1118.	608.	2.3	2.4
187	123.	1161.	606.	2.3	188	62.	1150.	620.	1.4	1.9
189	88.	1213.	614.	1.7	190	97.	1212.	629.	1.7	1.7
191	44.	1275.	623.	1.7	192	40.	1268.	641.	1.7	1.7
193	44.	1275.	623.	1.4	194	-7.	1266.	627.	0.6	1.7
195	44.	1275.	623.	4.3	196	37.	1264.	615.	3.4	3.8
197	44.	1275.	623.	1.1	198	2.	1253.	620.	0.9	1.0
199	3.	1293.	620.	0.4	200	-3.	1243.	620.	0.3	0.4

MES DATA COLLECTION SITE E4-28 TREE NO. 19										
1	-595.	235.	59.	33.5	2	-585.	254.	194.	27.5	30.5
3	-595.	254.	194.	27.5	4	-579.	250.	357.	27.5	27.5
5	-579.	250.	357.	10.0	6	-667.	269.	843.	7.8	8.9
7	-667.	269.	843.	3.0	8	-833.	310.	865.	1.1	2.1
9	-791.	300.	860.	0.6	10	-835.	251.	880.	0.2	0.4
11	-831.	309.	865.	0.6	12	-865.	310.	872.	0.2	0.4
13	-831.	309.	865.	0.6	14	-838.	285.	867.	0.2	0.4
15	-667.	269.	843.	4.4	16	-785.	198.	1097.	2.2	3.3
17	-726.	234.	970.	2.2	18	-639.	101.	1026.	0.1	1.2
19	-784.	199.	1095.	0.4	20	-822.	233.	1068.	0.1	0.3
21	-784.	199.	1095.	0.7	22	-739.	171.	1145.	0.1	0.4
23	-784.	199.	1095.	0.9	24	-781.	232.	1122.	0.5	0.7
25	-781.	232.	1122.	0.3	26	-798.	216.	1133.	0.1	0.2
27	-781.	232.	1122.	0.2	28	-752.	222.	1132.	0.1	0.2
29	-784.	199.	1095.	1.1	30	-835.	205.	1165.	0.1	0.6
31	-810.	202.	1130.	0.6	32	-775.	206.	1156.	0.1	0.3
33	-667.	269.	843.	5.8	34	-749.	357.	1113.	1.8	3.8
35	-704.	309.	965.	0.9	36	-700.	313.	1023.	0.1	0.5
37	-704.	309.	965.	0.9	38	-697.	308.	1008.	0.1	0.5
39	-729.	335.	1046.	1.5	40	-807.	252.	1017.	0.3	0.9
41	-733.	339.	1059.	0.9	42	-687.	359.	1091.	0.1	0.5
43	-705.	351.	1078.	0.5	44	-665.	394.	1085.	0.1	0.3
45	-746.	356.	1110.	1.0	46	-733.	302.	1130.	0.1	0.6
47	-745.	345.	1114.	0.6	48	-784.	372.	1120.	0.1	0.3
49	-746.	356.	1110.	1.2	50	-764.	343.	1166.	0.3	0.7
51	-579.	250.	357.	26.9	52	-568.	247.	407.	26.7	26.8
53	-568.	247.	407.	10.4	54	-650.	331.	1132.	6.3	8.4
55	-650.	331.	1132.	3.2	56	-742.	293.	1141.	0.8	2.0
57	-741.	294.	1141.	0.6	58	-727.	334.	1116.	0.2	0.4
59	-741.	294.	1141.	0.5	60	-755.	261.	1141.	0.1	0.3
61	-650.	331.	1132.	6.3	62	-667.	344.	1267.	5.2	5.8
63	-666.	344.	1265.	3.2	64	-717.	408.	1265.	0.3	1.7
65	-667.	344.	1267.	3.2	66	-711.	294.	1295.	1.7	2.5
67	-671.	339.	1270.	1.6	68	-730.	339.	1287.	0.2	0.9
69	-667.	344.	1267.	6.0	70	-670.	358.	1344.	4.8	5.4
71	-670.	358.	1344.	3.1	72	-740.	391.	1371.	2.6	2.8
73	-739.	391.	1371.	1.8	74	-825.	431.	1348.	0.3	1.1
75	-739.	391.	1371.	1.8	76	-795.	459.	1412.	0.5	1.1
77	-781.	442.	1402.	1.1	78	-782.	430.	1428.	0.1	0.6
79	-739.	391.	1371.	2.8	80	-921.	304.	1537.	0.2	1.5
81	-775.	373.	1404.	1.1	82	-833.	330.	1480.	0.1	0.6
83	-670.	358.	1344.	2.6	84	-648.	431.	1386.	2.2	2.4
85	-649.	430.	1386.	1.8	86	-819.	330.	1383.	0.1	1.0
87	-631.	370.	1384.	0.7	88	-624.	373.	1404.	0.1	0.4
89	-649.	430.	1386.	1.6	90	-626.	354.	1439.	0.1	0.9
91	-634.	381.	1420.	0.4	92	-615.	383.	1421.	0.1	0.2
93	-670.	358.	1344.	3.1	94	-674.	393.	1426.	2.2	2.6
95	-673.	393.	1429.	1.4	96	-679.	328.	1397.	0.2	0.8
97	-676.	364.	1412.	0.6	98	-680.	406.	1439.	0.1	0.3
99	-676.	362.	1412.	0.8	100	-674.	342.	1351.	0.1	0.5
101	-673.	393.	1429.	2.6	102	-674.	385.	1550.	0.3	1.5
103	-674.	392.	1438.	2.0	104	-671.	367.	1560.	0.3	1.1
105	-674.	391.	1458.	1.3	106	-693.	319.	1467.	0.3	0.8
107	-674.	391.	1463.	1.0	108	-706.	311.	1455.	0.4	0.7
109	-568.	247.	407.	22.1	110	-729.	277.	874.	18.6	20.3
111	-729.	277.	874.	5.9	112	-609.	-.	1319.	2.8	4.3
113	-611.	3.	1315.	0.6	114	-590.	-42.	1379.	0.1	0.4
115	-598.	-24.	1353.	0.2	116	-592.	-27.	1367.	0.1	0.2
117	-597.	-27.	1358.	0.2	118	-593.	-35.	1369.	0.1	0.2
119	-611.	3.	1315.	4.1	120	-550.	238.	1670.	0.9	2.2
121	-605.	28.	1350.	0.4	122	-620.	87.	1368.	0.1	0.3
123	-562.	191.	1599.	1.2	124	-594.	112.	1588.	0.2	0.7
125	-572.	167.	1595.	0.5	126	-575.	174.	1620.	0.1	0.3
127	-556.	215.	1634.	0.8	128	-524.	204.	1689.	0.1	0.5
129	-555.	219.	1641.	1.2	130	-564.	255.	1719.	0.1	0.7
131	-555.	219.	1641.	0.8	132	-541.	199.	1701.	0.1	0.5
133	-551.	236.	1666.	0.8	134	-511.	213.	1712.	0.2	0.5
135	-551.	236.	1666.	1.0	136	-597.	158.	1758.	0.2	0.6
137	-574.	197.	1712.	0.8	138	-529.	272.	1735.	0.1	0.4
139	-729.	277.	874.	16.0	140	-578.	227.	1825.	16.4	18.2
141	-579.	228.	1221.	4.8	142	-681.	172.	1454.	3.2	4.0
143	-578.	227.	1223.	10.0	144	-557.	277.	1391.	7.4	9.1
145	-557.	277.	1381.	5.1	146	-543.	370.	1530.	4.7	4.9
147	-565.	369.	1528.	2.0	148	-510.	260.	1477.	0.1	1.1
149	-564.	367.	1527.	0.6	150	-565.	379.	1590.	0.1	0.4
151	-562.	364.	1526.	0.9	152	-528.	348.	1525.	0.1	0.3

(CONTINUED)

(19 of 34 sheets)

TABLE IV-5 (Continued)

NODE NO.	SOURCE			DIAM	NODE NO.	TERMINUS			DIAM	AVG STEM DIAM
	X COORD	Y COORD	Z COORD			X COORD	Y COORD	Z COORD		
WES DATA COLLECTION SITE E4-28 TREE NO. 19										
153	-536.	318.	1503.	0.6	154	-574.	353.	1501.	0.1	0.4
155	-536.	318.	1503.	0.5	156	-513.	296.	1486.	0.1	0.3
157	-519.	283.	1485.	0.4	158	-483.	296.	1486.	0.1	0.3
159	-565.	369.	1528.	1.8	160	-563.	398.	1569.	0.1	0.9
161	-564.	376.	1543.	0.7	162	-547.	366.	1570.	0.1	0.4
163	-564.	376.	1543.	1.1	164	-581.	358.	1571.	0.1	0.6
165	-564.	379.	1549.	0.4	166	-573.	375.	1567.	0.1	0.3
167	-557.	277.	1391.	7.0	168	-538.	285.	1414.	7.1	7.0
169	-538.	285.	1414.	4.7	170	-492.	307.	1451.	3.6	4.2
171	-492.	307.	1451.	1.9	172	-400.	285.	1514.	1.6	1.8
173	-400.	286.	1513.	1.4	174	-327.	352.	1570.	0.2	0.8
175	-400.	286.	1513.	1.1	176	-317.	252.	1562.	0.1	0.6
177	-492.	307.	1451.	2.8	178	-406.	267.	1444.	0.5	1.6
179	-449.	287.	1447.	2.0	180	-427.	297.	1396.	0.4	1.2
181	-492.	307.	1451.	2.8	182	-450.	287.	1519.	2.8	2.8
183	-488.	305.	1458.	1.1	184	-508.	296.	1537.	0.3	0.7
185	-451.	288.	1518.	0.8	186	-398.	281.	1541.	0.4	0.6
187	-451.	288.	1518.	1.4	188	-428.	314.	1564.	0.3	0.8
189	-451.	288.	1518.	1.1	190	-434.	286.	1565.	0.1	0.6
191	-451.	288.	1518.	2.1	192	-443.	291.	1567.	1.4	1.8
193	-447.	289.	1542.	0.3	194	-441.	280.	1553.	0.1	0.2
195	-447.	289.	1542.	0.3	196	-456.	288.	1554.	0.1	0.2
197	-443.	291.	1566.	1.1	198	-448.	293.	1591.	0.1	0.6
199	-443.	291.	1566.	1.0	200	-436.	287.	1584.	0.1	0.5
201	-536.	285.	1414.	6.6	202	-475.	272.	1653.	2.5	4.6
203	-526.	283.	1462.	3.0	204	-480.	161.	1534.	0.1	1.5
205	-481.	162.	1533.	0.9	206	-479.	195.	1582.	0.1	0.5
207	-481.	162.	1533.	0.7	208	-465.	204.	1532.	0.1	0.4
209	-522.	282.	1474.	2.0	210	-545.	403.	1484.	0.1	1.1
211	-534.	343.	1479.	0.4	212	-528.	325.	1480.	0.1	0.2
213	-507.	279.	1534.	1.6	214	-549.	333.	1561.	0.1	0.9
215	-491.	278.	1593.	2.0	216	-451.	186.	1606.	0.1	1.1
217	-482.	274.	1629.	2.0	218	-566.	229.	1646.	0.3	1.2
219	-521.	254.	1637.	0.4	220	-541.	254.	1615.	0.1	0.2
221	-578.	227.	1225.	14.6	222	-606.	218.	1237.	13.4	14.0
223	-606.	218.	1257.	6.7	224	-643.	101.	1543.	2.4	4.6
225	-610.	207.	1286.	2.7	226	-489.	379.	1231.	1.0	1.8
227	-617.	183.	1343.	4.7	228	-702.	456.	1220.	1.3	3.0
229	-643.	265.	1306.	1.4	230	-568.	136.	1263.	0.5	0.9
231	-694.	428.	1233.	1.4	232	-735.	298.	1440.	0.5	0.9
233	-702.	453.	1221.	1.9	234	-930.	542.	1182.	0.2	1.1
235	-702.	453.	1221.	0.9	236	-689.	412.	1304.	0.2	0.8
237	-702.	453.	1221.	2.8	238	-761.	403.	1319.	0.9	1.9
239	-725.	433.	1260.	1.1	240	-762.	400.	1255.	0.4	0.8
241	-625.	160.	1400.	2.7	242	-386.	298.	1543.	0.3	1.5
243	-643.	102.	1540.	1.3	244	-609.	-7.	1589.	0.3	0.8
245	-643.	102.	1540.	1.3	246	-543.	170.	1571.	0.1	0.7
247	-603.	129.	1553.	1.3	248	-578.	113.	1660.	0.1	0.7
249	-643.	102.	1540.	2.0	250	-711.	320.	1442.	0.2	1.1
251	-643.	102.	1540.	4.0	252	-706.	263.	1760.	0.7	2.3
253	-466.	187.	1628.	2.8	254	-749.	-40.	1509.	0.8	1.8
255	-643.	102.	1540.	2.0	256	-685.	-12.	1686.	0.3	1.2
257	-606.	218.	1257.	11.2	258	-605.	218.	1329.	11.4	11.3
259	-609.	218.	1329.	6.4	260	-689.	191.	1417.	4.6	5.5
261	-637.	185.	1373.	1.6	262	-693.	316.	1500.	0.1	0.9
263	-681.	290.	1475.	0.3	264	-694.	284.	1488.	0.3	0.3
265	-487.	303.	1488.	0.3	266	-657.	255.	1494.	0.1	0.2
267	-690.	310.	1494.	0.2	268	-712.	297.	1491.	0.1	0.2
269	-668.	152.	1416.	5.1	270	-783.	287.	1599.	0.1	2.6
271	-782.	286.	1597.	3.6	272	-940.	258.	1724.	0.3	1.9
273	-830.	277.	1635.	0.7	274	-871.	241.	1662.	0.2	0.4
275	-701.	265.	1692.	0.7	276	-930.	250.	1716.	0.2	0.4
277	-782.	286.	1597.	2.0	278	-940.	258.	1724.	0.3	1.1
279	-822.	279.	1629.	1.4	280	-832.	416.	1718.	0.1	0.8
281	-668.	152.	1416.	4.5	282	-804.	277.	1593.	0.3	2.4
283	-736.	214.	1504.	0.7	284	-772.	181.	1490.	0.1	0.4
285	-763.	189.	1494.	0.1	286	-766.	196.	1487.	0.1	0.1
287	-749.	227.	1522.	1.1	288	-776.	157.	1507.	0.2	0.7
289	-763.	182.	1514.	0.2	290	-766.	190.	1492.	0.1	0.2
291	-749.	227.	1522.	0.7	292	-769.	209.	1566.	0.2	0.4
293	-790.	264.	1575.	0.7	294	-799.	241.	1570.	0.2	0.4
295	-605.	218.	1329.	10.9	296	-608.	212.	1440.	10.5	10.7
297	-608.	212.	1440.	4.2	298	-680.	201.	1482.	3.5	3.8
299	-631.	207.	1459.	1.7	300	-671.	257.	1528.	1.5	1.6
301	-671.	257.	1527.	1.0	302	-686.	223.	1530.	0.1	0.8
303	-679.	240.	1528.	0.9	304	-713.	224.	1528.	0.1	0.5
305	-671.	257.	1527.	0.7	306	-687.	236.	1577.	0.1	0.4
307	-647.	204.	1471.	1.7	308	-649.	151.	1591.	0.1	0.9
309	-648.	182.	1515.	0.9	310	-610.	205.	1580.	0.1	0.3
311	-648.	181.	1517.	0.7	312	-742.	188.	1540.	0.1	0.4
313	-659.	201.	1481.	3.6	314	-752.	221.	1532.	0.6	2.1
315	-738.	218.	1525.	1.1	316	-774.	210.	1502.	0.1	0.6
317	-791.	221.	1532.	0.7	318	-772.	216.	1531.	0.1	0.4
319	-791.	221.	1532.	1.1	320	-780.	219.	1563.	0.2	0.6
321	-791.	221.	1532.	1.2	322	-759.	190.	1540.	0.1	0.7
323	-759.	206.	1536.	0.9	324	-787.	231.	1528.	0.1	0.5
325	-659.	261.	1481.	3.1	326	-710.	212.	1552.	0.2	1.7
327	-685.	207.	1516.	2.2	328	-618.	221.	1569.	0.2	1.2
329	-710.	212.	1551.	2.4	330	-701.	175.	1625.	0.3	1.3
331	-707.	201.	1573.	0.7	332	-655.	202.	1599.	0.1	0.4
333	-608.	212.	1440.	9.3	334	-598.	213.	1534.	9.6	9.4
335	-598.	213.	1534.	2.4	336	-664.	154.	1586.	2.1	2.3
337	-831.	284.	1550.	1.7	338	-652.	131.	1590.	0.1	0.9

(CONTINUED)

(20 of 34 sheets)

TABLE IV-5 (Continued)

NODE NO.	SOURCE				NODE NO.	TERMINUS				AVG STEM DIAM
	X COORD	Y COORD	Z COORD	DIAM		X COORD	Y COORD	Z COORD	DIAM	
MES DATA COLLECTION SITE E4-28 TREE NO. 19										
339	-637.	186.	1550.	0.8	340	-633.	210.	1588.	0.5	0.7
341	-633.	210.	1588.	0.4	342	-630.	209.	1610.	0.1	0.3
343	-652.	132.	1550.	0.5	344	-653.	155.	1538.	0.1	0.3
345	-644.	160.	1550.	0.3	346	-649.	179.	1539.	0.1	0.2
347	-631.	204.	1550.	1.0	348	-636.	185.	1562.	0.1	0.5
349	-633.	198.	1554.	0.4	350	-627.	202.	1555.	0.1	0.2
351	-651.	198.	1560.	0.6	352	-661.	187.	1564.	0.1	0.4
353	-664.	194.	1566.	0.6	354	-684.	188.	1574.	0.1	0.4
355	-664.	194.	1566.	0.6	356	-688.	195.	1565.	0.1	0.4
357	-598.	213.	1534.	3.6	358	-708.	285.	1555.	2.3	2.9
359	-680.	267.	1550.	1.4	360	-663.	278.	1681.	0.2	0.8
361	-680.	267.	1550.	0.5	362	-655.	255.	1638.	0.2	0.4
363	-680.	267.	1550.	1.4	364	-791.	211.	1649.	0.4	0.9
365	-707.	284.	1555.	1.4	366	-665.	187.	1558.	0.1	0.8
367	-690.	245.	1556.	0.7	368	-614.	302.	1559.	0.1	0.4
369	-665.	188.	1558.	0.4	370	-677.	217.	1559.	0.1	0.3
371	-665.	188.	1558.	0.4	372	-649.	226.	1548.	0.1	0.3
373	-665.	188.	1558.	0.6	374	-631.	267.	1584.	0.1	0.4
375	-707.	284.	1545.	2.7	376	-943.	272.	1588.	0.2	1.4
377	-907.	274.	1583.	0.8	378	-1025.	280.	1569.	0.1	0.5
379	-907.	274.	1583.	1.3	380	-895.	438.	1612.	0.1	0.7
381	-598.	213.	1534.	3.3	382	-539.	296.	1627.	2.5	2.9
383	-551.	279.	1608.	1.0	384	-531.	247.	1624.	0.2	0.6
385	-598.	213.	1534.	8.4	386	-851.	305.	1394.	7.3	7.8
387	-851.	305.	1394.	3.8	388	-728.	234.	1659.	2.4	3.1
389	-777.	263.	1553.	0.8	390	-800.	174.	1673.	0.2	0.5
391	-746.	245.	1619.	1.5	392	-516.	377.	1477.	0.2	0.8
393	-729.	235.	1657.	1.9	394	-571.	236.	1913.	0.2	1.0
395	-729.	235.	1657.	2.4	396	-752.	419.	1854.	0.2	1.3
397	-851.	305.	1394.	6.3	398	-602.	221.	1767.	2.5	4.4
399	-839.	301.	1413.	2.5	400	-727.	112.	1477.	0.1	1.3
401	-766.	178.	1454.	0.6	402	-771.	201.	1519.	0.1	0.4
403	-702.	255.	1618.	1.3	404	-620.	282.	1649.	0.3	0.8
405	-661.	268.	1633.	0.5	406	-681.	275.	1713.	0.1	0.3
407	-677.	246.	1659.	1.6	408	-590.	275.	1847.	0.3	0.9
409	-676.	273.	1693.	0.2	410	-704.	244.	1702.	0.1	0.1
MES DATA COLLECTION SITE E4-28 TREE NO. 20										
1	58.	-713.	99.	4.2	2	144	-699.	206.	19.6	29.9
3	544.	-699.	174.	19.6	4	112.	-685.	852.	11.0	15.3
5	51.	-605.	152.	4.8	6	16.	-645.	766.	4.1	4.6
7	51.	-565.	152.	11.0	8	32.	-654.	939.	10.9	11.0
9	51.	-624.	173.	4.4	10	25.	-406.	878.	2.9	3.6
11	58.	-615.	102.	1.1	12	96.	-508.	928.	0.9	1.0
13	57.	-517.	115.	1.5	14	96.	-527.	911.	0.1	0.3
15	57.	-575.	112.	0.3	16	86.	-519.	909.	0.1	0.2
17	59.	-518.	127.	0.4	18	93.	-509.	932.	0.1	0.2
19	59.	-508.	127.	1.6	20	124.	-498.	930.	0.1	0.3
21	62.	-418.	170.	1.3	22	74.	-419.	852.	0.1	0.3
23	62.	-418.	170.	1.3	24	54.	-436.	880.	0.2	0.8
25	63.	-414.	179.	0.3	26	42.	-441.	876.	0.1	0.2
27	69.	-416.	180.	0.3	28	57.	-424.	898.	0.1	0.2
29	65.	-456.	181.	0.3	30	75.	-418.	839.	0.1	0.2
31	53.	-624.	139.	1.2	32	41.	-652.	1052.	9.1	9.6
33	54.	-652.	152.	1.9	34	104.	-837.	1021.	5.5	5.7
35	71.	-437.	121.	1.1	36	22.	-801.	944.	2.2	2.6
37	74.	-412.	150.	0.6	38	75.	-830.	989.	0.5	0.5
39	77.	-417.	176.	0.9	40	76.	-818.	987.	0.5	0.5
41	81.	-418.	159.	1.2	42	76.	-803.	996.	0.1	0.7
43	81.	-417.	163.	0.6	44	107.	-764.	947.	0.1	0.7
45	81.	-815.	160.	0.9	46	141.	-800.	952.	0.1	0.3
47	82.	-811.	145.	1.1	48	92.	-907.	145.	0.1	0.6
49	82.	-871.	145.	1.9	50	307.	-826.	854.	0.1	0.5
51	34.	-801.	145.	0.9	52	37.	-715.	912.	0.1	0.5
53	71.	-847.	121.	4.3	54	751.	-970.	1057.	3.1	3.7
55	71.	-807.	124.	3.2	56	83.	-724.	1053.	0.9	2.0
57	69.	-756.	146.	1.9	58	57.	-768.	1080.	0.2	1.0
59	68.	-757.	153.	1.4	60	64.	-778.	1142.	0.1	0.8
61	68.	-743.	149.	0.8	62	70.	-753.	1030.	0.2	0.5
63	69.	-747.	144.	1.4	64	93.	-752.	1030.	0.1	0.3
65	68.	-716.	153.	0.8	66	92.	-750.	1051.	0.2	0.5
67	65.	-716.	153.	0.8	68	166.	-744.	1064.	0.2	0.5
69	75.	-966.	155.	1.3	70	717.	-938.	1053.	0.1	0.7
71	72.	-926.	155.	1.0	72	754.	-982.	1055.	0.1	0.5
73	75.	-939.	157.	1.1	74	727.	-901.	1045.	0.1	0.6
75	73.	-915.	151.	0.4	76	755.	-967.	1047.	0.1	0.3
77	74.	-959.	157.	0.1	78	124.	-937.	1093.	0.1	1.1
79	54.	-652.	159.	4.3	80	141.	-661.	1196.	6.6	7.5
81	54.	-661.	190.	4.3	82	517.	-290.	1089.	1.8	3.1
83	56.	-551.	194.	2.6	84	659.	-662.	1329.	0.4	1.5
85	65.	-649.	179.	1.6	86	464.	-578.	1260.	0.3	0.5
87	65.	-501.	152.	1.8	88	779.	-486.	1164.	0.1	0.4
89	69.	-451.	142.	0.6	90	537.	-691.	1403.	0.1	0.4
91	59.	-313.	191.	1.3	92	108.	-531.	1122.	0.4	0.9
93	61.	-519.	171.	0.1	94	534.	-514.	1129.	0.1	0.1
95	61.	-519.	171.	1.3	96	577.	-496.	1128.	0.1	0.2
97	61.	-316.	187.	0.0	98	533.	-421.	1126.	0.1	0.4
99	61.	-293.	187.	1.4	100	580.	-380.	1130.	0.1	0.3
101	61.	-273.	187.	1.1	102	577.	-439.	1130.	0.1	0.3
103	54.	-601.	190.	4.8	104	806.	-750.	1105.	4.9	5.4
105	81.	-753.	1109.	4.9	106	781.	-758.	1096.	4.8	4.8
107	88.	-758.	1190.	3.0	108	783.	-822.	1060.	0.6	1.8

(CONTINUED)

(1 of 34 sheets)



TABLE IV-5 (Continued)

NODE NO.	S T R U C T U R E			DIAM	NODE NO.	T E R M I N U S			DIAM	AVG STEM DIAM
	X COORD	Y COORD	Z COORD			X COORD	Y COORD	Z COORD		
VEGETATION COLLECTION SITE F4-28 TREE NO. 20										
109	722	-790.	1.78.	1.8	111	745.	-810.	1075.	0.2	0.5
111	722	-790.	1.78.	1.6	112	715.	-766.	1058.	0.2	0.4
113	722	-790.	1.78.	1.6	114	723.	-808.	1056.	0.2	0.4
115	743.	-816.	1.89.	0.5	116	732.	-814.	1052.	0.2	0.3
117	702.	-815.	1.84.	1.5	118	747.	-822.	1051.	0.2	0.3
119	681.	-798.	1.96.	4.6	120	663.	-779.	1113.	3.9	4.3
121	667.	-779.	1.13.	3.8	122	786.	-1009.	1159.	1.1	2.4
123	681.	-813.	1.22.	1.6	124	677.	-821.	1173.	0.1	0.3
125	722.	-824.	1.36.	1.4	126	727.	-898.	1189.	0.1	0.2
127	743.	-843.	1.43.	0.4	128	745.	-924.	1196.	0.1	0.2
129	664.	-779.	1.13.	3.1	130	723.	-857.	1054.	0.6	1.9
131	667.	-796.	1.07.	0.8	132	692.	-776.	1158.	0.2	0.5
133	722.	-912.	1.69.	0.8	134	713.	-907.	1077.	0.0	0.8
135	644.	-808.	1.89.	0.8	136	657.	-834.	1050.	0.2	0.5
137	717.	-929.	1.33.	1.3	138	690.	-910.	1054.	0.1	0.2
139	644.	-811.	1.96.	0.1	140	657.	-847.	1139.	6.3	6.2
141	667.	-847.	1.139.	4.2	142	660.	-398.	1146.	0.9	2.0
143	611.	-822.	1.42.	1.3	144	655.	-867.	1131.	0.1	0.7
145	585.	-840.	1.27.	1.1	146	634.	-498.	1100.	0.1	0.1
147	655.	-851.	1.31.	0.5	148	601.	-522.	1053.	0.1	0.3
149	655.	-801.	1.31.	1.1	150	610.	-621.	1144.	0.1	0.6
151	622.	-825.	1.43.	1.3	152	622.	-560.	1216.	0.2	0.7
153	622.	-803.	1.44.	0.5	154	73.	-641.	1148.	0.1	0.3
155	622.	-847.	1.34.	0.3	156	649.	-653.	1150.	6.3	6.3
157	649.	-853.	1.67.	3.0	158	935.	-702.	1203.	1.7	2.3
159	644.	-805.	1.72.	1.2	160	714.	-857.	1076.	0.1	0.7
161	681.	-801.	1.73.	1.3	162	691.	-681.	1099.	0.1	0.2
163	644.	-870.	1.79.	1.8	164	659.	-692.	1192.	0.1	1.0
165	722.	-876.	1.79.	1.5	166	736.	-709.	1210.	0.1	0.3
167	743.	-811.	1.81.	1.5	168	772.	-727.	1184.	0.1	0.3
169	670.	-871.	1.92.	2.6	170	658.	-756.	1154.	0.1	0.4
171	644.	-833.	1.60.	0.3	172	650.	-644.	1185.	6.4	6.4
173	657.	-804.	1.85.	0.1	174	657.	-729.	1435.	4.3	5.2
175	657.	-807.	1.13.	1.6	176	649.	-752.	1354.	0.5	0.6
177	657.	-779.	1.32.	3.1	178	618.	-816.	1467.	1.8	2.5
179	644.	-708.	1.44.	2.5	180	651.	-699.	1460.	0.2	1.3
181	657.	-766.	1.59.	1.4	182	660.	-710.	1457.	0.1	0.2
183	622.	-813.	1.63.	0.8	184	691.	-791.	1466.	0.2	0.5
185	622.	-813.	1.62.	1.7	186	673.	-801.	1471.	0.2	0.4
187	644.	-729.	1.79.	1.1	188	635.	-784.	1521.	1.4	2.4
189	644.	-716.	1.78.	2.5	190	659.	-788.	1548.	0.2	1.4
191	644.	-716.	1.99.	1.7	192	654.	-756.	1557.	0.1	0.9
193	644.	-770.	1.92.	1.6	194	643.	-775.	1530.	0.1	0.4
195	644.	-713.	1.20.	1.2	196	680.	-747.	1546.	0.2	0.7
197	644.	-713.	1.20.	0.9	198	603.	-785.	1535.	0.2	0.6
199	644.	-644.	1.02.	6.4	200	657.	-624.	1216.	6.5	6.5
201	644.	-854.	1.10.	4.9	202	666.	-666.	1256.	4.9	4.9
203	644.	-806.	1.50.	3.3	204	450.	-769.	1295.	3.0	3.1
205	644.	-777.	1.71.	0.3	206	424.	-705.	1278.	0.3	0.3
207	644.	-713.	1.87.	2.6	208	493.	-680.	1209.	0.3	1.2
209	644.	-711.	1.82.	1.0	210	470.	-768.	1218.	0.2	0.6
211	644.	-711.	1.99.	1.0	212	446.	-763.	1264.	2.8	2.9
213	644.	-711.	1.64.	1.2	214	421.	-747.	1214.	0.2	0.7
215	644.	-711.	1.64.	1.9	216	480.	-795.	1191.	0.1	1.0
217	644.	-743.	1.49.	0.8	218	480.	-775.	1249.	0.1	0.4
219	644.	-644.	1.50.	3.6	220	607.	-741.	1353.	2.5	3.0
221	644.	-674.	1.60.	1.9	222	697.	-683.	1326.	0.2	0.8
223	644.	-713.	1.43.	1.4	224	615.	-615.	1437.	0.2	0.5
225	644.	-735.	1.49.	1.7	226	444.	-782.	1351.	0.2	0.5
227	644.	-743.	1.52.	3.3	228	70.	-1175.	1427.	0.2	1.7
229	644.	-1036.	1.07.	0.7	230	101.	-1079.	1374.	0.2	0.4
231	644.	-644.	1.10.	6.5	232	649.	-986.	1403.	6.9	6.7
233	644.	-819.	1.84.	2.6	234	704.	-634.	1356.	0.7	1.3
235	644.	-946.	1.01.	2.6	236	620.	-771.	1363.	0.3	1.5
237	644.	-842.	1.82.	1.6	238	630.	-579.	1431.	0.2	1.0
239	644.	-946.	1.63.	5.1	240	693.	-204.	1057.	2.3	3.7
241	644.	-848.	1.48.	1.5	242	490.	-756.	1344.	0.1	0.8
243	644.	-610.	1.61.	0.6	244	620.	-545.	1318.	0.1	0.4
245	644.	-872.	1.70.	0.4	246	491.	-652.	1332.	0.1	0.2
247	644.	-443.	1.81.	0.3	248	466.	-708.	1362.	0.1	0.2
249	644.	-471.	1.39.	1.5	250	772.	-601.	1612.	0.1	0.6
251	644.	-844.	1.57.	0.4	252	680.	-573.	1526.	0.1	0.2
253	644.	-575.	1.97.	0.2	254	791.	-536.	1575.	0.1	0.2
255	644.	-125.	1.30.	2.1	256	713.	-542.	1628.	0.1	1.1
257	644.	-458.	1.29.	0.5	258	647.	-424.	1757.	0.1	0.3
259	644.	-376.	1.53.	1.3	260	657.	-547.	1618.	0.1	0.7
261	644.	-411.	1.25.	0.3	262	664.	-507.	1676.	0.1	0.2
263	644.	-411.	1.25.	0.3	264	652.	-515.	1659.	0.1	0.2
265	614.	-377.	1.75.	1.0	266	642.	-395.	1764.	0.1	0.6
267	614.	-349.	1.82.	1.3	268	691.	-479.	1699.	0.1	0.7
269	614.	-342.	1.88.	0.3	270	664.	-400.	1682.	0.1	0.2
271	614.	-241.	1.87.	0.8	272	639.	-292.	1826.	0.1	0.4
273	644.	-252.	1.78.	0.8	274	642.	-346.	1823.	0.3	0.5
275	644.	-246.	1.83.	3.9	276	643.	-594.	1448.	3.6	3.7
277	644.	-271.	1.47.	2.9	278	601.	-987.	1440.	1.9	2.4
279	644.	-277.	1.40.	1.8	280	489.	-642.	1450.	0.3	1.0
281	644.	-287.	1.44.	1.8	282	453.	-584.	1444.	1.5	1.6
283	644.	-284.	1.44.	1.3	284	463.	-584.	1504.	0.5	0.9
285	644.	-284.	1.44.	1.3	286	494.	-588.	1390.	0.2	0.6
287	644.	-284.	1.44.	1.1	288	487.	-553.	1382.	0.2	0.6
289	644.	-284.	1.44.	0.9	290	488.	-589.	1519.	2.0	3.1
291	644.	-284.	1.44.	2.0	292	481.	-572.	1605.	0.2	1.1
293	644.	-284.	1.44.	1.7	294	681.	-610.	1582.	0.2	0.9
295	644.	-284.	1.44.	3.4	296	687.	-685.	1467.	2.7	3.0

TABLE IV-5 (Continued)

Reproduced from best available copy.

NODE NO.	SOURCE			DIAM	NODE NO.	TERMINUS			DIAM	AVG STEM DIAM
	X COORD	Y COORD	Z COORD			X COORD	Y COORD	Z COORD		
WES DATA COLLECTION SITE E4-28 TREE NO. 20										
297	567.	-634.	1467.	1.7	296	594.	-615.	1482.	0.3	1.0
299	567.	-684.	1467.	3.1	300	491.	-576.	1486.	0.3	1.7
301	567.	-673.	1469.	1.2	302	568.	-662.	1567.	0.1	2.7
WES DATA COLLECTION SITE E4-28 TREE NO. 21										
1	267.	-869.	80.	24.2	2	241.	-850.	210.	16.9	20.5
3	241.	-850.	110.	10.9	4	205.	-806.	466.	13.7	15.1
5	204.	-806.	446.	11.7	6	138.	-826.	876.	10.4	17.0
7	145.	-824.	835.	2.7	8	179.	-834.	886.	0.3	1.5
9	159.	-828.	856.	1.6	10	168.	-842.	873.	0.3	1.0
11	143.	-824.	843.	3.4	12	139.	-825.	926.	0.3	1.8
13	138.	-824.	905.	2.7	14	203.	-827.	931.	0.3	1.5
15	166.	-826.	916.	2.3	16	172.	-825.	953.	0.4	1.4
17	146.	-825.	864.	2.1	18	107.	-815.	939.	0.3	1.2
19	138.	-826.	876.	3.6	20	474.	-602.	1073.	2.1	2.9
21	340.	-691.	594.	0.9	22	576.	-729.	1067.	0.2	0.4
23	343.	-695.	1002.	0.5	24	323.	-716.	1022.	0.1	2.3
25	348.	-701.	1112.	0.4	26	360.	-689.	1006.	0.1	2.2
27	371.	-669.	1114.	0.9	28	454.	-613.	1068.	0.2	0.5
29	391.	-658.	1124.	0.7	30	417.	-500.	1044.	0.2	2.5
31	407.	-647.	1134.	0.7	32	407.	-714.	1030.	0.2	2.5
33	424.	-635.	1143.	0.7	34	493.	-685.	1037.	0.2	3.5
35	431.	-640.	1143.	0.7	36	426.	-551.	1040.	0.1	2.4
37	458.	-613.	1163.	0.5	38	482.	-670.	1089.	0.2	0.4
39	464.	-609.	1167.	0.5	40	495.	-576.	1070.	0.2	0.4
41	138.	-826.	876.	9.9	42	149.	-811.	956.	10.2	10.1
43	149.	-811.	956.	4.8	44	154.	-706.	1048.	3.4	4.1
45	154.	-707.	1147.	3.1	46	116.	-831.	1154.	0.2	1.6
47	125.	-800.	1127.	1.2	48	135.	-831.	1166.	0.3	0.8
49	154.	-707.	1147.	3.3	50	228.	-795.	1127.	1.0	2.1
51	227.	-794.	1126.	1.0	52	284.	-835.	1129.	0.1	0.6
53	227.	-794.	1126.	1.0	54	97.	-809.	1171.	0.1	1.5
55	149.	-811.	956.	8.5	56	72.	-826.	1035.	8.4	8.5
57	111.	-816.	986.	0.9	58	170.	-822.	1054.	0.2	0.5
59	72.	-820.	1025.	6.4	60	51.	-751.	1123.	6.1	6.2
61	51.	-791.	1126.	4.9	62	11.	-613.	1375.	1.0	2.9
63	31.	-642.	1245.	2.9	64	13.	-678.	1493.	0.2	1.4
65	18.	-679.	1350.	0.7	66	9.	-659.	1387.	0.1	0.4
67	27.	-608.	1274.	1.5	68	5.	-746.	1357.	0.2	0.9
69	19.	-640.	1325.	0.7	70	6.	-418.	1360.	0.2	0.5
71	17.	-654.	1437.	0.7	72	4.	-611.	1372.	0.2	0.5
73	51.	-751.	1123.	5.2	74	23.	-740.	1148.	5.1	5.1
75	23.	-740.	1148.	3.8	76	34.	-559.	1261.	1.9	2.9
77	28.	-659.	1194.	1.3	78	47.	-641.	1235.	0.2	0.8
79	9.	-690.	1217.	0.5	80	75.	-705.	1253.	0.1	0.3
81	28.	-659.	1194.	1.5	82	123.	-730.	1247.	1.3	1.4
83	32.	-604.	1233.	1.1	84	92.	-601.	1252.	0.2	0.7
85	32.	-595.	1238.	1.5	86	82.	-695.	1302.	0.3	0.9
87	23.	-740.	1148.	2.6	88	32.	-705.	1177.	2.1	2.4
89	9.	-731.	1155.	0.8	90	19.	-725.	1189.	0.1	0.5
91	13.	-729.	1169.	0.5	92	9.	-717.	1187.	0.1	0.1
93	17.	-726.	1181.	0.2	94	11.	-725.	1189.	0.1	0.1
95	72.	-420.	1035.	8.1	96	60.	-824.	1073.	7.9	5.0
97	60.	-824.	1073.	2.7	98	69.	-426.	1220.	1.8	2.7
99	65.	-824.	1117.	1.1	100	25.	-819.	1174.	0.1	0.6
101	64.	-825.	1139.	0.8	102	22.	-834.	1168.	0.1	0.5
103	64.	-825.	1139.	1.3	104	51.	-757.	1164.	0.1	0.7
105	64.	-825.	1139.	0.7	106	106.	-816.	1152.	0.1	0.4
107	65.	-825.	1161.	0.8	108	25.	-796.	1215.	0.1	0.5
109	86.	-825.	1168.	0.4	110	82.	-300.	1170.	0.1	2.3
111	61.	-824.	1173.	7.9	112	17.	-849.	1151.	6.5	7.2
113	17.	-849.	1151.	3.7	114	20.	-496.	1250.	1.7	2.7
115	5.	-877.	1210.	0.5	116	9.	-859.	1212.	0.2	0.4
117	17.	-849.	1151.	5.0	118	118.	-849.	1209.	4.1	4.5
119	136.	-849.	1209.	3.3	120	279.	-823.	1200.	1.5	2.4
121	227.	-831.	1203.	1.0	122	122.	-863.	1272.	0.1	0.5
123	277.	-823.	1200.	6.7	124	124.	-814.	1199.	0.1	0.4
125	277.	-823.	1200.	0.5	126	126.	-295.	1199.	0.1	0.3
127	106.	-849.	1209.	3.4	128	128.	-863.	1230.	3.4	3.4
129	136.	-862.	1230.	1.0	130	130.	-102.	1320.	0.2	0.6
131	125.	-847.	1257.	0.3	132	132.	-850.	1290.	0.1	0.2
133	112.	-873.	1293.	0.2	134	134.	-114.	1290.	0.1	0.2
135	136.	-862.	1230.	1.0	136	136.	-935.	1301.	0.1	0.2
137	140.	-884.	1222.	0.8	138	138.	-72.	1205.	0.2	0.6
139	136.	-862.	1230.	3.4	140	140.	-873.	1211.	0.1	0.5
141	162.	-891.	1192.	0.7	142	142.	-176.	1167.	0.2	0.8
WES DATA COLLECTION SITE E4-28 TREE NO. 22										
1	-180.	-845.	72.	7.7	2	-187.	-830.	201.	3.2	5.4
3	-187.	-830.	201.	3.2	4	-214.	-829.	349.	4.1	3.7
5	-214.	-829.	349.	1.5	6	-294.	-820.	346.	1.2	1.3
7	-294.	-824.	349.	0.9	8	-257.	-811.	386.	0.1	0.5
9	-255.	-820.	360.	0.4	10	-217.	-834.	358.	0.1	0.3
11	-255.	-820.	360.	0.4	12	-270.	-859.	349.	0.1	0.2
13	-256.	-812.	383.	0.8	14	-206.	-824.	391.	0.1	0.4
15	-291.	-820.	348.	1.4	16	-358.	-827.	370.	0.2	0.8
17	-326.	-824.	359.	6.7	18	-307.	-825.	369.	0.1	0.4
19	-351.	-827.	367.	0.9	20	-361.	-874.	349.	0.1	0.5
21	-293.	-820.	348.	1.3	22	-372.	-849.	312.	0.1	0.7
23	-321.	-823.	342.	0.5	24	-342.	-821.	385.	0.1	0.3

(CONTINUED)

(23 of 34 sheets)

102

TABLE IV-5 (Continued)

NODE NO.	SOURCE			DIAM	NODE NO.	TERMINUS			DIAM	AVG STEM DIAM
	X COORD	Y COORD	Z COORD			X COORD	Y COORD	Z COORD		
	WES DATA COLLECTION SITE E4-28 TREE NO. 24									
19	195.	-803.	1212.	1.5	20	293.	-834.	1183.	1.3	1.4
21	200.	-805.	1211.	0.9	22	211.	-801.	1252.	0.6	0.7
23	211.	-801.	1292.	0.7	24	100.	-785.	1267.	0.1	0.4
25	211.	-801.	1252.	0.5	28	247.	-812.	1273.	0.1	0.3
27	279.	-829.	1188.	0.6	28	247.	-727.	1188.	0.1	0.3
29	195.	-803.	1212.	2.6	30	190.	-872.	1231.	1.9	2.2
31	190.	-871.	1231.	1.6	32	217.	-743.	1265.	0.1	0.8
33	190.	-871.	1231.	1.6	34	136.	-777.	1266.	0.1	0.8
35	142.	-786.	1262.	0.6	36	109.	-748.	1316.	0.2	0.4
37	139.	-782.	1264.	0.3	38	100.	-739.	1264.	0.1	0.2
39	153.	-816.	1251.	29.4	40	143.	-821.	1273.	29.5	29.4
41	143.	-821.	1273.	9.6	42	-43.	-699.	1266.	9.3	9.5
43	-43.	-699.	1266.	7.1	44	-81.	-663.	1279.	6.3	6.7
45	-81.	-663.	1279.	3.9	46	-358.	-688.	1289.	1.6	2.8
47	-178.	-672.	1281.	1.0	48	-235.	-636.	1265.	0.1	0.5
49	-224.	-643.	1269.	0.2	50	-235.	-837.	1266.	0.1	0.2
51	-219.	-676.	1282.	1.0	52	-259.	-731.	1293.	0.1	0.5
53	-239.	-704.	1287.	0.2	54	-228.	-686.	1285.	0.1	0.2
55	-247.	-715.	1290.	0.2	56	-243.	-702.	1285.	0.1	0.1
57	-247.	-678.	1282.	0.6	58	-225.	-657.	1254.	0.2	0.4
59	-250.	-678.	1282.	1.0	60	-243.	-597.	1268.	0.2	0.6
61	-267.	-680.	1283.	0.6	62	-284.	-659.	1283.	0.2	0.4
63	-303.	-683.	1283.	0.8	64	-313.	-643.	1277.	0.2	0.5
65	-316.	-685.	1284.	0.6	66	-331.	-715.	1287.	0.1	0.3
67	-81.	-663.	1279.	3.6	68	-170.	-440.	1263.	2.2	2.9
69	-108.	-596.	1274.	1.8	70	-116.	-667.	1266.	0.1	0.9
71	-112.	-632.	1270.	0.7	72	-118.	-586.	1291.	0.1	0.4
73	-116.	-599.	1285.	0.4	74	-117.	-606.	1301.	0.1	0.2
75	-143.	-507.	1268.	0.7	76	-145.	-579.	1264.	0.2	0.4
77	-145.	-561.	1265.	0.4	78	-198.	-553.	1264.	0.1	0.2
79	-169.	-442.	1263.	0.5	80	-186.	-485.	1277.	0.1	0.3
81	-189.	-442.	1263.	0.9	82	-185.	-481.	1240.	0.1	0.5
83	-43.	-699.	1266.	5.2	84	-159.	-408.	1278.	1.9	3.5
85	-136.	-466.	1276.	1.0	86	-177.	-474.	1297.	0.1	0.6
87	-148.	-469.	1282.	0.3	88	-150.	-450.	1285.	0.1	0.2
89	-169.	-473.	1293.	0.2	90	-175.	-467.	1296.	0.1	0.2
91	-170.	-473.	1293.	0.1	92	-172.	-472.	1297.	0.1	0.1
93	-138.	-460.	1274.	1.0	94	-154.	-499.	1254.	0.1	0.6
95	-146.	-480.	1263.	0.3	96	-149.	-471.	1265.	0.1	0.2
97	-148.	-480.	1283.	0.3	98	-148.	-470.	1265.	0.1	0.2
99	-150.	-489.	1259.	0.1	100	-151.	-466.	1259.	0.1	0.1
101	-142.	-452.	1276.	0.8	102	-149.	-461.	1270.	0.1	0.4
103	-142.	-452.	1276.	0.4	104	-144.	-454.	1290.	0.1	0.2
105	-147.	-437.	1277.	0.4	106	-152.	-448.	1298.	0.1	0.2
107	-147.	-437.	1277.	0.4	108	-147.	-450.	1268.	0.1	0.2
109	-158.	-411.	1278.	0.5	110	-166.	-431.	1291.	0.1	0.3
111	-158.	-411.	1278.	0.5	112	-163.	-423.	1257.	0.1	0.3
113	141.	-821.	1273.	7.0	114	56.	-373.	1314.	2.1	4.6
115	108.	-841.	1290.	2.8	116	-123.	-584.	1426.	0.1	1.5
117	50.	-627.	1324.	0.8	118	63.	-763.	1336.	0.1	0.5
119	-8.	-613.	1358.	0.6	120	23.	-703.	1372.	0.1	0.4
121	-85.	-998.	1392.	0.6	122	-19.	-987.	1476.	0.2	0.4
123	82.	-507.	1302.	2.8	124	217.	-533.	1302.	0.7	1.8
125	74.	-462.	1308.	1.4	126	75.	-454.	1397.	1.1	1.2
127	74.	-459.	1338.	0.7	128	-10.	-363.	1348.	0.1	0.4
129	74.	-457.	1361.	0.5	130	122.	-536.	1353.	0.1	0.3
131	75.	-454.	1396.	1.0	132	203.	-405.	1398.	0.1	0.5
133	75.	-454.	1396.	0.7	134	8.	-467.	1396.	0.1	0.4
135	69.	-440.	1308.	2.1	136	326.	-538.	1312.	0.4	1.2
137	65.	-417.	1310.	1.4	138	-25.	-400.	1310.	0.4	0.9
139	20.	-409.	1310.	0.6	140	4.	-412.	1220.	0.1	0.3
141	143.	-821.	1273.	29.5	142	146.	-822.	1307.	29.1	29.3
143	146.	-822.	1307.	15.4	144	96.	-824.	1411.	13.3	14.3
145	99.	-824.	1406.	0.6	146	98.	-822.	1413.	2.2	0.4
147	96.	-824.	1411.	9.7	148	-93.	-359.	1535.	0.1	3.9
149	20.	-638.	1460.	1.7	150	-43.	-720.	1407.	0.1	0.9
151	17.	-629.	1463.	2.0	152	-11.	-695.	1711.	0.1	1.1
153	-8.	-688.	1686.	0.6	154	36.	-796.	1743.	0.1	0.3
155	-36.	-499.	1498.	2.0	156	-97.	-647.	1743.	0.3	1.1
157	-35.	-452.	1510.	2.3	158	-300.	-388.	1564.	0.3	1.3
159	-65.	-429.	1510.	1.1	160	77.	-490.	1503.	0.3	0.7
161	96.	-824.	1411.	12.4	162	74.	-822.	1471.	12.5	12.4
163	74.	-822.	1471.	4.6	164	16.	-773.	1391.	0.7	2.7
165	5.	-809.	1451.	1.2	166	-9.	-812.	1494.	1.2	1.2
167	-8.	-812.	1454.	0.3	168	-8.	-813.	1497.	0.1	0.2
169	-133.	-785.	1411.	0.9	170	-203.	-838.	1411.	0.1	6.5
171	-147.	-795.	1411.	0.5	172	-154.	-825.	1427.	0.1	0.2
173	-147.	-795.	1411.	0.5	174	-123.	-750.	1351.	0.1	0.3
175	-146.	-783.	1407.	0.9	176	-174.	-787.	1356.	0.1	0.5
177	-149.	-783.	1402.	0.4	178	-147.	-769.	1383.	0.1	0.2
179	-163.	-786.	1376.	0.2	180	-198.	-769.	1373.	0.1	0.2
181	74.	-822.	1471.	12.5	182	67.	-816.	1549.	12.6	12.7
183	67.	-816.	1549.	4.3	184	5.	-901.	1593.	1.5	2.9
185	30.	-915.	1574.	2.2	186	89.	-846.	1586.	0.4	1.3
187	67.	-816.	1549.	11.0	188	59.	-889.	1587.	12.0	11.9
189	59.	-805.	1587.	3.8	190	-141.	-826.	1560.	1.7	2.7
191	-21.	-813.	1576.	1.9	192	-72.	-758.	1569.	0.1	1.0
193	-52.	-779.	1572.	0.5	194	-74.	-787.	1567.	0.1	0.3
195	-53.	-774.	1571.	0.4	196	-69.	-772.	1573.	0.1	0.2
197	-41.	-819.	1573.	0.8	198	-87.	-813.	1561.	0.6	0.8
199	-57.	-813.	1561.	0.8	200	-49.	-802.	1548.	0.1	0.4
201	-61.	-817.	1571.	0.4	202	-94.	-821.	1547.	0.2	0.3
203	-71.	-818.	1569.	0.4	204	-87.	-818.	1589.	0.2	0.3

(CONTINUED)

(25 of 34 sheets)

TABLE IV-5 (Continued)

NODE NO.	SOURCE			DIAM	NODE NO.	TERMINUS			DIAM	AVG STEM DIAM
	X COORD	Y COORD	Z COORD			X COORD	Y COORD	Z COORD		
NES DATA COLLECTION SITE E4-28 TREE NO. 24										
205	-101.	-821.	1565.	0.4	206	-109.	-805.	1555.	0.2	0.3
207	-131.	-825.	1561.	0.4	208	-143.	-816.	1547.	0.2	0.3
209	59.	-805.	1587.	3.4	210	100.	-759.	1678.	1.7	2.5
211	69.	-793.	1609.	1.4	212	129.	-861.	1548.	0.1	0.7
213	91.	-807.	1597.	0.7	214	77.	-777.	1584.	0.1	0.4
215	69.	-793.	1609.	1.0	216	18.	-809.	1625.	0.1	0.6
217	43.	-799.	1616.	0.7	218	23.	-792.	1643.	0.1	0.4
219	75.	-786.	1623.	0.5	220	93.	-807.	1605.	0.1	0.3
221	59.	-805.	1587.	12.0	222	53.	-800.	1642.	12.2	12.1
223	51.	-800.	1642.	7.5	224	-149.	-744.	1753.	3.1	5.3
225	33.	-795.	1653.	0.2	226	27.	-809.	1635.	0.1	0.2
227	-48.	-772.	1697.	3.2	228	-161.	-699.	1744.	0.2	1.6
229	-59.	-765.	1702.	2.1	230	-163.	-797.	1738.	0.2	1.1
231	-104.	-736.	1721.	0.6	232	-163.	-777.	1728.	0.2	0.4
233	-52.	-771.	1699.	0.8	234	-87.	-765.	1706.	0.2	0.5
235	-93.	-770.	1703.	0.8	236	-75.	-800.	1711.	0.2	0.5
237	-99.	-758.	1725.	1.1	238	-123.	-765.	1765.	0.2	0.6
239	54.	-800.	1642.	5.7	240	56.	-621.	1625.	2.2	4.0
241	53.	-782.	1660.	1.1	242	62.	-746.	1696.	0.3	0.7
243	54.	-773.	1669.	1.1	244	54.	-772.	1746.	0.1	0.6
245	54.	-768.	1675.	1.1	246	72.	-768.	1776.	0.1	0.6
247	54.	-747.	1697.	2.9	248	87.	-892.	1598.	0.1	1.5
249	54.	-729.	1715.	1.1	250	55.	-743.	1804.	0.1	0.6
251	55.	-666.	1779.	1.7	252	145.	-644.	1779.	0.3	1.0
253	57.	-806.	1642.	10.0	254	45.	-790.	1705.	9.8	9.9
255	45.	-790.	1705.	4.0	256	10.	-871.	1750.	1.7	2.8
257	28.	-830.	1728.	0.6	258	3.	-833.	1731.	0.2	0.5
259	28.	-830.	1728.	0.6	260	13.	-831.	1728.	0.2	0.4
261	22.	-842.	1734.	0.8	262	32.	-833.	1741.	0.2	0.5
263	17.	-824.	1741.	0.4	264	10.	-849.	1745.	0.1	0.2
265	17.	-854.	1741.	0.6	266	23.	-847.	1743.	0.1	0.3
267	45.	-790.	1705.	9.4	268	39.	-773.	1741.	8.4	8.9
269	39.	-773.	1741.	5.9	270	-113.	-809.	1817.	1.9	3.9
271	24.	-777.	1749.	0.9	272	3.	-772.	1776.	0.2	0.5
273	-37.	-791.	1779.	3.8	274	-84.	-704.	1811.	0.3	2.1
275	39.	-773.	1741.	8.1	276	40.	-776.	2086.	2.4	5.4
277	39.	-773.	1745.	2.1	278	77.	-809.	1773.	0.2	1.1
279	58.	-690.	1759.	0.8	280	27.	-727.	1741.	0.1	0.5
281	58.	-649.	1766.	0.6	282	76.	-682.	1763.	0.1	0.4
283	39.	-773.	1759.	2.1	284	29.	-817.	1785.	0.2	1.1
285	37.	-784.	1765.	0.5	286	32.	-764.	1765.	0.1	0.3
287	31.	-808.	1780.	0.4	288	25.	-802.	1784.	0.1	0.3
289	39.	-773.	1776.	3.4	290	47.	-676.	1810.	0.2	1.8
291	42.	-715.	1797.	0.8	292	52.	-721.	1826.	0.2	0.5
293	44.	-691.	1805.	0.7	294	26.	-700.	1801.	0.2	0.4
295	45.	-774.	1879.	1.7	296	-8.	-763.	1897.	0.4	1.1
297	40.	-775.	1948.	2.1	298	26.	-728.	1965.	0.4	1.3
299	31.	-747.	1958.	0.6	300	36.	-766.	1964.	0.1	0.4
301	40.	-775.	2017.	1.7	302	87.	-786.	2035.	0.2	0.9
303	66.	-782.	2020.	0.4	304	81.	-775.	2022.	0.1	0.3
305	146.	-822.	1507.	28.1	306	152.	-816.	1364.	28.7	28.4
307	152.	-816.	1364.	10.5	308	435.	-1172.	1596.	2.1	6.3
309	166.	-834.	1376.	1.1	310	152.	-852.	1421.	0.1	0.6
311	180.	-852.	1387.	1.1	312	156.	-879.	1455.	0.3	0.7
313	160.	-866.	1421.	0.5	314	177.	-875.	1458.	0.1	0.3
315	180.	-852.	1387.	1.6	316	331.	-747.	1477.	0.5	1.1
317	293.	-994.	1480.	3.7	318	515.	-715.	1462.	3.2	3.4
319	513.	-718.	1462.	0.6	320	570.	-789.	1519.	0.1	0.3
321	511.	-718.	1452.	2.2	322	627.	-861.	1292.	0.2	1.2
323	559.	-775.	1394.	1.1	324	637.	-837.	1394.	0.1	0.6
325	322.	-1030.	1503.	6.3	326	381.	-955.	1684.	1.1	3.7
327	336.	-1048.	1515.	1.6	328	451.	-1076.	1419.	0.2	0.9
329	382.	-1059.	1476.	0.9	330	369.	-920.	1357.	0.1	0.5
331	350.	-1066.	1527.	1.6	332	330.	-1091.	1676.	0.2	0.9
333	364.	-1083.	1538.	2.1	334	416.	-1018.	1696.	0.2	1.2
335	378.	-1101.	1550.	4.2	336	389.	-1027.	1740.	0.5	2.4
337	352.	-818.	1364.	28.7	338	148.	-799.	1448.	29.6	29.1
339	149.	-799.	1448.	12.8	340	101.	-654.	1588.	10.1	11.4
341	101.	-654.	1588.	8.8	342	54.	-518.	1756.	4.0	6.4
343	80.	-593.	1663.	2.6	344	112.	-648.	1754.	0.2	1.4
345	96.	-620.	1709.	1.6	346	121.	-577.	1732.	0.1	0.8
347	76.	-582.	1677.	2.6	348	74.	-623.	1693.	2.6	2.6
349	74.	-623.	1693.	1.1	350	68.	-598.	1711.	0.1	0.6
351	74.	-623.	1693.	1.3	352	66.	-607.	1694.	0.1	0.7
353	74.	-623.	1693.	0.8	354	80.	-616.	1695.	0.1	0.4
355	71.	-566.	1697.	9.3	356	63.	-587.	1699.	5.3	5.3
357	64.	-586.	1699.	2.6	358	36.	-552.	1699.	0.1	1.4
359	64.	-586.	1699.	2.6	360	68.	-539.	1709.	0.1	1.4
361	71.	-568.	1697.	5.3	362	-20.	-620.	1731.	0.2	2.7
363	37.	-590.	1712.	2.6	364	-7.	-568.	1703.	0.1	1.4
365	3.	-608.	1722.	1.3	366	-28.	-615.	1729.	0.1	0.7
367	-2.	-609.	1724.	1.1	368	-21.	-614.	1716.	0.1	0.6
369	64.	-545.	1722.	2.2	370	42.	-607.	1710.	0.2	1.2
371	94.	-573.	1717.	0.6	372	51.	-560.	1717.	0.1	0.3
373	61.	-539.	1730.	2.2	374	22.	-591.	1720.	0.2	1.2
375	59.	-532.	1739.	1.3	376	69.	-553.	1762.	0.2	0.7
377	57.	-525.	1747.	1.3	378	60.	-554.	1762.	0.2	0.7
379	101.	-654.	1588.	9.2	380	-62.	-484.	1941.	2.1	3.7
381	-13.	-521.	1555.	2.6	382	17.	-489.	1304.	0.3	1.4
383	-17.	-517.	1554.	2.1	384	-98.	-612.	1427.	0.1	1.1
385	-97.	-568.	1490.	0.7	386	-49.	-533.	1427.	0.1	0.4
387	-61.	-466.	1542.	1.0	388	-88.	-498.	1570.	0.1	0.6
389	-61.	-466.	1542.	1.6	390	-80.	-465.	1491.	0.3	0.9

(CONTINUED)

(26 of 34 sheets)

TABLE IV-5 (Continued)

NODE NO.	SOURCE			DIAM	NODE NO.	TERMINUS			DIAM	AVG STEM DIAM
	X COORD	Y COORD	Z COORD			X COORD	Y COORD	Z COORD		
MES DATA COLLECTION SITE E4-28 TREE NO. 24										
391	-61.	-466.	1542.	2.6	392	-121.	-458.	1624.	0.3	1.4
393	-61.	-466.	1542.	1.6	394	-102.	-527.	1526.	0.1	0.8
395	148.	-799.	1448.	29.6	396	152.	-794.	1498.	30.1	29.8
397	152.	-794.	1498.	5.2	398	213.	-1040.	1514.	2.0	3.6
399	188.	-941.	1508.	0.8	400	192.	-927.	1556.	0.1	0.4
401	194.	-966.	1509.	1.0	402	207.	-946.	1554.	0.1	0.6
403	201.	-956.	1531.	0.6	404	225.	-994.	1533.	0.1	0.4
405	203.	-952.	1540.	0.3	406	200.	-946.	1548.	0.1	0.2
407	201.	-990.	1511.	0.5	408	207.	-963.	1485.	0.1	0.3
409	152.	-794.	1498.	6.0	410	413.	-927.	1603.	2.9	4.4
411	374.	-907.	1588.	3.6	412	408.	-890.	1690.	0.6	2.1
413	394.	-897.	1649.	1.1	414	421.	-910.	1663.	0.9	1.0
415	421.	-910.	1662.	0.5	416	437.	-901.	1649.	0.1	0.3
417	421.	-910.	1662.	0.5	418	440.	-936.	1665.	0.1	0.3
419	407.	-690.	1689.	1.4	420	339.	-855.	1717.	0.1	0.8
421	407.	-890.	1689.	2.2	422	324.	-813.	1729.	0.2	1.2
423	407.	-890.	1689.	2.7	424	369.	-979.	1705.	0.4	1.5
425	411.	-925.	1602.	3.0	426	577.	-841.	1618.	0.6	1.8
427	494.	-883.	1610.	2.4	428	574.	-924.	1585.	0.1	1.3
429	411.	-925.	1602.	3.6	430	488.	-859.	1675.	0.9	2.3
431	426.	-912.	1617.	1.8	432	404.	-893.	1657.	0.2	1.0
433	152.	-794.	1498.	10.0	434	-54.	-713.	1590.	7.9	9.0
435	-54.	-713.	1590.	6.3	436	-181.	-689.	1689.	2.0	4.2
437	-143.	-696.	1660.	4.4	438	-233.	-670.	1631.	0.1	2.3
439	-147.	-695.	1658.	2.7	440	-235.	-685.	1663.	0.1	1.4
441	-170.	-688.	1651.	1.8	442	-197.	-696.	1678.	0.1	1.9
443	-170.	-688.	1651.	1.3	444	-207.	-688.	1640.	0.2	0.8
445	-188.	-683.	1645.	1.3	446	-216.	-683.	1637.	0.1	0.7
447	-197.	-680.	1642.	0.7	448	-204.	-679.	1636.	0.2	0.4
449	-206.	-678.	1640.	1.1	450	-222.	-667.	1634.	0.2	0.7
451	-232.	-670.	1631.	0.9	452	-239.	-688.	1628.	0.2	0.6
453	-232.	-670.	1631.	0.9	454	-250.	-665.	1626.	0.2	0.6
455	-156.	-693.	1670.	1.3	456	-201.	-702.	1684.	0.1	0.7
457	-182.	-695.	1672.	0.3	458	-187.	-694.	1680.	0.1	0.2
459	-162.	-695.	1672.	0.3	460	-167.	-694.	1671.	0.3	0.3
461	-168.	-691.	1679.	1.0	462	-177.	-678.	1674.	0.1	0.5
463	-54.	-713.	1590.	5.0	464	-243.	-618.	1541.	1.9	3.4
465	-148.	-665.	1566.	3.7	466	-262.	-722.	1592.	0.2	2.0
467	-205.	-694.	1579.	1.7	468	-176.	-636.	1579.	0.1	0.9
469	-177.	-651.	1558.	2.2	470	-215.	-574.	1558.	0.2	1.2
471	-182.	-640.	1558.	0.4	472	-136.	-663.	1558.	0.1	0.3
473	-241.	-619.	1541.	0.5	474	-287.	-505.	1498.	0.1	0.3
475	152.	-794.	1498.	10.4	476	193.	-703.	1676.	8.7	9.6
477	172.	-749.	1587.	4.2	478	393.	-1233.	1287.	0.2	2.2
479	283.	-991.	1437.	1.3	480	216.	-947.	1272.	0.1	0.7
481	338.	-1112.	1362.	1.0	482	432.	-1054.	1310.	0.2	0.6
483	349.	-1136.	1347.	0.8	484	398.	-1029.	1380.	0.1	0.5
485	191.	-703.	1676.	6.6	486	263.	-508.	1810.	2.4	4.5
487	238.	-576.	1763.	3.9	488	286.	-581.	1777.	3.3	3.6
489	285.	-581.	1776.	2.4	490	324.	-532.	1789.	0.2	1.3
491	285.	-531.	1776.	2.4	492	334.	-622.	1789.	0.2	1.3
493	245.	-557.	1777.	3.3	494	347.	-677.	1848.	0.3	1.8
495	193.	-703.	1676.	5.9	496	263.	-508.	1848.	2.4	3.9
497	207.	-664.	1710.	0.8	498	199.	-643.	1743.	0.1	0.5
499	214.	-645.	1727.	0.5	500	203.	-635.	1750.	0.1	0.3
501	152.	-794.	1498.	20.1	502	166.	-792.	1568.	14.5	18.3
503	166.	-792.	1568.	8.2	504	409.	-937.	1826.	2.3	5.3
505	214.	-821.	1620.	0.8	506	185.	-838.	1838.	0.2	0.9
507	287.	-864.	1697.	0.8	508	306.	-842.	1722.	0.3	0.5
509	336.	-893.	1749.	1.0	510	317.	-904.	1802.	0.2	0.6
511	336.	-893.	1749.	2.1	512	425.	-070.	1871.	0.2	1.1
513	372.	-915.	1787.	0.8	514	374.	-914.	1826.	0.2	0.5
515	166.	-792.	1568.	16.1	516	171.	-799.	1635.	15.8	15.9
517	171.	-798.	1628.	4.8	518	313.	-1003.	1732.	2.4	3.2
519	206.	-849.	1654.	1.0	520	231.	-826.	1696.	0.2	0.6
521	242.	-901.	1680.	0.8	522	295.	-907.	1691.	0.2	0.5
523	256.	-921.	1691.	0.4	524	240.	-903.	1678.	0.1	0.3
525	264.	-931.	1696.	0.5	526	246.	-898.	1682.	0.1	0.3
527	312.	-1001.	1731.	0.4	528	331.	-985.	1741.	0.1	0.3
529	171.	-799.	1639.	8.6	530	247.	-875.	1803.	2.6	5.6
531	194.	-852.	1686.	7.3	532	284.	-641.	1679.	0.4	3.9
533	257.	-705.	1675.	2.9	534	272.	-796.	1607.	0.1	1.5
535	209.	-887.	1719.	1.3	536	161.	-831.	1740.	0.4	0.9
537	217.	-905.	1736.	3.5	538	292.	-870.	1833.	0.4	1.9
539	247.	-891.	1775.	0.5	540	254.	-944.	1809.	0.2	0.9
541	218.	-908.	1739.	1.3	542	186.	-871.	1753.	0.4	0.9
543	228.	-931.	1761.	4.3	544	298.	-928.	1836.	0.4	2.4
545	171.	-799.	1639.	10.9	546	183.	-838.	1972.	3.9	7.9
547	172.	-801.	1652.	9.3	548	105.	-1038.	1836.	0.2	2.7
549	138.	-918.	1744.	0.8	550	127.	-878.	1726.	0.2	0.5
551	135.	-930.	1753.	0.9	552	145.	-902.	1746.	0.1	1.6
553	118.	-987.	1799.	0.8	554	90.	-948.	1834.	0.1	0.4
555	173.	-803.	1669.	4.2	556	199.	-712.	1905.	0.2	2.2
557	188.	-748.	1811.	0.8	558	202.	-797.	1809.	0.1	0.5
559	175.	-811.	1736.	3.2	560	212.	-680.	1744.	0.2	1.7
561	182.	-785.	1736.	2.4	562	212.	-889.	1734.	0.1	1.2
563	178.	-823.	1837.	2.8	564	130.	-763.	1909.	0.9	1.6
565	171.	-799.	1639.	9.3	566	129.	-749.	1958.	2.8	6.0
567	192.	-776.	1781.	4.6	568	32.	-920.	1843.	0.5	2.9
569	184.	-834.	1806.	0.9	570	113.	-845.	1863.	0.2	0.6
571	148.	-771.	1813.	3.7	572	114.	-923.	1869.	0.9	2.3
573	145.	-787.	1818.	2.8	574	157.	-841.	1973.	0.4	1.6
575	140.	-761.	1877.	3.7	576	142.	-798.	2021.	0.2	1.9

(CONTINUED)

(27 of 34 sheets)

TABLE IV-5 (Continued)

NODE NO.	SOURCE			DIAM	NODE NO.	TERMINUS			DIAM	AVG STEM DIAM
	X COORD	Y COORD	Z COORD			X COORD	Y COORD	Z COORD		
WES DATA COLLECTION SITE E4-28 TREE NO. 25										
1	45.	-819.	28.	46.0	2	470.	-823.	181.	56.9	42.2
3	47.	-823.	181.	38.5	4	497.	-854.	449.	30.3	34.4
5	49.	-854.	449.	50.3	6	475.	-734.	746.	29.8	30.0
7	47.	-734.	746.	19.4	8	385.	-484.	1071.	19.3	19.3
9	385.	-484.	1071.	6.7	10	224.	-396.	1264.	1.7	4.2
11	361.	-471.	1100.	1.3	12	511.	-499.	1134.	0.1	0.7
13	348.	-478.	1106.	0.3	14	337.	-482.	1113.	0.1	0.2
15	341.	-482.	1113.	0.3	16	339.	-472.	1112.	0.1	0.2
17	331.	-488.	1120.	0.3	18	328.	-472.	1127.	0.1	0.2
19	305.	-448.	1167.	3.4	20	127.	-438.	1109.	0.1	1.7
21	198.	-439.	1132.	1.7	22	111.	-387.	1083.	0.2	0.9
23	181.	-438.	1126.	0.8	24	139.	-463.	1098.	0.2	0.5
25	27.	-422.	1202.	1.3	26	246.	-465.	1189.	0.1	0.7
27	266.	-433.	1202.	0.7	28	279.	-424.	1201.	0.1	0.4
29	232.	-400.	1254.	1.0	30	233.	-400.	1294.	0.2	0.6
31	232.	-400.	1254.	1.0	32	198.	-419.	1265.	0.1	0.6
33	226.	-396.	1262.	0.7	34	226.	-396.	1288.	0.1	0.4
35	226.	-396.	1262.	0.7	36	208.	-417.	1264.	0.1	0.4
37	385.	-484.	1071.	15.0	38	375.	-435.	1101.	15.4	15.7
39	375.	-435.	1101.	5.1	40	533.	-248.	1244.	3.0	4.1
41	438.	-360.	1158.	1.5	42	401.	-317.	1256.	0.3	0.9
43	427.	-347.	1187.	0.6	44	444.	-337.	1198.	0.2	0.4
45	405.	-321.	1246.	0.3	46	436.	-284.	1275.	0.1	0.2
47	405.	-319.	1251.	0.5	48	472.	-335.	1232.	0.1	0.3
49	384.	-378.	1240.	0.2	50	375.	-292.	1226.	0.1	0.2
51	384.	-328.	1240.	0.2	52	361.	-326.	1245.	0.1	0.1
53	517.	-267.	1229.	1.0	54	489.	-234.	1303.	0.1	0.6
55	525.	-258.	1237.	0.8	56	563.	-216.	1238.	0.1	0.4
57	375.	-435.	1101.	15.0	58	466.	-239.	1324.	15.5	15.2
59	366.	-249.	1313.	3.0	60	210.	-328.	1273.	0.2	1.6
61	234.	-316.	1283.	0.8	62	189.	-293.	1300.	0.2	0.5
63	366.	-239.	1324.	10.0	64	340.	-30.	1627.	10.0	10.0
65	342.	-51.	1597.	4.0	66	448.	63.	1755.	0.5	2.3
67	374.	-17.	1644.	2.0	68	404.	-49.	1721.	0.1	1.1
69	34.	-32.	1624.	4.0	70	581.	-212.	1839.	1.0	2.5
71	406.	-77.	1678.	0.6	72	430.	-23.	1718.	0.2	0.4
73	460.	-122.	1732.	0.6	74	494.	-97.	1792.	0.2	0.4
75	578.	-210.	1837.	2.8	76	928.	51.	1764.	0.2	1.5
77	718.	-106.	1808.	0.8	78	855.	-208.	1855.	0.1	0.5
79	841.	-14.	1782.	0.8	80	859.	-145.	1767.	0.1	0.5
81	851.	-6.	1780.	0.4	82	892.	-132.	1762.	0.1	0.3
83	576.	-210.	1837.	2.4	84	687.	-129.	2220.	0.2	1.3
85	609.	-194.	1913.	0.5	86	641.	-225.	1976.	0.1	0.3
87	633.	-170.	2028.	0.4	88	736.	-47.	2055.	0.1	0.2
89	340.	-30.	1627.	5.6	90	391.	262.	1866.	2.6	4.1
91	341.	-21.	1635.	1.4	92	411.	-88.	1697.	0.1	0.7
93	359.	-38.	1650.	0.8	94	451.	-73.	1678.	0.1	0.5
95	360.	87.	1723.	3.3	96	581.	2.	1915.	0.1	1.7
97	371.	82.	1732.	2.0	98	519.	207.	1881.	0.1	1.0
99	497.	188.	1859.	0.4	100	471.	147.	1864.	0.1	0.2
101	512.	201.	1874.	0.3	102	499.	180.	1872.	0.1	0.2
103	526.	23.	1867.	0.8	104	551.	33.	1938.	0.1	0.5
105	537.	19.	1877.	0.5	106	559.	58.	1885.	0.1	0.3
107	368.	130.	1759.	0.8	108	332.	120.	1753.	0.1	0.5
109	371.	145.	1771.	1.7	110	397.	-4.	1754.	0.1	0.9
111	392.	26.	1757.	0.5	112	405.	65.	1774.	0.1	0.3
113	392.	26.	1757.	0.4	114	388.	58.	1737.	0.1	0.3
115	376.	189.	1806.	1.4	116	382.	132.	1882.	0.1	0.7
117	341.	-30.	1627.	5.3	118	328.	80.	1939.	2.0	3.7
119	339.	-19.	1659.	1.1	120	355.	136.	1714.	0.3	0.7
121	335.	14.	1752.	2.1	122	82.	34.	1907.	0.1	1.1
123	84.	33.	1906.	0.4	124	53.	121.	1981.	0.1	0.3
125	84.	33.	1906.	0.4	126	42.	-73.	1937.	0.1	0.3
127	333.	36.	1814.	3.2	128	312.	-191.	2087.	0.8	2.0
129	323.	-57.	1951.	0.6	130	311.	51.	1876.	0.1	0.4
131	369.	-239.	1324.	6.8	132	403.	-142.	1483.	6.3	6.5
133	384.	-190.	1403.	3.4	134	272.	107.	1812.	0.1	1.8
135	339.	-71.	1487.	1.7	136	290.	-129.	1819.	0.1	0.9
137	311.	3.	1539.	0.8	138	284.	-68.	1543.	0.1	0.5
139	385.	-185.	1411.	1.0	140	387.	-187.	1449.	0.1	0.6
141	402.	-143.	1481.	1.0	142	393.	-139.	1518.	0.1	0.6
143	398.	-141.	1500.	0.3	144	398.	-145.	1506.	0.1	0.2
145	395.	-139.	1511.	0.3	146	395.	-146.	1520.	0.1	0.2
147	395.	-139.	1511.	0.2	148	393.	-137.	1515.	0.1	0.2
149	402.	-143.	1481.	1.4	150	375.	-150.	1506.	0.1	0.7
151	403.	-142.	1483.	3.2	152	408.	-203.	1561.	1.7	2.4
153	403.	-151.	1495.	1.1	154	408.	-101.	1496.	0.1	0.6
155	403.	-182.	1533.	1.9	156	421.	-153.	1571.	0.1	1.0
157	411.	-172.	1547.	0.6	158	417.	-181.	1537.	0.1	0.3
159	414.	-167.	1552.	0.4	160	408.	-157.	1462.	0.1	0.2
161	406.	-185.	1537.	0.6	162	409.	-154.	1513.	0.1	0.4
163	407.	-194.	1549.	0.9	164	406.	-209.	1561.	0.3	0.4
165	403.	-142.	1483.	4.2	166	437.	-116.	1732.	1.6	2.9
167	411.	-139.	1545.	0.8	168	373.	-107.	1562.	0.1	0.5
169	408.	-131.	1548.	0.2	170	394.	-124.	1533.	0.1	0.2
171	385.	-115.	1557.	0.2	172	380.	-127.	1549.	0.1	0.1
173	420.	-129.	1607.	1.7	174	469.	-166.	1651.	0.1	0.9
175	449.	-191.	1634.	0.3	176	456.	-149.	1647.	0.1	0.2
177	454.	-155.	1638.	0.3	178	466.	-146.	1635.	0.1	0.2
179	427.	-124.	1657.	1.1	180	380.	-89.	1706.	0.1	0.6
181	389.	-96.	1696.	0.3	182	385.	-114.	1693.	0.1	0.2
183	382.	-90.	1793.	0.2	184	386.	-92.	1714.	0.1	0.1
185	382.	-90.	1703.	0.2	186	372.	-95.	1702.	0.1	0.1

(CONTINUED)

(28 of 34 sheets)

106  
TABLE IV-5 (Continued)

NODE NO.	SOURCE			DIAM	NODE NO.	TERMINUS			DIAM	AVG STEM DIAM
	X COORD	Y COORD	Z COORD			X COORD	Y COORD	Z COORD		
WES DATA COLLECTION SITE E4-28 TREE NO. 25										
187	435.	-119.	1767.	0.6	188	463.	-103.	1724.	0.1	0.4
189	435.	-117.	1719.	0.6	190	418.	-145.	1738.	0.1	0.4
191	471.	-714.	746.	16.1	192	525.	-683.	1092.	21.1	18.6
193	525.	-583.	1092.	6.3	194	515.	-991.	1214.	0.8	3.6
195	525.	-704.	1100.	1.9	196	624.	-701.	1100.	0.1	1.0
197	521.	-822.	1147.	4.8	198	657.	-628.	1222.	1.3	3.0
199	657.	-630.	1221.	1.9	200	803.	-614.	1244.	0.1	1.0
201	656.	-630.	1221.	1.9	202	642.	-701.	1217.	0.1	1.5
203	644.	-665.	1229.	2.3	204	651.	-677.	1284.	0.4	1.4
205	510.	-868.	1185.	3.2	206	517.	-789.	1059.	0.1	1.6
207	514.	-840.	1120.	1.3	208	587.	-885.	1072.	0.1	0.7
209	569.	-873.	1187.	0.5	210	585.	-861.	1087.	0.1	0.3
211	514.	-820.	1101.	1.6	212	504.	-847.	1057.	0.3	1.0
213	517.	-809.	1085.	1.0	214	554.	-827.	1091.	0.2	0.6
215	535.	-818.	1068.	0.6	216	510.	-784.	1061.	0.1	0.3
217	517.	-845.	1106.	1.3	218	510.	-912.	1190.	0.4	0.9
219	526.	-942.	1195.	0.5	220	566.	-956.	1221.	0.1	0.3
221	527.	-683.	1192.	16.0	222	566.	-658.	1309.	16.9	17.4
223	566.	-656.	1309.	14.7	224	545.	-725.	1607.	4.3	9.5
225	565.	-659.	1324.	1.5	226	577.	-654.	1531.	0.3	0.9
227	562.	-669.	1369.	7.3	228	560.	-628.	1413.	5.9	6.6
229	561.	-678.	1413.	2.9	230	525.	-635.	1422.	0.4	1.6
231	56.	-628.	1413.	5.9	232	744.	-635.	1413.	0.4	3.1
233	608.	-630.	7413.	1.5	234	625.	-659.	1424.	0.2	0.8
235	67.	-637.	1413.	1.2	236	571.	-664.	1431.	0.3	0.7
237	707.	-634.	1413.	1.2	238	729.	-660.	1397.	0.3	0.7
239	734.	-635.	1413.	0.9	240	745.	-657.	1400.	0.3	0.6
241	554.	-693.	1458.	7.3	242	511.	-693.	1500.	5.9	6.6
243	511.	-693.	1500.	3.7	244	474.	-686.	1539.	0.4	2.0
245	511.	-693.	1500.	3.7	246	463.	-727.	1543.	0.4	2.0
247	554.	-694.	1473.	2.2	248	509.	-727.	1488.	0.3	1.2
249	551.	-704.	1517.	2.2	250	534.	-645.	1513.	0.3	1.2
251	551.	-704.	1517.	2.9	252	408.	-684.	1529.	0.3	1.4
253	551.	-704.	1517.	3.7	254	492.	-688.	1521.	3.7	3.7
255	491.	-669.	1521.	0.9	256	476.	-695.	1515.	0.2	0.5
257	491.	-689.	1521.	0.9	258	481.	-692.	1524.	0.2	0.5
259	514.	-658.	1305.	11.3	260	759.	-556.	1429.	10.9	11.1
261	654.	-556.	1429.	7.0	262	557.	-500.	1607.	3.0	5.0
263	618.	-533.	1499.	2.1	264	524.	-584.	1494.	0.1	1.1
265	674.	-531.	1499.	1.1	266	586.	-532.	1577.	0.1	0.6
267	627.	-528.	1517.	3.5	268	499.	-587.	1436.	0.7	2.1
269	525.	-575.	1456.	1.2	270	517.	-532.	1439.	0.2	0.7
271	521.	-552.	1444.	0.9	272	508.	-560.	1443.	0.1	0.5
273	633.	-525.	1529.	1.1	274	556.	-515.	1590.	0.1	0.6
275	587.	-517.	1553.	1.4	276	516.	-597.	1545.	0.4	0.7
277	559.	-556.	1428.	8.5	278	580.	-572.	1581.	2.4	5.5
279	64.	-560.	1466.	1.3	280	606.	-566.	1469.	0.2	0.7
281	617.	-566.	1520.	2.1	282	586.	-567.	1559.	0.2	1.1
283	624.	-567.	1535.	2.1	284	564.	-599.	1547.	0.4	1.3
285	586.	-580.	1540.	0.3	286	583.	-579.	1541.	0.1	0.2

WES DATA COLLECTION SITE E4-28 TREE NO. 26										
NODE NO.	X COORD	Y COORD	Z COORD	DIAM	NODE NO.	X COORD	Y COORD	Z COORD	DIAM	AVG STEM DIAM
1	507.	-838.	76.	50.3	2	524.	-800.	217.	42.2	46.3
3	524.	-800.	217.	42.2	4	658.	-650.	837.	28.6	35.4
5	658.	-650.	837.	13.6	6	769.	-565.	1092.	14.0	13.8
7	769.	-565.	1092.	8.0	8	804.	-612.	1101.	3.9	6.0
9	803.	-611.	1100.	1.2	10	798.	-618.	1159.	0.2	0.7
11	802.	-612.	1109.	0.7	12	755.	-647.	1109.	0.2	0.5
13	801.	-615.	1130.	0.6	14	829.	-550.	1124.	0.1	0.4
15	769.	-565.	1092.	14.0	16	745.	-516.	1706.	15.5	14.8
17	745.	-516.	1706.	5.2	18	713.	-525.	1332.	3.3	4.2
19	714.	-525.	1336.	1.3	20	641.	-524.	1316.	1.3	1.3
21	647.	-524.	1316.	1.0	22	604.	-525.	1171.	0.1	0.5
23	621.	-524.	1243.	0.2	24	579.	-524.	1232.	0.1	0.2
25	642.	-524.	1316.	0.7	26	535.	-526.	1422.	0.7	0.7
27	536.	-526.	1421.	0.2	28	548.	-526.	1465.	0.1	0.1
29	536.	-526.	1421.	0.2	30	497.	-525.	1443.	0.1	0.1
31	714.	-525.	1336.	2.6	32	928.	-585.	1297.	1.6	2.1
33	925.	-584.	1297.	0.8	34	1169.	-561.	1255.	0.1	0.5
35	1073.	-575.	1280.	0.2	36	1063.	-603.	1273.	0.1	0.1
37	926.	-584.	1297.	1.3	38	986.	-344.	1275.	0.1	0.7
39	941.	-524.	1292.	0.3	40	1003.	-544.	1256.	0.1	0.2
41	947.	-519.	1291.	0.7	42	881.	-582.	1244.	0.1	0.4
43	745.	-516.	1706.	13.1	44	729.	-445.	1248.	10.9	12.0
45	735.	-470.	1408.	2.0	46	754.	-380.	1394.	2.0	2.0
47	754.	-381.	1394.	1.3	48	452.	-428.	1284.	0.1	0.7
49	754.	-381.	1394.	1.2	50	981.	-335.	1414.	0.2	0.7
51	788.	-374.	1397.	0.8	52	744.	-632.	1302.	0.1	0.4
53	784.	-400.	1387.	0.3	54	1058.	-354.	1387.	0.1	0.2
55	833.	-365.	1401.	0.6	56	787.	-612.	1356.	0.1	0.3
57	806.	-513.	1374.	0.4	58	743.	-471.	1369.	0.1	0.2
59	729.	-449.	1248.	3.3	60	764.	-310.	1274.	2.3	2.8
61	783.	-311.	1274.	1.0	62	712.	-360.	1281.	0.2	0.3
63	750.	-324.	1276.	0.3	64	723.	-331.	1277.	0.1	0.2
65	738.	-336.	1278.	0.3	66	746.	-316.	1278.	0.1	0.2
67	723.	-350.	1280.	0.3	68	686.	-337.	1284.	0.1	0.2
69	712.	-348.	1280.	0.1	70	706.	-359.	1281.	0.1	0.1
71	765.	-311.	1274.	1.0	72	719.	-352.	1311.	0.2	0.6
73	741.	-332.	1293.	0.3	74	735.	-305.	1310.	0.1	0.2
75	728.	-344.	1304.	0.2	76	720.	-332.	1305.	0.1	0.1
77	729.	-445.	1248.	0.8	78	713.	-45.	1349.	3.1	9.9
79	729.	-425.	1233.	1.3	80	729.	-411.	1334.	0.2	0.7

(CONTINUED)

(29 of 34 sheets)

TABLE IV-5 (Continued)

NODE NO.	SOURCE			DIAM	NODE NO.	TERMINUS			DIAM	AVG STEM DIA
	X COORD	Y COORD	Z COORD			X COORD	Y COORD	Z COORD		
MES DATA COLLECTION SITE E4-28 TREE NO. 26										
81	719.	-205.	1309.	1.3	92	718.	-247.	1379.	0.3	0.8
83	719.	-215.	1320.	1.0	84	716.	-144.	1284.	0.1	0.6
85	719.	-205.	1309.	5.3	86	710.	-435.	1171.	0.4	2.0
87	715.	-320.	1240.	1.6	88	710.	-217.	1210.	1.3	1.4
89	710.	-218.	1211.	0.8	90	706.	-325.	1209.	0.2	0.5
91	710.	-218.	1211.	0.7	92	682.	-270.	1121.	0.1	0.4
93	717.	-145.	1324.	1.3	94	777.	-189.	1357.	0.4	0.7
95	725.	-153.	1329.	1.0	96	769.	-125.	1335.	0.1	0.5
97	714.	-85.	1339.	0.9	98	711.	-173.	1286.	0.2	0.5
99	658.	-650.	1337.	28.3	100	870.	-511.	1241.	24.8	26.5
101	870.	-511.	1241.	9.4	102	606.	-272.	1601.	2.5	6.0
103	831.	-475.	1295.	2.3	104	740.	-557.	1329.	0.2	1.3
105	803.	-500.	1405.	1.2	106	731.	-486.	1322.	0.1	0.6
107	745.	-488.	1319.	0.2	108	748.	-499.	1322.	0.1	0.1
109	734.	-488.	1322.	0.7	110	713.	-491.	1315.	0.1	0.2
111	776.	-525.	1315.	0.5	112	758.	-508.	1309.	0.1	0.3
113	685.	-344.	1493.	1.9	114	594.	-426.	1451.	0.2	1.0
115	630.	-393.	1474.	0.5	116	595.	-386.	1462.	0.1	0.3
117	608.	-414.	1466.	0.4	118	595.	-402.	1484.	0.1	0.2
119	672.	-342.	1511.	2.8	120	643.	-356.	1658.	0.2	1.5
121	652.	-350.	1614.	0.6	122	628.	-329.	1646.	0.1	0.4
123	619.	-284.	1583.	1.4	124	583.	-317.	1597.	0.2	0.8
125	870.	-511.	1241.	22.9	126	910.	-493.	1321.	22.8	22.6
127	910.	-493.	1221.	11.7	128	972.	-389.	1455.	10.4	11.1
129	972.	-389.	1455.	6.8	130	1039.	-333.	1550.	3.5	5.2
131	1012.	-355.	1512.	2.0	132	883.	-421.	1564.	0.1	1.1
133	915.	-405.	1551.	0.8	134	873.	-420.	1562.	0.1	0.5
135	1019.	-350.	1522.	2.0	136	909.	-377.	1582.	0.1	1.1
137	1029.	-342.	1536.	2.7	138	953.	-459.	1554.	0.1	1.4
139	1032.	-339.	1540.	3.4	140	1120.	-412.	1482.	1.4	2.4
141	1089.	-366.	1502.	1.7	142	1118.	-367.	1468.	0.2	0.9
143	1119.	-411.	1482.	0.5	144	1153.	-426.	1474.	0.2	0.3
145	1119.	-411.	1482.	1.4	146	1111.	-375.	1474.	0.2	0.8
147	1037.	-335.	1547.	2.0	148	1050.	-346.	1574.	0.3	1.2
149	972.	-389.	1455.	9.5	150	1018.	-323.	1501.	8.9	9.2
151	982.	-375.	1464.	1.9	152	1048.	-383.	1388.	0.2	1.0
153	1021.	-380.	1419.	0.4	154	1026.	-360.	1416.	0.1	0.2
155	1035.	-362.	1400.	0.4	156	1031.	-382.	1381.	0.1	0.2
157	1018.	-323.	1501.	4.7	158	1111.	-61.	1600.	2.6	3.6
159	1080.	-126.	1575.	1.9	160	1225.	-232.	1479.	0.1	1.0
161	1092.	-137.	1565.	0.7	162	1092.	-51.	1496.	0.1	0.4
163	1097.	-100.	1585.	6.9	164	1084.	-63.	1696.	0.2	0.6
165	1018.	-323.	1501.	7.0	166	971.	-112.	1780.	4.0	5.5
167	1013.	-302.	1529.	3.5	168	1178.	-405.	1612.	0.1	1.8
169	1046.	-323.	1545.	1.1	170	1126.	-323.	1574.	0.2	0.6
171	1079.	-343.	1562.	0.7	172	1119.	-343.	1577.	0.2	0.4
173	1082.	-345.	1564.	0.9	174	1130.	-332.	1584.	0.2	0.5
175	1162.	-395.	1604.	0.5	176	1187.	-379.	1592.	0.2	0.4
177	1004.	-260.	1585.	2.1	178	958.	-344.	1629.	0.4	1.2
179	989.	-196.	1686.	1.4	180	1042.	-284.	1697.	0.4	0.9
181	982.	-184.	1710.	1.4	182	918.	-172.	1738.	0.4	0.9
183	910.	-493.	1321.	19.2	184	930.	-502.	1392.	19.4	19.3
185	930.	-502.	1392.	7.5	186	942.	-555.	1463.	6.4	7.0
187	941.	-554.	1462.	1.1	188	938.	-572.	1544.	0.2	0.6
189	941.	-554.	1462.	3.0	190	955.	-492.	1443.	0.2	1.6
191	948.	-523.	1452.	1.2	192	909.	-531.	1452.	0.1	0.7
193	930.	-502.	1392.	17.2	194	950.	-502.	1482.	17.6	17.4
195	950.	-502.	1482.	6.6	196	1116.	-196.	1699.	3.3	4.9
197	1041.	-334.	1601.	1.3	198	1034.	-406.	1639.	0.1	0.7
199	1040.	-348.	1609.	0.3	200	1038.	-328.	1596.	0.1	0.2
201	1043.	-331.	1604.	1.3	202	1108.	-364.	1641.	0.1	0.7
203	1057.	-319.	1612.	2.0	204	1102.	-414.	1554.	0.1	1.1
205	1063.	-342.	1598.	0.6	206	1072.	-325.	1567.	0.4	0.5
207	1086.	-385.	1572.	0.4	208	1078.	-378.	1550.	0.1	0.2
209	1091.	-395.	1566.	0.5	210	1106.	-367.	1580.	0.1	0.3
211	1095.	-388.	1571.	0.3	212	1098.	-394.	1584.	0.1	0.2
213	1108.	-212.	1688.	1.0	214	1115.	-246.	1709.	0.1	0.6
215	950.	-502.	1482.	11.0	216	695.	-188.	1969.	3.9	7.5
217	873.	-488.	1628.	2.2	218	514.	-285.	1786.	1.1	1.6
219	766.	-371.	1676.	1.6	220	601.	-427.	1258.	0.2	0.9
221	517.	-287.	1785.	0.4	222	538.	-280.	1948.	0.1	0.3
223	517.	-287.	1785.	0.7	224	177.	-402.	1510.	0.1	0.4
225	835.	-360.	1701.	4.9	226	565.	-209.	1764.	1.6	3.3
227	727.	-300.	1726.	3.2	228	619.	-360.	1524.	1.0	2.1
229	987.	-210.	1783.	2.0	230	476.	-261.	1685.	0.2	1.1
231	567.	-210.	1763.	2.2	232	516.	-239.	1787.	0.1	1.2
233	746.	-250.	1871.	4.4	234	1000.	-677.	2078.	0.5	2.5
235	797.	-336.	1913.	1.8	236	1324.	-380.	2016.	0.2	1.0
237	797.	-336.	1913.	1.8	238	936.	-102.	2211.	0.2	1.0
239	880.	-196.	2092.	0.9	240	920.	-262.	2278.	0.1	0.5
241	894.	-172.	2121.	0.9	242	1080.	-103.	2160.	0.1	0.5
243	924.	-949.	2010.	1.3	244	967.	-421.	2184.	0.1	0.7
245	698.	-191.	1964.	4.4	246	940.	-197.	2411.	0.5	2.5
247	682.	-191.	2009.	1.3	248	612.	-188.	2430.	0.1	0.7
249	579.	-196.	2300.	0.7	250	975.	-290.	2300.	0.2	0.4
251	571.	-196.	2322.	0.7	252	967.	-291.	2322.	0.1	0.4
253	556.	-197.	2367.	0.4	254	533.	-151.	2378.	0.1	0.3
255	698.	-191.	1964.	6.6	256	614.	-294.	2291.	3.5	6.0
257	615.	-292.	2248.	4.3	258	266.	-395.	2553.	0.2	2.2
259	615.	-292.	2248.	3.3	260	626.	4.	2735.	0.2	1.7
261	698.	-191.	1964.	4.4	262	341.	-631.	2016.	1.1	2.7
263	662.	-235.	1969.	2.2	264	316.	92.	2119.	0.1	1.1
265	626.	-279.	1974.	3.1	266	683.	-324.	2398.	0.2	1.6

(CONTINUED)

(30 of 34 sheets)

TABLE IV-5 (Continued)

NODE NO.	SOURCE			DIAM	NODE NO.	TERMINUS			DIAM	AVG STEM DIAM
	X COORD	Y COORD	Z COORD			X COORD	Y COORD	Z COORD		
WES DATA COLLECTION SITE E4-28 TREE NO. 23										
267	466.	-477.	1998.	1.8	268	478.	-364.	2005.	0.1	0.9
269	950.	-562.	1482.	14.3	270	947.	-491.	1590.	13.6	14.0
271	947.	-491.	1490.	5.0	272	1060.	-871.	1411.	1.8	3.4
273	976.	-566.	1546.	2.5	274	909.	-351.	1452.	0.2	1.4
275	925.	-410.	1475.	0.5	276	914.	-449.	1508.	0.1	0.3
277	976.	-586.	1546.	2.5	278	1227.	-936.	1492.	0.2	1.4
279	1101.	-961.	1519.	0.7	280	1128.	-539.	1589.	0.1	0.4
281	1102.	-955.	1536.	0.2	282	1119.	-547.	1543.	0.1	0.1
283	1117.	-548.	1561.	0.1	284	1109.	-561.	1565.	0.1	0.1
285	1164.	-548.	1505.	0.4	286	1198.	-538.	1489.	0.1	0.2
287	1038.	-795.	1447.	1.0	288	1025.	-739.	1478.	0.2	0.6
289	1030.	-762.	1465.	0.5	290	1074.	-798.	1479.	0.1	0.3
291	947.	-491.	1590.	10.2	292	965.	-482.	1655.	9.2	9.7
293	965.	-462.	1759.	5.1	294	1050.	-529.	1776.	2.3	3.7
295	973.	-487.	1667.	3.8	296	1054.	-442.	1677.	2.0	2.9
297	966.	-460.	1662.	2.9	298	992.	-484.	1600.	1.5	2.2
299	992.	-464.	1609.	0.6	300	967.	-438.	1600.	0.1	0.4
301	992.	-464.	1600.	2.1	302	132.	-548.	1565.	0.1	1.1
303	1014.	-464.	1672.	1.3	304	1026.	-468.	1603.	0.2	0.6
305	1018.	-402.	1673.	1.5	306	1037.	-416.	1722.	0.8	1.1
307	1007.	-505.	1716.	1.5	308	1102.	-453.	1727.	0.2	0.9
309	1020.	-513.	1734.	1.0	310	1085.	-476.	1755.	0.1	0.6
311	1024.	-517.	1746.	1.5	312	1072.	-493.	1782.	0.3	0.9
313	965.	-482.	1655.	9.2	314	965.	-490.	1746.	7.6	8.4
315	965.	-489.	1742.	2.3	316	969.	-479.	1969.	0.2	1.2
317	905.	-468.	1776.	0.6	318	731.	-378.	1874.	0.1	0.3
319	905.	-488.	1776.	0.6	320	737.	-606.	1874.	0.1	0.3
321	821.	-547.	1625.	0.2	322	775.	-515.	1786.	0.1	0.4
323	726.	-463.	1678.	0.7	324	612.	-357.	1942.	0.1	0.1
325	693.	-465.	1697.	0.2	326	625.	-464.	1949.	0.1	0.2
327	664.	-414.	1613.	0.1	328	659.	-439.	1922.	0.1	0.1
329	658.	-407.	1616.	0.1	330	650.	-421.	1926.	0.1	0.1
331	645.	-402.	1629.	0.1	332	616.	-389.	1931.	0.1	0.1
333	965.	-450.	1746.	5.9	334	1024.	-522.	2020.	3.0	4.5
335	984.	-499.	1828.	1.2	336	1068.	-453.	1887.	0.1	0.7
337	995.	-526.	1681.	3.6	338	1185.	-457.	2068.	0.3	2.1
339	1076.	-462.	2050.	0.8	340	124.	-489.	2019.	9.1	0.4
341	965.	-490.	1746.	0.3	342	889.	-395.	2062.	3.5	5.9
343	946.	-456.	1625.	1.7	344	713.	-516.	1842.	0.4	1.0
345	929.	-486.	1634.	0.3	346	924.	-477.	1843.	0.1	0.2
347	929.	-466.	1634.	0.3	348	923.	-474.	1830.	0.1	0.2
349	919.	-409.	1936.	1.2	350	917.	-444.	1940.	0.4	0.8
351	904.	-362.	1999.	1.2	352	887.	-412.	2001.	0.4	0.8

WES DATA COLLECTION SITE E4-28 TREE NO. 27

1	330.	710.	9.	6.5	2	328.	749.	144.	7.0	6.7
3	328.	749.	144.	7.0	4	330.	793.	215.	5.1	6.0
5	330.	793.	215.	1.9	6	458.	835.	248.	1.1	1.5
7	494.	833.	747.	0.8	8	422.	825.	273.	0.1	0.3
9	457.	834.	748.	0.6	10	461.	867.	274.	0.1	0.3
11	330.	793.	215.	4.7	12	319.	866.	287.	4.3	4.5
13	319.	866.	287.	2.4	14	380.	885.	306.	2.0	2.1
15	380.	885.	306.	2.0	16	370.	895.	319.	1.9	1.9
17	370.	895.	319.	1.3	18	386.	910.	369.	1.3	1.3
19	386.	909.	369.	0.5	20	437.	853.	338.	0.1	0.3
21	386.	909.	369.	1.0	22	437.	959.	380.	0.1	0.3
23	386.	909.	369.	1.0	24	296.	918.	432.	0.1	0.5
25	350.	913.	394.	0.5	26	344.	984.	394.	0.1	0.3
27	370.	895.	319.	1.9	28	380.	980.	347.	1.1	1.5
29	374.	929.	330.	1.0	30	423.	909.	336.	0.1	0.5
31	377.	938.	340.	0.9	32	378.	938.	353.	0.1	0.3
33	378.	960.	340.	1.0	34	335.	960.	355.	0.1	0.5
35	319.	866.	287.	4.3	36	359.	916.	801.	3.7	4.0
37	355.	916.	301.	2.9	38	281.	927.	555.	1.5	2.2
39	326.	920.	402.	1.2	40	305.	1051.	402.	0.2	0.7
41	326.	920.	402.	1.0	42	273.	912.	401.	0.3	0.7
43	300.	924.	491.	0.4	44	347.	932.	515.	0.1	0.3
45	289.	926.	529.	0.6	46	272.	1017.	537.	0.1	0.3
47	289.	926.	529.	0.3	48	406.	944.	588.	0.1	0.2
49	355.	916.	301.	2.1	50	287.	972.	294.	1.4	1.7
51	338.	939.	299.	1.0	52	338.	930.	299.	0.1	0.6
53	314.	949.	297.	1.0	54	320.	877.	326.	0.1	0.6
55	316.	935.	303.	0.6	56	319.	974.	299.	0.1	0.4
57	316.	927.	306.	0.3	58	322.	922.	329.	0.1	0.2
59	317.	917.	311.	0.5	60	338.	926.	316.	0.1	0.2
61	286.	971.	294.	0.8	62	321.	880.	292.	0.1	0.5
63	288.	971.	294.	0.8	64	211.	955.	303.	0.1	0.5

WES DATA COLLECTION SITE E4-28 TREE NO. 28

1	-447.	775.	9.	11.8	2	-441.	773.	17.	11.8	11.8
3	-441.	773.	17.	4.9	4	-396.	790.	135.	3.4	4.1
5	-396.	790.	135.	3.4	6	-322.	745.	321.	2.7	3.1
7	-322.	745.	321.	2.7	8	-333.	849.	413.	2.0	2.3
9	-330.	846.	412.	1.9	10	-197.	866.	420.	0.3	0.9
11	-330.	846.	412.	2.6	12	-386.	767.	527.	0.3	1.4
13	-358.	707.	469.	2.3	14	-302.	830.	696.	0.4	1.4
15	-441.	773.	17.	6.4	16	-445.	770.	133.	4.1	5.2
17	-445.	770.	133.	4.1	18	-414.	984.	643.	0.5	2.3
19	-432.	899.	337.	1.0	20	-437.	888.	498.	0.2	0.6
21	-433.	890.	369.	0.6	22	-415.	979.	388.	0.1	0.4

TABLE IV-5 (Continued)

NODE NO.	SOURCE				DIAM	NODE I.O.	TERMINUS				AVG STEM DIAM
	X COORD	Y COORD	Z COORD				X COORD	Y COORD	Z COORD	DIAM	
WES DATA COLLECTION SITE E4-28 TREE NO. 28											
23	-433.	689.	377.	0.5	24	-476.	639.	426.	0.1	0.3	
25	-435.	679.	433.	0.4	26	-402.	691.	467.	0.1	0.3	
27	-436.	674.	465.	0.3	28	-453.	676.	493.	0.1	0.2	
WES DATA COLLECTION SITE E4-28 TREE NO. 29											
1	860.	-647.	74.	27.4	2	894.	-618.	213.	22.8	25.1	
3	894.	-618.	213.	22.8	4	957.	-585.	417.	22.5	22.7	
5	910.	-609.	264.	1.8	6	950.	-532.	264.	0.5	1.1	
7	935.	-596.	346.	2.3	8	872.	-564.	428.	0.5	1.4	
9	936.	-596.	348.	1.6	10	861.	-526.	382.	0.5	1.0	
11	937.	-596.	350.	1.6	12	878.	-520.	438.	0.5	1.0	
13	945.	-592.	377.	1.1	14	829.	-532.	375.	0.5	0.8	
15	945.	-592.	377.	0.9	16	895.	-688.	377.	0.5	0.7	
17	957.	-585.	417.	2.9	18	1007.	-722.	589.	0.8	0.9	
19	970.	-619.	460.	0.6	20	985.	-577.	460.	0.1	0.4	
21	970.	-621.	462.	0.7	22	886.	-590.	462.	0.1	0.4	
23	972.	-626.	469.	0.7	24	1060.	-645.	459.	0.1	0.4	
25	982.	-654.	503.	0.7	26	1044.	-655.	529.	0.1	0.4	
27	957.	-585.	417.	22.5	28	1028.	-519.	702.	13.7	18.1	
29	1028.	-519.	702.	13.7	30	1074.	-477.	740.	14.0	13.9	
31	1074.	-477.	740.	8.4	32	1106.	-546.	933.	7.1	7.8	
33	1106.	-546.	933.	2.8	34	1009.	-507.	1049.	1.8	2.3	
35	1087.	-538.	973.	1.4	36	1045.	-433.	973.	0.3	0.6	
37	1083.	-528.	996.	1.1	38	1075.	-376.	1002.	0.1	0.6	
39	1010.	-507.	1048.	1.1	40	989.	-455.	1048.	0.1	0.6	
41	1010.	-507.	1048.	0.8	42	952.	-531.	1081.	0.1	0.5	
43	1106.	-546.	933.	6.0	44	1145.	-564.	999.	5.6	5.8	
45	1126.	-555.	978.	1.2	46	1124.	-496.	955.	0.1	0.7	
47	1125.	-508.	959.	0.4	48	1107.	-513.	957.	0.1	0.2	
49	1142.	-562.	995.	1.2	50	1093.	-482.	983.	0.1	0.7	
51	1127.	-538.	991.	0.3	52	1102.	-551.	988.	0.1	0.2	
53	1112.	-514.	987.	0.2	54	1124.	-529.	987.	0.1	0.2	
55	1145.	-564.	999.	2.2	56	1136.	-399.	1145.	0.1	2.2	
57	1139.	-440.	1109.	0.6	58	1137.	-470.	1124.	0.1	0.3	
59	1136.	-401.	1144.	1.5	60	938.	-389.	1144.	0.1	0.8	
61	940.	-390.	1144.	0.6	62	895.	-477.	1129.	0.1	0.3	
63	940.	-390.	1144.	0.6	64	862.	-207.	1144.	0.1	0.3	
65	1145.	-564.	999.	5.6	66	1317.	-657.	1265.	2.3	3.9	
67	1180.	-582.	1052.	1.4	68	1134.	-515.	1041.	0.1	0.8	
69	1157.	-549.	1047.	0.4	70	1152.	-556.	1024.	0.1	0.3	
71	1145.	-532.	1044.	0.3	72	1130.	-545.	1040.	0.1	0.2	
73	1206.	-596.	1092.	1.4	74	1134.	-597.	1160.	0.1	0.8	
75	1204.	-596.	1094.	0.7	76	1189.	-630.	1107.	0.1	0.4	
77	1173.	-597.	1123.	0.3	78	1154.	-597.	1127.	0.1	0.2	
79	1209.	-598.	1097.	0.8	80	1187.	-522.	1120.	0.1	0.5	
81	1231.	-610.	1132.	0.8	82	1176.	-625.	1191.	0.1	0.5	
83	1231.	-610.	1132.	0.6	84	1270.	-557.	1129.	0.1	0.3	
85	1231.	-610.	1132.	1.1	86	1241.	-662.	1195.	0.1	0.6	
87	1249.	-620.	1159.	1.1	88	1304.	-671.	1192.	0.1	0.6	
89	1254.	-622.	1167.	0.6	90	1255.	-574.	1159.	0.1	0.3	
91	1309.	-652.	1251.	0.8	92	1348.	-631.	1230.	0.1	0.5	
93	1074.	-477.	740.	12.9	94	1109.	-484.	751.	12.8	12.9	
95	1108.	-483.	751.	2.6	96	1129.	-432.	751.	0.3	1.4	
97	1108.	-483.	751.	2.6	98	1117.	-519.	745.	1.9	2.3	
99	1116.	-519.	745.	1.5	100	1137.	-500.	769.	0.1	0.8	
101	1116.	-519.	745.	1.9	102	1142.	-531.	736.	0.3	1.1	
103	1108.	-483.	751.	1.9	104	1117.	-549.	762.	0.3	1.1	
105	1108.	-483.	751.	1.9	106	1091.	-543.	843.	0.3	1.1	
107	1109.	-484.	751.	11.1	108	1154.	-475.	871.	9.5	10.3	
109	1122.	-481.	787.	1.1	110	1094.	-375.	826.	0.2	0.7	
111	1154.	-475.	871.	9.5	112	1184.	-505.	889.	9.3	9.4	
113	1184.	-505.	889.	4.7	114	1200.	-522.	889.	3.7	4.2	
115	1184.	-505.	889.	9.0	116	1219.	-444.	923.	8.4	8.7	
117	1188.	-501.	892.	3.1	118	1080.	-373.	1143.	0.9	2.0	
119	1172.	-482.	933.	0.5	120	1137.	-504.	989.	0.1	0.3	
121	1172.	-482.	933.	0.6	122	1137.	-504.	989.	0.1	0.3	
123	1081.	-374.	1161.	1.6	124	1022.	-478.	1115.	0.1	0.8	
125	1219.	-464.	923.	4.8	126	1271.	-681.	1423.	0.6	2.7	
127	1225.	-487.	973.	2.4	128	1270.	-684.	897.	0.1	1.2	
129	1261.	-325.	912.	0.4	130	1243.	-530.	880.	0.2	0.5	
131	1266.	-304.	905.	0.4	132	1233.	-533.	897.	0.1	0.2	
133	1240.	-355.	1123.	1.2	134	1212.	-677.	1181.	0.1	0.6	
135	1253.	-612.	1248.	1.0	136	1189.	-664.	1320.	0.1	0.5	
137	1253.	-612.	1248.	1.0	138	1244.	-676.	1337.	0.1	0.5	
139	1219.	-464.	923.	7.6	140	1249.	-453.	921.	7.7	7.7	
141	1249.	-453.	921.	7.7	142	1320.	-476.	930.	7.2	7.4	
143	1320.	-476.	930.	4.2	144	1357.	-503.	974.	3.8	4.0	
145	1357.	-503.	974.	3.4	146	1502.	-738.	1067.	1.4	2.4	
147	1357.	-503.	974.	3.8	148	1376.	-514.	1045.	0.8	2.3	
149	1372.	-511.	1024.	1.1	150	1383.	-511.	1052.	0.1	0.6	
151	1372.	-511.	1024.	0.9	152	1391.	-501.	1018.	0.1	0.5	
153	1320.	-476.	930.	9.7	154	1560.	-613.	961.	2.1	3.9	
155	1344.	-490.	933.	0.9	156	1334.	-496.	973.	0.1	0.5	
157	1343.	-490.	937.	0.5	158	1315.	-474.	945.	0.1	0.3	
159	1392.	-517.	939.	1.7	160	1467.	-474.	1048.	0.1	0.9	
161	1512.	-586.	955.	1.4	162	1550.	-564.	920.	1.1	1.3	
163	1515.	-587.	955.	0.9	164	1545.	-570.	999.	0.1	0.5	
165	1536.	-599.	958.	1.1	166	1564.	-571.	944.	1.1	1.1	

TABLE IV-5 (Continued)

NODE NO.	SOURCE			DIAM	NODE NO.	TERMINUS			AVG STEM DIAM	
	X COORD	Y COORD	Z COORD			X COORD	Y COORD	Z COORD		
WES DATA COLLECTION SITE E4-28 TREE NO. 30										
1	798.	-646.	40.	5.0	2	810.	-623.	155.	4.5	4.7
3	810.	-623.	155.	4.5	4	927.	-562.	586.	1.2	2.9
5	822.	-617.	198.	0.9	6	754.	-582.	246.	0.1	0.5
7	824.	-615.	208.	0.9	8	769.	-588.	272.	0.1	0.5
9	851.	-602.	306.	1.8	10	967.	-731.	256.	0.2	1.0
11	886.	-584.	435.	1.1	12	845.	-613.	360.	0.1	0.6
13	886.	-584.	435.	1.1	14	948.	-464.	435.	0.1	0.6
15	886.	-584.	435.	0.9	16	825.	-526.	468.	0.1	0.5
17	898.	-578.	478.	0.9	18	840.	-513.	503.	0.1	0.5
19	904.	-575.	499.	0.9	20	814.	-576.	492.	0.1	0.5
21	910.	-572.	521.	1.3	22	832.	-467.	557.	0.2	0.8
WES DATA COLLECTION SITE E4-28 TREE NO. 31										
1	936.	-437.	38.	21.5	2	936.	-437.	59.	21.5	21.5
3	936.	-437.	59.	6.9	4	951.	-449.	156.	5.7	6.3
5	951.	-449.	156.	5.7	6	1010.	-431.	939.	3.4	4.5
7	986.	-438.	385.	1.1	8	957.	-430.	410.	0.3	0.7
9	998.	-435.	462.	0.9	10	969.	-426.	487.	0.3	0.6
11	999.	-434.	470.	0.9	12	977.	-428.	502.	0.3	0.6
13	1010.	-431.	539.	2.1	14	1163.	-363.	570.	1.2	1.7
15	1063.	-407.	550.	0.8	16	1095.	-421.	646.	0.1	0.5
17	1079.	-414.	598.	0.3	18	1035.	-434.	615.	0.1	0.2
19	1162.	-364.	569.	0.8	20	1187.	-341.	572.	0.1	0.5
21	1162.	-364.	569.	0.4	22	1168.	-431.	576.	0.1	0.3
23	1010.	-431.	539.	2.4	24	1142.	-456.	611.	1.2	1.8
25	1016.	-433.	543.	0.6	26	1045.	-427.	550.	0.5	0.5
27	1056.	-440.	564.	0.6	28	1058.	-440.	610.	0.1	0.4
29	1089.	-446.	582.	0.5	30	1076.	-454.	609.	0.1	0.3
31	1129.	-454.	603.	0.5	32	1145.	-480.	604.	0.1	0.3
33	1141.	-456.	610.	0.5	34	1162.	-496.	617.	0.1	0.3
35	936.	-437.	59.	16.9	36	932.	-406.	157.	13.6	15.2
37	932.	-406.	157.	13.6	38	933.	-318.	356.	13.0	13.3
39	933.	-318.	356.	4.8	40	1010.	-338.	511.	4.2	4.5
41	1010.	-338.	511.	2.1	42	1088.	-436.	667.	1.2	1.6
43	1057.	-396.	605.	1.3	44	1087.	-447.	685.	0.1	0.7
45	1058.	-398.	608.	1.7	46	956.	-312.	651.	0.1	0.9
47	1010.	-338.	511.	3.7	48	1193.	-308.	532.	2.5	3.1
49	1056.	-330.	516.	0.9	50	1089.	-319.	529.	0.2	0.6
51	1138.	-317.	528.	1.1	52	1173.	-322.	570.	0.2	0.6
53	1148.	-315.	527.	1.1	54	1201.	-324.	543.	0.2	0.6
55	1193.	-308.	532.	1.9	56	1305.	-239.	486.	0.6	1.3
57	1194.	-308.	532.	1.8	58	1265.	-179.	479.	1.1	1.5
59	1204.	-288.	524.	0.5	60	1195.	-316.	579.	0.1	0.3
61	1206.	-286.	523.	1.2	62	1316.	-313.	495.	0.1	0.7
63	1288.	-307.	502.	0.5	64	1271.	-238.	502.	0.1	0.3
65	1247.	-211.	492.	0.3	66	1259.	-232.	513.	0.1	0.2
WES DATA COLLECTION SITE E4-28 TREE NO. 32										
1	993.	-183.	13.	32.5	2	1004.	-180.	51.	32.5	32.5
3	1004.	-180.	51.	5.3	4	1278.	-215.	176.	3.6	4.5
5	1278.	-215.	176.	1.7	6	1349.	-291.	162.	0.6	1.2
7	1303.	-241.	171.	0.5	8	1310.	-267.	173.	0.1	0.3
9	1306.	-245.	170.	0.5	10	1328.	-263.	186.	0.1	0.3
11	1308.	-247.	170.	0.5	12	1320.	-245.	199.	0.1	0.3
13	1309.	-248.	170.	0.5	14	1313.	-245.	206.	0.1	0.3
15	1314.	-253.	169.	0.7	16	1322.	-244.	140.	0.3	0.5
17	1278.	-215.	176.	2.8	18	1416.	-282.	220.	1.1	2.0
19	1394.	-292.	200.	0.7	20	1388.	-245.	228.	0.1	0.4
21	1381.	-266.	209.	1.1	22	1363.	-204.	212.	0.1	0.6
23	1381.	-264.	209.	0.7	24	1381.	-264.	209.	0.1	0.4
25	1372.	-235.	210.	0.5	26	1373.	-233.	249.	0.1	0.3
27	1402.	-276.	215.	1.1	28	1427.	-326.	215.	0.1	0.6
29	1408.	-288.	215.	0.8	30	1373.	-271.	255.	0.1	0.5
31	1405.	-277.	216.	0.4	32	1451.	-305.	229.	0.1	0.3
33	1004.	-180.	51.	10.5	34	1085.	-106.	130.	8.7	9.6
35	1085.	-106.	130.	7.5	36	1068.	-36.	333.	0.3	1.4
37	1080.	-85.	191.	1.2	38	1149.	-117.	231.	0.1	0.7
39	1094.	-92.	199.	0.6	40	1133.	-123.	211.	0.1	0.4
41	1080.	-84.	193.	0.5	42	1070.	-124.	178.	0.1	0.3
43	1075.	-71.	231.	0.7	44	1090.	-118.	263.	0.1	0.4
45	1075.	-64.	252.	0.9	46	1110.	-37.	298.	0.1	0.5
47	1075.	-64.	252.	0.6	48	1112.	-85.	284.	0.1	0.4
49	1073.	-57.	272.	0.6	50	1070.	-29.	304.	0.1	0.4
51	1073.	-56.	276.	0.6	52	1010.	-44.	287.	0.1	0.4
53	1085.	-106.	130.	8.7	54	1208.	-114.	245.	8.2	8.5
55	1208.	-114.	245.	3.9	56	1534.	-189.	378.	1.3	2.8
57	1436.	-166.	338.	0.6	58	1418.	-172.	405.	0.1	0.3
59	1453.	-170.	349.	2.0	60	1473.	-185.	395.	0.8	1.4
61	1463.	-168.	370.	0.8	62	1417.	-157.	414.	0.1	0.4
63	1485.	-172.	358.	0.8	64	1519.	-172.	370.	0.6	0.6
65	1519.	-173.	370.	0.4	66	1507.	-155.	412.	0.1	0.3
67	1208.	-114.	245.	7.2	68	1341.	-82.	282.	7.1	7.1
69	1341.	-82.	282.	2.5	70	1259.	81.	362.	1.0	1.8
71	1280.	40.	342.	0.6	72	1292.	65.	383.	0.1	0.4
73	1260.	64.	354.	0.5	74	1310.	54.	376.	0.1	0.3
75	1260.	79.	361.	0.4	76	1249.	57.	343.	0.1	0.3
77	1341.	-82.	282.	6.1	78	1310.	-70.	370.	5.2	5.6
79	1310.	-77.	370.	3.5	80	1296.	49.	317.	1.7	2.8
81	1303.	-11.	444.	3.0	82	1308.	30.	350.	0.2	1.6
83	1305.	8	486.	1.8	84	1292.	122.	331.	0.3	1.8

(CONTINUED)

(33 of 34 sheets)

TABLE IV-5 (Concluded)

NODE NO.	SOURCE		Z COORD	DIAM	NODE NO.	TERMINUS		Z COORD	DIAM	AVG STEM DIAM
	X COORD	Y COORD				X COORD	Y COORD			
WES DATA COLLECTION SITE E4-28 TREE NO. 32										
85	1300.	19.	480.	1.8	86	1288.	-83.	396.	0.9	1.3
87	1291.	-57.	417.	0.7	88	1255.	-79.	450.	0.1	0.4
89	1290.	-68.	409.	0.7	90	1372.	-27.	448.	0.1	0.4
91	1297.	43.	510.	1.8	92	1314.	-190.	630.	0.1	0.8
93	1297.	48.	510.	1.1	94	1300.	82.	605.	0.1	0.6
95	1297.	48.	510.	1.1	96	1287.	-84.	518.	0.1	0.6
97	1310.	-70.	476.	4.4	98	1504.	-27.	582.	1.3	2.9
99	1397.	-51.	465.	2.2	100	1302.	-30.	529.	0.2	1.2
101	1407.	-49.	476.	1.8	102	1345.	-35.	535.	0.2	1.0
103	1474.	-49.	476.	1.2	104	1429.	-44.	578.	0.1	0.7
105	1388.	-45.	494.	1.1	106	1404.	-41.	561.	0.5	0.8
107	1418.	-47.	486.	1.8	108	1441.	-37.	569.	0.2	1.0
109	1423.	-44.	507.	0.3	110	1414.	-34.	506.	0.3	0.3
111	1465.	-38.	534.	1.8	112	1440.	-31.	623.	0.2	1.0
113	1004.	-180.	51.	19.0	114	1084.	-161.	148.	15.8	17.4
115	1084.	-161.	148.	15.8	116	1405.	-47.	430.	13.6	14.7
117	1405.	-47.	430.	9.9	118	1495.	-14.	471.	8.1	9.0
119	1495.	-14.	471.	6.3	120	1505.	-14.	572.	5.8	6.0
121	1505.	-14.	572.	3.7	122	1704.	-118.	658.	1.7	2.7
123	1684.	-108.	650.	0.7	124	1669.	-116.	695.	0.6	0.6
125	1702.	-117.	650.	1.7	126	1705.	-127.	663.	1.7	1.7
127	1505.	-14.	572.	4.2	128	1573.	-2.	688.	3.9	4.0
129	1539.	-8.	624.	1.0	130	1483.	2.	663.	0.1	0.6
131	1573.	-2.	686.	2.2	132	1658.	-1.	702.	1.8	2.0
133	1573.	-2.	686.	2.5	134	1610.	2.	765.	2.0	2.3
135	1599.	1.	741.	0.8	136	1556.	-4.	771.	0.1	0.4
137	1609.	2.	764.	1.3	138	1530.	38.	823.	0.1	0.7
139	1609.	2.	764.	0.8	140	1577.	-54.	789.	0.1	0.4
141	1609.	2.	764.	0.8	142	1552.	-4.	804.	0.1	0.4
143	1405.	-47.	430.	8.1	144	1502.	-103.	667.	6.9	7.5
145	1502.	-103.	667.	3.3	146	1389.	39.	777.	1.5	2.4
147	1390.	37.	776.	0.5	148	1333.	65.	785.	0.1	0.3
149	1390.	37.	776.	0.8	150	1391.	38.	840.	0.1	0.5
151	1390.	37.	776.	1.0	152	1357.	3.	787.	0.1	0.5
153	1385.	31.	778.	0.7	154	1336.	-1.	779.	0.1	0.4
155	1502.	-103.	667.	2.6	156	1372.	106.	611.	1.3	1.9
157	1391.	37.	776.	0.4	158	1388.	70.	644.	0.1	0.3
159	1373.	104.	624.	0.6	160	1326.	123.	609.	0.1	0.4
161	1502.	-103.	667.	5.8	162	1539.	-122.	737.	5.5	5.7
163	1939.	-122.	737.	2.3	164	1681.	-65.	779.	1.2	1.8
165	1649.	-71.	775.	0.3	166	1658.	-75.	794.	0.1	0.2
167	1668.	-65.	779.	0.9	168	1685.	-78.	866.	0.1	0.5
169	1539.	-122.	737.	2.7	170	1430.	-75.	818.	1.2	1.9
171	1474.	-94.	786.	1.3	172	1467.	-237.	775.	0.1	0.7
173	1466.	-194.	779.	0.4	174	1464.	-170.	814.	5.1	0.3
175	1492.	-89.	802.	0.5	176	1435.	-98.	805.	0.1	0.3
177	1539.	-122.	737.	4.9	178	1541.	-104.	760.	4.9	4.9
179	1541.	-104.	760.	3.0	180	1496.	-157.	892.	2.6	2.8
181	1496.	-157.	790.	1.1	182	1537.	-205.	931.	0.2	0.6
183	1496.	-157.	790.	1.5	184	1568.	-91.	898.	0.2	0.8
185	1550.	-108.	896.	0.5	186	1525.	-134.	909.	0.1	0.3
187	1541.	-104.	760.	0.7	188	1546.	-103.	784.	3.7	3.9
189	1546.	-103.	764.	3.7	190	1592.	-119.	871.	2.5	3.1
191	1592.	-119.	870.	1.5	192	1614.	-111.	914.	0.2	0.8
193	1592.	-119.	870.	1.8	194	1665.	-94.	891.	0.2	1.0
195	1546.	-103.	784.	2.7	196	1510.	-40.	603.	2.1	2.4
197	1511.	-41.	605.	1.8	198	1413.	-214.	684.	0.1	0.9
199	1511.	-41.	605.	0.8	200	1550.	30.	575.	0.1	0.5
WES DATA COLLECTION SITE E4-28 TREE NO. 33										
1	-302.	-895.	70.	21.8	2	-299.	-873.	208.	10.3	15.5
3	-299.	-873.	208.	10.3	4	-287.	-870.	378.	10.7	10.5
5	-287.	-870.	176.	8.2	6	-306.	-847.	726.	6.8	7.7
7	-306.	-847.	726.	3.5	8	-103.	-808.	1122.	3.0	3.3
9	-306.	-847.	726.	6.1	10	-108.	-845.	750.	6.1	6.1
11	-308.	-849.	750.	2.5	12	-310.	-841.	985.	0.4	1.5
13	-310.	-841.	982.	1.5	14	-216.	-723.	1073.	0.1	0.8
15	-263.	-782.	1028.	0.4	16	-271.	-773.	1061.	0.1	0.2
17	-306.	-845.	750.	6.1	18	-317.	-839.	879.	5.3	5.7
19	-317.	-839.	879.	3.5	20	-389.	-707.	1145.	0.5	2.0
21	-371.	-740.	1078.	0.5	22	-414.	-819.	1063.	0.1	0.3
23	-317.	-839.	879.	5.3	24	-326.	-838.	980.	4.1	4.7
25	-317.	-839.	880.	1.6	26	-379.	-677.	911.	0.5	1.1
27	-348.	-758.	996.	0.5	28	-318.	-776.	897.	0.3	0.4
29	-322.	-838.	930.	1.6	30	-431.	-877.	1094.	0.3	0.9
31	-387.	-861.	1078.	0.8	32	-412.	-883.	1052.	0.1	0.4
33	-326.	-836.	980.	3.0	34	-305.	-595.	1144.	1.1	2.1
35	-321.	-776.	1071.	1.2	36	-331.	-653.	1203.	0.1	0.7
37	-321.	-773.	1023.	1.5	38	-155.	-896.	1099.	0.2	0.8
39	-326.	-836.	980.	2.9	40	-321.	-803.	1095.	2.7	2.5
41	-324.	-819.	1037.	0.9	42	-147.	-852.	1137.	0.1	0.5
43	-321.	-803.	1094.	1.4	44	-343.	-844.	1174.	0.1	0.8
45	-321.	-803.	1094.	1.2	46	-376.	-948.	1109.	0.1	0.7

Table IV-6  
Wood and Foliage Data on Surveyed Trees  
Site E4-28, Eglin AFB, Fla.

Tree No.	Scientific Name*	Common Name*	Tree Height cm	Stem Diam (cm) Measured at 150 cm Above-ground	Density of Green Wood g/cc	Average Weight of One Leaf** g	Average Leaf Size mm	Estimated No. of Leaves† per Branch
1	<u>Acer rubrum trilobum</u>	Trident red maple	486	6.0	0.80	0.54	70 by 70	100
2	<u>Magnolia virginiana</u>	White or sweet bay	478	4.1	0.50	0.73	120 by 50	50
3	<u>Acer rubrum trilobum</u>	Trident red maple	795	8.5	0.80	0.54	70 by 70	100
4	<u>Quercus phellos</u>	Willow oak	760	7.6	1.00	0.45	80 by 32	105
5	<u>Acer rubrum trilobum</u>	Trident red maple	1250	8.3	0.80	0.54	70 by 70	100
6††			534	35.6	0.44			
7	<u>Quercus laurifolia</u>	Laurel oak	1274	13.7	1.00	0.64	120 by 36	50
8	<u>Quercus laurifolia</u>	Laurel oak	1780	18.1	1.00	0.64	120 by 36	50
9	<u>Quercus phellos</u>	Willow oak	700	11.6	1.00	0.45	80 by 32	105
10	<u>Acer rubrum trilobum</u>	Trident red maple	1436	27.2	0.80	0.54	70 by 70	100
11	<u>Gordonia lasianthus</u>	Loblolly bay	1731	15.9	0.67	0.73	140 by 40	110
12	<u>Gordonia lasianthus</u>	Loblolly bay	1394	21.8	0.67	0.73	140 by 40	110
13	<u>Gordonia lasianthus</u>	Loblolly bay	1520	26.1	0.67	0.73	140 by 40	110
14	<u>Gordonia lasianthus</u>	Loblolly bay	1308	16.1	0.67	0.73	140 by 40	110
15	<u>Magnolia virginiana</u>	White or sweet bay	783	7.7	0.50	0.73	120 by 50	50
16	<u>Acer rubrum trilobum</u>	Trident red maple	1127	17.8	0.80	0.54	70 by 70	100
17	<u>Quercus phellos</u>	Willow oak	1299	17.0	1.00	0.45	80 by 32	105
18	<u>Gordonia lasianthus</u>	Loblolly bay	763	11.8	0.67	0.73	140 by 40	110
19	<u>Gordonia lasianthus</u>	Loblolly bay	1854	27.5	0.67	0.73	140 by 40	110
20	<u>Quercus laurifolia</u>	Laurel oak	1762	19.6	1.00	0.64	120 by 36	50
21	<u>Quercus phellos</u>	Willow oak	1313	16.9	1.00	0.45	80 by 32	105
22	<u>Magnolia virginiana</u>	White or sweet bay	585	3.2	0.50	0.73	120 by 50	50
23	<u>Quercus phellos</u>	Willow oak	478	5.7	1.00	0.45	80 by 32	105
24	<u>Quercus laurifolia</u>	Laurel oak	2008	40.0	1.00	0.64	120 by 36	50
25	<u>Acer rubrum trilobum</u>	Trident red maple	2192	38.5	0.80	0.54	70 by 70	100
26	<u>Acer rubrum trilobum</u>	Trident red maple	2659	42.2	0.80	0.54	70 by 70	100
27	<u>Quercus phellos</u>	Willow oak	579	7.0	1.00	0.45	80 by 32	105
28	<u>Acer rubrum trilobum</u>	Trident red maple	687	4.1	0.80	0.54	70 by 70	100
29	<u>Quercus phellos</u>	Willow oak	1359	22.8	1.00	0.45	80 by 32	105
30	<u>Magnolia virginiana</u>	White or sweet bay	546	4.5	0.50	0.73	120 by 50	50
31	<u>Quercus phellos</u>	Willow oak	647	13.6	1.00	0.45	80 by 32	105
32	<u>Quercus phellos</u>	Willow oak	893	15.8	1.00	0.45	80 by 32	105
33	<u>Quercus laurifolia</u>	Laurel oak	1133	10.3	1.00	0.64	120 by 36	50

\* Reference cited: Florida Board of Forestry and Parks, "Common Forest Trees of Florida, How to Know Them," 1948. Identification by field team.

\*\* Determined by weighing 50 leaves per tree.

† Number based on sampling 3-5 height levels within crown.

†† Deal stob--species unknown.

Table IV-7  
Soil Cone Index Data, Site E4-28,  
Eglin AFB, Fla.

POSITION\* (STATION) DEPTH (CM)  
X Y NO. 0.0 2.5 5.0 7.5 10.0 12.5 15.0 17.5 20.0 22.5 25.0 27.5 30.0 37.5 45.0 52.5 60.0 67.5 75.0 82.5

U.S.A. FLORIDA, EGLIN AIR FORCE BASE, BASIN CREEK AREA, FUZING SITE  
DATA COLLECTION SITE E4-28, SAMPLE 01, 22 JUNE 1970  
AMS MAP NC 3745 III, NICEVILLE, SCALE 1/50,000, MIL GRID COORD 70757742  
GEOGRAPHIC COORD LAT 30 DEG 31 MIN 42 SEC N, LONG 086 DEG 14 MIN 52 SEC W  
INSTRUMENT--PENETROMETER WITH 0-300 DIAL GAGE AND 3.22-50-CM CONE

SAMPLE 01, 22 JUNE 1970, DATA COLLECTED FROM 0804 TO 0928 HOURS

POSITION (X, Y, NO.)	DEPTH (CM)	0.0	2.5	5.0	7.5	10.0	12.5	15.0	17.5	20.0	22.5	25.0	27.5	30.0	37.5	45.0	52.5	60.0	67.5	75.0	82.5	
0 0 1	025																					
0 500 2	013																					
0 1000 3	017																					
0 1500 4	013																					
0 2000 5	020																					
0 2500 6	010																					
0 3000 7	012																					
0 3500 8	010																					
0 4000 9	007																					
0 4500 10	012																					
1000 4500 11	022																					
1000 4000 12	017																					
1000 3500 13	013																					
1000 3000 14	027																					
1000 2500 15	023																					
1000 2000 16	008																					
1000 1500 17	019																					
1000 1000 18	015																					
1000 500 19	023																					
2000 0 20	022																					
2000 0 21	020																					
2000 500 22	015																					
2000 1000 23	017																					
2000 1500 24	009																					
2000 2000 25	015																					
2000 2500 26	017																					
2000 3000 27	008																					
2000 3500 28	015																					
2000 4000 29	023																					
2000 4500 30	016																					
3000 4500 31	018																					
3000 4000 32	012																					
3000 3500 33	017																					
3000 3000 34	012																					
3000 2500 35	012																					
3000 2000 36	017																					
3000 1500 37	015																					
3000 1000 38	017																					
3000 500 39	030																					
3000 0 40	023																					
3750 0 41	015																					
3750 500 42	015																					
3750 1000 43	012																					
3750 1500 44	017																					
3750 2000 45	025																					
3750 2500 46	017																					
3750 3000 47	013																					
3750 3500 48	017																					
3750 4000 49	010																					
3750 4500 50	013																					
4500 4500 51	013																					
4500 4000 52	017																					
4500 3500 53	013																					
4500 3000 54	013																					
4500 2500 55	015																					
4500 2000 56	028																					
4500 1500 57	027																					
4500 1000 58	018																					
4500 500 59	020																					
4500 0 60	013																					
AVERAGE CI AT EACH DEPTH		016			27			51			70			87	99	101	111	123				

\* Origin of coordinate system-SW corner, see plate IV-4.

114

TABLE IV-B  
VEGETATION BRANCH AND STEM DATA  
SITE P4-37, PANAMA CANAL ZONE

PANAMA CANAL ZONE, BALBOA (R611) RANGE, BALBOA TROPICAL FOREST, FUZING SITE  
WES DATA COLLECTION SITE P4-37  
AMS MAP PARAIISO, 4243 II SW, SCALE 1/25,000, MIL GRID COORD 38800330  
GEOGRAPHIC COORD LAT 09 DEG 04 MIN 30 SEC N, LONG 079 DEG 44 MIN 14 SEC W  
COORD SYS ORIGIN = TPI, TPI TO TP2 = +X AXIS (AZ = 321), 231 DEG CLOCKWISE = +Y AXIS

NODE NO.	SOURCE			DIAM	TERMINUS			DIAM	AVG STEM DIAM
	X COORD	Y COORD	Z COORD		NODE NO.	X COORD	Y COORD		
				WES DATA COLLECTION SITE P4-37					
1	-4719.	668.	253.	17.0	2	-4721.	674.	14.0	15.5
3	-4721.	674.	339.	14.0	4	-4730.	680.	8.3	11.2
5	-4726.	677.	447.	2.1	6	-4716.	680.	466.	2.1
7	-4736.	680.	559.	11.7	8	-5053.	614.	979.	1.0
9	-4811.	664.	661.	2.3	10	-4828.	648.	709.	2.3
11	-4843.	657.	703.	5.8	12	-4944.	835.	877.	0.6
13	-4988.	627.	894.	2.3	14	-5071.	576.	986.	0.6
15	-4730.	680.	559.	4.3	16	-4746.	676.	695.	9.4
17	-4746.	676.	699.	3.4	18	-4600.	775.	809.	1.0
19	-4742.	679.	699.	1.7	20	-4742.	677.	700.	0.2
21	-4743.	678.	698.	0.7	22	-4726.	703.	698.	0.2
23	-4662.	739.	763.	6.7	24	-4593.	774.	786.	0.2
25	-4746.	676.	699.	9.4	26	-4783.	624.	792.	9.1
27	-4783.	624.	792.	5.8	28	-4717.	585.	902.	4.4
29	-4753.	636.	842.	1.2	30	-4726.	599.	870.	0.9
31	-4748.	635.	847.	0.9	32	-4746.	601.	854.	0.6
33	-4731.	600.	865.	3.5	34	-4730.	612.	869.	0.1
35	-4757.	634.	847.	1.4	36	-4713.	781.	936.	0.3
37	-4731.	693.	892.	0.6	38	-4735.	645.	956.	0.1
39	-4732.	601.	908.	0.3	40	-4716.	693.	922.	0.1
41	-4735.	647.	953.	0.2	42	-4732.	652.	959.	0.1
43	-4728.	711.	901.	0.7	44	-4721.	678.	951.	0.1
45	-4727.	707.	908.	0.3	46	-4721.	737.	904.	0.1
47	-4726.	764.	911.	6.2	48	-4729.	691.	938.	0.1
49	-4726.	746.	918.	0.3	50	-4722.	720.	927.	0.1
51	-4717.	789.	902.	4.4	52	-4855.	381.	1035.	1.0
53	-4751.	534.	936.	2.2	54	-4928.	490.	1040.	0.2
55	-4769.	540.	940.	0.4	56	-4787.	565.	961.	0.1
57	-4786.	525.	956.	0.4	58	-4820.	512.	978.	0.1
59	-4649.	212.	980.	0.4	60	-4878.	597.	1036.	0.1
61	-4883.	511.	1014.	0.4	62	-4910.	554.	1036.	0.1
63	-4750.	524.	942.	0.4	64	-4813.	517.	936.	0.2
65	-4777.	513.	956.	0.4	66	-4825.	488.	965.	0.2
67	-4779.	473.	962.	1.8	68	-4912.	494.	1005.	0.2
69	-4845.	496.	984.	0.9	70	-4879.	474.	995.	0.1
71	-4845.	496.	984.	0.5	72	-4904.	529.	1002.	0.1
73	-4878.	477.	994.	0.4	74	-4896.	507.	1000.	0.1
75	-4813.	442.	999.	0.9	76	-4876.	535.	992.	0.2
77	-4827.	422.	1009.	1.3	78	-4881.	520.	1007.	0.2
79	-4717.	585.	902.	2.7	80	-4597.	759.	1502.	1.4
81	-4687.	628.	1092.	1.3	82	-5026.	1123.	1264.	0.1
83	-4958.	1024.	1221.	0.7	84	-5220.	1204.	1221.	0.1
85	-4956.	1024.	1221.	0.7	86	-4990.	416.	1405.	0.1
87	-4675.	646.	1112.	1.3	88	-4840.	542.	1582.	0.1
89	-4783.	624.	792.	3.3	90	-5091.	623.	1228.	1.0
91	-4867.	624.	901.	1.7	92	-4975.	493.	1103.	0.2
93	-4872.	610.	921.	1.5	94	-5071.	636.	1096.	0.1
95	-4972.	623.	1004.	0.7	96	-4978.	613.	1014.	0.7
97	-5031.	631.	1061.	0.1	98	-5030.	643.	1085.	0.1
99	-5061.	637.	1087.	0.1	100	-5099.	657.	1118.	0.1
101	-5061.	637.	1087.	0.1	102	-5085.	594.	1112.	0.1
103	-4929.	545.	1024.	0.2	104	-4929.	552.	1048.	0.1
105	-4952.	519.	1083.	0.2	106	-4998.	501.	1083.	0.1
107	-4906.	624.	966.	1.7	108	-5040.	490.	1155.	0.2
109	-5013.	517.	1117.	0.5	110	-5018.	559.	1150.	0.1
111	-5033.	497.	1140.	0.3	112	-4995.	485.	1181.	0.1
113	-5039.	523.	1141.	1.0	114	-5014.	604.	1244.	0.2
115	-5045.	623.	1162.	1.7	116	-5097.	874.	1237.	0.2
117	-5058.	686.	1181.	0.9	118	-5117.	572.	1217.	0.1
119	-5066.	723.	1194.	0.2	120	-5083.	704.	1199.	0.1
121	-5079.	766.	1211.	0.2	122	-5112.	750.	1233.	0.1
123	-4999.	623.	1097.	0.7	124	-5132.	757.	1286.	0.2
125	-5065.	690.	1191.	0.3	126	-5239.	741.	1238.	0.1
127	-4783.	624.	792.	6.6	128	-5136.	781.	911.	1.0
129	-4818.	639.	604.	2.6	130	-5012.	664.	856.	0.3
131	-4915.	652.	830.	1.3	132	-5004.	667.	876.	0.1
133	-4995.	718.	864.	2.6	134	-5120.	662.	1012.	0.3
135	-5007.	712.	878.	2.1	136	-5184.	791.	938.	0.1
137	-5032.	701.	908.	1.1	138	-5053.	710.	1007.	0.1
139	-5095.	673.	982.	0.8	140	-5152.	676.	1039.	0.1
141	-5107.	674.	994.	0.4	142	-5142.	701.	1028.	0.1
143	-5101.	670.	990.	0.3	144	-5131.	662.	1015.	0.1
145	-5005.	723.	867.	1.3	146	-5110.	572.	952.	0.3
147	-5037.	677.	893.	0.7	148	-5158.	728.	944.	0.1
149	-5030.	734.	876.	2.0	150	-5011.	776.	987.	0.3
151	-5021.	759.	932.	0.2	152	-5017.	777.	940.	0.1
153	-5017.	763.	954.	0.2	154	-5010.	759.	970.	0.1
155	-5065.	747.	880.	2.0	156	-5169.	607.	987.	0.3
157	-5091.	714.	913.	0.2	158	-5105.	736.	943.	0.1
159	-5083.	757.	893.	0.7	160	-5123.	645.	919.	0.3
161	-5103.	701.	906.	0.1	162	-5048.	726.	907.	0.1
163	-5101.	769.	899.	0.7	164	-5219.	748.	934.	0.3
165	-5141.	759.	912.	0.3	166	-5224.	795.	947.	0.1
167	-5118.	773.	907.	0.7	168	-5180.	799.	950.	0.3
169	-5165.	793.	939.	0.3	170	-5174.	764.	951.	0.1
171	-5124.	777.	909.	0.3	172	-5194.	766.	939.	0.3

(CONTINUED)

(1 of 2 sheets)

TABLE IV-8 (Continued)

NODE NO.	SOURCE			TERMINUS			Z COORD	DIAM	AVG STEM DIAM	
	X COORD	Y COORD	Z COORD	DIAM	NODE NO.	X COORD				Y COORD
1	-2835.	1088.	-58.	51.2	2	-2833.	1091.	76.	57.3	54.2
3	-2833.	1091.	76.	57.3	4	-2821.	1122.	656.	52.3	54.8
5	-2821.	1122.	656.	26.1	6	-2715.	1163.	971.	57.2	41.7
7	-2715.	1163.	971.	28.6	8	-2425.	1361.	1257.	19.8	24.2
9	-2425.	1361.	1257.	19.8	10	-2251.	1543.	1482.	16.1	17.9
11	-2251.	1543.	1482.	11.5	12	-1949.	1095.	1217.	1.0	6.4
13	-2176.	1431.	1412.	5.8	14	-2131.	1496.	1577.	2.9	4.3
15	-2009.	1185.	1270.	2.3	16	-1754.	1294.	1155.	0.6	1.4
17	-1979.	1140.	1243.	1.7	18	-1917.	1081.	1216.	0.6	1.2
19	-2251.	1543.	1482.	6.9	20	-1901.	1695.	1476.	1.0	4.0
21	-2146.	1588.	1480.	3.5	22	-2027.	1446.	1525.	1.7	2.6
23	-2076.	1619.	1479.	0.7	24	-2000.	1627.	1478.	0.3	0.5
25	-2425.	1361.	1257.	13.2	26	-2178.	2205.	1823.	1.0	7.1
27	-2240.	1994.	1682.	5.3	28	-2488.	1702.	2037.	0.7	7.0
29	-2425.	1361.	1257.	15.4	30	-2537.	1476.	1666.	17.9	16.6
31	-2537.	1476.	1666.	15.3	32	-2465.	2056.	1930.	1.0	8.2
33	-2519.	1621.	1732.	7.7	34	-2540.	1437.	1786.	4.6	6.1
35	-2519.	1621.	1732.	7.7	36	-2529.	1755.	1979.	0.8	2.3
37	-2522.	1762.	1862.	0.4	38	-2544.	1709.	1874.	0.2	0.3
39	-2527.	1744.	1938.	0.4	40	-2490.	1737.	1952.	0.2	0.3
41	-2509.	1708.	1772.	6.1	42	-2514.	1754.	2057.	0.8	3.4
43	-2513.	1749.	2000.	1.5	44	-2489.	1739.	2014.	0.6	1.1
45	-2494.	1824.	1824.	3.1	46	-2518.	1682.	1895.	0.8	1.9
47	-2469.	2027.	1917.	1.5	48	-2421.	1985.	1921.	0.8	1.1
49	-2715.	1163.	971.	35.2	50	-2708.	1128.	1218.	36.5	35.8
51	-2708.	1128.	1218.	34.7	52	-2814.	1131.	1397.	34.3	34.3
53	-2708.	1128.	1218.	31.9	54	-2612.	1116.	1538.	26.1	29.0
55	-2617.	1116.	1522.	6.4	56	-3112.	901.	1788.	1.6	4.0
57	-3013.	944.	1739.	2.6	58	-3029.	1376.	1865.	0.3	1.4
59	-2612.	1116.	1538.	26.1	60	-2583.	1113.	1692.	29.3	27.7
61	-2583.	1113.	1692.	12.2	62	-2337.	1766.	2156.	1.0	6.6
63	-2546.	1211.	1762.	3.1	64	-2659.	1081.	1882.	0.6	1.8
65	-2602.	1146.	1822.	1.5	66	-2578.	1287.	1886.	0.2	0.6
67	-2631.	1113.	1852.	0.8	68	-2688.	1112.	1877.	0.2	0.5
69	-2472.	1407.	1901.	3.7	70	-2687.	1262.	2114.	0.6	2.1
71	-2526.	1371.	1954.	1.8	72	-2596.	1452.	2083.	0.2	1.0
73	-2480.	1440.	1924.	3.7	74	-2500.	1196.	2151.	0.8	2.1
75	-2470.	1379.	1981.	0.5	76	-2557.	1534.	2134.	0.4	0.5
77	-2435.	1509.	1970.	2.4	78	-2303.	1338.	2104.	0.6	1.5
79	-2369.	1422.	2037.	1.2	80	-2288.	1417.	2096.	0.2	0.7
81	-2399.	1603.	2040.	2.4	82	-2178.	1492.	2087.	0.6	1.5
83	-2374.	1608.	2086.	2.4	84	-2300.	1631.	2102.	0.6	1.5
85	-2583.	1113.	1692.	14.7	86	-2379.	1185.	2385.	1.0	7.8
87	-2553.	1123.	1795.	3.7	88	-2568.	1129.	2158.	0.7	2.2
89	-2553.	1123.	1907.	1.6	90	-2460.	1123.	2030.	0.2	1.0
91	-2553.	1123.	1977.	0.9	92	-2543.	1140.	2047.	0.2	0.5
93	-2553.	1123.	2014.	0.4	94	-2553.	1105.	2084.	0.2	0.3
95	-2553.	1123.	2086.	0.7	96	-2563.	1088.	2188.	0.2	0.5
97	-2532.	1131.	1885.	7.3	98	-2852.	1054.	2018.	0.7	4.0
99	-2692.	1092.	1942.	3.7	100	-2835.	999.	1966.	0.4	2.0
101	-2807.	1014.	1985.	0.4	102	-2823.	1020.	1990.	0.2	0.3
103	-2501.	1141.	1969.	2.9	104	-2298.	1070.	1941.	0.7	1.8
105	-2440.	1163.	2177.	2.9	106	-2258.	1099.	2278.	0.7	1.8
107	-2440.	1163.	2177.	2.9	108	-2346.	1071.	2237.	0.7	1.8
109	-2420.	1170.	2240.	2.9	110	-2507.	1164.	2310.	0.7	1.8
111	-2399.	1177.	2319.	1.5	112	-2339.	1156.	2349.	0.7	1.7
113	-2583.	1113.	1692.	14.7	114	-2496.	736.	2578.	1.0	7.8
115	-2539.	924.	2135.	0.7	116	-2430.	980.	2414.	0.7	0.7
117	-2697.	941.	2219.	0.1	118	-2728.	931.	2213.	0.1	0.1
119	-2774.	957.	2302.	0.1	120	-2785.	887.	2317.	0.1	0.1
121	-2780.	919.	2311.	0.1	122	-2771.	920.	2312.	0.1	0.1
123	-2833.	966.	2344.	0.1	124	-2874.	881.	2365.	0.1	0.1
125	-2531.	887.	2224.	1.5	126	-2485.	899.	2214.	0.7	1.1
127	-2513.	811.	2401.	2.9	128	-2441.	823.	2528.	0.7	1.8
129	-2477.	817.	2463.	1.5	130	-2436.	794.	2519.	0.7	1.1
131	-2612.	1116.	1538.	23.7	132	-2801.	1122.	1896.	21.8	22.8
133	-2801.	1122.	1896.	16.3	134	-2639.	1136.	2025.	10.2	16.3
135	-2839.	1130.	2025.	13.5	136	-2119.	1818.	2215.	1.0	7.3
137	-2587.	1104.	2044.	6.8	138	-2219.	1329.	2317.	0.7	3.7
139	-2346.	1239.	2209.	3.4	140	-2248.	1167.	2358.	0.3	1.9
141	-2539.	1072.	2063.	2.7	142	-2356.	1249.	2105.	0.7	1.7
143	-2223.	881.	2177.	4.1	144	-2038.	882.	2227.	0.7	2.4
145	-2168.	882.	2192.	0.8	146	-2155.	846.	2196.	0.2	0.5
147	-2149.	882.	2197.	0.4	148	-2136.	918.	2201.	0.2	0.3
149	-2112.	882.	2207.	0.8	150	-2094.	849.	2212.	0.2	0.5
151	-2057.	882.	2224.	0.4	152	-2049.	887.	2224.	0.2	0.3
153	-2639.	1136.	2025.	10.8	154	-2536.	1321.	2541.	1.0	5.9
155	-2598.	1210.	2231.	5.4	156	-2516.	1062.	2493.	0.5	3.0
157	-2597.	1130.	2342.	2.7	158	-2493.	1089.	2423.	0.3	1.5
159	-2597.	1269.	2386.	4.3	160	-2796.	1169.	2475.	0.5	2.4
161	-2699.	1217.	2428.	2.2	162	-2740.	1182.	2498.	0.2	1.2
163	-2861.	1122.	1896.	15.6	164	-2884.	1053.	2007.	11.3	12.5
165	-2884.	1053.	2007.	6.5	166	-2897.	644.	1960.	1.0	4.7
167	-2887.	951.	1999.	2.1	168	-2840.	1198.	1973.	0.4	1.3
169	-2847.	1148.	1974.	0.8	170	-2875.	1069.	1925.	0.1	0.3
171	-2893.	747.	1972.	4.2	172	-3002.	933.	1917.	0.4	1.3
173	-2838.	876.	1933.	1.3	174	-2782.	797.	1967.	0.2	0.7
175	-2884.	1053.	2007.	11.3	176	-2725.	973.	2445.	1.0	6.2
177	-2835.	1029.	2138.	7.9	178	-2677.	883.	2394.	0.6	4.2
179	-2756.	956.	2234.	4.0	180	-2756.	1078.	2312.	0.4	2.2
181	-2771.	997.	2354.	3.4	182	-2869.	980.	2438.	0.6	2.8
183	-2861.	1122.	1896.	16.3	184	-2858.	1293.	2577.	1.0	6.7
185	-2891.	1150.	2096.	8.2	186	-2849.	1249.	2474.	4.1	6.1
187	-2926.	1207.	2298.	4.9	188	-2948.	1193.	2592.	0.8	2.9

(CONTINUED)

(2 of 7 sheets)

TABLE IV-8 (Continued)

NODE NO.	SOURCE			DIAM	NODE NO.	TERMINUS			DIAM	AVG STEM DIAM
	X COORD	Y COORD	Z COORD			X COORD	Y COORD	Z COORD		
188	-2975.	1242.	24561	4.9	190	-3182.	1393.	2683.	0.8	2.9
191	-3025.	1276.	2617.	3.3	192	-3022.	1226.	2686.	0.8	2.0
193	-2821.	1122.	858.	30.5	194	-2934.	1093.	950.	29.4	39.0
195	-2834.	1093.	950.	13.6	196	-2646.	231.	1374.	1.0	7.3
197	-2659.	274.	1353.	2.7	198	-2565.	388.	1375.	1.4	2.0
199	-2651.	257.	1362.	1.4	200	-2742.	292.	1369.	0.7	1.0
201	-2834.	1093.	950.	24.9	202	-2931.	1166.	1410.	28.2	26.5
203	-2931.	1166.	1410.	12.8	204	-3423.	1393.	1586.	1.0	6.9
205	-3378.	1234.	1463.	2.6	206	-3044.	1218.	1539.	0.6	1.6
207	-3103.	1245.	1472.	2.6	208	-3064.	1216.	1542.	0.6	1.6
209	-3152.	1268.	1489.	2.6	210	-3116.	1252.	1566.	0.6	1.6
211	-3177.	1279.	1498.	2.6	212	-3201.	1268.	1448.	0.6	1.6
213	-3275.	1325.	1533.	2.6	214	-3296.	1295.	1577.	0.6	1.6
215	-3398.	1382.	1577.	2.6	216	-3414.	1374.	1523.	0.6	1.6
217	-2931.	1166.	1410.	28.2	218	-3039.	1159.	1576.	19.1	23.6
219	-3039.	1159.	1576.	13.6	220	-2883.	1343.	1978.	11.6	12.6
221	-2906.	1316.	1918.	4.1	222	-2793.	1182.	1850.	2.7	3.4
223	-2889.	1296.	1908.	0.4	224	-2892.	1292.	1935.	0.2	0.3
225	-2883.	1289.	1904.	0.4	226	-2888.	1293.	1922.	0.2	0.3
227	-2866.	1269.	1894.	0.4	228	-2878.	1292.	1921.	0.2	0.3
229	-2875.	1285.	1913.	0.2	230	-2883.	1289.	1913.	0.1	0.2
231	-2794.	1184.	1851.	2.0	232	-2651.	1662.	1851.	0.2	1.1
233	-2772.	1165.	1851.	0.6	234	-2772.	1165.	1945.	0.2	0.4
235	-2768.	1162.	1851.	0.8	236	-2732.	1222.	1913.	0.2	0.5
237	-2750.	1192.	1882.	0.3	238	-2749.	1189.	1891.	0.1	0.2
239	-2736.	1216.	1907.	0.4	240	-2720.	1213.	1917.	0.2	0.3
241	-2734.	1219.	1910.	0.3	242	-2740.	1204.	1919.	0.2	0.2
243	-2679.	1086.	1851.	1.0	244	-2567.	1097.	1759.	0.4	0.7
245	-2673.	1052.	1805.	0.5	246	-2687.	1134.	1790.	0.2	0.4
247	-2670.	1095.	1777.	6.4	248	-2686.	1109.	1746.	0.2	0.3
249	-2708.	1111.	1851.	0.6	250	-2671.	1142.	1823.	0.2	0.4
251	-2665.	1074.	1851.	0.6	252	-2622.	1082.	1912.	0.2	0.4
253	-2798.	1159.	1854.	0.8	254	-2787.	1202.	1832.	0.4	0.6
255	-2883.	1343.	1978.	8.7	256	-3251.	1501.	2654.	1.0	4.9
257	-2956.	1375.	2113.	0.9	258	-2884.	1153.	2148.	0.4	0.7
259	-2993.	1391.	2181.	1.7	260	-3336.	1564.	2263.	0.4	1.1
261	-2993.	1391.	2181.	2.6	262	-3259.	1126.	2297.	0.4	1.5
263	-3126.	1258.	2239.	1.3	264	-3262.	1393.	2195.	0.1	0.7
265	-3067.	1422.	2316.	1.7	266	-3220.	1186.	2177.	0.4	1.1
267	-3085.	1430.	2350.	1.7	268	-3201.	1328.	2309.	0.4	1.1
269	-3104.	1438.	2383.	6.5	270	-3509.	1264.	2217.	0.9	3.7
271	-3144.	1421.	2367.	2.0	272	-3705.	1206.	2291.	0.3	1.1
273	-3426.	1299.	2250.	2.6	274	-3614.	1556.	2047.	0.3	1.5
275	-3468.	1282.	2234.	2.6	276	-3567.	1359.	2093.	0.3	1.1
277	-3489.	1273.	2225.	0.7	278	-3528.	1299.	2232.	0.3	0.5
279	-3177.	1469.	2518.	2.2	280	-3156.	1849.	2619.	0.4	1.3
281	-3166.	1659.	2564.	0.4	282	-3160.	1548.	2679.	0.1	0.3
283	-3163.	1716.	2584.	0.5	284	-3155.	1565.	2542.	0.1	0.3
285	-3161.	1754.	2594.	0.4	286	-3187.	1711.	2654.	0.1	0.3
287	-3160.	1773.	2599.	0.4	288	-3158.	1731.	2640.	0.2	0.3
289	-3160.	1773.	2599.	0.4	290	-3197.	1716.	2583.	0.2	0.3
291	-3157.	1830.	2614.	0.4	292	-3135.	1798.	2622.	0.2	0.3
293	-3232.	1494.	2620.	2.2	294	-3173.	1666.	2875.	0.9	1.5
295	-3232.	1493.	2620.	4.4	296	-3161.	1524.	2924.	2.2	3.3
297	-3215.	1501.	2696.	1.3	298	-3158.	1605.	2738.	0.4	0.9
299	-3215.	1501.	2696.	1.3	300	-3100.	1451.	2708.	0.4	0.9
301	-3175.	1518.	2863.	1.3	302	-3135.	1601.	2879.	0.4	0.9
303	-3175.	1518.	2863.	1.3	304	-3101.	1488.	2911.	1.4	0.9
305	-3243.	1498.	2640.	0.9	306	-3250.	1404.	2712.	0.4	0.7
307	-2883.	1343.	1978.	11.6	308	-2976.	1372.	2590.	1.0	6.3
309	-2897.	1348.	2070.	5.0	310	-3177.	1145.	2290.	0.6	3.2
311	-2939.	1317.	2090.	0.6	312	-2967.	1361.	2144.	0.3	0.4
313	-3065.	1226.	2151.	0.9	314	-3102.	1157.	2231.	0.3	0.6
315	-3121.	1186.	2179.	1.2	316	-3181.	1229.	2168.	0.6	0.9
317	-2974.	1356.	2253.	5.8	318	-3088.	1312.	2363.	2.9	4.4
319	-2996.	1334.	2308.	5.8	320	-2846.	1540.	2421.	1.2	3.5
321	-2989.	1344.	2314.	1.4	322	-2955.	1369.	2314.	0.3	0.9
323	-2974.	1369.	2325.	1.2	324	-2925.	1346.	2345.	0.3	0.7
325	-2891.	1478.	2387.	1.2	326	-2797.	1528.	2352.	0.3	0.7
327	-2854.	1530.	2415.	1.2	328	-2821.	1485.	2409.	0.3	0.7
329	-2854.	1530.	2415.	1.2	330	-2865.	1487.	2449.	0.3	0.7
331	-2854.	1530.	2415.	1.2	332	-2848.	1510.	2467.	0.3	0.7
333	-3061.	1314.	2357.	2.9	334	-3080.	1339.	2376.	1.7	2.3
335	-3062.	1313.	2358.	0.6	336	-3081.	1313.	2362.	0.3	0.4
337	-2929.	1358.	2284.	5.8	338	-2541.	1478.	2752.	0.6	3.2
339	-2871.	1376.	2354.	2.9	340	-2635.	1302.	2372.	0.3	1.6
341	-2832.	1388.	2401.	1.5	342	-2922.	1416.	2482.	0.3	0.9
343	-2813.	1394.	2425.	1.2	344	-2902.	1422.	2506.	0.3	0.7
345	-2793.	1400.	2448.	1.2	346	-2784.	1313.	2417.	0.3	0.7
347	-2735.	1418.	2518.	0.6	348	-2692.	1437.	2559.	0.3	0.4
349	-2619.	1454.	2654.	0.6	350	-2618.	1414.	2706.	0.3	0.4
351	-2938.	1361.	2345.	4.7	352	-2859.	1450.	2641.	0.6	2.6
353	-2944.	1383.	2419.	0.9	354	-2977.	1379.	2471.	0.2	0.6
355	-2949.	1409.	2493.	0.9	356	-2943.	1395.	2522.	0.2	0.6
357	-2955.	1432.	2582.	0.9	358	-2989.	1424.	2633.	0.9	0.7
359	-2957.	1366.	2468.	4.7	360	-2991.	1286.	2733.	0.6	2.6
361	-2957.	1366.	2468.	4.7	362	-3009.	1448.	2627.	0.6	2.6
363	-2871.	1371.	2550.	2.3	364	-2985.	1321.	2637.	0.4	1.5
365	-2971.	1371.	2580.	2.3	366	-2984.	1428.	2669.	0.6	1.9
367	-3059.	1159.	1576.	21.8	368	-3080.	1091.	1887.	19.6	20.7
369	-3080.	1091.	1887.	11.2	370	-3366.	597.	2281.	1.0	0.1
371	-3223.	844.	1984.	8.4	372	-3329.	873.	2187.	1.6	7.0
373	-3266.	770.	2073.	9.6	374	-3465.	1112.	2188.	2.8	4.2

117

TABLE IV-8 (Continued)

NODE NO.	SOURCE		Z COORD	DIAM	NODE NO.	TERMINUS		Z COORD	DIAM	AVG STEM DIAM
	X COORD	Y COORD				X COORD	Y COORD			
375	-3361.	602.	2275.	4.5	376	-3303.	730.	2360.	2.2	3.4
377	-3086.	1091.	1687.	16.8	378	-3009.	1051.	1891.	17.1	16.9
379	-3009.	1051.	1891.	11.4	380	-2701.	1002.	2015.	1.0	6.2
381	-3009.	1051.	1891.	14.2	382	-3133.	812.	2509.	1.0	7.6
383	-3046.	980.	2076.	5.7	384	-2878.	1174.	2295.	0.7	3.2
385	-2952.	1077.	2102.	2.3	386	-3039.	1011.	2185.	1.1	1.7
387	-2929.	1116.	2229.	0.6	388	-2943.	1132.	2255.	0.6	0.6
389	-2912.	1139.	2251.	1.1	390	-2886.	1106.	2219.	0.6	0.9
391	-3077.	920.	2231.	5.7	392	-3028.	896.	2354.	4.3	5.0
393	-3038.	901.	2329.	0.9	394	-3103.	1034.	2329.	0.3	0.6
395	-3038.	901.	2329.	1.4	396	-3021.	909.	2321.	0.6	1.0
397	-3028.	896.	2354.	1.7	398	-3029.	992.	2447.	0.3	1.0
399	-3028.	896.	2354.	1.7	400	-3000.	921.	2365.	0.6	1.1
401	-3096.	854.	2323.	2.8	402	-3189.	1063.	2311.	0.7	1.8
403	-3102.	872.	2354.	5.7	404	-3294.	865.	2544.	2.8	4.3
409	-3121.	816.	2447.	2.8	406	-3094.	895.	2466.	0.7	1.8

WES DATA COLLECTION SITE P4-37 TREE NO. 3

1	-1411.	224.	49.	16.0	2	-1429.	242.	177.	14.0	15.0
3	-1429.	242.	177.	14.0	4	-1360.	225.	1928.	1.0	7.5
5	-1360.	225.	1878.	1.4	6	-1347.	268.	1850.	0.7	1.0
7	-1351.	259.	1928.	0.7	8	-1392.	219.	1811.	0.3	0.9
9	-1348.	264.	1943.	0.3	10	-1332.	270.	1843.	0.1	0.2
11	-1348.	264.	1943.	0.3	12	-1373.	259.	1843.	0.1	0.2
13	-1360.	225.	1878.	1.4	14	-1328.	194.	1909.	0.7	1.0
15	-1360.	225.	1911.	1.4	16	-1351.	312.	1894.	0.7	1.0
17	-1351.	311.	1909.	0.3	18	-1266.	320.	1894.	0.1	0.2
19	-1351.	311.	1909.	0.3	20	-1394.	307.	1817.	0.7	0.2
21	-1360.	225.	1911.	1.4	22	-1369.	139.	1827.	0.7	1.0
23	-1367.	156.	1924.	0.7	24	-1404.	149.	1945.	0.3	0.5
25	-1367.	156.	1924.	0.7	26	-1368.	164.	1881.	0.3	0.5
27	-1367.	156.	1924.	0.7	28	-1330.	164.	1902.	0.3	0.5
29	-1367.	156.	1924.	0.7	30	-1366.	148.	1967.	0.3	0.5
31	-1368.	148.	1929.	0.6	32	-1378.	144.	1940.	0.3	0.4
33	-1368.	148.	1929.	0.6	34	-1359.	151.	1910.	0.3	0.4

WES DATA COLLECTION SITE P4-37 TREE NO. 4

DATA NOT INCLUDED HEREIN BECAUSE OF FIELD MEASUREMENT ERROR; TREE NOT USED AS A MODEL IN GENERATING SITE.

WES DATA COLLECTION SITE P4-37 TREE NO. 5

1	1024.	-608.	60.	20.0	2	1026.	-622.	211.	18.0	19.0
3	1025.	-522.	211.	16.0	4	928.	-440.	917.	12.8	15.4
5	967.	-514.	630.	3.6	6	902.	-768.	892.	0.9	2.2
7	935.	-610.	763.	1.1	8	918.	-576.	732.	0.7	0.9
9	925.	-522.	744.	6.5	10	895.	-631.	731.	0.3	0.4
11	919.	-579.	733.	0.4	12	921.	-583.	739.	0.2	0.3
13	915.	-717.	641.	1.8	14	990.	-769.	1001.	0.4	1.1
15	951.	-743.	921.	0.9	16	968.	-809.	950.	0.4	0.7
17	954.	-749.	924.	0.7	18	906.	-737.	949.	0.4	0.5
19	961.	-718.	957.	0.7	20	963.	-712.	978.	0.4	0.5
21	971.	-718.	959.	0.7	22	984.	-762.	984.	0.4	0.5
23	974.	-751.	977.	1.7	24	972.	-786.	1002.	0.4	0.5
25	989.	-706.	993.	0.7	26	1011.	-791.	1004.	0.4	0.5
27	952.	-428.	647.	1.8	28	921.	-490.	843.	1.8	1.8
29	928.	-443.	917.	9.0	30	966.	-136.	1081.	6.8	7.9
31	966.	-156.	1081.	5.4	32	897.	-8.	1363.	1.0	3.2
33	961.	-180.	1092.	2.7	34	879.	-84.	1095.	1.4	2.0
35	921.	-107.	1095.	1.9	36	871.	-134.	997.	0.5	1.2
37	904.	-98.	1095.	1.4	38	912.	-104.	1095.	0.7	1.0
39	937.	-72.	1222.	2.2	40	833.	-65.	1301.	1.1	1.6
41	925.	-59.	1250.	2.7	42	992.	-270.	1256.	1.1	1.9
43	955.	-144.	1254.	1.4	44	881.	-89.	1253.	0.5	0.9
45	952.	-144.	1254.	1.1	46	1017.	-129.	1253.	0.5	0.8
47	921.	-55.	1264.	2.7	48	1088.	-183.	1331.	0.5	1.6
49	963.	-59.	1281.	1.9	50	966.	-83.	1370.	0.5	1.2
51	911.	-33.	1300.	2.2	52	997.	-124.	1286.	0.5	1.4
53	945.	-70.	1298.	1.1	54	929.	-38.	1284.	0.5	0.8
55	945.	-70.	1298.	0.9	56	968.	-75.	1305.	0.4	0.6
57	911.	-33.	1300.	1.1	58	821.	-46.	1278.	0.5	0.8
59	966.	-136.	1081.	4.1	60	972.	137.	1097.	1.0	2.5
61	967.	-109.	1183.	2.4	62	914.	-120.	1083.	1.2	1.8
63	921.	-119.	1083.	1.7	64	828.	-192.	1084.	0.2	1.0
65	967.	-62.	1084.	2.0	66	1045.	-157.	1089.	0.4	1.2
67	1036.	-119.	1087.	1.0	68	978.	-75.	1087.	0.4	0.7
69	1077.	-104.	1080.	1.6	70	1017.	-114.	1088.	0.4	0.7
71	986.	-56.	1086.	2.6	72	1156.	-159.	1092.	0.4	1.2
73	926.	-40.	917.	10.3	74	851.	-429.	1089.	9.4	9.8
75	851.	-419.	1089.	6.7	76	848.	-584.	1328.	7.8	7.3
77	848.	-514.	1328.	3.1	78	936.	-553.	1244.	1.0	2.1
79	871.	-576.	1367.	1.6	80	891.	-546.	1299.	0.8	1.2
81	887.	-572.	1360.	0.8	82	900.	-546.	1300.	0.4	0.6
83	874.	-575.	1363.	0.7	84	873.	-587.	1300.	0.3	0.6
85	881.	-572.	1299.	0.9	86	881.	-584.	1293.	0.3	0.6
87	901.	-565.	1278.	0.6	88	899.	-571.	1275.	0.6	0.6
89	918.	-529.	1281.	0.9	90	921.	-606.	1244.	0.3	0.6
91	848.	-514.	1328.	6.3	92	784.	-165.	1265.	1.0	3.6
93	841.	-502.	1324.	4.4	94	791.	-588.	1479.	0.6	2.5
95	817.	-505.	1400.	1.3	96	779.	-600.	1409.	0.4	0.9

(CONTINUED)

(4 of 7 sheets)

IV-8 (Continued)

NODE NO.	SOURCE				NODE NO.	TERMINUS				AVG STEM DIAM
	X COORD	Y COORD	Z COORD	DIAM		X COORD	Y COORD	Z COORD	DIAM	
MES DATA COLLECTION SITE P4-37 TREE NO. 5										
97	816.	-565.	1400.	1.6	98	858.	-512.	1411.	0.4	1.1
99	811.	-570.	1410.	0.9	100	833.	-530.	1440.	0.4	0.7
101	808.	-572.	1424.	0.9	102	824.	-557.	1451.	0.4	0.7
103	801.	-579.	1447.	0.9	104	819.	-552.	1458.	0.4	0.7
105	823.	-4.6.	1303.	1.3	106	844.	-423.	1176.	0.6	0.9
107	816.	-374.	1297.	1.3	108	818.	-362.	1212.	0.6	0.9
109	813.	-353.	1293.	0.6	110	812.	-360.	1336.	0.6	0.6
111	807.	-352.	1287.	1.3	112	808.	-302.	1224.	0.6	0.9
113	800.	-270.	1281.	0.9	114	778.	-279.	1316.	0.6	0.8
115	797.	-249.	1278.	1.3	116	843.	-294.	1334.	0.6	0.9
117	791.	-277.	1271.	1.3	118	603.	-218.	1232.	0.6	0.9
119	851.	-429.	1089.	5.4	120	824.	-363.	1126.	5.3	5.3
121	649.	-422.	1092.	0.5	122	649.	-467.	1187.	0.3	0.4
123	840.	-410.	1130.	0.3	124	649.	-496.	1157.	0.1	0.2
125	844.	-425.	1163.	0.2	126	664.	-463.	1205.	0.1	0.2
127	849.	-460.	1172.	0.2	128	655.	-483.	1206.	0.1	0.1
129	824.	-353.	1126.	4.0	130	735.	-216.	1382.	1.0	2.5
131	824.	-353.	1126.	4.0	132	960.	-146.	1199.	1.0	2.5
133	865.	-298.	1148.	3.6	134	930.	-470.	1410.	0.4	2.0
135	871.	-315.	1174.	0.7	136	780.	-447.	1331.	0.2	0.4
137	881.	-341.	1213.	1.1	138	735.	-406.	1393.	0.2	0.6
139	884.	-349.	1226.	1.1	140	905.	-295.	1443.	0.2	0.6
141	897.	-317.	1358.	0.5	142	964.	-302.	1394.	0.1	0.3
143	901.	-306.	1400.	0.3	144	865.	-334.	1450.	0.1	0.2
145	904.	-401.	1307.	1.4	146	1108.	-410.	1397.	0.2	0.8
147	917.	-415.	1358.	0.9	148	1004.	-478.	1442.	0.2	0.5
149	892.	-274.	1162.	3.2	150	787.	-383.	1279.	0.4	1.8
151	786.	-364.	1281.	1.9	152	633.	-512.	1261.	0.2	1.0
153	694.	-453.	1261.	1.1	154	690.	-373.	1111.	0.1	0.6

NODE NO.	SOURCE				NODE NO.	TERMINUS				AVG STEM DIAM
	X COORD	Y COORD	Z COORD	DIAM		X COORD	Y COORD	Z COORD	DIAM	
MES DATA COLLECTION SITE P4-37 TREE NO. 6										
1	3975.	313.	-243.	18.0	2	3971.	314.	-102.	13.0	15.5
3	3971.	314.	-102.	13.0	4	3985.	289.	562.	10.3	11.6
5	3985.	289.	562.	5.7	6	4211.	310.	701.	1.4	3.5
7	4053.	295.	604.	2.9	8	4115.	395.	812.	0.6	1.7
9	4078.	355.	687.	1.4	10	4053.	359.	749.	0.3	0.9
11	4090.	359.	729.	0.9	12	4108.	355.	745.	0.4	0.6
13	4096.	369.	750.	1.1	14	4102.	385.	779.	0.3	0.7
15	4075.	297.	618.	1.4	16	4084.	306.	642.	0.3	0.9
17	4154.	305.	667.	1.7	18	4155.	340.	706.	0.3	1.0
19	3985.	289.	562.	9.2	20	3973.	296.	614.	9.3	9.2
21	3973.	296.	614.	7.0	22	4125.	408.	824.	1.4	4.2
23	4019.	330.	677.	1.4	24	3994.	416.	742.	0.3	0.9
25	4019.	330.	677.	2.8	26	3930.	350.	785.	0.7	1.7
27	3997.	339.	704.	1.4	28	3939.	292.	790.	0.1	0.8
29	3975.	340.	731.	1.1	30	3962.	335.	731.	0.8	1.0
31	4065.	363.	740.	4.2	32	4020.	467.	865.	0.3	2.3
33	4058.	379.	759.	3.8	34	4083.	438.	878.	0.4	2.1
35	4042.	419.	803.	1.3	36	4055.	444.	843.	0.2	0.7
37	4065.	363.	740.	5.6	38	4056.	147.	922.	0.3	3.0
39	4084.	342.	798.	1.7	40	4151.	438.	837.	0.3	1.0
41	4062.	309.	789.	3.9	42	4072.	504.	821.	0.3	1.1
43	4005.	358.	794.	0.8	44	3989.	334.	788.	0.2	0.5
45	4060.	259.	831.	1.7	46	4063.	199.	928.	0.3	1.0
47	4062.	221.	889.	1.2	48	4071.	200.	928.	0.1	0.6
49	4059.	212.	867.	3.4	50	4188.	239.	916.	0.3	1.8
51	4085.	363.	740.	2.8	52	4132.	454.	740.	0.7	1.7
53	4087.	380.	771.	2.1	54	4075.	291.	840.	0.3	1.2
55	3973.	296.	614.	9.3	56	3965.	288.	605.	8.1	8.7
57	3965.	248.	605.	6.9	58	3921.	111.	1048.	1.3	4.1
59	3943.	200.	827.	1.4	60	3894.	265.	777.	0.3	0.9
61	3936.	209.	819.	0.8	62	3899.	175.	847.	0.1	0.5
63	3939.	182.	871.	2.8	64	3893.	368.	863.	0.3	1.6
65	3930.	219.	869.	0.8	66	3971.	71.	877.	0.1	0.5
67	3934.	204.	870.	0.2	68	3933.	203.	893.	0.1	0.2
69	3925.	238.	868.	1.1	70	4012.	215.	901.	0.1	0.6
71	3939.	182.	871.	1.4	72	3929.	121.	908.	0.7	1.0
73	3934.	151.	889.	0.6	74	3937.	129.	926.	0.1	0.3
75	3932.	159.	937.	2.1	76	3905.	2.	1050.	0.3	1.2
77	3929.	140.	949.	1.9	78	3808.	96.	1090.	0.2	1.0
79	3965.	288.	605.	8.1	80	3779.	327.	702.	2.3	5.2
81	3919.	298.	629.	3.2	82	3906.	361.	629.	0.4	1.8
83	3854.	311.	683.	1.6	84	3878.	317.	745.	0.4	1.0
85	3866.	314.	704.	1.0	86	3835.	314.	719.	0.1	0.5

NODE NO.	SOURCE				NODE NO.	TERMINUS				AVG STEM DIAM
	X COORD	Y COORD	Z COORD	DIAM		X COORD	Y COORD	Z COORD	DIAM	
MES DATA COLLECTION SITE P4-37 TREE NO. 7										
1	4321.	1251.	-413.	39.0	2	4315.	1249.	-289.	37.0	38.0
3	4315.	1249.	-289.	37.0	4	4294.	1189.	357.	35.0	36.0
5	4298.	1177.	260.	3.7	6	3647.	1228.	988.	0.7	2.2
7	4298.	1177.	260.	3.7	8	3670.	1444.	961.	0.7	2.2
9	4297.	1173.	292.	3.7	10	4269.	770.	923.	0.7	2.2
11	4297.	1173.	292.	3.7	12	4236.	1320.	499.	0.7	2.2
13	4297.	1173.	292.	3.7	14	4999.	1832.	866.	0.7	2.2
15	4296.	1169.	329.	3.7	16	4310.	784.	929.	0.7	2.2
17	4296.	1169.	329.	3.7	18	4382.	799.	1228.	0.7	2.2
19	4296.	1169.	329.	3.7	20	4344.	880.	1229.	0.7	2.2
21	4296.	1169.	329.	3.7	22	4179.	808.	1273.	0.7	2.2
23	4296.	1169.	329.	3.7	24	4383.	1767.	1483.	0.7	2.2
25	4296.	1169.	329.	3.7	26	4999.	1691.	922.	0.7	2.2

(CONTINUED)

(5 of 7 sheets)

TABLE IV-8 (Continued)

NODE NO.	SOURCE			DIAM.	NODE NO.	TERMINUS			DIAM.	AVG STEM DIAM.
	X COORD	Y COORD	Z COORD			X COORD	Y COORD	Z COORD		
	WES DATA COLLECTION SITE P4-37 TREE NO. 7									
27	4296.	1169.	329.	3.7	28	4663.	994.	1214.	0.7	2.2
29	4296.	1169.	329.	3.7	30	4525.	897.	1165.	0.7	2.2
31	4295.	1167.	344.	1.7	32	4257.	1081.	989.	0.7	2.2
33	4294.	1165.	357.	3.7	34	4274.	1264.	1237.	1.0	2.4

WES DATA COLLECTION SITE P4-37 TREE NO. 8

CUIPO TREE NO. 1 USED AS MODEL TREE NO. 8; SEE TABLE II-4B, VOLUME II, FOR STEM AND BRANCH DATA

WES DATA COLLECTION SITE P4-37 TREE NO. 9

FIG TREE USED AS MODEL TREE NO. 9; SEE TABLE II-4B, VOLUME II, FOR STEM AND BRANCH DATA

WES DATA COLLECTION SITE P4-37 TREE NO. 10

1	-3859.	-277.	150.	9.0	2	-3867.	-271.	326.	8.0	8.5
3	-3867.	-271.	326.	8.0	4	-3874.	-278.	439.	8.0	8.0
5	-3874.	-278.	439.	4.0	6	-4219.	-194.	866.	1.0	2.5
7	-3977.	-253.	567.	1.2	8	-4035.	-230.	838.	0.2	0.7
9	-3995.	-246.	649.	0.7	10	-3910.	-164.	722.	0.1	0.4
11	-3969.	-221.	671.	0.1	12	-3975.	-216.	690.	0.1	0.1
13	-3944.	-197.	693.	0.1	14	-3925.	-190.	698.	0.1	0.1
15	-4012.	-239.	730.	6.4	16	-3997.	-217.	809.	0.1	0.2
17	-4006.	-230.	762.	0.1	18	-3987.	-239.	807.	0.1	0.1
19	-4022.	-237.	776.	0.5	20	-3920.	-137.	864.	0.1	0.3
21	-4012.	-225.	785.	0.1	22	-3969.	-237.	809.	0.1	0.1
23	-3981.	-196.	811.	0.1	24	-4018.	-269.	826.	0.1	0.1
25	-4024.	-254.	784.	0.2	26	-3977.	-244.	813.	0.1	0.2
27	-4014.	-236.	790.	0.1	28	-4020.	-221.	795.	0.1	0.1
29	-4064.	-217.	674.	0.8	30	-4033.	-210.	715.	0.4	0.6
31	-4049.	-221.	695.	0.6	32	-4082.	-196.	732.	0.1	0.3
33	-4133.	-219.	760.	1.0	34	-4202.	-281.	860.	0.2	0.6
35	-4154.	-234.	790.	0.3	36	-4193.	-224.	827.	0.1	0.2
37	-4185.	-264.	835.	0.2	38	-4209.	-265.	848.	0.1	0.1
39	-4167.	-206.	802.	0.8	40	-4090.	-168.	872.	0.2	0.5
41	-4121.	-163.	844.	0.2	42	-4144.	-184.	869.	0.1	0.2
43	-4167.	-206.	802.	0.8	44	-4242.	-262.	905.	0.2	0.5
45	-4182.	-217.	823.	0.6	46	-4158.	-235.	915.	0.1	0.3
47	-4172.	-224.	860.	0.2	48	-4202.	-246.	872.	0.1	0.1
49	-4170.	-226.	869.	0.2	50	-4147.	-258.	869.	0.1	0.1
51	-3874.	-278.	439.	5.0	52	-4044.	-260.	1058.	1.0	3.0
53	-3984.	-266.	842.	1.5	54	-3901.	-356.	945.	0.2	0.9
55	-3934.	-220.	904.	0.4	56	-3956.	-264.	925.	0.1	0.3
57	-3946.	-242.	814.	0.2	58	-3946.	-312.	915.	0.1	0.1
59	-3993.	-265.	873.	2.0	60	-3777.	-177.	981.	0.2	1.1
61	-3939.	-243.	900.	0.6	62	-3946.	-345.	915.	0.1	0.3
63	-3940.	-253.	901.	0.2	64	-3934.	-257.	931.	0.1	0.1
65	-3937.	-255.	913.	0.1	66	-3941.	-248.	918.	0.1	0.1
67	-3928.	-239.	905.	0.8	68	-3968.	-222.	998.	0.1	0.4
69	-3957.	-229.	961.	0.2	70	-3941.	-251.	979.	0.1	0.2
71	-3865.	-212.	938.	0.6	72	-3834.	-141.	938.	0.1	0.3
73	-3820.	-194.	959.	0.4	74	-3795.	-264.	982.	0.1	0.2
75	-3810.	-222.	968.	0.1	76	-3792.	-219.	971.	0.1	0.1
77	-4001.	-264.	904.	1.5	78	-3953.	-259.	1090.	0.2	0.9
79	-3989.	-263.	950.	0.7	80	-4034.	-229.	963.	0.1	0.4
81	-4012.	-246.	957.	0.2	82	-4019.	-233.	965.	0.1	0.1
83	-4010.	-263.	957.	1.2	84	-4009.	-385.	977.	0.2	0.7
85	-4009.	-354.	966.	0.4	86	-4045.	-342.	971.	0.1	0.2
87	-4009.	-373.	973.	0.4	88	-3977.	-368.	975.	0.1	0.2
89	-4027.	-262.	997.	1.0	90	-4001.	-237.	1120.	0.2	0.4
91	-4024.	-259.	1009.	0.4	92	-4051.	-234.	1020.	0.1	0.2
93	-4011.	-247.	1071.	0.2	94	-4036.	-276.	1077.	0.1	0.2
95	-4026.	-264.	1074.	0.1	96	-4037.	-260.	1076.	0.1	0.1

WES DATA COLLECTION SITE P4-37 TREE NO. 11

1	-386.	-791.	116.	4.0	2	-391.	-794.	186.	3.0	3.5
3	-391.	-794.	186.	3.0	4	-347.	-798.	670.	1.0	2.0
5	-374.	-795.	380.	0.1	6	-367.	-775.	391.	0.1	0.1
7	-365.	-796.	476.	0.1	8	-349.	-781.	487.	0.1	0.1
9	-362.	-796.	501.	0.9	10	-361.	-702.	612.	0.1	0.5
11	-362.	-792.	500.	0.3	12	-319.	-791.	506.	0.1	0.2
13	-336.	-791.	506.	0.1	14	-317.	-792.	517.	0.1	0.1
15	-325.	-791.	513.	0.1	16	-320.	-785.	516.	0.1	0.1
17	-362.	-787.	512.	0.3	18	-406.	-788.	512.	0.1	0.2
19	-384.	-787.	512.	0.1	20	-391.	-796.	519.	0.1	0.1
21	-352.	-787.	512.	0.1	22	-384.	-815.	504.	0.1	0.1
23	-362.	-787.	512.	0.1	24	-362.	-816.	507.	0.1	0.1
25	-367.	-759.	549.	0.3	26	-381.	-794.	587.	0.1	0.2
27	-364.	-762.	549.	0.1	28	-355.	-752.	554.	0.1	0.1
29	-373.	-780.	570.	0.1	30	-390.	-784.	574.	0.1	0.1
31	-377.	-787.	578.	0.1	32	-372.	-776.	586.	0.1	0.1
33	-362.	-749.	556.	0.2	34	-373.	-789.	558.	0.1	0.1
35	-362.	-740.	567.	0.2	36	-383.	-785.	556.	0.1	0.2
37	-374.	-755.	585.	0.1	38	-369.	-784.	589.	0.1	0.1
39	-375.	-756.	585.	0.1	40	-385.	-789.	590.	0.1	0.1
41	-367.	-796.	901.	0.1	42	-384.	-786.	503.	0.1	0.1
43	-371.	-792.	901.	0.1	44	-368.	-806.	502.	0.1	0.1
45	-360.	-797.	925.	0.1	46	-337.	-790.	523.	0.1	0.1
47	-344.	-773.	924.	0.1	48	-344.	-793.	529.	0.1	0.1
49	-398.	-797.	949.	0.4	50	-337.	-838.	564.	0.1	0.3
51	-352.	-809.	953.	0.1	52	-333.	-809.	557.	0.1	0.1

120

TABLE IV-8 (Concluded)

NODE NO.	SOURCE			DIAM	NODE NO.	TERMINUS			DIAM	AVG STEM DIAM
	X COORD	Y COORD	Z COORD			X COORD	Y COORD	Z COORD		
						WES DATA COLLECTION SITE P4-37 TREE NO. 11				
53	-356.	-797.	573.	0.4	54	-383.	-724.	573.	0.1	0.3
55	-357.	-786.	573.	0.2	56	-389.	-789.	573.	0.1	0.2
57	-383.	-788.	573.	0.1	58	-389.	-781.	573.	0.1	0.1
59	-354.	-797.	597.	0.1	60	-389.	-835.	623.	0.1	0.1
61	-361.	-816.	610.	0.1	62	-365.	-807.	612.	0.1	0.1
63	-353.	-797.	607.	0.4	64	-344.	-865.	632.	0.4	0.4
65	-349.	-874.	617.	0.2	66	-394.	-791.	631.	0.1	0.2
67	-327.	-808.	624.	0.1	68	-317.	-815.	644.	0.1	0.1
69	-347.	-841.	623.	0.2	70	-337.	-805.	602.	0.1	0.1
71	-344.	-850.	617.	0.1	72	-334.	-839.	605.	0.1	0.1
73	-345.	-855.	626.	0.1	74	-331.	-845.	632.	0.1	0.1
75	-345.	-858.	629.	0.1	76	-361.	-851.	631.	0.1	0.1
77	-351.	-797.	622.	0.1	78	-307.	-793.	642.	0.1	0.1
79	-347.	-797.	624.	0.1	80	-334.	-828.	631.	0.1	0.1
81	-343.	-797.	626.	0.1	82	-341.	-777.	626.	0.1	0.1
83	-347.	-792.	626.	0.1	84	-335.	-794.	626.	0.1	0.1
85	-350.	-798.	636.	0.1	86	-352.	-773.	636.	0.1	0.1
87	-349.	-798.	646.	0.1	88	-358.	-777.	655.	0.1	0.1
89	-350.	-796.	647.	0.1	90	-344.	-802.	651.	0.1	0.1

Table IV-9

## Wood and Foliage Data on Model Trees

Site P4-37, Panama Canal Zone

Tree No.	Scientific Name*	Common Name*	Tree Height cm	Stem Diam (cm) Measured at 150 cm Aboveground	Density of Green Wood g/cc	Weight of One Leaf g	Average Leaf Size mm	Average No. of Leaves per Branch
1	<u>Cordia</u> <u>alliodora</u>	Laurel	1329	14.9	1.15	0.80	70 by 30	30
2	<u>Anacardium</u> <u>excelsum</u>	Espauve	2982	55.0	1.10	2.04	60 by 25	21
3	<u>Cecropia</u> <u>peltata</u>	Guarumo	1921	14.3	0.13	79.44	90 by 30	7
4	<u>Lafoensia</u> <u>punicifolia</u>	Amarillo	3477	68.5	1.24	18.55	60 by 25	18
5	<u>Annona</u> <u>spp.</u>	Custard apple	1419	18.5	1.15	0.81	80 by 30	2
6	<u>Gustavia</u> <u>superba</u>	Membrillo	1333	13.8	1.04	10.60	420 by 90	14
7	<u>Scheelia</u> <u>zonensis</u>	Palma real	1896	37.5	1.04	8.90	800 by 40	125
8	<u>Cavanillesia</u> <u>platanifolia</u>	Cuipo	4400	225.0	0.14	0.75	120 by 60	17
9	<u>Ficus</u> <u>spp.</u>	Wild fig	3750	164.0	0.40	3.00	60 by 25	11
10	?	?	970	8.0	1.10	0.36	80 by 30	21
11	<u>Piper</u> <u>spp.</u>	Pepper plant	454	3.8	1.12	3.53	120 by 60	7

\* Identification by Dr. Thomas C. Grebbs, Tropic Test Center (TTC), Fort Clayton, Canal Zone.

122

Table IV-10  
 Vegetation Weight Data, Sites W1-01 and W1-02,  
 WES, Vicksburg, Miss.

Height Layer cm	Weight of Green Plant Segment g	Cumulative Weight of Green Plant g	Height Layer cm	Weight of Green Plant Segment g	Cumulative Weight of Green Plant g
<u>Site W1-01</u>			<u>Site W1-01 (Cont'd)</u>		
<u>Plant No. 1, Circumference at Base, 6 cm</u>			<u>Plant No. 10, Circumference at Base, 9 cm</u>		
0-50	57	57	0-50	104	104
50-100	21	78	50-100	39	143
100-150	8	86	100-150	19	162
<u>Plant No. 2, Circumference at Base, 6 cm</u>			150-200	7	169
0-50	48	48	<u>Plant No. 11, Circumference at Base, 9.3 cm</u>		
50-90	5	53	0-50	103	103
<u>Plant No. 3, Circumference at Base, 6 cm</u>			50-100	52	155
0-50	48	48	100-150	28	183
50-100	8	56	150-200	14	197
100-139	4	60	<u>Plant No. 12, Circumference at Base, 9.5 cm</u>		
<u>Plant No. 4, Circumference at Base, 17 cm</u>			0-50	98	98
0-50	56	56	50-100	49	147
50-100	33	89	100-150	38	185
100-150	24	113	150-200	24	209
150-159	10	123	<u>Plant No. 13, Circumference at Base, 9.4 cm</u>		
<u>Plant No. 5, Circumference at Base, 7 cm</u>			0-50	82	82
0-50	70	70	50-100	49	131
50-100	40	110	100-150	37	168
100-150	13	123	150-200	23	191
150-174	1	124	<u>Plant No. 14, Circumference at Base, 8.8 cm</u>		
<u>Plant No. 6, Circumference at Base, 7 cm</u>			0-50	82	82
0-50	48	48	50-100	55	137
50-100	30	78	100-150	40	177
100-150	20	98	150-200	22	199
150-192	5	103	<u>Plant No. 15, Circumference at Base, 10.4 cm</u>		
<u>Plant No. 7, Circumference at Base, 8 cm</u>			0-50	119	119
0-50	69	69	50-100	55	174
50-100	38	107	100-150	28	202
100-150	28	135	150-200	10	212
150-200	17	152	<u>Plant No. 16, Circumference at Base, 10.5 cm</u>		
200-225	2	154	0-50	96	96
<u>Plant No. 8, Circumference at Base, 8 cm</u>			50-100	47	143
0-50	66	66	100-150	25	168
50-100	43	109	<u>Plant No. 17, Circumference at Base, 9.3 cm</u>		
100-150	30	139	0-50	117	117
150-200	12	151	50-100	64	181
<u>Plant No. 9, Circumference at Base, 8 cm</u>			100-150	50	231
0-50	81	81	150-200	32	263
50-100	43	124	200-250	14	277
100-150	30	154	<u>Plant No. 18, Circumference at Base, 8.1 cm</u>		
150-200	14	168	0-50	94	94
200-231	3	171	50-100	39	133
			100-150	21	154
			150-200	10	164

(Continued)

Note: Plants 1-37 do not have seed pods (achene). Plants 38-49 have seed pods.

(1 of 3 sheets)

Table IV-10 (Continued)

Height Layer cm	Weight of Green Plant Segment g	Cumulative Weight of Green Plant g
<u>Site W1-01 (Cont'd)</u>		
<u>Plant No. 19, Circumference at Base, 9.1 cm</u>		
0-50	96	96
50-100	36	132
100-150	34	166
150-200	22	188
200-250	9	197
<u>Plant No. 20, Circumference at Base, 9 cm</u>		
0-50	92	92
50-100	58	150
100-150	44	194
150-200	27	221
200-247	8	229
<u>Plant No. 21, Circumference at Base, 9 cm</u>		
0-50	103	103
50-100	51	154
100-150	24	178
150-193	7	185
<u>Plant No. 22, Circumference at Base, 9 cm</u>		
0-50	85	85
50-100	51	136
100-150	36	172
150-200	15	187
200-231	4	191
<u>Plant No. 23, Circumference at Base, 10 cm</u>		
0-50	91	91
50-100	56	147
100-150	40	187
150-200	19	206
200-232	3	209
<u>Plant No. 24, Circumference at Base, 10 cm</u>		
0-50	89	89
50-100	66	155
100-150	50	205
150-200	33	238
200-250	11	249
<u>Plant No. 25, Circumference at Base, 10 cm</u>		
0-50	88	88
50-100	58	146
100-150	39	185
150-200	17	202
<u>Plant No. 26, Circumference at Base, 11 cm</u>		
0-50	110	110
50-100	61	171
100-150	44	215
150-200	30	245
200-231	13	258
<u>Plant No. 27, Circumference at Base, 11 cm</u>		
0-50	110	110
50-100	61	171
100-150	44	215
150-200	30	245
200-250	13	258

Height Layer cm	Weight of Green Plant Segment g	Cumulative Weight of Green Plant g
<u>Site W1-01 (Cont'd)</u>		
<u>Plant No. 28, Circumference at Base, 11 cm</u>		
0-50	102	102
50-100	45	147
100-150	27	174
150-200	20	194
200-250	8	202
<u>Plant No. 29, Circumference at Base, 12 cm</u>		
0-50	144	144
50-100	82	226
100-150	66	292
150-200	50	342
200-250	25	367
250-268	3	370
<u>Plant No. 30, Circumference at Base, 12 cm</u>		
0-50	138	138
50-100	53	191
100-150	30	221
150-200	22	243
200-250	12	255
250-278	3	258
<u>Plant No. 31, Circumference at Base, 12 cm</u>		
0-50	148	148
50-100	80	228
100-150	57	285
150-200	47	332
200-250	33	365
250-278	4	369
<u>Plant No. 32, Circumference at Base, 13 cm</u>		
0-50	162	162
50-100	75	237
100-150	58	295
150-200	40	335
200-250	31	366
250-280	5	371
<u>Plant No. 33, Circumference at Base, 13 cm</u>		
0-50	128	128
50-100	60	188
100-150	42	230
150-200	26	256
200-224	4	260
<u>Plant No. 34, Circumference at Base, 13 cm</u>		
0-50	190	190
50-100	115	305
100-150	74	379
150-200	42	421
200-250	15	436
<u>Plant No. 35, Circumference at Base, 14 cm</u>		
0-50	169	169
50-100	103	272
100-150	77	349
150-200	52	401
200-250	20	421

(Continued)

124

Table IV-10 (Concluded)

Height Layer cm	Weight of Green Plant Segment g	Cumulative Weight of Green Plant g	Height Layer cm	Weight of Green Plant Segment g	Cumulative Weight of Green Plant g
<u>Site W1-01 (Cont'd)</u>			<u>Site W1-02 (Cont'd)</u>		
<u>Plant No. 36, Circumference at Base, 14 cm</u>			<u>Plant No. 43, Circumference at Base, 10 cm</u>		
0-50	203	203	0-50	125	125
50-100	128	331	50-100	90	215
100-150	95	426	100-150	72	287
150-200	63	489	150-200	92	379
200-250	30	519	<u>Plant No. 44, Circumference at Base, 11 cm</u>		
250-288	6	529	0-50	120	120
<u>Plant No. 37, Circumference at Base, 14 cm</u>			50-100	88	208
0-50	187	187	100-150	70	278
50-100	110	297	150-200	89	367
100-150	80	377	<u>Plant No. 45, Circumference at Base, 11 cm</u>		
150-200	45	422	0-50	140	140
200-250	17	439	50-100	98	238
<u>Site W1-02</u>			100-150	82	320
<u>Plant No. 38, Circumference at Base, 9 cm</u>			150-200	127	447
0-50	120	120	<u>Plant No. 46, Circumference at Base, 11 cm</u>		
50-100	90	210	0-50	128	128
100-150	75	285	50-100	86	214
150-200	85	370	100-150	74	288
200-240	8	378	150-200	106	394
<u>Plant No. 39, Circumference at Base, 9 cm</u>			<u>Plant No. 47, Circumference at Base, 12 cm</u>		
0-50	134	134	0-50	170	170
50-100	110	244	50-100	114	284
100-150	90	334	100-150	96	380
150-200	130	464	150-200	140	520
<u>Plant No. 40, Circumference at Base, 9 cm</u>			<u>Plant No. 48, Circumference at Base, 12 cm</u>		
0-50	140	140	0-50	126	126
50-100	100	240	50-100	90	216
100-150	83	323	100-150	74	290
150-200	133	456	150-200	90	380
<u>Plant No. 41, Circumference at Base, 10 cm</u>			<u>Plant No. 49, Circumference at Base, 12 cm</u>		
0-50	132	132	0-50	144	144
50-100	90	222	50-100	104	248
100-150	74	296	100-150	86	334
150-200	92	388	150-200	114	448
<u>Plant No. 42, Circumference at Base, 10 cm</u>					
0-50	135	135			
50-100	100	235			
100-150	82	317			
150-200	128	445			

125-

Table IV-11

Line-of-Sight Data

Brush Environments, Eglin AFB, Fla.

Line-of-Sight Distance m	Branch Diameter* mm	Percent of Branch Diameter Impacted	Height of Branch Aboveground cm	Branch Position		Branch Contact Angle deg
				Entrance Angle deg	Exit Angle deg	
Range B-70, Sample B-1						
Vertical Angle: 90°00'; Azimuth: 20-200						
48.85	13	80	154	110	250	45
50.47	6	100	152	100	260	87
56.65	7	90	155	190	85	60
58.53	5	100	161	90	290	85
Vertical Angle: 90°00'; Azimuth: 40-220						
3.75	6	100	166	215	45	60
5.00	9	100	162	180	270	40
5.90	15	100	165	135	315	30
39.90	27	90	144	190	360	90
40.20	18	100	140	180	360	89
44.85	15	100	142	175	350	90
46.95	6	100	148	90	270	45
Vertical Angle: 90°00'; Azimuth: 60-240						
37.05	10	100	135	180	360	30
39.72	7	100	144	90	270	85
47.00	10	100	141	180	360	90
Vertical Angle: 90°00'; Azimuth: 80-260						
9.60	10	30	182	270	360	50
22.20	5	100	159	90	260	60
38.82	6	100	133	240	110	30
39.18	5	100	133	215	45	35
Vertical Angle: 90°00'; Azimuth: 100-280						
0.30	7	100	197	270	45	30
8.80	8	100	182	105	280	85
Vertical Angle: 90°00'; Azimuth: 120-300						
13.06	30	40	175	180	360	87
14.20	6	100	179	215	360	12
20.70	8	90	167	85	350	40
35.25	9	90	134	90	350	70
44.71	6	100	127	180	360	90
Vertical Angle: 90°00'; Azimuth: 140-320						
5.70	21	50	187	180	55	45
7.00	16	100	187	265	45	85
7.80	5	100	179	270	100	50
15.65	16	75	183	125	350	80
41.73	5	100	133	145	315	45
46.76	10	100	128	215	45	85
48.19	20	60	125	225	315	90
55.90	6	100	119	135	230	75
Vertical Angle: 90°00'; Azimuth: 160-340						
15.77	7	100	163	160	270	40
15.80	12	100	163	160	280	15
18.20	10	100	159	205	45	40
42.00	9	100	130	215	40	80
43.77	5	100	126	235	45	90
51.31	19	30	128	315	135	80
Vertical Angle: 90°00'; Azimuth: 180-360						
3.32	9	100	163	230	55	75
38.80	14	100	136	180	360	50
38.83	7	40	136	350	45	35
41.95	5	100	135	175	355	75
43.12	8	100	137	105	270	10
45.57	9	100	135	178	358	87
48.90	5	100	137	90	270	75
48.92	5	100	137	310	70	45
51.25	6	100	136	135	315	70
51.65	5	100	136	205	70	75
51.80	6	75	136	315	80	35

(Continued)

Note: Vertical angle reference is zenith (vertically upward).  
\* Minimum diameter 5 mm.

Table IV-11 (Continued)

Line-of-Sight Distance m	Branch Diameter mm	Percent of Branch Diameter Impacted	Height of Branch Aboveground cm	Branch Position		Branch Contact Angle deg
				Entrance Angle deg	Exit Angle deg	
<u>Range B-70, Sample B-2</u>						
<u>Vertical Angle: 90°00'; Azimuth: 20-200</u>						
9.80	6	100	138	250	90	75
14.13	5	100	136	135	360	80
14.15	12	60	136	170	260	65
50.15	59	40	176	180	360	90
<u>Vertical Angle: 90°00'; Azimuth: 40-220</u>						
9.80	6	100	138	250	90	75
14.13	5	100	136	135	360	80
14.15	12	60	136	170	260	65
35.76	6	100	150	150	230	70
48.84	38	60	158	190	360	85
53.65	50	40	159	180	360	90
<u>Vertical Angle: 90°00'; Azimuth: 60-240</u>						
19.25	5	100	144	80	270	80
23.91	13	100	149	180	360	90
49.37	6	100	148	270	45	70
53.08	14	100	160	180	360	90
55.68	20	90	163	180	360	90
58.21	18	90	164	170	315	45
<u>Vertical Angle: 90°00'; Azimuth: 80-260</u>						
2.90	9	100	147	250	25	70
10.00	7	100	147	180	30	80
10.69	15	80	147	230	360	54
16.60	9	100	147	225	45	80
17.24	8	100	146	270	90	45
20.59	36	60	146	180	360	90
23.10	5	100	148	130	350	78
36.64	6	100	143	270	90	85
48.29	9	100	153	270	90	70
54.36	6	90	153	200	320	60
<u>Vertical Angle: 90°00'; Azimuth: 100-280</u>						
23.80	5	90	149	180	270	50
25.20	11	100	145	180	360	45
38.85	38	60	152	180	360	90
44.00	6	90	145	250	110	70
56.00	10	100	145	235	45	45
56.27	8	100	148	250	20	80
<u>Vertical Angle: 90°00'; Azimuth: 120-300</u>						
6.10	25	90	148	180	75	55
35.09	8	100	145	180	360	70
<u>Vertical Angle: 90°00'; Azimuth: 140-320</u>						
9.08	16	80	164	225	360	77
13.10	58	40	157	180	360	90
22.81	20	100	153	180	360	5
22.90	13	90	153	90	340	60
24.41	12	100	149	180	360	70
38.25	8	50	142	170	270	60
57.12	7	100	122	180	360	90
57.14	5	100	122	180	360	90
<u>Vertical Angle: 90°00'; Azimuth: 160-340</u>						
4.50	6	100	170	90	230	75
33.21	60	40	145	180	360	90
36.35	9	90	138	100	360	55
49.52	7	100	123	100	280	80
<u>Vertical Angle: 90°00'; Azimuth: 180-360</u>						
2.22	19	100	173	215	45	80
4.60	10	100	170	180	360	80
8.57	17	90	165	180	50	60
10.00	6	100	163	260	90	50
11.23	5	100	161	110	350	75
25.12	29	90	149	180	360	90
40.50	16	100	140	180	360	90
42.41	5	100	135	90	300	60
43.81	16	100	137	180	360	90
44.49	7	100	137	135	270	80

(continued)

Table IV-11 (Continued)

Line-of-Sight Distance m	Branch Diameter mm	Percent of Branch Diameter Inspected	Height of Branch Aboveground cm	Branch Position		Branch Contact Angle deg
				Entrance Angle deg	Exit Angle deg	
<u>Range C-72, Sample B-1</u>						
<u>Vertical Angle: 90°00'; Azimuth: 20-200</u>						
13.80	8	60	163	90	5	45
42.90	9	75	120	215	80	75
48.62	8	50	110	130	50	15
58.68	45	50	98	180	360	90
<u>Vertical Angle: 88°30'; Azimuth: 40-220</u>						
1.05	5	100	145	170	30	35
7.98	16	100	149	270	45	60
19.69	15	50	138	90	360	90
<u>Vertical Angle: 87°54'; Azimuth: 60-240</u>						
16.05	18	80	142	185	355	90
18.88	5	100	138	90	270	10
25.50	10	100	141	200	50	87
<u>Vertical Angle: 87°38'; Azimuth: 80-260</u>						
1.42	10	100	147	215	45	60
3.50	48	50	147	180	360	90
12.60	7	100	142	100	200	50
36.82	10	90	138	165	5	90
49.28	39	65	143	180	360	90
<u>Vertical Angle: 87°55'; Azimuth: 100-280</u>						
4.40	48	50	141	180	360	90
22.78	6	100	139	90	270	30
35.18	7	100	133	225	45	80
48.90	8	100	138	135	315	60
54.40	12	100	135	175	355	90
<u>Vertical Angle: 87°55'; Azimuth: 120-300</u>						
1.16	41	50	149	180	360	90
18.73	21	100	138	180	360	90
18.79	17	90	138	250	45	70
42.17	36	70	143	180	360	90
49.60	7	100	138	180	10	90
<u>Vertical Angle: 88°28'; Azimuth: 140-320</u>						
0.10	5	100	145	135	315	30
5.20	6	100	140	135	315	45
11.81	5	100	148	270	90	90
42.61	5	100	143	200	10	60
<u>Vertical Angle: 90°00'; Azimuth: 160-340</u>						
1.73	7	100	183	180	35	80
10.50	6	100	173	235	115	30
42.61	5	100	143	200	10	60
<u>Vertical Angle: 90°00'; Azimuth: 180-360</u>						
8.89	8	50	142	10	340	90
16.70	7	100	138	270	135	60
42.12	11	100	140	215	45	30
53.27	46	25	144	180	360	90
54.50	29	90	143	235	35	45
54.95	24	35	143	235	60	60

(Continued)

128

Table IV-11 (Continued)

Line-of-Sight Distance m	Branch Diameter mm	Percent of Branch Diameter Impacted	Height of Branch Aboveground cm	Branch Position		Branch Contact Angle deg
				Entrance Angle deg	Exit Angle deg	
<u>Range C-72, Sample B-2</u>						
<u>Vertical Angle: 90°00'; Azimuth: 20-200</u>						
3.70	10	100	170	270	85	60
7.57	17	60	172	190	85	80
8.77	5	90	168	110	85	85
21.40	8	100	156	270	15	90
22.43	7	100	155	180	360	90
<u>Vertical Angle: 90°00'; Azimuth: 40-220</u>						
15.82	6	100	167	230	40	20
44.54	9	100	129	135	315	75
50.66	7	100	115	180	360	90
<u>Vertical Angle: 90°00'; Azimuth: 60-240</u>						
53.78	10	100	116	270	90	80
53.85	6	100	115	200	100	60
57.05	25		101	180	360	90
<u>Vertical Angle: 90°00'; Azimuth: 80-260</u>						
47.60	40	10	119	180	360	90
<u>Vertical Angle: 90°00'; Azimuth: 100-280</u>						
14.26	41	60	187	225	45	87
14.62	17	75	186	180	55	90
18.37	50	50	118	180	360	90
<u>Vertical Angle: 90°00'; Azimuth: 120-300</u>						
41.46	32	75	128	180	360	90
50.73	33	60	103	135	315	85
58.26	60	40	80	180	360	90
<u>Vertical Angle: 90°00'; Azimuth: 140-320</u>						
27.70	5	100	157	135	315	80
57.68	12	100	93	90	360	45
58.10	14	85	94	180	85	75
59.80	5	100	95	170	50	65
<u>Vertical Angle: 90°00'; Azimuth: 160-340</u>						
1.95	24	95	166	180	360	90
4.99	6	100	164	125	315	70
5.49	5	100	163	155	50	90
5.50	7	100	163	180	350	75
8.77	11	100	162	180	360	90
49.05	12	100	130	235	45	90
50.87	6	100	122	145	190	45
<u>Vertical Angle: 90°00'; Azimuth: 180-360</u>						
8.34	48	50	147	180	360	90
13.77	13	100	150	225	45	60
18.10	8	100	148	225	80	87
57.34	5	100	148	100	355	90

(Continued)

(4 of 5 sheets)

Table IV-11 (Concluded)

Line-of-Sight Distance m	Branch Diameter mm	Percent of Branch Diameter Impacted	Height of Branch Aboveground cm	Branch Position		Branch Contact Angle deg
				Entrance Angle deg	Exit Angle deg	
<u>Range C-72, Sample B-3</u>						
<u>Vertical Angle: 90°00'; Azimuth: 20-200</u>						
6.20	13	100	184	115	350	90
13.34	5	90	168	250	350	80
13.40	11	100	168	270	80	90
13.75	5	100	168	95	360	55
<u>Vertical Angle: 90°00'; Azimuth: 40-220</u>						
7.58	29	80	203	135	345	90
25.20	13	100	163	180	360	70
49.85	64	35	90	180	360	90
<u>Vertical Angle: 90°00'; Azimuth: 60-240</u>						
14.42	63	20	201	180	360	90
38.61	5	100	104	270	351	20
42.71	6	100	103	90	270	90
53.46	13	95	75	270	15	80
57.64	57	40	68	181	360	90
<u>Vertical Angle: 87°56'; Azimuth: 80-260</u>						
2.79	32	75	150	180	360	90
18.19	24	100	147	180	360	90
24.00	67	30	142	180	360	90
42.33	5	100	153	190	360	90
44.22	5	100	152	135	350	87
44.73	6	95	168	5	310	85
58.65	10	100	170	170	350	90
<u>Vertical Angle: 87°56'; Azimuth: 100-280</u>						
9.08	15	100	142	225	45	45
19.66	30	80	142	170	315	75
48.23	30	40	160	180	360	90
51.72	13	100	165	260	45	75
55.62	10	90	166	345	80	65
<u>Vertical Angle: 87°56'; Azimuth: 120-300</u>						
54.68	5	100	185	45	270	90
<u>Vertical Angle: 87°56'; Azimuth: 140-320</u>						
6.70	34	70	117	180	360	90
12.09	48	50	118	180	360	90
17.84	8	100	124	135	270	90
<u>Vertical Angle: 90°00'; Azimuth: 160-340</u>						
13.46	66	35	164	180	360	90
16.22	9	100	153	180	360	90
19.51	6	100	153	200	360	70
46.71	19	80	132	70	350	90
51.05	5	100	132	340	20	90
<u>Vertical Angle: 90°00'; Azimuth: 180-360</u>						
4.90	7	100	146	45	315	112
35.64	6	100	142	180	355	45
54.91	8	100	155	270	5	40
55.11	7	100	155	135	360	80
55.15	8	30	154	100	45	40

Table IV-12  
Vegetation Weight Data, Site B-70,  
Eglin AFB, Fla.

Height Layer cm	Density of Green Wood g/cm <sup>3</sup>	Weight of Green Wood g	Weight of Green Wood and Foliage g	Cumulative Weight of Green Wood and Foliage g	Height Layer cm	Density of Green Wood g/cm <sup>3</sup>	Weight of Green Wood g	Weight of Green Wood and Foliage g	Cumulative Weight of Green Wood and Foliage g
<u>Sand Live Oak</u>					<u>Sand Live Oak (Cont'd)</u>				
<u>Tree No. 1, Diameter at 1 m, 10 mm</u>					<u>Tree No. 9, Diameter at 1 m, 30 mm (Cont'd)</u>				
0-50	1.15	140.6	140.6	140.6	100-150	1.11	548.8	616.8	1,959.5
50-100		149.7	149.7	290.3	150-200		408.2	521.6	2,481.1
100-150		72.5	72.5	362.8	200-250		353.8	498.9	2,980.0
<u>Tree No. 2, Diameter at 1 m, 07 mm</u>					250-300		136.1	217.7	3,197.7
0-50	1.40	63.5	63.5	63.5	300-350		59.0	104.1	3,301.8
50-100		99.8	99.8	163.6	<u>Tree No. 10, Diameter at 1 m, 36 mm</u>				
100-133		86.2	86.2	249.8	0-50	1.15	884.5	884.5	884.5
<u>Tree No. 3, Diameter at 1 m, 10 mm</u>					50-100		771.2	784.8	1,669.3
0-50	1.43	90.7	90.7	90.7	100-150		752.9	802.8	2,472.1
50-100		104.3	104.3	195.0	150-200		580.6	671.3	3,143.4
100-124		18.1	18.1	213.1	200-250		430.9	508.0	3,651.4
<u>Tree No. 4, Diameter at 1 m, 15 mm*</u>					250-300		294.8	565.9	4,217.3
0-50	1.00	154.2	154.2	154.2	300-330		22.7	63.5	4,280.8
50-100		149.7	149.7	303.9	<u>Tree No. 11, Diameter at 1 m, 40 mm</u>				
100-150		77.1	77.1	381.0	0-50	1.15	1011.5	1011.5	1,011.5
150-200		36.3	36.3	417.3	50-100		1224.7	1496.9	2,508.4
<u>Tree No. 5, Diameter at 1 m, 18 mm</u>					100-150		1338.1	1873.3	4,381.7
0-50	1.35	208.7	208.7	208.7	150-200		498.9	566.9	4,948.6
50-100		176.9	176.9	385.6	200-250		612.4	1143.1	6,091.7
100-150		195.0	195.0	580.6	250-280		54.4	145.1	6,236.8
150-200		140.6	140.6	721.2	<u>Tree No. 12, Diameter at 1 m, 33 mm</u>				
200-235		45.4	45.4	766.6	0-50	1.09	1306.4	1306.4	1,306.4
<u>Tree No. 6, Diameter at 1 m, 20 mm</u>					50-100		961.6	961.6	2,268.0
0-50	1.16	231.3	231.3	231.3	100-150		811.9	821.0	3,089.0
50-100		267.6	267.6	498.9	150-200		730.3	1000.5	4,089.5
100-150		254.0	254.0	752.9	200-250		430.9	544.3	4,633.8
150-200		340.2	340.2	1,093.1	250-300		113.4	249.5	4,883.3
<u>Tree No. 7, Diameter at 1 m, 36 mm</u>					300-322		18.4	32.0	4,915.3
0-50	1.11	1011.5	1011.5	1,011.5	<u>Tree No. 13, Diameter at 1 m, 50 mm</u>				
50-100		1079.6	1088.7	2,100.2	0-50	1.12	1460.6	1460.6	1,460.6
100-150		839.2	907.2	3,007.4	50-100		1365.3	1365.3	2,825.9
150-200		739.4	925.4	3,932.8	100-150		1501.4	1533.2	4,359.1
200-250		458.1	640.5	4,573.3	150-200		1315.4	1406.1	5,765.2
250-300		204.1	335.6	4,908.9	200-250		771.1	884.5	6,649.7
300-350		68.0	172.3	5,081.2	250-300		458.1	562.4	7,212.1
350-378		4.5	18.1	5,099.3	300-350		113.4	226.8	7,438.9
<u>Tree No. 8, Diameter at 1 m, 28 mm</u>					<u>Tree No. 14, Diameter at 1 m, 55 mm</u>				
0-50	1.12	689.5	689.5	689.5	0-50	1.25	1633.0	1633.0	1,633.0
50-100		712.2	766.6	1,456.5	50-100		1496.9	1496.9	3,129.9
100-150		544.3	657.7	2,113.8	100-150		1474.2	1492.3	4,622.2
150-200		521.6	648.6	2,762.4	150-200		1288.2	1356.2	5,978.4
200-250		272.2	544.2	3,306.6	200-250		1079.6	1515.1	7,493.5
<u>Tree No. 9, Diameter at 1 m, 30 mm</u>					250-300		703.1	1247.4	8,740.9
0-50	1.11	698.5	698.5	698.5	300-350		217.7	830.1	9,571.0
50-100		612.4	644.2	1,312.7	<u>Tree No. 15, Diameter at 1 m, 55 mm</u>				
					0-50	1.10	2050.3	2050.3	2,050.3
					50-100		1859.8	1995.9	4,046.2

(Continued)

Note: Trees 1-6 had no leaves or a minute amount.  
\* Part of this tree was dead.

(1 of 3 sheets)

Table IV-12 (Continued)

Height Layer cm	Density of Green Wood g/cm <sup>3</sup>	Weight of Green Wood g	Weight of Green Wood and Foliage g	Cumulative Weight of Green Wood and Foliage g	Height Layer cm	Density of Green Wood g/cm <sup>3</sup>	Weight of Green Wood g	Weight of Green Wood and Foliage g	Cumulative Weight of Green Wood and Foliage g
<u>Sand Live Oak (Cont'd)</u>					<u>Turkey Oak</u>				
<u>Tree No. 15, Diameter at 1 m, 55 mm (Cont'd)</u>					<u>Tree No. 1, Diameter at 1 m, 10 mm</u>				
100-150	1.10	1782.6	2326.9	6,373.1	0-50	1.11	181.4	181.4	181.4
150-200		1193.0	1478.8	7,851.9	50-100		167.8	176.9	358.3
200-250		1011.5	1456.0	9,307.9	100-150		81.6	312.9	671.2
250-300		408.2	997.9	10,305.8	<u>Tree No. 2, Diameter at 1 m, 8 mm</u>				
300-320		45.4	181.5	10,487.3	0-50	1.06	299.4	299.4	299.4
<u>Tree No. 16, Diameter at 1 m, 65 mm</u>					50-100		204.1	362.9	662.3
0-50	1.08	2345.1	2345.1	2,345.1	100-150		45.4	240.4	902.7
50-100		1950.5	1950.5	4,295.6	<u>Tree No. 3, Diameter at 1 m, 10 mm</u>				
100-150		2063.9	2245.3	6,540.9	0-50	1.06	403.7	426.4	426.4
150-200		2426.8	2685.4	9,226.3	50-100		313.0	562.5	1,024.9
200-250		1900.6	2612.8	11,839.1	100-150		72.6	272.2	1,297.1
250-300		1329.0	2258.9	14,098.0	150-172		4.5	9.0	1,306.1
300-350		521.6	1351.7	15,449.7	<u>Tree No. 4, Diameter at 1 m, 20 mm</u>				
350-400		81.6	340.2	15,789.9	0-50	1.07	272.2	272.2	272.2
<u>Tree No. 17, Diameter at 1 m, 75 mm</u>					50-100		244.9	267.6	539.8
0-50	1.11	2676.2	2676.2	2,676.2	100-150		136.8	413.5	953.3
50-100		1986.8	1986.8	4,663.0	150-180		9.1	263.1	1,216.4
100-150		2449.4	2508.4	7,171.4	<u>Tree No. 5, Diameter at 1 m, 20 mm</u>				
150-200		2304.2	2381.3	9,552.7	0-50	1.05	362.9	362.0	362.9
200-250		1905.1	1973.1	11,525.8	50-100		299.4	333.1	694.0
250-300		1583.1	2014.0	13,539.8	100-150		213.2	462.7	1,156.7
300-350		1401.6	2331.5	15,871.3	150-194		90.7	281.2	1,437.9
350-400		521.6	1261.0	17,132.3	<u>Tree No. 6, Diameter at 1 m, 18 mm</u>				
400-450		99.8	340.2	17,472.5	0-50	1.05	435.5	435.5	435.5
<u>Tree No. 18, Diameter at 1 m, 60 mm</u>					50-100		263.1	263.1	698.6
0-50	1.08	2177.3	2177.3	2,177.3	100-150		226.8	313.0	1,011.6
50-100		2177.3	2268.0	4,445.3	150-200		204.1	430.9	1,442.5
100-150		2812.3	3138.9	7,584.2	200-234		9.1	122.5	1,565.0
150-200		1882.4	2222.6	9,806.8	<u>Tree No. 7, Diameter at 1 m, 28 mm</u>				
200-250		1043.3	1292.8	11,099.6	0-50	1.04	644.1	644.1	644.1
250-300		929.9	1179.4	12,279.0	50-100		521.6	521.6	1,165.7
300-350		589.7	839.2	13,118.2	100-150		603.1	757.3	1,923.0
350-387		22.7	31.8	13,150.0	150-200		553.4	825.5	2,748.5
<u>Tree No. 19, Diameter at 1 m, 63 mm</u>					200-228		226.8	331.5	3,080.0
0-50	1.08	1936.9	1936.9	1,936.9	<u>Tree No. 8, Diameter at 1 m, 30 mm</u>				
50-100		1814.4	1859.8	3,796.7	0-50	1.04	635.0	635.0	630.0
100-150		1701.0	1769.0	5,565.7	50-100		453.6	453.6	1,083.6
150-200		2308.8	2626.3	8,192.0	100-150		385.6	385.6	1,469.2
200-250		1134.0	1474.0	9,666.2	150-200		485.4	671.4	2,140.6
250-300		648.6	843.6	10,509.8	200-250		326.6	644.1	2,784.7
300-350		503.5	603.3	11,113.1	250-295		95.2	213.1	2,997.8
350-400		449.1	644.1	11,757.2	<u>Tree No. 9, Diameter at 1 m, 30 mm</u>				
<u>Tree No. 20, Diameter at 1 m, 65 mm</u>					0-50	1.05	771.1	771.1	771.1
0-50	1.12	2413.2	2413.2	2,413.2	50-100		739.7	780.5	1,551.6
50-100		2186.4	2200.0	4,613.2	100-150		748.4	1084.1	2,635.7
100-150		2767.0	3039.2	7,652.4	150-200		521.6	825.2	3,460.9
150-200		2104.7	2345.1	9,997.5	200-210		36.3	90.7	3,551.6
200-250		2322.4	2739.7	12,737.2					
250-300		1918.7	2417.7	15,154.9					
300-350		1329.0	1778.1	16,933.0					
350-400		793.8	1779.4	18,712.4					
400-450		217.7	367.4	19,079.8					

(Continued)


(2 of 3 sheets)

132

Table IV-12 (Concluded)

Height Layer cm	Density of Green Wood g/cm <sup>3</sup>	Weight of Green Wood g	Weight of Green Wood and Foliage g	Cumulative Weight of Green Wood and Foliage g	Height Layer cm	Density of Green Wood g/cm <sup>3</sup>	Weight of Green Wood g	Weight of Green Wood and Foliage g	Cumulative Weight of Green Wood and Foliage g
<u>Turkey Oak (Cont'd)</u>					<u>Turkey Oak (Cont'd)</u>				
<u>Tree No. 10, Diameter at 1 m, 38 mm</u>					<u>Tree No. 15, Diameter at 1 m, 47 mm</u>				
0-50	1.04	1211.1	1238.8	1,233.8	0-50	1.02	1351.7	1351.7	1,351.7
50-100		730.3	766.6	2,000.4	50-100		1034.2	1111.3	2,463.0
100-150		802.8	1020.5	3,020.9	100-150		920.8	966.1	3,429.1
150-200		730.3	1138.5	4,159.4	150-200		825.5	988.8	4,417.9
200-250		462.7	911.8	5,071.2	200-250		694.0	1006.9	5,424.8
250-300		317.5	367.4	5,438.6	250-300		344.7	612.3	6,037.1
<u>Tree No. 11, Diameter at 1 m, 36 mm</u>					<u>Tree No. 16, Diameter at 1 m, 60 mm</u>				
0-50	1.05	920.8	920.8	920.8	0-50	1.09	2018.5	2018.5	2,018.5
50-100		757.5	762.0	1,682.8	50-100		1460.6	1465.1	3,483.6
100-150		548.8	571.5	2,254.3	100-150		1460.6	1537.7	5,021.3
150-200		612.4	970.7	3,225.0	150-200		1374.4	1383.4	6,404.7
200-250		444.5	916.2	4,141.2	200-250		1651.0	1905.0	8,309.7
250-280		45.7	100.1	4,241.3	250-300		1066.0	1633.0	9,942.7
<u>Tree No. 12, Diameter at 1 m, 38 mm</u>					<u>Tree No. 17, Diameter at 1 m, 56 mm</u>				
0-50	1.05	929.8	929.8	929.8	0-50	1.09	1995.8	1995.8	1,995.8
50-100		684.9	752.9	1,682.7	50-100		1519.6	1614.8	3,610.6
100-150		567.0	607.8	2,290.5	100-150		1528.6	1619.3	5,229.9
150-200		539.8	635.0	2,925.5	150-200		1383.5	1678.3	6,908.2
200-250		453.6	589.7	3,515.2	200-250		1034.2	1197.5	8,105.7
250-300		344.7	630.5	4,145.7	250-300		1324.5	2072.9	10,178.6
<u>Tree No. 13, Diameter at 1 m, 50 mm</u>					<u>Tree No. 18, Diameter at 1 m, 58 mm</u>				
0-50	1.05	1664.7	1664.7	1,664.7	0-50	1.10	1959.6	1959.6	1,959.6
50-100		1179.4	1211.2	2,875.9	50-100		1769.0	1769.0	3,728.6
100-150		1020.6	1025.1	3,901.0	100-150		1705.5	1714.6	5,443.2
150-200		843.7	957.1	4,858.1	150-200		1292.8	1519.6	6,962.8
200-250		811.9	916.2	5,774.3	200-250		1202.0	1478.7	8,441.5
250-300		816.5	1224.7	6,999.0	250-300		1315.4	1805.3	10,246.8
300-350		381.0	870.8	7,869.8	300-350		612.4	1288.7	11,535.5
<u>Tree No. 14, Diameter at 1 m, 50 mm</u>					<u>Tree No. 18, Diameter at 1 m, 58 mm</u>				
0-50	1.05	1773.5	1773.5	1,773.5	350-400		671.3	1138.5	12,641.6
50-100		1623.8	1678.2	3,451.7	400-432		45.4	49.9	12,691.5
100-150		1551.3	1605.7	5,057.4	<u>Tree No. 18, Diameter at 1 m, 58 mm</u>				
150-200		1183.9	1619.3	6,676.7	0-50	1.10	1959.6	1959.6	1,959.6
200-250		861.8	1043.2	7,719.9	50-100		1769.0	1769.0	3,728.6
250-300		762.0	1329.0	9,048.9	100-150		1705.5	1714.6	5,443.2
300-330		68.0	231.3	9,280.2	150-200		1292.8	1519.6	6,962.8
					200-250		1202.0	1478.7	8,441.5
					250-300		1315.4	1805.3	10,246.8
					300-350		612.4	1288.7	11,535.5
					350-395		68.0	263.0	11,798.5

Reproduced from  
best available copy.



a. April



b. June

Canopy from a point 20 m west of site center (30 deg from horizontal).  
Note height-of-burst system tower in a



c. April



d. June

View from a point 20 m west of site center. Note height-of-burst system  
tower in c. Also note leaning tree in c has fallen to the ground in d

Photograph 1V-1. Site JI-03. Jefferson Proving Ground, Ind.

134



a. April



b. June

Canopy from site center (45 deg from horizontal)



c. April



d. June

View westward from the center of site

Photograph IV-2. Site J1-04, Jefferson Proving Ground, Ind.

135-



a. Vertical panorama of site. Height of tree No. 13 is approximately 100 m.




b. View across site center



c. Near site perimeter. Note base of large pine tree in left foreground

Best Available Copy

Reproduced from  
best available copy.



Forest canopy view from the ground



a. View northwest along reference line. Emergent wild fig tree approximately 37 m tall in foreground




b. View south from reference line. Espauve tree (near man) approximately 29 m tall

Photograph IV-5. Ground photographs, site Ph-37, Panama Canal Zone

138



a. Section 3



b. Section 5

Photograph IV-6. Marsh grass site M2-01,  
Aberdeen Proving Ground, Md.




a. Site W1-01




b. Site W1-02

Reproduced from  
best available copy.



c. Plant without seed pod



d. Plant with seed pod


Photograph IV-7. Sites W1-01 and W1-02, Waterways Experiment Station, Vicksburg, Miss.

140



Photograph IV-c. Cross section of a cattail stem magnified 5 times

141



Photograph IV-9. Cross section of a white cane plant magnified 5 times

Reproduced from  
best available copy.






a. Site E14-01, Range B-70

Reproduced from  
best available copy.



b. Site E14-02, Range B-70



c. Site E15-01, Range C-72



d. Site E15-02, Range C-72

Photograph IV-10. Brush sites E14-01, E14-02, E15-01, and E15-02, Eglin AFB, Fla.



144

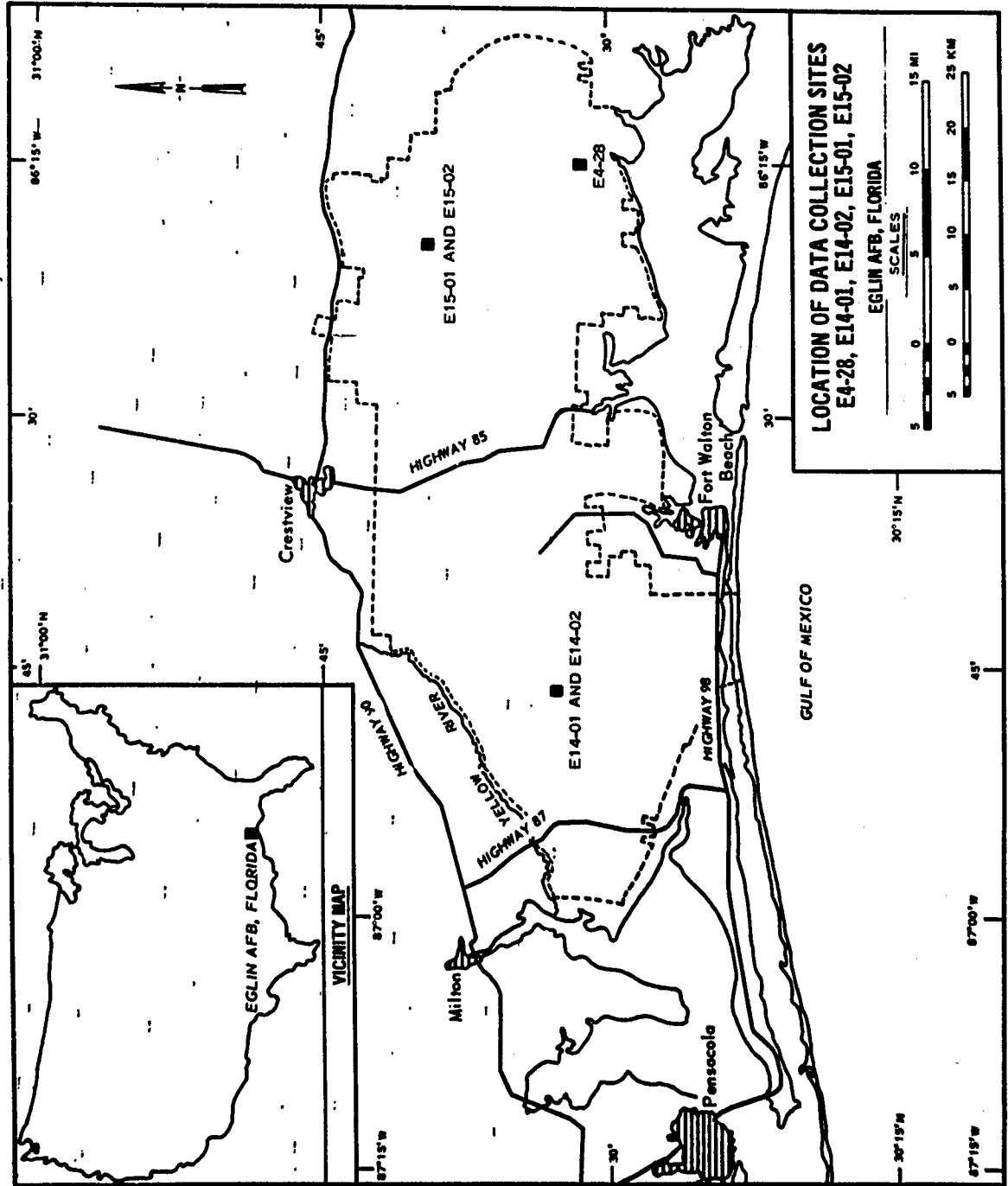
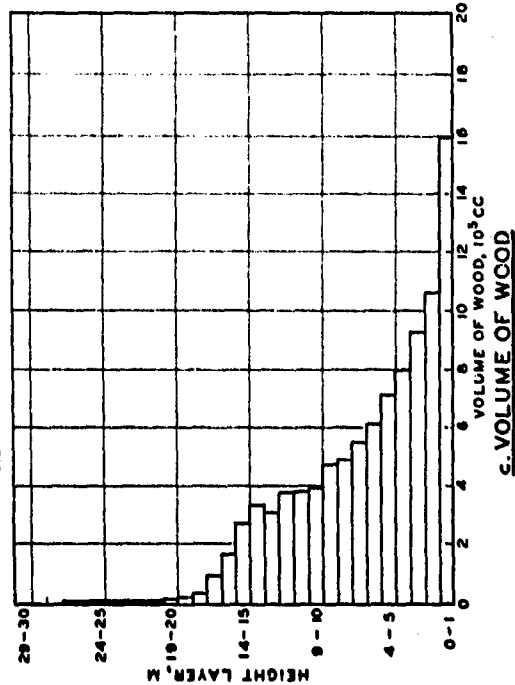
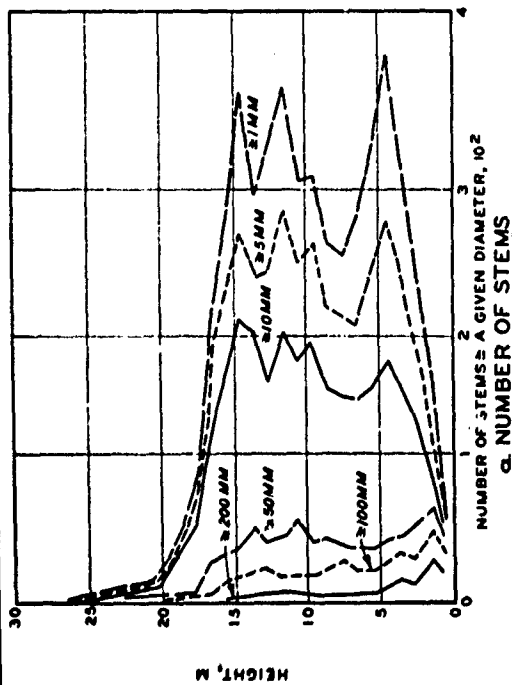
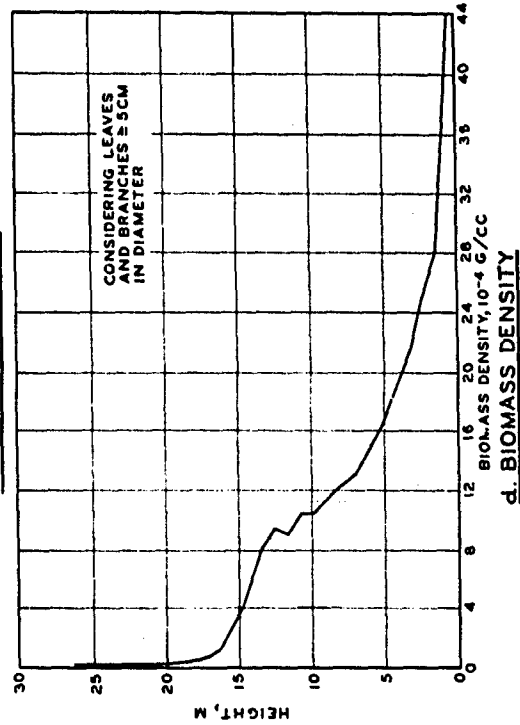
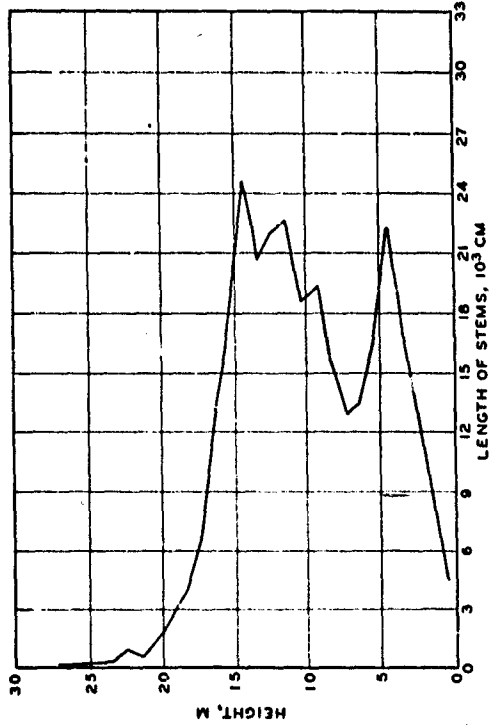



PLATE IV-2



**VEGETATION STEM AND BRANCH DATA**  
**SITE E 4-28, EGLIN AFB, FLORIDA**

NOTE: AREA OF SITE = 4,000,000 CM<sup>2</sup>.  
 VALUES COMPUTED IN 1-M LAYERS.



147

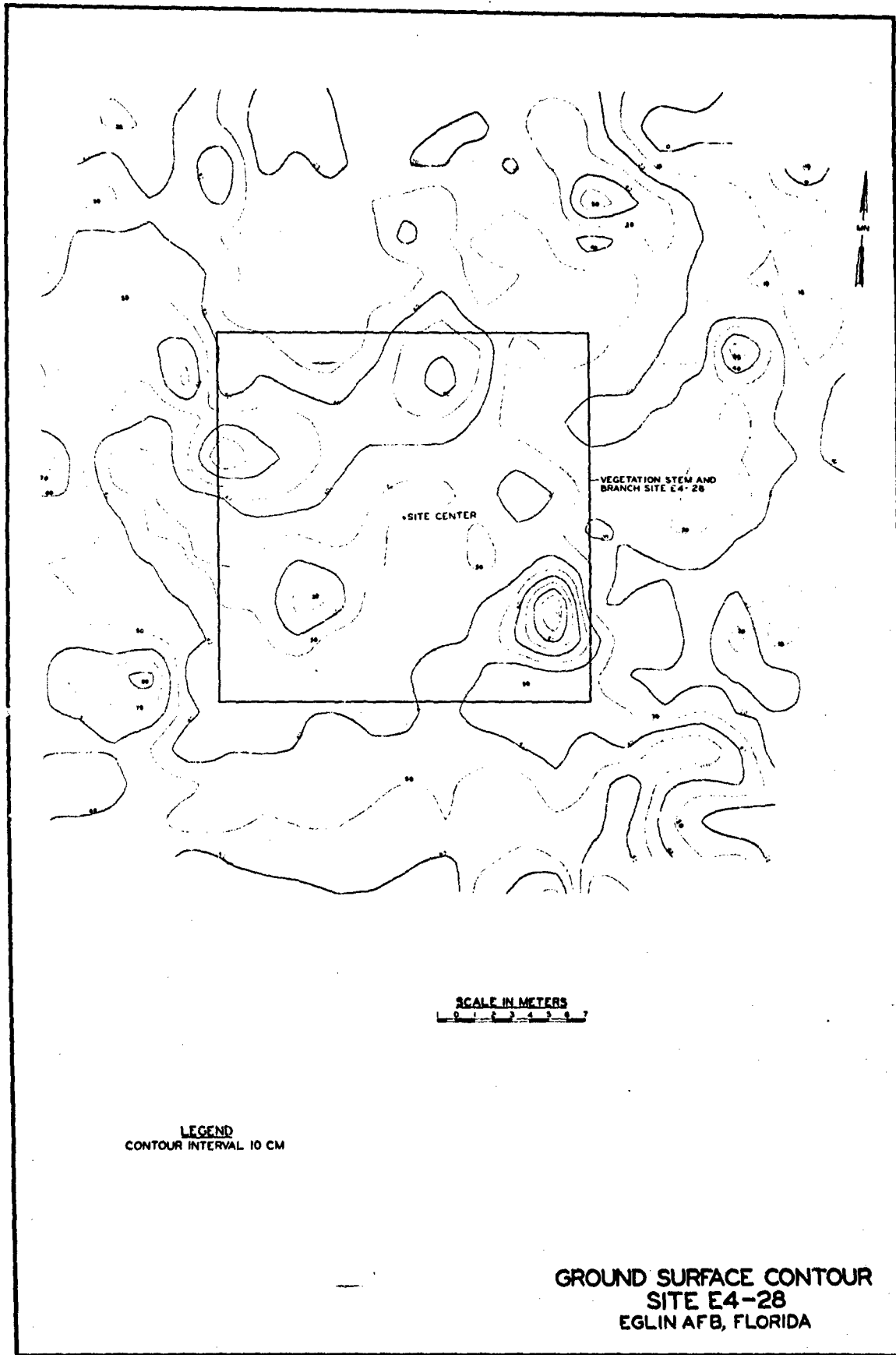


PLATE IV-5

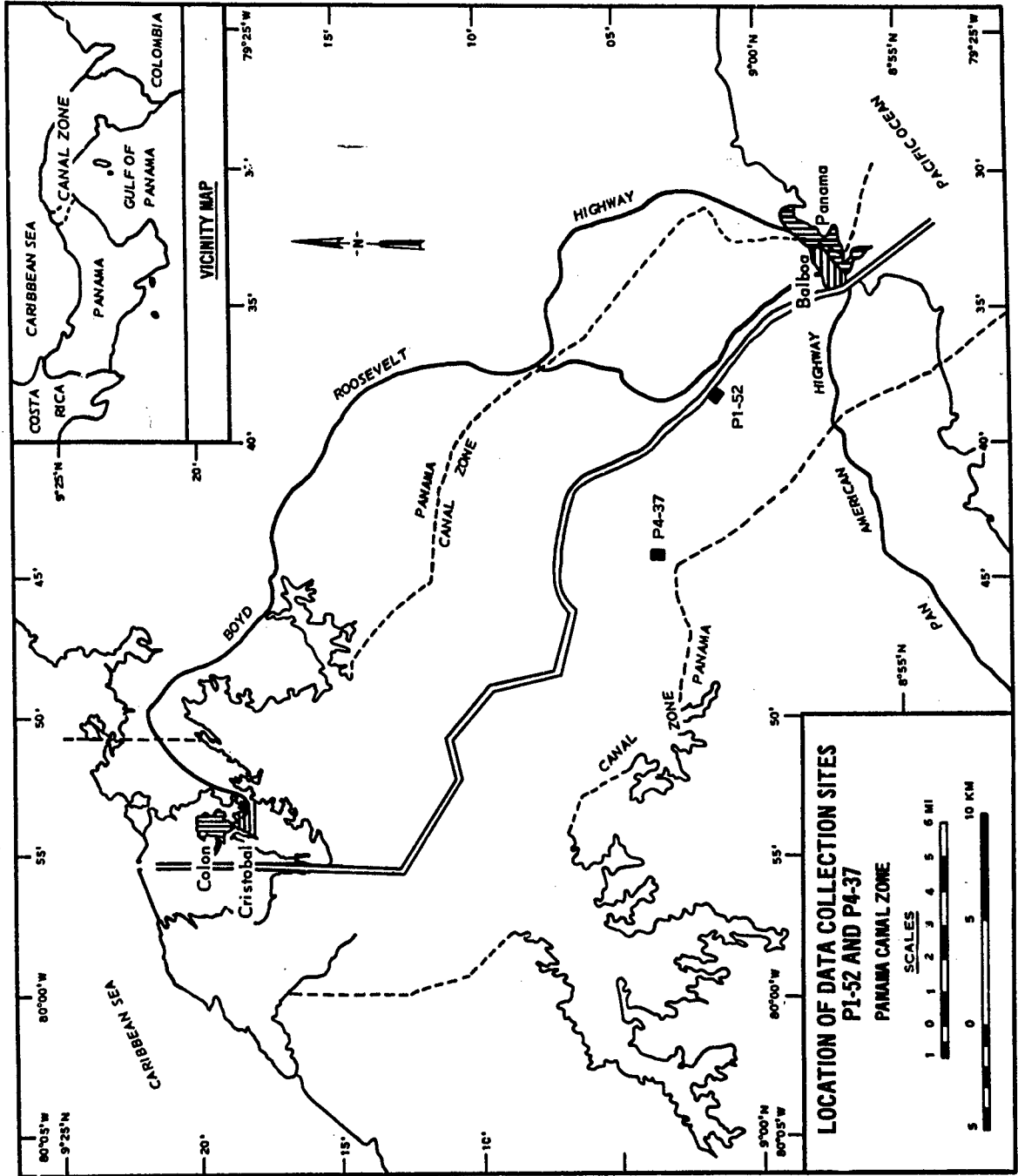
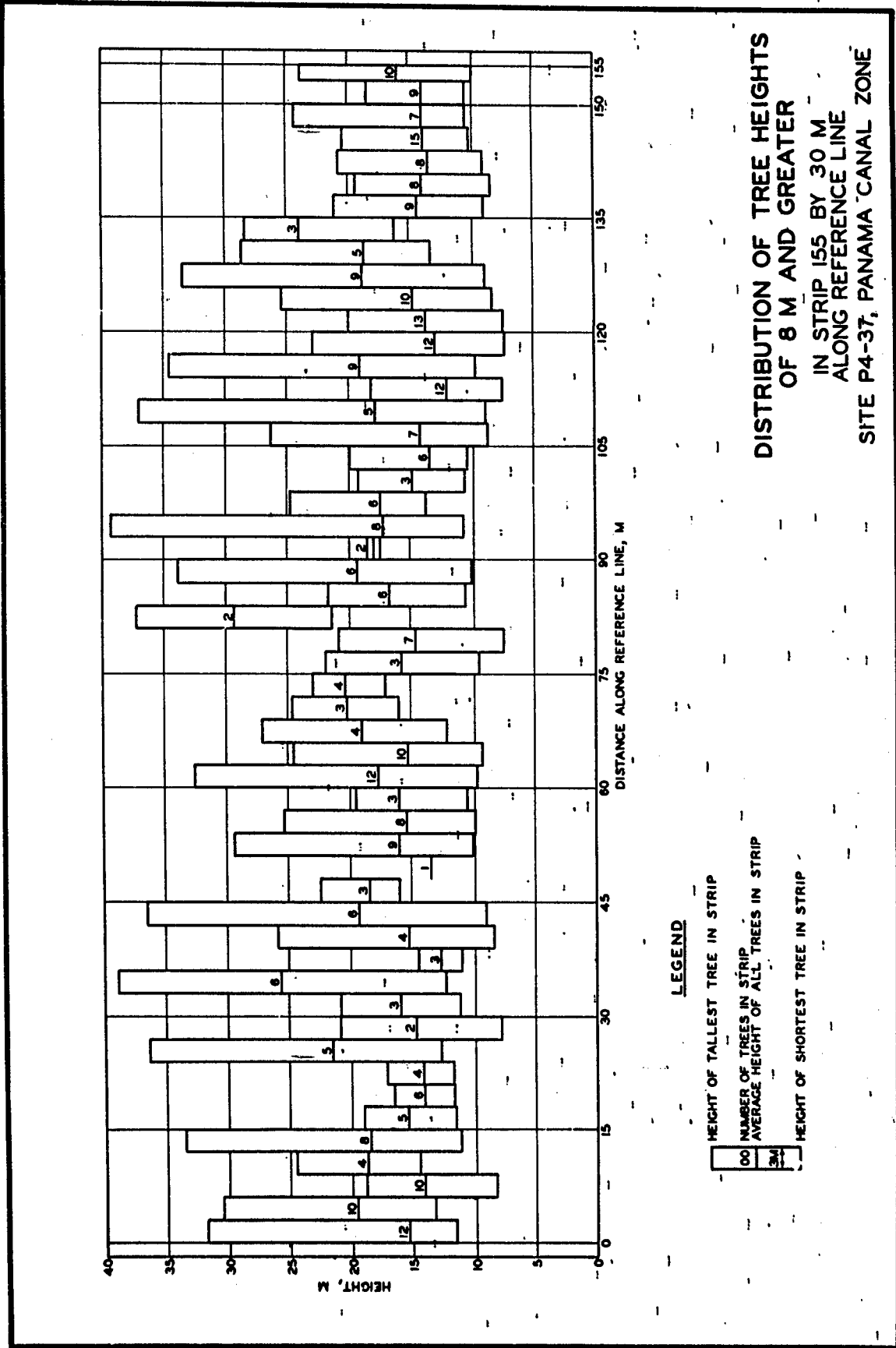
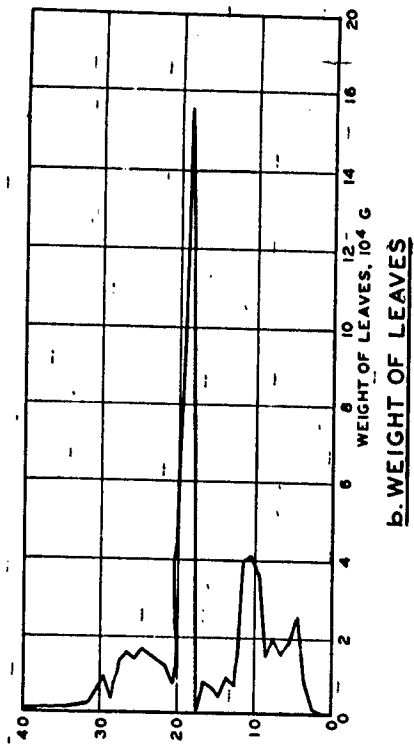


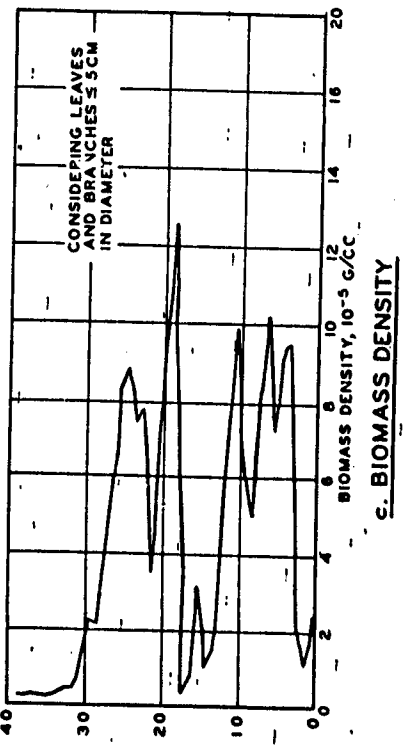
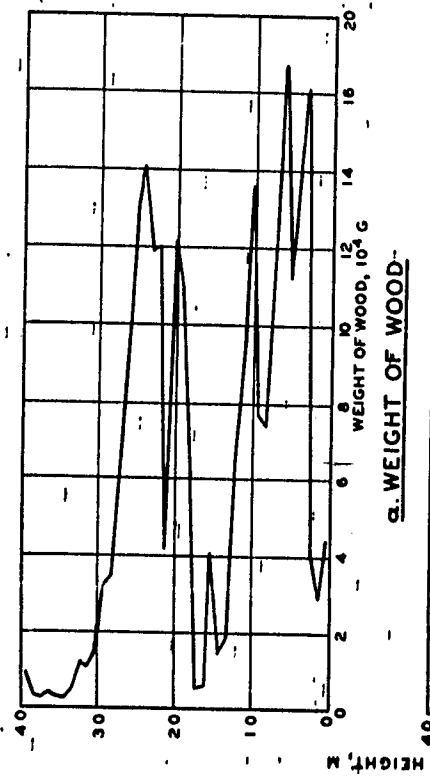
PLATE IV-6



VEGETATION STEM AND  
BRANCH DATA  
SITE P4-37  
PANAMA CANAL ZONE



NOTE: AREA OF SITE = 18,000,000 CM<sup>2</sup>.  
VALUES COMPUTED IN 1-M LAYERS.

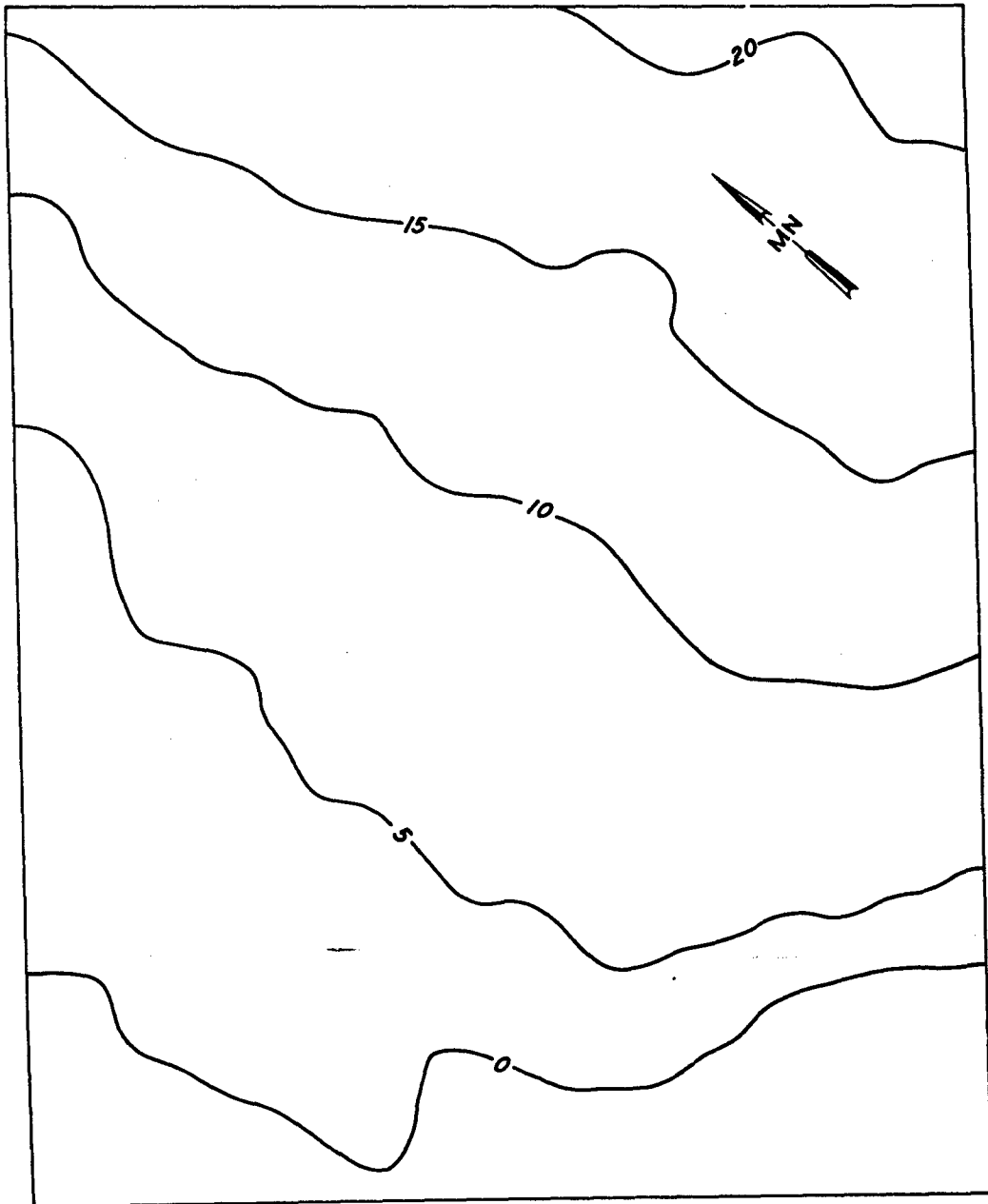




■ UNINTERPRETABLE (DARK)  
CONTOUR INTERVAL 5 METERS  
SCALE  
0 10 20 30 40 METERS

CANOPY SURFACE CONTOUR MAP  
SITE P4-37  
PANAMA CANAL ZONE

152



CONTOUR INTERVAL 5 M

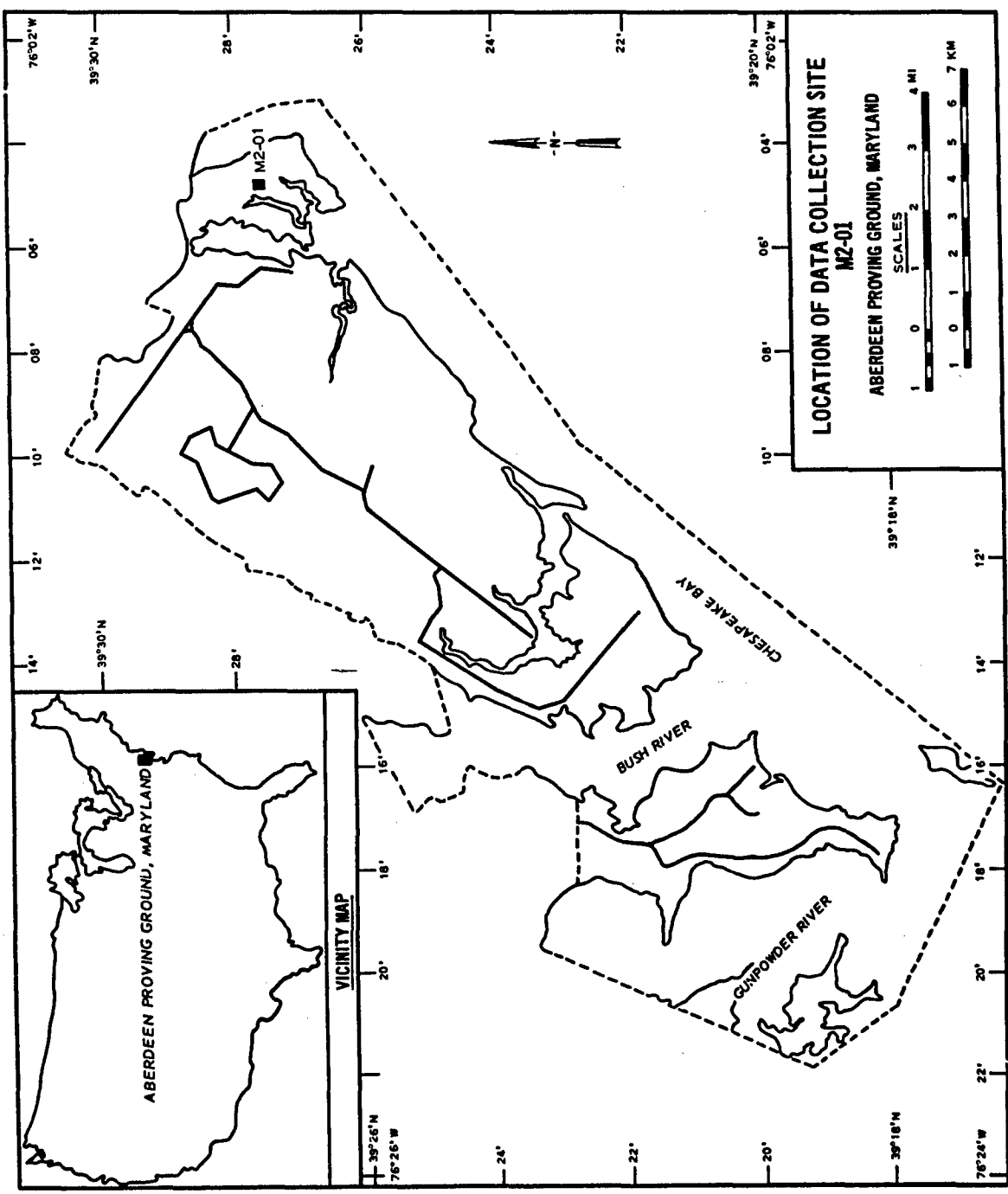
SCALE



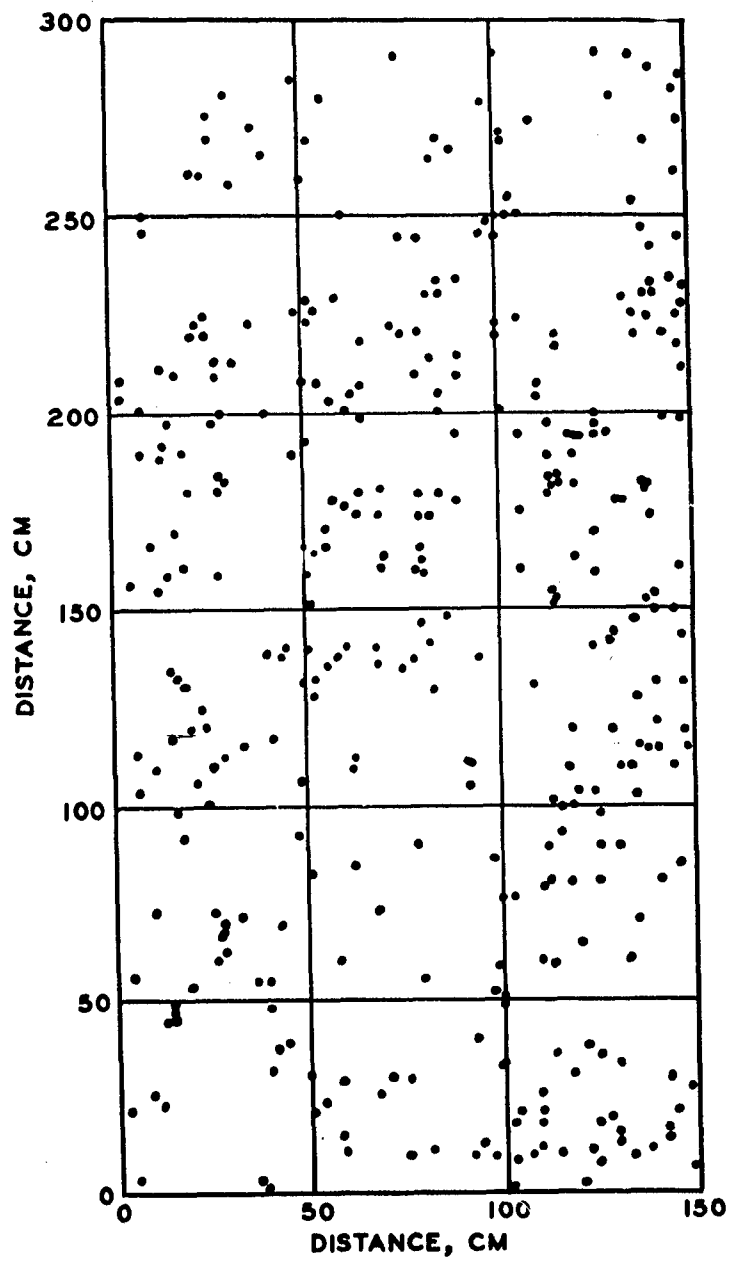
GROUND SURFACE CONTOUR MAP

SITE P4-37

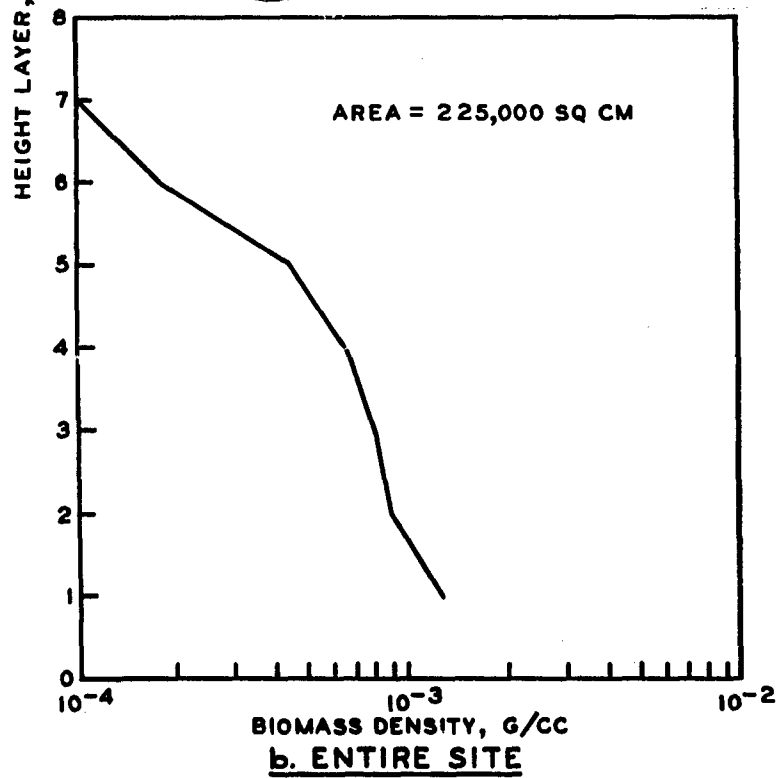
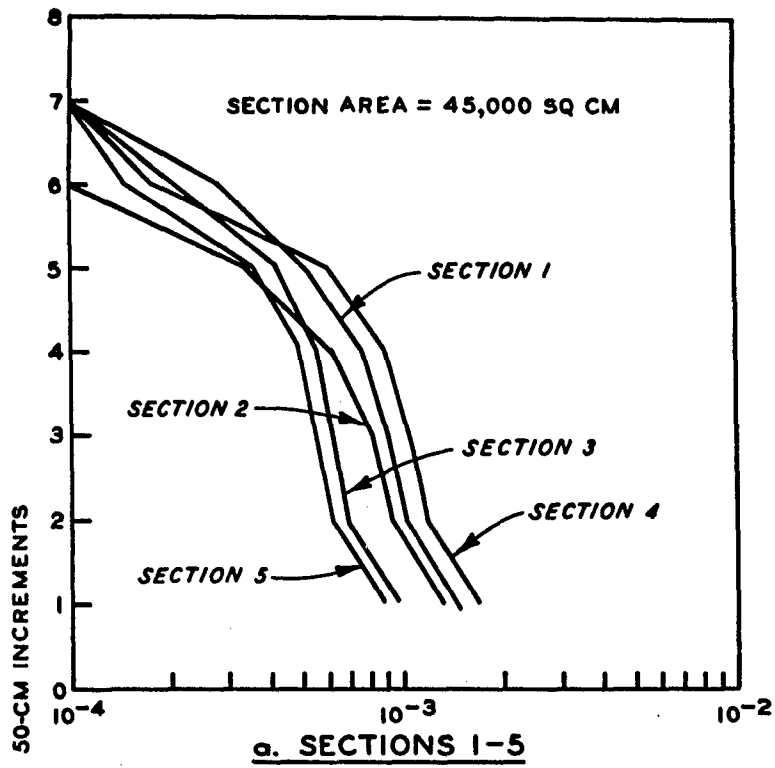
PANAMA CANAL ZONE



154

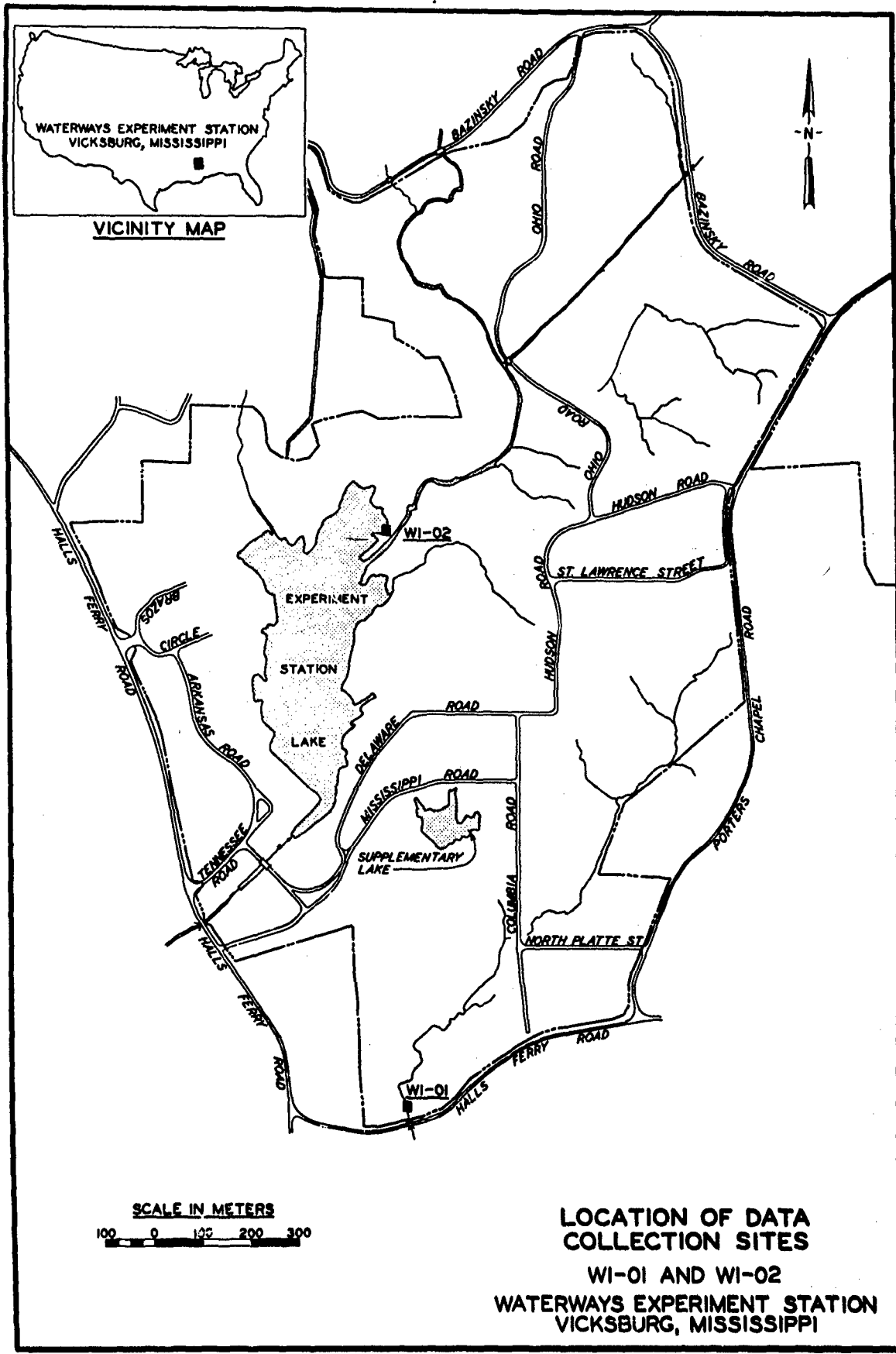


**DISTRIBUTION OF STEMS**  
SECTION 1, MARSH GRASS SITE M2-01  
ABERDEEN PROVING GROUND, MARYLAND




**BIOMASS DENSITY VS HEIGHT  
MARSH GRASS SITE M2-01  
ABERDEEN PROVING GROUND,  
MARYLAND**


156




**LOCATION OF DATA  
COLLECTION SITES  
WI-01 AND WI-02  
WATERWAYS EXPERIMENT STATION  
VICKSBURG, MISSISSIPPI**



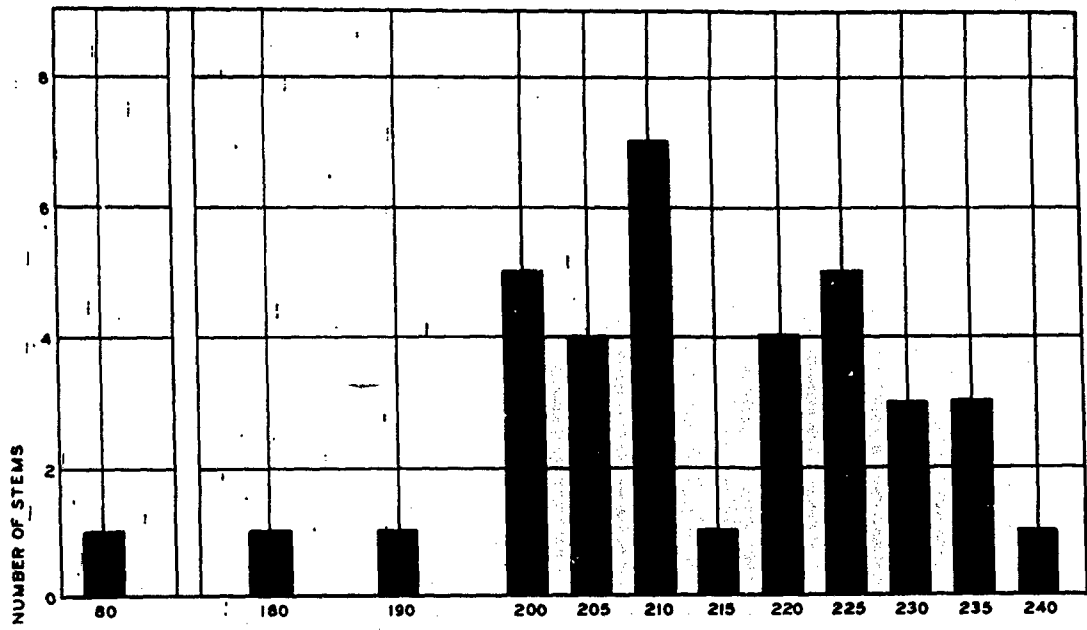
b. SITE WI-02



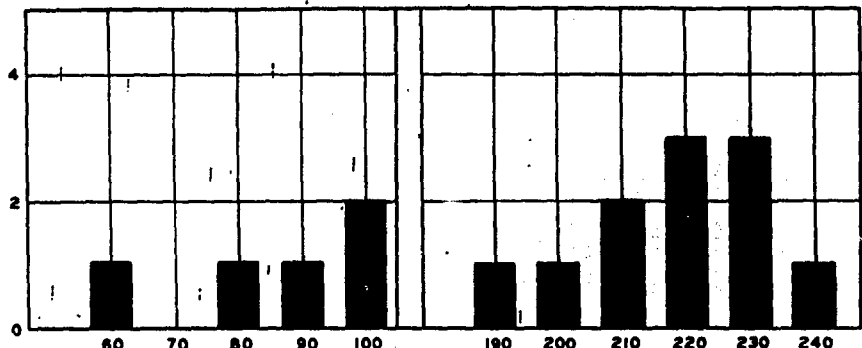
a. SITE WI-01



**DISTRIBUTION OF GRASS STEMS  
SITES WI-01 AND WI-02  
WATERWAYS EXPERIMENT STATION  
VICKSBURG, MISSISSIPPI**

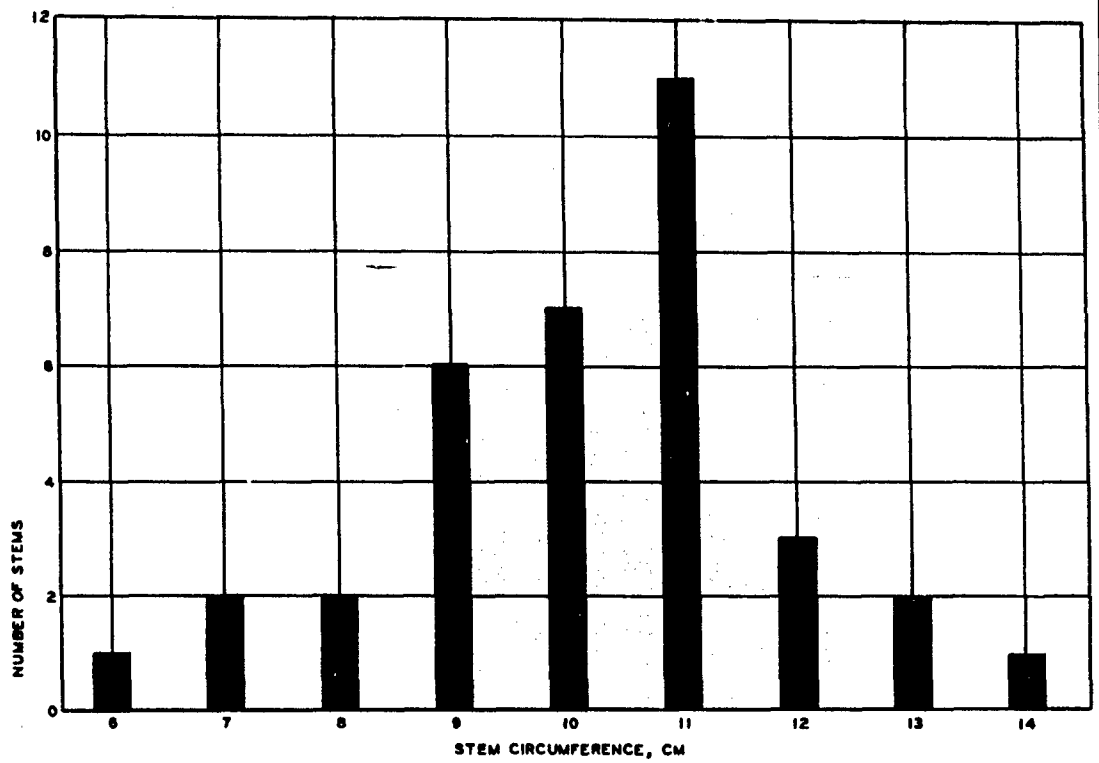


a. SITE WI-01

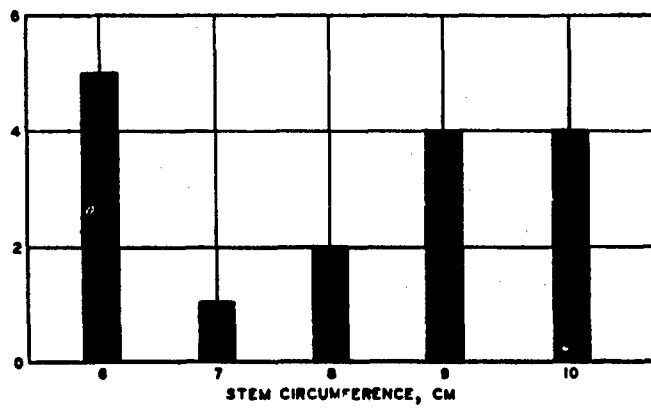


b. SITE WI-02

NUMBER OF STEMS  
ACCORDING TO PLANT HEIGHT  
SITES WI-01 AND WI-02  
WATERWAYS EXPERIMENT STATION  
VICKSBURG, MISSISSIPPI



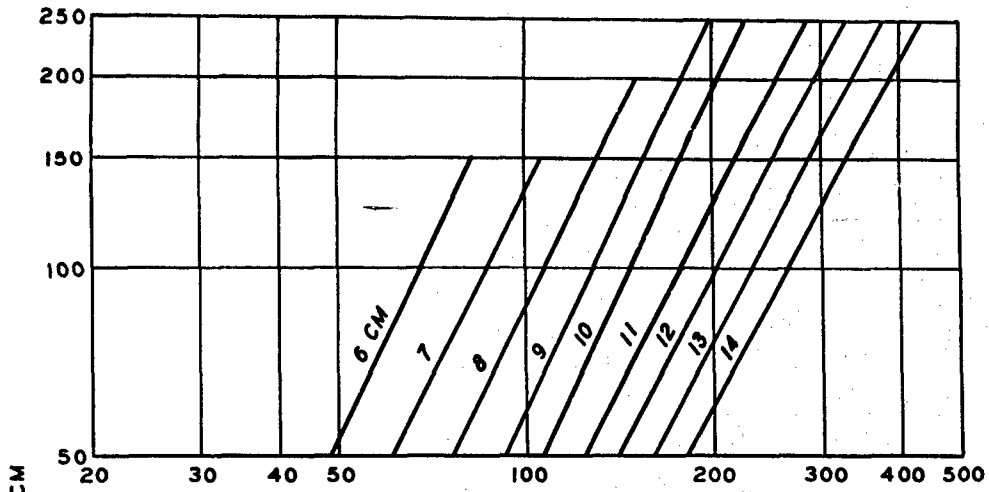
a. SITE WI-01



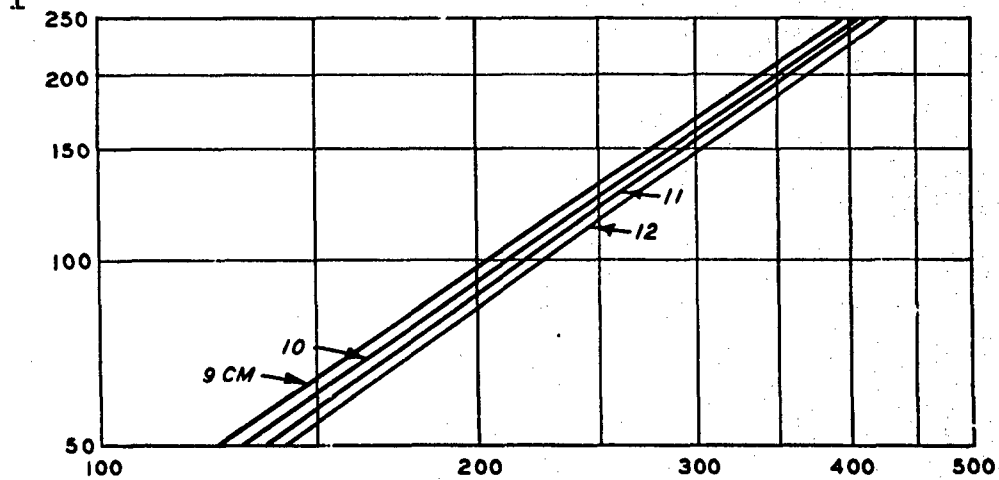
b. SITE WI-02

NUMBER OF STEMS ACCORDING  
TO STEM CIRCUMFERENCE  
SITES WI-01 AND WI-02  
WATERWAYS EXPERIMENT STATION  
VICKSBURG, MISSISSIPPI

1.6.0



**a. PLANTS WITHOUT SEED PODS**

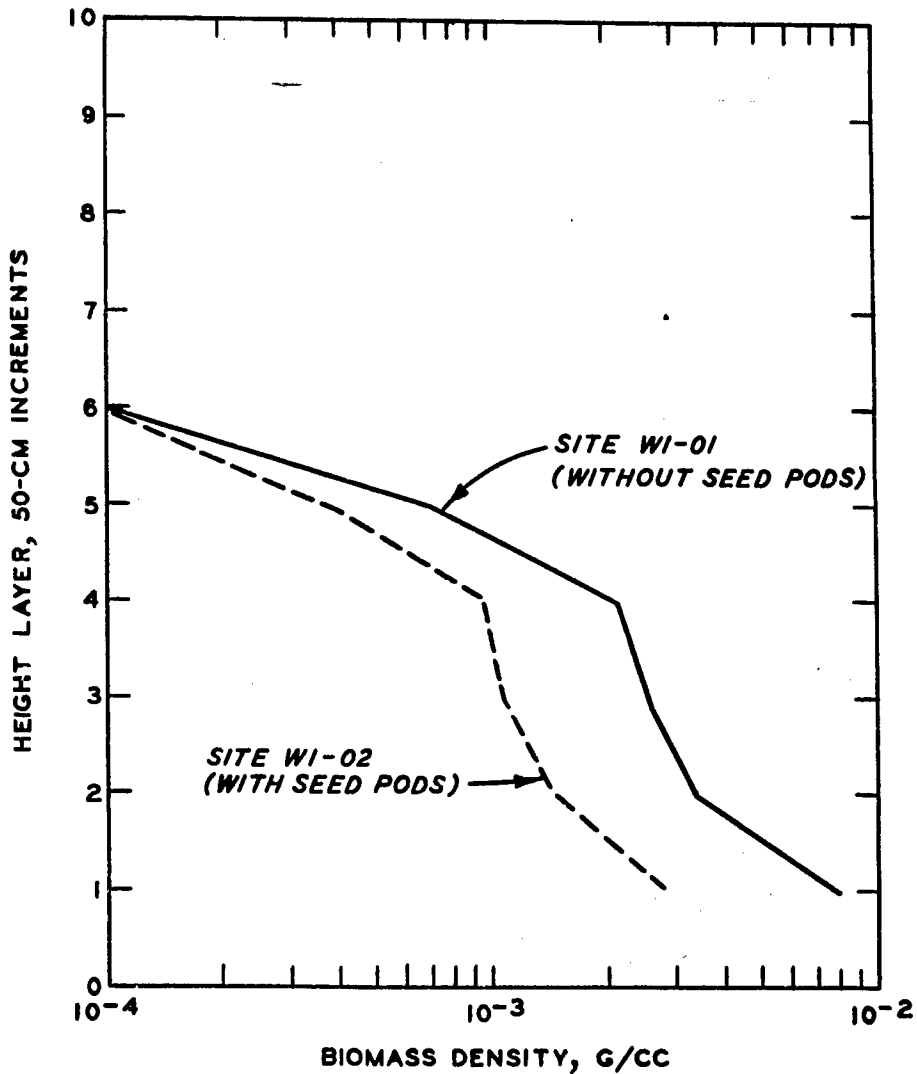


**b. PLANTS WITH SEED PODS**

NOTE: REGRESSION BY METHOD OF LEAST SQUARES.  
CIRCUMFERENCE MEASURED AT STEM BASE.

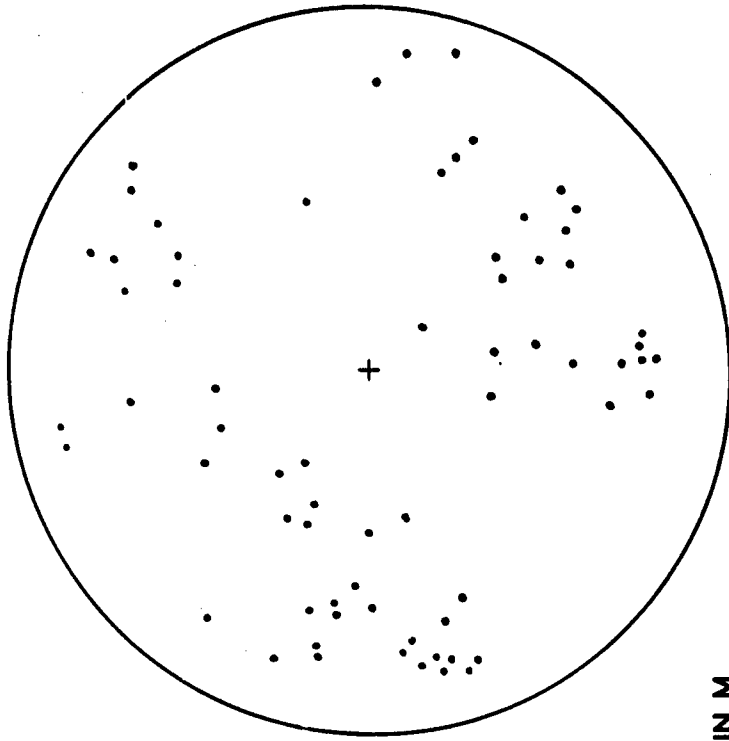
**CUMULATIVE WEIGHT VS  
HEIGHT FOR SELECTED  
STEM CIRCUMFERENCES  
MARSH GRASS SITES  
WI-01 AND WI-02  
WATERWAYS EXPERIMENT STATION  
VICKSBURG, MISSISSIPPI**

161

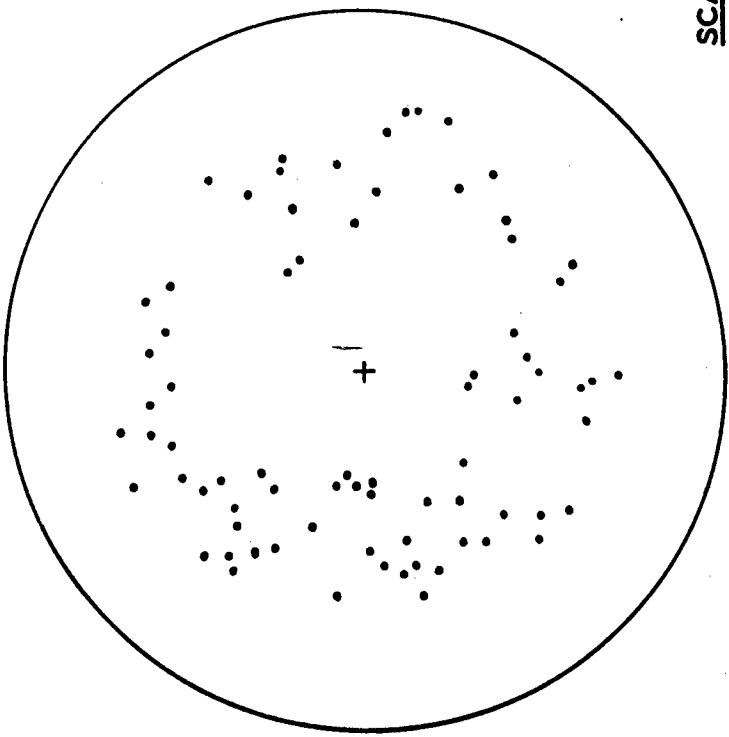
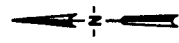


**BIOMASS DENSITY VS HEIGHT  
MARSH GRASS SITES  
WI-01 AND WI-02  
WATERWAYS EXPERIMENT STATION  
VICKSBURG, MISSISSIPPI**

162



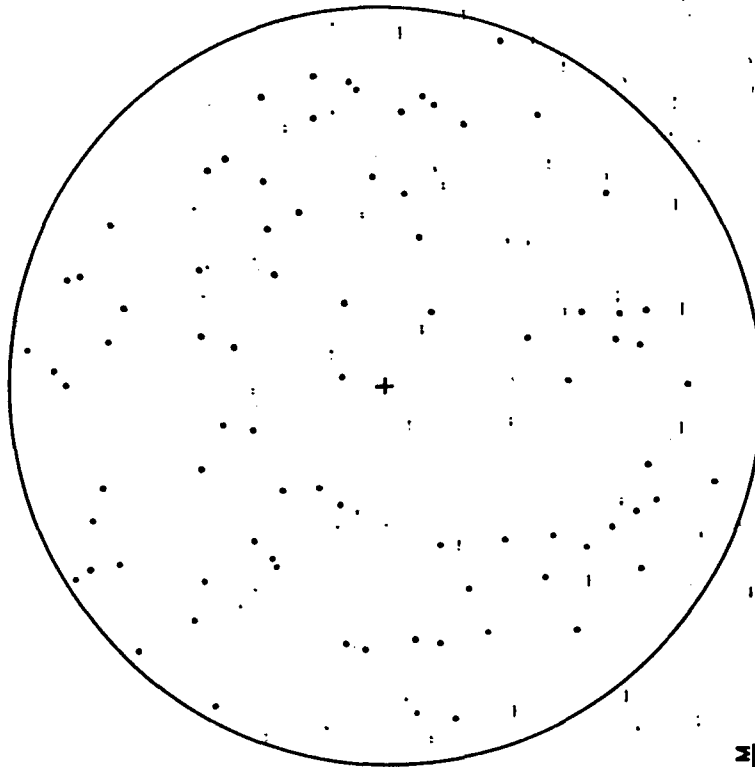
b. SITE E14-02




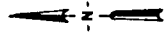
a. SITE E14-01

**DISTRIBUTION OF STEMS  
RANGE B-70 BRUSH ENVIRONMENT  
EGLIN AFB, FLORIDA**

163



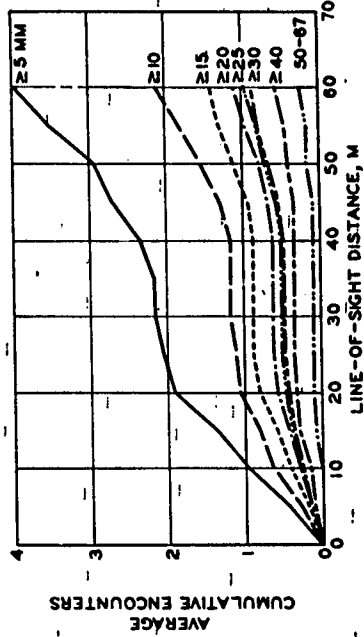
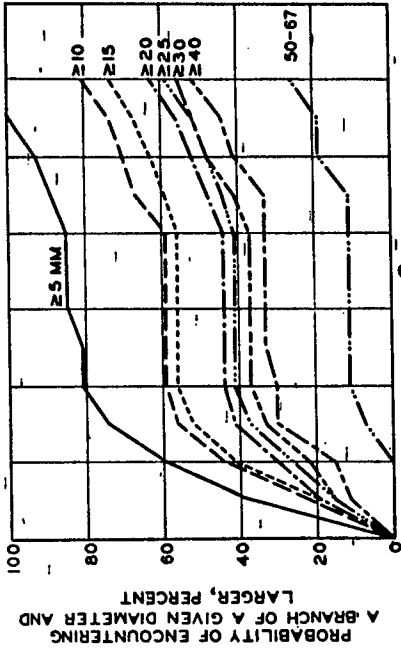
b. SITE E15-02



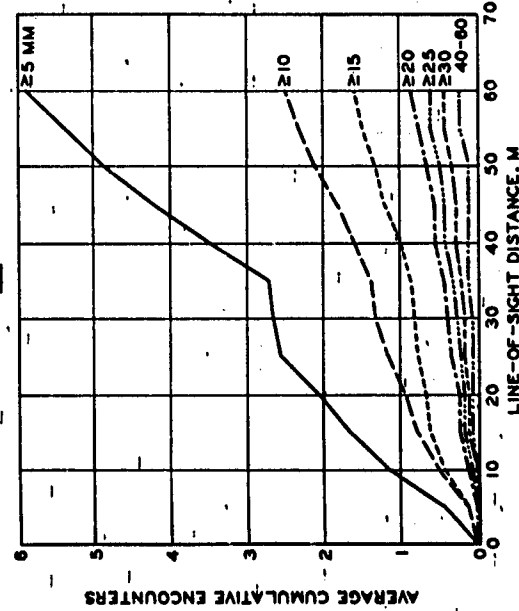
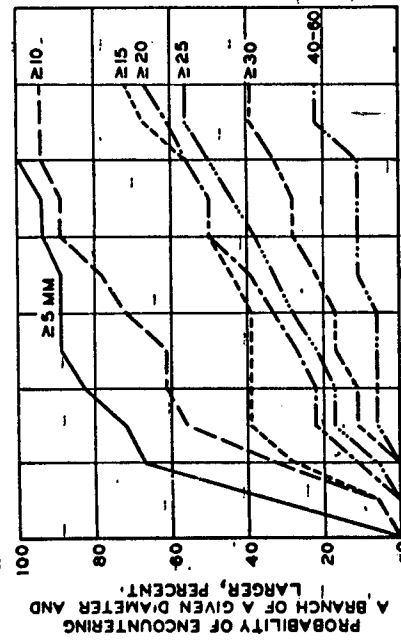
a. SITE E15-01



**DISTRIBUTION OF STEMS  
RANGE C-72 BRUSH ENVIRONMENT  
EGLIN AFB, FLORIDA**

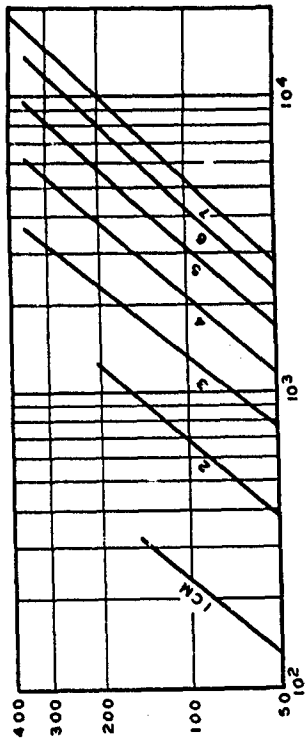


RANGE C-72

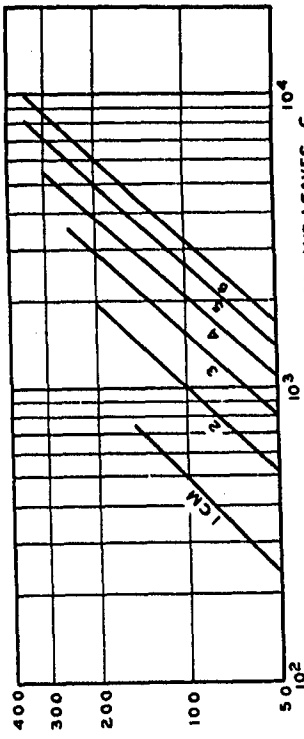


RANGE B-70

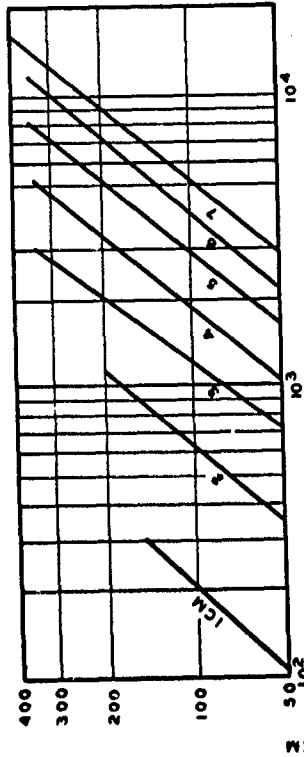
LINE-OF-SIGHT DATA  
BRUSH ENVIRONMENTS  
EGLIN AFB, FLORIDA



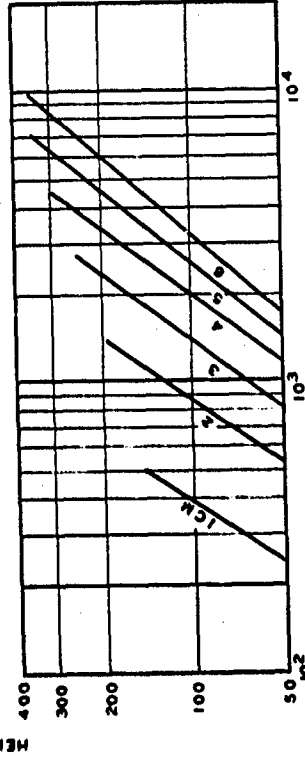
b. WOOD AND LEAVES, RANGE B-70



d. WOOD AND LEAVES, RANGE C-72



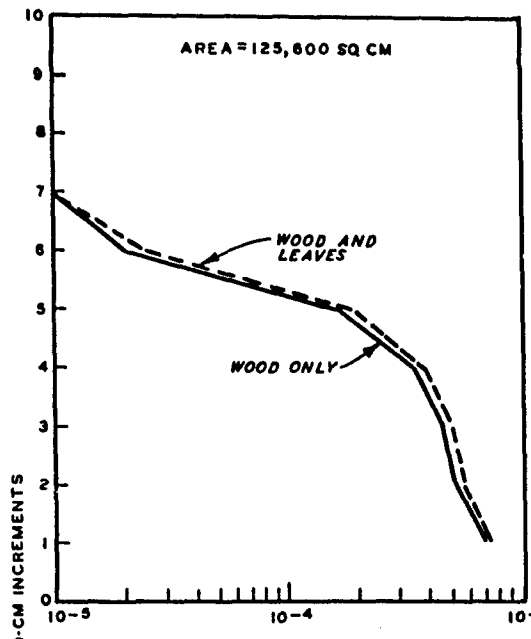
a. WOOD ONLY, RANGE B-70



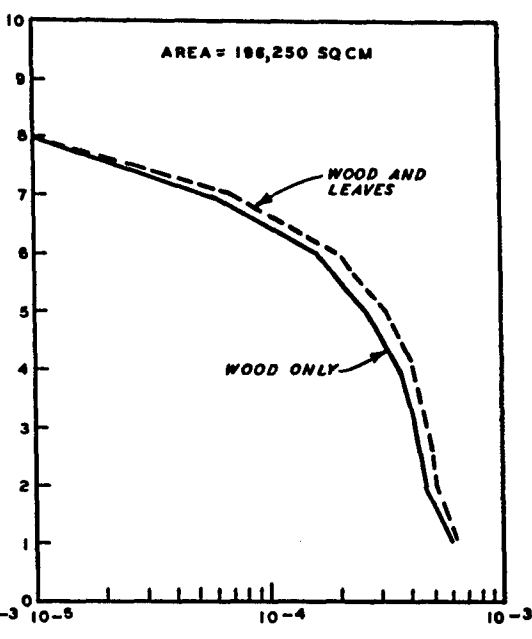
c. WOOD ONLY, RANGE C-72

NOTE: REGRESSION BY METHOD OF LEAST SQUARES.  
STEM DIAMETERS MEASURED AT 1-M HEIGHT.

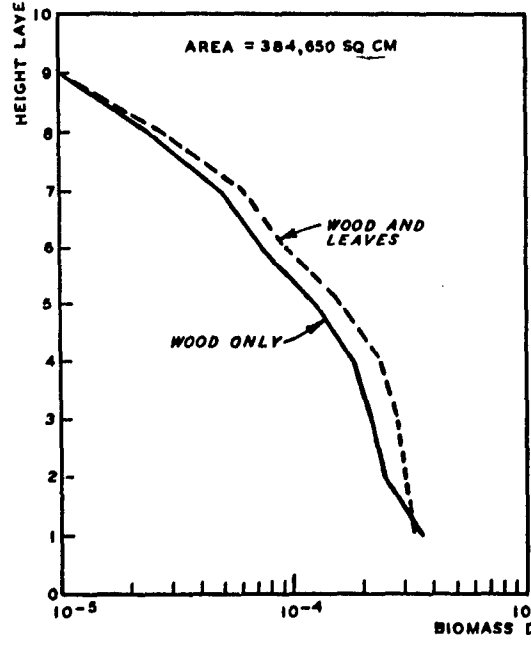
VEGETATION WEIGHT DATA  
FOR SELECTED STEM DIAMETERS  
BRUSH ENVIRONMENTS  
EGLIN AFB, FLORIDA



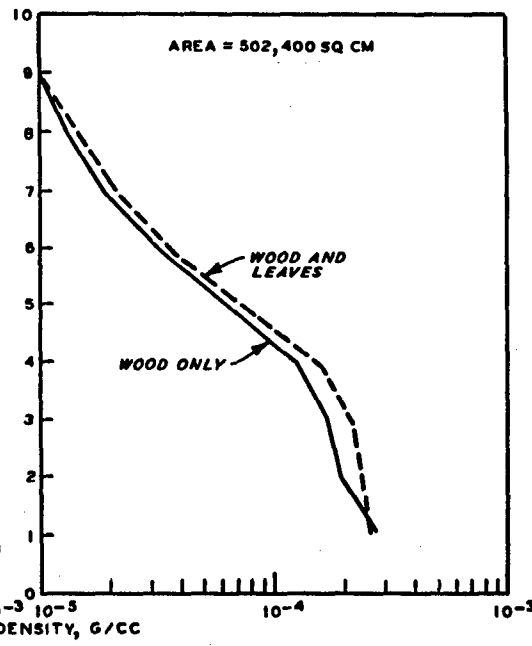
a. SITE E14-01, RANGE B-70



b. SITE E14-02, RANGE B-70



c. SITE E15-01, RANGE C-72



d. SITE E15-02, RANGE C-72

BIOMASS DENSITY  
VS HEIGHT  
BRUSH ENVIRONMENTS  
EGLIN AFB, FLORIDA

APPENDIX IV-A: DATA REDUCTION AND PORTRAYAL  
METHODS - NEW COMPUTER PROGRAMS

1. This appendix is intended to serve as a continuation of Appendix E, Volume I. Contained herein are descriptions and samples of output of WES computer programs written in support of the DEP since the material in Volumes I, II, and III was compiled. Included in the following paragraphs are time-sharing, batch, and remote batch programs written in FORTRAN IV.

Time-Sharing ProgramsEstimated branches (FT3002)

2. This program takes estimated branching data collected in conjunction with a stem and branch survey and adds these branches to the surveyed members. Data that are expressed in terms of averages of angles and percentages of lengths and diameters for all branches attached to a surveyed internode are converted to cartesian coordinates (xyz) and diameters.

Model tree transformation (FTAD01)

3. This program permits generation of a site by using model tree stem and branch data (xyz form) and tree base location data. A new set of cartesian coordinates for all stems and branches in the site is computed. The output is a reel of magnetic tape in a format identical to that of program 704-G9RO-166, illustrated in plate E9 of Appendix E, Volume I.

Two-dimensional tree  
plot with diameters (FTTRPL)

4. Unlike program 704-G9RO-157 (described in paragraph 10 of Appendix E, Volume I) which plots only the central axes of stems and branches, this program uses tree branching data to plot selected two-dimensional views (xy, xz, and yz) of an individual tree according to diameters of the source and terminus of each internode. Axes may be scaled to any desired length within the limits of the plotter. Plate IV-A1 is a sample of the output.

Batch Programs

Leaf cluster plot (803-G9RO-168,  
803-G9RO-172, and 803-G9RO-173)

5. These programs plot positions of leaf clusters from stem and branch data contained on reels of magnetic tape. They offer a choice of plots with either point or number symbols from single reels or multiple reels of magnetic tape. Plate IV-A2a shows a site plot in which the central axes of nine trees have been plotted, and plate IV-A2b shows the positions of leaf clusters on these nine trees.

Tree volume (704-G9RO-209)

6. This program computes the volume of internode segments of stem and branch data contained on reels of magnetic tape and accumulates the volume. A sample of the output is shown in plate IV-A3.

Remote Batch Programs\*

Random stem distribution

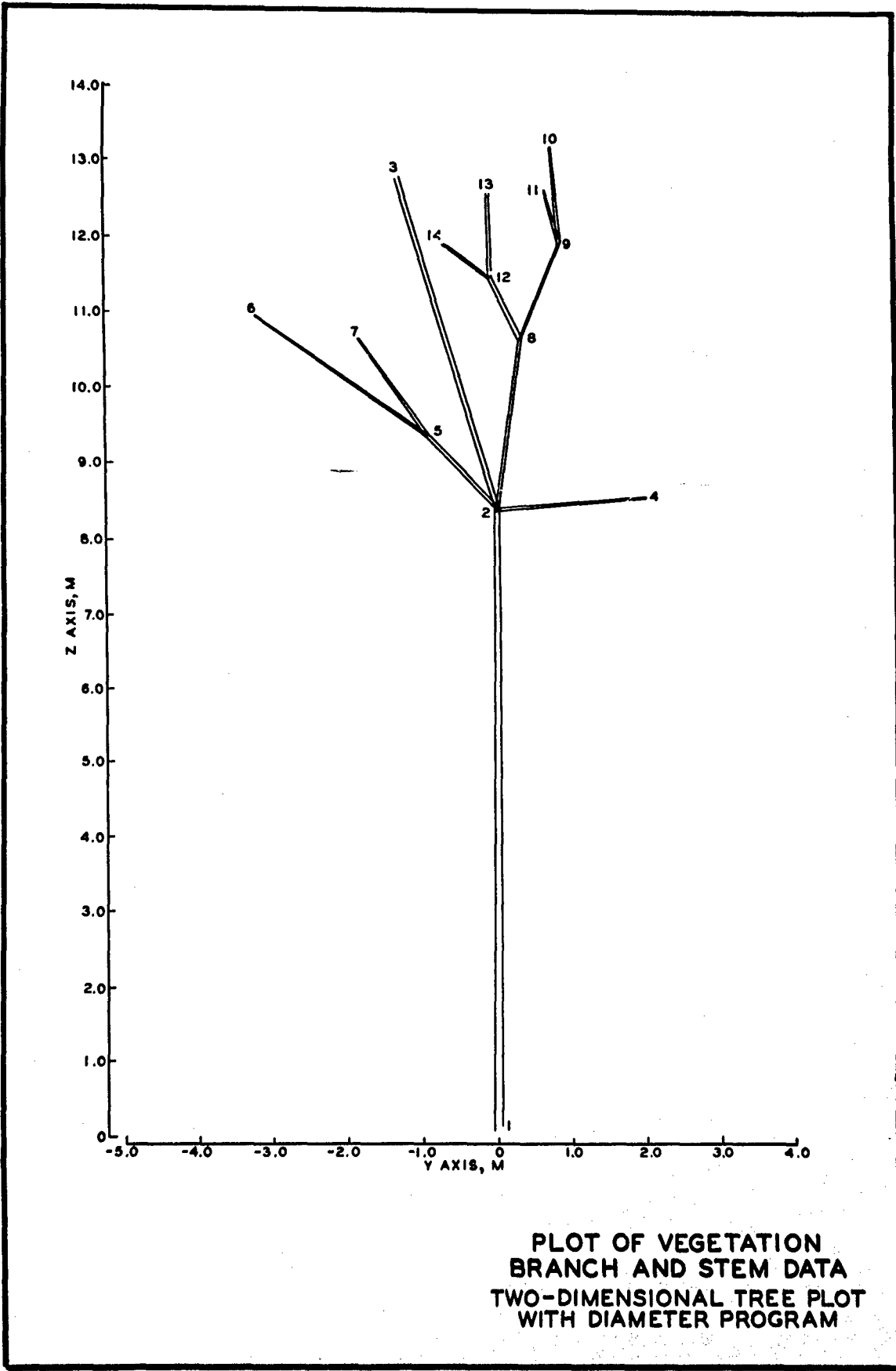
7. This program takes structural cell data and expands these data (maintaining the same plant density) to larger areas of either circular or square shape. The output consists of xyz locations in tabular form and on cards. The cards serve as input base location cards for the various coordinate transformation programs.

Tree scaling

8. Tree stem and branch data contained on cards may be scaled to various heights and diameters with this program. The program is useful in building a number of models of different sizes from a small sample of plants. The output is in the form of printout and cards of the new stem and branch coordinates and diameters.

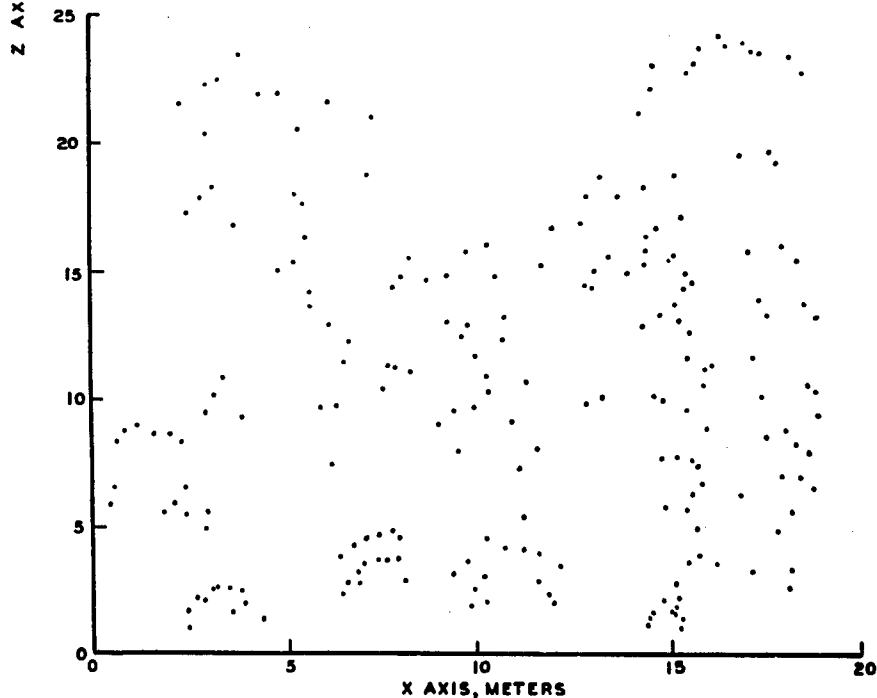
---

\* Remote batch programs are identified by name only.





**a. PROFILE VIEW SHOWING CENTRAL AXES OF NINE TREES**



**b. PROFILE VIEW OF LEAF CLUSTERS ON TREES SHOWN IN a.**

**COMPARISON OF PLOTS OF  
CENTRAL AXES OF STEMS AND  
POSITIONS OF THEIR  
LEAF CLUSTERS  
LEAF CLUSTER PLOT PROGRAM**

SOURCE NODE	TERMINUS NODE	VOLUME (CC)	CUMULATIVE VOLUME (CC)
1	2	15956.14	15956.14
SITE NO. P3-10		TREE NO. 820	
SOURCE NODE	TERMINUS NODE	VOLUME (CC)	CUMULATIVE VOLUME (CC)
1	2	20015.39	20015.39
SITE NO. P3-10		TREE NO. 821	
SOURCE NODE	TERMINUS NODE	VOLUME (CC)	CUMULATIVE VOLUME (CC)
1	2	196605.75	196605.75
SITE NO. P3-10		TREE NO. 822	
SOURCE NODE	TERMINUS NODE	VOLUME (CC)	CUMULATIVE VOLUME (CC)
1	2	18787.50	18787.50
2	3	10243.99	29031.49
3	4	1199.88	30231.37
4	5	748.84	30980.21
SITE NO. P3-10		TREE NO. 823	
SOURCE NODE	TERMINUS NODE	VOLUME (CC)	CUMULATIVE VOLUME (CC)
1	2	0.31	0.31
2	3	222101.97	222102.28
3	4	80263.14	302365.42
4	5	53165.50	355530.93
2	6	0.63	355531.56
6	7	264222.95	619754.51
7	8	83425.97	703180.48
8	9	58231.11	761411.59
6	10	0.63	761412.21
10	11	333045.95	1094458.16
11	12	89331.01	1183789.18
12	13	57167.94	1220957.12
10	14	0.63	1220957.75
14	15	334255.07	1555212.81
15	16	15909.75	1571122.56
14	17	0.43	1571123.00
17	18	39655.29	1610778.28
2	19	0.16	1610778.44
19	20	627792.16	2238570.60

PRINTOUT OF STEM  
AND BRANCH VOLUME  
DATA  
TREE VOLUME PROGRAM

## APPENDIX IV-B: MODEL TREE TECHNIQUE

1. This appendix documents the procedures involved in placing model tree structures\* at various locations within a site. This technique is employed when time does not permit a detailed stem and branch survey of all plants in a site. Model trees are substituted for trees having similar heights, stem diameters, crown configurations, etc.

2. Before a model tree survey is begun, an inventory is made of the plant population of the sample area to determine the minimum number of model trees necessary to describe all the various plant structures in the site. If only a general degree of structural representativeness of the plant assemblage is needed, it is necessary to select only a limited number of models; but if greater exactness is desired, more models are chosen.

3. Detailed stem and branch measurements are then made of the selected model trees using either the stem and branch survey system described in paragraphs 45-51 and Appendix B of Volume I, or the stem and branch survey and estimation system explained in Appendix IV-C of this volume.

4. The unsurveyed trees in the site are located and assigned the number of the model tree whose structure they most closely resemble. Data on tree height, stem diameter, and crown configuration are also collected so that model trees can be scaled to the exact size of the other trees if this degree of accuracy is required. Scaling is accomplished with the tree scaling computer program described in paragraph 8, Appendix IV-A, of this volume.

---

\* A model tree is defined as one whose structure is representative of other plants.

APPENDIX IV-C: ACQUISITION AND RECORDING OF  
VEGETATION STEM AND BRANCH DATA BY THE  
SURVEY AND ESTIMATION TECHNIQUE

1. The purpose of this appendix is to document the procedures for acquiring and recording three-dimensional stem and branch data by using a stem and branch survey and estimation technique. The establishment and use of turning points are the same as those described in Appendix B, Volume I.

2. Structural characteristics are recorded on the form shown in fig. IV-C1, which provides for the recording of both surveyed and estimated data. Information in columns 1-54 is recorded in the same manner as that for the form shown in fig. B2 of Appendix B, Volume I, with the following exceptions:

- a. Angles are recorded to the nearest tenth of a minute (instead of in seconds). A decimal point is understood between columns 21 and 22, columns 27 and 28, and columns 43 and 44.
- b. In the source and terminus diameter fields (columns 29-32 and 34-37, respectively), a decimal point is understood between the last two columns.
- c. A horizontal-distance field (columns 45-48) has been provided for using one instrument instead of two.

3. The remainder of this data form (columns 55-80) is used for the estimated branches.

- a. Branch order number (55). A "1" is placed in this field for surveyed branches. Branches directly attached to surveyed branches are designated "second order" and are represented by a "2," and so on. Although up to nine orders of branches may be used, rarely is it good practice to estimate beyond four orders since some degree of accuracy is lost with each successive lower order of estimation.
- b. Number of branches to be added (56-58). Enter in this field the total number of estimated branches of the next lower order that are to be added. There must be one line of data for each lower order branch.
- c. Position of branch (59-60). This is the distance from the source node of the higher order branch to the source node of the estimated branch expressed as a percentage of the

- total length of the higher order branch (see fig. IV-C2).
- d. Branch angle (61-63). The angle in degrees formed by the intersection of two imaginary lines: (1) a line along the central axis of the estimated branch, and (2) a line from the terminus node of the next higher order branch along its central axis to the source node of the estimated branch (see fig. IV-C3).
  - e. Rotation of branch (64-66). The clockwise angle in degrees between zenith and the central axis of the estimated branch as determined from a line of sight projected from the terminus node of the higher order branch. "360" represents an estimated branch pointing toward the zenith and "180" is a branch pointing in the opposite or downward direction (see fig. IV-C4).
  - f. Branch length (67-69). The length in percent of an estimated branch in relation to the length of the branch to which it is attached.
  - g. Source branch diameter (70-71). The diameter of the source node of the estimated branch expressed as a percentage of the diameter of the source node of the branch to which it is attached.
  - h. Terminus branch diameter (72-73). The diameter of the terminus node of the estimated branch expressed as a percentage of the diameter of the source node of the branch to which it is attached.
  - i. Branch number (74-76). Enter "1" if this is a surveyed branch. All estimated branches on a particular surveyed branch are then numbered consecutively until data on the next surveyed branch are recorded. This number can never exceed 400.
  - j. Number of leaves at terminus (77-79). If leaves are present, enter the number of leaves on each terminal branch. If none are present, enter a zero.
  - k. Terminal branch (80). Enter "T" if this is a terminal branch.



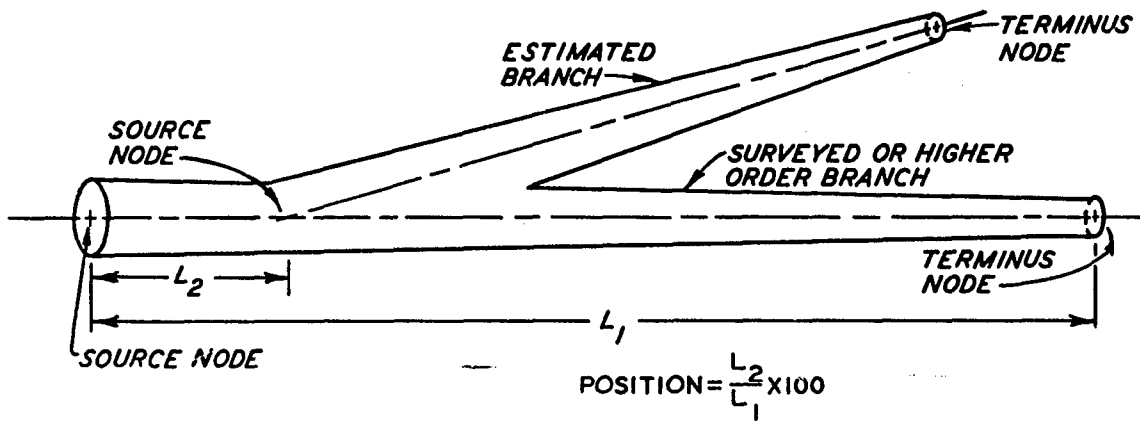


Fig. IV-C2. Estimation of branch position

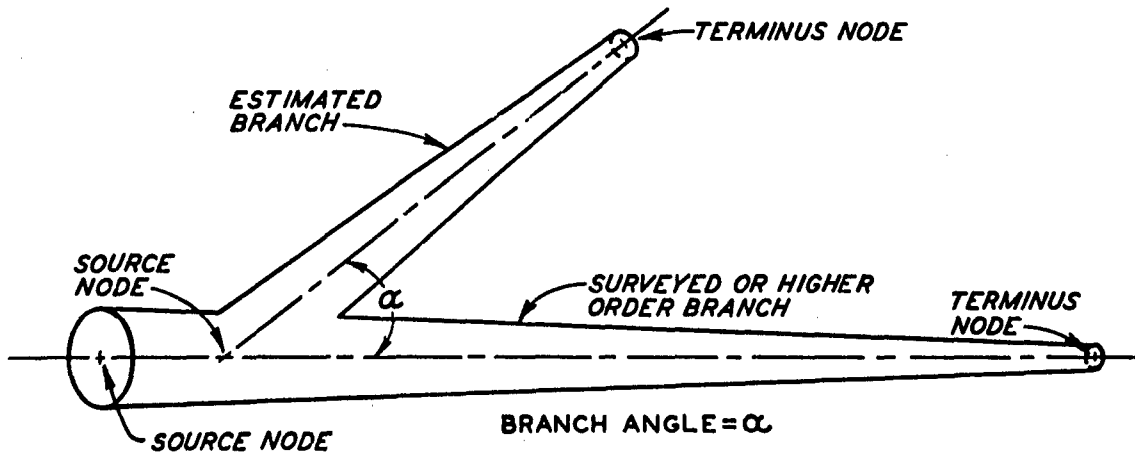


Fig. IV-C3. Estimation of branch angle

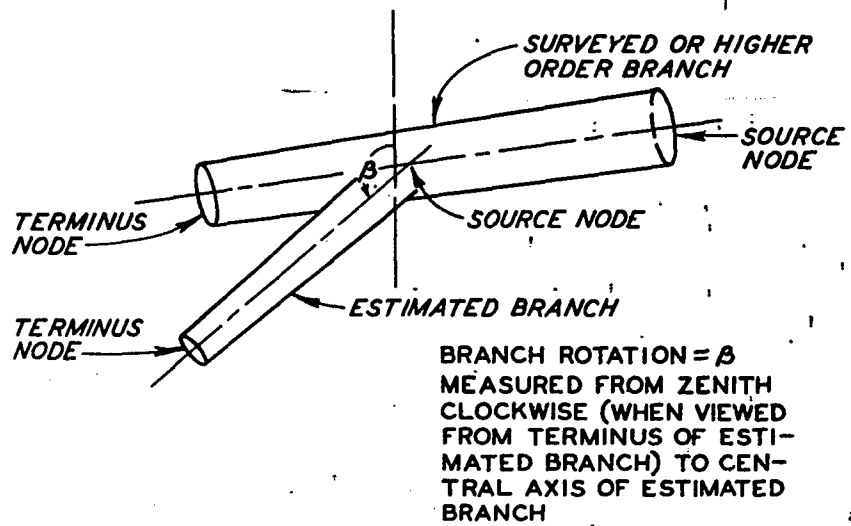


Fig. IV-C4. Estimation of branch rotation