

AD-780 588

EFFECTS OF NUCLEAR SCATTERING AND
ENERGY LOSS ON SMALL SIGNAL HIGH-
ALTITUDE ELECTROMAGNETIC PULSE
CALCULATIONS

L. A. Wittwer, et al

Air Force Weapons Laboratory
Kirtland Air Force Base, New Mexico

June 1974

DISTRIBUTED BY:

NTIS

National Technical Information Service
U. S. DEPARTMENT OF COMMERCE
5285 Port Royal Road, Springfield Va. 22151

FOR OFFICIAL USE ONLY	
UNCLASSIFIED	CONFIDENTIAL
JUSTIFICATION	
BY	
DISTRIBUTION/AVAILABILITY CODES	
Dist.	Avail. and/or SPECIAL
A	

AIR FORCE WEAPONS LABORATORY
 Air Force Systems Command
 Kirtland Air Force Base
 New Mexico 87117

When US Government drawings, specifications, or other data are used for any purpose other than a definitely related Government procurement operation, the Government thereby incurs no responsibility nor any obligation whatsoever, and the fact that the Government may have formulated, furnished, or in any way supplied the said drawings, specifications, or other data, is not to be regarded by implication or otherwise, as in any manner licensing the holder or any other person or corporation, or conveying any rights or permission to manufacture, use, or sell any patented invention that may in any way be related thereto.

DO NOT RETURN THIS COPY. RETAIN OR DESTROY.

EFFECTS OF NUCLEAR SCATTERING AND ENERGY LOSS ON SMALL SIGNAL
HIGH-ALTITUDE ELECTROMAGNETIC PULSE CALCULATIONS

L. A. Wittwer
Captain USAF

James E. Brau
Captain USAF

G. H. Canavan
Major USAF

Final Report for Period March 1973 through December 1973

TECHNICAL REPORT NO. AFWL-TR-74-46

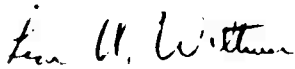
Approved for public release; distribution unlimited.

FOREWORD

The research was performed under Program Element A2001F, Project 8809, Task 18.

Inclusive dates of research were March 1973 through December 1973. The report was submitted 22 March 1974 by the Air Force Weapons Laboratory Project Officer, Captain Leon A. Wittwer (DYT). The former project officer was Captain James E. Brau.

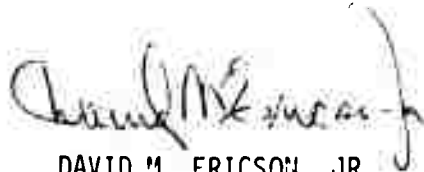
This technical report has been reviewed and is approved.



LEON A. WITTWER
Captain, USAF
Project Officer



DONALD B. MITCHELL
Major, USAF
Chief, Theoretical Branch



DAVID M. ERICSON, JR.
LT COL, USAF
Chief, Technology Division

ABSTRACT

(Distribution Limitation Statement A)

The effects of nuclear scattering and ionization energy loss on the electromagnetic fields from high-altitude bursts are examined using Monte Carlo techniques to calculate electron trajectories. Maxwell's equations and the Lienard-Wiechert potentials are both used to evaluate the fields. The obliquity model is demonstrated to be an adequate treatment of such effects in electromagnetic pulse calculations.

CONTENTS

<u>Section</u>		<u>Page</u>
I	INTRODUCTION	1
II	FIELD EQUATIONS	2
III	MONTE CARLO PROCEDURE	6
IV	RESULTS	9
	REFERENCES	16
	DISTRIBUTION	17

ILLUSTRATIONS

<u>Figure</u>		<u>Page</u>
1	Electric Field Generated at the Ground by 0.7-Mev Electron at 30 km	11
2	Electric Field Generated at the Ground by 0.53-Mev Electron at 30 km	12
3	Electric Field Generated at the Ground by 0.13-Mev Electron at 30 km	13
4	Electric Field Generated at the Ground by 0.7-Mev Electron at 20 km	14
5	Electric Field Generated at the Ground by 0.53-Mev Electron at 20 km	15

SECTION I
INTRODUCTION

The effects of nuclear scattering and energy loss on high-altitude electromagnetic pulse (EMP) calculations were first studied by G. Knutson (ref. 1) in extensive Monte Carlo scattering calculations. This work extends the Knutson work by calculating in a simple geometry the electric radiation fields from Monte Carlo electron calculations similar to those of Knutson. The field calculations are done simultaneously using the high-frequency approximation (ref. 2) and the "particle" formalism (refs. 3, 4). In addition, the Mission Research Corporation (MRC) obliquity model (ref. 5) and a recent modification are examined. Finally, the applicability of using a 0.53-Mev forward-scattered Compton electron to simulate the effects of the Compton angular distribution and nuclear scattering for incident 1.5-Mev gammas is considered.

SECTION II
FIELD EQUATIONS

For a single particle of charge e and velocity, $v/c = \vec{B}$, the electric radiation field at some field point is (ref. 6)

$$E(r,t) = \frac{e}{c} \left[\frac{\hat{n} \times [(\hat{n} - \vec{B}) \times \dot{\vec{B}}]}{R(1 - \hat{n} \cdot \vec{B})^3} \right]_{\text{RET}} \quad (1)$$

where \hat{n} is a unit vector pointing from the moving charge to the field point, R is the separation between the particle and the field point, and $[]_{\text{RET}}$ means that the enclosed expression is to be evaluated at time $t - R/c$ where t is the time at the field point of interest. For an initial estimate of scattering, assume a horizontally uniform thin layer of Compton electrons deposited at 30 km at $t = 0$, initially moving directly downward. If there were no scattering, the electrons would rotate about the magnetic field line with angular frequency $\omega = eH/\gamma m_0 c$ where H is the ambient magnetic field and $\gamma = (1 - v^2/c^2)^{-1/2}$. At a given time t , then, the field seen at the ground is found by summing equation (1) over all electrons in a disk at 30 km centered directly over the field point. The radius of the disk is

$$r = \left[(3 \times 10^6 + ct)^2 - (3 \times 10^6)^2 \right]^{1/2} \text{ cm}$$

Thus, an electron at the center of the disk has existed the longest, i.e., t seconds, and an electron at the edge has just been made (Compton scattered).

Scattering causes the electrons to deviate from the circular orbits (ref. 7). This degrades the coherence of the sources and results in a lower net electric field.

From equation (1), the transverse radiation field from a particle with velocity $\vec{B} = \vec{v}/c$ is

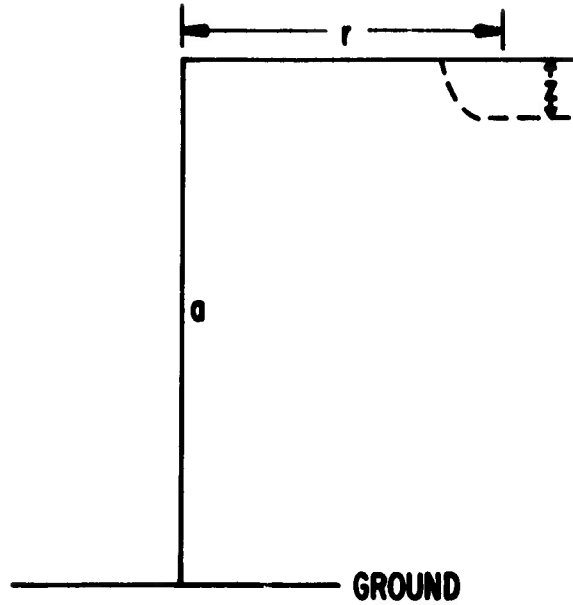
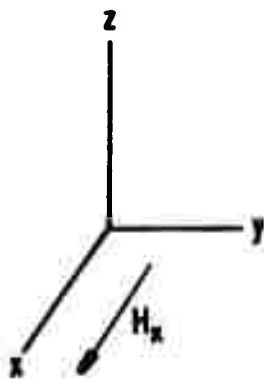
$$\begin{aligned}
E_T(t) = e \left[n_x \left((n_x - B_x) (\dot{B}_y - eH_x B_z / \gamma m_0 c) \right. \right. \\
- (n_y - B_y) \dot{B}_x \left. \right) - n_z \left((n_y - B_y) (\dot{B}_z + eH_x B_y / \gamma m_0 c) \right. \\
\left. \left. - (n_z - B_z) (\dot{B}_y - eH_x B_z / \gamma m_0 c) \right) \right] / (cR(1 - \hat{n} \cdot \vec{B})^3) \quad (2)
\end{aligned}$$

where the coordinate system has the z axis vertically upward, H_x is the earth's magnetic field, and R is the distance from the source particle to the ground field point. \dot{B}_x , \dot{B}_y , and \dot{B}_z are the accelerations from scattering and energy loss. Due to the specific problem, some approximations can be made. R is taken as 30 km, as the diameter of the disk containing contributing radiating electrons is always small (5×10^4 cm for $\tau = t - R/c \leq 2 \times 10^{-8}$ sec) compared to the altitude. Also $1 - \hat{n} \cdot \vec{B} \approx 1 - n_z B_z$. Finally, n_x and n_y can be taken as zero either because of their small size ($n_x, n_y \leq 0.016$) or because the integration over electrons around the disk results in zero for terms in equation (2) that are linear in n_x and n_y . Equation (2) can now be rewritten.

$$\begin{aligned}
E_T(\tau_p) = -e \left[n_z \left(B_y (\dot{B}_z + eH_x B_y / \gamma m_0 c) \right. \right. \\
\left. \left. - (n_z B_z) (\dot{B}_y - eH_x B_z / \gamma m_0 c) \right) \right] / (cR (1 - n_z B_z)^3) \quad (3)
\end{aligned}$$

where the expression on the right is evaluated at τ_p . The geometry involved for an electron at some point on the disk is illustrated by the following drawing. a is the altitude, z is the vertical distance traveled by the electron, and r is the distance from the center of the disk of the electron. Assume that the electron was scattered at $\tau = 0$. The proper time at z is $\tau_p = t + z/c$ where t is the real time that has passed in the life of the electron. The effect of the particle at z is felt at

$$\tau = \tau_p + \left(\left((a + z)^2 + r^2 \right)^{1/2} - (a + z) \right) / c \quad (4)$$



For a given τ after expanding equation (4)

$$\tau_p \approx \tau - r^2/2ac \quad (5)$$

$$E_p(\tau) = 2\pi \int_0^{R_{\max}} r \rho(r) E_T(\tau_p) dr \Delta h \quad (6)$$

where

$$R_{\max} = (2ac\tau)^{1/2}, \quad \rho(r)$$

is the density of Compton electrons, and Δh is the depth of the deposition layer. $E_p(t)$ is the net field on the ground found by integrating over all contributing electrons. Now $rdr = -acd\tau_p$, hence

$$E_p(\tau) = 2\pi ac \int_0^{\tau} \rho E_T(\tau_p) d\tau_p \Delta h \quad (7)$$

The field calculation is based on the high-frequency approximation (ref. 2). The equation for the transverse field is for a given proper time τ .

$$\frac{\partial(rE_F)}{\partial r} = -\frac{2\pi}{c} r J \quad (8)$$

where J is the current and is expressed in terms of the electron motion as

$$J = ce \sum_i n_i B_{yi} \delta(r - r_i) / (1 - B_{zi}) \quad (9)$$

at r , n_i is the particle weight, and r_i is the particle location with respect to gamma source. Upon integrating equation (8),

$$\int_0^R \frac{\partial(rE_F)}{\partial r} dr = -\frac{2\pi}{c} \int_0^R rJ dr \quad (10)$$

$$RE_F(\tau) = -2\pi e \sum_i r_i n_i B_{yi} / (1 - B_{zi}) \quad (11)$$

$$E_F(\tau) = -2\pi e \sum_i n_i B_{yi} (r_i/R) / (1 - B_{zi}) \quad (12)$$

The particle calculation is for an infinite source. To do the field calculation in the same scenario, the gamma source is taken to infinity. Finally, for fields

$$E_F(\tau) = -2\pi e \sum_i n_i B_{yi} / (1 - B_{zi}) \quad (13)$$

and for particles

$$E_p(\tau) = 2\pi ac \int_0^\tau \rho E_T(\tau) d\tau_p \Delta h \quad (14)$$

SECTION III
MONTE CARLO PROCEDURE

The Monte Carlo calculation of the motion of the individual particle includes the magnetic field turning, elastic nuclear scattering, and the electron energy loss from ionization. The algorithm is almost the same as used by Knutson (ref. 1). The nuclear cross section used is

$$d\sigma_{SC} = 2\pi r_0^2 z^2 (1 - B^2) d\mu / (B^4(1 - \mu + N)^2) \quad (15)$$

where ρ = atom density, $z = 7.2$, $\mu = \cos \theta$, $r_0 = 2.82 \times 10^{-13}$ cm, and

$$N = (1 - B^2) \left(z^{1/3} / (0.885) (137) \right)^2 \left(1.13 + 3.76 (z/137B)^2 \right) / 2F \quad (16)$$

The energy loss formula is

$$dE/dx = 4.077 \times 10^{-31} \rho_e \left[\ln(3.53 \times 10^7 (\gamma - 1)(\gamma^2 - 1)) - B^2 \right] / B^2 \quad (17)$$

where ρ_e is the ambient electron density.

To illustrate the Monte Carlo procedure, look at a particle just Compton-scattered forward with velocity B_z and $\gamma = (1 - B_z^2)^{-1/2}$. The total nuclear cross section is calculated.

$$\sigma_T = 1.04 \times 10^{-22} \rho (1 - B^2) / (NB^2) \quad (18)$$

A random number r_n is calculated. The length traveled to the first collision is

$$d = -\ln(r_n) / \sigma_T \quad (19)$$

The real time passed is

$$\Delta t = d / (3 \times 10^{10} B) \quad (20)$$

The z coordinate is updated

$$z = z + 3 \times 10^{10} B_z \Delta t / K \quad (21)$$

where K is the obliquity factor developed by MRC (ref. 5) when implemented.

The proper time is also updated

$$\tau = t + z / (3 \times 10^{10}) \quad (22)$$

Next the particle is turned in the magnetic field for a time t and the contribution to the integral in equation (14) is calculated for the particle. Two more random numbers r_1 and r_2 are calculated to determine the scattering angles

$$\cos(\phi) = (2r_1(1+N) - N) / (2r_1 + N)$$

$$\phi = 2\pi r_2$$

$$\sin(\theta) = (1 - \cos^2(\phi))^{1/2} \quad (23)$$

The velocity components are now adjusted.

$$a_2 = \cos(\phi) \sin(\theta) / (B_y^2 + B_z^2)^{1/2} \quad (24)$$

$$a_1 = B \sin(\phi) \sin(\theta) / (B_y^2 + B_z^2)^{1/2} \quad (25)$$

$$B_z^1 = B_z \cos(\theta) - a_1 B_y - a_2 B_x B_z \quad (26)$$

$$B_y^1 = B_y \cos(\theta) + a_1 B_z - a_2 B_x B_y \quad (27)$$

$$B_x^1 = B_x \cos(\theta) + a_2 (B_y^2 + B_z^2) \quad (28)$$

Next, the energy loss is calculated and the total velocity changes due to scattering and energy loss are used to update the particle integral in equation (14). Finally, the accumulated particle result and the field calculation result are accumulated in the proper time bin spanned since the last collision. The MRC obliquity factor is used and updated in the field calculation when desired. Each subsequent collision of the particle is done the same way until 2×10^{-9} sec of proper time has passed. In general, the high-frequency approximation and the "particle" model agreed to 5 percent.

SECTION IV

RESULTS

Figures 1 through 3 demonstrate the results at 30 km for various initial energies. Figure 1 is for 0.7 Mev and is the most similar to the typical energy used in more sophisticated codes. The circular orbit result at 2×10^{-8} sec is about 2.9 times larger than the Monte Carlo scatter, and the obliquity results. The agreement between the Monte Carlo and the obliquity is excellent. Figure 2 is for 0.53 Mev, and the decrease due to scattering from circular orbits is a factor of 0.26. The agreement between the scatter and the obliquity is not as good as for higher energies but is still quite acceptable. The square on figure 2 is a result by Sollfrey (ref. 8) for the same case. Finally, figure 3 is for 0.13 Mev. The fractional decrease from circular orbits is about 0.2. The discrepancy between scatter and obliquity is now more pronounced.

Figures 3 and 4 contain the same results as figures 1 and 2 at 20 km. The agreement between the obliquity factor and the Monte Carlo is still reasonably good.

In addition to comparisons of obliquity to Monte Carlo scatter, other investigations were made. At a 1 November 1973 meeting at AFWL, Conrad Longmire of MRC described a new obliquity model. If the equation of change of the old obliquity factor is represented as

$$dN/dt = F(E, \rho)$$

where E is the particle energy and ρ is the density, then the new equation is

$$dN/dt = NF(E, \rho)$$

Results are plotted in figures 2, 4, and 5. Results were not plotted on figure 1, as the new model did not change significantly from the old. In all cases, the new model is a significant improvement over the old. The effect of using the new model as compared to the old was tested in a full EMP calculation with CHEMP, the AFWL/DYT EMP code, and only very slight differences were

noted in the tails of the EM pulses. This means that older calculations with the old model are still useful and also that field results are not very sensitive to fine details in the source.

Plotted in figures 2 and 5 are the results of combining the Klein-Nishina angular distribution from an incident 1.5-Mev gamma with the Monte Carlo scattering and with the new obliquity model. This was done to test the equivalence, as stated by Cullen Crain (ref. 4), between the Klein-Nishina plus scatter and a 0.53-Mev forward-directed electron with scatter alone. At 30 km the agreement is very good. At 20 km at 2×10^{-8} sec, however, the 0.53-Mev electron is about 30 percent below the comparison result. Thus, the use of the 0.53-Mev forward-directed electron to model the currents from a 1.5-Mev gamma pulse would appear to underestimate the fields.

In summary, the obliquity models do an adequate job in simulating the effects of nuclear scattering with the new model being clearly better than the old. These results do not establish the obliquity result over all possible regions, but they do substantiate the much more extensive Monte Carlo results by Knutson (ref. 1).

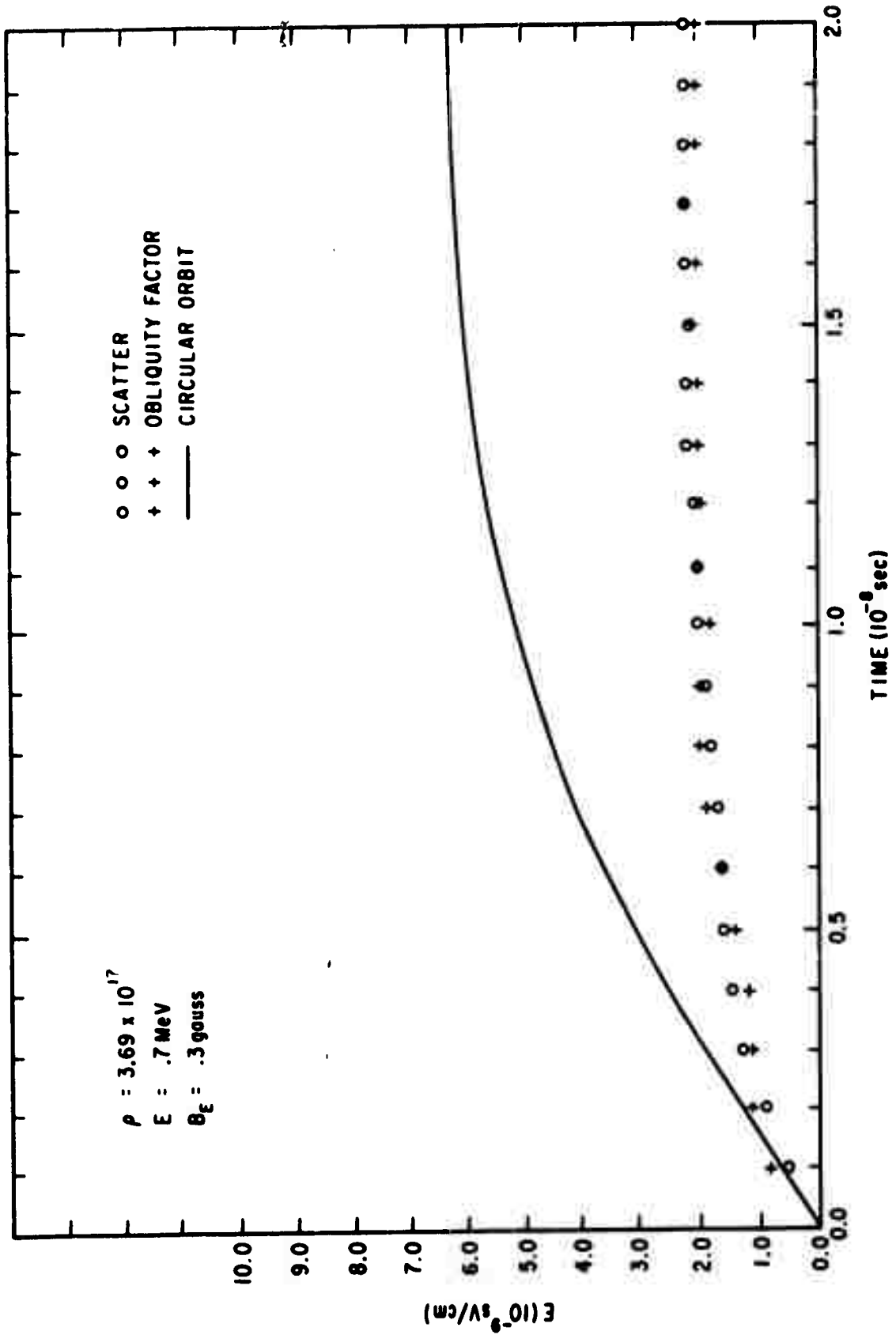


Figure 1. Electric Field Generated at the Ground by 0.7-Mev Electron at 30 km

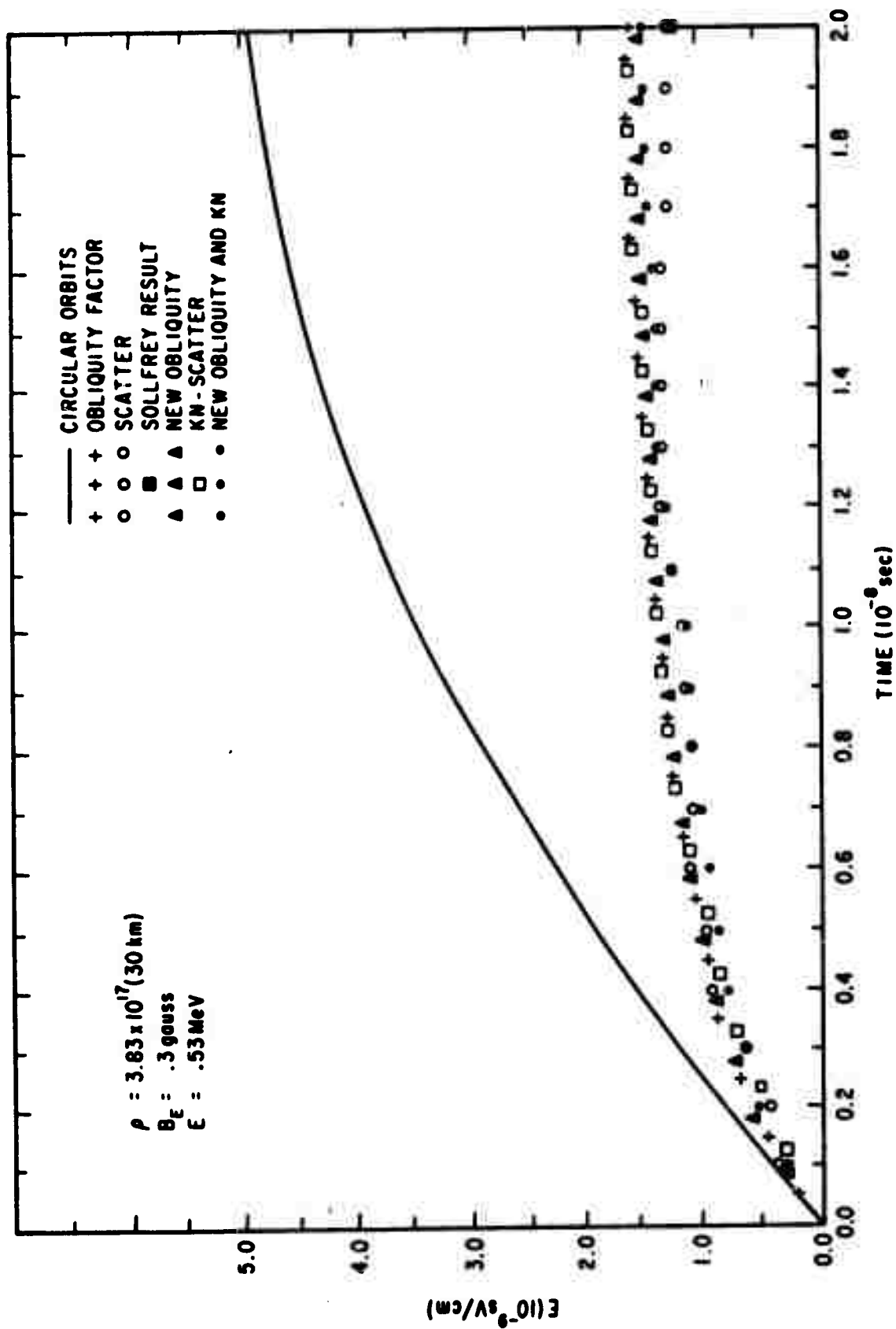


Figure 2. Electric Field Generated at the Ground by 0.53-MeV Electron at 30 km

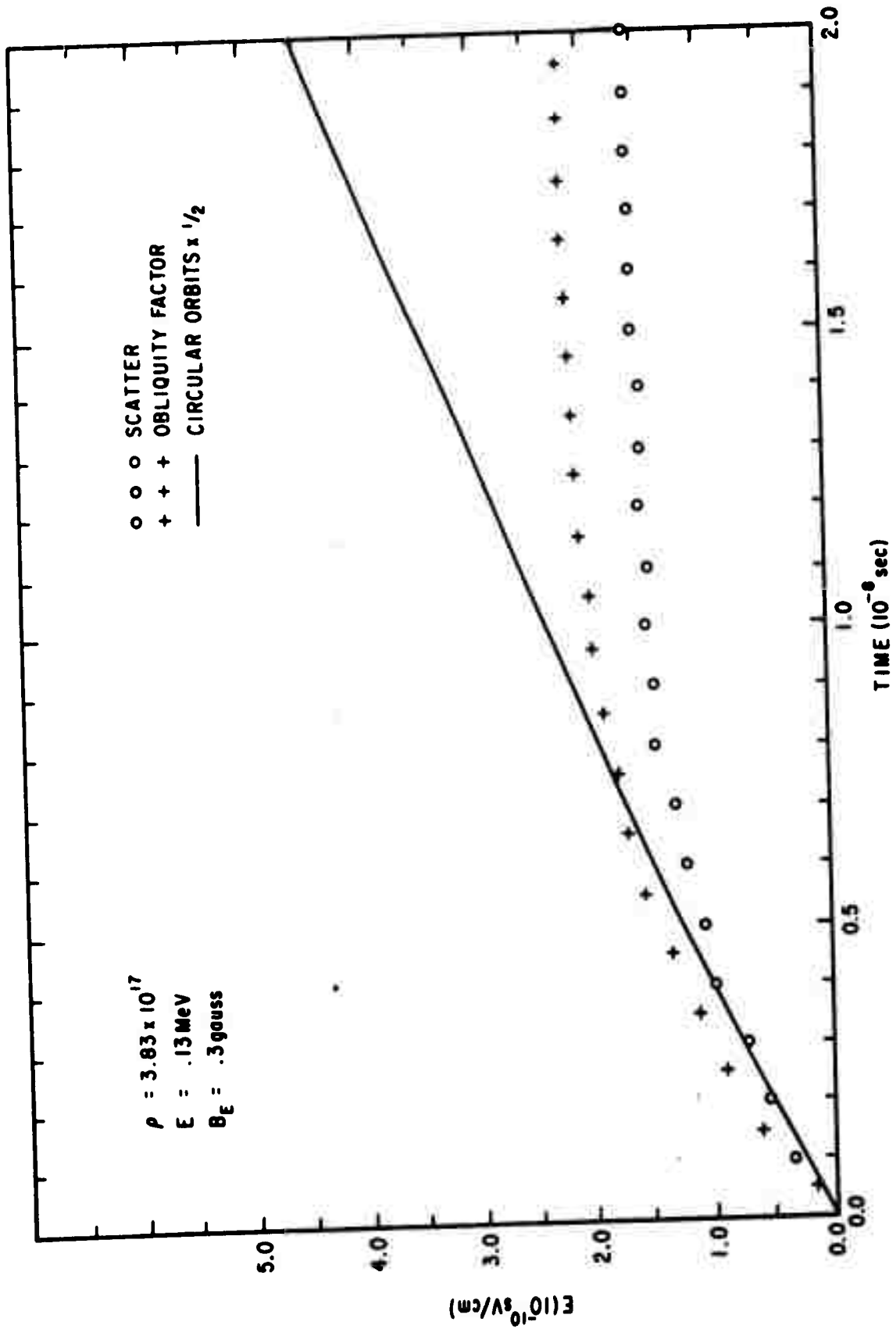


Figure 3. Electric Field Generated at the Ground by 0.13-Mev Electron at 30 km

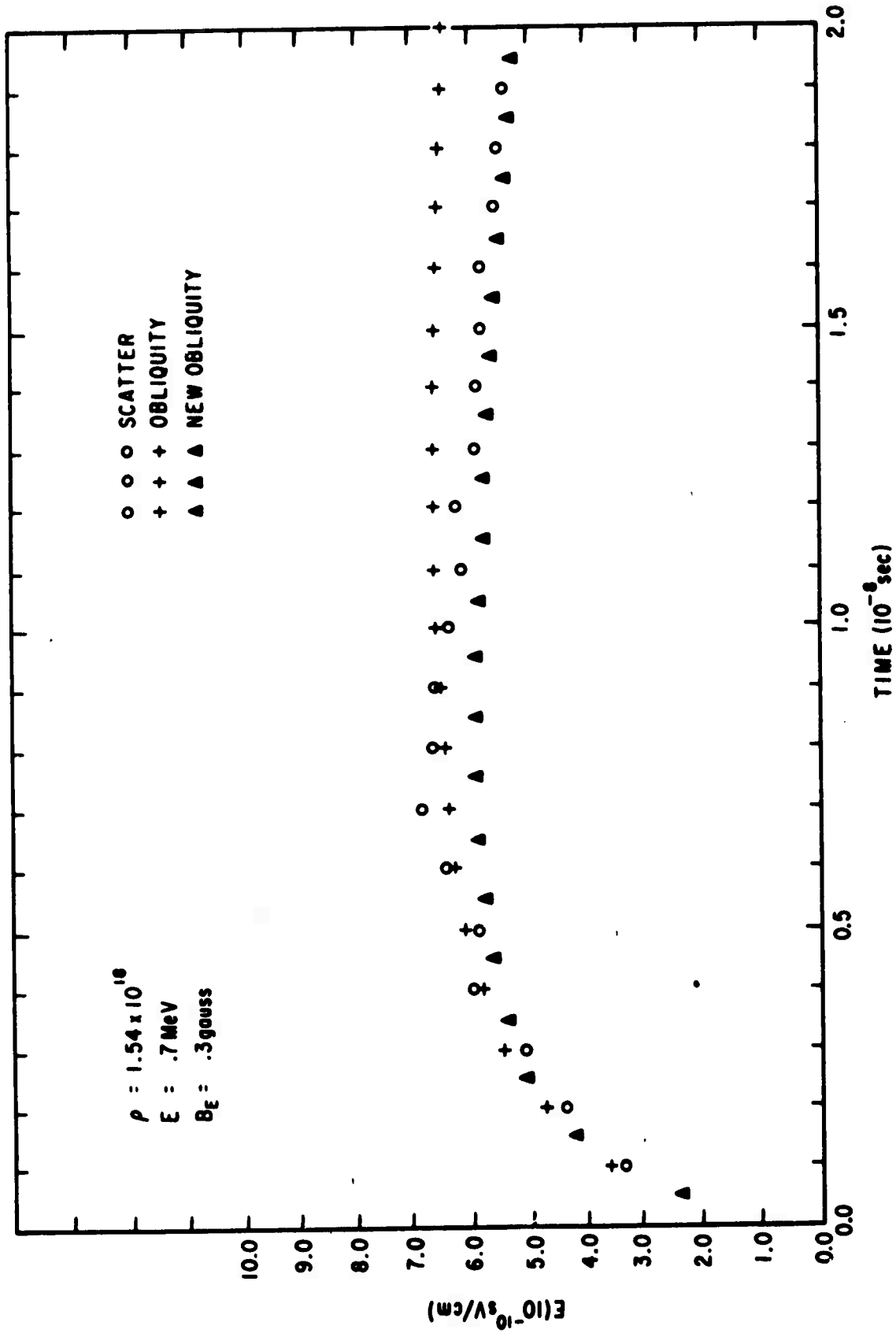


Figure 4. Electric Field Generated at the Ground by 0.7-MeV Electron at 20 km

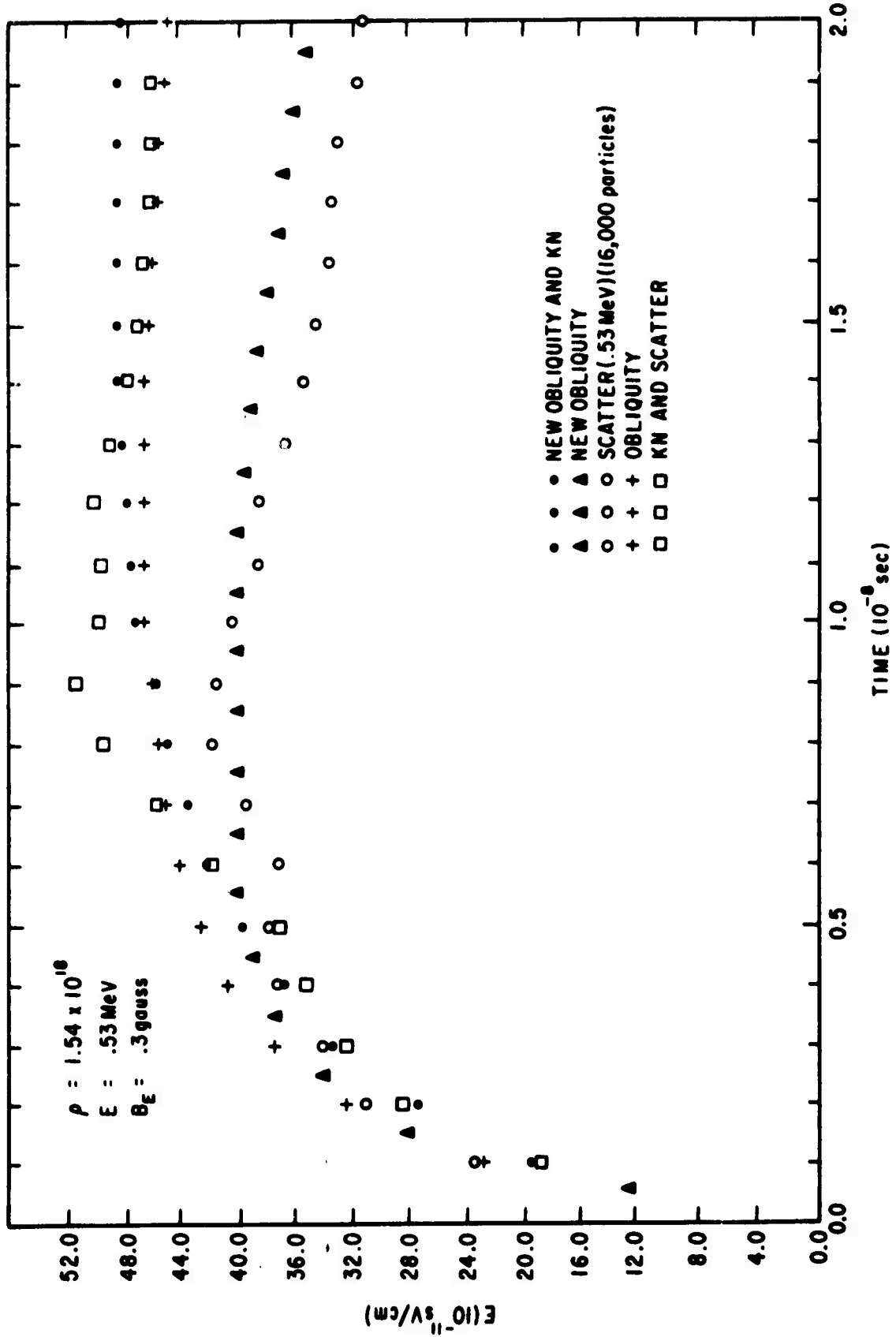


Figure 5. Electric Field Generated at the Ground by 0.53-MeV Electron at 20 km

REFERENCES

1. Knutson, G., The Effect of Nuclear-Coulomb Electron Scattering on High-Altitude EMP Sources, EMP Theoretical Note 161, 23 February 1972.
2. Karzas, W., Latter, R., Detection of the Electromagnetic Radiation from Nuclear Explosions in Space, RAND Memorandum RM-4306, October 1964.
3. Booker, H., Comparison of the Karzas and the Booker Approaches to the Effect of Atmospheric Scattering on Electromagnetic Radiation by Compton Electrons, RAND Working Note, 10 September 1973.
4. Crain, C., A Numerical Example of the Effect of Atmospheric Scattering on Predicted EMP Environments, RAND Working Note, 30 July 1973.
5. Longley, H. J., Longmire, C. L., Development of the CHAP EMP Code, Mission Research Corporation MRC-R-3, January 1972.
6. Jackson, J., Classical Electrodynamics, John Wiley & Sons, Inc, New York, p. 467, 1967.
7. Mott, N. F., Massey, H. S., Theory of Atomic Collisions, Third Edition, Oxford, p. 467, 1965.
8. Sollfrey, W., Private communication, 28 October 1973.

UNCLASSIFIED

Security Classification

AD 780 588

DOCUMENT CONTROL DATA - R & D

(Security classification of title, body of abstract and indexing annotation must be entered when the overall report is classified)

1. ORIGINATING ACTIVITY (Corporate author) Air Force Weapons Laboratory (DYT) Kirtland Air Force Base, New Mexico 87117	2a. REPORT SECURITY CLASSIFICATION UNCLASSIFIED
	2b. GROUP

3. REPORT TITLE
EFFECTS OF NUCLEAR SCATTERING AND ENERGY LOSS ON SMALL SIGNAL HIGH-ALTITUDE ELECTROMAGNETIC PULSE CALCULATIONS

4. DESCRIPTIVE NOTES (Type of report and inclusive dates)
Final report; March 1973-December 1973

5. AUTHOR(S) (First name, middle initial, last name)
L. A. Wittwer, Capt, USAF; James E. Brau, Capt, USAF; Gregory H. Canavan, Maj, USAF

6. REPORT DATE June 1974	7a. TOTAL NO. OF PAGES 24	7b. NO. OF REFS 8
------------------------------------	-------------------------------------	-----------------------------

8a. CONTRACT OR GRANT NO. b. PROJECT NO. 8809 c. Task No. 18 d.	9a. ORIGINATOR'S REPORT NUMBER(S) AFWL-TR-74-46
	9b. OTHER REPORT NO(S) (Any other numbers that may be assigned this report)

10. DISTRIBUTION STATEMENT
Approved for public release; distribution unlimited.

11. SUPPLEMENTARY NOTES	12. SPONSORING MILITARY ACTIVITY AFWL (DYT) Kirtland AFB, NM 87117
-------------------------	--

13. ABSTRACT
(Distribution Limitation Statement A)
The effects of nuclear scattering and ionization energy loss on the electromagnetic fields from high-altitude bursts are examined using Monte Carlo techniques to calculate electron trajectories. Maxwell's equations and the Lienard-Wiechert potentials are both used to evaluate the fields. The obliquity model is demonstrated to be an adequate treatment of such effects in electromagnetic pulse calculations.

Reproduced by
NATIONAL TECHNICAL
INFORMATION SERVICE
Department of Commerce
Springfield, VA 22151

14 KEY WORDS	LINK A		LINK B		LINK C	
	ROLE	WT	ROLE	WT	ROLE	WT
Electromagnetic pulse (EMP) High-altitude EMP Nuclear scattering						