

AFRPL-TR-67-41

807988  
836208

MICROSCOPIC AND MICROCHEMICAL STUDY  
OF AGED SOLID PROPELLANT GRAINS

J. L. McGurk and A. J. DiMio  
Advanced Propellants Department  
Aerojet-General Corporation  
Sacramento, California

February 1967

This document is subject to special export controls and each transmittal to foreign governments or foreign nationals may be made only with prior approval of AFRPL (RPPP/STINFO), Edwards, California 93523.

Sponsored by

Air Force Rocket Propulsion Laboratory  
Research and Technology Division  
Edwards Air Force Base, California  
Air Force Systems Command, United States Air Force

1082

1

AFRPL-TR-67-41

MICROSCOPIC AND MICROCHEMICAL STUDY OF  
AGED SOLID PROPELLANT GRAINS

J. L. McGurk and A. J. Di Milo  
Advanced Propellants Department  
Aerojet-General Corporation  
Sacramento, California

"This document is subject to special export controls and each transmittal to foreign governments or foreign nationals may be made only with prior approval of AFRPL (RPRR/STINFO), Edwards, California 93523."

AFRPL-TR-67-41

FOREWORD

This technical report was prepared under Contract No. AF 04(611)-11637 as partial fulfillment of the requirements of Project No. 3148 of the Air Force Rocket Propulsion Laboratory, Research and Technology Division, Air Force Systems Command, Edwards, California. The work was done in the Advanced Propellants Department, Research and Technology Operations, Aerojet-General Corporation, Sacramento, California. This report was designated Aerojet-General Report 1082-81Q-2 and covers the results of work done during the interval 1 November 1966 to 31 January 1967. This project was monitored by Lt. Robert Bargmeyer.

Acknowledgement is made to the following persons who have contributed materially to the work performed during this period:

At Aerojet-General

H. Moe, Chemistry Specialist, J. T. Becerril, Senior Laboratory Technician, B. B. White, Manager, Mechanical Properties Laboratory, H. D. Orcutt, Electron Microscopist, W. Hartmann, Hawk Projects.

At Edwards Air Force Base

Lt. R. Bargmeyer

At Hill Air Force Base

Mr. Leo Granath

At Thiokol Chemical Corporation

Mr. Paden

Publication of this report does not constitute Air Force approval of the report's findings or conclusions. It is published only for the exchange and stimulation of ideas.

Prepared by:

*A. J. Di Milo*

A. J. Di Milo  
Program Manager

*J. L. McGurk*

J. L. McGurk  
Principal Investigator

Approved by:

*L. J. Rosen*

L. J. Rosen, Manager  
Advanced Propellants Department  
Research and Technology Operations

AFRPL-TR-67-41

ABSTRACT

The effort on sample acquisition and preparation continued and the analytical phase was well underway. The analytical studies consisted of microscopic studies on selected samples from model grains in accelerated aging and of chemical analyses on a degraded propellant.

The first data obtained from the model grains exceeded expectations. These model grains were made to determine if the microscopic reaction sites could be artificially produced in propellant formulations similar to those in which the microscopic reaction sites were discovered. Small grains were cast and put in storage at various temperatures. When the models were sampled, reaction sites of two basic types were observed in various stages of development. Thus another microscopic procedure is available for interpreting chemical changes during grain aging.

Thin-layer chromatography of ethylene dichloride soluble fractions from degraded propellant showed that at least three different materials are present.

AFRPL-TR-67-41

MICROSCOPIC AND MICROCHEMICAL STUDY OF  
AGED SOLID PROPELLANT GRAINS

I. INTRODUCTION

This is the second Quarterly Technical Report submitted in partial fulfillment of the requirements of Contract AF O4(611)-11637. The report covers the period 1 November 1966 to 31 January 1967.

The objectives of this study are to determine the course of the chemical aging process or processes in solid propellant formulations and to define the effects of these degradative chemical processes on the mechanical and ballistic properties of the propellant.

In accordance with these general objectives, the studies have been divided into two phases. The objectives in Phase I are to determine the structure, size and distribution of microscopic reaction sites in solid propellants as a function of age, formulation and storage environments; and to optically characterize and chemically analyze the reaction intermediates and products. In Phase II the mechanistic course of the aging process will be defined.

During the second quarter, work continued on the acquiring of samples from full-scale, field-aged motors, the monitoring of the accelerated aging in model grains, optical microscopic studies, and the initiating of wet chemical studies.

II. PROPELLANT ACQUISITION

A. HAWK MOTOR 15121

Hawk Motor 15121 was described in the previous quarterly report, AFRPL-TR-66-310. A schematic diagram of this motor is shown as Figure 1. Sections 1 through 4 were removed previously and sampled. Section 5 was removed and sampled. This section was of such length so that there is an overlap of the position of propellant samples from motors 15121 and 15062.

Hawk Motor 15121 has been cut down to a size that no longer required the use of manufacturing facilities and was transferred to the R&D facilities. Plans have been made to cut off the fore end-closure in order to determine whether the axial gradient of reaction sites continues for the full length of the grain.

SCHEMATIC OUTLINE OF HAWK GRAIN INDICATING  
AREAS FROM WHICH PROPELLANT WAS REMOVED

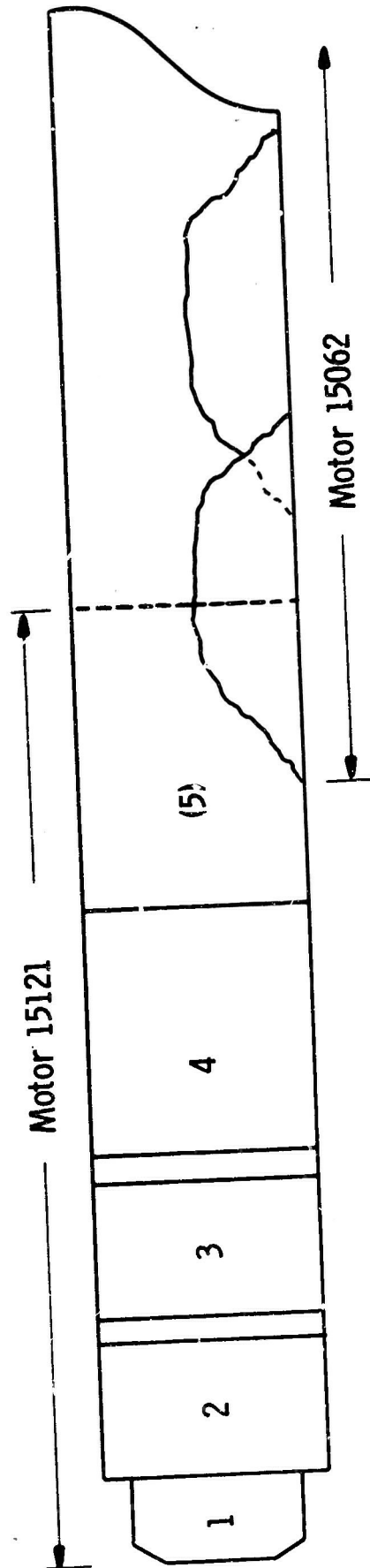


Figure 1

## B. MINUTEMAN FIRST STAGE WING I PROPELLANT

An effort is being made, with the help of Lt. Fargmeyer (EAFB) and Mr. Granath (Hill AFB), to obtain samples from a Minuteman First Stage Wing I motor being sectioned by Thiokol Chemical Corp. In arranging for these samples, a diagram showing suggested sample locations was sent to Mr. Granath. The actual sample locations will be reported when the sample and related data are received. The samples are expected at an early date.

## C. PREPARATION OF MODEL GRAINS

Two motors of the 3KS-1000 size were prepared with a bipropellant configuration using the Hawk formulation to investigate its accelerated aging characteristics. The propellant in these motors did not cure, but the motors were recast with Hawk propellant from a production batch. These grains were cured and placed in accelerated aging.

## III. OPTICAL AND MICROSCOPIC STUDIES

### A. MICROSCOPIC REACTION SITES

#### 1. General

Microscopic reaction sites are localized spots in aged propellants with abnormal optical properties when compared to the optical constants of unaged propellants. Prior to the studies under this contract, the reaction sites were partially characterized in field motors during periodic surveillance checks. In these motors the reaction sites were observed to undergo a genesis and after a period of five years, attained their maximum development. The reaction sites in an advanced stage, specifically the five year period, shall serve as a reference for comparison of the model. These reference reaction sites are those observed in a propellant made of polyurethane,  $\text{NH}_4\text{ClO}_4$ , Al and ferric acetylacetonate (FeAA).

#### 2. Description of Reference Reaction Sites

There are two basic types of reaction sites, one characterized by a noticeable change in the refractive index of the propellant, and the other characterized by a series of color absorption shells in the binder. Both reaction sites occur as shells centered about aluminum particles and attain a size that averages about 150 microns. These two types of reaction sites also have characteristically different distributions within the grain. The sites with altered refractive index (refractive sites) attain their maximum development near the bore surface of the grain. The sites with color absorption shell sites (colored sites) occur in bipropellants and attain their most characteristic color pattern near the bipropellant interface. In the bipropellant grains, reaction sites in an intermediate position between the bore and interface may have characteristics common to both basic types.

### 3. Model Grains-Reaction Site Distribution

The model grains, their storage conditions and relative reaction site content are listed in Table I. In the model bipropellants both type of sites are observed in the booster grain. Advanced stages of colored site formation are numerous while the refractive type are just detectable.

Table I

#### AGING CONDITIONS AND REACTION SITE DEVELOPMENT IN MODEL GRAINS

<u>Propellant Type</u>	<u>Sample No.</u>	<u>Aging Conditions</u>		<u>Relative State of Reaction Site Development</u>	
		<u>Time, days</u>	<u>Temp. °F</u>	<u>Refractive</u>	<u>Color</u>
Igniter	1	89	180	least	-
	2	84	120	intermediate	-
	3	89	110	advanced	-
	4	84	130	intermediate	-
Bipropellant	5	84	150	none	beginning
	6	99	120	beginning	advanced

Comparison of reaction site distribution as a function of aging temperature for the igniter grains shows that the most numerous sites occur at 110°F and the least at 180°F. In the bipropellant, the sample aged at 120°F contains advanced stages of color shell development while in that aged at 150°F reaction site development is less characteristic with diffuse boundaries extending into the binder matrix.

The geometrical distribution of the reaction sites along the grain radius was determined about 1 1/2 inches from the end of the grain. In the igniter grains aged at the three lower temperatures, the sites extend from the bore surface to the Micarta wall with higher concentrations at both surfaces. In the igniter grain aged at the high temperature, small and poorly developed sites occur along the Micarta wall. No reaction sites have appeared at the bore surface. In the bipropellant samples there are a high concentration of colored reaction sites at the interface. Towards the bore surface the colored sites decrease and grade into a lower concentration of the refractive type.

#### 4. Microstructure of Reaction Sites in Model Grains

In the aged model grains, reaction sites in various stages of development are found together. Characteristic features of these sites in the more advanced stages of development are described and illustrated.

##### a. Refractive Sites

Figures 2a and 2b show the same site in low and in high intensity light. The material around the dark aluminum particle is very clear, colorless and isotropic. The lack of birefringence in this large an area indicates the loss of the micro-atomized  $\text{NH}_4\text{ClO}_4$  which should be observed in an area of this size. The clear material is composed of two distinct phases, a continuous phase that encloses a discontinuous phase of moderately higher refractive index (Figure 2a). Distributed around the aluminum in the clear continuous phase, as shown in Figure 2b, are numerous small opaque specks that have a red-orange birefringence and exhibit good extinction characteristics.

##### b. Colored Sites

Figures 2c and d show a diffuse and a condensed site. These two sites are approximately in the same radial position. In a field motor the condensed site would be near the bipropellant interface and would have developed from a red-orange gel phase that is not observed in the model. In Figure 2c, a large central aluminum particle is surrounded by a diffuse, deep gray-green color caused by submicroscopic particles in the binder. The halo has the normal birefringence caused by the contained micro-atomized  $\text{NH}_4\text{ClO}_4$ . There is no indication of a possible  $\text{NH}_4\text{ClO}_4$  reaction, nor is there any of the altered refractive index material. In Figure 2d, a bright altered refractive index center appears to be enclosed by several opaque particles, which are in turn surrounded by a colored halo. This halo is composed of many translucent green-brown particles with a uniform size of about one micron. This same type of halo is more frequently observed around large single aluminum particles, both variations coexisting in model and field motors, although to a greater extent in the model. The central collection of opaque particles lacks the reflectivity of the aluminum and its composition is unknown.

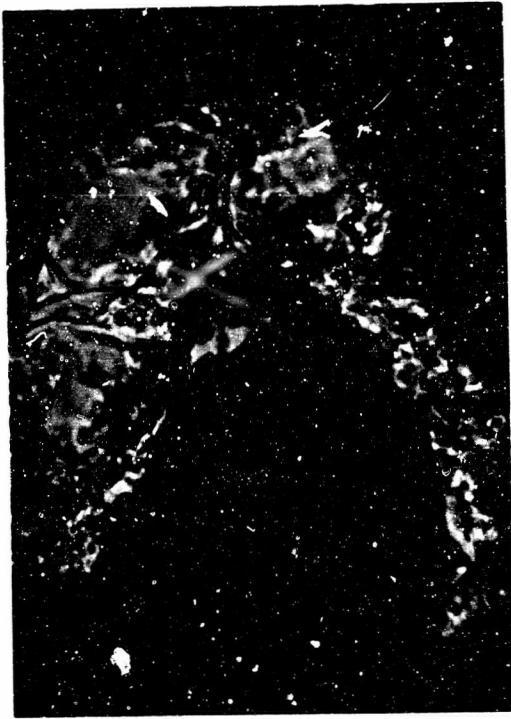
##### c. Surface Reaction Sites

An odd variation of the refractive site occurs on the surface of the igniter grains as shown in Figures 3a and b. There is an increase in volume of the site so that there is protrusion of the surface skin and eruption.

#### 5. Summary of Reaction Sites in Model Grains

a. Reaction sites have developed in model grains that are similar to the reference reaction sites observed in field motors.

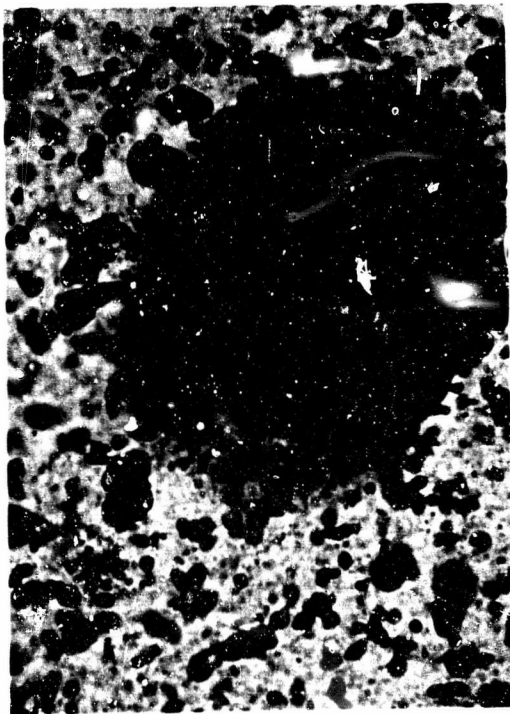
REACTION SITES, REFRACTIVE AND COLORED TYPES  
(320 X)



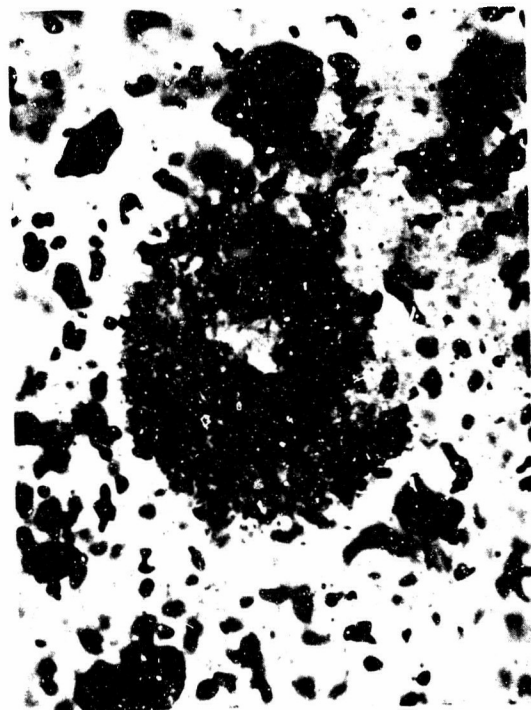
a



b



c



d

Figure 2

REACTION SITES, REFRACTIVE AND BIREFRINGENT




a

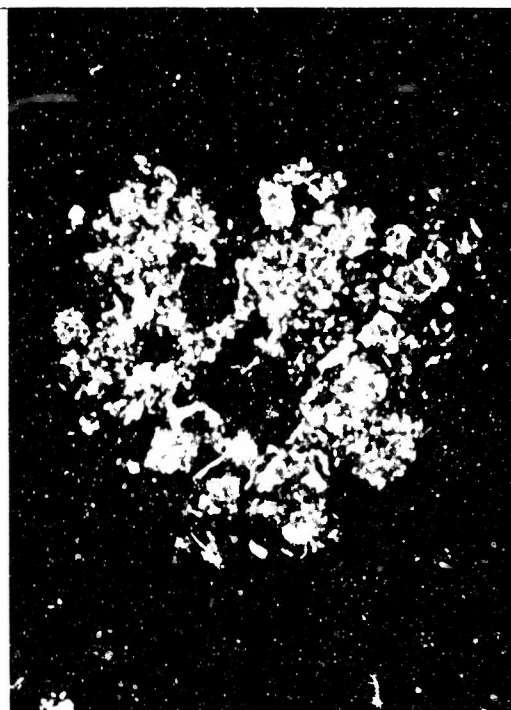


b

210 X



c



d

120 X

b. Temperatures of 110° to 120°F range are more favorable to reaction site formation than higher temperatures. A temperature of 180°F clearly inhibits reaction site formation.

c. Cross characteristics of reaction site distribution patterns in field aged motors are generally maintained in the model grains.

d. Internal characteristics of reaction sites which are typical of their stage of development and their special distribution are less characteristic and tend to commingle in the model grains.

e. The intermediate red-orange gel stage in the development of the colored sites, which is seen in all bipropellant field motors, is missing in the model motors.

#### B. SEPARATION OF REACTION SITES

Two types of reaction sites of the refractive type were separated from an aged Polaris grain for chemical analysis; one type floated on, and the other settled into ethylene dichloride. The floating reaction site shows a high birefringence and has a polymer spherulite type structure in the halo around the aluminum particle. This led to the conclusion that the reactions occurring in the site had apparently included a bore release compound originally on the bore surface. One of these floating reaction sites is shown in Figure 3c in plane light and in Figure 3d under crossed Nicols where the birefringence is observed.

#### IV. CHEMICAL ANALYSIS

Two immediate objectives of the chemical analyses are to develop micro-techniques and to gather specific chemical data to form a working hypothesis of the aging mechanism. The propellant selected for the initial work is from the Polaris Cycling Unit. This sample contains a surface zone where the entire binder network is degraded plus a high concentration of the refractive type reaction sites. This degraded zone is readily soluble in ethylene dichloride. A sediment and a floating fraction separated which were studied microscopically. The material that went into solution was studied by chromatography.

A 2.8 g sample of degraded binder from the ethylene dichloride soluble fraction was placed upon an 18mm.x 75 cm. alumina column and successively diluted with 300 ml portions of benzene, diethyl ether, and methanol. Evaporation of the eluents gave, respectively: Fraction A, 300 mg.; Fraction B, 300 mg.; and Fraction C, 900 mg. Each of these fractions was redissolved in 10 ml of benzene and the solution used for thin-layer chromatographic analysis.

Silica-gel coated plates were spotted with about 2 lamda ( $2 \times 10^{-3}$  ml) of the test solutions. This volume is equivalent to about 0.06 mg. of Fractions A and B, and 0.18 mg. of Fraction C. The spotted plates were developed in separate chambers containing various solvents. The most informative chromatograms are shown in Figure 4. There are at least three components in A and B and two in C. The position of the spots indicate that some of the compounds are in more than one fraction.

#### V. CONCLUSIONS

The microscopic changes which occur on aging model grains have similarities to and differences from those which occur in field aged motors. These similarities and differences can be used to gain data concerning propellant aging processes.

#### VI. FUTURE WORK

During the next quarter the concentrations and distributions of the various type of reaction sites will be determined and compared to those from subsequent sampling periods and from field motors. Chromatographic plates coated with other compounds will be used and attempts made to identify the spotting compound. The chemical technique will be applied to other propellants and the size of the chemical sample will be reduced as techniques are improved.

THIN-LAYER SILICA-GEL CHROMATOGRAPHS OF DEGRADED  
PROPELLANT (See Text) FRACTIONS

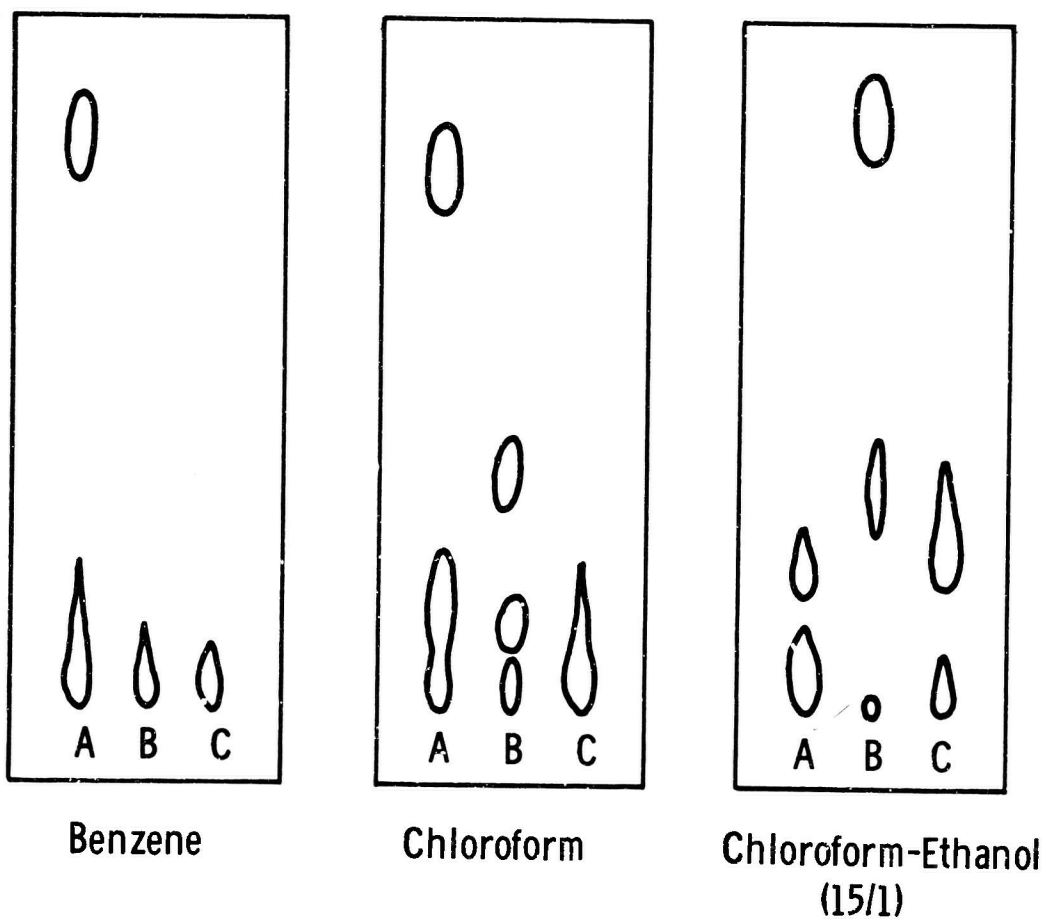


Figure 4

UNCLASSIFIED  
Security Classification

DOCUMENT CONTROL DATA - R&D		
<i>(Security classification of title, body of abstract and indexing annotation must be entered when the overall report is classified)</i>		
1. ORIGINATING ACTIVITY (Corporate author) Aerojet-General Corporation P. O. Box 15847 Sacramento, California	2a. REPORT SECURITY CLASSIFICATION Unclassified	
	2b. GROUP	
3. REPORT TITLE MICROSCOPIC AND MICROCHEMICAL STUDY OF AGED SOLID PROPELLANT GRAINS (U)		
4. DESCRIPTIVE NOTES (Type of report and inclusive dates) Second Quarterly Report - 1 November 1966 to 31 January 1967		
5. AUTHOR(S) (Last name, first name, initials) Di Milo, Anthony J. McGurk, James L.		
6. REPORT DATE February 1967	7a. TOTAL NO. OF PAGES 10	7b. NO. OF REFS
8a. CONTRACT OR GRANT NO. AF 04(611)-11637	9a. ORIGINATOR'S REPORT NUMBER(S) AFRPL-TR-67-41	
b. PROJECT NO. 3148	9b. OTHER REPORT NO(S) (Any other numbers that may be assigned this report) 1082-81Q-2	
c.		
d.		
10. AVAILABILITY/LIMITATION NOTICES "This document is subject to special export controls and each transmittal to foreign governments or foreign nationals may be made only with prior approval of AFRPL (RPPR/STINFO), Edwards, California 93523		
11. SUPPLEMENTARY NOTES	12. SPONSORING MILITARY ACTIVITY Air Force Rocket Propulsion Laboratory Research and Technology Division Edwards, California	
13. ABSTRACT	Air Force Systems Command, United States Air Force	
<p>The effort on sample acquisition and preparation continued and the analytical phase was well underway. The analytical studies consisted of microscopic studies on selected samples from model grains in accelerated aging and of chemical analyses on a degraded propellant.</p> <p>The first data obtained from the model grains exceeded expectations. These model grains were made to determine if the microscopic reaction sites could be artificially produced in propellant formulations similar to those in which the microscopic reaction sites were discovered. Small grains were cast and put in storage at various temperatures. When the models were sampled, reaction sites of two basic types were observed in various stages of development. Thus another microscopic procedure is available for interpreting chemical changes during grain aging.</p> <p>Thin-layer chromatography of ethylene dichloride soluble fractions from degraded propellant showed that at least three different materials are present.</p>		

DD FORM 1473  
1 JAN 64

UNCLASSIFIED  
Security Classification

14. KEY WORDS	LINK A		LINK B		LINK C	
	ROLE	WT	ROLE	WT	ROLE	WT
Grain Aging Propellant Aging Microscopic Techniques Hawk Aging Polyurethane Aging Polaris Aging Minuteman Ignitor Propellant Aging Aging Reaction Sites Accelerated Aging Thin-layer Chromatography Applied to Propellant Aging						

**INSTRUCTIONS**

**1. ORIGINATING ACTIVITY:** Enter the name and address of the contractor, subcontractor, grantee, Department of Defense activity or other organization (*corporate author*) issuing the report.

**2a. REPORT SECURITY CLASSIFICATION:** Enter the overall security classification of the report. Indicate whether "Restricted Data" is included. Marking is to be in accordance with appropriate security regulations.

**2b. GROUP:** Automatic downgrading is specified in DoD Directive 5200.10 and Armed Forces Industrial Manual. Enter the group number. Also, when applicable, show that optional markings have been used for Group 3 and Group 4 as authorized.

**3. REPORT TITLE:** Enter the complete report title in all capital letters. Titles in all cases should be unclassified. If a meaningful title cannot be selected without classification, show title classification in all capitals in parenthesis immediately following the title.

**4. DESCRIPTIVE NOTES:** If appropriate, enter the type of report, e.g., interim, progress, summary, annual, or final. Give the inclusive dates when a specific reporting period is covered.

**5. AUTHOR(S):** Enter the name(s) of author(s) as shown on or in the report. Enter last name, first name, middle initial. If military, show rank and branch of service. The name of the principal author is an absolute minimum requirement.

**6. REPORT DATE:** Enter the date of the report as day, month, year, or month, year. If more than one date appears on the report, use date of publication.

**7a. TOTAL NUMBER OF PAGES:** The total page count should follow normal pagination procedures, i.e., enter the number of pages containing information.

**7b. NUMBER OF REFERENCES:** Enter the total number of references cited in the report.

**8a. CONTRACT OR GRANT NUMBER:** If appropriate, enter the applicable number of the contract or grant under which the report was written.

**8b, 8c, & 8d. PROJECT NUMBER:** Enter the appropriate military department identification, such as project number, subproject number, system numbers, task number, etc.

**9a. ORIGINATOR'S REPORT NUMBER(S):** Enter the official report number by which the document will be identified and controlled by the originating activity. This number must be unique to this report.

**9b. OTHER REPORT NUMBER(S):** If the report has been assigned any other report numbers (*either by the originator or by the sponsor*), also enter this number(s).

**10. AVAILABILITY/LIMITATION NOTICES:** Enter any limitations on further dissemination of the report, other than those

imposed by security classification, using standard statements such as:

- (1) "Qualified requesters may obtain copies of this report from DDC."
- (2) "Foreign announcement and dissemination of this report by DDC is not authorized."
- (3) "U. S. Government agencies may obtain copies of this report directly from DDC. Other qualified DDC users shall request through \_\_\_\_\_."
- (4) "U. S. military agencies may obtain copies of this report directly from DDC. Other qualified users shall request through \_\_\_\_\_."
- (5) "All distribution of this report is controlled. Qualified DDC users shall request through \_\_\_\_\_."

If the report has been furnished to the Office of Technical Services, Department of Commerce, for sale to the public, indicate this fact and enter the price, if known.

**11. SUPPLEMENTARY NOTES:** Use for additional explanatory notes.

**12. SPONSORING MILITARY ACTIVITY:** Enter the name of the departmental project office or laboratory sponsoring (*paying for*) the research and development. Include address.

**13. ABSTRACT:** Enter an abstract giving a brief and factual summary of the document indicative of the report, even though it may also appear elsewhere in the body of the technical report. If additional space is required, a continuation sheet shall be attached.

It is highly desirable that the abstract of classified reports be unclassified. Each paragraph of the abstract shall end with an indication of the military security classification of the information in the paragraph, represented as (TS), (S), (C), or (U).

There is no limitation on the length of the abstract. However, the suggested length is from 150 to 225 words.

**14. KEY WORDS:** Key words are technically meaningful terms or short phrases that characterize a report and may be used as index entries for cataloging the report. Key words must be selected so that no security classification is required. Identifiers, such as equipment model designation, trade name, military project code name, geographic location, may be used as key words but will be followed by an indication of technical content. The assignment of links, rules, and weights is optional.