

UNCLASSIFIED

AD NUMBER
AD825263
NEW LIMITATION CHANGE
TO Approved for public release, distribution unlimited
FROM Distribution authorized to U.S. Gov't. agencies and their contractors; Critical Technology; NOV 1967. Other requests shall be referred to Air Force Materials Lab., Wright-Patterson AFB, OH 45433.
AUTHORITY
AFSC USAF ltr, 2 Mar 1972

THIS PAGE IS UNCLASSIFIED

~~AD825263~~

AD825263

**MECHANICAL-PROPERTY DATA
HM21A MAGNESIUM**

Sheet (-T81)

Issued by

Air Force Materials Laboratory
Research and Technology Division
Air Force Systems Command
Wright-Patterson Air Force Base, Ohio

November, 1967

Prepared by

Battelle Memorial Institute
Columbus Laboratories
Columbus, Ohio 43201

F33615-67-C-1292

STATEMENT #2 UNCLASSIFIED

DDC
REFORMED
JAN 19 1968
RECEIVED
B

This document is subject to special export controls and each transmittal to foreign governments or foreign nations is made only with prior approval of

Materials Application Div.
W. P. AFB, Ohio

This data sheet was prepared by Battelle Memorial Institute under Contract F33615-67-C-1292. The contract was initiated under Project No. 7381, "Materials Application", Task No. 738106, "Design Information Development". The major objectives of this program are to evaluate newly developed structural materials of potential Air Force weapons-system interest and then to provide data-sheet-type presentations of mechanical data. The program was assigned to the Structural Materials Engineering Division at Battelle under the supervision of Mr. Walter S. Hyler. Project engineer was Mr. Omar Deel. The program was administered under the direction of the Air Force Materials Laboratory, Air Force Systems Command, Wright-Patterson Air Force Base, Ohio, by Mr. Marvin Knight, project engineer.

Notices

When Government drawings, specifications, or other data are used for any purpose other than in connection with a definitely related Government procurement operation, the United States Government thereby incurs no responsibility nor any obligation whatsoever; and the fact that the government may have formulated, furnished, or in any way supplied the said drawings, specifications, or other data, is not to be regarded by implication or otherwise as in any manner licensing the holder or any other person or corporation, or conveying any rights or permission to manufacture, use, or sell any patented invention that may be in any way related thereto.

Qualified requesters may obtain copies of this data sheet from the Defense Document Center, Washington, D. C.

This document is subject to special export controls and each transmittal to foreign governments or foreign nationals may be made only with the prior approval of the Materials Application Division (MAAM), AFML, Wright-Patterson Air Force Base, Ohio.

17 STRUCTURAL MATERIALS DIV. AFML, WRIGHT-PATTERSON AIR FORCE BASE, OHIO	RECEIVED BY NAME _____ TITLE _____ ORGANIZATION _____ ADDRESS _____ CITY _____ STATE _____ ZIP _____ PHONE _____ FAX _____ E-MAIL _____ COMMENTS _____
--	---

HM21A

This alloy is one of a fairly recently developed series of heat-treatable magnesium alloys containing thorium and manganese as hardeners. It is intended primarily for service from 500 to about 800 F, where it is superior from a strength standpoint to the other magnesium alloys available in sheet and plate form.

This alloy can be welded and need not be stress relieved to prevent stress corrosion. It should be noted that HM21A in the -T81 temper is strain-rate sensitive.

The nominal composition of HM21A is as follows: 2.0 thorium, 0.80 manganese, other impurities to total not more than 0.30.

/ 1

HM21A Data(a)

Condition: T81

Thickness: 0.160-Inch Sheet

Properties	Temperature, F			
	RT	300	500	700
<u>Tension</u>				
F _{tu} (longitudinal), ksi	35.1	26.5	20.9	11.1
F _{tu} (transverse), ksi	36.5	26.1	21.0	12.9
F _{ty} (longitudinal), ksi	28.8	24.2	19.5	10.2
F _{ty} (transverse), ksi	27.5	22.8	18.9	11.6
e _t (longitudinal), percent in 2 in.	6.2	13.0	12.0	42.2
e _t (transverse), percent in 2 in.	15.8	21.7	13.3	34.2
E _t (longitudinal), 10 ⁶ psi	5.83	5.76	5.38	4.10
E _t (transverse), 10 ⁶ psi	6.05	5.84	5.26	4.58
<u>Compression</u>				
F _{cy} (longitudinal), ksi	23.2	21.7	19.0	11.8
F _{cy} (transverse), ksi	23.3	21.2	19.3	11.9
E _c (longitudinal), 10 ⁶ psi	6.43	6.12	5.97	4.91
E _c (transverse), 10 ⁶ psi	6.67	6.20	5.91	4.04
<u>Shear(b)</u>				
F _{su} (longitudinal), ksi	27.2	U	U	U
F _{su} (transverse), ksi	27.5	U	U	U
<u>Impact (V-notch Charpy)</u>	U(c)	U	U	U
<u>Fracture Toughness, K_{IC}, ksi √in.</u>	U(d)	U	U	U

Properties	Temperature, F			
	RT	300	500	700

Axial Fatigue (transverse)(e)

Unnotched, R = 0.1

10 ³ cycles, ksi	32.2	32.2	27.0	U
10 ⁵ cycles, ksi	27.2	23.7	23.0	U
10 ⁷ cycles, ksi	18.0	14.4	13.5	U

Notched (K_t = 3.0), R = 0.1

10 ³ cycles, ksi	25.5	22.8	22.5	U
10 ⁵ cycles, ksi	12.5	11.2	11.2	U
10 ⁷ cycles, ksi	9.2	5.0	4.5	U

Creep (transverse)

0.2% plastic deformation

100 hr, ksi	NA	21.4	22.2	3.1
-------------	----	------	------	-----

0.2% elastic deformation

1000 hr, ksi	NA	20.2	11.0	10.2
--------------	----	------	------	------

Stress Rupture (transverse)

Rupture 100 hr, ksi	NA	22.9	15.5	3.9
Rupture 1000 hr, ksi	NA	22.4	15.5	2.5

Stress Corrosion

50% F _{ty} , 100 hr max	No cracks(f)	U	U	U
----------------------------------	--------------	---	---	---

Coefficient of Thermal Expansion(g)

12.2 x 10⁻⁶ in./in./F (68-212 F)
 13.8 x 10⁻⁶ in./in./F (68-392 F)

Density(g) 0.064 lb/in.³

- (a) Data are average of duplicate tests conducted at Battelle under the subject's control. Unless otherwise indicated, fatigue, creep, and stress rupture values are from data curves generated using a product number of 10-14.
- (b) Single-shear shear type specimen, full thickness.
- (c) U, unavailable; NA, not applicable.
- (d) Single-edge-notched (3 x 12 in.) tensile specimen. No porosity detected. Locations of surface cracks were measured to the nearest modulus marked by ASTM STP 610 and proved to be in the 20% zone.
- (e) "R" represents the algebraic ratio of the minimum stress to the maximum stress in one cycle, based on S_{min}/S_{max}. "K_t" represents the Neuber-Petermann theoretical stress concentration factor.
- (f) Three-point bend test. Alternate immersion in 10% percent NaCl. No cracks observed.
- (g) Values from References (1) and (2).

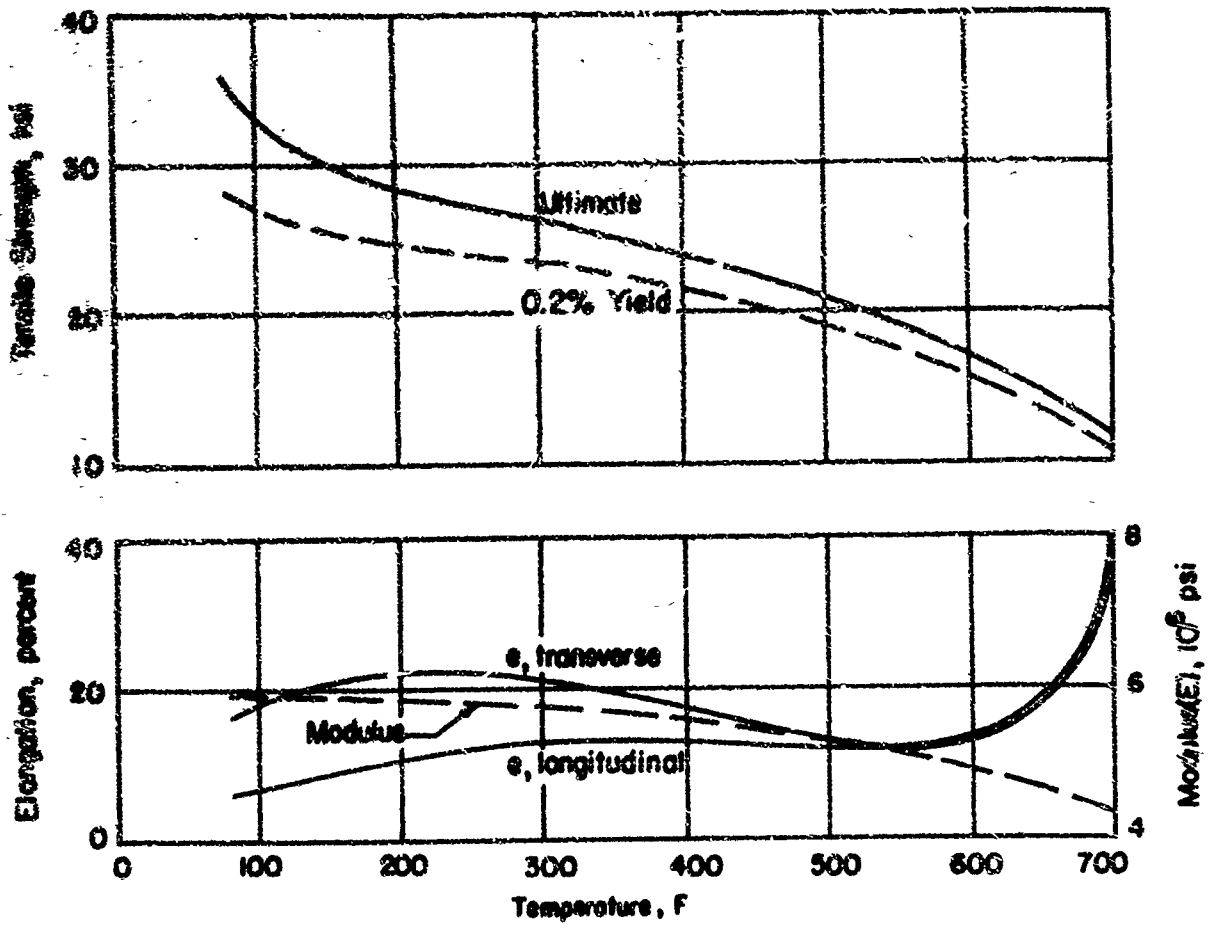


FIGURE 1. EFFECT OF TEMPERATURE ON THE TENSILE PROPERTIES OF HM21A-T81 MAGNESIUM SHEET

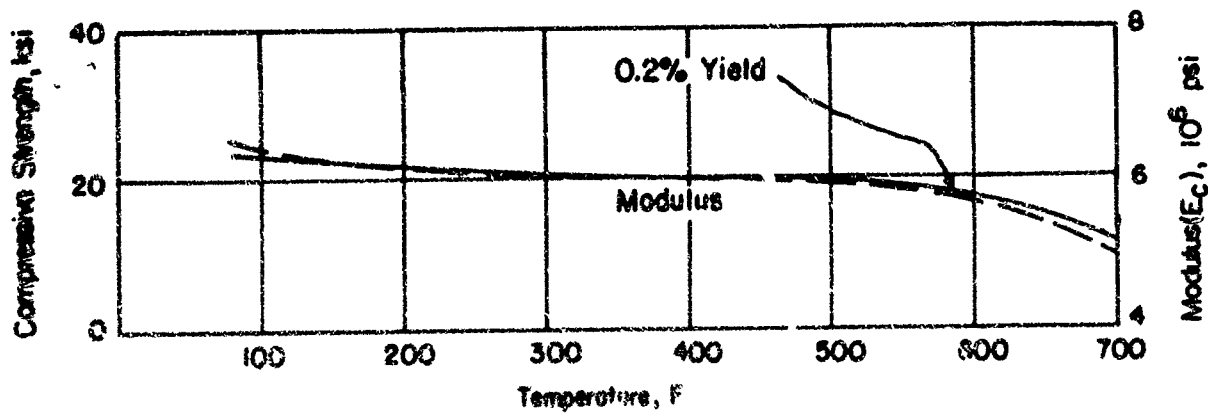


FIGURE 2. EFFECT OF TEMPERATURE ON THE COMPRESSIVE PROPERTIES OF HM21A-T81 MAGNESIUM SHEET

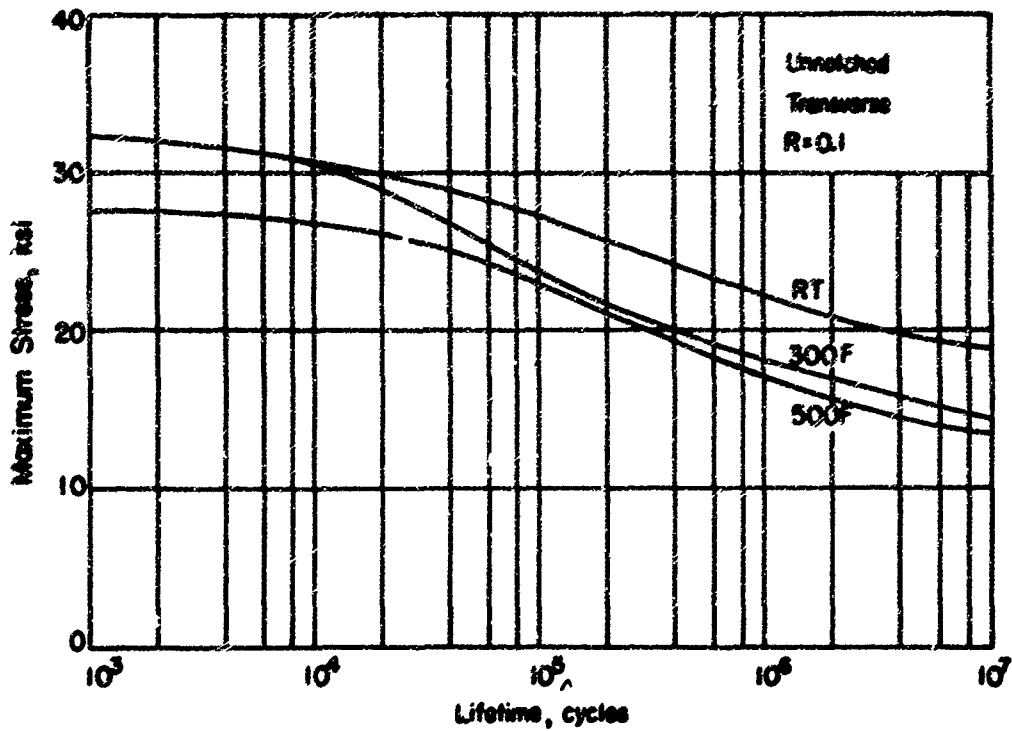


FIGURE 3. AXIAL-LOAD FATIGUE RESULTS FOR HM21A-T81 MAGNESIUM SHEET

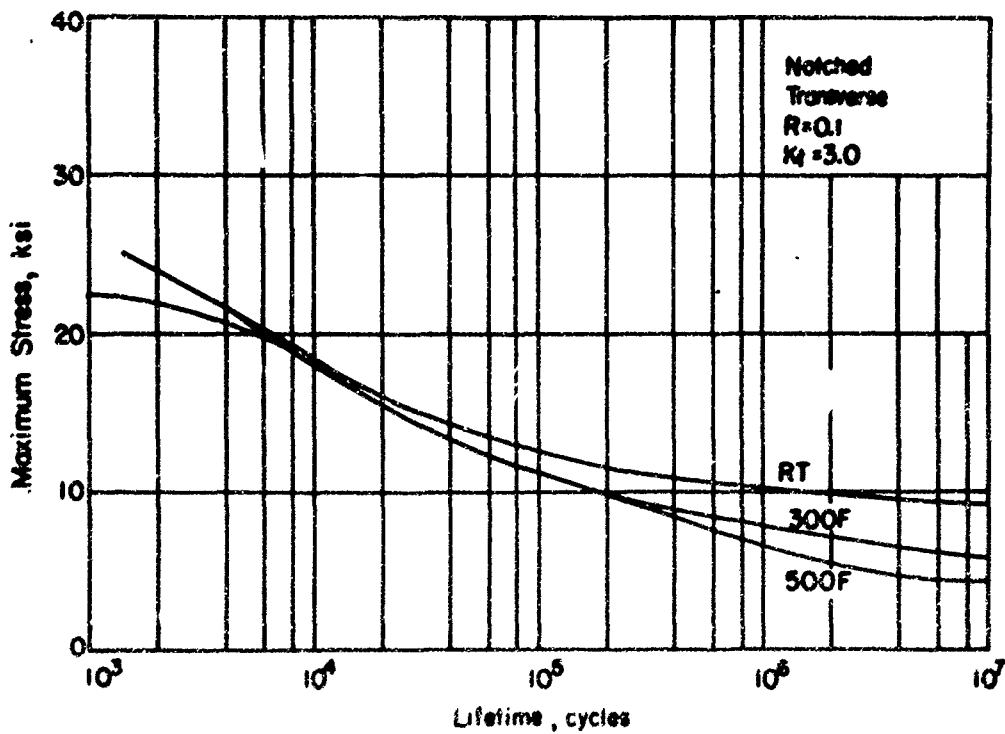


FIGURE 4. AXIAL-LOAD FATIGUE RESULTS FOR NOTCHED ($K_t = 3.0$) HM21A-T81 MAGNESIUM SHEET

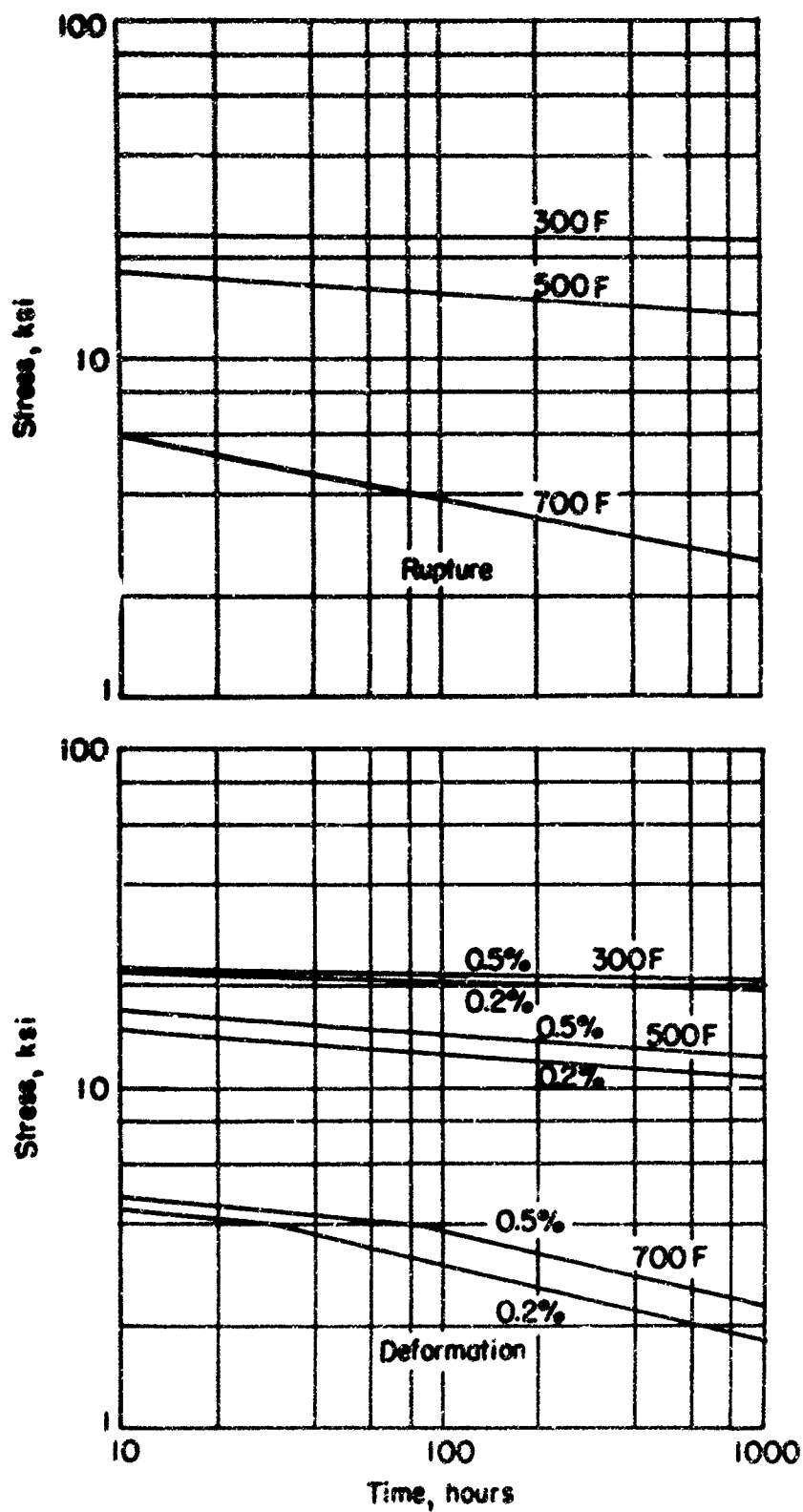


FIGURE 5. STRESS-RUPTURE AND PLASTIC DEFORMATION CURVES FOR HM21A-T81 MAGNESIUM SHEET AT THREE TEMPERATURES

REFERENCES

- (1) MIL-HDBK-5A, "Metallic Materials and Elements for Aerospace Vehicle Structures" (February 8, 1966), Change Notice 2.
- (2) "Aerospace Structural Metals Handbook", ASD-TDR 63-741, Vol. II, prepared by Syracuse University Research Institute.