

UNCLASSIFIED

AD NUMBER

AD869253

LIMITATION CHANGES

TO:

Approved for public release; distribution is unlimited.

FROM:

Distribution authorized to DoD only; Administrative/Operational Use; APR 1970. Other requests shall be referred to Office of Naval Research, Arlington, VA 22203.

AUTHORITY

ONR ltr 29 Aug 1973

THIS PAGE IS UNCLASSIFIED

CG FILE COPY

AD 869253

L

Each transmittal of this document outside the Department of Defense must have prior approval of Physiological Psychology Programs, Code 454, Office of Naval Research.

Walter D. C. 20 260

BioTechnology, Inc.

APPENDIX A

Marine Corps Medical Evacuation Procedures in Vietnam

Physiological Psychology Programs
Office of Naval Research
Washington, D.C.

Contract No N00014-70-C-0065
Work Unit No. NR 145-260

BIOTECHNOLOGY, INC.
 PREPARED FOR OFFICE OF NAVAL RESEARCH
 TIME ANALYSIS OF MEDIVAC MISSIONS
 FREQUENCY DISTRIBUTIONS

EMERGENCY
 TIME FROM BATTALIONS CALL TO DASC TO DASC'S CALL

INTERVAL	FREQUENCY	PERCENT	CUMULATIVE FREQUENCY	CUMULATIVE PERCENT
66.00 TO 70.00	1	0.31	326	100.00
61.00 TO 65.00	0	0.0	325	99.69
56.00 TO 60.00	2	0.61	325	99.69
51.00 TO 55.00	1	0.31	323	99.08
46.00 TO 50.00	0	0.0	322	98.77
41.00 TO 45.00	1	0.31	322	98.77
36.00 TO 40.00	2	0.61	321	98.47
31.00 TO 35.00	1	0.31	319	97.85
26.00 TO 30.00	3	0.92	318	97.55
21.00 TO 25.00	4	1.23	315	96.63
16.00 TO 20.00	4	1.23	311	95.40
11.00 TO 15.00	16	4.91	307	94.17
6.00 TO 10.00	25	7.67	291	89.26
1.00 TO 5.00	266	81.60	266	81.60
NUMBER OF CASES FOR THIS ANALYSIS	326		MEAN	5.42
NUMBER OF CASES NOT ANSWERING	527		STANDARD DEVIATION	8.70
CASES OUT OF RANGE(1.0 - 90.0)	7		STANDARD ERROR OF THE MEAN	0.48
HIGHEST OBSERVED VALUE	70.00		SIGMA OF STANDARD SCORE	1.00
LOWEST OBSERVED VALUE	1.00		MEAN OF STANDARD SCORE	0.0

BIOTECHNOLOGY, INC.
 PREPARED FOR OFFICE OF NAVAL RESEARCH
 TIME ANALYSIS OF MEDIVAC MISSIONS
 FREQUENCY DISTRIBUTIONS

EMERGENCY
 MISSIONS CALL TO DASC TO DASC'S CALL TO MAG

PERCENT	CUMULATIVE FREQUENCY	CUMULATIVE PERCENT	MIDPOINT PERCENTILE RANK	STANDARD SCORE
0.31	326	100.00	99	7.25
0.0	325	99.69	99	6.68
0.61	325	99.69	99	6.10
0.31	323	99.08	98	5.53
0.0	322	98.77	98	4.95
0.31	322	98.77	98	4.38
0.61	321	98.47	98	3.80
0.31	319	97.85	97	3.23
0.92	318	97.55	97	2.65
1.23	315	96.63	96	2.08
1.23	311	95.40	94	1.50
4.91	307	94.17	91	0.93
7.67	291	89.26	85	0.35
81.60	266	81.60	40	-0.22
	MEAN	5.42	Q3	5.10
	STANDARD DEVIATION	8.70	MEDIAN	3.56
	STANDARD ERROR OF THE MEAN	0.48	Q1	2.03
	SIGMA OF STANDARD SCORE	1.00	Q	1.53
	MEAN OF STANDARD SCORE	0.0		

BIOTECHNOLOGY, INC.
 PREPARED FOR OFFICE OF NAVAL RESEARCH
 TIME ANALYSIS OF MEDIVAC MISSIONS
 FREQUENCY DISTRIBUTIONS

EMERGENCY
 TIME FROM BATTALIONS CALL TO DASC TO DASC'S CALL

266	*													
259	*													
252	*													
245	*													
238	*													
231	*													
224	*													
217	*													
210	*													
203	*													
196	*													
189	*													
182	*													
175	*													
168	*													
161	*													
154	*													
147	*													
140	*													
133	*													
126	*													
119	*													
112	*													
105	*													
98	*													
91	*													
84	*													
77	*													
70	*													
63	*													
56	*													
49	*													
42	*													
35	*													
28	*													
21	*	*												
14	*	*	*											
7	*	*	*	*										
FREQUENCY	266	25	16	4	4	3	1	2	1	0	1	2	0	1
INTERVAL	1	2	3	4	5	6	7	8	9	10	11	12	13	14
	1.	1.00 -		5.00		6.	26.00 -		30.00		11.	51.00 -		55.00
	2.	6.00 -		10.00		7.	31.00 -		35.00		12.	56.00 -		60.00
	3.	11.00 -		15.00		8.	36.00 -		40.00		13.	61.00 -		65.00
	4.	16.00 -		20.00		9.	41.00 -		45.00		14.	66.00 -		70.00
	5.	21.00 -		25.00		10.	46.00 -		50.00					

BIOTECHNOLOGY, INC.
PREPARED FOR OFFICE OF NAVAL RESEARCH
TIME ANALYSIS OF MEDIVAC MISSIONS
FREQUENCY DISTRIBUTIONS

EMERGENCY
TIME FROM BATTALIONS CALL TO DASC TO DASC'S CALL TO MAG

4	3	1	2	1	0	1	2	0	1
5	6	7	8	9	10	11	12	13	14
.00	6.	26.00 -	30.00	11.	51.00 -	55.00			
.00	7.	31.00 -	35.00	12.	56.00 -	60.00			
.00	8.	36.00 -	40.00	13.	61.00 -	65.00			
.00	9.	41.00 -	45.00	14.	66.00 -	70.00			
.00	10.	46.00 -	50.00						

BIOTECHNOLOGY, INC.
 PREPARED FOR OFFICE OF NAVAL RESEARCH
 TIME ANALYSIS OF MEDIVAC MISSIONS
 FREQUENCY DISTRIBUTIONS

PRIORITY
 TIME FROM BATTALIONS CALL TO DASC TO DASC'S CALL T

INTERVAL	FREQUENCY	PERCENT	CUMULATIVE FREQUENCY	CUMULATIVE PERCENT
81.00 TO 85.00	1	0.56	180	100.00
76.00 TO 80.00	1	0.56	179	99.44
71.00 TO 75.00	0	0.0	178	98.89
66.00 TO 70.00	1	0.56	178	98.89
61.00 TO 65.00	0	0.0	177	98.33
56.00 TO 60.00	1	0.56	177	98.33
51.00 TO 55.00	2	1.11	176	97.78
46.00 TO 50.00	0	0.0	174	96.67
41.00 TO 45.00	2	1.11	174	96.67
36.00 TO 40.00	1	0.56	172	95.56
31.00 TO 35.00	3	1.67	171	95.00
26.00 TO 30.00	2	1.11	168	93.33
21.00 TO 25.00	4	2.22	166	92.22
16.00 TO 20.00	7	3.89	162	90.00
11.00 TO 15.00	8	4.44	155	86.11
6.00 TO 10.00	23	12.78	147	81.67
1.00 TO 5.00	124	68.89	124	68.89
NUMBER OF CASES FOR THIS ANALYSIS		180	MEAN	8.64
NUMBER OF CASES NOT ANSWERING		464	STANDARD DEVIATION	13.68
CASES OUT OF RANGE(1.0 - 90.0)		24	STANDARD ERROR OF THE MEAN	1.02
HIGHEST OBSERVED VALUE		85.00	SIGMA OF STANDARD SCORE	1.00
LOWEST OBSERVED VALUE		1.00	MEAN OF STANDARD SCORE	0.0

BIOTECHNOLOGY, INC.
 REPORT FOR OFFICE OF NAVAL RESEARCH
 ANALYSIS OF MEDIVAC MISSIONS
 FREQUENCY DISTRIBUTIONS

PRIORITY
 MISSIONS CALL TO DASC TO DASC'S CALL TO MAG

CENT	CUMULATIVE FREQUENCY	CUMULATIVE PERCENT	MIDPOINT PERCENTILE RANK	STANDARD SCORE
.56	180	100.00	99	5.47
.56	179	99.44	99	5.11
.0	178	98.89	98	4.74
.56	178	98.89	98	4.37
.0	177	98.33	98	4.01
.56	177	98.33	98	3.64
.11	176	97.78	97	3.28
.0	174	96.67	96	2.91
.11	174	96.67	96	2.55
.56	172	95.56	95	2.18
.67	171	95.00	94	1.82
.11	168	93.33	92	1.45
.22	166	92.22	91	1.09
.89	162	90.00	88	0.72
.44	155	86.11	83	0.36
.78	147	81.67	75	-0.01
.89	124	68.89	34	-0.38
	MEAN	8.64	Q3	7.89
	STANDARD DEVIATION	13.68	MEDIAN	4.13
	STANDARD ERROR OF THE MEAN	1.02	Q1	2.31
	SIGMA OF STANDARD SCORE	1.00	Q	2.79
	MEAN OF STANDARD SCORE	0.0		

BIOTECHNOLOGY, INC.
 PREPARED FOR OFFICE OF NAVAL RESEARCH
 TIME ANALYSIS OF MEDIVAC MISSIONS
 FREQUENCY DISTRIBUTIONS

PRIORITY
 TIME FROM BATTALIONS CALL TO DASC TO DASC'S CALL TO

124	*														
120	*														
116	*														
112	*														
108	*														
104	*														
100	*														
96	*														
92	*														
88	*														
84	*														
80	*														
76	*														
72	*														
68	*														
64	*														
60	*														
56	*														
52	*														
48	*														
44	*														
40	*														
36	*														
32	*														
28	*														
24	*														
20	*	*													
16	*	*													
12	*	*	*												
8	*	*	*	*											
4	*	*	*	*	*										
FREQUENCY	124	23	8	7	4	2	3	1	2	0	2	1	0	1	0
INTERVAL	1	2	3	4	5	6	7	8	9	10	11	12	13	14	15
	1.	1.00 -		5.00		6.	26.00 -		30.00		11.	51.00 -		55.00	
	2.	6.00 -		10.00		7.	31.00 -		35.00		12.	56.00 -		60.00	
	3.	11.00 -		15.00		8.	36.00 -		40.00		13.	61.00 -		65.00	
	4.	16.00 -		20.00		9.	41.00 -		45.00		14.	66.00 -		70.00	
	5.	21.00 -		25.00		10.	46.00 -		50.00		15.	71.00 -		75.00	

BIOTECHNOLOGY, INC.
REPORT FOR OFFICE OF NAVAL RESEARCH
ANALYSIS OF MEDIVAC MISSIONS
FREQUENCY DISTRIBUTIONS

PRIORITY
ALIONS CALL TO DASC TO DASC'S CALL TO MAG

2	0	2	1	0	1	0	1	1
9	10	11	12	13	14	15	16	17
30.00	11.	51.00 -	55.00	16.	76.00 -	80.00		
35.00	12.	56.00 -	60.00	17.	81.00 -	85.00		
40.00	13.	61.00 -	65.00					
45.00	14.	66.00 -	70.00					
50.00	15.	71.00 -	75.00					

BIOTECHNOLOGY, INC.
 PREPARED FOR OFFICE OF NAVAL RESEARCH
 TIME ANALYSIS OF MEDIVAC MISSIONS
 FREQUENCY DISTRIBUTIONS

ROUTINE
 TIME FROM BATTALIONS CALL TO DASC TO DASC'S CALL T

INTERVAL		FREQUENCY	PERCENT	CUMULATIVE FREQUENCY	CUMULATIVE PERCENT
76.00 TO	80.00	1	1.82	55	100.00
71.00 TO	75.00	1	1.82	54	98.18
66.00 TO	70.00	0	0.0	53	96.36
61.00 TO	65.00	0	0.0	53	96.36
56.00 TO	60.00	0	0.0	53	96.36
51.00 TO	55.00	0	0.0	53	96.36
46.00 TO	50.00	1	1.82	53	96.36
41.00 TO	45.00	2	3.64	52	94.55
36.00 TO	40.00	3	5.45	50	90.91
31.00 TO	35.00	2	3.64	47	85.45
26.00 TO	30.00	0	0.0	45	81.82
21.00 TO	25.00	0	0.0	45	81.82
16.00 TO	20.00	3	5.45	45	81.82
11.00 TO	15.00	2	3.64	42	76.36
6.00 TO	10.00	11	20.00	40	72.73
1.00 TO	5.00	29	52.73	29	52.73
NUMBER OF CASES FOR THIS ANALYSIS		55		MEAN	13.09
NUMBER OF CASES NOT ANSWERING		231		STANDARD DEVIATION	17.74
CASES OUT OF RANGE (1.0 - 90.0)		20		STANDARD ERROR OF THE MEAN	2.39
HIGHEST OBSERVED VALUE		80.00		SIGMA OF STANDARD SCORE	1.00
LOWEST OBSERVED VALUE		1.00		MEAN OF STANDARD SCORE	0.0

BIOTECHNOLOGY, INC.
 PREPARED FOR OFFICE OF NAVAL RESEARCH
 TIME ANALYSIS OF MEDIVAC MISSIONS
 FREQUENCY DISTRIBUTIONS

ROUTINE

FROM BATTALIONS CALL TO DASC TO DASC'S CALL TO MAG

PERCENT	CUMULATIVE FREQUENCY	CUMULATIVE PERCENT	MIDPOINT PERCENTILE RANK	STANDARD SCORE
1.82	55	100.00	99	3.69
1.82	54	98.18	97	3.41
0.0	53	96.36	96	3.12
0.0	53	96.36	96	2.84
0.0	53	96.36	96	2.56
0.0	53	96.36	96	2.28
1.82	53	96.36	95	2.00
3.64	52	94.55	92	1.71
5.45	50	90.91	88	1.43
3.64	47	85.45	83	1.15
0.0	45	81.82	81	0.87
0.0	45	81.82	81	0.59
5.45	45	81.82	79	0.30
3.64	42	76.36	74	0.02
20.00	40	72.73	62	-0.26
52.73	29	52.73	26	-0.54
	MEAN	13.09	Q3	13.62
	STANDARD DEVIATION	17.74	MEDIAN	5.24
	STANDARD ERROR OF THE MEAN	2.39	Q1	2.87
	SIGMA OF STANDARD SCORE	1.00	0	5.38
	MEAN OF STANDARD SCORE	0.0		

BIOTECHNOLOGY, INC.
 PREPARED FOR OFFICE OF NAVAL RESEARCH
 TIME ANALYSIS OF MEDIVAC MISSIONS
 FREQUENCY DISTRIBUTIONS

ROUTINE
 TIME FROM BATTALIONS CALL TO DASC TO DASC'S CALL

31																
30																
29	*															
28	*															
27	*															
26	*															
25	*															
24	*															
23	*															
22	*															
21	*															
20	*															
19	*															
18	*															
17	*															
16	*															
15	*															
14	*															
13	*															
12	*															
11	*	*														
10	*	*														
9	*	*														
8	*	*														
7	*	*														
6	*	*														
5	*	*														
4	*	*														
3	*	*		*				*								
2	*	*	*	*				*	*	*						
1	*	*	*	*				*	*	*	*					*
FREQUENCY	29	11	2	3	0	0	2	3	2	1	0	0	0	0	0	1
INTERVAL	1	2	3	4	5	6	7	8	9	10	11	12	13	14	15	
	1.	1.00 -		5.00		6.	26.00 -		30.00		11.	51.00 -		55.00		
	2.	6.00 -		10.00		7.	31.00 -		35.00		12.	56.00 -		60.00		
	3.	11.00 -		15.00		8.	36.00 -		40.00		13.	61.00 -		65.00		
	4.	16.00 -		20.00		9.	41.00 -		45.00		14.	66.00 -		70.00		
	5.	21.00 -		25.00		10.	46.00 -		50.00		15.	71.00 -		75.00		

BIOTECHNOLOGY, INC.
ED FOR OFFICE OF NAVAL RESEARCH
ANALYSIS OF MEDIVAC MISSIONS
FREQUENCY DISTRIBUTIONS

ROUTINE
LIONS CALL TO DASC TO DASC'S CALL TO MAG

*	*					*	*
2	1	0	0	0	0	1	1
9	10	11	12	13	14	15	16
30.00	11.	51.00 -	55.00	16.	76.00 -	80.00	
35.00	12.	56.00 -	60.00				
40.00	13.	61.00 -	65.00				
45.00	14.	66.00 -	70.00				
50.00	15.	71.00 -	75.00				

BIOTECHNOLOGY, INC.
 PREPARED FOR OFFICE OF NAVAL RESEARCH
 TIME ANALYSIS OF MEDIVAC MISSIONS
 FREQUENCY DISTRIBUTIONS

EMERGENCY
 TIME FROM DASC'S CALL TO MAG TO MAG'S CALL TO SQUAD

INTERVAL	FREQUENCY	PERCENT	CUMULATIVE FREQUENCY	CUMULATIVE PERCENT
16.00 TO 20.00	1	4.76	21	100.00
11.00 TO 15.00	1	4.76	20	95.24
6.00 TO 10.00	6	28.57	19	90.48
1.00 TO 5.00	13	61.90	13	61.90

NUMBER OF CASES FOR THIS ANALYSIS	21	MEAN	5.90
NUMBER OF CASES NOT ANSWERING	835	STANDARD DEVIATION	4.53
CASES OUT OF RANGE(1.0 - 90.0)	4	STANDARD ERROR OF THE MEAN	0.99
HIGHEST OBSERVED VALUE	18.00	SIGMA OF STANDARD SCORE	1.00
LOWEST OBSERVED VALUE	1.00	MEAN OF STANDARD SCORE	0.0

BIOTECHNOLOGY, INC.
 FOR OFFICE OF NAVAL RESEARCH
 ANALYSIS OF MEDIVAC MISSIONS
 FREQUENCY DISTRIBUTIONS

EMERGENCY
 CALL TO MAG TO MAG'S CALL TO SQUADRON

POINT	CUMULATIVE FREQUENCY	CUMULATIVE PERCENT	MIDPOINT PERCENTILE RANK	STANDARD SCORE
16	21	100.00	97	2.78
16	20	95.24	92	1.67
17	19	90.48	76	0.57
10	13	61.90	30	-0.53
	MEAN	5.90	Q3	7.79
	STANDARD DEVIATION	4.53	MEDIAN	4.54
	STANDARD ERROR OF THE MEAN	0.99	Q1	2.52
	SIGMA OF STANDARD SCORE	1.00	Q	2.64
	MEAN OF STANDARD SCORE	0.0		

BIOTECHNOLOGY, INC.
 PREPARED FOR OFFICE OF NAVAL RESEARCH
 TIME ANALYSIS OF MEDIVAC MISSIONS
 FREQUENCY DISTRIBUTIONS

EMERGENCY
 TIME FROM DASC'S CALL TO MAG TO MAG'S CALL TO SQUADRON

31				
30				
29				
28				
27				
26				
25				
24				
23				
22				
21				
20				
19				
18				
17				
16				
15				
14				
13	*			
12	*			
11	*			
10	*			
9	*			
8	*			
7	*			
6	*	*		
5	*	*		
4	*	*		
3	*	*		
2	*	*		
1	*	*	*	*

FREQUENCY	13	6	1	1
INTERVAL	1	2	3	4
	1.	1.00 -	5.00	
	2.	6.00 -	10.00	
	3.	11.00 -	15.00	
	4.	16.00 -	20.00	

BIOTECHNOLOGY, INC.
 PREPARED FOR OFFICE OF NAVAL RESEARCH
 TIME ANALYSIS OF MEDIVAC MISSIONS
 FREQUENCY DISTRIBUTIONS

PRIORITY
 TIME FROM DASC'S CALL TO MAG TO MAG'S CALL TO SQUAD

INTERVAL	FREQUENCY	PERCENT	CUMULATIVE FREQUENCY	CUMULATIVE PERCENT
36.00 TO 40.00	1	9.09	11	100.00
31.00 TO 35.00	0	0.0	10	90.91
26.00 TO 30.00	0	0.0	10	90.91
21.00 TO 25.00	0	0.0	10	90.91
16.00 TO 20.00	0	0.0	10	90.91
11.00 TO 15.00	1	9.09	10	90.91
6.00 TO 10.00	2	18.18	9	81.82
1.00 TO 5.00	7	63.64	7	63.64
NUMBER OF CASES FOR THIS ANALYSIS	11		MEAN	8.55
NUMBER OF CASES NOT ANSWERING	656		STANDARD DEVIATION	10.72
CASES OUT OF RANGE (1.0 - 90.0)	1		STANDARD ERROR OF THE MEAN	3.23
HIGHEST OBSERVED VALUE	40.00		SIGMA OF STANDARD SCORE	1.00
LOWEST OBSERVED VALUE	1.00		MEAN OF STANDARD SCORE	0.0

BIOTECHNOLOGY, INC.
 PREPARED FOR OFFICE OF NAVAL RESEARCH
 TIME ANALYSIS OF MEDIVAC MISSIONS
 FREQUENCY DISTRIBUTIONS

PRIORITY

DASC'S CALL TO MAG TO MAG'S CALL TO SQUADRON

PERCENT	CUMULATIVE FREQUENCY	CUMULATIVE PERCENT	MIDPOINT PERCENTILE RANK	STANDARD SCORE
9.09	11	100.00	95	2.79
0.0	10	90.91	90	2.33
0.0	10	90.91	90	1.86
0.0	10	90.91	90	1.39
0.0	10	90.91	90	0.93
9.09	10	90.91	86	0.46
18.18	9	81.82	72	-0.00
63.64	7	63.64	31	-0.47
	MEAN	8.55	Q3	8.62
	STANDARD DEVIATION	10.72	MEDIAN	4.43
	STANDARD ERROR OF THE MEAN	3.23	Q1	2.46
	SIGMA OF STANDARD SCORE	1.00	Q	3.08
	MEAN OF STANDARD SCORE	0.0		

BIOTECHNOLOGY, INC.
 PREPARED FOR OFFICE OF NAVAL RESEARCH
 TIME ANALYSIS OF MEDIVAC MISSIONS
 FREQUENCY DISTRIBUTIONS

PRIORITY
 TIME FROM DASC'S CALL TO MAG TO MAG'S CALL TO SQUADRON

31
30
29
28
27
26
25
24
23
22
21
20
19
18
17
16
15
14
13
12
11
10
9
8
7
6
5
4
3
2
1

	*								
	*								
	*								
	*								
	*								
	*	*							
	*	*	*						*

FREQUENCY 7 2 1 0 0 0 0 1

INTERVAL 1 2 3 4 5 6 7 8

1.	1.00 -	5.00		6.	26.00 -	30.00
2.	6.00 -	10.00		7.	31.00 -	35.00
3.	11.00 -	15.00		8.	36.00 -	40.00
4.	16.00 -	20.00				
5.	21.00 -	25.00				

BIOTECHNOLOGY, INC.
 PREPARED FOR OFFICE OF NAVAL RESEARCH
 TIME ANALYSIS OF MEDIVAC MISSIONS
 FREQUENCY DISTRIBUTIONS

ROUTINE
 TIME FROM DASC'S CALL TO MAG TO MAG'S CALL TO SQUAD

INTERVAL	FREQUENCY	PERCENT	CUMULATIVE FREQUENCY	CUMULATIVE PERCENT
1.00 TO 5.00	1	100.00	1	100.00
NUMBER OF CASES FOR THIS ANALYSIS	1		MEAN	5.00
NUMBER OF CASES NOT ANSWERING	305		STANDARD DEVIATION	0.0
CASES OUT OF RANGE(1.0 - 90.0)	0		STANDARD ERROR OF THE MEAN	0.0
HIGHEST OBSERVED VALUE	5.00		SIGMA OF STANDARD SCORE	1.00
LOWEST OBSERVED VALUE	5.00		MEAN OF STANDARD SCORE	0.0

BIOTECHNOLOGY, INC.
 PREPARED FOR OFFICE OF NAVAL RESEARCH
 TIME ANALYSIS OF MEDIVAC MISSIONS
 FREQUENCY DISTRIBUTIONS

ROUTINE
 SC'S CALL TO MAG TO MAG'S CALL TO SQUADRON

PERCENT	CUMULATIVE FREQUENCY	CUMULATIVE PERCENT	MIDPOINT PERCENTILE RANK	STANDARD SCORE
00.00	1	100.00	50	-1.50
	MEAN	5.00	Q3	4.25
	STANDARD DEVIATION	0.0	MEDIAN	3.00
	STANDARD ERROR OF THE MEAN	0.0	Q1	1.75
	SIGMA OF STANDARD SCORE	1.00	Q	1.25
	MEAN OF STANDARD SCORE	0.0		

BIOTECHNOLOGY, INC.
 PREPARED FOR OFFICE OF NAVAL RESEARCH
 TIME ANALYSIS OF MEDIVAC MISSIONS
 FREQUENCY DISTRIBUTIONS

EMERGENCY
 TIME FROM MAG'S CALL TO SQUADRON TO SQUADRON'S DEPLOYMENT

INTERVAL	FREQUENCY	PERCENT	CUMULATIVE FREQUENCY	CUMULATIVE PERCENT
21.00 TO 25.00	1	2.63	38	100.00
16.00 TO 20.00	0	0.0	37	97.37
11.00 TO 15.00	2	5.26	37	97.37
6.00 TO 10.00	4	10.53	35	92.11
1.00 TO 5.00	31	81.58	31	81.58

NUMBER OF CASES FOR THIS ANALYSIS	38	MEAN	4.08
NUMBER OF CASES NOT ANSWERING	821	STANDARD DEVIATION	5.01
CASES OUT OF RANGE (1.0 - 90.0)	1	STANDARD ERROR OF THE MEAN	0.81
HIGHEST OBSERVED VALUE	25.00	SIGMA OF STANDARD SCORE	1.00
LOWEST OBSERVED VALUE	1.00	MEAN OF STANDARD SCORE	0.0

BIOTECHNOLOGY, INC.
 PREPARED FOR OFFICE OF NAVAL RESEARCH
 TIME ANALYSIS OF MEDIVAC MISSIONS
 FREQUENCY DISTRIBUTIONS

EMERGENCY
 CALL TO SQUADRON TO SQUADRON'S DEPLOYMENT OF HELO

PERCENT	CUMULATIVE FREQUENCY	CUMULATIVE PERCENT	MIDPOINT PERCENTILE RANK	STANDARD SCORE
2.63	38	100.00	98	3.88
0.0	37	97.37	97	2.88
5.26	37	97.37	94	1.88
10.53	35	92.11	86	0.88
81.58	31	81.58	40	-0.12
	MEAN	4.08	Q3	5.10
	STANDARD DEVIATION	5.01	MEDIAN	3.56
	STANDARD ERROR OF THE MEAN	0.81	Q1	2.03
	SIGMA OF STANDARD SCORE	1.00	Q	1.53
	MEAN OF STANDARD SCORE	0.0		

BIOTECHNOLOGY, INC.
 PREPARED FOR OFFICE OF NAVAL RESEARCH
 TIME ANALYSIS OF MEDIVAC MISSIONS
 FREQUENCY DISTRIBUTIONS


EMERGENCY
 TIME FROM MAG'S CALL TO SQUADRON TO SQUADRON'S DEPLOY

31	*				
30	*				
29	*				
28	*				
27	*				
26	*				
25	*				
24	*				
23	*				
22	*				
21	*				
20	*				
19	*				
18	*				
17	*				
16	*				
15	*				
14	*				
13	*				
12	*				
11	*				
10	*				
9	*				
8	*				
7	*				
6	*				
5	*				
4	*	*			
3	*	*			
2	*	*	*		
1	*	*	*		*

FREQUENCY	31	4	2	0	1
INTERVAL	1	2	3	4	5
	1.	1.00 -	5.00		
	2.	6.00 -	10.00		
	3.	11.00 -	15.00		
	4.	16.00 -	20.00		
	5.	21.00 -	25.00		

BIOTECHNOLOGY, INC.
RED FOR OFFICE OF NAVAL RESEARCH
E ANALYSIS OF MEDIVAC MISSIONS
FREQUENCY DISTRIBUTIONS

EMERGENCY
L TO SQUADRON TO SQUADRON'S DEPLOYMENT OF HELO



BIOTECHNOLOGY, INC.
 PREPARED FOR OFFICE OF NAVAL RESEARCH
 TIME ANALYSIS OF MEDIVAC MISSIONS
 FREQUENCY DISTRIBUTIONS

PRIORITY
 TIME FROM MAG'S CALL TO SQUADRON TO SQUADRON'S DEPLOYMENT

INTERVAL	FREQUENCY	PERCENT	CUMULATIVE FREQUENCY	CUMULATIVE PERCENT
51.00 TO 55.00	1	5.88	17	100.00
46.00 TO 50.00	0	0.0	16	94.12
41.00 TO 45.00	0	0.0	16	94.12
36.00 TO 40.00	0	0.0	16	94.12
31.00 TO 35.00	0	0.0	16	94.12
26.00 TO 30.00	0	0.0	16	94.12
21.00 TO 25.00	1	5.88	16	94.12
16.00 TO 20.00	0	0.0	15	88.24
11.00 TO 15.00	2	11.76	15	88.24
6.00 TO 10.00	1	5.88	13	76.47
1.00 TO 5.00	12	70.59	12	70.59
NUMBER OF CASES FOR THIS ANALYSIS		17	MEAN	9.53
NUMBER OF CASES NOT ANSWERING		651	STANDARD DEVIATION	12.83
CASES OUT OF RANGE(1.0 - 90.0)		0	STANDARD ERROR OF THE MEAN	3.11
HIGHEST OBSERVED VALUE		55.00	SIGMA OF STANDARD SCORE	1.00
LOWEST OBSERVED VALUE		1.00	MEAN OF STANDARD SCORE	0.0

BIOTECHNOLOGY, INC.
 ED FOR OFFICE OF NAVAL RESEARCH
 ANALYSIS OF MEDIVAC MISSIONS
 FREQUENCY DISTRIBUTIONS

PRIORITY
 TO SQUADRON TO SQUADRON'S DEPLOYMENT OF HELO

PERCENT	CUMULATIVE FREQUENCY	CUMULATIVE PERCENT	MIDPOINT PERCENTILE RANK	STANDARD SCORE
.88	17	100.00	97	3.43
.0	16	94.12	94	3.04
.0	16	94.12	94	2.65
.0	16	94.12	94	2.26
.0	16	94.12	94	1.87
.0	16	94.12	94	1.48
.88	16	94.12	91	1.09
.0	15	88.24	88	0.70
.76	15	88.24	82	0.31
.88	13	76.47	73	-0.08
.59	12	70.59	35	-0.47
	MEAN	9.53	Q3	9.25
	STANDARD DEVIATION	12.83	MEDIAN	4.04
ANDARD ERROR OF THE MEAN		3.11	Q1	2.27
SIGMA OF STANDARD SCORE		1.00	Q	3.49
MEAN OF STANDARD SCORE		0.0		

BIOTECHNOLOGY, INC.
 PREPARED FOR OFFICE OF NAVAL RESEARCH
 TIME ANALYSIS OF MEDIVAC MISSIONS
 FREQUENCY DISTRIBUTIONS

PRIORITY
 TIME FROM MAG'S CALL TO SQUADRON TO SQUADRON'S DEPLOYMENT

31
30
29
28
27
26
25
24
23
22
21
20
19
18
17
16
15
14
13
12
11
10
9
8
7
6
5
4
3
2
1

* * * * *
 * * * * *
 * * * * *
 * * * * *
 * * * * *
 * * * * *
 * * * * *
 * * * * *
 * * * * *
 * * * * *
 * * * * *
 * * * * *
 * * * * *
 * * * * *
 * * * * *
 * * * * *
 * * * * *
 * * * * *
 * * * * *
 * * * * *

FREQUENCY	12	1	2	0	1	0	0	0	0	0	1
INTERVAL	1	2	3	4	5	6	7	8	9	10	11
1.	1.00 -	5.00	6.	26.00 -	30.00	11.	51.00 -	55.00			
2.	6.00 -	10.00	7.	31.00 -	35.00						
3.	11.00 -	15.00	8.	36.00 -	40.00						
4.	16.00 -	20.00	9.	41.00 -	45.00						
5.	21.00 -	25.00	10.	46.00 -	50.00						

BIOTECHNOLOGY, INC.
REQ FOR OFFICE OF NAVAL RESEARCH
E ANALYSIS OF MEDIVAC MISSIONS
FREQUENCY DISTRIBUTIONS

PRIORITY
L TO SQUADRON TO SQUADRON'S DEPLOYMENT OF HELO

*

0 0 1

9 10 11

30.00 11. 51.00 - 55.00

35.00

40.00

45.00

50.00

BIOTECHNOLOGY, INC.
 PREPARED FOR OFFICE OF NAVAL RESEARCH
 TIME ANALYSIS OF MEDIVAC MISSIONS
 FREQUENCY DISTRIBUTIONS

ROUTINE
 TIME FROM MAG'S CALL TO SQUADRON TO SQUADRON'S DEPLOYMENT

INTERVAL	FREQUENCY	PERCENT	CUMULATIVE FREQUENCY	CUMULATIVE PERCENT
11.00 TO 15.00	1	100.00	1	100.00

NUMBER OF CASES FOR THIS ANALYSIS	1		MEAN	15.00
NUMBER OF CASES NOT ANSWERING	305		STANDARD DEVIATION	0.0
CASES OUT OF RANGE(1.0 - 90.0)	0		STANDARD ERROR OF THE MEAN	0.0
HIGHEST OBSERVED VALUE	15.00		SIGMA OF STANDARD SCORE	1.00
LOWEST OBSERVED VALUE	15.00		MEAN OF STANDARD SCORE	0.0

BIOTECHNOLOGY, INC.
 ED FOR OFFICE OF NAVAL RESEARCH
 ANALYSIS OF MEDIVAC MISSIONS
 FREQUENCY DISTRIBUTIONS

ROUTINE
 TO SQUADRON TO SQUADRON'S DEPLOYMENT OF HELO

EVENT	CUMULATIVE FREQUENCY	CUMULATIVE PERCENT	MIDPOINT PERCENTILE RANK	STANDARD SCORE
00	1	100.00	50	-1.50
	MEAN	15.00	Q3	14.25
	STANDARD DEVIATION	0.0	MEDIAN	13.00
	STANDARD ERROR OF THE MEAN	0.0	Q1	11.75
	SIGMA OF STANDARD SCORE	1.00	Q	1.25
	MEAN OF STANDARD SCORE	0.0		

BIOTECHNOLOGY, INC.
 PREPARED FOR OFFICE OF NAVAL RESEARCH
 TIME ANALYSIS OF MEDIVAC MISSIONS
 FREQUENCY DISTRIBUTIONS

EMERGENCY
 TIME FROM SQUADRON'S DEPLOYMENT OF HELO TO HELO'S CONTACT

INTERVAL	FREQUENCY	PERCENT	CUMULATIVE FREQUENCY	CUMULATIVE PERCENT
86.00 TO 90.00	1	0.14	701	100.00
81.00 TO 85.00	0	0.0	700	99.86
76.00 TO 80.00	0	0.0	700	99.86
71.00 TO 75.00	2	0.29	700	99.86
66.00 TO 70.00	1	0.14	698	99.57
61.00 TO 65.00	1	0.14	697	99.43
56.00 TO 60.00	9	1.28	696	99.29
51.00 TO 55.00	3	0.43	687	98.00
46.00 TO 50.00	6	0.86	684	97.57
41.00 TO 45.00	9	1.28	678	96.72
36.00 TO 40.00	9	1.28	669	95.44
31.00 TO 35.00	21	3.00	660	94.15
26.00 TO 30.00	37	5.28	639	91.16
21.00 TO 25.00	47	6.70	602	85.88
16.00 TO 20.00	78	11.13	555	79.17
11.00 TO 15.00	158	22.54	477	68.05
6.00 TO 10.00	191	27.25	319	45.51
1.00 TO 5.00	128	18.26	128	18.26

NUMBER OF CASES FOR THIS ANALYSIS	701	MEAN	15.96
NUMBER OF CASES NOT ANSWERING	153	STANDARD DEVIATION	12.15
CASES OUT OF RANGE(1.0 - 90.0)	6	STANDARD ERROR OF THE MEAN	0.46
HIGHEST OBSERVED VALUE	90.00	SIGMA OF STANDARD SCORE	1.00
LOWEST OBSERVED VALUE	1.00	MEAN OF STANDARD SCORE	0.0

BIOTECHNOLOGY, INC.
 ED FOR OFFICE OF NAVAL RESEARCH
 ANALYSIS OF MEDIVAC MISSIONS
 FREQUENCY DISTRIBUTIONS

EMERGENCY
 EMPLOYMENT OF HELO TO HELO'S CONTACT WITH GROUND

EMT	CUMULATIVE FREQUENCY	CUMULATIVE PERCENT	MIDPOINT PERCENTILE RANK	STANDARD SCORE
14	701	100.00	99	5.97
0	700	99.86	99	5.56
0	700	99.86	99	5.15
29	700	99.86	99	4.74
14	698	99.57	99	4.33
14	697	99.43	99	3.91
28	696	99.29	98	3.50
43	687	98.00	97	3.09
86	684	97.57	97	2.68
28	678	96.72	96	2.27
28	669	95.44	94	1.86
00	660	94.15	92	1.44
28	639	91.16	88	1.03
70	602	85.88	82	0.62
13	555	79.17	73	0.21
54	477	68.05	56	-0.20
25	319	45.51	31	-0.61
26	128	18.26	9	-1.03
	MEAN	15.96	Q3	18.62
	STANDARD DEVIATION	12.15	MEDIAN	11.50
	STANDARD ERROR OF THE MEAN	0.46	Q1	6.74
	SIGMA OF STANDARD SCORE	1.00	Q	5.94
	MEAN OF STANDARD SCORE	0.0		


BIOTECHNOLOGY, INC.
 PREPARED FOR OFFICE OF NAVAL RESEARCH
 TIME ANALYSIS OF MEDIVAC MISSIONS
 FREQUENCY DISTRIBUTIONS

EMERGENCY
 TIME FROM SQUADRON'S DEPLOYMENT OF HELO TO HELO'S CO

190	*													
185	*													
180	*													
175	*													
170	*													
165	*													
160	*													
155	*	*												
150	*	*	*											
145	*	*	*											
140	*	*	*											
135	*	*	*											
130	*	*	*											
125	*	*	*	*										
120	*	*	*	*	*									
115	*	*	*	*	*									
110	*	*	*	*	*									
105	*	*	*	*	*									
100	*	*	*	*	*									
95	*	*	*	*	*									
90	*	*	*	*	*									
85	*	*	*	*	*									
80	*	*	*	*	*									
75	*	*	*	*	*	*								
70	*	*	*	*	*	*	*							
65	*	*	*	*	*	*	*							
60	*	*	*	*	*	*	*							
55	*	*	*	*	*	*	*							
50	*	*	*	*	*	*	*	*						
45	*	*	*	*	*	*	*	*	*					
40	*	*	*	*	*	*	*	*	*	*				
35	*	*	*	*	*	*	*	*	*	*	*			
30	*	*	*	*	*	*	*	*	*	*	*	*		
25	*	*	*	*	*	*	*	*	*	*	*	*	*	
20	*	*	*	*	*	*	*	*	*	*	*	*	*	*
15	*	*	*	*	*	*	*	*	*	*	*	*	*	*
10	*	*	*	*	*	*	*	*	*	*	*	*	*	*
5	*	*	*	*	*	*	*	*	*	*	*	*	*	*
FREQUENCY	128	191	158	78	47	37	21	9	9	6	3	9	1	1
INTERVAL	1	2	3	4	5	6	7	8	9	10	11	12	13	14
	1.	1.00 -		5.00		6.	26.00 -		30.00		11.	51.00 -		55.00
	2.	6.00 -		10.00		7.	31.00 -		35.00		12.	56.00 -		60.00
	3.	11.00 -		15.00		8.	36.00 -		40.00		13.	61.00 -		65.00
	4.	16.00 -		20.00		9.	41.00 -		45.00		14.	66.00 -		70.00
	5.	21.00 -		25.00		10.	46.00 -		50.00		15.	71.00 -		75.00

BIOTECHNOLOGY, INC.
 REPORT FOR OFFICE OF NAVAL RESEARCH
 ANALYSIS OF MEDIVAC MISSIONS
 FREQUENCY DISTRIBUTIONS

EMERGENCY
 DEPLOYMENT OF HELO TO HELO'S CONTACT WITH GROUND



*	*		*						
9	6	3	9	1	1	2	0	0	1
9	10	11	12	13	14	15	16	17	18
30.00	11.	51.00 -	55.00	16.	76.00 -	80.00			
35.00	12.	56.00 -	60.00	17.	81.00 -	85.00			
40.00	13.	61.00 -	65.00	18.	86.00 -	90.00			
45.00	14.	66.00 -	70.00						
50.00	15.	71.00 -	75.00						

BIOTECHNOLOGY, INC.
 PREPARED FOR OFFICE OF NAVAL RESEARCH
 TIME ANALYSIS OF MEDIVAC MISSIONS
 FREQUENCY DISTRIBUTIONS

PRIORITY
 TIME FROM SQUADRON'S DEPLOYMENT OF HELO TO HELO'S CONT

INTERVAL	FREQUENCY	PERCENT	CUMULATIVE FREQUENCY	CUMULATIVE PERCENT
86.00 TO 90.00	2	0.37	538	100.00
81.00 TO 85.00	1	0.19	536	99.63
76.00 TO 80.00	2	0.37	535	99.44
71.00 TO 75.00	3	0.56	533	99.07
66.00 TO 70.00	2	0.37	530	98.51
61.00 TO 65.00	1	0.19	528	98.14
56.00 TO 60.00	3	0.56	527	97.96
51.00 TO 55.00	6	1.12	524	97.40
46.00 TO 50.00	6	1.12	518	96.28
41.00 TO 45.00	7	1.30	512	95.17
36.00 TO 40.00	12	2.23	505	93.87
31.00 TO 35.00	18	3.35	493	91.64
26.00 TO 30.00	18	3.35	475	88.29
21.00 TO 25.00	32	5.95	457	84.94
16.00 TO 20.00	54	10.04	425	79.00
11.00 TO 15.00	114	21.19	371	68.96
6.00 TO 10.00	144	26.77	257	47.77
1.00 TO 5.00	113	21.00	113	21.00
NUMBER OF CASES FOR THIS ANALYSIS	538		MEAN	16.48
NUMBER OF CASES NOT ANSWERING	118		STANDARD DEVIATION	14.35
CASES OUT OF RANGE(1.0 - 90.0)	12		STANDARD ERROR OF THE MEAN	0.62
HIGHEST OBSERVED VALUE	90.00		SIGMA OF STANDARD SCORE	1.00
LOWEST OBSERVED VALUE	1.00		MEAN OF STANDARD SCORE	0.0

BIOTECHNOLOGY, INC.
 ED FOR OFFICE OF NAVAL RESEARCH
 ANALYSIS OF MEDIVAC MISSIONS
 FREQUENCY DISTRIBUTIONS

PRIORITY
 EMPLOYMENT OF HELO TO HELO'S CONTACT WITH GROUND

EVENT	CUMULATIVE FREQUENCY	CUMULATIVE PERCENT	MIDPOINT PERCENTILE RANK	STANDARD SCORE
37	538	100.00	99	5.02
19	536	99.63	99	4.67
37	535	99.44	99	4.32
56	533	99.07	98	3.97
37	530	98.51	98	3.63
19	528	98.14	98	3.28
56	527	97.96	97	2.93
12	524	97.40	96	2.58
12	518	96.28	95	2.23
30	512	95.17	94	1.88
23	505	93.87	92	1.54
35	493	91.64	89	1.19
35	475	88.29	86	0.84
95	457	84.94	81	0.49
04	425	79.00	73	0.14
19	371	68.96	58	-0.21
77	257	47.77	34	-0.56
00	113	21.00	10	-0.90
	MEAN	16.48	Q3	18.51
	STANDARD DEVIATION	14.35	MEDIAN	11.03
	STANDARD ERROR OF THE MEAN	0.62	Q1	6.25
	SIGMA OF STANDARD SCORE	1.00	Q	6.13
	MEAN OF STANDARD SCORE	0.0		

BIOTECHNOLOGY, INC.
 PREPARED FOR OFFICE OF NAVAL RESEARCH
 TIME ANALYSIS OF MEDIVAC MISSIONS
 FREQUENCY DISTRIBUTIONS

EMERGENCY
 TIME FROM HELO'S CONTACT WITH GROUND TO LAND

INTERVAL	FREQUENCY	PERCENT	CUMULATIVE FREQUENCY	CUMULATIVE PERCENT
71.00 TO 75.00	1	0.14	704	100.00
66.00 TO 70.00	0	0.0	703	99.86
61.00 TO 65.00	0	0.0	703	99.86
56.00 TO 60.00	0	0.0	703	99.86
51.00 TO 55.00	0	0.0	703	99.86
46.00 TO 50.00	2	0.28	703	99.86
41.00 TO 45.00	1	0.14	701	99.57
36.00 TO 40.00	2	0.28	700	99.43
31.00 TO 35.00	4	0.57	698	99.15
26.00 TO 30.00	10	1.42	694	98.58
21.00 TO 25.00	11	1.56	684	97.16
16.00 TO 20.00	18	2.56	673	95.60
11.00 TO 15.00	48	6.82	655	93.04
6.00 TO 10.00	101	14.35	607	86.22
1.00 TO 5.00	506	71.88	506	71.88

NUMBER OF CASES FOR THIS ANALYSIS	704	MEAN	6.48
NUMBER OF CASES NOT ANSWERING	153	STANDARD DEVIATION	7.27
CASES OUT OF RANGE(1.0 - 90.0)	3	STANDARD ERROR OF THE MEAN	0.27
HIGHEST OBSERVED VALUE	75.00	SIGMA OF STANDARD SCORE	1.00
LOWEST OBSERVED VALUE	1.00	MEAN OF STANDARD SCORE	0.0

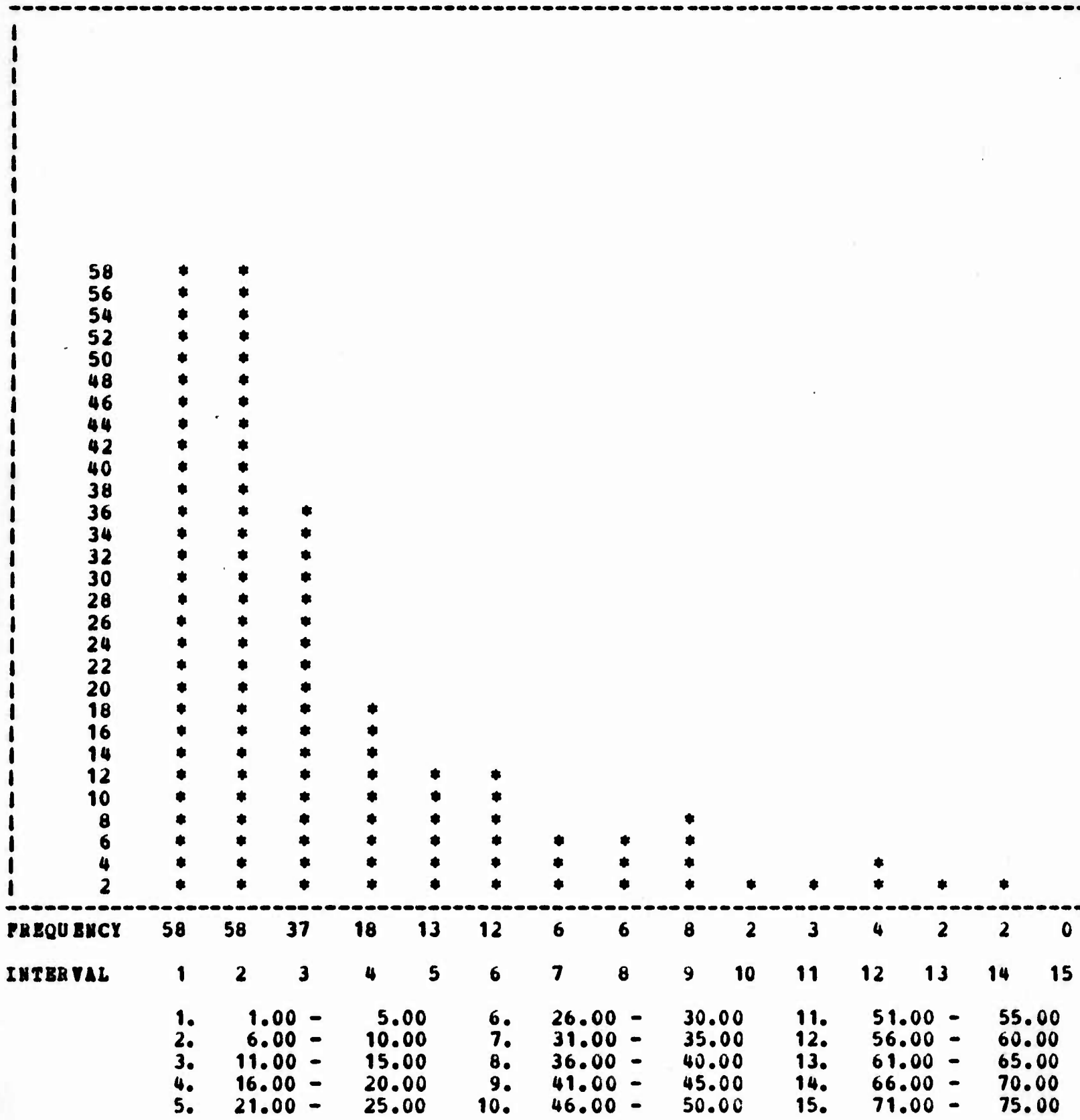
BIOTECHNOLOGY, INC.
 PREPARED FOR OFFICE OF NAVAL RESEARCH
 TIME ANALYSIS OF MEDIVAC MISSIONS
 FREQUENCY DISTRIBUTIONS

EMERGENCY
 E FROM HELO'S CONTACT WITH GROUND TO LANDING

PERCENT	CUMULATIVE FREQUENCY	CUMULATIVE PERCENT	MIDPOINT PERCENTILE RANK	STANDARD SCORE
0.14	704	100.00	99	9.22
0.0	703	99.86	99	8.54
0.0	703	99.86	99	7.85
0.0	703	99.86	99	7.16
0.0	703	99.86	99	6.47
0.28	703	99.86	99	5.78
0.14	701	99.57	99	5.10
0.28	700	99.43	99	4.41
0.57	698	99.15	98	3.72
1.42	694	98.58	97	3.03
1.56	684	97.16	96	2.34
2.56	673	95.60	94	1.65
6.82	655	93.04	89	0.97
14.35	607	86.22	79	0.28
71.88	506	71.88	35	-0.41
	MEAN	6.48	Q3	6.59
	STANDARD DEVIATION	7.27	MEDIAN	3.98
	STANDARD ERROR OF THE MEAN	0.27	Q1	2.24
	SIGMA OF STANDARD SCORE	1.00	Q	2.17
	MEAN OF STANDARD SCORE	0.0		


BIOTECHNOLOGY, INC.
 PREPARED FOR OFFICE OF NAVAL RESEARCH
 TIME ANALYSIS OF MEDIVAC MISSIONS
 FREQUENCY DISTRIBUTIONS

ROUTINE
 TIME FROM SQUADRON'S DEPLOYMENT OF HELO TO HELO'S CONTACT



BIOTECHNOLOGY, INC.
 ED FOR OFFICE OF NAVAL RESEARCH
 ANALYSIS OF MEDIVAC MISSIONS
 FREQUENCY DISTRIBUTIONS

ROUTINE
 EMPLOYMENT OF HELO TO HELO'S CONTACT WITH GROUND



*			*				*		*
*			*	*	*		*		*
*	*	*	*	*	*		*		*
8	2	3	4	2	2	0	4	1	2
9	10	11	12	13	14	15	16	17	18
30.00	11.	51.00 -	55.00				16.	76.00 -	80.00
35.00	12.	56.00 -	60.00				17.	81.00 -	85.00
40.00	13.	61.00 -	65.00				18.	86.00 -	90.00
45.00	14.	66.00 -	70.00						
50.00	15.	71.00 -	75.00						

**BIOTECHNOLOGY, INC.
 PREPARED FOR OFFICE OF NAVAL RESEARCH
 TIME ANALYSIS OF MEDIVAC MISSIONS
 FREQUENCY DISTRIBUTIONS**

**ROUTINE
 TIME FROM SQUADRON'S DEPLOYMENT OF HELO TO HELO'S CONTACT**

INTERVAL	FREQUENCY	PERCENT	CUMULATIVE FREQUENCY	CUMULATIVE PERCENT
86.00 TO 90.00	2	0.85	236	100.00
81.00 TO 85.00	1	0.42	234	99.15
76.00 TO 80.00	4	1.69	233	98.73
71.00 TO 75.00	0	0.0	229	97.03
66.00 TO 70.00	2	0.85	229	97.03
61.00 TO 65.00	2	0.85	227	96.19
56.00 TO 60.00	4	1.69	225	95.34
51.00 TO 55.00	3	1.27	221	93.64
46.00 TO 50.00	2	0.85	218	92.37
41.00 TO 45.00	8	3.39	216	91.53
36.00 TO 40.00	6	2.54	208	88.14
31.00 TO 35.00	6	2.54	202	85.59
26.00 TO 30.00	12	5.08	196	83.05
21.00 TO 25.00	13	5.51	184	77.97
16.00 TO 20.00	18	7.63	171	72.46
11.00 TO 15.00	37	15.68	153	64.83
6.00 TO 10.00	58	24.58	116	49.15
1.00 TO 5.00	58	24.58	58	24.58

NUMBER OF CASES FOR THIS ANALYSIS	236	MEAN	18.61
NUMBER OF CASES NOT ANSWERING	63	STANDARD DEVIATION	18.47
CASES OUT OF RANGE(1.0 - 90.0)	7	STANDARD ERROR OF THE MEAN	1.20
HIGHEST OBSERVED VALUE	90.00	SIGMA OF STANDARD SCORE	1.00
LOWEST OBSERVED VALUE	1.00	MEAN OF STANDARD SCORE	0.0


BIOTECHNOLOGY, INC.
 FOR OFFICE OF NAVAL RESEARCH
 ANALYSIS OF MEDIVAC MISSIONS
 FREQUENCY DISTRIBUTIONS

ROUTINE
 DEPLOYMENT OF HELO TO HELO'S CONTACT WITH GROUND

PERCENT	CUMULATIVE FREQUENCY	CUMULATIVE PERCENT	MIDPOINT PERCENTILE RANK	STANDARD SCORE
85	236	100.00	99	3.78
42	234	99.15	98	3.51
69	233	98.73	97	3.24
0	229	97.03	97	2.97
85	229	97.03	96	2.70
85	227	96.19	95	2.43
69	225	95.34	94	2.16
27	221	93.64	93	1.89
85	218	92.37	91	1.62
39	216	91.53	89	1.35
54	208	88.14	86	1.08
54	202	85.59	84	0.81
08	196	83.05	80	0.54
51	184	77.97	75	0.26
63	171	72.46	68	-0.01
68	153	64.83	56	-0.28
58	116	49.15	36	-0.55
58	58	24.58	12	-0.82
	MEAN	18.61	Q3	22.81
	STANDARD DEVIATION	18.47	MEDIAN	10.77
	STANDARD ERROR OF THE MEAN	1.20	Q1	5.59
	SIGMA OF STANDARD SCORE	1.00	Q	8.61
	MEAN OF STANDARD SCORE	0.0		

BIOTECHNOLOGY, INC.
 PREPARED FOR OFFICE OF NAVAL RESEARCH
 TIME ANALYSIS OF MEDIVAC MISSIONS
 FREQUENCY DISTRIBUTIONS


PRIORITY
 TIME FROM SQUADRON'S DEPLOYMENT OF HELO TO HELO'S CONTACT



FREQUENCY	113	144	114	54	32	18	18	12	7	6	6	3	1	2	3
INTERVAL	1	2	3	4	5	6	7	8	9	10	11	12	13	14	15
	1.	1.00 -		5.00		6.	26.00 -		30.00		11.	51.00 -		55.00	
	2.	6.00 -		10.00		7.	31.00 -		35.00		12.	56.00 -		60.00	
	3.	11.00 -		15.00		8.	36.00 -		40.00		13.	61.00 -		65.00	
	4.	16.00 -		20.00		9.	41.00 -		45.00		14.	66.00 -		70.00	
	5.	21.00 -		25.00		10.	46.00 -		50.00		15.	71.00 -		75.00	

BIOTECHNOLOGY, INC.
 REPORT FOR OFFICE OF NAVAL RESEARCH
 ANALYSIS OF MEDIVAC MISSIONS
 FREQUENCY DISTRIBUTIONS

PRIORITY
 DEPLOYMENT OF HELO TO HELO'S CONTACT WITH GROUND



*	*	*							
7	6	6	3	1	2	3	2	1	2
9	10	11	12	13	14	15	16	17	18
30.00	11.	51.00	-	55.00	16.	76.00	-	80.00	
35.00	12.	56.00	-	60.00	17.	81.00	-	85.00	
40.00	13.	61.00	-	65.00	18.	86.00	-	90.00	
45.00	14.	66.00	-	70.00					
50.00	15.	71.00	-	75.00					

BIOTECHNOLOGY, INC.
 PREPARED FOR OFFICE OF NAVAL RESEARCH
 TIME ANALYSIS OF MEDIVAC MISSIONS
 FREQUENCY DISTRIBUTIONS

EMERGENCY
 TIME FROM HELO'S CONTACT WITH GROUND TO LANDING

494	*														
481	*														
468	*														
455	*														
442	*														
429	*														
416	*														
403	*														
390	*														
377	*														
364	*														
351	*														
338	*														
325	*														
312	*														
299	*														
286	*														
273	*														
260	*														
247	*														
234	*														
221	*														
208	*														
195	*														
182	*														
169	*														
156	*														
143	*														
130	*														
117	*														
104	*														
91	*	*													
78	*	*													
65	*	*													
52	*	*													
39	*	*	*												
26	*	*	*	*											
13	*	*	*	*	*										

FREQUENCY	506	101	48	18	11	10	4	2	1	2	0	0	0	0	1
INTERVAL	1	2	3	4	5	6	7	8	9	10	11	12	13	14	15
	1.	1.00 -	5.00	6.	26.00 -	30.00	11.	51.00 -	55.00						
	2.	6.00 -	10.00	7.	31.00 -	35.00	12.	56.00 -	60.00						
	3.	11.00 -	15.00	8.	36.00 -	40.00	13.	61.00 -	65.00						
	4.	16.00 -	20.00	9.	41.00 -	45.00	14.	66.00 -	70.00						
	5.	21.00 -	25.00	10.	46.00 -	50.00	15.	71.00 -	75.00						

BIOTECHNOLOGY, INC.
 PREPARED FOR OFFICE OF NAVAL RESEARCH
 TIME ANALYSIS OF MEDIVAC MISSIONS
 FREQUENCY DISTRIBUTIONS

PRIORITY
 TIME FROM HELO'S CONTACT WITH GROUND TO LA

INTERVAL	FREQUENCY	PERCENT	CUMULATIVE FREQUENCY	CUMULATIVE PERCENT
51.00 TO 55.00	2	0.35	568	100.00
46.00 TO 50.00	0	0.0	566	99.64
41.00 TO 45.00	1	0.18	566	99.64
36.00 TO 40.00	1	0.18	565	99.46
31.00 TO 35.00	0	0.0	564	99.30
26.00 TO 30.00	3	0.53	564	99.30
21.00 TO 25.00	3	0.53	561	98.77
16.00 TO 20.00	6	1.06	558	98.24
11.00 TO 15.00	20	3.52	552	97.11
6.00 TO 10.00	73	12.85	532	93.60
1.00 TO 5.00	459	80.81	459	80.81
NUMBER OF CASES FOR THIS ANALYSIS		568	MEAN 5.0	
NUMBER OF CASES NOT ANSWERING		95	STANDARD DEVIATION 5.5	
CASES OUT OF RANGE(1.0 - 90.0)		5	STANDARD ERROR OF THE MEAN 0.2	
HIGHEST OBSERVED VALUE		55.00	SIGMA OF STANDARD SCORE 1.0	
LOWEST OBSERVED VALUE		1.00	MEAN OF STANDARD SCORE 0.0	

BIOTECHNOLOGY, INC.
 REPORT FOR OFFICE OF NAVAL RESEARCH
 ANALYSIS OF MEDIVAC MISSIONS
 FREQUENCY DISTRIBUTIONS

PRIORITY
 HELICOPTER'S CONTACT WITH GROUND TO LANDING

CENT	CUMULATIVE FREQUENCY	CUMULATIVE PERCENT	MIDPOINT PERCENTILE RANK	STANDARD SCORE
.35	568	100.00	99	8.81
.0	566	99.65	99	7.90
.18	566	99.65	99	7.00
.18	565	99.47	99	6.09
.0	564	99.30	99	5.18
.53	564	99.30	99	4.27
.53	561	98.77	98	3.36
.06	558	98.24	97	2.45
.52	552	97.18	95	1.54
.85	532	93.66	87	0.63
.81	459	80.81	40	-0.27
	MEAN	5.01	Q3	5.14
	STANDARD DEVIATION	5.50	MEDIAN	3.59
	STANDARD ERROR OF THE MEAN	0.23	Q1	2.05
	SIGMA OF STANDARD SCORE	1.00	Q	1.55
	MEAN OF STANDARD SCORE	0.0		

BIOTECHNOLOGY, INC.
 PREPARED FOR OFFICE OF NAVAL RESEARCH
 TIME ANALYSIS OF MEDIVAC MISSIONS
 FREQUENCY DISTRIBUTIONS

PRIORITY
 TIME FROM HELO'S CONTACT WITH GROUND TO LANDING

456	*		
444	*		
432	*		
420	*		
408	*		
396	*		
384	*		
372	*		
360	*		
348	*		
336	*		
324	*		
312	*		
300	*		
288	*		
276	*		
264	*		
252	*		
240	*		
228	*		
216	*		
204	*		
192	*		
180	*		
168	*		
156	*		
144	*		
132	*		
120	*		
108	*		
96	*		
84	*		
72	*	*	
60	*	*	
48	*	*	
36	*	*	
24	*	*	
12	*	*	*

FREQUENCY	459	73	20	6	3	3	0	1	1	0	2
INTERVAL	1	2	3	4	5	6	7	8	9	10	11
	1.	1.00 -		5.00		6.	26.00 -		30.00		11. 51.00 - 55.00
	2.	6.00 -		10.00		7.	31.00 -		35.00		
	3.	11.00 -		15.00		8.	36.00 -		40.00		
	4.	16.00 -		20.00		9.	41.00 -		45.00		
	5.	21.00 -		25.00		10.	46.00 -		50.00		

BIOTECHNOLOGY, INC.
 PREPARED FOR OFFICE OF NAVAL RESEARCH
 TIME ANALYSIS OF MEDIVAC MISSIONS
 FREQUENCY DISTRIBUTIONS

ROUTINE
 TIME FROM HELO'S CONTACT WITH GROUND TO LANDING

INTERVAL	FREQUENCY	PERCENT	CUMULATIVE FREQUENCY	CUMULATIVE PERCENT
26.00 TO 30.00	3	1.20	249	100.00
21.00 TO 25.00	2	0.80	246	98.80
16.00 TO 20.00	3	1.20	244	97.99
11.00 TO 15.00	4	1.61	241	96.79
6.00 TO 10.00	26	10.44	237	95.18
1.00 TO 5.00	211	84.74	211	84.74

NUMBER OF CASES FOR THIS ANALYSIS	249	MEAN	4.37
NUMBER OF CASES NOT ANSWERING	56	STANDARD DEVIATION	4.53
CASES OUT OF RANGE(1.0 - 90.0)	1	STANDARD ERROR OF THE MEAN	0.29
HIGHEST OBSERVED VALUE	30.00	SIGMA OF STANDARD SCORE	1.00
LOWEST OBSERVED VALUE	1.00	MEAN OF STANDARD SCORE	0.0

BIOTECHNOLOGY, INC.
 PREPARED FOR OFFICE OF NAVAL RESEARCH
 TIME ANALYSIS OF MEDIVAC MISSIONS
 FREQUENCY DISTRIBUTIONS

ROUTINE
 FROM HELO'S CONTACT WITH GROUND TO LANDING

PERCENT	CUMULATIVE FREQUENCY	CUMULATIVE PERCENT	MIDPOINT PERCENTILE RANK	STANDARD SCORE
1.20	249	100.00	99	5.33
0.80	246	98.80	98	4.22
1.20	244	97.99	97	3.12
1.61	241	96.79	95	2.02
10.44	237	95.18	89	0.91
84.74	211	84.74	42	-0.19
	MEAN	4.37	Q3	4.93
	STANDARD DEVIATION	4.53	MEDIAN	3.45
	STANDARD ERROR OF THE MEAN	0.29	Q1	1.98
	SIGMA OF STANDARD SCORE	1.00	Q	1.48
	MEAN OF STANDARD SCORE	0.0		

BIOTECHNOLOGY, INC.
 PREPARED FOR OFFICE OF NAVAL RESEARCH
 TIME ANALYSIS OF MEDIVAC MISSIONS
 FREQUENCY DISTRIBUTIONS

ROUTINE
 TIME FROM HELO'S CONTACT WITH GROUND TO LANDING

210	*	
204	*	
198	*	
192	*	
186	*	
180	*	
174	*	
168	*	
162	*	
156	*	
150	*	
144	*	
138	*	
132	*	
126	*	
120	*	
114	*	
108	*	
102	*	
96	*	
90	*	
84	*	
78	*	
72	*	
66	*	
60	*	
54	*	
48	*	
42	*	
36	*	
30	*	
24	*	*
18	*	*
12	*	*
6	*	*

FREQUENCY	211	26	4	3	2	3
INTERVAL	1	2	3	4	5	6
1.	1.00 -			5.00		6. 26.00 - 30.00
2.	6.00 -			10.00		
3.	11.00 -			15.00		
4.	16.00 -			20.00		
5.	21.00 -			25.00		

BIOTECHNOLOGY, INC.
 PREPARED FOR OFFICE OF NAVAL RESEARCH
 TIME ANALYSIS OF MEDIVAC MISSIONS
 FREQUENCY DISTRIBUTIONS

EMERGENCY
 TIME FROM LANDING TO PICK-UP

INTERVAL		FREQUENCY	PERCENT	CUMULATIVE FREQUENCY	CUMULATIVE PERCENT
26.00 TO	30.00	1	0.13	741	100.00
21.00 TO	25.00	2	0.27	740	99.87
16.00 TO	20.00	4	0.54	738	99.60
11.00 TO	15.00	6	0.81	734	99.06
6.00 TO	10.00	22	2.97	728	98.25
1.00 TO	5.00	706	95.28	706	95.28

NUMBER OF CASES FOR THIS ANALYSIS	741	MEAN	2.18
NUMBER OF CASES NOT ANSWERING	118	STANDARD DEVIATION	2.87
CASES OUT OF RANGE(1.0 - 90.0)	1	STANDARD ERROR OF THE MEAN	0.11
HIGHEST OBSERVED VALUE	30.00	SIGMA OF STANDARD SCORE	1.00
LOWEST OBSERVED VALUE	1.00	MEAN OF STANDARD SCORE	0.0

BIOTECHNOLOGY, INC.
 PREPARED FOR OFFICE OF NAVAL RESEARCH
 TIME ANALYSIS OF MEDIVAC MISSIONS
 FREQUENCY DISTRIBUTIONS

EMERGENCY
 TIME FROM LANDING TO PICK-UP

PERCENT	CUMULATIVE FREQUENCY	CUMULATIVE PERCENT	MIDPOINT PERCENTILE RANK	STANDARD SCORE
0.13	741	100.00	99	9.18
0.27	740	99.87	99	7.44
0.54	738	99.60	99	5.69
0.81	734	99.06	98	3.95
2.97	728	98.25	96	2.21
95.28	706	95.28	47	0.46
	MEAN	2.18	Q3	4.44
	STANDARD DEVIATION	2.87	MEDIAN	3.12
	STANDARD ERROR OF THE MEAN	0.11	Q1	1.81
	SIGMA OF STANDARD SCORE	1.00	Q	1.31
	MEAN OF STANDARD SCORE	0.0		

BIOTECHNOLOGY, INC.
 PREPARED FOR OFFICE OF NAVAL RESEARCH
 TIME ANALYSIS OF MEDIVAC MISSIONS
 FREQUENCY DISTRIBUTIONS

EMERGENCY
 TIME FROM LANDING TO PICK-UP

702	*						
684	*						
666	*						
648	*						
630	*						
612	*						
594	*						
576	*						
558	*						
540	*						
522	*						
504	*						
486	*						
468	*						
450	*						
432	*						
414	*						
396	*						
378	*						
360	*						
342	*						
324	*						
306	*						
288	*						
270	*						
252	*						
234	*						
216	*						
198	*						
180	*						
162	*						
144	*						
126	*						
108	*						
90	*						
72	*						
54	*						
36	*						
18	*	*					

FREQUENCY	706	22	6	4	2	1		
INTERVAL	1	2	3	4	5	6		
	1.	1.00 -		5.00		6.	26.00 -	30.00
	2.	6.00 -		10.00				
	3.	11.00 -		15.00				
	4.	16.00 -		20.00				
	5.	21.00 -		25.00				

BIOTECHNOLOGY, INC.
 PREPARED FOR OFFICE OF NAVAL RESEARCH
 TIME ANALYSIS OF MEDIVAC MISSIONS
 FREQUENCY DISTRIBUTIONS

PRIORITY
 TIME FROM LANDING TO PICK-UP

INTERVAL		FREQUENCY	PERCENT	CUMULATIVE FREQUENCY	CUMULATIVE PERCENT
36.00 TO	40.00	1	0.17	598	100.00
31.00 TO	35.00	0	0.0	597	99.83
26.00 TO	30.00	0	0.0	597	99.83
21.00 TO	25.00	1	0.17	597	99.83
16.00 TO	20.00	3	0.50	596	99.67
11.00 TO	15.00	4	0.67	593	99.16
6.00 TO	10.00	10	1.67	589	98.49
1.00 TO	5.00	579	96.82	579	96.82
NUMBER OF CASES FOR THIS ANALYSIS		598			MEAN 1.94
NUMBER OF CASES NOT ANSWERING		66			STANDARD DEVIATION 2.82
CASES OUT OF RANGE(1.0 - 90.0)		4			STANDARD ERROR OF THE MEAN 0.12
HIGHEST OBSERVED VALUE		40.00			SIGMA OF STANDARD SCORE 1.00
LOWEST OBSERVED VALUE		1.00			MEAN OF STANDARD SCORE 0.0

BIOTECHNOLOGY, INC.
 ED FOR OFFICE OF NAVAL RESEARCH
 ANALYSIS OF MEDIVAC MISSIONS
 FREQUENCY DISTRIBUTIONS

PRIORITY
 ME FROM LANDING TO PICK-UP

ENT	CUMULATIVE FREQUENCY	CUMULATIVE PERCENT	MIDPOINT PERCENTILE RANK	STANDARD SCORE
17	598	100.00	99	12.98
0	597	99.83	99	11.20
0	597	99.83	99	9.43
17	597	99.83	99	7.65
50	596	99.67	99	5.88
67	593	99.16	98	4.10
67	589	98.49	97	2.33
82	579	96.82	48	0.55
	MEAN	1.94	Q3	4.37
	STANDARD DEVIATION	2.82	MEDIAN	3.08
	STANDARD ERROR OF THE MEAN	0.12	Q1	1.79
	SIGMA OF STANDARD SCORE	1.00	Q	1.29
	MEAN OF STANDARD SCORE	0.0		

BIOTECHNOLOGY, INC.
 PREPARED FOR OFFICE OF NAVAL RESEARCH
 TIME ANALYSIS OF MEDIVAC MISSIONS
 FREQUENCY DISTRIBUTIONS

PRIORITY
 TIME FROM LANDING TO PICK-UP

570 *
 555 *
 540 *
 525 *
 510 *
 495 *
 480 *
 465 *
 450 *
 435 *
 420 *
 405 *
 390 *
 375 *
 360 *
 345 *
 330 *
 315 *
 300 *
 285 *
 270 *
 255 *
 240 *
 225 *
 210 *
 195 *
 180 *
 165 *
 150 *
 135 *
 120 *
 105 *
 90 *
 75 *
 60 *
 45 *
 30 *
 15 *

FREQUENCY	579	10	4	3	1	0	0	1
INTERVAL	1	2	3	4	5	6	7	8
1.	1.00 -			5.00		6.	26.00 -	30.00
2.	6.00 -			10.00		7.	31.00 -	35.00
3.	11.00 -			15.00		8.	36.00 -	40.00
4.	16.00 -			20.00				
5.	21.00 -			25.00				

BIOTECHNOLOGY, INC.
 PREPARED FOR OFFICE OF NAVAL RESEARCH
 TIME ANALYSIS OF MEDIVAC MISSIONS
 FREQUENCY DISTRIBUTIONS

ROUTINE
 TIME FROM LANDING TO PICK-UP

INTERVAL	FREQUENCY	PERCENT	CUMULATIVE FREQUENCY	CUMULATI PERCENT
56.00 TO 60.00	1	0.39	257	100.00
51.00 TO 55.00	0	0.0	256	99.61
46.00 TO 50.00	0	0.0	256	99.61
41.00 TO 45.00	0	0.0	256	99.61
36.00 TO 40.00	0	0.0	256	99.61
31.00 TO 35.00	0	0.0	256	99.61
26.00 TO 30.00	1	0.39	256	99.61
21.00 TO 25.00	1	0.39	255	99.22
16.00 TO 20.00	1	0.39	254	98.83
11.00 TO 15.00	2	0.78	253	98.44
6.00 TO 10.00	2	0.78	251	97.67
1.00 TO 5.00	249	96.89	249	96.89

NUMBER OF CASES FOR THIS ANALYSIS	257	MEAN	2.05
NUMBER OF CASES NOT ANSWERING	48	STANDARD DEVIATION	4.66
CASES OUT OF RANGE(1.0 - 90.0)	1	STANDARD ERROR OF THE MEAN	0.29
HIGHEST OBSERVED VALUE	60.00	SIGMA OF STANDARD SCORE	1.00
LOWEST OBSERVED VALUE	1.00	MEAN OF STANDARD SCORE	0.0

BIOTECHNOLOGY, INC.
 ED FOR OFFICE OF NAVAL RESEARCH
 ANALYSIS OF MEDIVAC MISSIONS
 FREQUENCY DISTRIBUTIONS

ROUTINE
 ME FROM LANDING TO PICK-UP

ENT	CUMULATIVE FREQUENCY	CUMULATIVE PERCENT	MIDPOINT PERCENTILE RANK	STANDARD SCORE
39	257	100.00	99	12.12
0	256	99.61	99	11.05
0	256	99.61	99	9.97
0	256	99.61	99	8.90
0	256	99.61	99	7.82
0	256	99.61	99	6.75
39	256	99.61	99	5.68
39	255	99.22	99	4.60
39	254	98.83	98	3.53
78	253	98.44	98	2.46
78	251	97.67	97	1.38
89	249	96.89	48	0.31
	MEAN	2.05	Q3	4.37
	STANDARD DEVIATION	4.66	MEDIAN	3.08
	STANDARD ERROR OF THE MEAN	0.29	Q1	1.79
	SIGMA OF STANDARD SCORE	1.00	Q	1.29
	MEAN OF STANDARD SCORE	0.0		

BIOTECHNOLOGY, INC.
 PREPARED FOR OFFICE OF NAVAL RESEARCH
 TIME ANALYSIS OF MEDIVAC MISSIONS
 FREQUENCY DISTRIBUTIONS

ROUTINE
 TIME FROM LANDING TO PICK-UP

245 *
 238 *
 231 *
 224 *
 217 *
 210 *
 203 *
 196 *
 189 *
 182 *
 175 *
 168 *
 161 *
 154 *
 147 *
 140 *
 133 *
 126 *
 119 *
 112 *
 105 *
 98 *
 91 *
 84 *
 77 *
 70 *
 63 *
 56 *
 49 *
 42 *
 35 *
 28 *
 21 *
 14 *
 7 *

FREQUENCY	249	2	2	1	1	1	0	0	0	0	0	1
INTERVAL	1	2	3	4	5	6	7	8	9	10	11	12
1.	1.00	-	5.00	6.	26.00	-	30.00	11.	51.00	-	55.00	
2.	6.00	-	10.00	7.	31.00	-	35.00	12.	56.00	-	60.00	
3.	11.00	-	15.00	8.	36.00	-	40.00					
4.	16.00	-	20.00	9.	41.00	-	45.00					
5.	21.00	-	25.00	10.	46.00	-	50.00					

BIOTECHNOLOGY, INC.
PREPARED FOR OFFICE OF NAVAL RESEARCH
TIME ANALYSIS OF MEDIVAC MISSIONS
FREQUENCY DISTRIBUTIONS

EMERGENCY
TIME FROM PICK-UP TO DELIVERY

INTERVAL	FREQUENCY	PERCENT	CUMULATIVE FREQUENCY	CUMULATIVE PERCENT
71.00 TO 75.00	1	0.13	761	100.00
66.00 TO 70.00	3	0.39	760	99.87
61.00 TO 65.00	0	0.0	757	99.47
56.00 TO 60.00	2	0.26	757	99.47
51.00 TO 55.00	3	0.39	755	99.21
46.00 TO 50.00	3	0.39	752	98.82
41.00 TO 45.00	5	0.66	749	98.42
36.00 TO 40.00	10	1.31	744	97.77
31.00 TO 35.00	12	1.58	734	96.45
26.00 TO 30.00	25	3.29	722	94.88
21.00 TO 25.00	42	5.52	697	91.59
16.00 TO 20.00	73	9.59	655	86.07
11.00 TO 15.00	183	24.05	582	76.48
6.00 TO 10.00	280	36.79	399	52.43
1.00 TO 5.00	119	15.64	119	15.64
NUMBER OF CASES FOR THIS ANALYSIS	761		MEAN	13.58
NUMBER OF CASES NOT ANSWERING	94		STANDARD DEVIATION	9.70
CASES OUT OF RANGE(1.0 - 90.0)	5		STANDARD ERROR OF THE MEAN	0.35
HIGHEST OBSERVED VALUE	73.00		SIGMA OF STANDARD SCORE	1.00
LOWEST OBSERVED VALUE	1.00		MEAN OF STANDARD SCORE	0.0

BIOTECHNOLOGY, INC.
 PREPARED FOR OFFICE OF NAVAL RESEARCH
 ANALYSIS OF MEDIVAC MISSIONS
 FREQUENCY DISTRIBUTIONS

EMERGENCY
 TIME FROM PICK-UP TO DELIVERY

PERCENT	CUMULATIVE FREQUENCY	CUMULATIVE PERCENT	MIDPOINT PERCENTILE RANK	STANDARD SCORE
0.13	761	100.00	99	6.18
0.39	760	99.87	99	5.66
0.0	757	99.47	99	5.15
0.26	757	99.47	99	4.63
0.39	755	99.21	99	4.12
0.39	752	98.82	98	3.60
0.66	749	98.42	98	3.09
0.31	744	97.77	97	2.57
0.58	734	96.45	95	2.05
0.29	722	94.88	93	1.54
0.52	697	91.59	88	1.02
0.59	655	86.07	81	0.51
0.05	582	76.48	64	-0.01
0.79	399	52.43	34	-0.52
0.64	119	15.64	7	-1.04
	MEAN	13.58	Q3	15.19
	STANDARD DEVIATION	9.70	MEDIAN	10.17
	STANDARD ERROR OF THE MEAN	0.35	Q1	6.77
	SIGMA OF STANDARD SCORE	1.00	Q	4.21
	MEAN OF STANDARD SCORE	0.0		

BIOTECHNOLOGY, INC.
 PREPARED FOR OFFICE OF NAVAL RESEARCH
 TIME ANALYSIS OF MEDIVAC MISSIONS
 FREQUENCY DISTRIBUTIONS

EMERGENCY
 TIME FROM PICK-UP TO DELIVERY

280	*														
273	*														
266	*														
259	*														
252	*														
245	*														
238	*														
231	*														
224	*														
217	*														
210	*														
203	*														
196	*														
189	*														
182	*	*													
175	*	*	*												
168	*	*	*												
161	*	*	*												
154	*	*	*												
147	*	*	*												
140	*	*	*												
133	*	*	*												
126	*	*	*												
119	*	*	*	*											
112	*	*	*	*											
105	*	*	*	*											
98	*	*	*	*											
91	*	*	*	*											
84	*	*	*	*											
77	*	*	*	*											
70	*	*	*	*	*										
63	*	*	*	*	*										
56	*	*	*	*	*										
49	*	*	*	*	*										
42	*	*	*	*	*	*									
35	*	*	*	*	*	*	*								
28	*	*	*	*	*	*	*	*							
21	*	*	*	*	*	*	*	*	*						
14	*	*	*	*	*	*	*	*	*	*					
7	*	*	*	*	*	*	*	*	*	*	*				

FREQUENCY	119	280	183	73	42	25	12	10	5	3	3	2	0	3	1
INTERVAL	1	2	3	4	5	6	7	8	9	10	11	12	13	14	15
1.	1.00	-	5.00	6.	26.00	-	30.00	11.	51.00	-	55.00				
2.	6.00	-	10.00	7.	31.00	-	35.00	12.	56.00	-	60.00				
3.	11.00	-	15.00	8.	36.00	-	40.00	13.	61.00	-	65.00				
4.	16.00	-	20.00	9.	41.00	-	45.00	14.	66.00	-	70.00				
5.	21.00	-	25.00	10.	46.00	-	50.00	15.	71.00	-	75.00				

BIOTECHNOLOGY, INC.
 PREPARED FOR OFFICE OF NAVAL RESEARCH
 TIME ANALYSIS OF MEDIVAC MISSIONS
 FREQUENCY DISTRIBUTIONS

PRIORITY
 TIME FROM PICK-UP TO DELIVERY

INTERVAL	FREQUENCY	PERCENT	CUMULATIVE FREQUENCY	CUMULATIVE PERCENT
76.00 TO 80.00	1	0.16	608	100.00
71.00 TO 75.00	1	0.16	607	99.84
66.00 TO 70.00	1	0.16	606	99.67
61.00 TO 65.00	1	0.16	605	99.51
56.00 TO 60.00	1	0.16	604	99.34
51.00 TO 55.00	3	0.49	603	99.18
46.00 TO 50.00	5	0.82	600	98.68
41.00 TO 45.00	2	0.33	595	97.86
36.00 TO 40.00	3	0.49	593	97.53
31.00 TO 35.00	11	1.81	590	97.04
26.00 TO 30.00	21	3.45	579	95.23
21.00 TO 25.00	35	5.76	558	91.78
16.00 TO 20.00	63	10.36	523	86.02
11.00 TO 15.00	134	22.04	460	75.66
6.00 TO 10.00	201	33.06	326	53.62
1.00 TO 5.00	125	20.56	125	20.56

NUMBER OF CASES FOR THIS ANALYSIS	608	MEAN	13.33
NUMBER OF CASES NOT ANSWERING	55	STANDARD DEVIATION	10.15
CASES OUT OF RANGE(1.0 - 90.0)	5	STANDARD ERROR OF THE MEAN	0.41
HIGHEST OBSERVED VALUE	80.00	SIGMA OF STANDARD SCORE	1.00
LOWEST OBSERVED VALUE	1.00	MEAN OF STANDARD SCORE	0.0

BIOTECHNOLOGY, INC.
 PREPARED FOR OFFICE OF NAVAL RESEARCH
 TIME ANALYSIS OF MEDIVAC MISSIONS
 FREQUENCY DISTRIBUTIONS

PRIORITY
 TIME FROM PICK-UP TO DELIVERY

PERCENT	CUMULATIVE FREQUENCY	CUMULATIVE PERCENT	MIDPOINT PERCENTILE RANK	STANDARD SCORE
0.16	608	100.00	99	6.42
0.16	607	99.84	99	5.93
0.16	606	99.67	99	5.44
0.16	605	99.51	99	4.94
0.16	604	99.34	99	4.45
0.49	603	99.18	98	3.96
0.82	600	98.68	98	3.47
0.33	595	97.86	97	2.97
0.49	593	97.53	97	2.48
1.81	590	97.04	96	1.99
3.45	579	95.23	93	1.49
5.76	558	91.78	88	1.00
10.36	523	86.02	80	0.51
22.04	460	75.66	64	0.02
33.06	326	53.62	37	-0.48
20.56	125	20.56	10	-0.97
	MEAN	13.33	Q3	15.35
	STANDARD DEVIATION	10.15	MEDIAN	9.95
	STANDARD ERROR OF THE MEAN	0.41	Q1	6.17
	SIGMA OF STANDARD SCORE	1.00	Q	4.59
	MEAN OF STANDARD SCORE	0.0		

BIOTECHNOLOGY, INC.
 PREPARED FOR OFFICE OF NAVAL RESEARCH
 TIME ANALYSIS OF MEDIVAC MISSIONS
 FREQUENCY DISTRIBUTIONS

PRIORITY
 TIME FROM PICK-UP TO DELIVERY

198	*															
192	*															
186	*															
180	*															
174	*															
168	*															
162	*															
156	*															
150	*															
144	*															
138	*															
132	*		*													
126	*		*													
120	*	*	*	*												
114	*	*	*	*												
108	*	*	*	*												
102	*	*	*	*												
96	*	*	*	*												
90	*	*	*	*												
84	*	*	*	*												
78	*	*	*	*												
72	*	*	*	*												
66	*	*	*	*												
60	*	*	*	*	*											
54	*	*	*	*	*											
48	*	*	*	*	*											
42	*	*	*	*	*											
36	*	*	*	*	*											
30	*	*	*	*	*	*										
24	*	*	*	*	*	*	*									
18	*	*	*	*	*	*	*	*								
12	*	*	*	*	*	*	*	*	*							
6	*	*	*	*	*	*	*	*	*	*						

FREQUENCY	125	201	134	63	35	21	11	3	2	5	3	1	1	1	1
INTERVAL	1	2	3	4	5	6	7	8	9	10	11	12	13	14	15
	1.	1.00 -		5.00		6.	26.00 -		30.00		11.	51.00 -		55.00	
	2.	6.00 -		10.00		7.	31.00 -		35.00		12.	56.00 -		60.00	
	3.	11.00 -		15.00		8.	36.00 -		40.00		13.	61.00 -		65.00	
	4.	16.00 -		20.00		9.	41.00 -		45.00		14.	66.00 -		70.00	
	5.	21.00 -		25.00		10.	46.00 -		50.00		15.	71.00 -		75.00	

BIOTECHNOLOGY, INC.
 ORDERED FOR OFFICE OF NAVAL RESEARCH
 ANALYSIS OF MEDIVAC MISSIONS
 FREQUENCY DISTRIBUTIONS

PRIORITY
 TIME FROM PICK-UP TO DELIVERY

2	5	3	1	1	1	1	1	
9	10	11	12	13	14	15	16	
30.00	11.	51.00	-	55.00	16.	76.00	-	80.00
35.00	12.	56.00	-	60.00				
40.00	13.	61.00	-	65.00				
45.00	14.	66.00	-	70.00				
50.00	15.	71.00	-	75.00				

BIOTECHNOLOGY, INC.
 PREPARED FOR OFFICE OF NAVAL RESEARCH
 TIME ANALYSIS OF MEDIVAC MISSIONS
 FREQUENCY DISTRIBUTIONS

ROUTINE
 TIME FROM PICK-UP TO DELIVERY

INTERVAL	FREQUENCY	PERCENT	CUMULATIVE FREQUENCY	CUMULATIVE PERCENT
71.00 TO 75.00	1	0.37	270	100.00
66.00 TO 70.00	0	0.0	269	99.63
61.00 TO 65.00	0	0.0	269	99.63
56.00 TO 60.00	1	0.37	269	99.63
51.00 TO 55.00	0	0.0	268	99.26
46.00 TO 50.00	2	0.74	268	99.26
41.00 TO 45.00	2	0.74	266	98.52
36.00 TO 40.00	5	1.85	264	97.78
31.00 TO 35.00	4	1.48	259	95.93
26.00 TO 30.00	8	2.96	255	94.44
21.00 TO 25.00	22	8.15	247	91.48
16.00 TO 20.00	28	10.37	225	83.33
11.00 TO 15.00	65	24.07	197	72.96
6.00 TO 10.00	90	33.33	132	48.89
1.00 TO 5.00	42	15.56	42	15.56

NUMBER OF CASES FOR THIS ANALYSIS	270	MEAN	13.96
NUMBER OF CASES NOT ANSWERING	35	STANDARD DEVIATION	9.66
CASES OUT OF RANGE(1.0 - 90.0)	1	STANDARD ERROR OF THE MEAN	0.59
HIGHEST OBSERVED VALUE	71.00	SIGMA OF STANDARD SCORE	1.00
LOWEST OBSERVED VALUE	2.00	MEAN OF STANDARD SCORE	0.0


BIOTECHNOLOGY, INC.
PREPARED FOR OFFICE OF NAVAL RESEARCH
TIME ANALYSIS OF MEDIVAC MISSIONS
FREQUENCY DISTRIBUTIONS

ROUTINE
TIME FROM PICK-UP TO DELIVERY

FREQUENCY	PERCENT	CUMULATIVE FREQUENCY	CUMULATIVE PERCENT	MIDPOINT PERCENTILE RANK	STANDARD SCORE
1	0.37	270	100.00	99	6.16
0	0.0	269	99.63	99	5.65
0	0.0	269	99.63	99	5.13
1	0.37	269	99.63	99	4.61
0	0.0	268	99.26	99	4.09
2	0.74	268	99.26	98	3.58
2	0.74	266	98.52	98	3.06
5	1.85	264	97.78	96	2.54
4	1.48	259	95.93	95	2.02
8	2.96	255	94.44	92	1.51
22	8.15	247	91.48	87	0.99
28	10.37	225	83.33	78	0.47
65	24.07	197	72.96	60	-0.05
90	33.33	132	48.89	32	-0.57
42	15.56	42	15.56	7	-1.08
70		MEAN	13.96	Q3	16.48
35		STANDARD DEVIATION	9.66	MEDIAN	10.73
1		STANDARD ERROR OF THE MEAN	0.59	Q1	6.92
71.00		SIGMA OF STANDARD SCORE	1.00	Q	4.78
2.00		MEAN OF STANDARD SCORE	0.0		

BIOTECHNOLOGY, INC.
 PREPARED FOR OFFICE OF NAVAL RESEARCH
 TIME ANALYSIS OF MEDIVAC MISSIONS
 FREQUENCY DISTRIBUTIONS

ROUTINE
 TIME FROM PICK-UP TO DELIVERY



FREQUENCY	42	90	65	28	22	8	4	5	2	2	0	1	0	0	1		
INTERVAL	1	2	3	4	5	6	7	8	9	10	11	12	13	14	15		
	1.	1.00 -		5.00		6.	26.00 -		30.00		11.	51.00 -		55.00			
		2.	6.00 -		10.00		7.	31.00 -		35.00		12.	56.00 -		60.00		
			3.	11.00 -		15.00		8.	36.00 -		40.00		13.	61.00 -	65.00		
				4.	16.00 -		20.00		9.	41.00 -		45.00		14.	66.00 -	70.00	
					5.	21.00 -		25.00		10.	46.00 -		50.00		15.	71.00 -	75.00

BIOTECHNOLOGY, INC.
 PREPARED FOR OFFICE OF NAVAL RESEARCH
 TIME ANALYSIS OF MEDIVAC MISSIONS
 FREQUENCY DISTRIBUTIONS

EMERGENCY
 TIME FROM SQUADRON'S DEPLOYMENT OF HELO TO DELIVERY

INTERVAL	FREQUENCY	PERCENT	CUMULATIVE FREQUENCY	CUMULATIVE PERCENT
241.00 TO 270.00	1	0.13	750	100.00
211.00 TO 240.00	1	0.13	749	99.87
181.00 TO 210.00	3	0.40	748	99.73
151.00 TO 180.00	1	0.13	745	99.33
121.00 TO 150.00	4	0.53	744	99.20
91.00 TO 120.00	15	2.00	740	98.67
61.00 TO 90.00	61	8.13	725	96.67
31.00 TO 60.00	303	40.40	664	88.53
1.00 TO 30.00	361	48.13	361	48.13

NUMBER OF CASES FOR THIS ANALYSIS	750	MEAN	39.10
NUMBER OF CASES NOT ANSWERING	110	STANDARD DEVIATION	25.53
CASES OUT OF RANGE (1.0 - 540.0)	0	STANDARD ERROR OF THE MEAN	0.93
HIGHEST OBSERVED VALUE	255.00	SIGMA OF STANDARD SCORE	1.00
LOWEST OBSERVED VALUE	6.00	MEAN OF STANDARD SCORE	0.0

BIOTECHNOLOGY, INC.
 ORDERED FOR OFFICE OF NAVAL RESEARCH
 THE ANALYSIS OF MEDIVAC MISSIONS
 FREQUENCY DISTRIBUTIONS

EMERGENCY
 SQUADRON'S DEPLOYMENT OF HELO TO DELIVERY

PERCENT	CUMULATIVE FREQUENCY	CUMULATIVE PERCENT	MIDPOINT PERCENTILE RANK	STANDARD SCORE
.13	750	100.00	99	8.50
.13	749	99.87	99	7.32
.40	748	99.73	99	6.15
.13	745	99.33	99	4.97
.53	744	99.20	98	3.80
.00	740	98.67	97	2.62
.13	725	96.67	92	1.45
.40	664	88.53	68	0.27
.13	361	48.13	24	-0.90
	MEAN	39.10	Q3	50.45
	STANDARD DEVIATION	25.53	MEDIAN	31.89
	STANDARD ERROR OF THE MEAN	0.93	Q1	16.08
	SIGMA OF STANDARD SCORE	1.00	Q	17.18
	MEAN OF STANDARD SCORE	0.0		

BIOTECHNOLOGY, INC.
 PREPARED FOR OFFICE OF NAVAL RESEARCH
 TIME ANALYSIS OF HEDIVAC MISSIONS
 FREQUENCY DISTRIBUTIONS

EMERGENCY
 TIME FROM SQUADRON'S DEPLOYMENT OF HELO TO DELIVER

360	*			
350	*			
340	*			
330	*			
320	*			
310	*			
300	*	*		
290	*	*		
280	*	*		
270	*	*		
260	*	*		
250	*	*		
240	*	*		
230	*	*		
220	*	*		
210	*	*		
200	*	*		
190	*	*		
180	*	*		
170	*	*		
160	*	*		
150	*	*		
140	*	*		
130	*	*		
120	*	*		
110	*	*		
100	*	*		
90	*	*		
80	*	*		
70	*	*		
60	*	*	*	
50	*	*	*	
40	*	*	*	
30	*	*	*	
20	*	*	*	
10	*	*	*	*

FREQUENCY	361	303	61	15	4	1	3	1	1
INTERVAL	1	2	3	4	5	6	7	8	9
	1.	1.00 -	30.00			6.	151.00 -	180.00	
	2.	31.00 -	60.00			7.	181.00 -	210.00	
	3.	61.00 -	90.00			8.	211.00 -	240.00	
	4.	91.00 -	120.00			9.	241.00 -	270.00	
	5.	121.00 -	150.00						

BIOTECHNOLOGY, INC.
 PREPARED FOR OFFICE OF NAVAL RESEARCH
 TIME ANALYSIS OF MEDIVAC MISSIONS
 FREQUENCY DISTRIBUTIONS

PRIORITY
 TIME FROM SQUADRON'S DEPLOYMENT OF HELO TO DELIV

INTERVAL	FREQUENCY	PERCENT	CUMULATIVE FREQUENCY	CUMULATIVE PERCENT
391.00 TO 420.00	1	0.17	587	100.00
361.00 TO 390.00	0	0.0	586	99.83
331.00 TO 360.00	0	0.0	586	99.83
301.00 TO 330.00	0	0.0	586	99.83
271.00 TO 300.00	0	0.0	586	99.83
241.00 TO 270.00	0	0.0	586	99.83
211.00 TO 240.00	0	0.0	586	99.83
181.00 TO 210.00	0	0.0	586	99.83
151.00 TO 180.00	2	0.34	586	99.83
121.00 TO 150.00	7	1.19	584	99.49
91.00 TO 120.00	15	2.56	577	98.30
61.00 TO 90.00	44	7.50	562	95.74
31.00 TO 60.00	211	35.95	518	88.25
1.00 TO 30.00	307	52.30	307	52.30
NUMBER OF CASES FOR THIS ANALYSIS	587		MEAN	38.67
NUMBER OF CASES NOT ANSWERING	80		STANDARD DEVIATION	28.50
CASES OUT OF RANGE(1.0 - 540.0)	1		STANDARD ERROR OF THE MEAN	1.18
HIGHEST OBSERVED VALUE	410.00		SIGMA OF STANDARD SCORE	1.00
LOWEST OBSERVED VALUE	1.00		MEAN OF STANDARD SCORE	0.0

BIOTECHNOLOGY, INC.
 PREPARED FOR OFFICE OF NAVAL RESEARCH
 TIME ANALYSIS OF MEDIVAC MISSIONS
 FREQUENCY DISTRIBUTIONS

PRIORITY
 FROM SQUADRON'S DEPLOYMENT OF HELO TO DELIVERY

PERCENT	CUMULATIVE FREQUENCY	CUMULATIVE PERCENT	MIDPOINT PERCENTILE RANK	STANDARD SCORE
0.17	587	100.00	99	12.89
0.0	586	99.83	99	11.84
0.0	586	99.83	99	10.78
0.0	586	99.83	99	9.73
0.0	586	99.83	99	8.68
0.0	586	99.83	99	7.63
0.0	586	99.83	99	6.57
0.0	586	99.83	99	5.52
0.34	586	99.83	99	4.47
1.19	584	99.49	98	3.42
2.56	577	98.30	97	2.36
7.50	562	95.74	91	1.31
35.95	518	88.25	70	0.26
52.30	307	52.30	26	-0.80
	MEAN	38.67	Q3	49.45
	STANDARD DEVIATION	28.50	MEDIAN	29.18
	STANDARD ERROR OF THE MEAN	1.18	Q1	14.84
	SIGMA OF STANDARD SCORE	1.00	Q	17.30
	MEAN OF STANDARD SCORE	0.0		

BIOTECHNOLOGY, INC.
 PREPARED FOR OFFICE OF NAVAL RESEARCH
 TIME ANALYSIS OF MEDIVAC MISSIONS
 FREQUENCY DISTRIBUTIONS

PRIORITY
 TIME FROM SQUADRON'S DEPLOYMENT OF HELO TO DELIVER

304	*			
296	*			
288	*			
280	*			
272	*			
264	*			
256	*			
248	*			
240	*			
232	*			
224	*			
216	*			
208	*	*		
200	*	*		
192	*	*		
184	*	*		
176	*	*		
168	*	*		
160	*	*		
152	*	*		
144	*	*		
136	*	*		
128	*	*		
120	*	*		
112	*	*		
104	*	*		
96	*	*		
88	*	*		
80	*	*		
72	*	*		
64	*	*		
56	*	*		
48	*	*		
40	*	*	*	
32	*	*	*	
24	*	*	*	
16	*	*	*	
8	*	*	*	*

FREQUENCY	307	211	44	15	7	2	0	0	0	0	0	0	0	1
INTERVAL	1	2	3	4	5	6	7	8	9	10	11	12	13	14
	1.	1.00 -	30.00	6.	151.00 -	180.00	11.	301.00 -	330.00					
	2.	31.00 -	60.00	7.	181.00 -	210.00	12.	331.00 -	360.00					
	3.	61.00 -	90.00	8.	211.00 -	240.00	13.	361.00 -	390.00					
	4.	91.00 -	120.00	9.	241.00 -	270.00	14.	391.00 -	420.00					
	5.	121.00 -	150.00	10.	271.00 -	300.00								

BIOTECHNOLOGY, INC.
 PREPARED FOR OFFICE OF NAVAL RESEARCH
 TIME ANALYSIS OF MEDIVAC MISSIONS
 FREQUENCY DISTRIBUTIONS

ROUTINE
 TIME FROM SQUADRON'S DEPLOYMENT OF HELO TO DELIVER

INTERVAL	FREQUENCY	PERCENT	CUMULATIVE FREQUENCY	CUMULATIVE PERCENT
211.00 TO 240.00	1	0.39	259	100.00
181.00 TO 210.00	2	0.77	258	99.61
151.00 TO 180.00	2	0.77	256	98.84
121.00 TO 150.00	6	2.32	254	98.07
91.00 TO 120.00	9	3.47	248	95.75
61.00 TO 90.00	22	8.49	239	92.28
31.00 TO 60.00	90	34.75	217	83.78
1.00 TO 30.00	127	49.03	127	49.03

NUMBER OF CASES FOR THIS ANALYSIS	259	MEAN	42.58
NUMBER OF CASES NOT ANSWERING	47	STANDARD DEVIATION	33.90
CASES OUT OF RANGE(1.0 - 540.0)	0	STANDARD ERROR OF THE MEAN	2.11
HIGHEST OBSERVED VALUE	235.00	SIGMA OF STANDARD SCORE	1.00
LOWEST OBSERVED VALUE	5.00	MEAN OF STANDARD SCORE	0.0

BIOTECHNOLOGY, INC.
 PREPARED FOR OFFICE OF NAVAL RESEARCH
 THE ANALYSIS OF MEDIVAC MISSIONS
 FREQUENCY DISTRIBUTIONS

ROUTINE
 SQUADRON'S DEPLOYMENT OF HELO TO DELIVERY

PERCENT	CUMULATIVE FREQUENCY	CUMULATIVE PERCENT	MIDPOINT PERCENTILE RANK	STANDARD SCORE
0.39	259	100.00	99	5.41
0.77	258	99.61	99	4.53
0.77	256	98.84	98	3.64
2.32	254	98.07	96	2.76
3.47	248	95.75	94	1.87
8.49	239	92.28	88	0.99
34.75	217	83.78	66	0.10
49.03	127	49.03	24	-0.78
	MEAN	42.58	Q3	52.92
	STANDARD DEVIATION	33.90	MEDIAN	31.33
	STANDARD ERROR OF THE MEAN	2.11	Q1	15.80
	SIGMA OF STANDARD SCORE	1.00	Q	18.56
	MEAN OF STANDARD SCORE	0.0		

BIOTECHNOLOGY, INC.
 PREPARED FOR OFFICE OF NAVAL RESEARCH
 TIME ANALYSIS OF MEDIVAC MISSIONS
 FREQUENCY DISTRIBUTIONS

ROUTINE
 TIME FROM SQUADRON'S DEPLOYMENT OF HELO TO DELIVERY

124	*				
120	*				
116	*				
112	*				
108	*				
104	*				
100	*				
96	*				
92	*				
88	*	*			
84	*	*			
80	*	*			
76	*	*			
72	*	*			
68	*	*			
64	*	*			
60	*	*			
56	*	*			
52	*	*			
48	*	*			
44	*	*			
40	*	*			
36	*	*			
32	*	*			
28	*	*			
24	*	*			
20	*	*	*		
16	*	*	*		
12	*	*	*		
8	*	*	*	*	
4	*	*	*	*	*

FREQUENCY	127	90	22	9	6	2	2	1
-----------	-----	----	----	---	---	---	---	---

INTERVAL	1	2	3	4	5	6	7	8
----------	---	---	---	---	---	---	---	---

1.	1.00	-	30.00	6.	151.00	-	180.00
2.	31.00	-	60.00	7.	181.00	-	210.00
3.	61.00	-	90.00	8.	211.00	-	240.00
4.	91.00	-	120.00				
5.	121.00	-	150.00				

BIOTECHNOLOGY, INC.
 PREPARED FOR OFFICE OF NAVAL RESEARCH
 TIME ANALYSIS OF MEDIVAC MISSIONS
 FREQUENCY DISTRIBUTIONS

ALL MISSIONS
 TIME FROM BATTALIONS CALL TO DASC TO DASC'S CALL TO

INTERVAL	FREQUENCY	PERCENT	CUMULATIVE FREQUENCY	CUMULATIVE PERCENT
81.00 TO 85.00	1	0.18	561	100.00
76.00 TO 80.00	2	0.36	560	99.82
71.00 TO 75.00	1	0.18	558	99.47
66.00 TO 70.00	2	0.36	557	99.29
61.00 TO 65.00	0	0.0	555	98.93
56.00 TO 60.00	3	0.53	555	98.93
51.00 TO 55.00	3	0.53	552	98.40
46.00 TO 50.00	1	0.18	549	97.86
41.00 TO 45.00	5	0.89	548	97.68
36.00 TO 40.00	6	1.07	543	96.79
31.00 TO 35.00	6	1.07	537	95.72
26.00 TO 30.00	5	0.89	531	94.65
21.00 TO 25.00	8	1.43	526	93.76
16.00 TO 20.00	14	2.50	518	92.34
11.00 TO 15.00	26	4.63	504	89.84
6.00 TO 10.00	59	10.52	478	85.20
1.00 TO 5.00	419	74.69	419	74.69

NUMBER OF CASES FOR THIS ANALYSIS	561	MEAN	7.20
NUMBER OF CASES NOT ANSWERING	1222	STANDARD DEVIATION	11.87
CASES OUT OF RANGE(1.0 - 90.0)	51	STANDARD ERROR OF THE MEAN	0.50
HIGHEST OBSERVED VALUE	85.00	SIGMA OF STANDARD SCORE	1.00
LOWEST OBSERVED VALUE	1.00	MEAN OF STANDARD SCORE	0.0

BIOTECHNOLOGY, INC.
 PREPARED FOR OFFICE OF NAVAL RESEARCH
 TIME ANALYSIS OF MEDIVAC MISSIONS
 FREQUENCY DISTRIBUTIONS

ALL MISSIONS
 BATTALIONS CALL TO DASC TO DASC'S CALL TO MAG

PERCENT	CUMULATIVE FREQUENCY	CUMULATIVE PERCENT	MIDPOINT PERCENTILE RANK	STANDARD SCORE
0.18	561	100.00	99	6.43
0.36	560	99.82	99	6.01
0.18	558	99.47	99	5.59
0.36	557	99.29	99	5.17
0.0	555	98.93	98	4.74
0.53	555	98.93	98	4.32
0.53	552	98.40	98	3.90
0.18	549	97.86	97	3.48
0.89	548	97.68	97	3.06
1.07	543	96.79	96	2.64
1.07	537	95.72	95	2.22
0.89	531	94.65	94	1.79
1.43	526	93.76	93	1.37
2.50	518	92.34	91	0.95
4.63	504	89.84	87	0.53
10.52	478	85.20	79	0.11
74.69	419	74.69	37	-0.31
	MEAN	7.20	Q3	5.65
	STANDARD DEVIATION	11.87	MEDIAN	3.85
	STANDARD ERROR OF THE MEAN	0.50	Q1	2.17
	SIGMA OF STANDARD SCORE	1.00	Q	1.74
	MEAN OF STANDARD SCORE	0.0		

BIOTECHNOLOGY, INC.
 PREPARED FOR OFFICE OF NAVAL RESEARCH
 TIME ANALYSIS OF MEDIVAC MISSIONS
 FREQUENCY DISTRIBUTIONS

ALL MISSIONS
 TIME FROM BATTALIONS CALL TO DASC TO DASC'S CALL TO

418	*															
407	*															
396	*															
385	*															
374	*															
363	*															
352	*															
341	*															
330	*															
319	*															
308	*															
297	*															
286	*															
275	*															
264	*															
253	*															
242	*															
231	*															
220	*															
209	*															
198	*															
187	*															
176	*															
165	*															
154	*															
143	*															
132	*															
121	*															
110	*															
99	*															
88	*															
77	*															
66	*															
55	*	*														
44	*	*														
33	*	*														
22	*	*	*													
11	*	*	*	*												

FREQUENCY	419	59	26	14	8	5	6	6	5	1	3	3	0	2	1
INTERVAL	1	2	3	4	5	6	7	8	9	10	11	12	13	14	15
1.		1.00 -		5.00		6.	26.00 -		30.00		11.	51.00 -		55.00	1
2.		6.00 -		10.00		7.	31.00 -		35.00		12.	56.00 -		60.00	1
3.		11.00 -		15.00		8.	36.00 -		40.00		13.	61.00 -		65.00	
4.		16.00 -		20.00		9.	41.00 -		45.00		14.	66.00 -		70.00	
5.		21.00 -		25.00		10.	46.00 -		50.00		15.	71.00 -		75.00	

BIOTECHNOLOGY, INC.
 PREPARED FOR OFFICE OF NAVAL RESEARCH
 TIME ANALYSIS OF MEDIVAC MISSIONS
 FREQUENCY DISTRIBUTIONS

ALL MISSIONS

H BATTALIONS CALL TO DASC TO DASC'S CALL TO MAG

6	5	1	3	3	0	2	1	2	1	
8	9	10	11	12	13	14	15	16	17	
.00 -	30.00		11.	51.00 -		55.00		16.	76.00 -	80.00
.00 -	35.00		12.	56.00 -		60.00		17.	81.00 -	85.00
.00 -	40.00		13.	61.00 -		65.00				
.00 -	45.00		14.	66.00 -		70.00				
.00 -	50.00		15.	71.00 -		75.00				

BIOTECHNOLOGY, INC.
 PREPARED FOR OFFICE OF NAVAL RESEARCH
 TIME ANALYSIS OF MERVAC MISSIONS
 FREQUENCY DISTRIBUTIONS

ALL MISSIONS
 TIME FROM DASC'S CALL TO MAG TO MAG'S CALL TO SQUAD

INTERVAL	FREQUENCY	PERCENT	CUMULATIVE FREQUENCY	CUMULATIVE PERCENT
36.00 TO 40.00	1	3.03	33	100.00
31.00 TO 35.00	0	0.0	32	96.97
26.00 TO 30.00	0	0.0	32	96.97
21.00 TO 25.00	0	0.0	32	96.97
16.00 TO 20.00	1	3.03	32	96.97
11.00 TO 15.00	2	6.06	31	93.94
6.00 TO 10.00	8	24.24	29	87.88
1.00 TO 5.00	21	63.64	21	63.64
NUMBER OF CASES FOR THIS ANALYSIS	33		MEAN	6.76
NUMBER OF CASES NOT ANSWERING	1796		STANDARD DEVIATION	7.28
CASES OUT OF RANGE(1.0 - 90.0)	5		STANDARD ERROR OF THE MEAN	1.27
HIGHEST OBSERVED VALUE	40.00		SIGMA OF STANDARD SCORE	1.00
LOWEST OBSERVED VALUE	1.00		MEAN OF STANDARD SCORE	0.0

BIOTECHNOLOGY, INC.
 PREPARED FOR OFFICE OF NAVAL RESEARCH
 TIME ANALYSIS OF MEDIVAC MISSIONS
 FREQUENCY DISTRIBUTIONS

ALL MISSIONS
 FROM DASC'S CALL TO MAG TO MAG'S CALL TO SQUADRON

PERCENT	CUMULATIVE FREQUENCY	CUMULATIVE PERCENT	MIDPOINT PERCENTILE RANK	STANDARD SCORE
3.03	33	100.00	98	4.36
0.0	32	96.97	96	3.67
0.0	32	96.97	96	2.99
0.0	32	96.97	96	2.30
3.03	32	96.97	95	1.61
6.06	31	93.94	90	0.93
24.24	29	87.88	75	0.24
63.64	21	63.64	31	-0.45

MEAN	6.76	Q3	7.84
STANDARD DEVIATION	7.28	MEDIAN	4.43
STANDARD ERROR OF THE MEAN	1.27	Q1	2.46
SIGMA OF STANDARD SCORE	1.00	Q	2.69
MEAN OF STANDARD SCORE	0.0		

BIOTECHNOLOGY, INC.
 PREPARED FOR OFFICE OF NAVAL RESEARCH
 TIME ANALYSIS OF MEDIVAC MISSIONS
 FREQUENCY DISTRIBUTIONS

ALL MISSIONS
 TIME FROM MAG'S CALL TO SQUADRON TO SQUADRON'S DEPLOYMENT

INTERVAL	FREQUENCY	PERCENT	CUMULATIVE FREQUENCY	CUMULATIVE PERCENT
51.00 TO 55.00	1	1.79	56	100.00
46.00 TO 50.00	0	0.0	55	98.21
41.00 TO 45.00	0	0.0	55	98.21
36.00 TO 40.00	0	0.0	55	98.21
31.00 TO 35.00	0	0.0	55	98.21
26.00 TO 30.00	0	0.0	55	98.21
21.00 TO 25.00	2	3.57	55	98.21
16.00 TO 20.00	0	0.0	53	94.64
11.00 TO 15.00	5	8.93	53	94.64
6.00 TO 10.00	5	8.93	48	85.71
1.00 TO 5.00	43	76.79	43	76.79

NUMBER OF CASES FOR THIS ANALYSIS	56	MEAN	5.93
NUMBER OF CASES NOT ANSWERING	1777	STANDARD DEVIATION	8.64
CASES OUT OF RANGE (1.0 - 90.0)	1	STANDARD ERROR OF THE MEAN	1.16
HIGHEST OBSERVED VALUE	55.00	SIGMA OF STANDARD SCORE	1.00
LOWEST OBSERVED VALUE	1.00	MEAN OF STANDARD SCORE	0.0


BIOTECHNOLOGY, INC.
 ED FOR OFFICE OF NAVAL RESEARCH
 ANALYSIS OF MEDIVAC MISSIONS
 FREQUENCY DISTRIBUTIONS

ALL MISSIONS
 TO SQUADRON TO SQUADRON'S DEPLOYMENT OF HELO

CENT	CUMULATIVE FREQUENCY	CUMULATIVE PERCENT	MIDPOINT PERCENTILE RANK	STANDARD SCORE
.79	56	100.00	99	5.50
.0	55	98.21	98	4.93
.0	55	98.21	98	4.35
.0	55	98.21	98	3.77
.0	55	98.21	98	3.19
.0	55	98.21	98	2.61
.57	55	98.21	96	2.03
.0	53	94.64	94	1.45
.93	53	94.64	90	0.88
.93	48	85.71	81	0.30
.79	43	76.79	38	-0.28
	MEAN	5.93	Q3	5.38
	STANDARD DEVIATION	8.64	MEDIAN	3.76
	STANDARD ERROR OF THE MEAN	1.16	Q1	2.13
	SIGMA OF STANDARD SCORE	1.00	Q	1.63
	MEAN OF STANDARD SCORE	0.0		

BIOTECHNOLOGY, INC.
 PREPARED FOR OFFICE OF NAVAL RESEARCH
 TIME ANALYSIS OF MEDIVAC MISSIONS
 FREQUENCY DISTRIBUTIONS

ALL MISSIONS
 TIME FROM MAG'S CALL TO SQUADRON TO SQUADRON'S DEPLOY



42 *
 40 *
 38 *
 36 *
 34 *
 32 *
 30 *
 28 *
 26 *
 24 *
 22 *
 20 *
 18 *
 16 *
 14 *
 12 *
 10 *
 8 *
 6 *
 4 * * *
 2 * * *

FREQUENCY	43	5	5	0	2	0	0	0	0	0	1
INTERVAL	1	2	3	4	5	6	7	8	9	10	11
1.	1.00 -	5.00	6.	26.00 -	30.00	11.	51.00 -	55.00			
2.	6.00 -	10.00	7.	31.00 -	35.00						
3.	11.00 -	15.00	8.	36.00 -	40.00						
4.	16.00 -	20.00	9.	41.00 -	45.00						
5.	21.00 -	25.00	10.	46.00 -	50.00						

BIOTECHNOLOGY, INC.
REPORT FOR OFFICE OF NAVAL RESEARCH
ANALYSIS OF MEDIVAC MISSIONS
FREQUENCY DISTRIBUTIONS

ALL MISSIONS
RELATIVE TO SQUADRON TO SQUADRON'S DEPLOYMENT OF HELO

0 0 1
9 10 11
30.00 11. 51.00 - 55.00
35.00
40.00
45.00
50.00

BIOTECHNOLOGY, INC.
 PREPARED FOR OFFICE OF NAVAL RESEARCH
 TIME ANALYSIS OF MEDIVAC MISSIONS
 FREQUENCY DISTRIBUTIONS

ALL MISSIONS
 TIME FROM SQUADRON'S DEPLOYMENT OF HELO TO HELO'S CONTACT

INTERVAL	FREQUENCY	PERCENT	CUMULATIVE FREQUENCY	CUMULATIVE PERCENT
86.00 TO 90.00	5	0.34	1475	100.00
81.00 TO 85.00	2	0.14	1470	99.66
76.00 TO 80.00	6	0.41	1468	99.53
71.00 TO 75.00	5	0.34	1462	99.12
66.00 TO 70.00	5	0.34	1457	98.78
61.00 TO 65.00	4	0.27	1452	98.44
56.00 TO 60.00	16	1.08	1448	98.17
51.00 TO 55.00	12	0.81	1432	97.08
46.00 TO 50.00	14	0.95	1420	96.27
41.00 TO 45.00	24	1.63	1406	95.32
36.00 TO 40.00	27	1.83	1382	93.69
31.00 TO 35.00	45	3.05	1355	91.86
26.00 TO 30.00	67	4.54	1310	88.81
21.00 TO 25.00	92	6.24	1243	84.27
16.00 TO 20.00	150	10.17	1151	78.03
11.00 TO 15.00	309	20.95	1001	67.86
6.00 TO 10.00	393	26.64	692	46.92
1.00 TO 5.00	299	20.27	299	20.27

NUMBER OF CASES FOR THIS ANALYSIS	1475	MEAN	16.57
NUMBER OF CASES NOT ANSWERING	334	STANDARD DEVIATION	14.16
CASES OUT OF RANGE (1.0 - 90.0)	25	STANDARD ERROR OF THE MEAN	0.37
HIGHEST OBSERVED VALUE	90.00	SIGMA OF STANDARD SCORE	1.00
LOWEST OBSERVED VALUE	1.00	MEAN OF STANDARD SCORE	0.0

BIOTECHNOLOGY, INC.
 REPORT FOR OFFICE OF NAVAL RESEARCH
 ANALYSIS OF MEDIVAC MISSIONS
 FREQUENCY DISTRIBUTIONS

ALL MISSIONS
 DEPLOYMENT OF HELO TO HELO'S CONTACT WITH GROUND

CENT	CUMULATIVE FREQUENCY	CUMULATIVE PERCENT	MIDPOINT PERCENTILE RANK	STANDARD SCORE
.34	1475	100.00	99	5.08
.14	1470	99.66	99	4.73
.41	1468	99.53	99	4.37
.34	1462	99.12	98	4.02
.34	1457	98.78	98	3.67
.27	1452	98.44	98	3.31
.08	1448	98.17	97	2.96
.81	1432	97.08	96	2.61
.95	1420	96.27	95	2.25
.63	1406	95.32	94	1.90
.83	1382	93.69	92	1.55
.05	1355	91.86	90	1.20
.54	1310	88.81	86	0.84
.24	1243	84.27	81	0.49
.17	1151	78.03	72	0.14
.95	1001	67.86	57	-0.22
.64	692	46.92	33	-0.57
.27	299	20.27	10	-0.92
	MEAN	16.57	Q3	19.01
	STANDARD DEVIATION	14.16	MEDIAN	11.24
	STANDARD ERROR OF THE MEAN	0.37	Q1	6.39
	SIGMA OF STANDARD SCORE	1.00	Q	6.31
	MEAN OF STANDARD SCORE	0.0		

BIOTECHNOLOGY, INC.
 PREPARED FOR OFFICE OF NAVAL RESEARCH
 TIME ANALYSIS OF MEDIVAC MISSIONS
 FREQUENCY DISTRIBUTIONS

ALL MISSIONS
 TIME FROM SQUADRON'S DEPLOYMENT OF HELO TO HELO'S CONTACT

390	*																
380	*																
370	*																
360	*																
350	*																
340	*																
330	*																
320	*																
310	*																
300	*	*															
290	*	*	*														
280	*	*	*														
270	*	*	*														
260	*	*	*														
250	*	*	*														
240	*	*	*														
230	*	*	*														
220	*	*	*														
210	*	*	*														
200	*	*	*														
190	*	*	*														
180	*	*	*														
170	*	*	*														
160	*	*	*														
150	*	*	*	*													
140	*	*	*	*													
130	*	*	*	*													
120	*	*	*	*													
110	*	*	*	*													
100	*	*	*	*													
90	*	*	*	*	*												
80	*	*	*	*	*	*											
70	*	*	*	*	*	*	*										
60	*	*	*	*	*	*	*	*									
50	*	*	*	*	*	*	*	*	*								
40	*	*	*	*	*	*	*	*	*	*							
30	*	*	*	*	*	*	*	*	*	*	*						
20	*	*	*	*	*	*	*	*	*	*	*	*					
10	*	*	*	*	*	*	*	*	*	*	*	*	*	*	*	*	*
FREQUENCY	299	393	309	150	92	67	45	27	24	14	12	16	4	5	5	6	
INTERVAL	1	2	3	4	5	6	7	8	9	10	11	12	13	14	15	16	
	1.	1.00 -		5.00		6.	26.00 -		30.00		11.	51.00 -		55.00		16	
	2.	6.00 -		10.00		7.	31.00 -		35.00		12.	56.00 -		60.00		17	
	3.	11.00 -		15.00		8.	36.00 -		40.00		13.	61.00 -		65.00		18	
	4.	16.00 -		20.00		9.	41.00 -		45.00		14.	66.00 -		70.00			
	5.	21.00 -		25.00		10.	46.00 -		50.00		15.	71.00 -		75.00			

BIOTECHNOLOGY, INC.
 REPORT FOR OFFICE OF NAVAL RESEARCH
 ANALYSIS OF MEDIVAC MISSIONS
 FREQUENCY DISTRIBUTIONS

ALL MISSIONS
 DEPLOYMENT OF HELO TO HELO'S CONTACT WITH GROUND

* *	* *	* *	* *						
24	14	12	16	4	5	5	6	2	5
9	10	11	12	13	14	15	16	17	18
30.00	11.	51.00 -	55.00		16.	76.00 -	80.00		
35.00	12.	56.00 -	60.00		17.	81.00 -	85.00		
40.00	13.	61.00 -	65.00		18.	86.00 -	90.00		
45.00	14.	66.00 -	70.00						
50.00	15.	71.00 -	75.00						

BIOTECHNOLOGY, INC.
 PREPARED FOR OFFICE OF NAVAL RESEARCH
 TIME ANALYSIS OF MEDIVAC MISSIONS
 FREQUENCY DISTRIBUTIONS

ALL MISSIONS
 TIME FROM HELO'S CONTACT WITH GROUND TO LAND

INTERVAL	FREQUENCY	PERCENT	CUMULATIVE FREQUENCY	CUMULATIVE PERCENT
71.00 TO 75.00	1	0.07	1521	100.00
66.00 TO 70.00	0	0.0	1520	99.93
61.00 TO 65.00	0	0.0	1520	99.93
56.00 TO 60.00	0	0.0	1520	99.93
51.00 TO 55.00	2	0.13	1520	99.93
46.00 TO 50.00	2	0.13	1518	99.80
41.00 TO 45.00	2	0.13	1516	99.67
36.00 TO 40.00	3	0.20	1514	99.54
31.00 TO 35.00	4	0.26	1511	99.34
26.00 TO 30.00	16	1.05	1507	99.08
21.00 TO 25.00	16	1.05	1491	98.03
16.00 TO 20.00	27	1.78	1475	96.98
11.00 TO 15.00	72	4.73	1448	95.20
6.00 TO 10.00	200	13.15	1376	90.47
1.00 TO 5.00	1176	77.32	1176	77.32

NUMBER OF CASES FOR THIS ANALYSIS	1521	MEAN	5.59
NUMBER OF CASES NOT ANSWERING	304	STANDARD DEVIATION	6.31
CASES OUT OF RANGE(1.0 - 90.0)	9	STANDARD ERROR OF THE MEAN	0.16
HIGHEST OBSERVED VALUE	75.00	SIGMA OF STANDARD SCORE	1.00
LOWEST OBSERVED VALUE	1.00	MEAN OF STANDARD SCORE	0.0

BIOTECHNOLOGY, INC.
 REPORT FOR OFFICE OF NAVAL RESEARCH
 ANALYSIS OF MEDIVAC MISSIONS
 FREQUENCY DISTRIBUTIONS

ALL MISSIONS
 HELICOPTER'S CONTACT WITH GROUND TO LANDING

CENT	CUMULATIVE FREQUENCY	CUMULATIVE PERCENT	MIDPOINT PERCENTILE RANK	STANDARD SCORE
.07	1521	100.00	99	10.76
.0	1520	99.93	99	9.97
.0	1520	99.93	99	9.18
.0	1520	99.93	99	8.38
.13	1520	99.93	99	7.59
.13	1518	99.80	99	6.80
.13	1516	99.67	99	6.01
.20	1514	99.54	99	5.22
.26	1511	99.34	99	4.42
.05	1507	99.08	98	3.63
.05	1491	98.03	97	2.84
.78	1475	96.98	96	2.05
.73	1448	95.20	92	1.25
.15	1376	90.47	83	0.46
.32	1176	77.32	38	-0.33
	MEAN	5.59	Q3	5.35
	STANDARD DEVIATION	6.31	MEDIAN	3.73
	STANDARD ERROR OF THE MEAN	0.16	Q1	2.12
	SIGMA OF STANDARD SCORE	1.00	Q	1.62
	MEAN OF STANDARD SCORE	0.0		

BIOTECHNOLOGY, INC.
 PREPARED FOR OFFICE OF NAVAL RESEARCH
 TIME ANALYSIS OF MEDIVAC MISSIONS
 FREQUENCY DISTRIBUTIONS

ALL MISSIONS
 TIME FROM HELO'S CONTACT WITH GROUND TO LANDING

1170	*														
1140	*														
1110	*														
1080	*														
1050	*														
1020	*														
990	*														
960	*														
930	*														
900	*														
870	*														
840	*														
810	*														
780	*														
750	*														
720	*														
690	*														
660	*														
630	*														
600	*														
570	*														
540	*														
510	*														
480	*														
450	*														
420	*														
390	*														
360	*														
330	*														
300	*														
270	*														
240	*														
210	*														
180	*	*													
150	*	*													
120	*	*													
90	*	*													
60	*	*	*												
30	*	*	*												

FREQUENCY	1176	200	72	27	16	16	4	3	2	2	2	0	0	0	1
INTERVAL	1	2	3	4	5	6	7	8	9	10	11	12	13	14	15
	1.	1.00 -	5.00	6.	26.00 -	30.00	11.	51.00 -	55.00						
	2.	6.00 -	10.00	7.	31.00 -	35.00	12.	56.00 -	60.00						
	3.	11.00 -	15.00	8.	36.00 -	40.00	13.	61.00 -	65.00						
	4.	16.00 -	20.00	9.	41.00 -	45.00	14.	66.00 -	70.00						
	5.	21.00 -	25.00	10.	46.00 -	50.00	15.	71.00 -	75.00						

BIOTECHNOLOGY, INC.
 PREPARED FOR OFFICE OF NAVAL RESEARCH
 TIME ANALYSIS OF MEDIVAC MISSIONS
 FREQUENCY DISTRIBUTIONS

ALL MISSIONS
 TIME FROM LANDING TO PICK-UP

INTERVAL	FREQUENCY	PERCENT	CUMULATIVE FREQUENCY	CUMULATIVE PERCENT
56.00 TO 60.00	1	0.06	1596	100.00
51.00 TO 55.00	0	0.0	1595	99.94
46.00 TO 50.00	0	0.0	1595	99.94
41.00 TO 45.00	0	0.0	1595	99.94
36.00 TO 40.00	1	0.06	1595	99.94
31.00 TO 35.00	0	0.0	1594	99.87
26.00 TO 30.00	2	0.13	1594	99.87
21.00 TO 25.00	4	0.25	1592	99.75
16.00 TO 20.00	8	0.50	1588	99.50
11.00 TO 15.00	12	0.75	1580	99.00
6.00 TO 10.00	34	2.13	1568	98.25
1.00 TO 5.00	1534	96.12	1534	96.12

NUMBER OF CASES FOR THIS ANALYSIS	1596	MEAN	2.07
NUMBER OF CASES NOT ANSWERING	232	STANDARD DEVIATION	3.21
CASES OUT OF RANGE(1.0 - 90.0)	6	STANDARD ERROR OF THE MEAN	0.08
HIGHEST OBSERVED VALUE	60.00	SIGMA OF STANDARD SCORE	1.00
LOWEST OBSERVED VALUE	1.00	MEAN OF STANDARD SCORE	0.0

BIOTECHNOLOGY, INC.
 PREPARED FOR OFFICE OF NAVAL RESEARCH
 TIME ANALYSIS OF MEDIVAC MISSIONS
 FREQUENCY DISTRIBUTIONS

ALL MISSIONS
 TIME FROM LANDING TO PICK-UP

PERCENT	CUMULATIVE FREQUENCY	CUMULATIVE PERCENT	MIDPOINT PERCENTILE RANK	STANDARD SCORE
0.06	1596	100.00	99	17.59
0.0	1595	99.94	99	16.03
0.0	1595	99.94	99	14.47
0.0	1595	99.94	99	12.91
0.06	1595	99.94	99	11.35
0.0	1594	99.87	99	9.80
0.13	1594	99.87	99	8.24
0.25	1592	99.75	99	6.68
0.50	1588	99.50	99	5.12
0.75	1580	99.00	98	3.56
2.13	1568	98.25	97	2.00
96.12	1534	96.12	48	0.45
	MEAN	2.07	Q3	4.40
	STANDARD DEVIATION	3.21	MEDIAN	3.10
	STANDARD ERROR OF THE MEAN	0.08	Q1	1.80
	SIGMA OF STANDARD SCORE	1.00	Q	1.30
	MEAN OF STANDARD SCORE	0.0		

BIOTECHNOLOGY, INC.
PREPARED FOR OFFICE OF NAVAL RESEARCH
TIME ANALYSIS OF MEDIVAC MISSIONS
FREQUENCY DISTRIBUTIONS

ALL MISSIONS
TIME FROM LANDING TO PICK-UP

1521	*
1482	*
1443	*
1404	*
1365	*
1326	*
1287	*
1248	*
1209	*
1170	*
1131	*
1092	*
1053	*
1014	*
975	*
936	*
897	*
858	*
819	*
780	*
741	*
702	*
663	*
624	*
585	*
546	*
507	*
468	*
429	*
390	*
351	*
312	*
273	*
234	*
195	*
156	*
117	*
78	*
39	*

FREQUENCY	1534	34	12	8	4	2	0	1	0	0	0	1
INTERVAL	1	2	3	4	5	6	7	8	9	10	11	12
1.	1.00 -	5.00	6.	26.00 -	30.00	11.	51.00 -	55.00				
2.	6.00 -	10.00	7.	31.00 -	35.00	12.	56.00 -	60.00				
3.	11.00 -	15.00	8.	36.00 -	40.00							
4.	16.00 -	20.00	9.	41.00 -	45.00							
5.	21.00 -	25.00	10.	46.00 -	50.00							

BIOTECHNOLOGY, INC.
 PREPARED FOR OFFICE OF NAVAL RESEARCH
 TIME ANALYSIS OF MEDIVAC MISSIONS
 FREQUENCY DISTRIBUTIONS

ALL MISSIONS
 TIME FROM PICK-UP TO DELIVERY

INTERVAL	FREQUENCY	PERCENT	CUMULATIVE FREQUENCY	CUMULATIVE PERCENT
76.00 TO 80.00	1	0.06	1639	100.00
71.00 TO 75.00	3	0.18	1638	99.94
66.00 TO 70.00	4	0.24	1635	99.76
61.00 TO 65.00	1	0.06	1631	99.51
56.00 TO 60.00	4	0.24	1630	99.45
51.00 TO 55.00	6	0.37	1626	99.21
46.00 TO 50.00	10	0.61	1620	98.84
41.00 TO 45.00	9	0.55	1610	98.23
36.00 TO 40.00	18	1.10	1601	97.68
31.00 TO 35.00	27	1.65	1583	96.58
26.00 TO 30.00	54	3.29	1556	94.94
21.00 TO 25.00	99	6.04	1502	91.64
16.00 TO 20.00	164	10.01	1403	85.60
11.00 TO 15.00	382	23.31	1239	75.59
6.00 TO 10.00	571	34.84	857	52.29
1.00 TO 5.00	286	17.45	286	17.45

NUMBER OF CASES FOR THIS ANALYSIS	1639	MEAN	13.55
NUMBER OF CASES NOT ANSWERING	184	STANDARD DEVIATION	9.86
CASES OUT OF RANGE(1.0 - 90.0)	11	STANDARD ERROR OF THE MEAN	0.24
HIGHEST OBSERVED VALUE	80.00	SIGMA OF STANDARD SCORE	1.00
LOWEST OBSERVED VALUE	1.00	MEAN OF STANDARD SCORE	0.0


BIOTECHNOLOGY, INC.
 PREPARED FOR OFFICE OF NAVAL RESEARCH
 THE ANALYSIS OF MEDIVAC MISSIONS
 FREQUENCY DISTRIBUTIONS

ALL MISSIONS
 TIME FROM PICK-UP TO DELIVERY

PERCENT	CUMULATIVE FREQUENCY	CUMULATIVE PERCENT	MIDPOINT PERCENTILE RANK	STANDARD SCORE
0.06	1639	100.00	99	6.59
0.18	1638	99.94	99	6.08
0.24	1635	99.76	99	5.57
0.06	1631	99.51	99	5.06
0.24	1630	99.45	99	4.56
0.37	1626	99.21	99	4.05
0.61	1620	98.84	98	3.54
0.55	1610	98.23	97	3.04
1.10	1601	97.68	97	2.53
1.65	1583	96.58	95	2.02
3.29	1556	94.94	93	1.52
6.04	1502	91.64	88	1.01
0.01	1403	85.60	80	0.50
3.31	1239	75.59	63	-0.01
4.84	857	52.29	34	-0.51
7.45	286	17.45	8	-1.02
	MEAN	13.55	Q3	15.37
	STANDARD DEVIATION	9.86	MEDIAN	10.17
	STANDARD ERROR OF THE MEAN	0.24	Q1	6.58
	SIGNA OF STANDARD SCORE	1.00	Q	4.39
	MEAN OF STANDARD SCORE	0.0		

BIOTECHNOLOGY, INC.
PREPARED FOR OFFICE OF NAVAL RESEARCH
TIME ANALYSIS OF MEDIVAC MISSIONS
FREQUENCY DISTRIBUTIONS

ALL MISSIONS
TIME FROM PICK-UP TO DELIVERY



FREQUENCY	286	571	382	164	99	54	27	18	9	10	6	4	1	4	3
INTERVAL	1	2	3	4	5	6	7	8	9	10	11	12	13	14	15
1.	1.00 -	5.00	6.	26.00 -	30.00	11.	51.00 -	55.00							
2.	6.00 -	10.00	7.	31.00 -	35.00	12.	56.00 -	60.00							
3.	11.00 -	15.00	8.	36.00 -	40.00	13.	61.00 -	65.00							
4.	16.00 -	20.00	9.	41.00 -	45.00	14.	66.00 -	70.00							
5.	21.00 -	25.00	10.	46.00 -	50.00	15.	71.00 -	75.00							

BIOTECHNOLOGY, INC.
 PREPARED FOR OFFICE OF NAVAL RESEARCH
 TIME ANALYSIS OF MEDIVAC MISSIONS
 FREQUENCY DISTRIBUTIONS

ALL MISSIONS
 TIME FROM PICK-UP TO DELIVERY

8	9	10	6	4	1	4	3	1	
8	9	10	11	12	13	14	15	16	
-	30.00	11.	51.00	-	55.00	16.	76.00	-	80.00
-	35.00	12.	56.00	-	60.00				
-	40.00	13.	61.00	-	65.00				
-	45.00	14.	66.00	-	70.00				
-	50.00	15.	71.00	-	75.00				

BIOTECHNOLOGY, INC.
 PREPARED FOR OFFICE OF NAVAL RESEARCH
 TIME ANALYSIS OF MEDIVAC MISSIONS
 FREQUENCY DISTRIBUTIONS

ALL MISSIONS
 TIME FROM SQUADRON'S DEPLOYMENT OF HELO TO DELIVER

INTERVAL	FREQUENCY	PERCENT	CUMULATIVE FREQUENCY	CUMULATIVE PERCENT
391.00 TO 420.00	1	0.06	1596	100.00
361.00 TO 390.00	0	0.0	1595	99.94
331.00 TO 360.00	0	0.0	1595	99.94
301.00 TO 330.00	0	0.0	1595	99.94
271.00 TO 300.00	0	0.0	1595	99.94
241.00 TO 270.00	1	0.06	1595	99.94
211.00 TO 240.00	2	0.13	1594	99.87
181.00 TO 210.00	5	0.31	1592	99.75
151.00 TO 180.00	5	0.31	1587	99.44
121.00 TO 150.00	17	1.07	1582	99.12
91.00 TO 120.00	39	2.44	1565	98.06
61.00 TO 90.00	127	7.96	1526	95.61
31.00 TO 60.00	604	37.84	1399	87.66
1.00 TO 30.00	795	49.81	795	49.81

NUMBER OF CASES FOR THIS ANALYSIS	1596	MEAN	39.51
NUMBER OF CASES NOT ANSWERING	237	STANDARD DEVIATION	28.17
CASES OUT OF RANGE (1.0 - 540.0)	1	STANDARD ERROR OF THE MEAN	0.71
HIGHEST OBSERVED VALUE	410.00	SIGMA OF STANDARD SCORE	1.00
LOWEST OBSERVED VALUE	1.00	MEAN OF STANDARD SCORE	0.0

BIOTECHNOLOGY, INC.
 PREPARED FOR OFFICE OF NAVAL RESEARCH
 TIME ANALYSIS OF MEDIVAC MISSIONS
 FREQUENCY DISTRIBUTIONS

ALL MISSIONS
 FROM SQUADRON'S DEPLOYMENT OF HELO TO DELIVERY

PERCENT	CUMULATIVE FREQUENCY	CUMULATIVE PERCENT	MIDPOINT PERCENTILE RANK	STANDARD SCORE
0.06	1596	100.00	99	13.01
0.0	1595	99.94	99	11.95
0.0	1595	99.94	99	10.88
0.0	1595	99.94	99	9.82
0.0	1595	99.94	99	8.75
0.06	1595	99.94	99	7.69
0.13	1594	99.87	99	6.62
0.31	1592	99.75	99	5.56
0.31	1587	99.44	99	4.49
1.07	1582	99.12	98	3.43
2.44	1565	98.06	96	2.36
7.96	1526	95.61	91	1.30
37.84	1399	87.66	68	0.23
49.81	795	49.81	24	-0.83
	MEAN	39.51	Q3	50.47
	STANDARD DEVIATION	28.17	MEDIAN	30.65
	STANDARD ERROR OF THE MEAN	0.71	Q1	15.56
	SIGMA OF STANDARD SCORE	1.00	Q	17.46
	MEAN OF STANDARD SCORE	0.0		

BIOTECHNOLOGY, INC.
 PREPARED FOR OFFICE OF NAVAL RESEARCH
 TIME ANALYSIS OF MEDIVAC MISSIONS
 FREQUENCY DISTRIBUTIONS

ALL MISSIONS
 TIME FROM SQUADRON'S DEPLOYMENT OF HELO TO DELIVERY

780	*			
760	*			
740	*			
720	*			
700	*			
680	*			
660	*			
640	*			
620	*			
600	*	*		
580	*	*		
560	*	*		
540	*	*		
520	*	*		
500	*	*		
480	*	*		
460	*	*		
440	*	*		
420	*	*		
400	*	*		
380	*	*		
360	*	*		
340	*	*		
320	*	*		
300	*	*		
280	*	*		
260	*	*		
240	*	*		
220	*	*		
200	*	*		
180	*	*		
160	*	*		
140	*	*		
120	*	*	*	
100	*	*	*	
80	*	*	*	
60	*	*	*	
40	*	*	*	
20	*	*	*	*

FREQUENCY	795	604	127	39	17	5	5	2	1	0	0	0	0	1
INTERVAL	1	2	3	4	5	6	7	8	9	10	11	12	13	14
	1.	1.00 -	30.00	6.	151.00 -	180.00	11.	301.00 -	330.00					
	2.	31.00 -	60.00	7.	181.00 -	210.00	12.	331.00 -	360.00					
	3.	61.00 -	90.00	8.	211.00 -	240.00	13.	361.00 -	390.00					
	4.	91.00 -	120.00	9.	241.00 -	270.00	14.	391.00 -	420.00					
	5.	121.00 -	150.00	10.	271.00 -	300.00								