

UNCLASSIFIED

AD

AD-E403 871

Technical Report ARMET-TR-16039

DETERMINATION OF THE SPEED OF SOUND ALONG THE HUGONIOT IN A SHOCKED MATERIAL

Brian Fuchs

April 2017



U.S. ARMY ARMAMENT RESEARCH, DEVELOPMENT AND
ENGINEERING CENTER

Munitions Engineering Technology Center

Picatinny Arsenal, New Jersey

Approved for public release; distribution is unlimited.

UNCLASSIFIED

UNCLASSIFIED

The views, opinions, and/or findings contained in this report are those of the author(s) and should not be construed as an official Department of the Army position, policy, or decision, unless so designated by other documentation.

The citation in this report of the names of commercial firms or commercially available products or services does not constitute official endorsement by or approval of the U.S. Government.

Destroy by any means possible to prevent disclosure of contents or reconstruction of the document. Do not return to the originator.

UNCLASSIFIED

UNCLASSIFIED

REPORT DOCUMENTATION PAGE			Form Approved OMB No. 0704-01-0188		
<p>The public reporting burden for this collection of information is estimated to average 1 hour per response, including the time for reviewing instructions, searching existing data sources, gathering and maintaining the data needed, and completing and reviewing the collection of information. Send comments regarding this burden estimate or any other aspect of this collection of information, including suggestions for reducing the burden to Department of Defense, Washington Headquarters Services Directorate for Information Operations and Reports (0704-0188), 1215 Jefferson Davis Highway, Suite 1204, Arlington, VA 22202-4302. Respondents should be aware that notwithstanding any other provision of law, no person shall be subject to any penalty for failing to comply with a collection of information if it does not display a currently valid OMB control number.</p> <p>PLEASE DO NOT RETURN YOUR FORM TO THE ABOVE ADDRESS.</p>					
1. REPORT DATE (DD-MM-YYYY) April 2017		2. REPORT TYPE Final		3. DATES COVERED (From - To)	
4. TITLE AND SUBTITLE DETERMINATION OF THE SPEED OF SOUND ALONG THE HUGONIOT IN A SHOCKED MATERIAL			5a. CONTRACT NUMBER		
			5b. GRANT NUMBER		
			5c. PROGRAM ELEMENT NUMBER		
6. AUTHORS Brian Fuchs			5d. PROJECT NUMBER		
			5e. TASK NUMBER		
			5f. WORK UNIT NUMBER		
7. PERFORMING ORGANIZATION NAME(S) AND ADDRESS(ES) U.S. Army ARDEC, METC Energetics & Warheads Directorate (RDAR-MEE-W) Picatinny Arsenal, NJ 07806-5000			8. PERFORMING ORGANIZATION REPORT NUMBER		
9. SPONSORING/MONITORING AGENCY NAME(S) AND ADDRESS(ES) U.S. Army ARDEC, ESIC Knowledge & Process Management (RDAR-EIK) Picatinny Arsenal, NJ 07806-5000			10. SPONSOR/MONITOR'S ACRONYM(S)		
			11. SPONSOR/MONITOR'S REPORT NUMBER(S) Technical Report ARMET-TR-16039		
12. DISTRIBUTION/AVAILABILITY STATEMENT Approved for public release; distribution is unlimited.					
13. SUPPLEMENTARY NOTES					
14. ABSTRACT Two methods were investigated for approximating the speed of sound (using the Hugoniot or a compression ratio factor). Both methods were shown to have a high degree of accuracy at low pressures and correctly predict higher speeds of sound for the higher energy shocked states. The approximations of higher shock pressures diverge progressively greater at higher shock states. A relationship between the partial derivatives of the change in pressure to the change in volume along the Hugoniot to the isentrope was developed. The linear u_s-u_p and Mie-Grüneisen equations of state were applied to construct a comparison of the computed speeds of sound using copper.					
15. SUBJECT TERMS Shock physics					
16. SECURITY CLASSIFICATION OF:			17. LIMITATION OF ABSTRACT	18. NUMBER OF PAGES	19a. NAME OF RESPONSIBLE PERSON
a. REPORT	b. ABSTRACT	c. THIS PAGE			Brian Fuchs
U	U	U	SAR	15	19b. TELEPHONE NUMBER (Include area code) (973) 724-7151

CONTENTS

	Page
Introduction	1
Computations	1
Conclusions	6
References	7
List of Symbols	9
Distribution List	11

FIGURES

1 Copper Hugoniot pressure-specific volume plane	4
2 Copper Hugoniot energy-specific volume plane	4
3 Comparison between rate of change of pressure with volume along isentrope and Hugoniot in copper	5
4 Speed of sound in shocked copper	5
5 Copper ratio of speeds of sound	6

UNCLASSIFIED

INTRODUCTION

A common approximation for the speed of sound has been to use the change in pressure with a change in volume along the Hugoniot as equal to the change in pressure with volume along the isentrope. This approximation has been used successfully but is not strictly correct. In order to evaluate the accuracy, the following calculations comparing the partial derivatives of pressure to volume along the isentrope and Hugoniot were conducted.

COMPUTATIONS

The speed of sound can be calculated using the partial derivative of pressure with specific volume along the isentrope by rearranging the definition of the speed of sound in its most common form: the partial derivative of pressure with density. From the definition of the speed of sound:

$$c = \sqrt{\left. \frac{\partial P}{\partial \rho} \right|_s} \quad (1)$$

The density is related to the specific volume by:

$$\rho = \frac{1}{v} \quad (2)$$

$$\partial \rho = -\frac{1}{v^2} \partial v \quad (3)$$

Then:

$$c = \sqrt{\left. -v^2 \frac{\partial P}{\partial v} \right|_s} \quad (4)$$

Pressure is a state property and therefore can be determined from a function of two other state properties. In this development, specific volume and energy are being used.

$$P = f(v, e) \quad (5)$$

Then by the chain rule:

$$dP = \left. \frac{\partial P}{\partial v} \right|_e dv + \left. \frac{\partial P}{\partial e} \right|_v de \quad (6)$$

Dividing by dv :

$$\frac{dP}{dv} = \left. \frac{\partial P}{\partial v} \right|_e + \left. \frac{\partial P}{\partial e} \right|_v \frac{de}{dv} \quad (7)$$

UNCLASSIFIED

Which is the general solution and must be true along the Hugoniot:

$$\left. \frac{\partial P}{\partial v} \right|_H = \left. \frac{\partial P}{\partial v} \right|_e + \left. \frac{\partial P}{\partial e} \right|_v \left. \frac{\partial e}{\partial v} \right|_H \quad (8)$$

Or

$$\left. \frac{\partial P}{\partial v} \right|_e = \left. \frac{\partial P}{\partial v} \right|_H - \left. \frac{\partial P}{\partial e} \right|_v \left. \frac{\partial e}{\partial v} \right|_H \quad (9)$$

Developed by similar methods

$$\left. \frac{\partial P}{\partial v} \right|_s = \left. \frac{\partial P}{\partial v} \right|_e + \left. \frac{\partial P}{\partial e} \right|_v \left. \frac{\partial e}{\partial v} \right|_s \quad (10)$$

$$\left. \frac{\partial P}{\partial v} \right|_s = \left. \frac{\partial P}{\partial v} \right|_H + \left. \frac{\partial P}{\partial e} \right|_v \left(\left. \frac{\partial e}{\partial v} \right|_s - \left. \frac{\partial e}{\partial v} \right|_H \right) \quad (11)$$

Equation 11 relates $\left. \frac{\partial P}{\partial v} \right|_s$ to $\left. \frac{\partial P}{\partial v} \right|_H$, specifically the deviation between the two derivatives given by $\left. \frac{\partial P}{\partial e} \right|_v \left(\left. \frac{\partial e}{\partial v} \right|_s - \left. \frac{\partial e}{\partial v} \right|_H \right)$. Applying definition of entropy simplifies the computations.

From the fundamental thermodynamics relation:

$$de = Tds - Pdv \quad (12)$$

Along an isentrope, ds=0

$$-P = \left. \frac{\partial e}{\partial v} \right|_s \quad (13)$$

Further simplifications can be made by using an equation for the energy along the Hugoniot:

$$e = \frac{1}{2}P(v_0 - v) \quad (14)$$

$$\left. \frac{\partial e}{\partial v} \right|_H = \frac{1}{2} \left[\left. \frac{\partial P}{\partial v} \right|_H (v_0 - v) - P \right] \quad (15)$$

$$\left. \frac{\partial P}{\partial v} \right|_s = \left. \frac{\partial P}{\partial v} \right|_H + \left. \frac{\partial P}{\partial e} \right|_v \frac{1}{2} \left(-P - \left[\left. \frac{\partial P}{\partial v} \right|_H (v_0 - v) \right] \right) \quad (16)$$

UNCLASSIFIED

The development to this point used the laws of thermodynamics and the conservation equations. As such, equation 12 will hold regardless of the equations of state used. Utilization of equations of state can further simplify this equation.

From the Mie-Grüneisen equation of state:

$$\frac{\gamma}{v} = \left. \frac{\partial P}{\partial e} \right|_v = a \text{ constant} \tag{17}$$

Then

$$\left. \frac{\partial P}{\partial v} \right|_s = -\frac{\gamma P}{v^2} + \left. \frac{\partial P}{\partial v} \right|_H \left[1 - \frac{\gamma}{v} (v_0 - v) \right] \tag{18}$$

Using the linear equation of state, u_s-u_p :

$$u_s = c_0 + u_p \tag{19}$$

Which when combined with the application of mass, momentum, and energy, the pressure of a shockwave is calculated as:

$$P = \frac{c_0^2(v_0 - v)}{[v_0 - s(v_0 - v)]^2} \tag{20}$$

$$\left. \frac{\partial P}{\partial v} \right|_H = -c_0^2 \frac{v_0 + s(v_0 - v)}{[v_0 - s(v_0 - v)]^3} \tag{21}$$

Using equations 14 and 16, a comparison can be made between the variables. Copper was selected as a basis for comparison, and the following variables were used as shown in table 1 (ref. 1):

Table 1
Comparison between variables

Density	8930	kg/m ³
Ambient speed of sound	3940	m/s
Linear u_s-u_p coefficient (s)	1.489	unitless
Mie-Grüneisen gamma, approximately = $2s-1$ (ref. 2)	1.978	

For comparison, the pressure (fig. 1) and energy (fig. 2) were plotted against volume after the shock compaction.

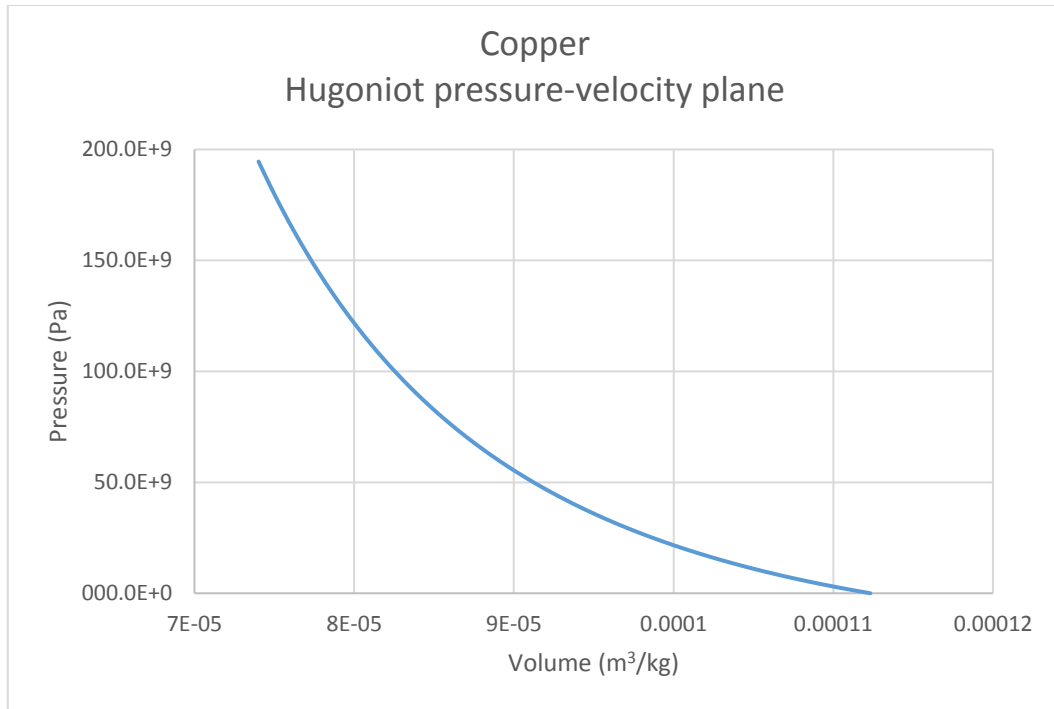


Figure 1
Copper Hugoniot pressure-specific volume plane

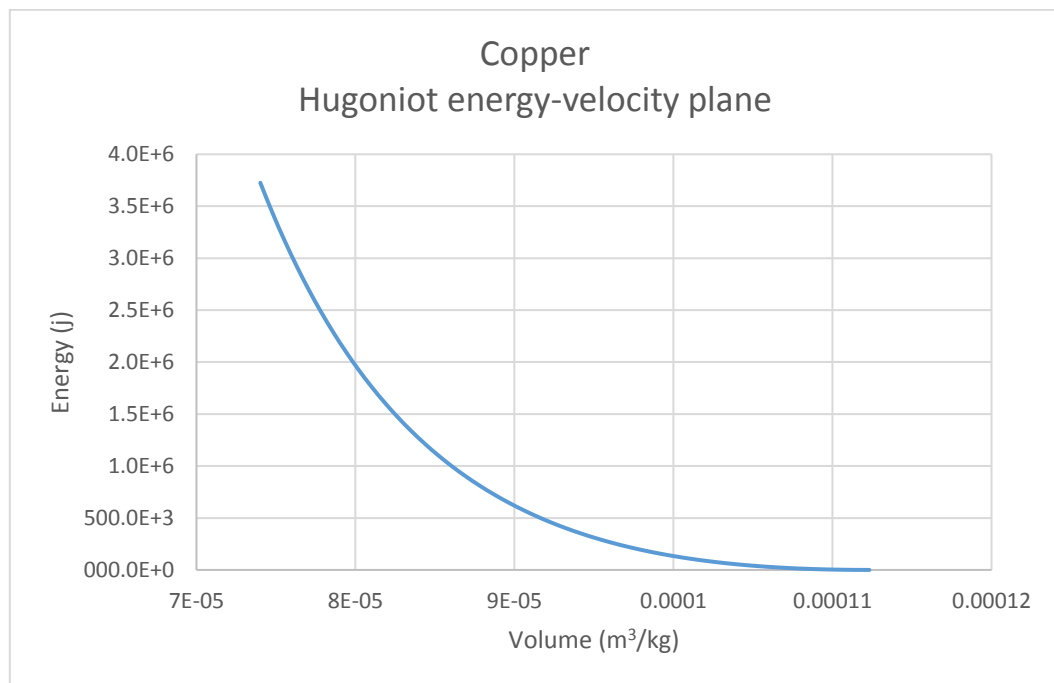


Figure 2
Copper Hugoniot energy-specific volume plane

Figure 3 shows a comparison between the rate of change of the pressure with volume along the isentrope and the Hugoniot. These derivatives are identical at the initial volume and diverge a greater amount for progressively higher compressions. Figure 4 uses the data from figure 3 to compute the speed of sound in the shocked materials.

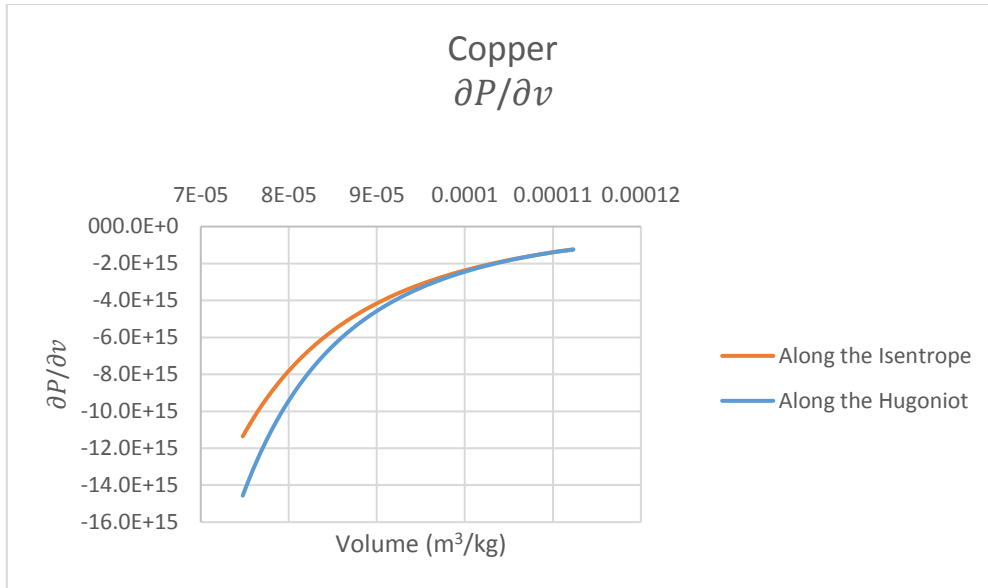


Figure 3
Comparison between rate of change of pressure with volume along isentrope and Hugoniot in copper

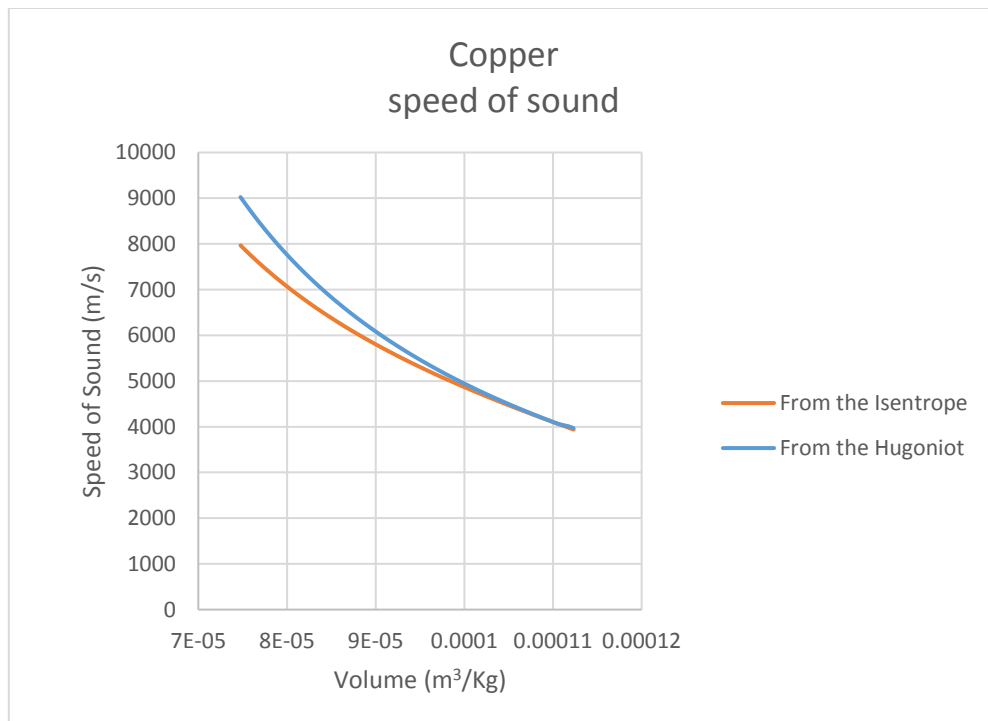


Figure 4
Speed of sound in shocked copper

It has been proposed to use the compression ratio to increase the speed of sound for the compressed material. Figure 5 compares this method to using the Hugoniot for computing the speed of sound. This method shows a greater deviation from the computed speed of sound when compared to the utilization of the Hugoniot.

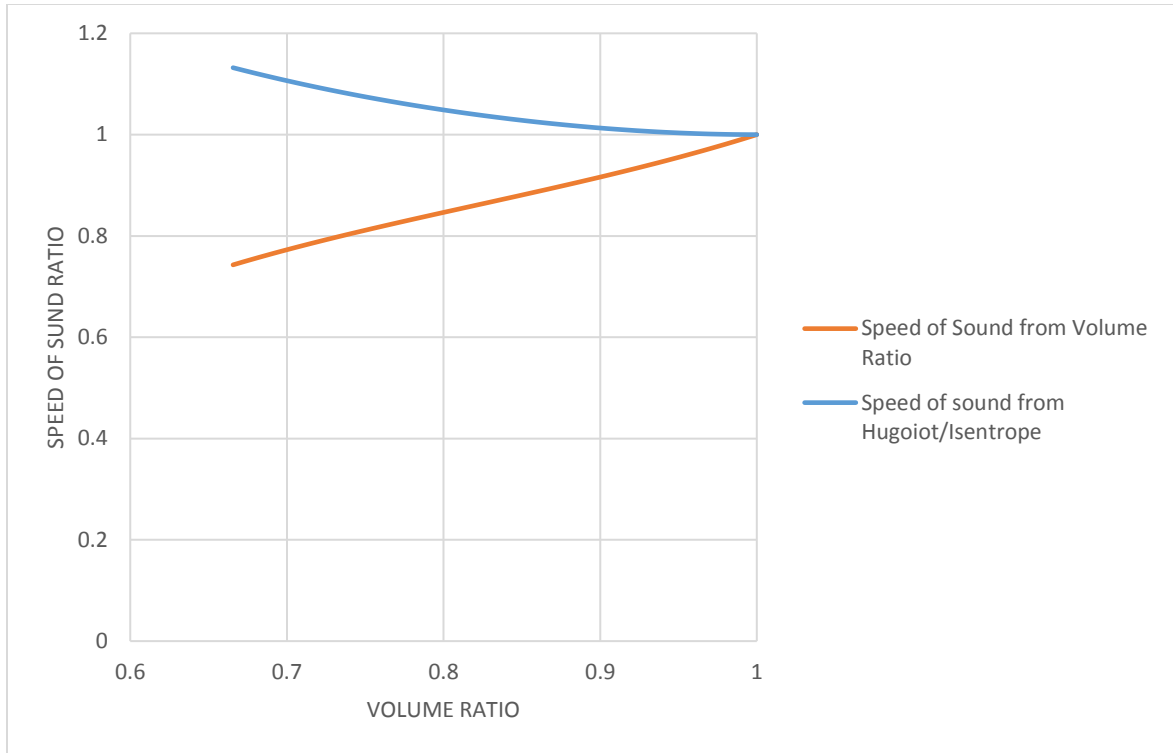


Figure 5
Copper ratio of speeds of sound

CONCLUSIONS

The methods investigated for approximating the speed of sound (using the Hugoniot or a compression ratio factor) have a high degree of accuracy at low pressures and correctly converge to the ambient speed of sound. All methods correctly predict higher speeds of sound for the higher energy shocked states. The approximations diverge progressively greater at higher shock states.

A number of equations were developed that relate the partial derivatives of the change in pressure to the volume along the Hugoniot to the isentrope. These equations are correct only for states on the isentrope (those obtained as a function of a single shock). The first uses only thermodynamics and the conservation equations and, as such, would be universally applicable. The second assumes an equation of state that allows for the computations of the values for the speed of sound.

UNCLASSIFIED

REFERENCES

1. Cooper, P.W., "Explosive Engineering," Wiley-VCH, 1996.
2. Meyers, M. A., "Dynamic Behavior of Material," John Wiley & Sons, Inc., 1994.

LIST OF SYMBOLS

Variables

c	Speed of sound
e	Specific internal energy
P	Pressure
s	Entropy
u_s	Shock velocity
u_p	Particle velocity
v	Specific volume
γ	Mie-Grüneisen coefficient
ρ	Density

Subscripts

H	Hugoniot
s	Isotopic
e	Constant energy
v	Isochoric
0	Initial state

UNCLASSIFIED

DISTRIBUTION LIST

U.S. Army ARDEC
ATTN: RDAR-EIK
RDAR-MEE-W, B. Fuchs
Picatinny Arsenal, NJ 07806-5000

Defense Technical Information Center (DTIC)
ATTN: Accessions Division
8725 John J. Kingman Road, Ste 0944
Fort Belvoir, VA 22060-6218

GIDEP Operations Center
P.O. Box 8000
Corona, CA 91718-8000
gidep@gidep.org

REVIEW AND APPROVAL OF ARDEC REPORTS

THIS IS A:

- TECHNICAL REPORT
- SPECIAL REPORT
- MEMORANDUM REPORT
- ARMAMENT GRADUATE SCHOOL REPORT

FUNDING SOURCE

[e.g., TEX3; 6.1 (ILR, FTAS); 6.2; 6.3; PM funded EMD; PM funded Production/ESIP; Other (please identify)]

Determination of the Speed of Sound Along
The Hugoniot in a Shocked Material
Title

Project

Dr. Brian E. Fuchs
Author/Project Engineer

Report number/Date received (to be completed by LCSD)

X4772, Bldg 3024
Extension, Building

US ARMY ARDEC ETPD DPERB
Author's/Project Engineers' Office (Division, Laboratory, Symbol)

PART 1. Must be signed before the report can be edited.

- a. The draft copy of this report has been reviewed for technical accuracy and is approved for editing.
- b. Use Distribution Statement A, XX, B, C, D, E, or F for the reason checked on the continuation of this form. Reason: _____
 1. If Statement A is selected, the report will be released to the National Technical Information Service (NTIS) for sale to the general public. Only unclassified reports whose distribution is not limited or controlled in any way are released to NTIS.
 2. If Statement B, C, D, E, or F is selected, the report will be released to the Defense Technical Information Center (DTIC) which will limit distribution according to the conditions indicated in the statement.
- c. The distribution list for this report has been reviewed for accuracy and completeness.

Scott Faluotico
Division Chief (Date) 4/24/17

PART 2. To be signed either when draft report is submitted or after review of reproduction copy.

This report is approved for publication.

Sanjeev K. Singh
Division Chief (Date) 4/24/17

Andrew Pskowski
RDAR-CIS (Date) 4/25/17

LCSD 49 supersedes SMCAR Form 49, 20 Dec 06