

**REPORT DOCUMENTATION PAGE**

Form Approved OMB NO. 0704-0188

The public reporting burden for this collection of information is estimated to average 1 hour per response, including the time for reviewing instructions, searching existing data sources, gathering and maintaining the data needed, and completing and reviewing the collection of information. Send comments regarding this burden estimate or any other aspect of this collection of information, including suggestions for reducing this burden, to Washington Headquarters Services, Directorate for Information Operations and Reports, 1215 Jefferson Davis Highway, Suite 1204, Arlington VA, 22202-4302. Respondents should be aware that notwithstanding any other provision of law, no person shall be subject to any penalty for failing to comply with a collection of information if it does not display a currently valid OMB control number.  
PLEASE DO NOT RETURN YOUR FORM TO THE ABOVE ADDRESS.

|   |                   |                                |   |   |  |
|---|-------------------|--------------------------------|---|---|--|
| 1. REPORT DATE (DD-MM-YYYY)<br>12-09-2017   |                   | 2. REPORT TYPE<br>Final Report |   | 3. DATES COVERED (From - To)<br>5-Aug-2013 - 4-Aug-2016 |  |
| 4. TITLE AND SUBTITLE<br>Final Report: Dopantless Diodes For Efficient Mid/deep UV LEDs and Lasers - Topic 4.2 Optoelectronics  |                   |                                | 5a. CONTRACT NUMBER<br>W911NF-13-1-0329               |   |  |
|   |                   |                                | 5b. GRANT NUMBER                                      |   |  |
|   |                   |                                | 5c. PROGRAM ELEMENT NUMBER<br>611102                  |   |  |
| 6. AUTHORS  |                   |                                | 5d. PROJECT NUMBER                                    |   |  |
|   |                   |                                | 5e. TASK NUMBER                                       |   |  |
|   |                   |                                | 5f. WORK UNIT NUMBER                                  |   |  |
| 7. PERFORMING ORGANIZATION NAMES AND ADDRESSES<br>Ohio State University<br>1960 Kenny Road<br><br>Columbus, OH 43210 -1016  |                   |                                | 8. PERFORMING ORGANIZATION REPORT NUMBER              |   |  |
| 9. SPONSORING/MONITORING AGENCY NAME(S) AND ADDRESS (ES)<br>U.S. Army Research Office<br>P.O. Box 12211<br>Research Triangle Park, NC 27709-2211  |                   |                                | 10. SPONSOR/MONITOR'S ACRONYM(S)<br>ARO               |   |  |
|   |                   |                                | 11. SPONSOR/MONITOR'S REPORT NUMBER(S)<br>63764-EL.13 |   |  |
| 12. DISTRIBUTION AVAILABILITY STATEMENT<br>Approved for public release; distribution is unlimited.  |                   |                                |   |   |  |
| 13. SUPPLEMENTARY NOTES<br>The views, opinions and/or findings contained in this report are those of the author(s) and should not be construed as an official Department of the Army position, policy or decision, unless so designated by other documentation. |                   |                                |   |   |  |
| 14. ABSTRACT  |                   |                                |   |   |  |
| 15. SUBJECT TERMS   |                   |                                |   |   |  |
| 16. SECURITY CLASSIFICATION OF:   |                   | 17. LIMITATION OF ABSTRACT     |   | 15. NUMBER OF PAGES                                     |  |
| a. REPORT<br>UU   | b. ABSTRACT<br>UU | c. THIS PAGE<br>UU             | UU  | 19a. NAME OF RESPONSIBLE PERSON<br>Roberto Myers        |  |
|   |                   |                                |   | 19b. TELEPHONE NUMBER<br>614-292-8439                   |  |

# RPPR Final Report

## as of 17-Nov-2017

Agency Code:

Proposal Number: 63764EL

Agreement Number: W911NF-13-1-0329

### INVESTIGATOR(S):

**Name:** Roberto Correa Myers  
**Email:** myers.1079@osu.edu  
**Phone Number:** 6142928439  
**Principal:** Y

Organization: **Ohio State University**

Address: 1960 Kenny Road, Columbus, OH 432101016

Country: USA

DUNS Number: 832127323

EIN: 316025986

**Report Date:** 04-Nov-2016

Date Received: 12-Sep-2017

**Final Report** for Period Beginning 05-Aug-2013 and Ending 04-Aug-2016

**Title:** Dopantless Diodes For Efficient Mid/deep UV LEDs and Lasers - Topic 4.2 Optoelectronics

**Begin Performance Period:** 05-Aug-2013

**End Performance Period:** 04-Aug-2016

**Report Term:** 0-Other

Submitted By: Roberto Myers

Email: myers.1079@osu.edu

Phone: (614) 292-8439

**Distribution Statement:** 1-Approved for public release; distribution is unlimited.

**STEM Degrees:** 4

**STEM Participants:** 4

**Major Goals:** We developed a new type of pn-diode not requiring impurity doping, polarization-induced nanowire LEDs (PINLEDs) containing zero dislocations, and exhibiting hole conductivity in AlGaIn without acceptor doping. Building on our development of PINLEDs, the goal of this 3 year project was to study the fundamental optical and electronic processes in PINLEDs to understand the limits of efficiency in deep UV optoelectronics based on AlGaIn in the absence of dislocations and ionized impurity dopants. To study the effect of strain and confinement energy on optical properties, AlGaIn and InGaIn quantum disks with compositions across the entire alloy ranges were to be developed taking advantage of strain accommodation in nanowires enabling exploration of quantum disks active regions with unusually large confinement. The limits of polarization-induced conductivity were to be tested by steepening the compositional grade to boost polarization charge, as well as by examining how passivation or modulation doping affects diode conductivity. Besides ensemble measurements, individual PINLEDs were to be electrically probed using scanning conductance probe microscopy (SCPM).

**Accomplishments:** This 3 year project involved training of a total of four graduate students, two of which earned PhD's and two Master's degrees based in large part on this project. Of the 8 journal articles stemming directly from this project, they have been cited over 100 times.

After receiving ARO funding in August 2013, we began work to push the PINLEDs to shorter wavelengths. In 2014, we demonstrated the first ever deep UV (<270nm) wavelength nanowire LED, which is also integrated on p-type Si wafers [see slide 2]. Originally AlGaIn nanowire devices exhibited a strong EL peak at 300nm, however with increased substrate growth temperatures, the 300nm peak is removed and the quantum well EL is recovered. Although the devices are currently far from optimized, the basic materials synthesis was in place.

In 2014 to 2015, we dedicated our work to optimize the performance of the nanowire LEDs grown on Si. Two methods were used to take advantage of polarization properties of III-Nitrides and improve the LED operation. In both cases, these projects were first of their kind.

We incorporated tunnel junctions inside of nanowire LEDs [see slide 3]. This allows for conversion from n-type to p-type conduction to allow for better electrical contact and therefore higher efficiency hole injection. This was the first (and currently only report) of tunnel junction incorporation into III-Nitride nanowires. The tunnel junctions lead to huge reduction in threshold voltage and therefore allow us to push much higher current through the LEDs with high power efficiency.

We carried out the first ever systematic tuning of polarization hole doping [see slide 3]. Our devices achieve high

## RPPR Final Report as of 17-Nov-2017

carrier concentrations by performing concentration gradient, which leads to polarization induced conductivity. In a first ever study, we systematically varied the concentration gradient leading to measurable changes in the polarization induced hole doping. We found that by performing a very steep concentration gradient, we could reach free hole densities of more than  $1E19 \text{ cm}^{-3}$  with minimal donor compensation. These results have significant repercussions not just for nanowire, but also entire Nitride community.

After demonstrating electrical optimization of the LED structures as shown in the previous slide, we focused on optimizing the active regions.

Following a prediction from NRL that Auger recombination could be reduced by altering the quantum well shape in AlGaIn UV LEDs, we carried out a study to investigate the effect of quantum well shape on the EL. Our simulations show that square QWs exhibit much smaller e-h overlap than parabolic quantum wells.

To validate the simulations, nanowire LEDs were grown with square or parabolic active regions with different thicknesses. In all cases, the parabolic QWs exhibited more intense EL, which is attributable to the increased e-h overlap as well as reduced Auger recombination [see slide 4].

To our knowledge this is the first and only demonstration of enhanced EL in III-Nitride LED by using parabolic QW profile and is thus of importance to not only the nanowire, but the entire Nitride optoelectronics community.

In 2015 we also began study of active regions consisting of pure GaN but with thicknesses of just 1 to 2 ML. Such ultrathin GaN quantum disks had previously been shown in bulk to exhibit UV emission. Detailed STEM microscopy study of our samples revealed defect-free ultrathin GaN active regions with AlN barriers. We constructed LEDs from these structures and found EL peaks down to 240nm. This is the record shortest EL wavelength ever reported for pure GaN [see slide 5]. The advantage of pure GaN vs AlGaIn quantum well active regions, is that GaN may exhibit different optical selection rules to allow enhanced deep UV emission (work still in progress). Supporting this hypothesis, the ultrathin GaN LEDs exhibit 20times brighter EL than our purely AlGaIn QW LEDs.

In 2015, we demonstrated operational devices on metallic thin films. This demonstrates the versatility of the synthesis allowing synthesis of these LEDs on molybdenum coated glass substrates. These are the first operational nanowire LEDs to be grown directly on metal films to our knowledge. Since our report appeared, there appears to have been a rapid increase in interest in this topic (nanowires on metal), with an additional report of operational visible wavelength InGaIn nanowires grown on bulk polycrystalline Mo substrates appearing very shortly after our article appeared.

In summer 2015, we began growth of III-Nitride nanowires on metal foils to examine the possibility of scalable nanomanufacturing of III-Nitride optoelectronics. The very first PAMBE growths on as-received Ta and Ti flexible metal foils resulted in good nanowire growth. PL measurements show that the optical quality of these nanowires is as good as those of nanowires grown on single crystalline Si wafers. Finally, we grew a nanowire LED with AlGaIn active region as a proof of concept. Although the early devices are dim, they actually result in measurable EL emerging from the AlGaIn active regions, with peak at 350nm range. This was the first time, to our knowledge, that nanowire LED (or any LED for that matter) was directly grown on a flexible free-standing metal foil. We believe these results pave the way for scalable nanomanufacturing of III-Nitride optoelectronics (roll 2 roll for example) [see slide 6]. Since our accomplishment of operational nanowire LEDs on metal foil, a number of groups have moved forward with this approach.

**Training Opportunities:** Nothing to Report

## RPPR Final Report as of 17-Nov-2017

- Results Dissemination:**
1. June 2016, Electronic Materials Conference, Newark, DE, "Integration of Ultraviolet Nanowire LEDs Directly on Flexible Metal Foil – A Route Toward Scalable Photonics" Brelon J. May, A.T.M. Golam Sarwar, Roberto C. Myers (student talk).
  2. May 2016, Emerging Technologies Conference, Montreal, Canada, "Nanowire Photonics Integrated on Metal for Scalable Nanomanufacturing", Roberto C. Myers (invited).
  3. November 2015, OSU Physics Department, Columbus, OH, "Fabrication and Simulation of Waveguides for AlGa<sub>N</sub> Nanowire LEDs", Emilio A. Codecido, ATM G. Sarwar, Brelon J. May, and Roberto C. Myers (student poster).
  4. October 2015, SACNAS National Conference, Washington D.C., "Towards UV lasing: Fabrication and Simulation of Waveguides for Nanowire LEDs", Emilio A. Codecido, ATM G. Sarwar, Brelon J. May, and Roberto C. Myers (student talk).
  5. October 2015, APS Bridge Conference, Miami, FL, "Fabrication of a Cavity for Deep Ultraviolet Edge Emitting Nanowire LEDs", Emilio A. Codecido, ATM G. Sarwar, Brelon J. May, and Roberto C. Myers (student poster).
  6. October 2015, North American Molecular Beam Epitaxy Conference, Riviera Maya, Mexico, "III-N Nanowires on Metal Foils". B. J. May, ATM Sarwar and R. C. Myers (student poster).
  7. July 2015, IEEE Photonics Society Summer Topics Meeting, Nassau, Bahamas, "Ultraviolet nanowire LEDs on silicon", R. C. Myers (invited).
  8. June 2015, Compound Semiconductor Week, Santa Barbara, CA, "Polarization hole engineering in deep-ultraviolet nanowire LEDs", ATM Sarwar, Santino Carnevale, Thomas Kent, Brelon May, Fan Yang, David McComb, and Roberto Myers (Student talk).
  9. June 2015, Device Research Conference, Columbus, OH, "Tunnel Junction Integrated Ultraviolet Nanowire LEDs", ATM Golam Sarwar, Brelon May, and Roberto C. Myers (Student talk).
  10. June 2015, Electronic Materials Conference, Columbus, OH, "Fabrication of a Cavity for Deep Ultraviolet Edge Emitting Nanowire LEDs", Emilio A. Codecido, ATM G. Sarwar, Brelon J. May, and Roberto C. Myers (student talk).
  11. May 2015, IMR Materials Week, Columbus, OH, "Fabrication of a Cavity for Deep Ultraviolet Edge Emitting Nanowire LEDs", Emilio A. Codecido, ATM G. Sarwar, Brelon J. May, and Roberto C. Myers (student poster).
  12. February 2015, SPIE Photonics West, San Francisco, California, "Tunnel-junction-enhanced ultraviolet nanowire light-emitting diodes integrated on silicon", A. T. M. G. Sarwar, B. J. May, and R. C. Myers (student talk).
  13. June 2014, Electronic Materials Conference, Santa Barbara, California, "Tunable Deep Ultraviolet Electroluminescence from Nanowire Light Emitting Diodes with Al<sub>x</sub>Ga<sub>1-x</sub>N Active Regions". T. F. Kent, S. D. Carnevale, A. T. M. G. Sarwar, and R. C. Myers (student talk).
  14. June 2014, Electronic Materials Conference, Santa Barbara, California, "Engineering the polarization hole doping of graded nanowire ultraviolet LEDs integrated on Molybdenum and Silicon". A. T. M. G. Sarwar, S. D. Carnevale, T. F. Kent and R. C. Myers (student talk).
  15. May 2014, IMR Materials Week, Columbus, Ohio, "Polarization-induced UV nanowire LEDs on silicon and molybdenum films". A. T. M. G. Sarwar, S. D. Carnevale, T. F. Kent, F. Yang, R. C. Myers (student poster).
  16. May 2014, IMR Materials Week, Columbus, Ohio, "Tunable Deep Ultraviolet Electroluminescence from Nanowire Light Emitting Diodes with Al<sub>x</sub>Ga<sub>1-x</sub>N Active Regions". T. F. Kent, S. D. Carnevale, A. T. M. G. Sarwar, and R. C. Myers (student poster).
  17. February 2014, SPIE Photonics West, San Francisco, California, "Polarization-Induced Nanowire Light Emitting Diodes with Deep Ultraviolet Emission", T. F. Kent, S. D. Carnevale, A. T. M. G. Sarwar, and R. C. Myers (student talk).
  18. February 2014, Lawrence Symposium on Epitaxy, Scottsdale AZ, "Wide bandgap heterostructures, tunnel junctions and nanowires", R. C. Myers (invited).
  19. August 2013, International Conference on Nitride Semiconductors, Washington, D.C., "Ferromagnetism and magneto-transport in Gd-doped Al<sub>N</sub>-Ga<sub>N</sub> two-dimensional electron gases", Z. Yang, T. F. Kent, H. Jin, J. Yang, and R. C. Myers (student talk).
  20. August 2013, International Conference on Nitride Semiconductors, Washington, D.C., "Atomically Sharp 318nm Gd:AlGa<sub>N</sub> Ultraviolet Light Emitting Diodes on Si with Low Threshold Voltage", Thomas F. Kent, Santino D. Carnevale, and Roberto C. Myers (student poster).

**Honors and Awards:** Nothing to Report

**Protocol Activity Status:**

**Technology Transfer:** Nothing to Report

**RPPR Final Report**  
as of 17-Nov-2017

**PARTICIPANTS:**

**Participant Type:** Graduate Student (research assistant)

**Participant:** ATM Golam Sarwar

**Person Months Worked:** 12.00

**Funding Support:**

Project Contribution:

International Collaboration:

International Travel:

National Academy Member: N

Other Collaborators:

**Participant Type:** Graduate Student (research assistant)

**Participant:** Thomas Kent

**Person Months Worked:** 12.00

**Funding Support:**

Project Contribution:

International Collaboration:

International Travel:

National Academy Member: N

Other Collaborators:

**Participant Type:** Graduate Student (research assistant)

**Participant:** Brelon May

**Person Months Worked:** 12.00

**Funding Support:**

Project Contribution:

International Collaboration:

International Travel:

National Academy Member: N

Other Collaborators:

**Participant Type:** Graduate Student (research assistant)

**Participant:** Emilio Codecido

**Person Months Worked:** 12.00

**Funding Support:**

Project Contribution:

International Collaboration:

International Travel:

National Academy Member: N

Other Collaborators:

**Participant Type:** PD/PI

**Participant:** Roberto Myers

**Person Months Worked:** 1.00

**Funding Support:**

Project Contribution:

International Collaboration:

International Travel:

National Academy Member: N

Other Collaborators:

**CONFERENCE PAPERS:**

**RPPR Final Report**  
as of 17-Nov-2017

**Publication Type:** Conference Paper or Presentation **Publication Status:** 1-Published  
**Conference Name:** 2015 73rd Annual Device Research Conference (DRC)  
Date Received: 07-Sep-2017 Conference Date: 21-Jun-2015 Date Published: 06-Aug-2015  
Conference Location: Columbus, OH, USA  
**Paper Title:** Tunnel junction integrated ultraviolet nanowire LEDs  
**Authors:** ATM Golam Sarwar, Brelon J May, R. C. Myers  
Acknowledged Federal Support: **Y**

**DISSERTATIONS:**

**Publication Type:** Thesis or Dissertation  
**Institution:** The Ohio State University  
Date Received: 07-Sep-2017 Completion Date: 8/8/14 6:56PM  
**Title:** III-Nitride Nanostructures for Optoelectronic and Magnetic Functionalities: Growth, Characterization and Engineering  
**Authors:** Thomas F. Kent  
Acknowledged Federal Support: **N**

**Publication Type:** Thesis or Dissertation  
**Institution:** The Ohio State University  
Date Received: 12-Sep-2017 Completion Date: 12/10/15 2:39PM  
**Title:** Extreme Band Engineering of III-Nitride Nanowire Heterostructures for Electronic and Photonic Application  
**Authors:** ATM Golam Sarwar  
Acknowledged Federal Support: **N**

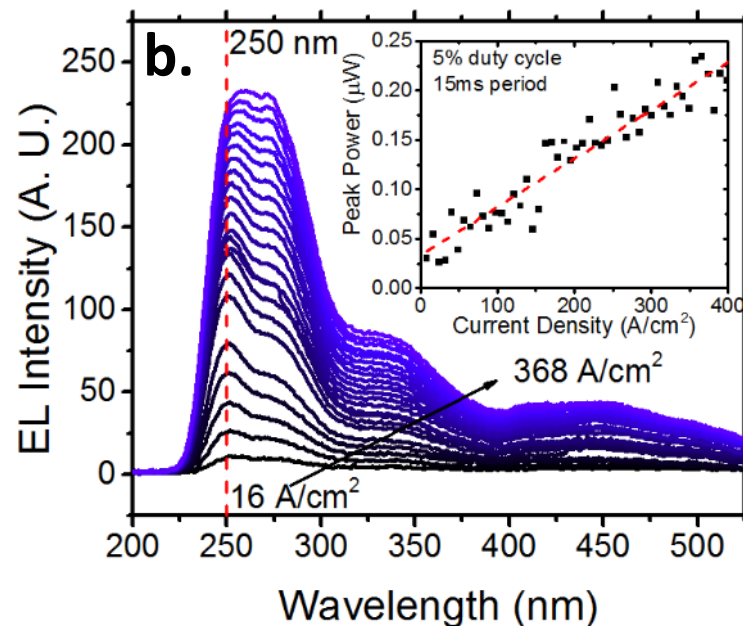
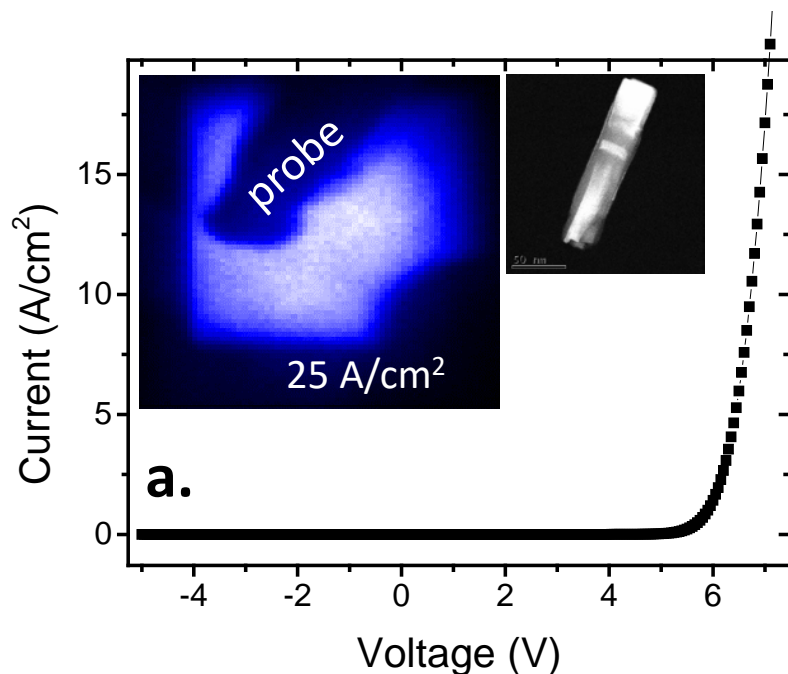
# ARO final report slides

W911NF1310329

## Table of Contents

- Slides 2-6 = executive summary of research highlights
- Slide 7-18 = 2014 EMC talk, first Deep UV Nanowire LEDs
- Slides 19-30 = 2015 DRC talk, First tunnel junction enhanced nanowire LEDs
- Slides 31-50 = 2015 CSW talk, Polarization Hole Engineering in Deep-Ultraviolet Nanowire LEDs
- Slide 51- = 61 = 2016 NAMBE talk, First operational Nitride nanowire LEDs on metal foil

# 2014, First deep UV nanowire LED (<270nm)



## Plasma-Assisted Molecular Beam Epitaxy (PAMBE)

- Polarization-induced nanowire pn-junction (back and forth, GaN→AlN→GaN composition gradient)
- High temperature grown high Al content AlGaN quantum well active region

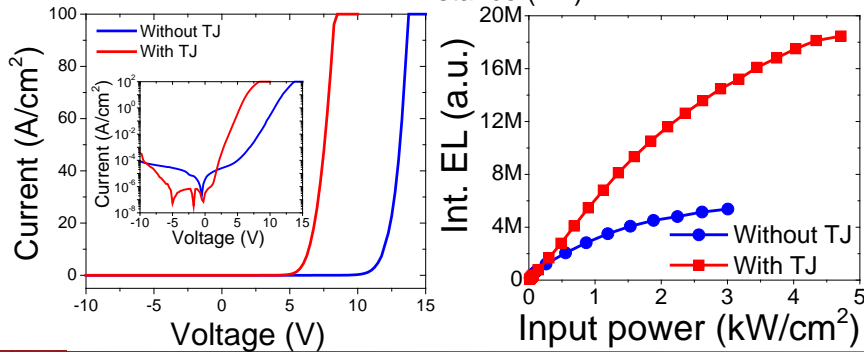
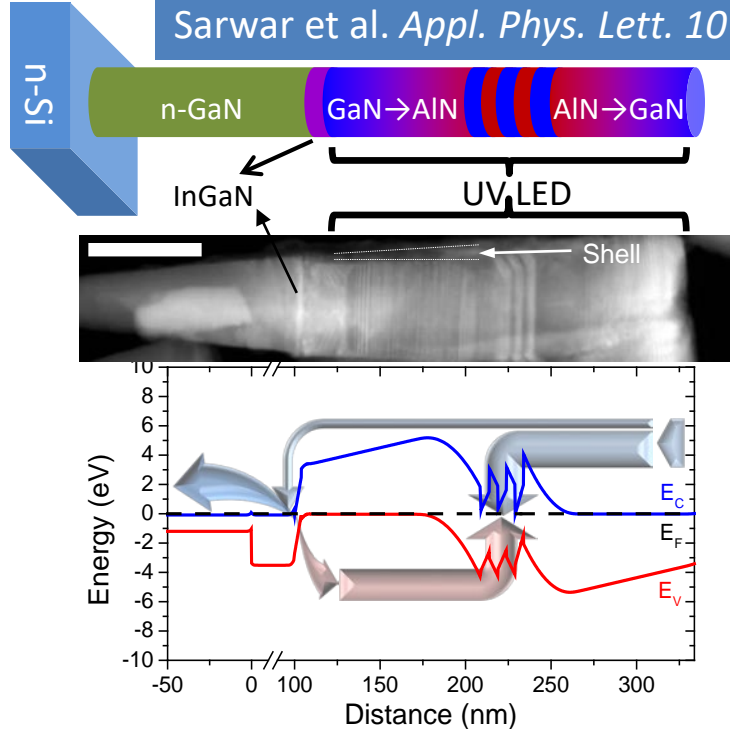
- EL emission to 250 nm
- Top emission through metal contacts,
- back contact is p-Si wafer (silicon integrated)

Kent et al. *Nanotechnology* 25, 455201 (2014)

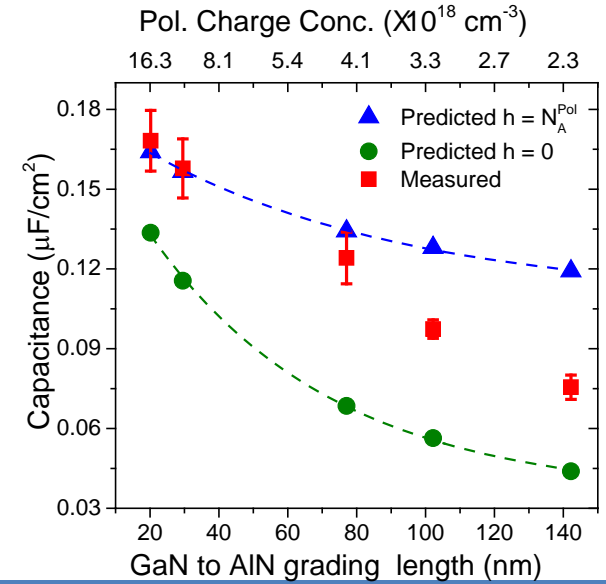
# 2015, Polarization-engineered nanowire LEDs

First tunnel junction enhanced nanowire LEDs by polarization engineering


Sarwar et al. *Appl. Phys. Lett.* 107, 101103 (2015)



First systematic tuning of polarization hole doping in AlGaN

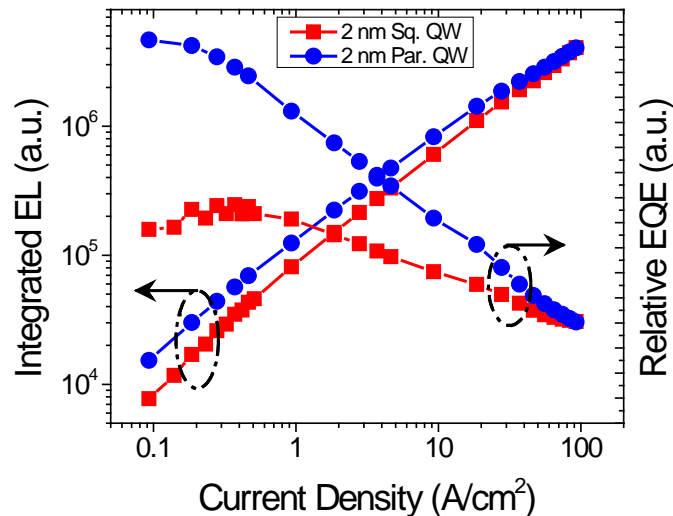
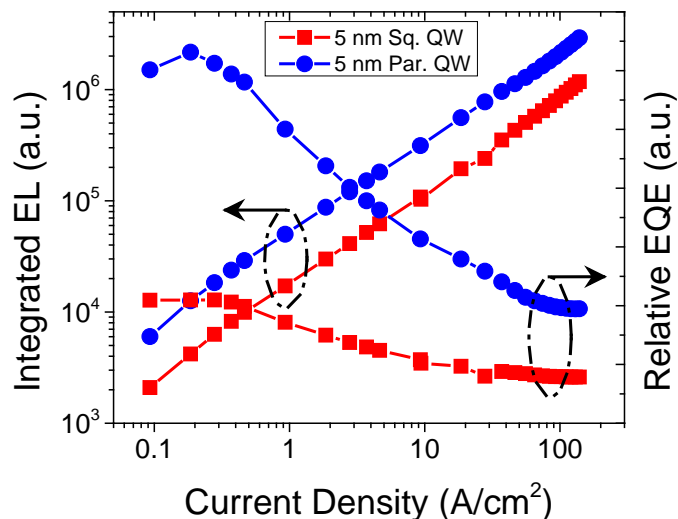
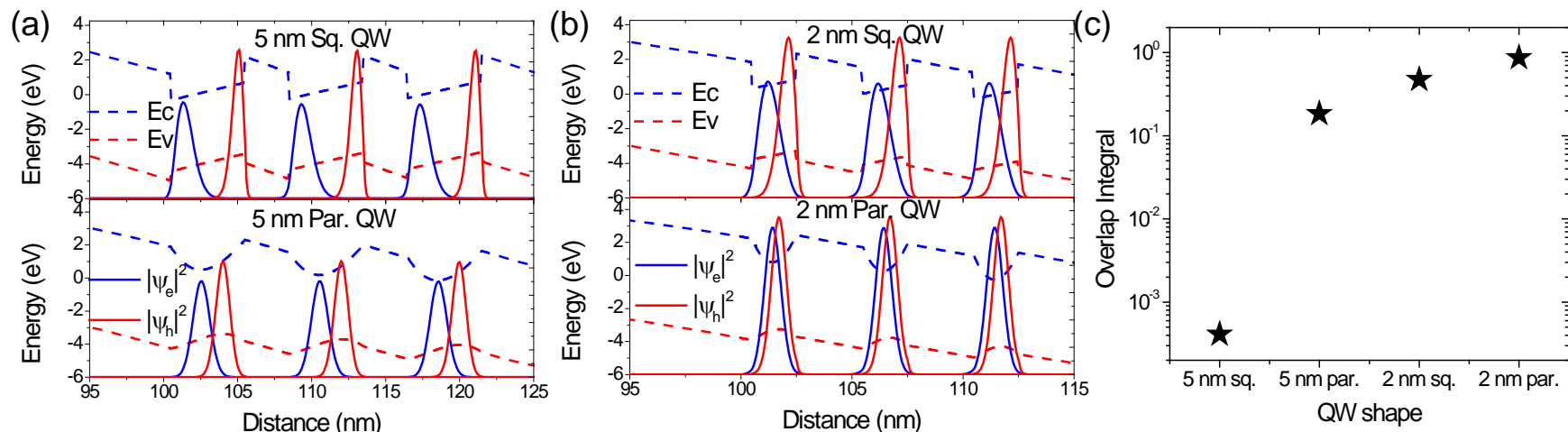


Sarwar et al. *Appl. Phys. Lett.* 106, 032102 (2015)



# 2015, Effect of quantum well shape and width

## Square versus parabolic quantum wells

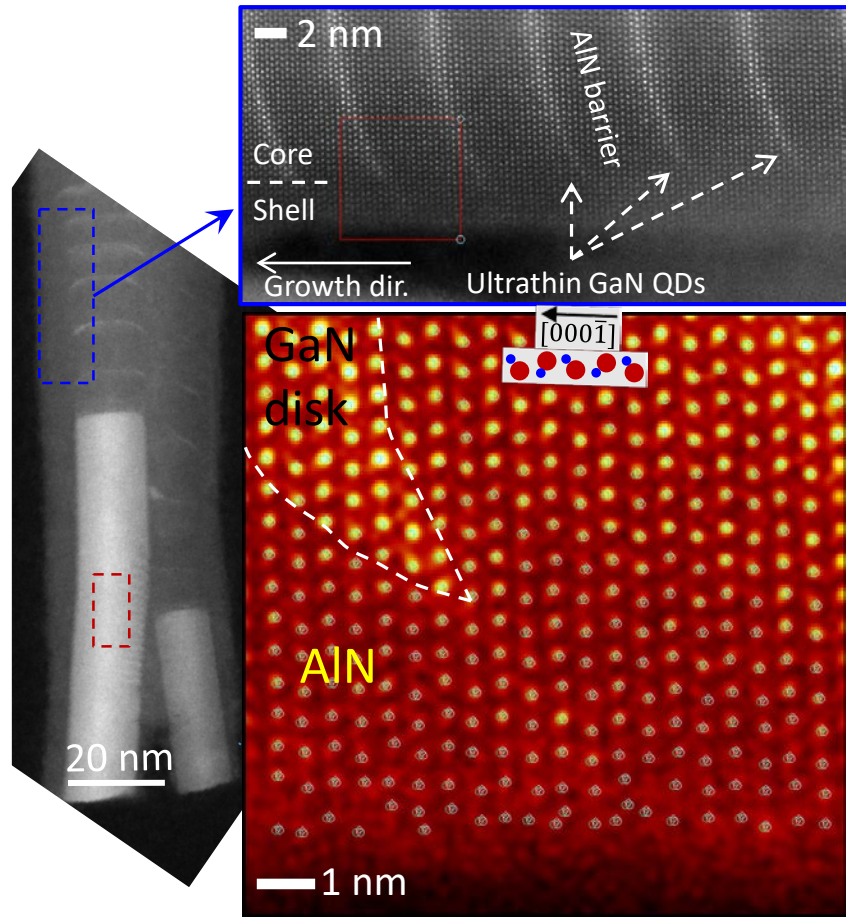


Synthesized by PAMBE

Sarwar et al. Phys. Status Solidi A. (2015)

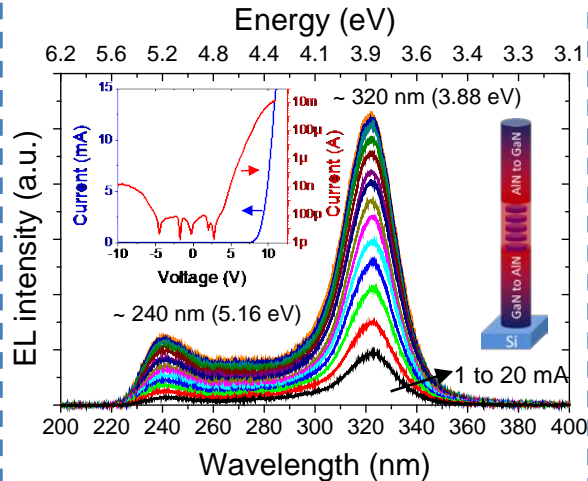
# 2016, Deep UV nanowire LEDs by extreme confinement

Ultrathin (1 to 2 ML) GaN quantum disks with AlN barriers

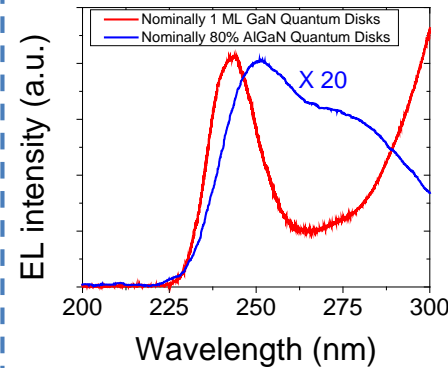


Sarwar et al. *in-review* (2016)

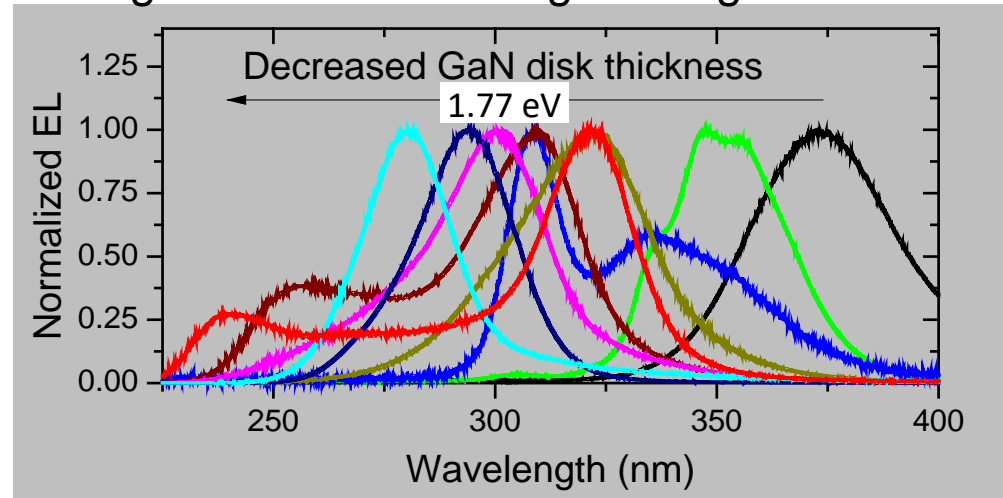
EL as short as 240nm from quantum confined GaN



Enhanced emission from GaN QDs



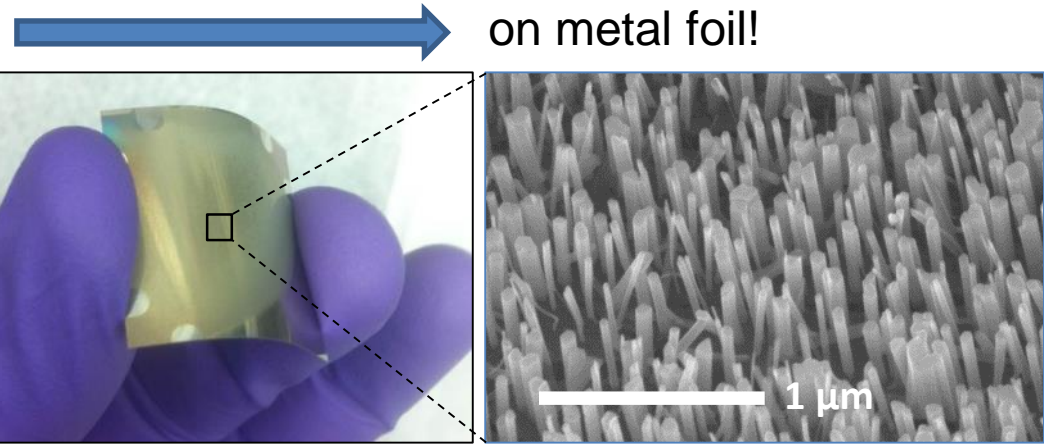
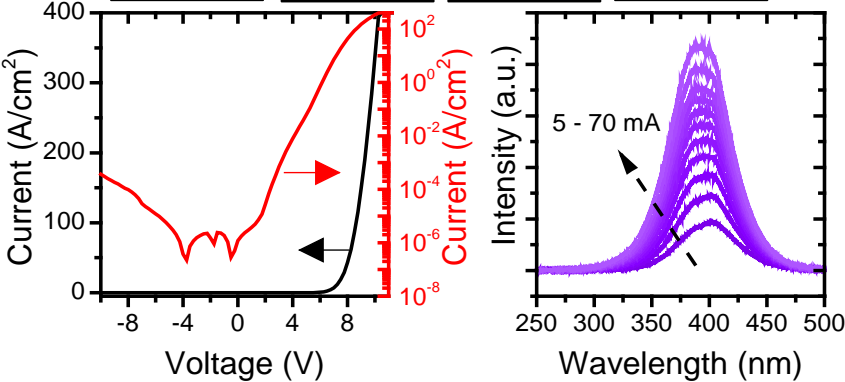


Tuning emission wavelength using confinement



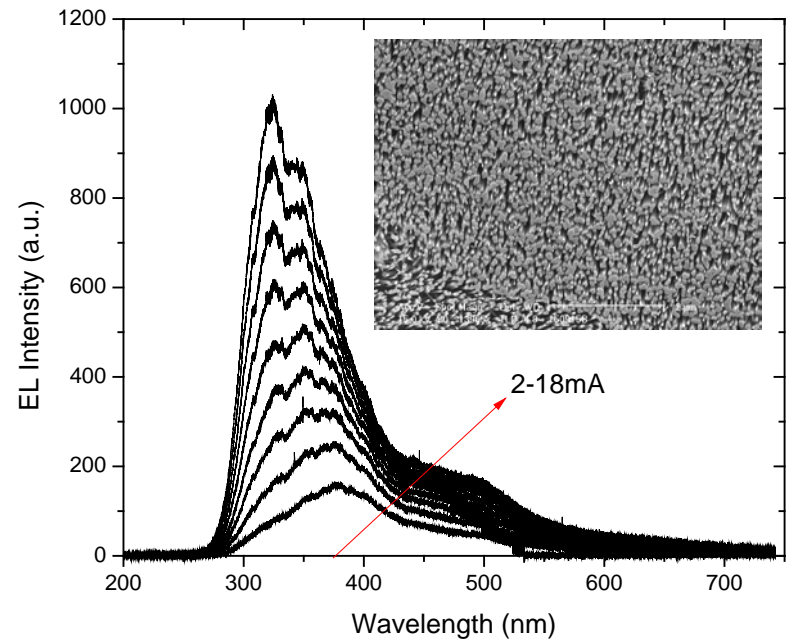
# 2015, First UV nanowire LEDs grown on metal

Nanowire LEDs on metal thin films

Sarwar et al. *Small* 11, 5402 (2015)



May et al. *APL* 108, 141103 (2016)



# Deep Ultraviolet Emitting Polarization Induced Nanowire Light Emitting Diodes with $\text{Al}_x\text{Ga}_{1-x}\text{N}$ Active Regions

T. F. Kent<sup>1</sup>, S. D. Carnevale<sup>2</sup>, A. T. M. Sarwar<sup>2</sup>, F. Yang<sup>1</sup>, D. McComb<sup>1</sup> and R. C. Myers<sup>1,2</sup>

<sup>1</sup>Department of Materials and Science Engineering, Ohio State University

<sup>2</sup>Department of Electrical and Computer Engineering, Ohio State University

Outline –

- Prospects for solid state deep ultraviolet optoelectronics
- Polarization doping for enhanced p-type AlGaN performance
- III-nitride nanowire polarization enhanced LEDs with bandgap tunable EL
- Difficulties with high Al composition AlGaN active regions
- Utilizing high substrate temperatures to grow high quality AlGaN QWs

## For Additional Details:

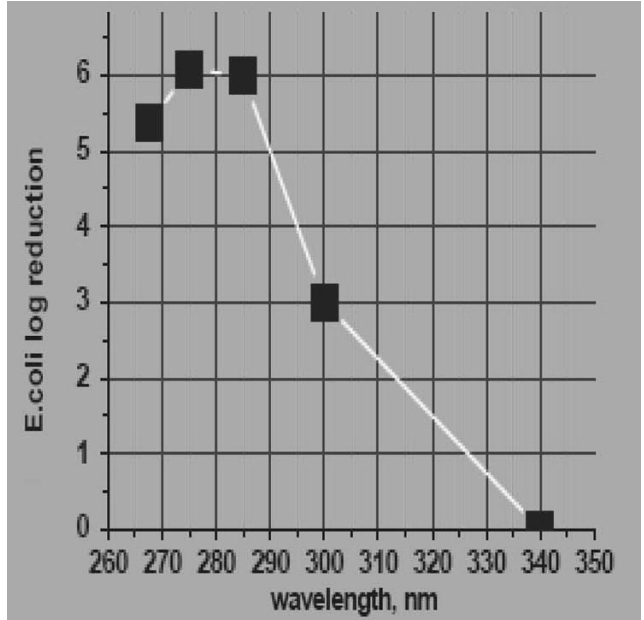
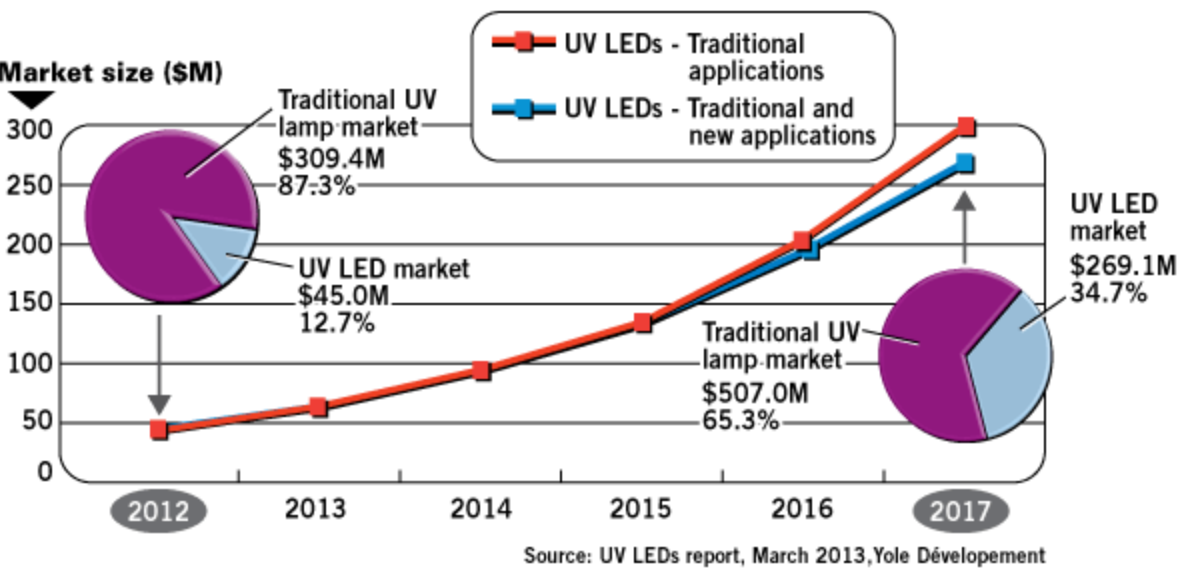
S. D. Carnevale, T. F. Kent, *et al.*, *Nano Lett.*, **2012**, 12 (2), pp 915–920

S. D. Carnevale, T. F. Kent, *et al.*, *Nano Lett.*, **2013**, 13 (7), pp 3029–3035

T. F. Kent, S. D. Carnevale and R. C. Myers, *Appl. Phys. Lett.* **102**, 201114 (2013)

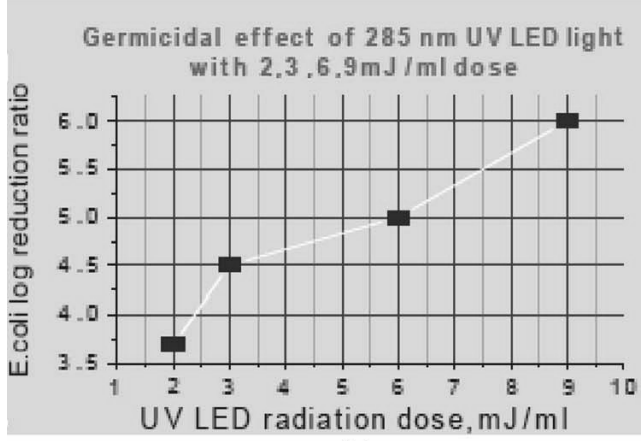


# Solid State Deep Ultraviolet Optoelectronics



(a)

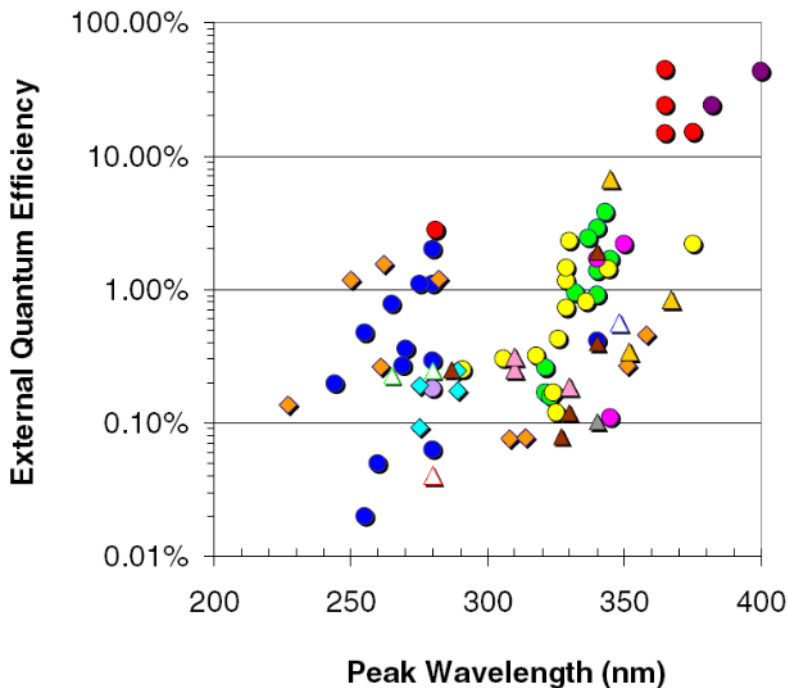
- UVB/UVC solid state emitters is a rapidly growing market
  - UV curing of adhesives
  - Water disinfection
  - Chemical Agent detection
- Replacement of bulky, toxic Hg arc lamps
- Applications require high output power, EQE



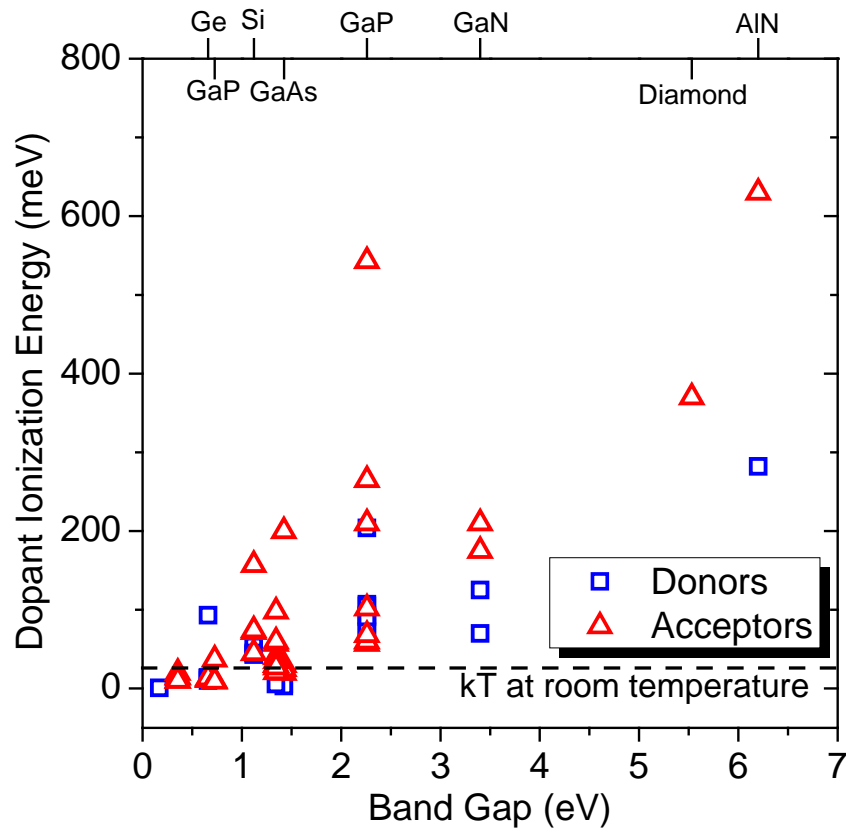
SHUR AND GASKA IEEE TRANS. ON ELEC. DEV., VOL. 57, NO. 1, 2010

# What's limiting SS-DUV technology?

- Solid state DUV emitters typical exhibit lower EQE as bandgap increases
  - poor dopant activation
  - strain driven TM/TE mode switching
  - high TDD



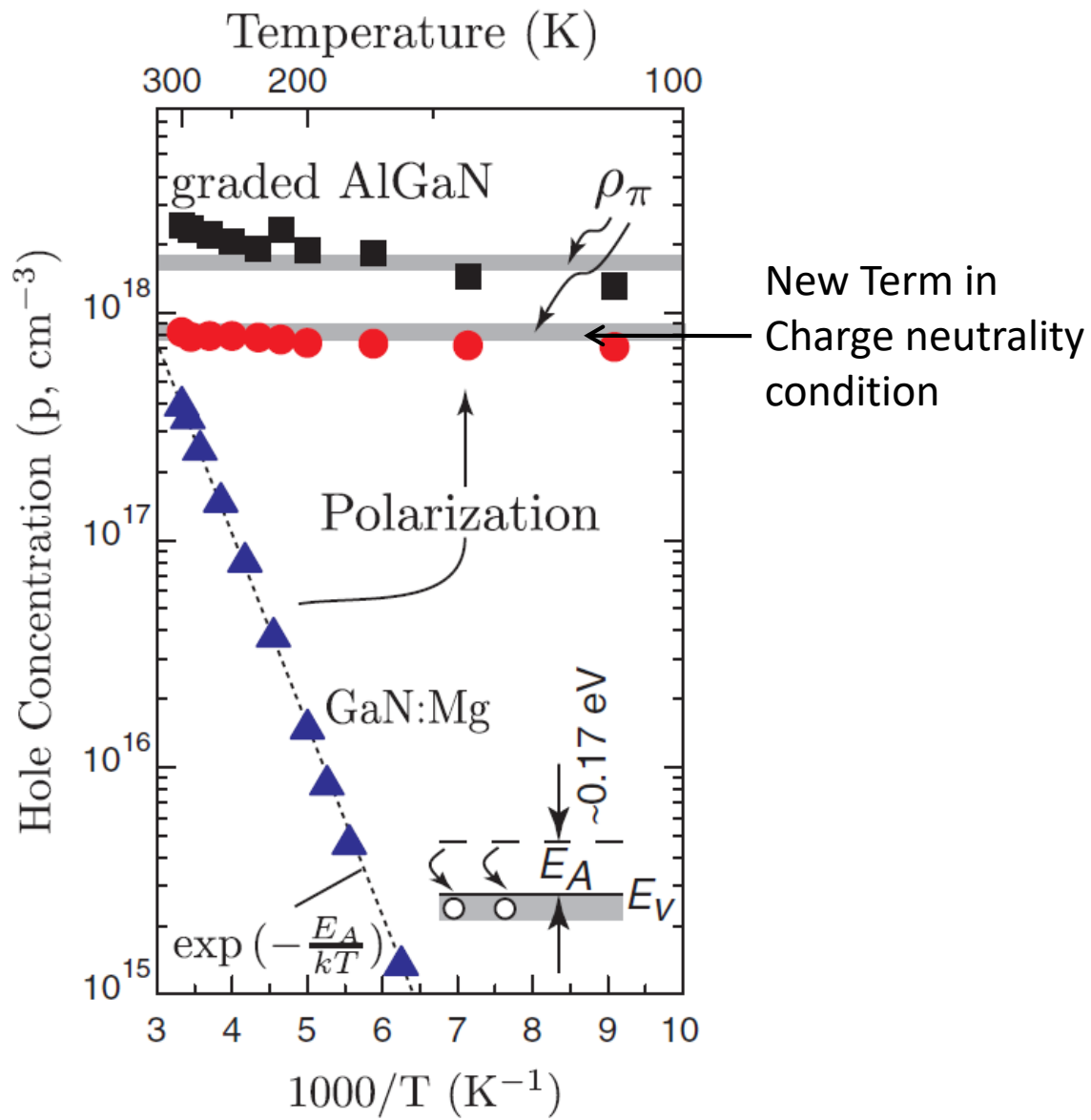
Kneissl et al., 2011, *Semicond. Sci. Technol.*



- Wide bandgap materials typically exhibit very large dopant activation energies
  - Can be far in excess of thermal energy

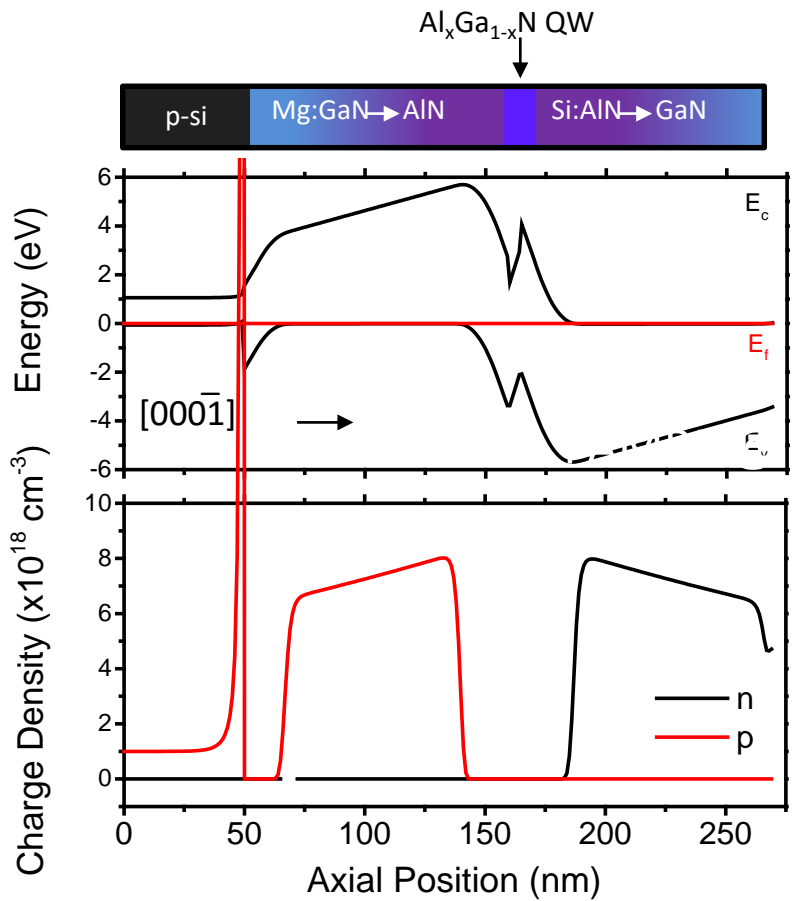

# Basics of Polarization Doping in Graded III-nitrides

- III-nitride unit cells have a sizeable, composition dependent polarization moment
- Linearly grading composition in AlGaN gives rise to regions of bound charge
- Can reverse charge sign by grading from AlN to GaN
- Gives rise to additional driving force for dopant activation



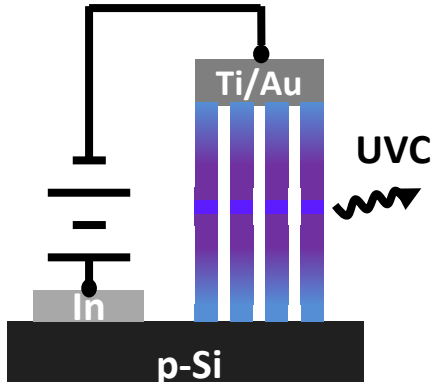
Simon et al., 2010, *Science*

# Polarization Induced Nanowire Light Emitting Diodes (PINLEDs)



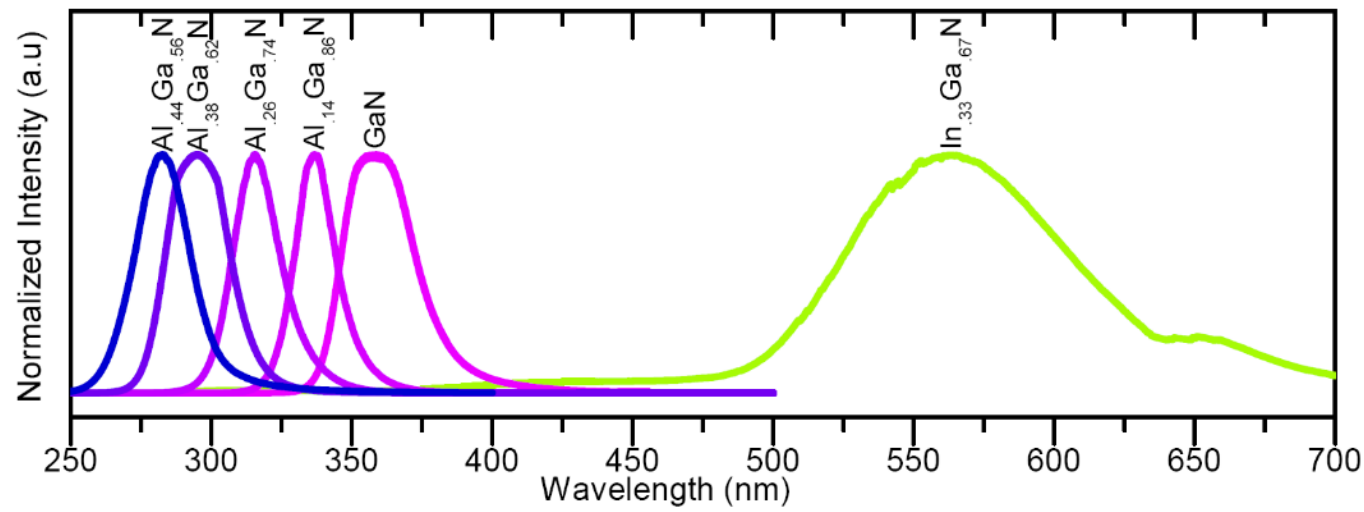
- Unique strain tolerant properties of self assembled nanowires allow composition grading over the full compositional range of AlGaN

- Can form highly conductive polarization enhanced n and p-type regions of a wide bandgap pn heterojunction to make LEDs



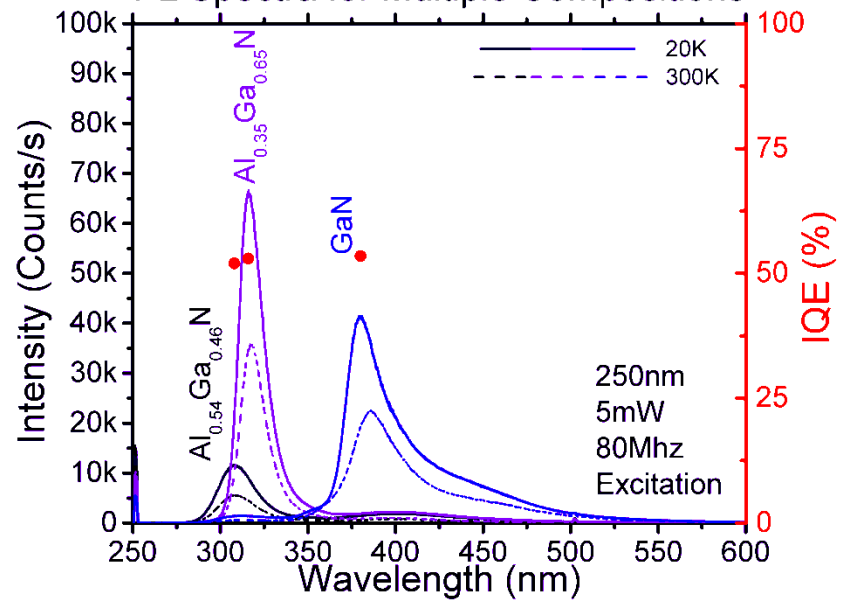
# Optical Properties of PINLEDs

Electroluminescence spectra for a variety of active regions



- Unique heterostructure design imparts large flexibility in active region composition/ emission wavelength
- Nanowire devices exhibit high IQE values across the composition range, suggesting that material optical quality is high

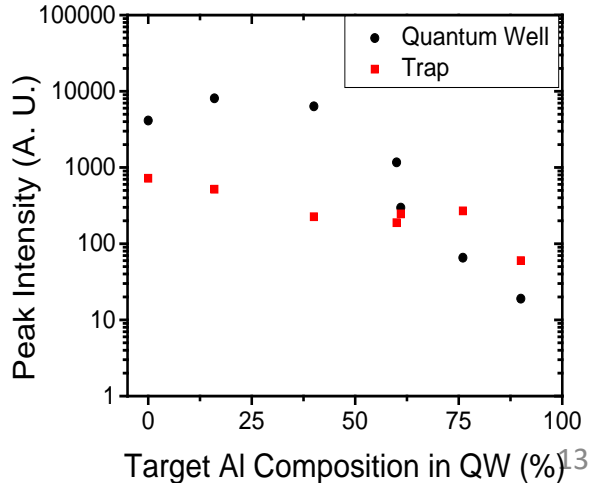
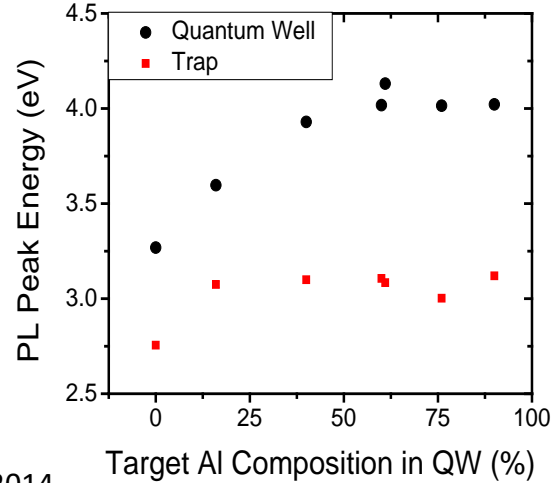
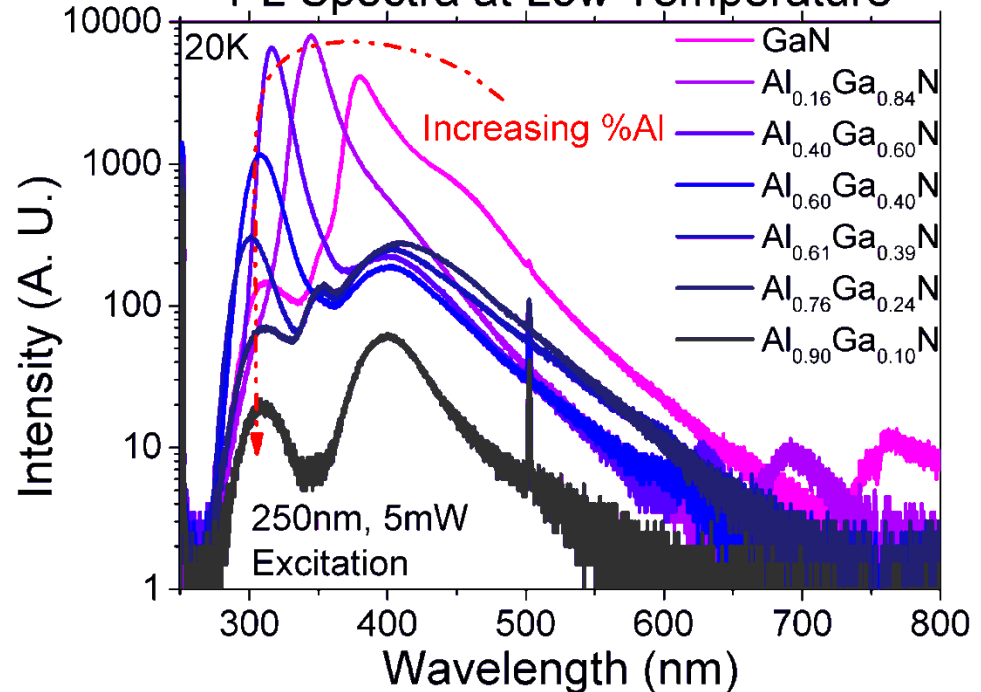
$\text{Al}_x\text{Ga}_{1-x}\text{N}$  Quantum Disk PINLED Devices  
PL Spectra for Multiple Compositions




# Limitations on DUV wavelength tuning

- Full spectroscopic analysis across AlGaN composition range reveals more complicated behavior
- Initially, as %Al increases, emission intensity is relatively constant and energy shifts monotonically
- As %Al exceeds 50%, peak intensity becomes quenched and emission wavelength becomes constant
- Likely due to trap in AlGaN active region, possibly oxygen related

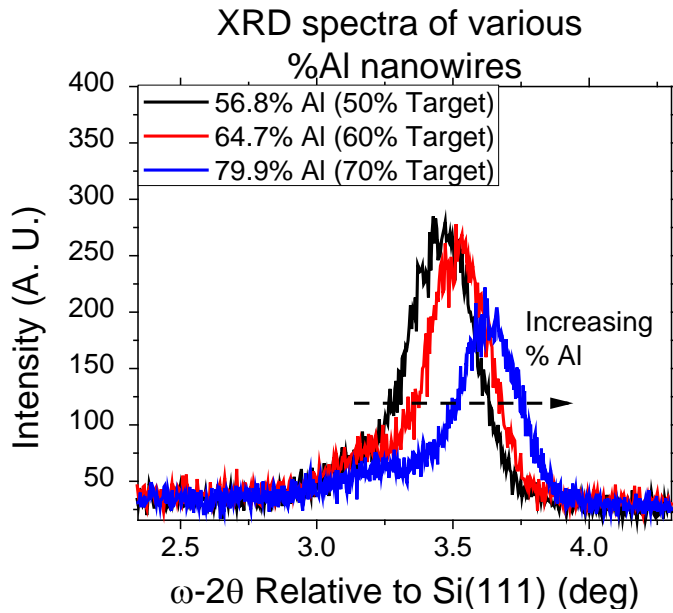
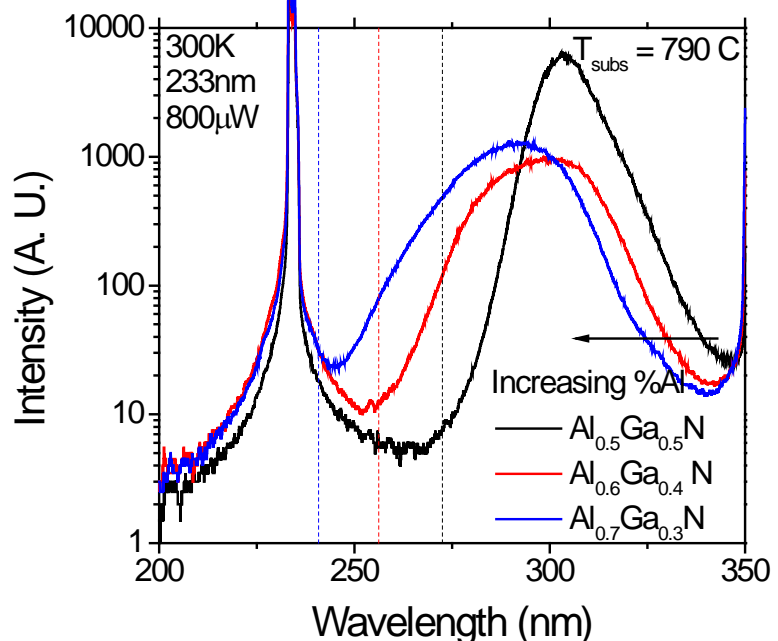
Multiple Active Region PINLEDs  
PL Spectra at Low Temperature



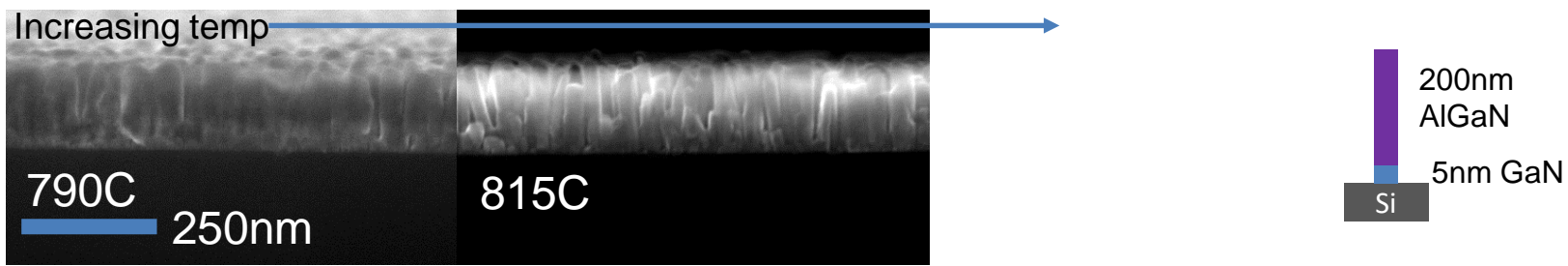
# Isolation of active region material from device heterostructure



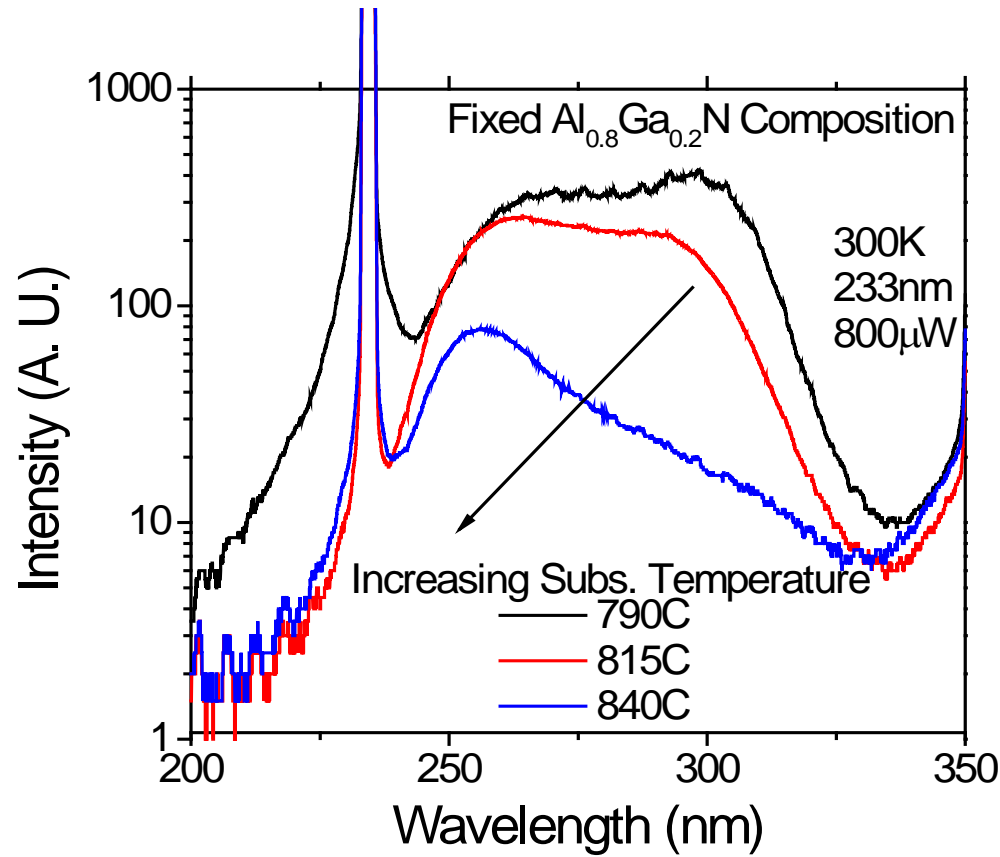
- Need to study active region optical properties independent of heterostructure
- Two step- GaN/AlGaN “bulk” structures
- As %Al increases, peaks become broader, but are largely centered around 300nm indicative of defect level to band edge transition
- Experimentally measured energies do not correspond with expected values for planar AlGaN films



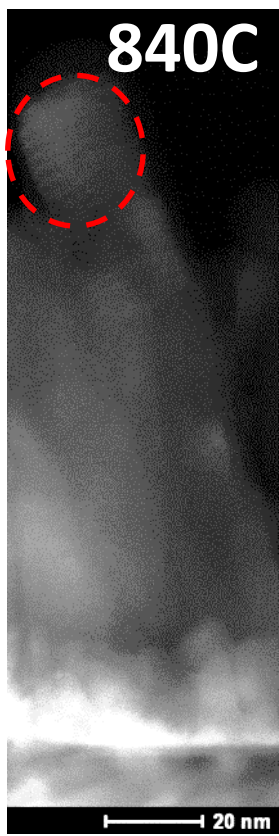


# Suppression of defect peak with increasing growth temperature



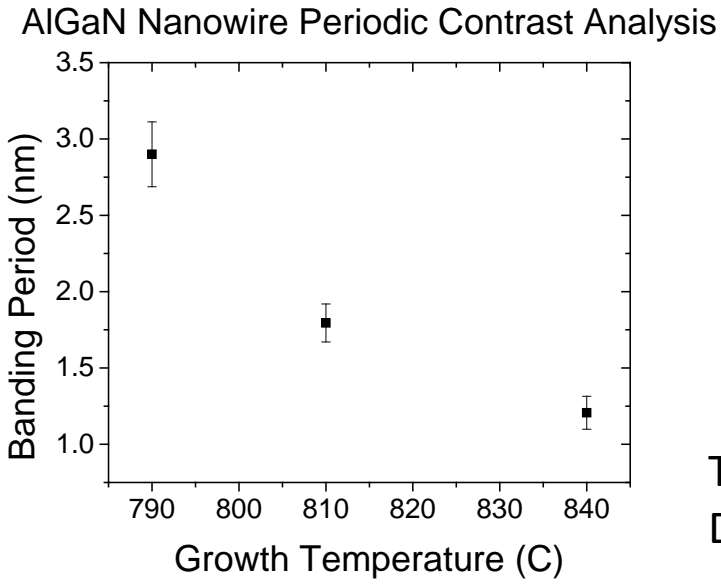
- High quality AlN is typically grown at high temperatures to overcome the low mobility of Al and reduce impurity incorporation
- Multiple samples at fixed composition are prepared with increasing substrate temperatures
- As substrate temperature is increased, high energy emission becomes dominant
- This suggests that defect peak at 300nm can be suppressed by using high growth temperatures



# Evidence for spontaneous Alloy ordering in AlGaN Nanowires

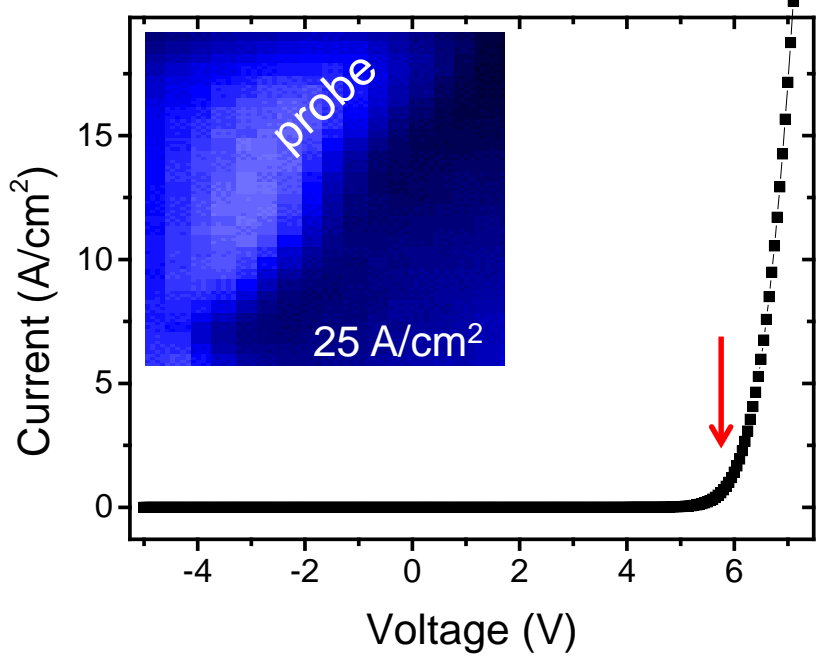


- All three samples exhibit “banding” contrast pattern.
- Period of bands monotonically decrease with temperature
- Possible evidence for spontaneous ordering in AlGaN Nanowires

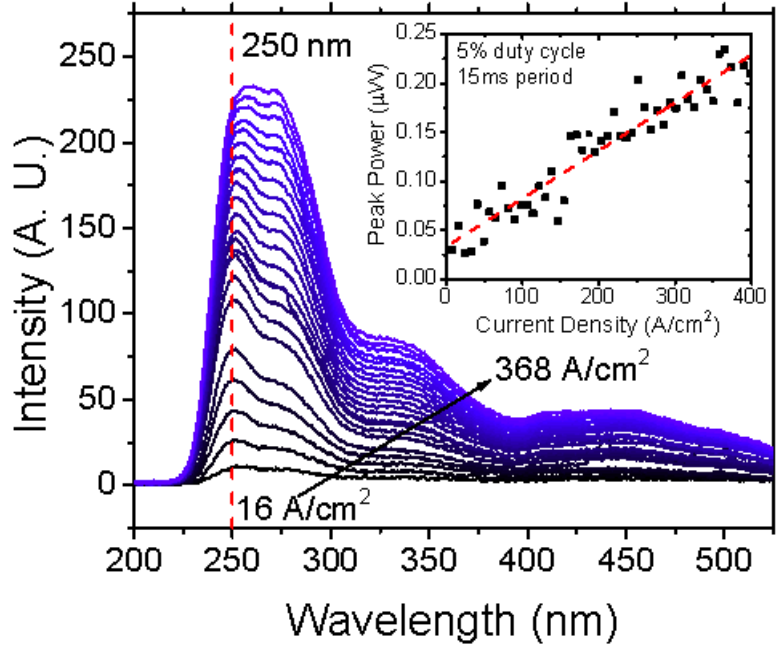


T. F. Kent, F. Yang,  
D. McComb, R. C. Myers

# Deep ultraviolet emission from high temperature active regions



- Device was prepared with high temperature growth conditions (840C) for the device quantum wells
- I-V characteristics show rectification and 6 eV turn on as expected from band diagram

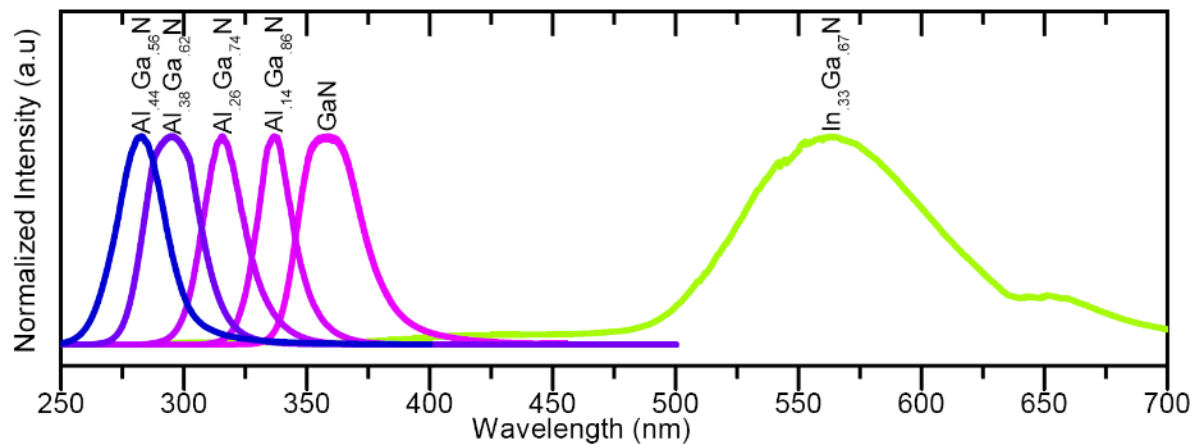


- Electroluminescence spectra show peak emission at 250 nm
- Emission initially scales linearly with current density
- At higher current densities overshoot peak grows

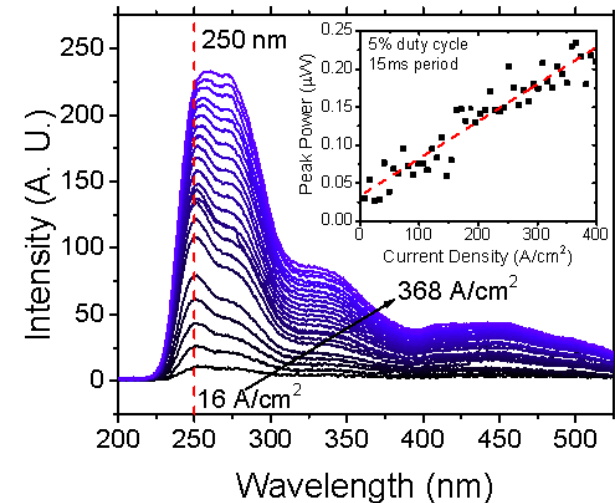
- 90 nW (1E-6% EQE) (DC)
- 0.22  $\mu W$  (Pulsed)

# Summary and Conclusions

- Polarization enhanced doping can be used to enhance solid state DUV optoelectronics performance
- Self assembled nanowire polarization induced nanowire LEDs possess unique properties suited towards polarization enhanced DUV emitters
- Growth of high optical quality AlGaIn active regions requires higher growth temperatures than typically used for NW growth
- 250nm electroluminescence from a nanowire device



Funding Provided By:



# Tunnel Junction Integrated Ultraviolet Nanowire LEDs

A. T. M. Golam Sarwar<sup>1</sup>, Breton May<sup>2</sup>, and Roberto C. Myers<sup>1,2</sup>

<sup>1</sup>Department of Electrical and Computer Engineering, The Ohio State University

<sup>2</sup>Department of Materials Science and Engineering, The Ohio State University

## Outline:

1. Polarization doping in N-face NWs
2. Why tunnel junction (TJ) is relevant.
3. III-N tunnel junctions
4. TJ integrated NW UVLED





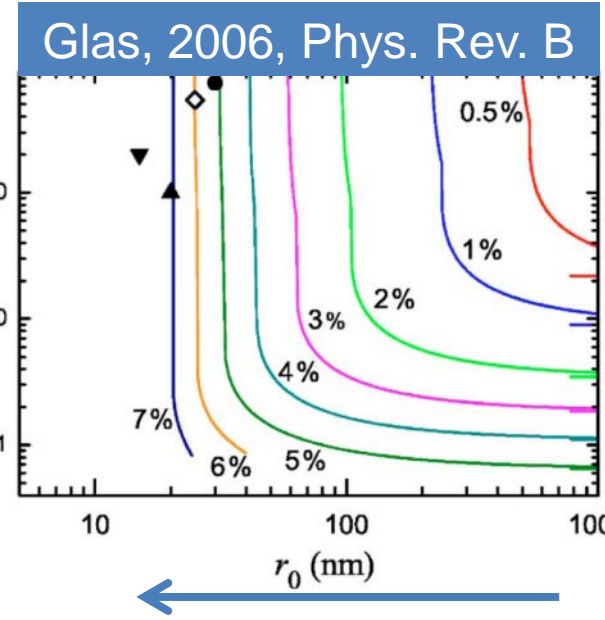
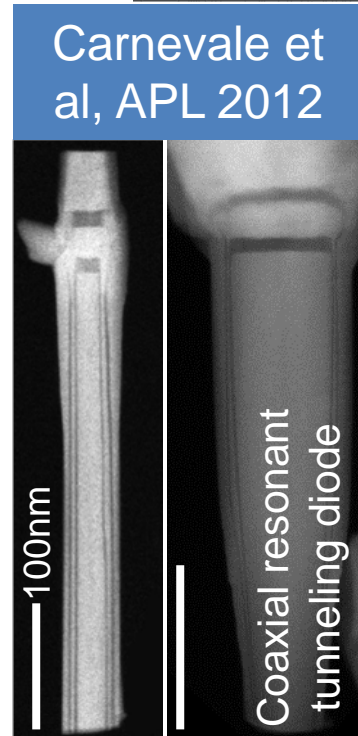

Department of Electrical & Computer Engineering



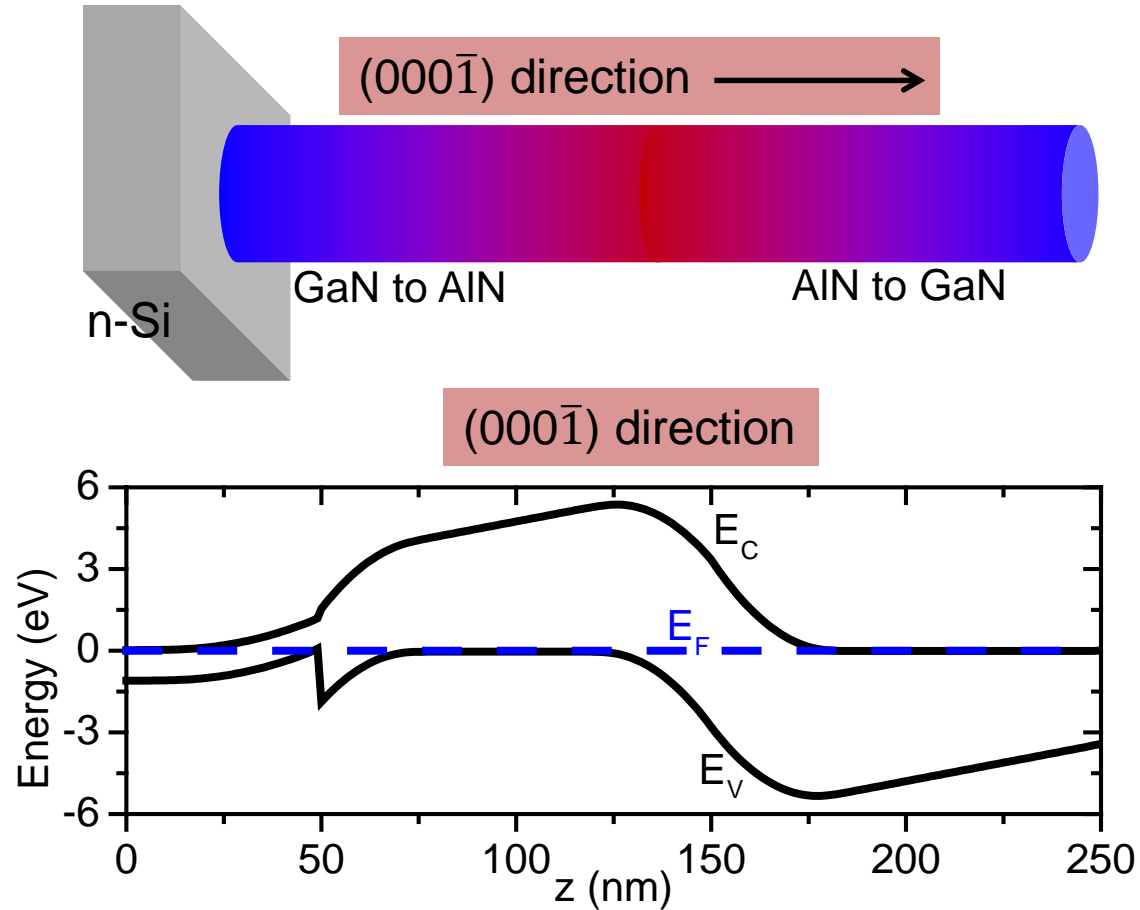
Materials Science and Engineering

# Nanowires

- Wide range of substrate
- Superior material quality
- Novel structures
- Accommodation of strain

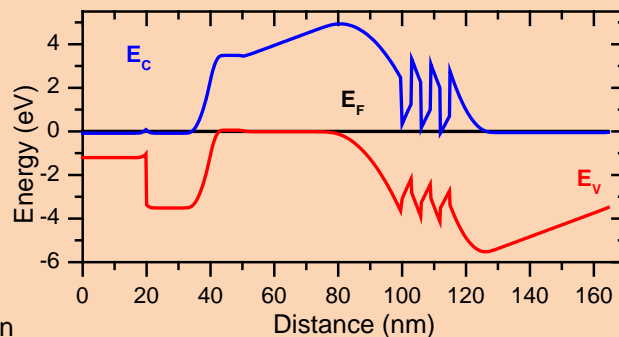
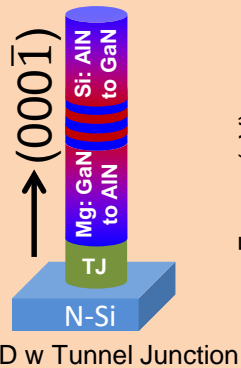
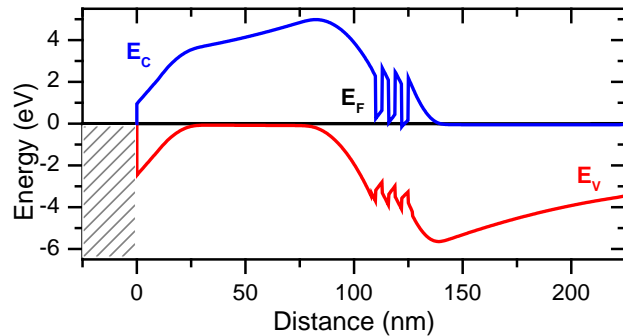
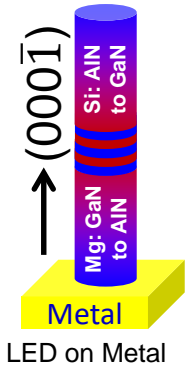
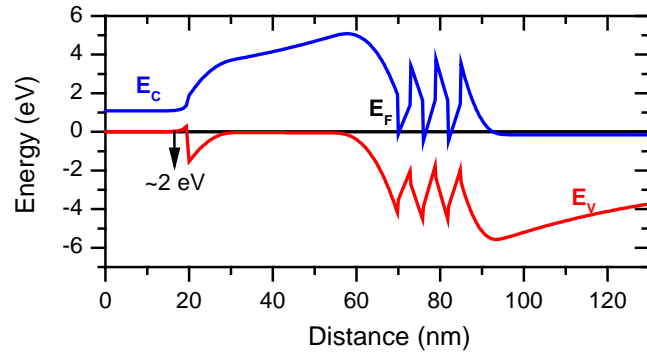
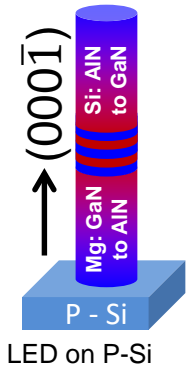


# Polarization induced nanowire LED



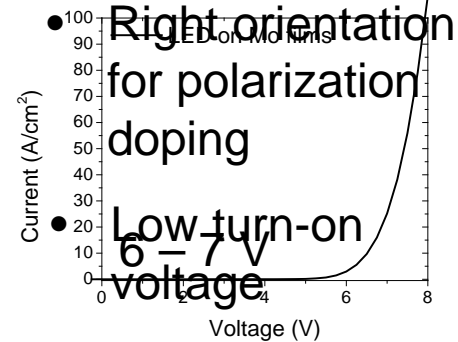
Nanowires grow N-face (Carnevale et al, Nano letters 2013)

# N-face polarization induced nanowire LEDs



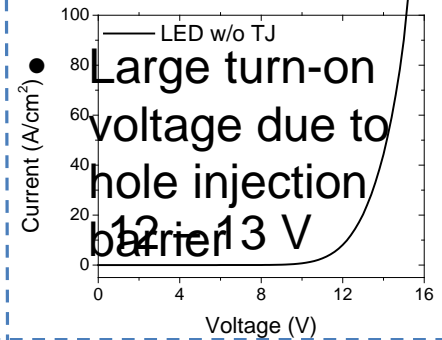
## Attributes

- Right orientation for polarization doping

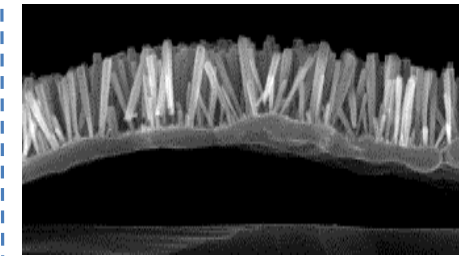


- Right orientation for polarization doping
- Low turn-on voltage
- Si substrate

## Challenges

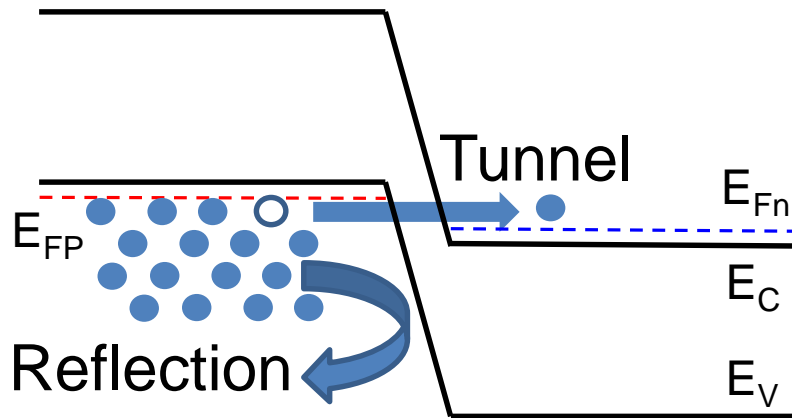


- Delamination of metal films



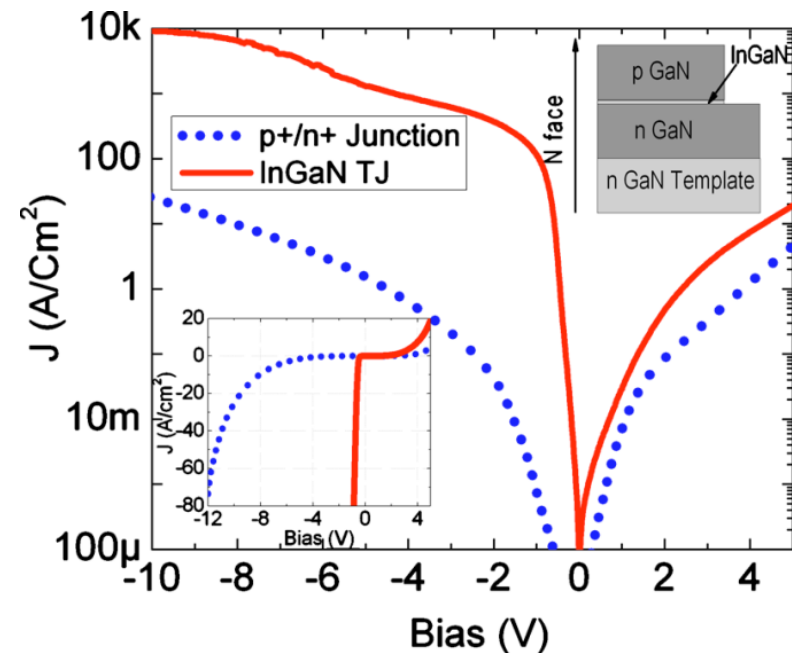
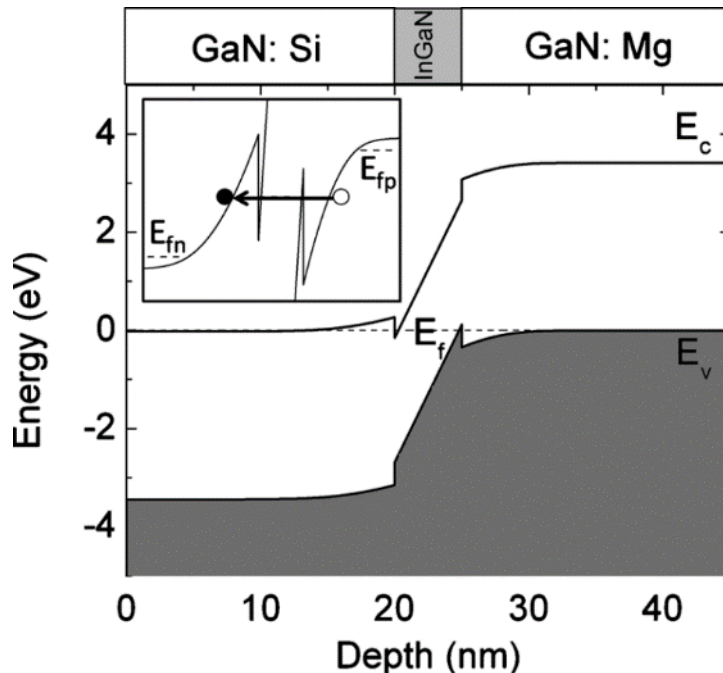
- High Mg doping
- Use of different temperature for different part of the structure

# Polarization Engineered III-N Tunnel Junction

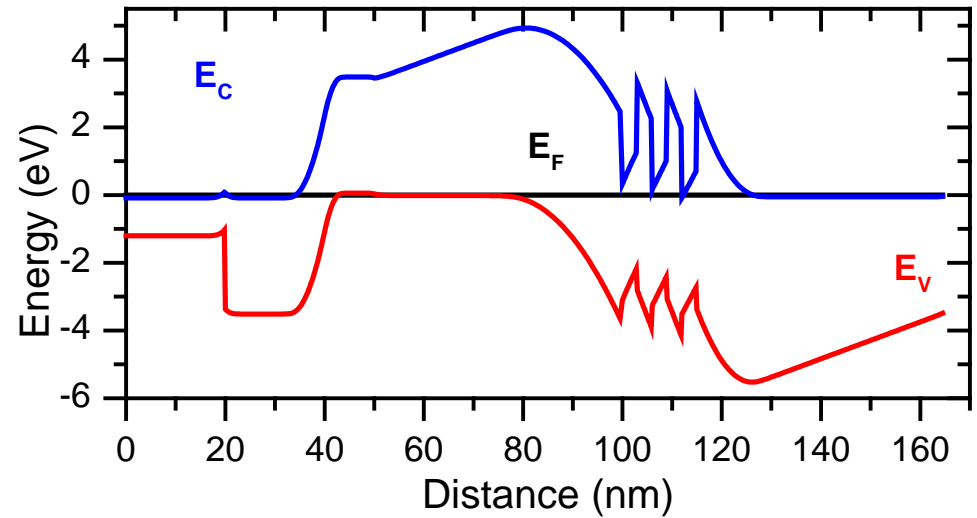
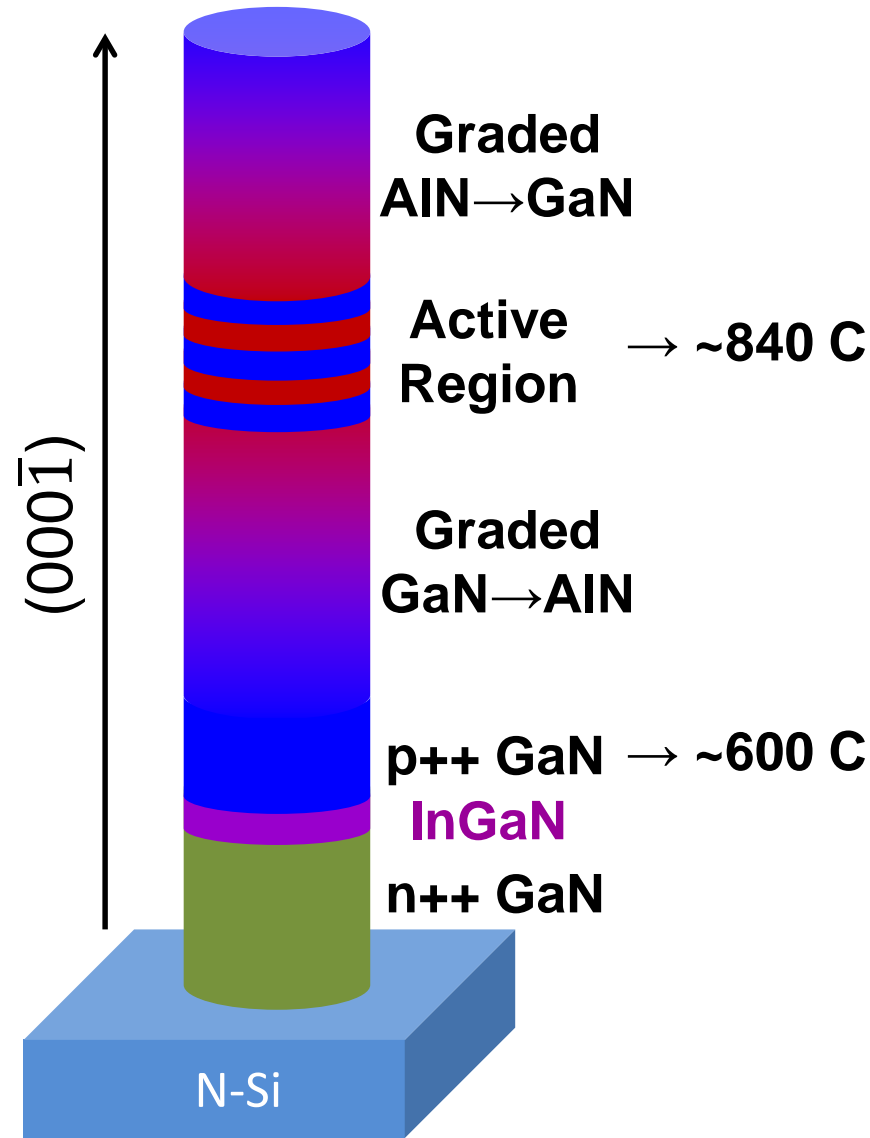


## Tunnel junction

- High doping
- Narrow depletion width
- Electron tunneling




# Nanowire tunnel junction UVLED design






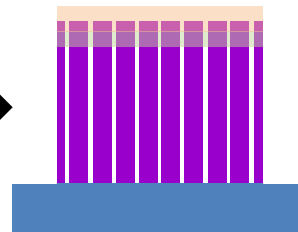
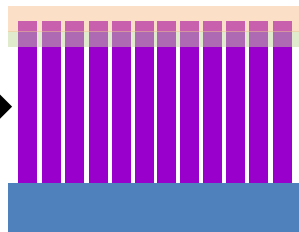

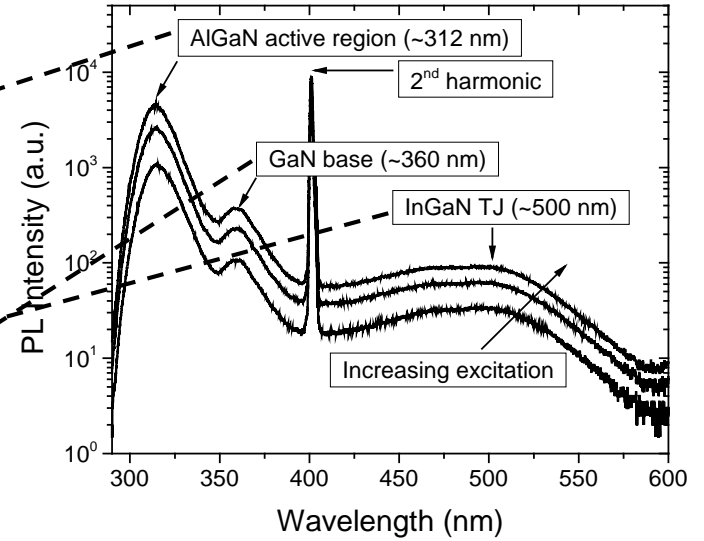



- Grown at low temperature.
- AlGaN active region needs to be grown at high temperature.

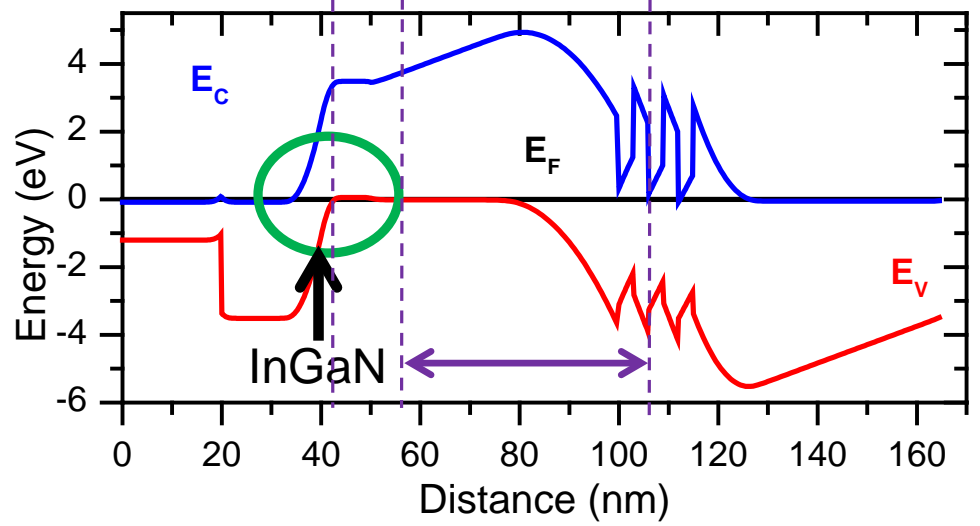
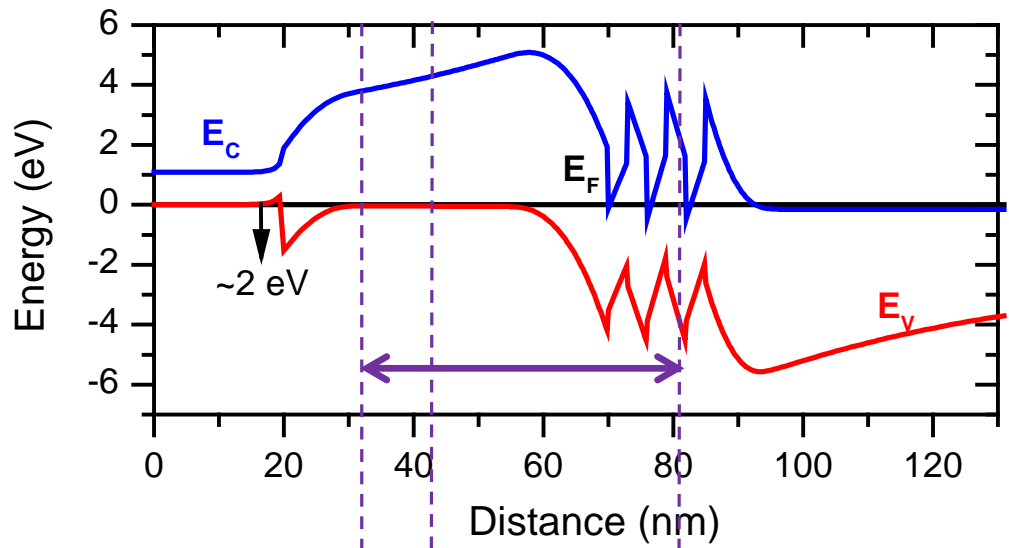
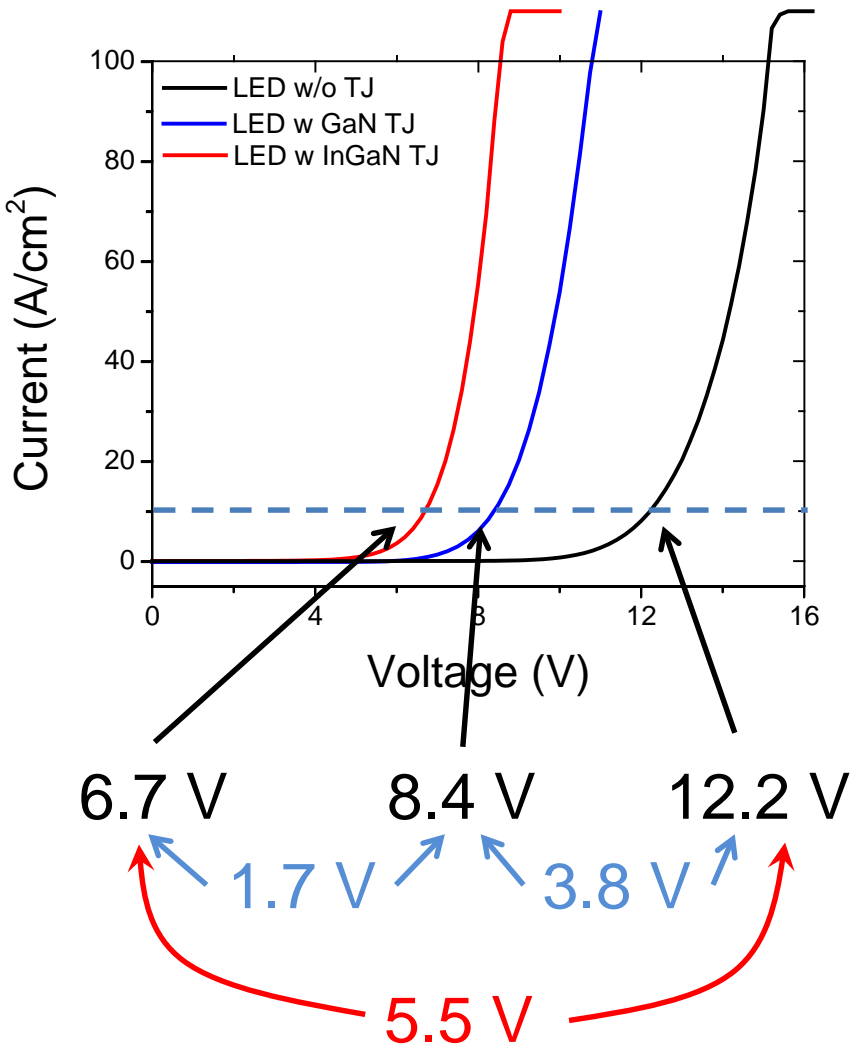
# Nanowire LED fabrication



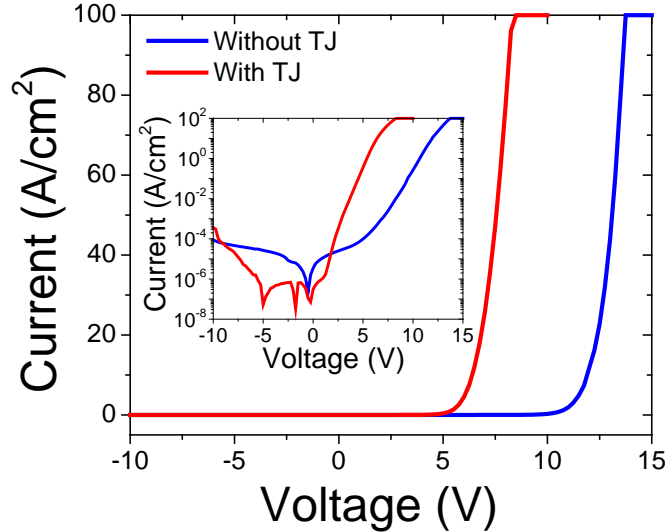
PAMBE at The Ohio State University



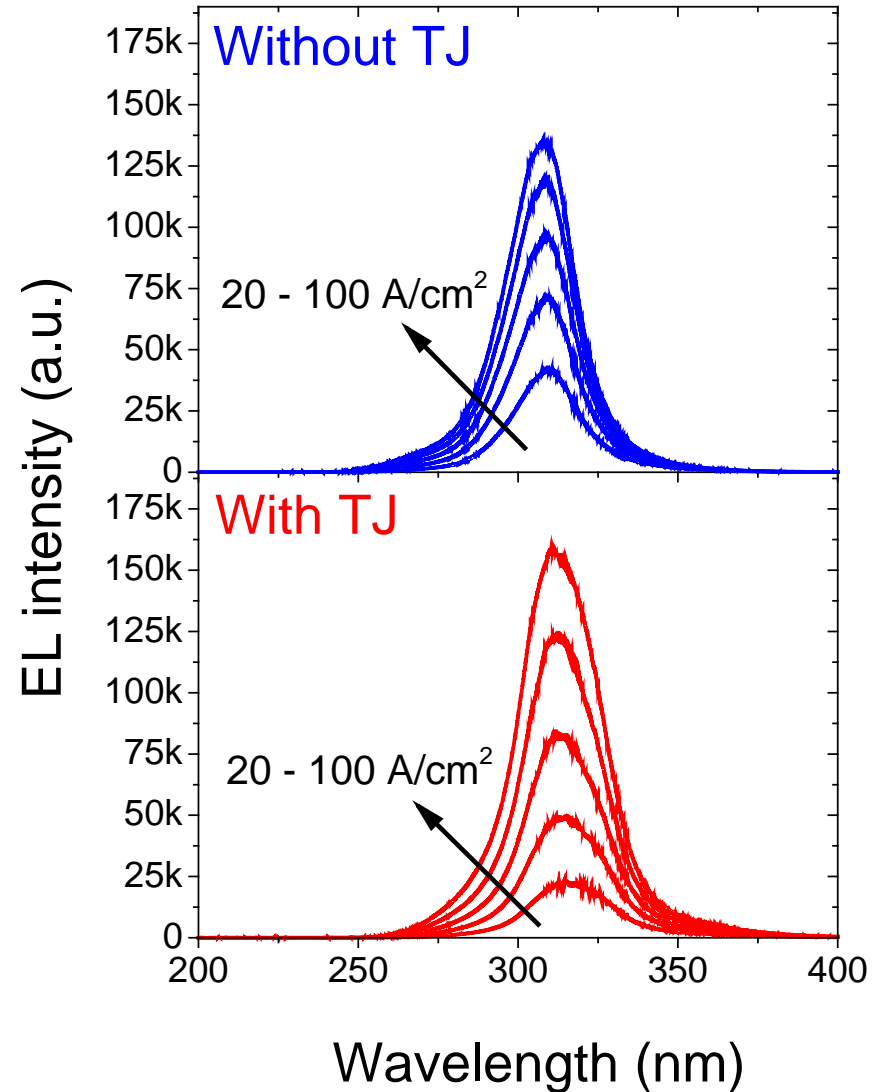
# Low $V_{\text{turn-on}}$ on in TJ integrated nanowire LEDs



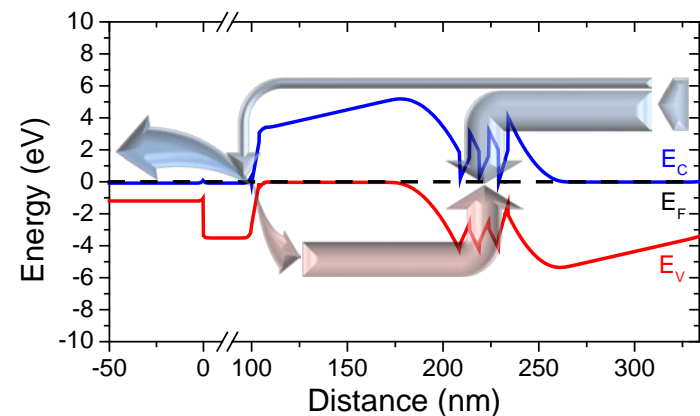
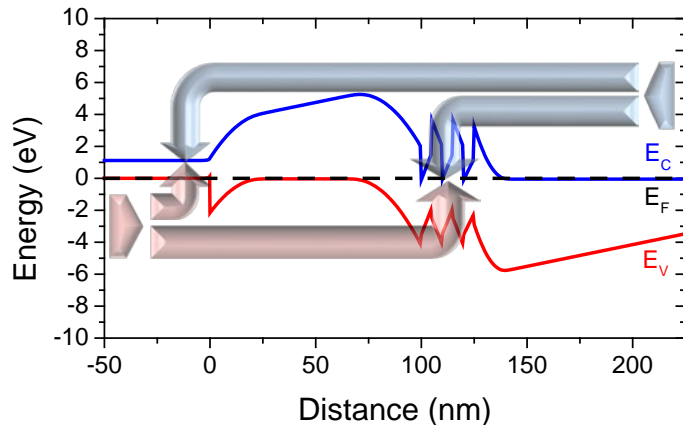
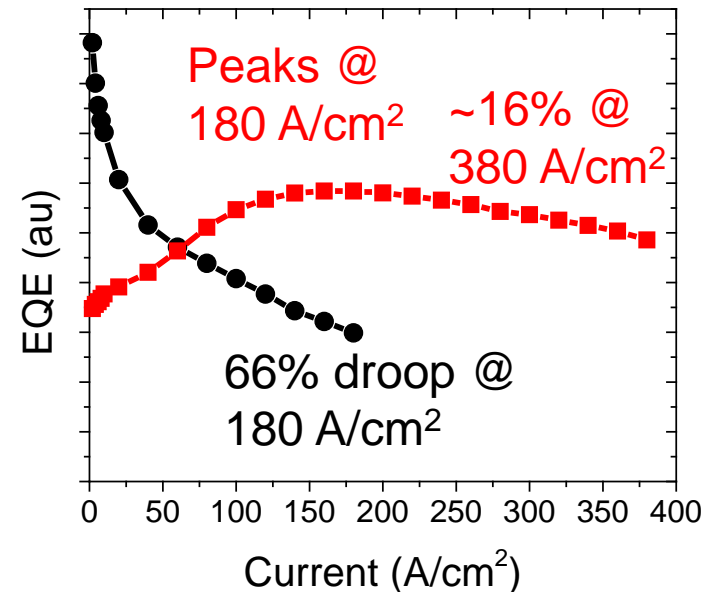
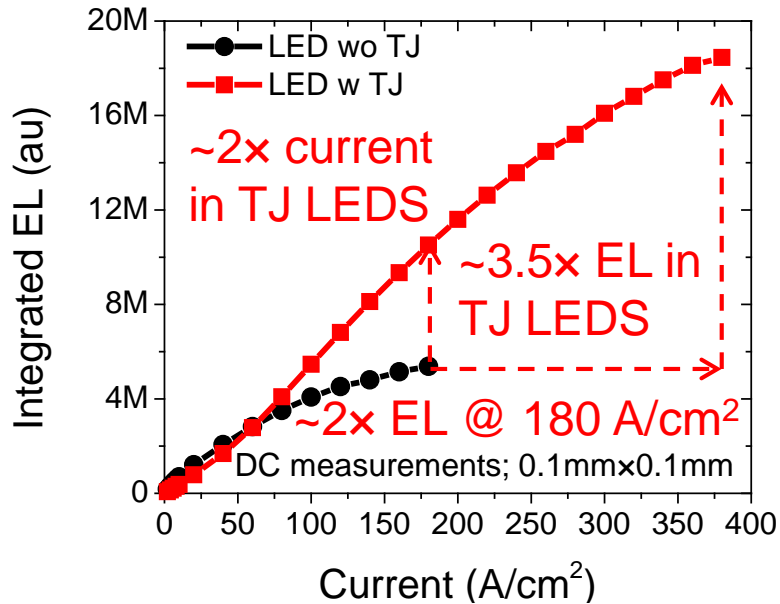
# UV emission from TJ integrated nanowire LED



- Better forward and reverse bias characteristics in LEDs with TJ
- ~310 nm UV emission from both LEDs without TJ and with TJ.
- Enhanced EL in LEDs with TJ

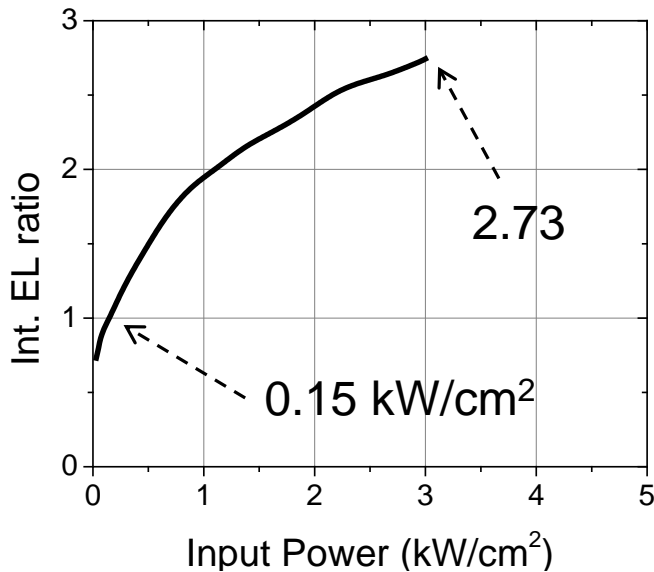
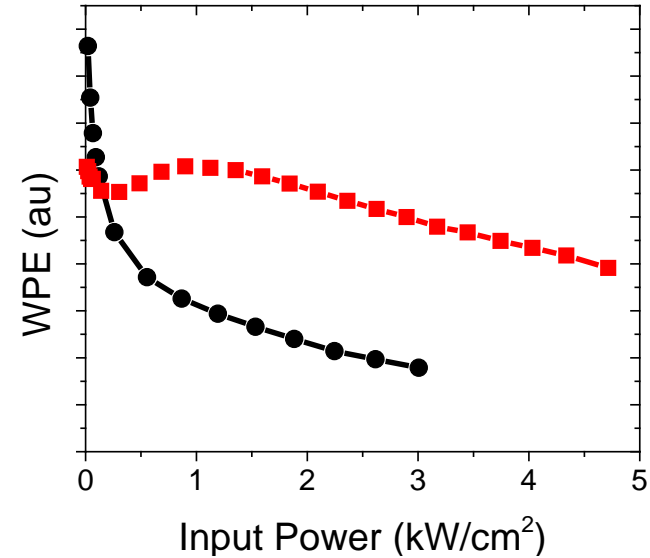
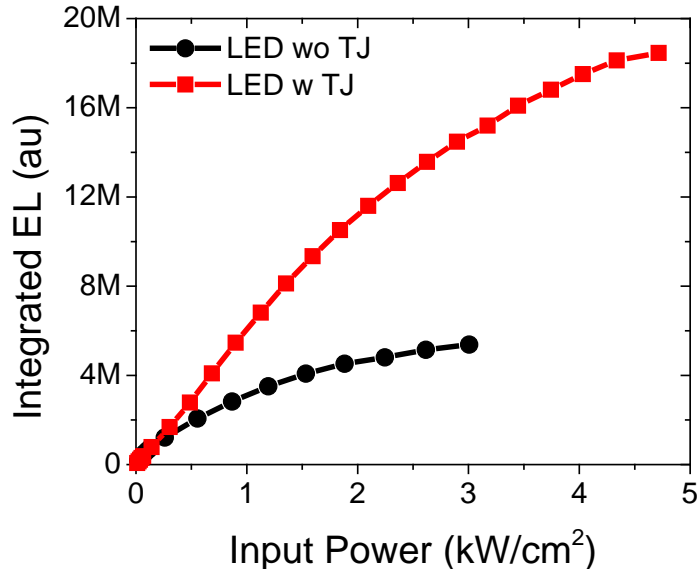


# Suppressed efficiency droop in TJ integrated LEDs



- Auger recombination
- Electron leakage
- Junction heating

# Increased wall plug efficiency

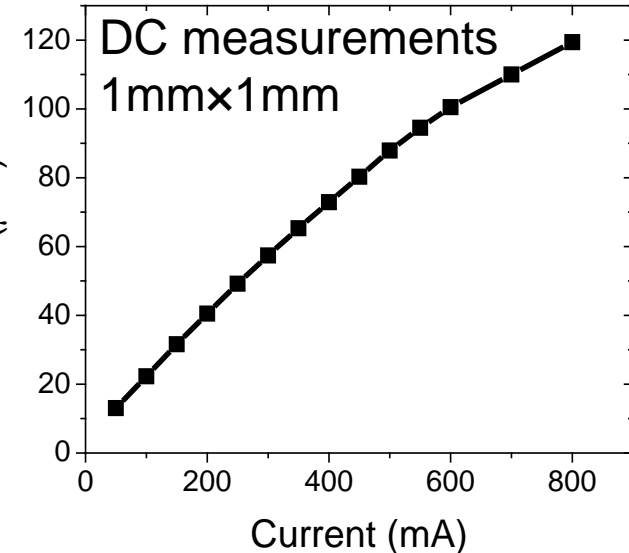
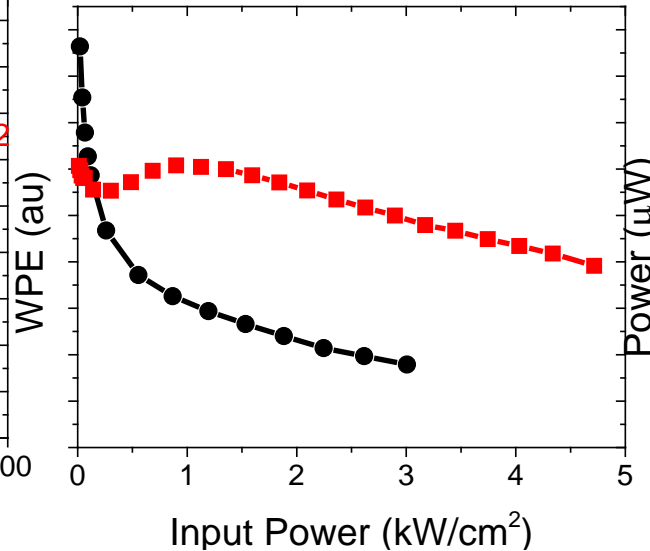
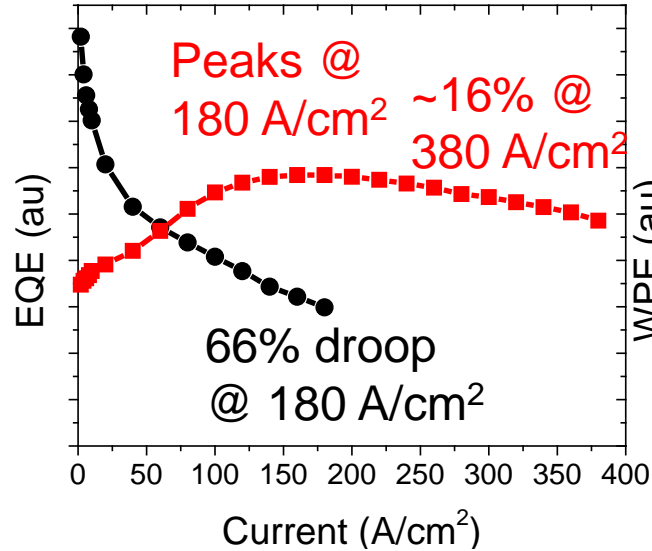
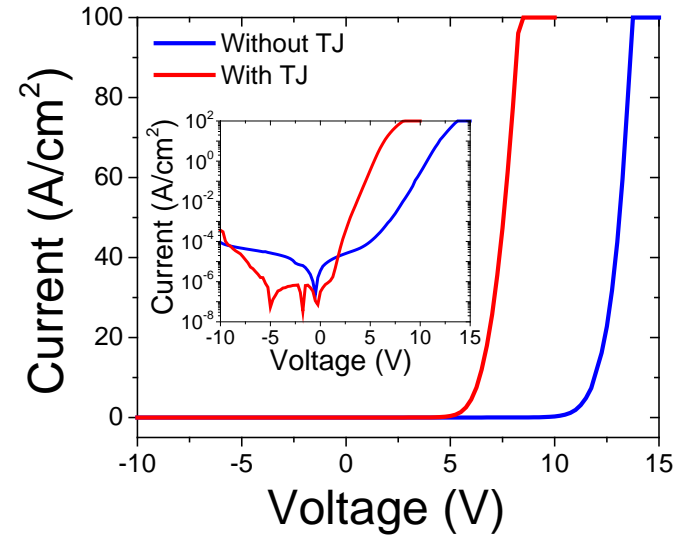


- Effect of both increased hole injection and decreased operating voltage
- Max. wall plug efficiency @1 kW/cm²
- ~2x light output at this point



# Summary

- Hole injection using tunnel junction in nanowire UV LEDs
- Decreased turn on voltage
- Suppressed efficiency droop
- Increased wall plug efficiency



# Polarization Hole Engineering in Deep-Ultraviolet Nanowire LEDs

ATM Golam Sarwar<sup>1</sup>, Santino D Carnevale<sup>1</sup>, Thomas F Kent<sup>2</sup>, Breton J May<sup>2</sup>, Fan Yang<sup>2</sup>, Gerd Duscher<sup>3</sup>, David D McComb<sup>2</sup>, and Roberto C Myers<sup>1,2</sup>

<sup>1</sup>Department of Electrical and Computer Engineering, The Ohio State University

<sup>2</sup>Department of Materials Science and Engineering, The Ohio State University

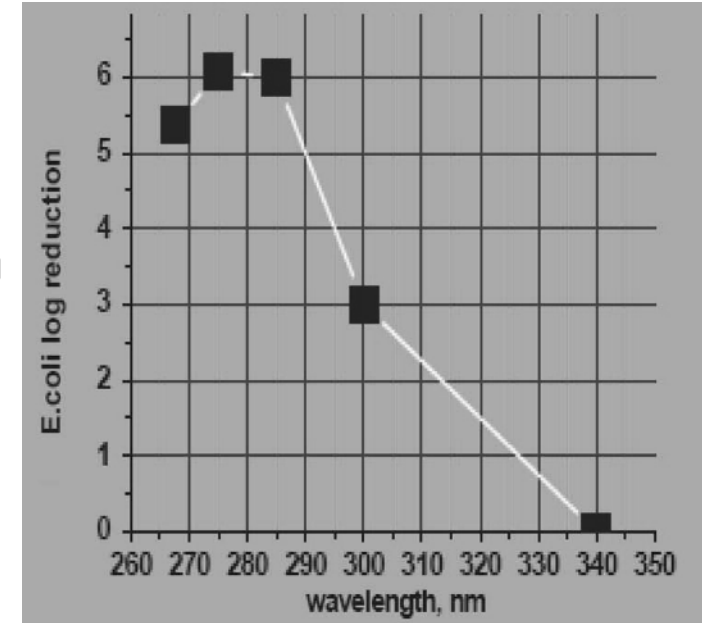
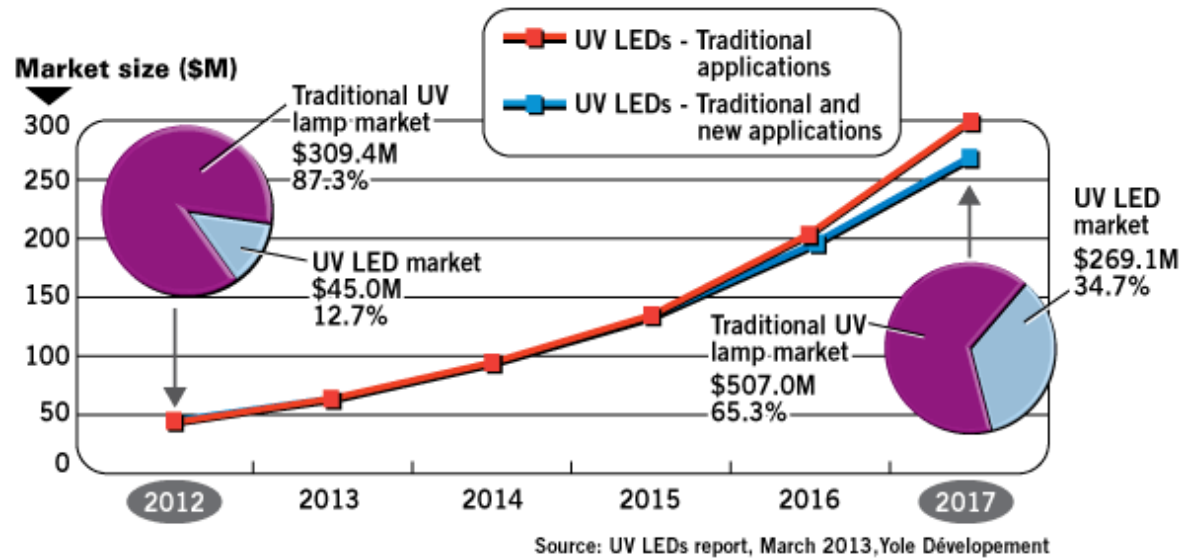
<sup>3</sup>Department of Materials Science and Engineering, University of Tennessee

## Outline:

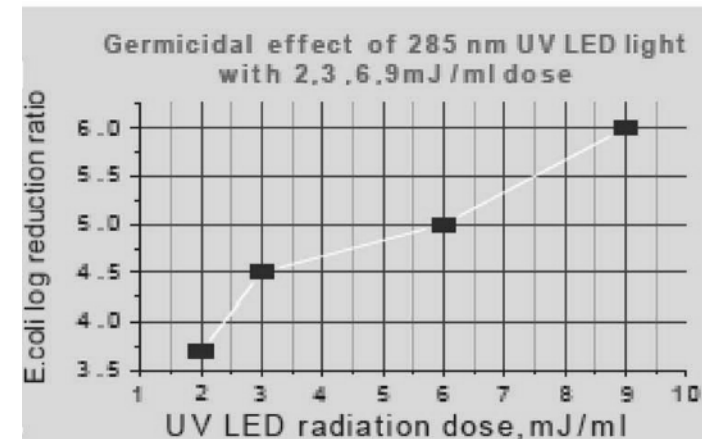
1. DUV emitter application
2. Solid state DUV emitter: challenges
3. Nanowire and polarization doping
4. Nanowire UVLEDs



# Deep ultraviolet (DUV) emitter: Applications



(a)

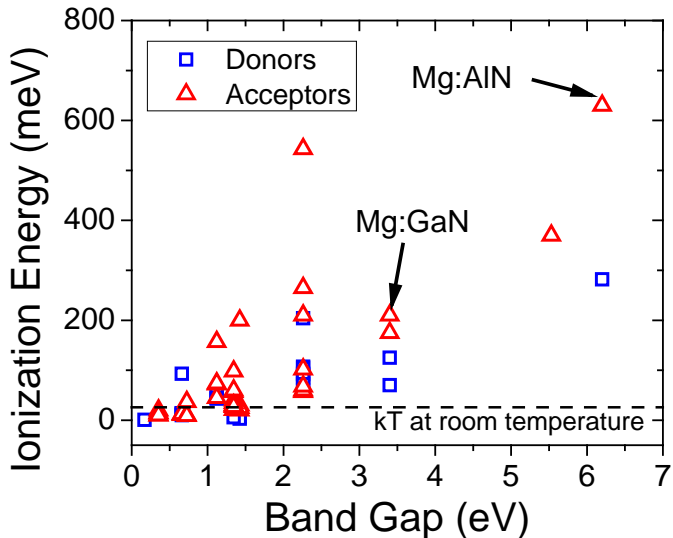


Shur et al, IEEE Trans. Elec. Dev., 2010


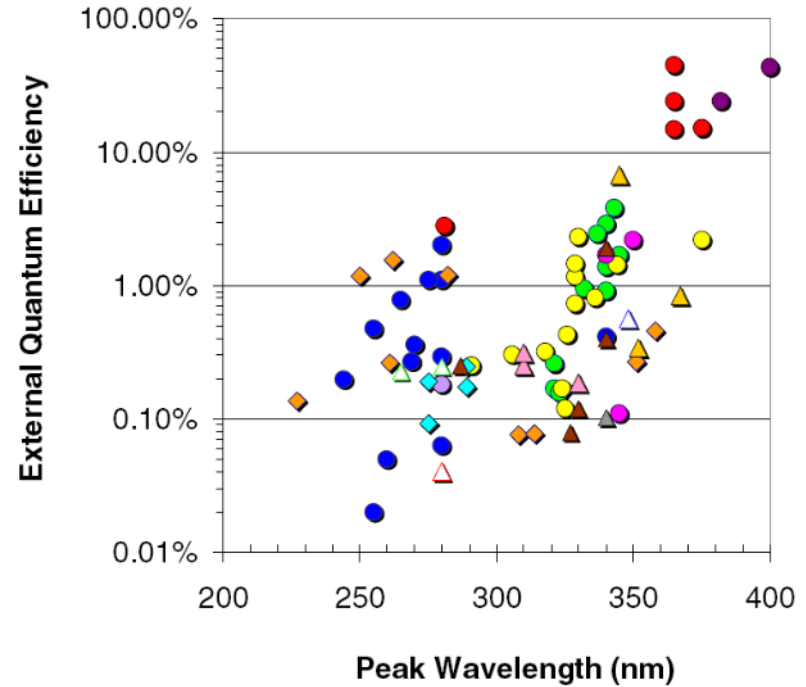
- UV solid state emitters is a rapidly growing market
  - UV curing of adhesives
  - Water disinfection
  - Chemical Agent detection
- Replacement of bulky, toxic Hg arc lamps
- Applications require high output power, EQE

# Solid state DUV LEDs: challenges

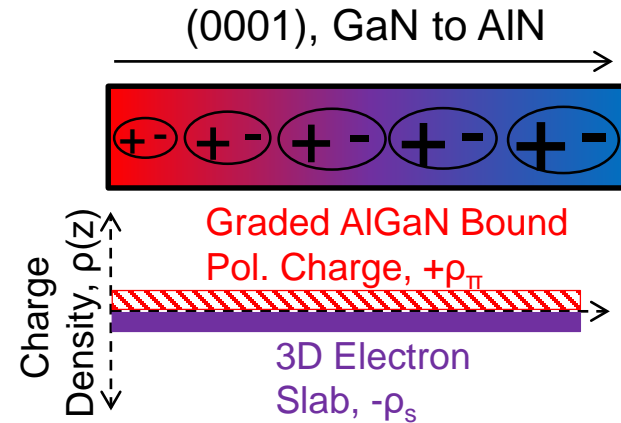
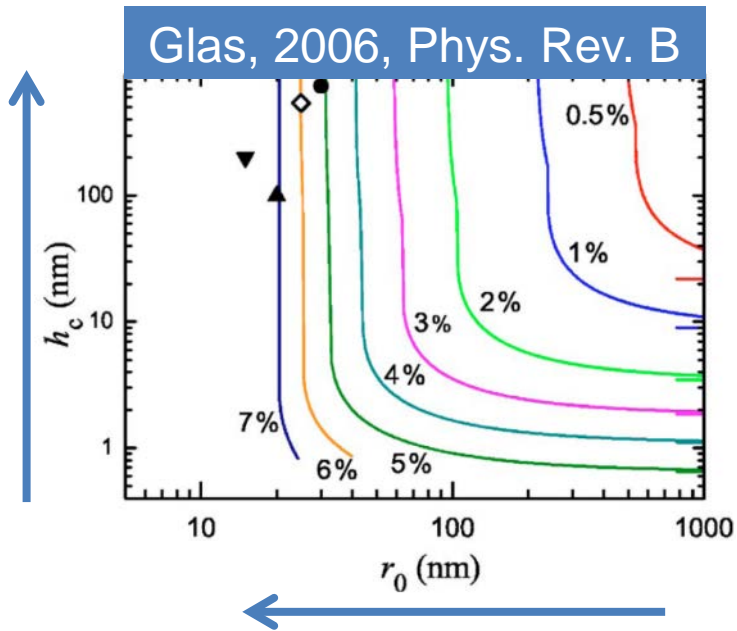


- Currently Al-rich AlGaN is used
- Poor efficiency due to
  - High TDD in substrates
  - Poor dopant activation
  - Optically active defects
  - TE to TM switch



Values from: <http://www.ioffe.ru/SVA/NSM/>, Taniyasu et al., 2006, Nature

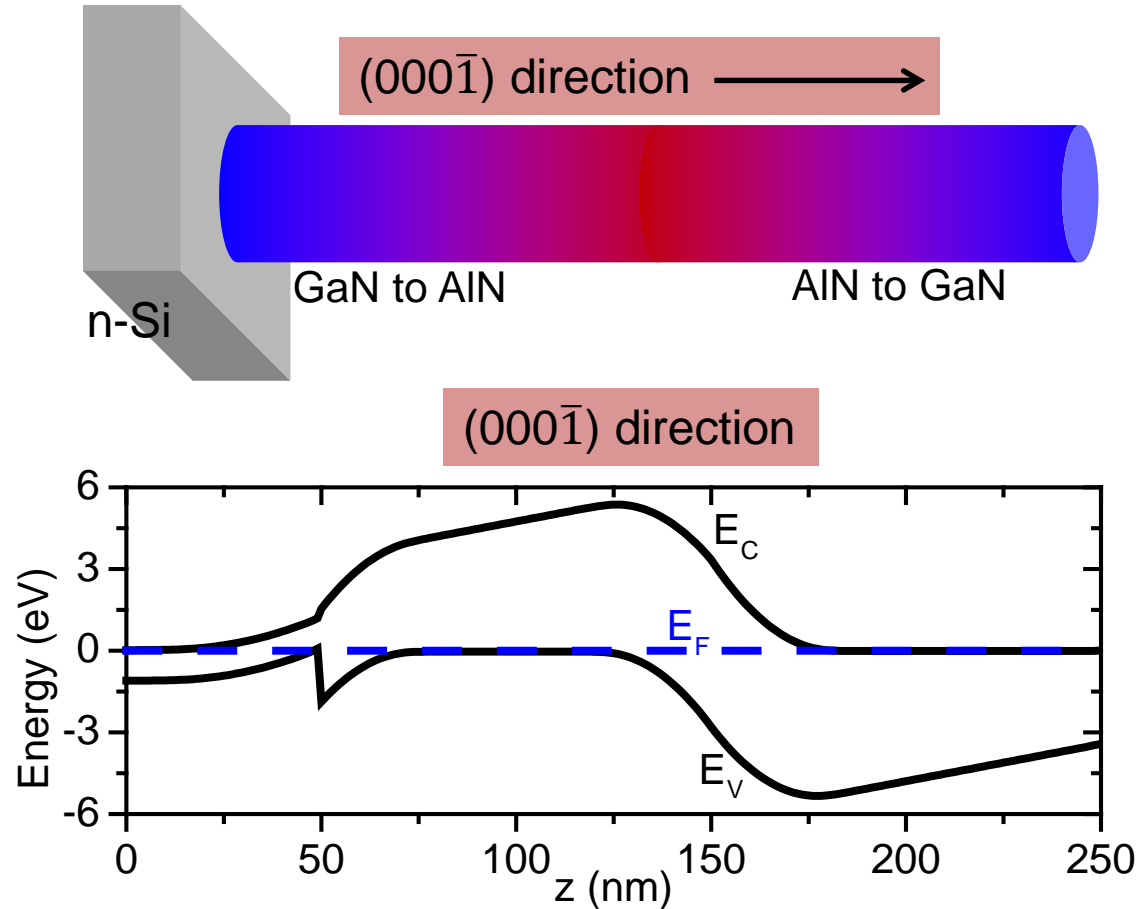


# Nanowires and polarization doping



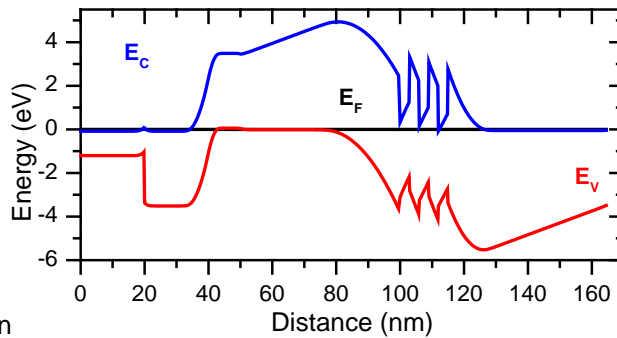
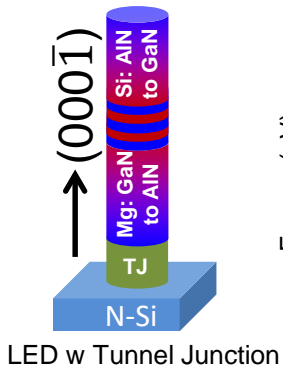
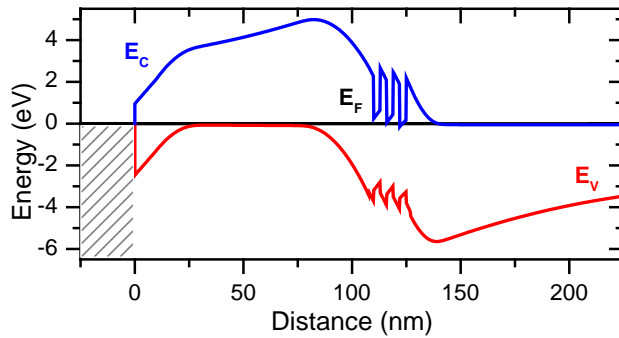
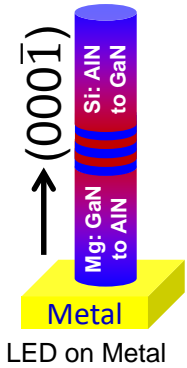
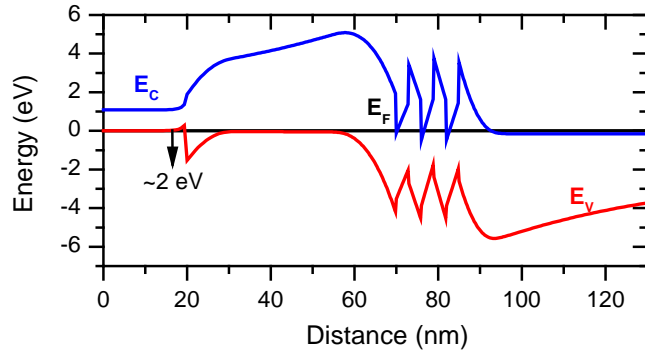
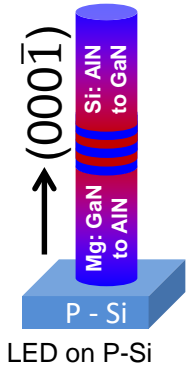
Jena et al., APL 2002

# Polarization induced nanowire (PIN) LEDs

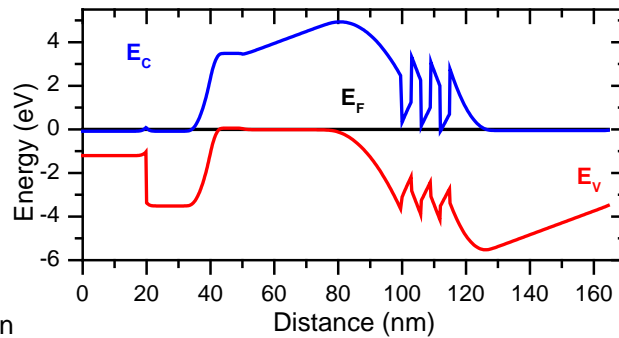
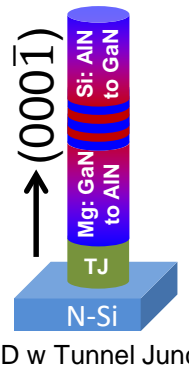
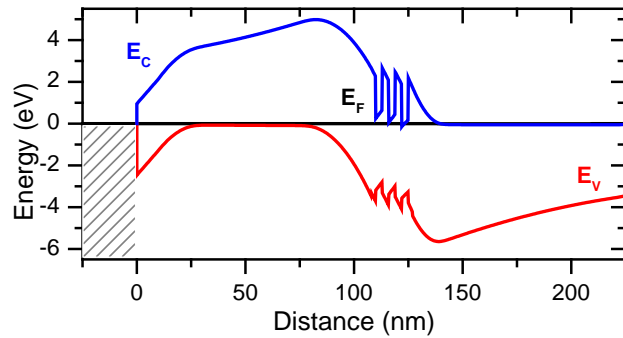
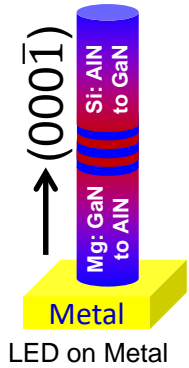
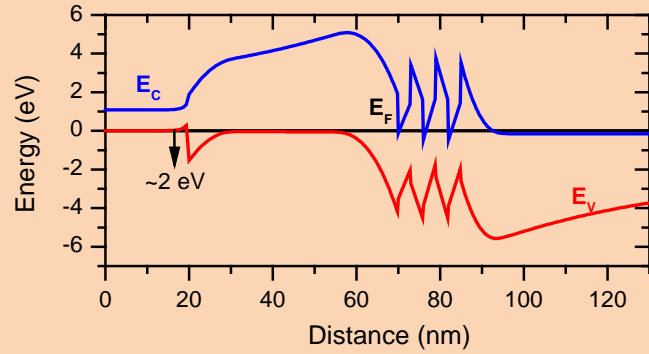
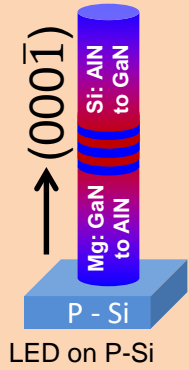


Nanowires grow N-face (Carnevale et al, Nano letters 2013)

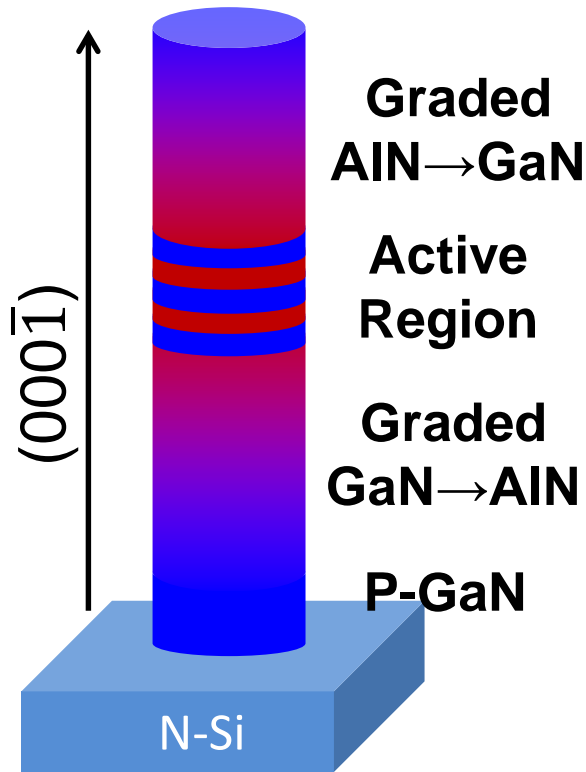
# N-face polarization induced nanowire(PIN) LEDs



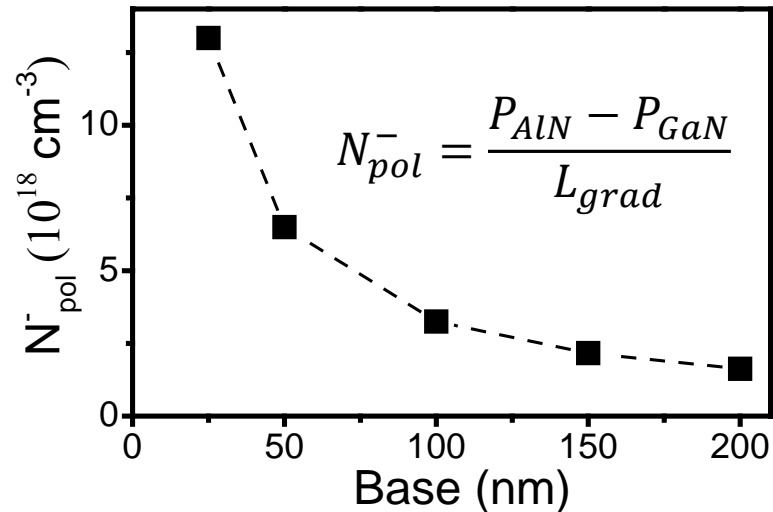
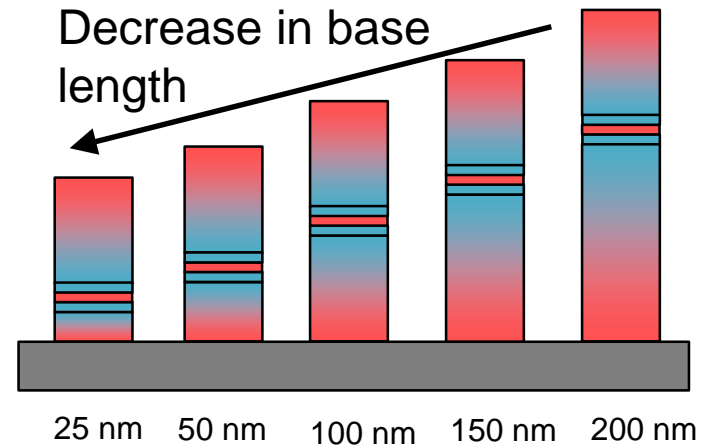
# PINLEDs on p-Si



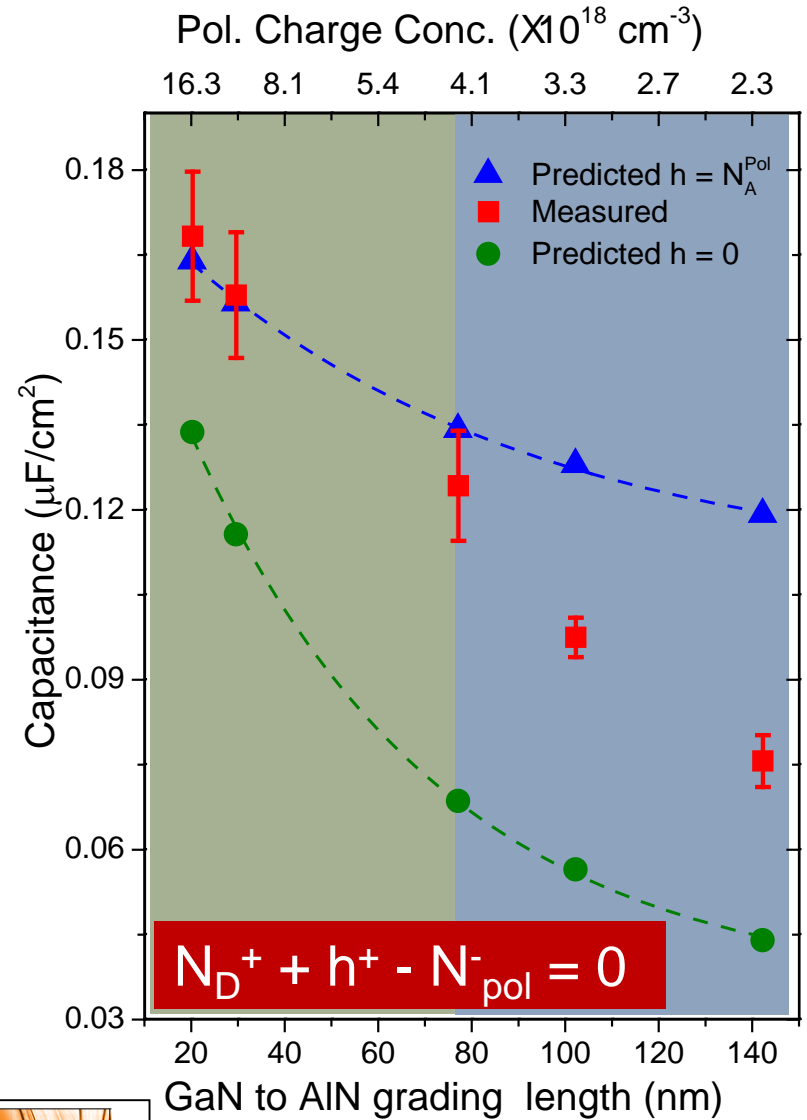
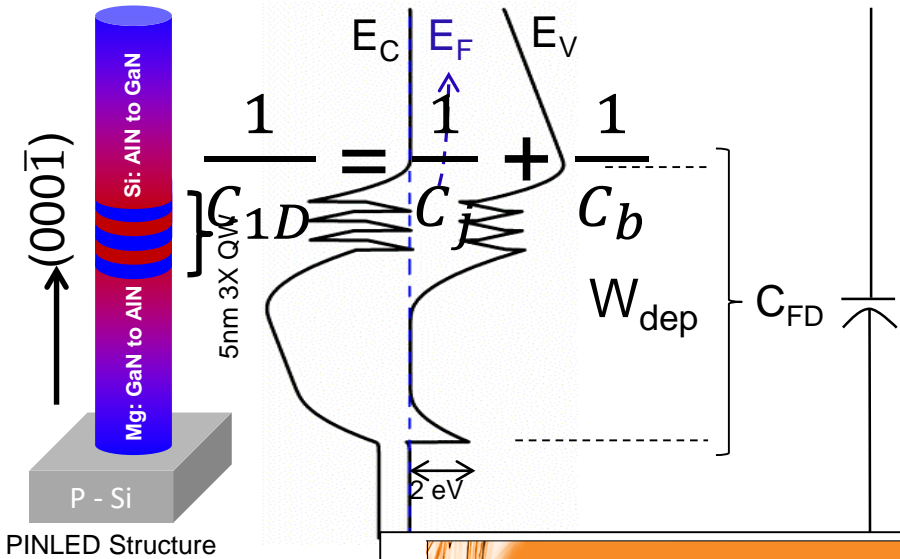
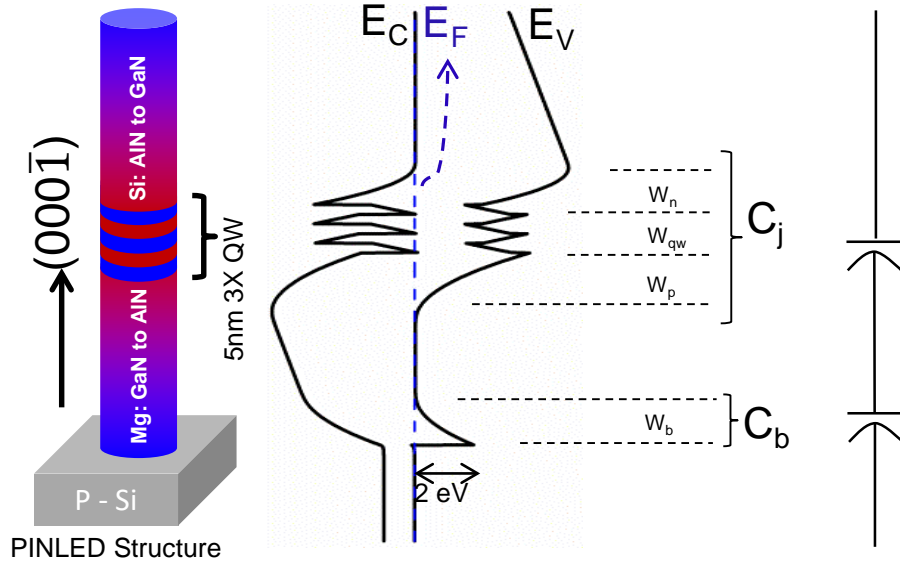
# Systematic study of polarization hole doping



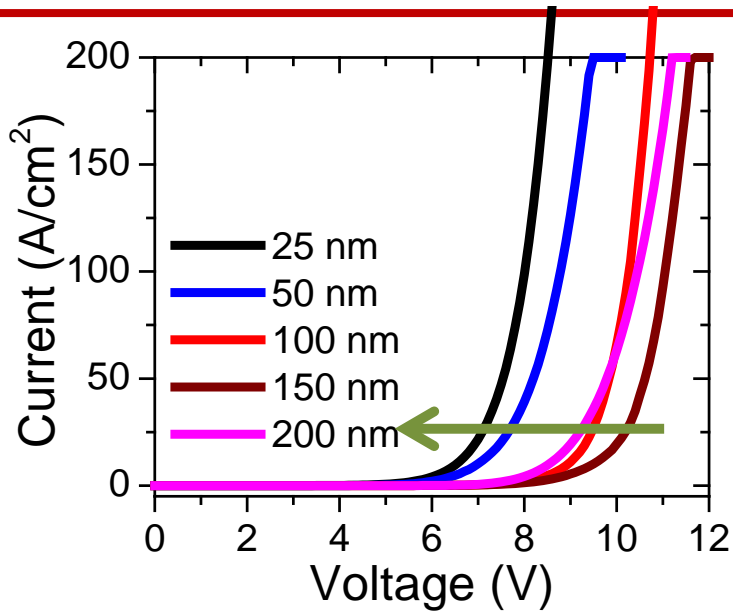
- Polarization induced hole doping is debatable.
- Aggressive p-grading



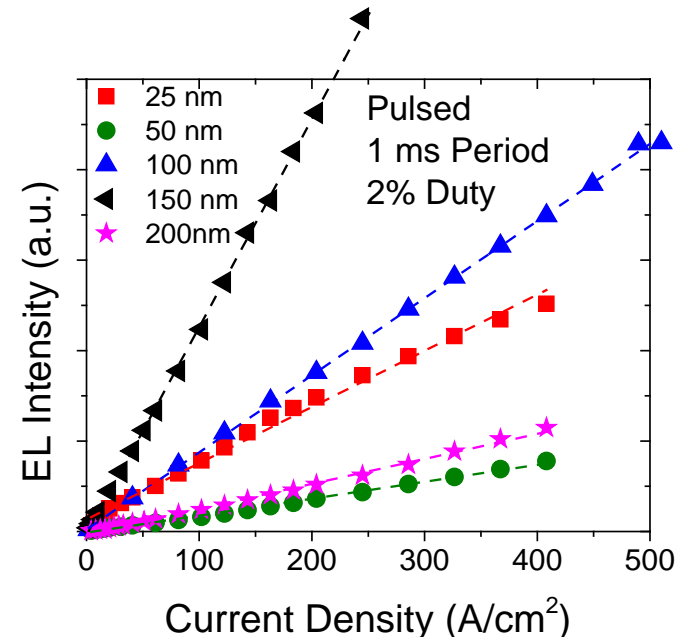
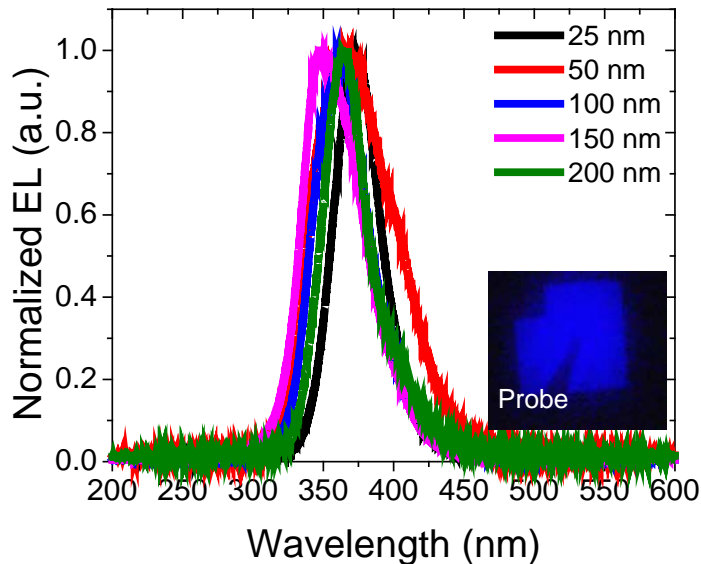
# Effect of composition gradient on capacitance



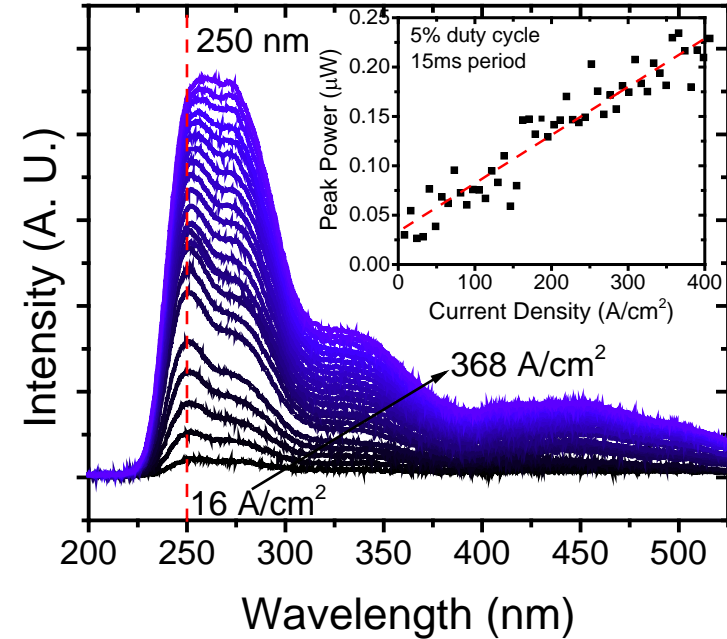
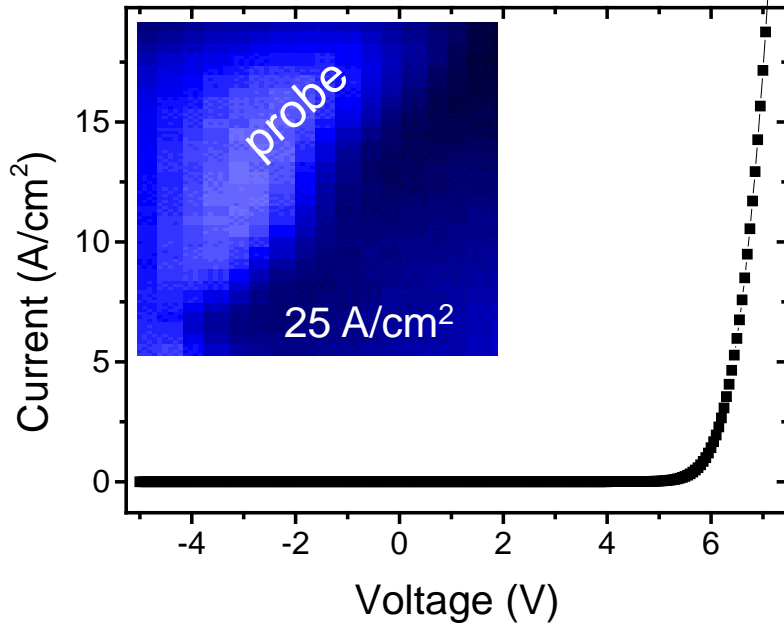
# Effect of composition gradient on IV



- Decreased turn on voltage
- UV emission from active region
- Decreased EL with aggressive grading



# DUV emission from AlGaN active region



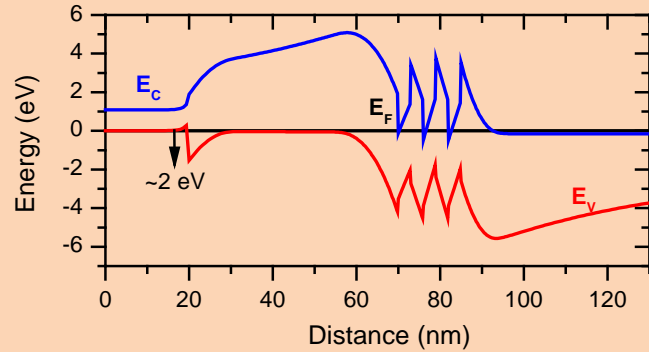
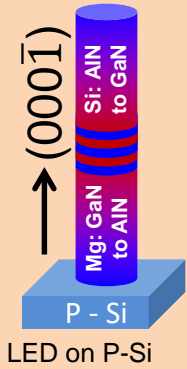
IOP Publishing Nanotechnology  
 Nanotechnology 25 (2014) 455201 (6pp) doi:10.1088/0957-4484/25/45/455201

## Deep ultraviolet emitting polarization induced nanowire light emitting diodes with $\text{Al}_x\text{Ga}_{1-x}\text{N}$ active regions

Thomas F Kent<sup>1</sup>, Santino D Carnevale<sup>2</sup>, A T M Sarwar<sup>2</sup>, Patrick J Phillips<sup>3</sup>, Robert F Klie<sup>3</sup> and Roberto C Myers<sup>1,2</sup>

<sup>1</sup>Department of Materials Science and Engineering, The Ohio State University, Columbus, OH, USA  
<sup>2</sup>Department of Electrical and Computer Engineering, The Ohio State University, Columbus, OH, USA  
<sup>3</sup>Department of Physics, University of Illinois at Chicago, Chicago, IL 60607, USA

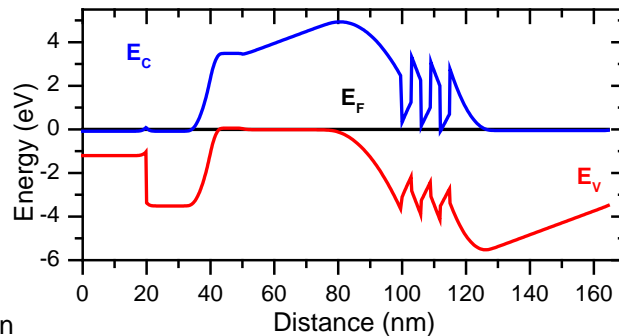
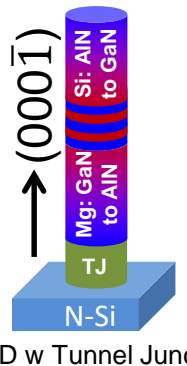
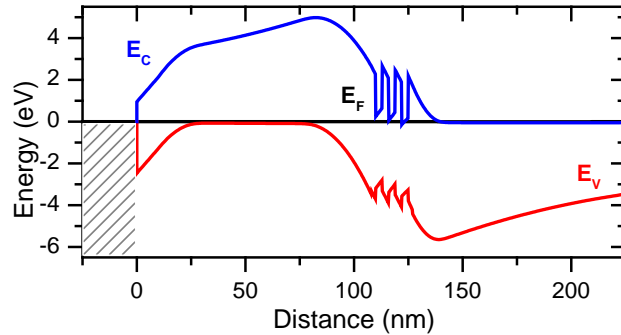
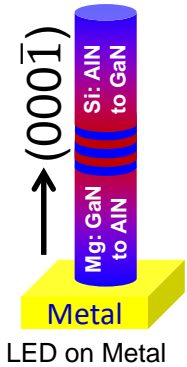
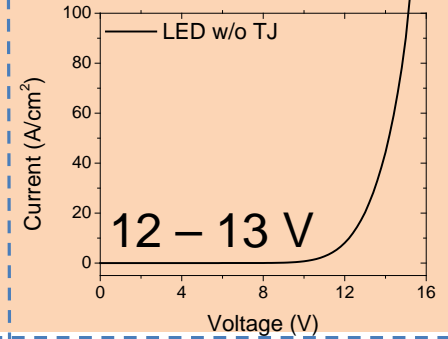
# PINLEDs on p-Si



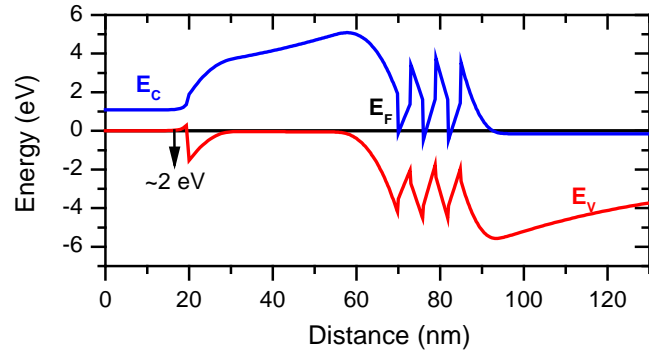
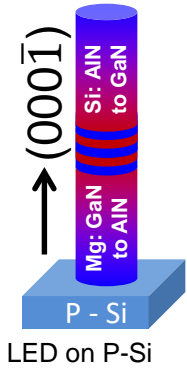
## Attributes

- Right orientation for polarization doping
- DUV emission

## Challenges



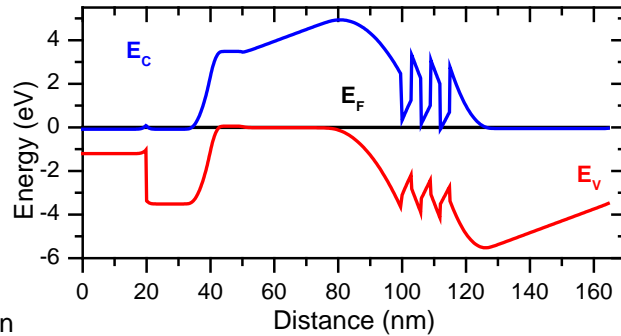
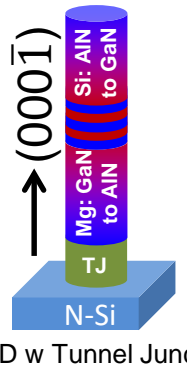
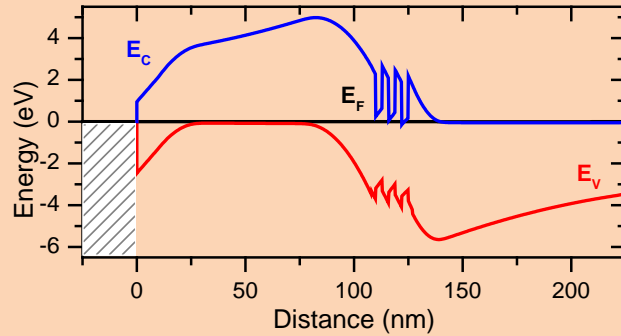
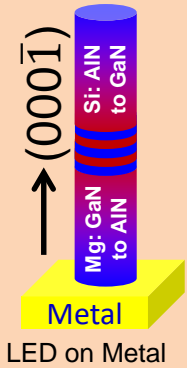
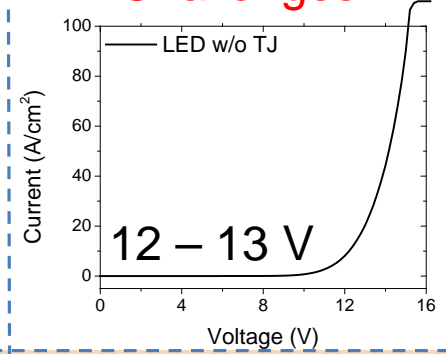
# PINLEDs on p-Si



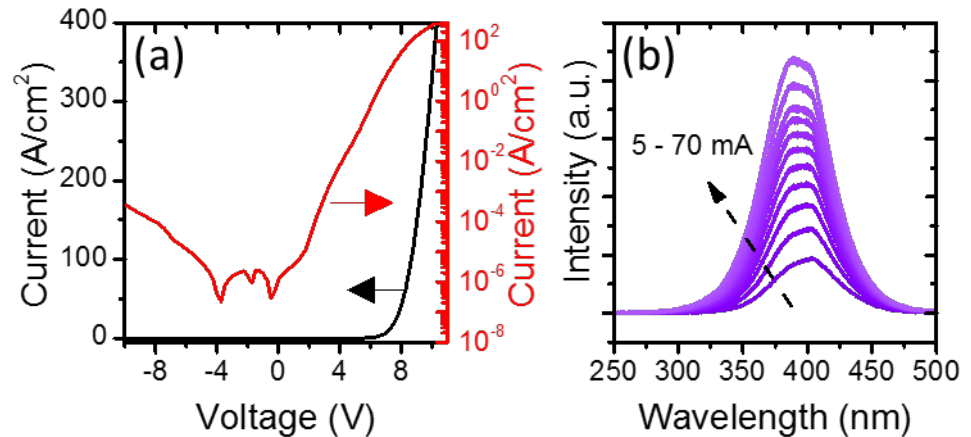
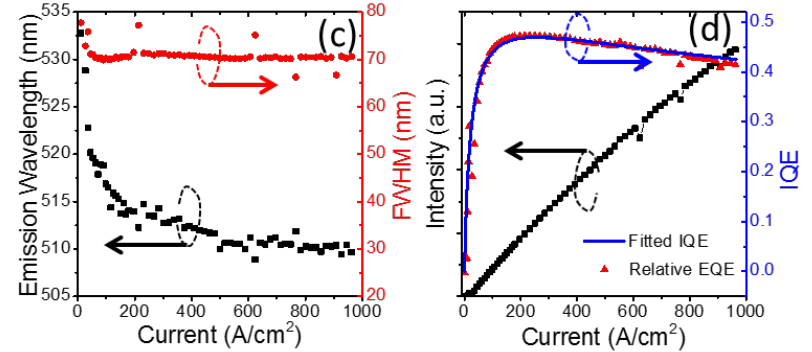
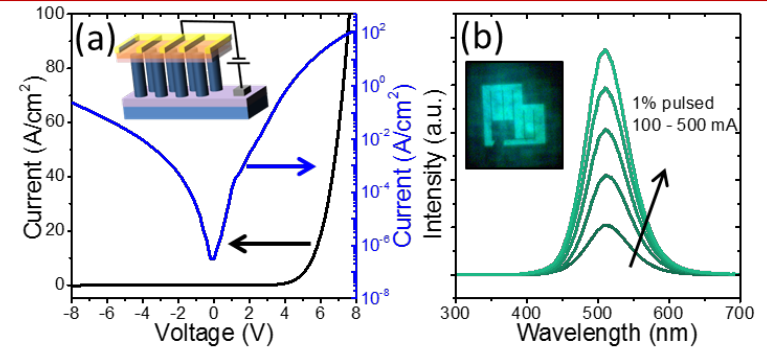

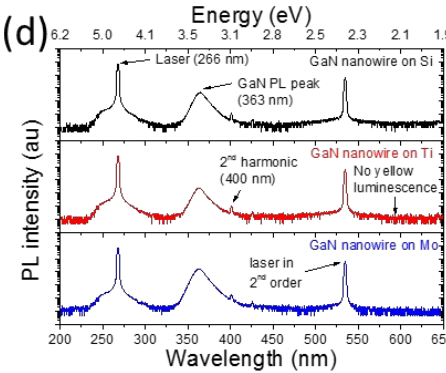



## Attributes

- Right orientation for polarization doping
- DUV emission

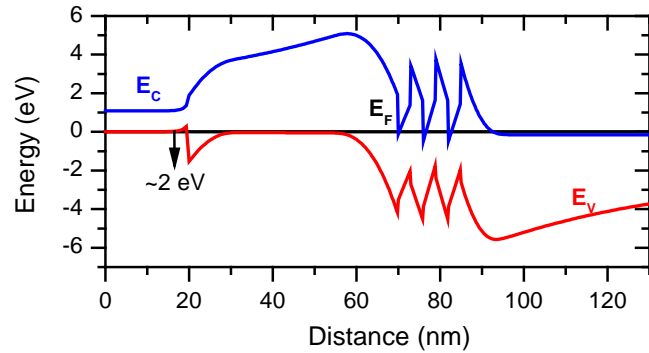
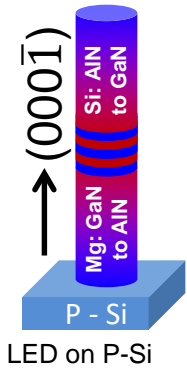
## Challenges



# Nanowire LEDs on metal



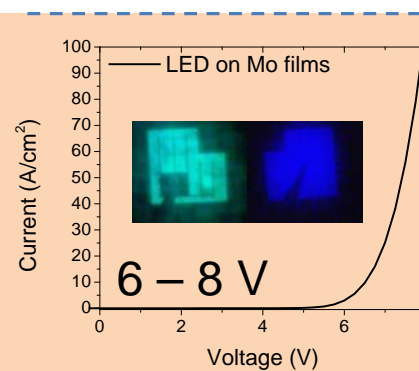
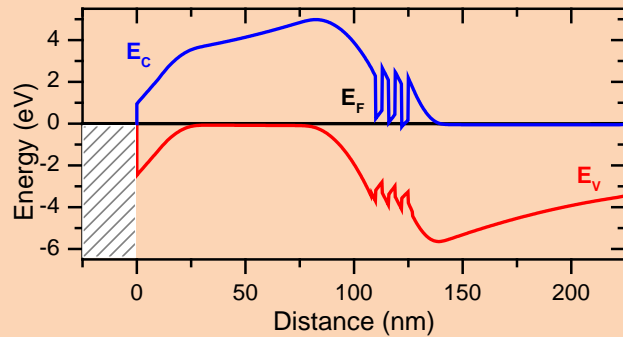
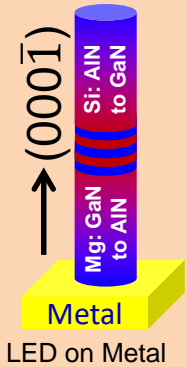
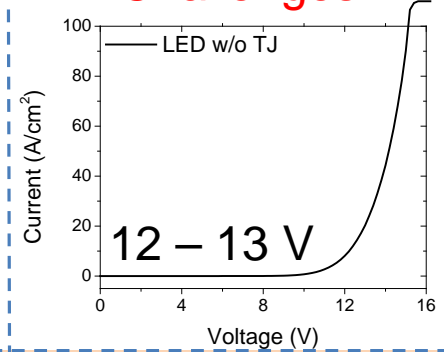
# PINLEDs on p-Si



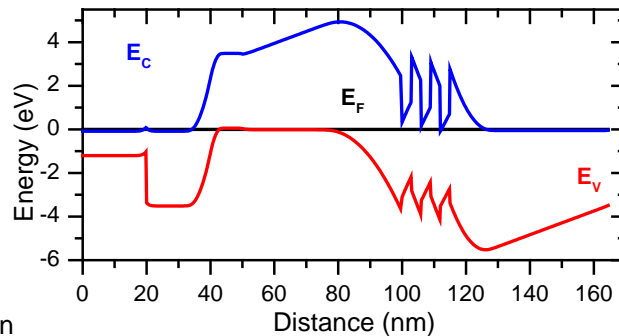
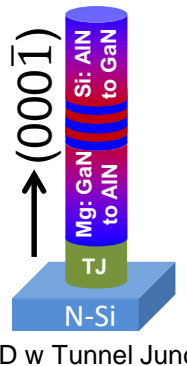

## Attributes

- Right orientation for polarization doping
- DUV emission

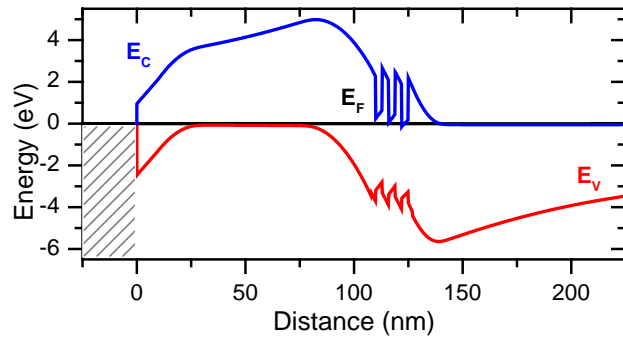
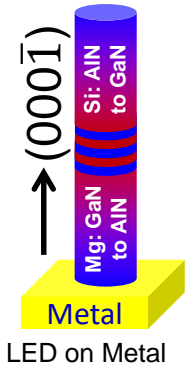
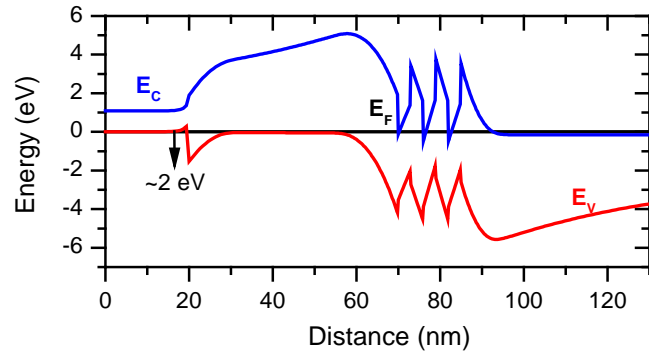
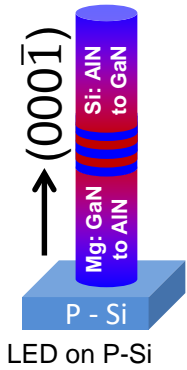
## Challenges



- Delamination of metal films

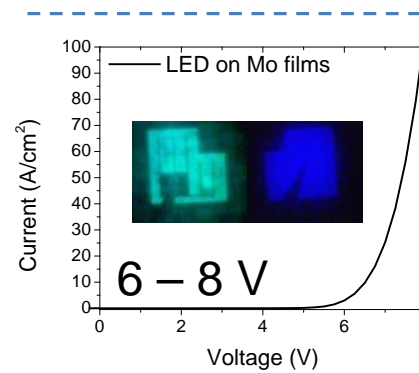
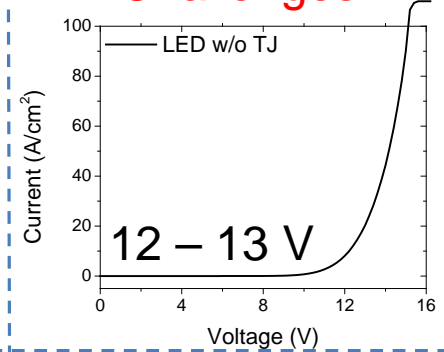


# PINLEDs on p-Si

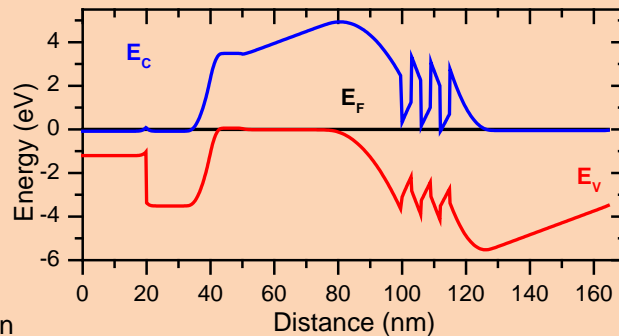
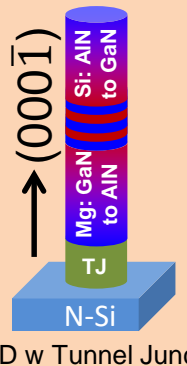



- ### Attributes
- Right orientation for polarization doping
  - DUV emission

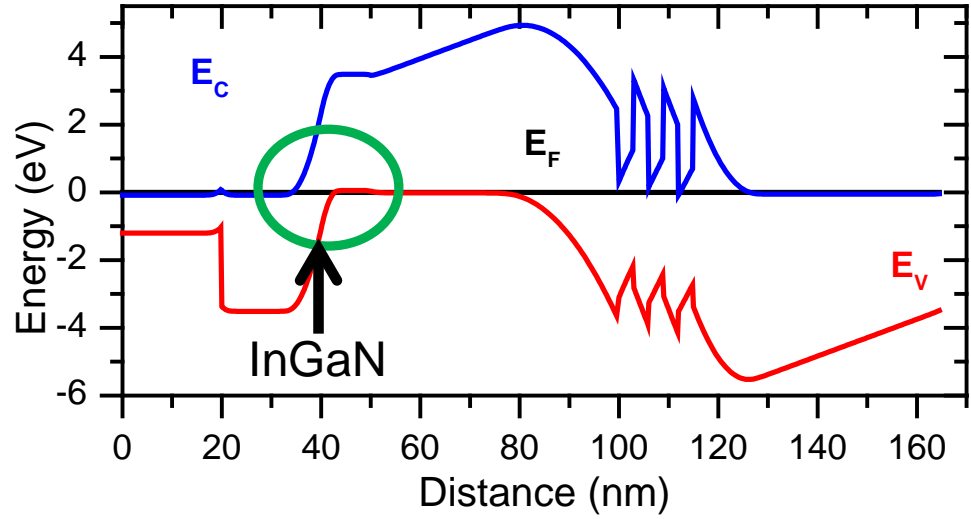
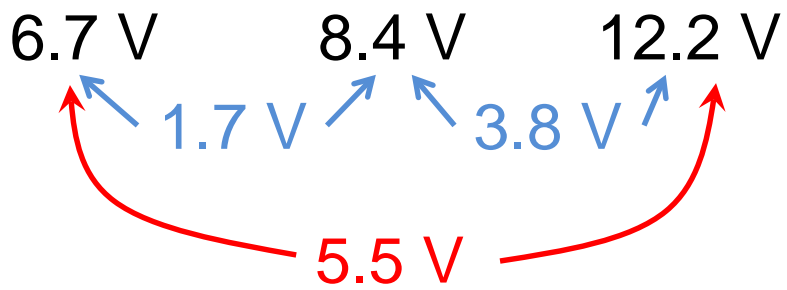
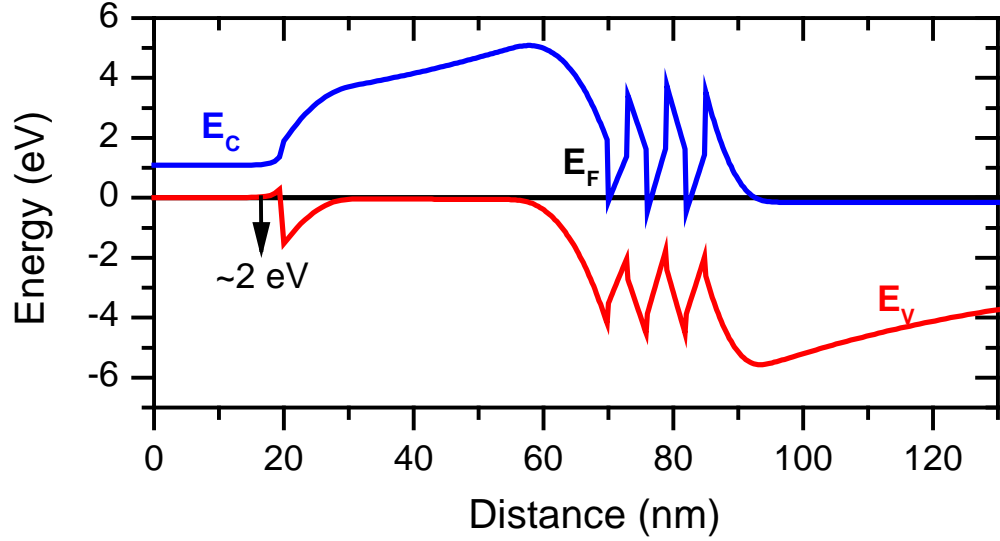
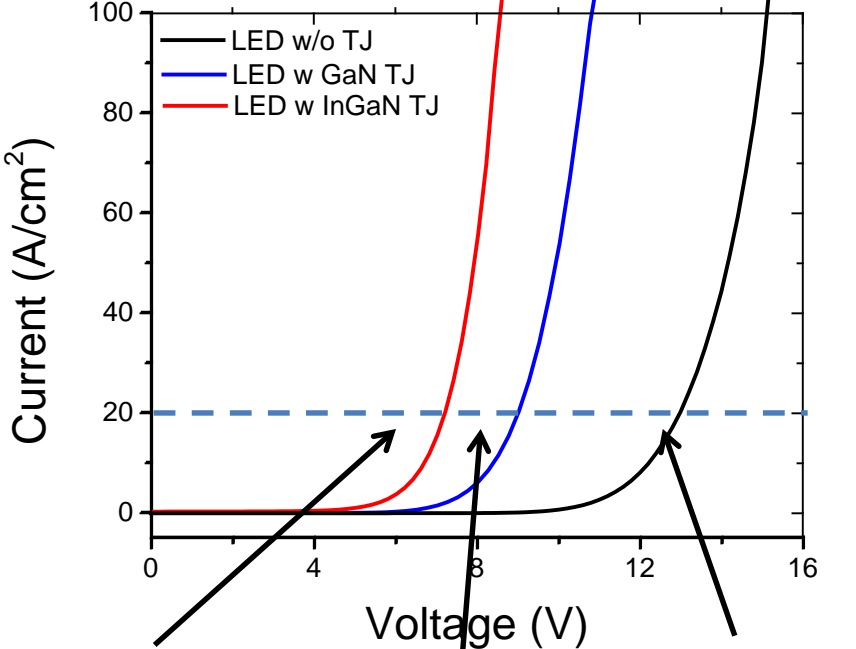
### Challenges



- Delamination of metal films



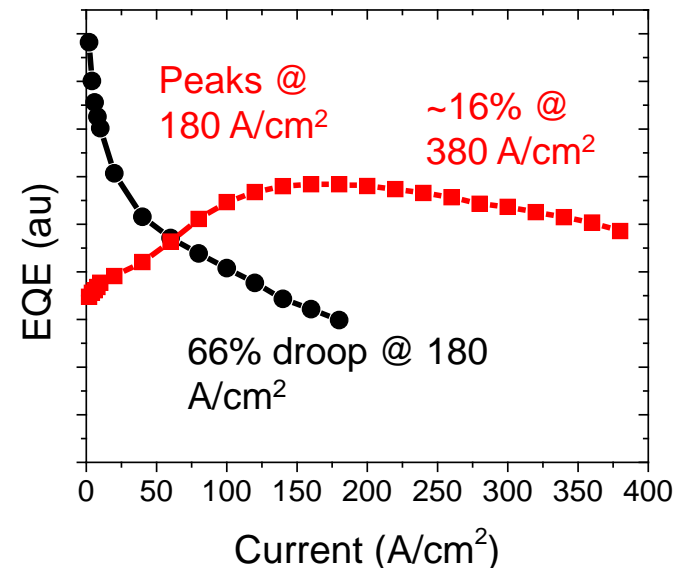
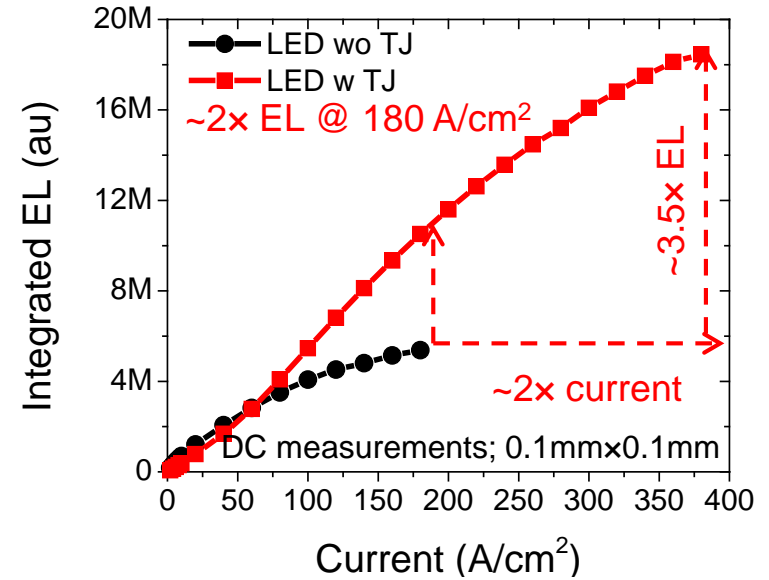
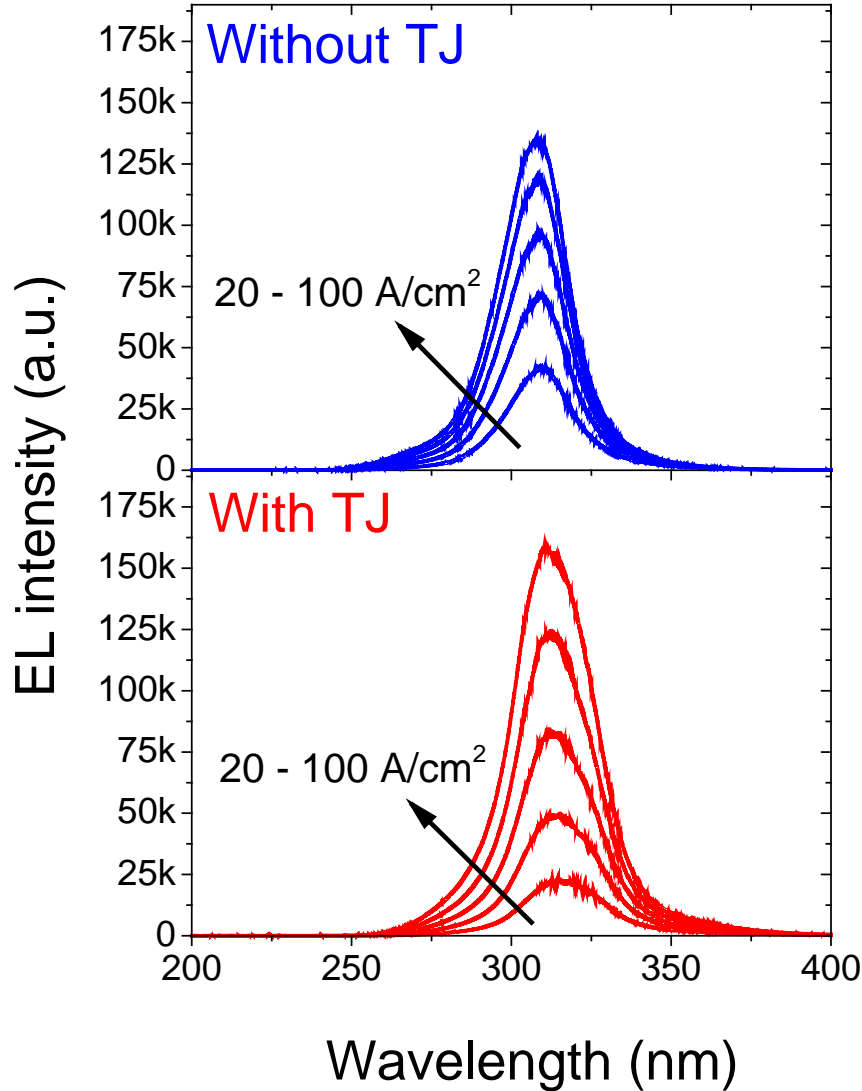
# Low $V_{turn-on}$ in TJ-integrated nanowire LEDs



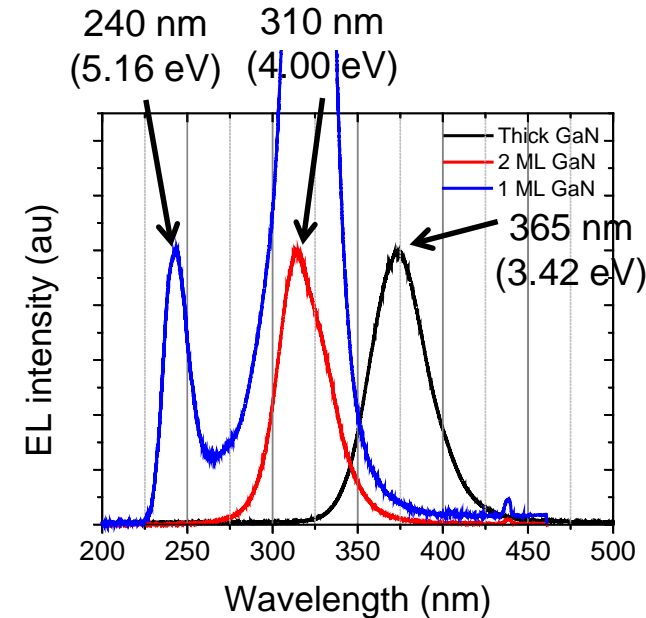
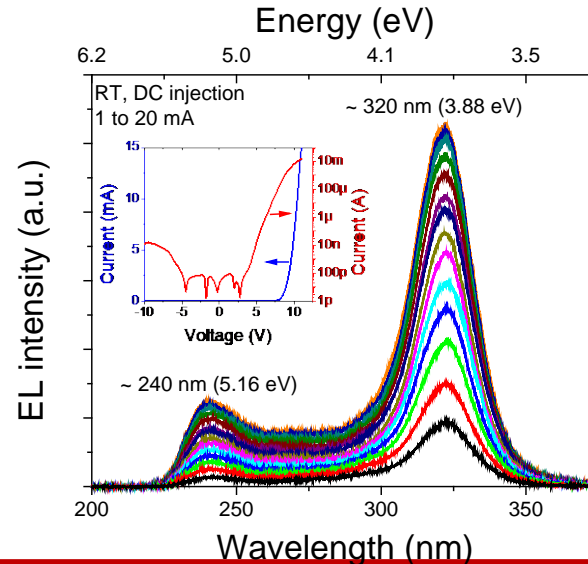
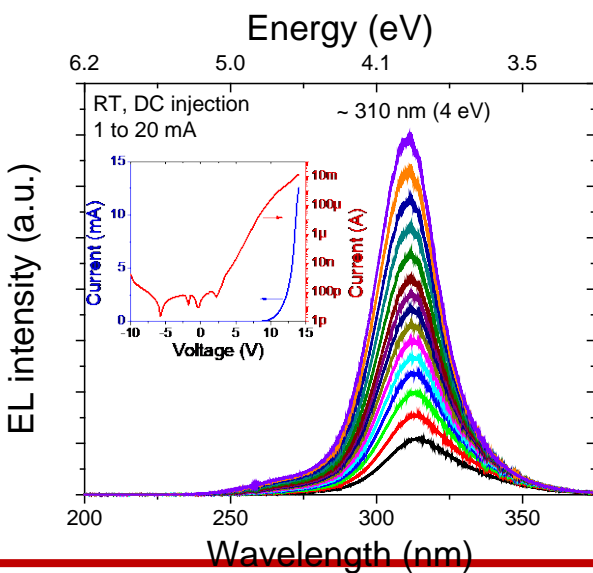

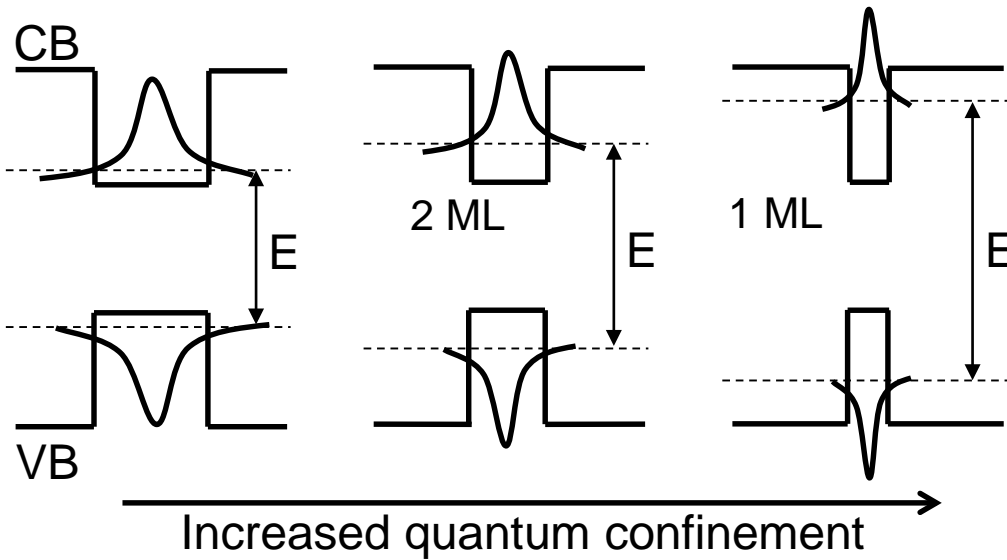
InGaN insertion

- Increases tunneling probability
- Decreases  $t_{bar}^{\square}$
- Decreases  $E_g(eff)$

# Suppressed efficiency droop in TJ integrated LEDs


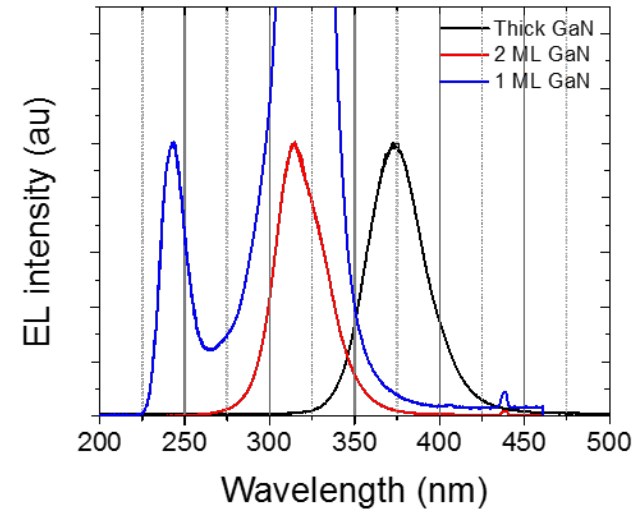
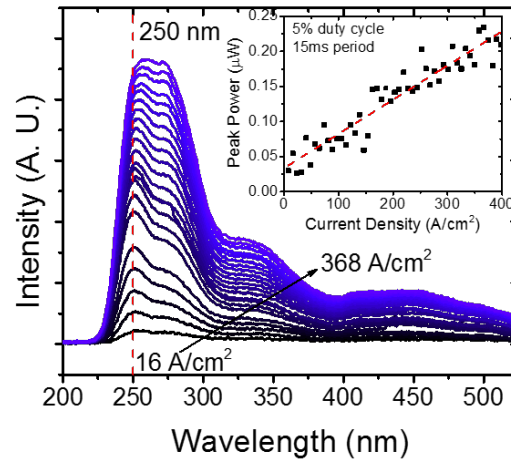
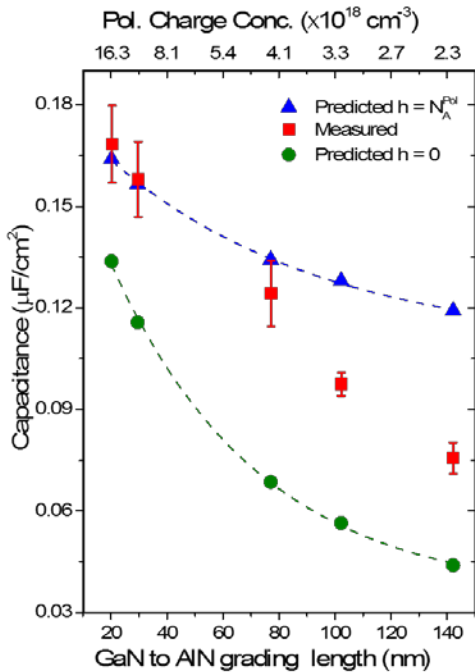
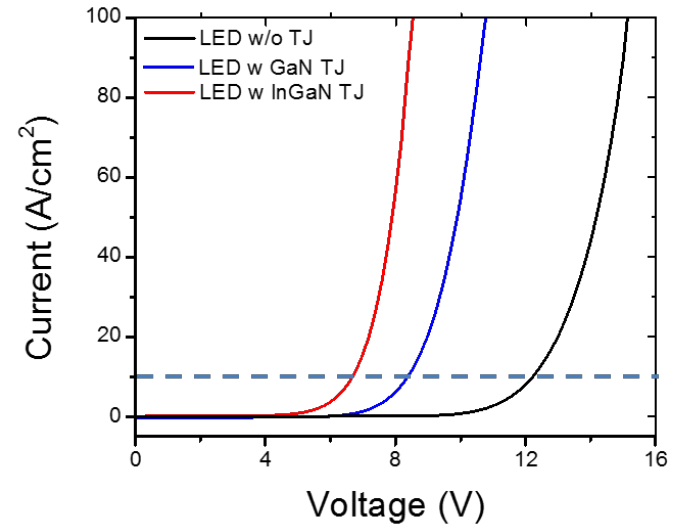


# DUV emission utilizing extreme quantum confinement



# Summary

- Pol. hole doping in nanowires
- DUV emission from PINLEDs
- Nanowire LEDs on metal
- Tunnel junction int. PINLEDs
- DUV emission from GaN QDs



# Ultraviolet Nanowire LEDs Grown Directly on Flexible Metal Foil: A Rout Toward Scalable Molecular Beam Epitaxy

B.J. May<sup>1</sup>, A.T.M. G. Sarwar<sup>2</sup>, J. Orsborn<sup>1</sup>, H. L. Fraser<sup>1</sup>, R.C. Myers<sup>1,2</sup>

<sup>1</sup>Department of Materials and Science Engineering, The Ohio State University

<sup>2</sup>Department of Electrical and Computer Engineering, The Ohio State University

## Outline:

Background on nanowire LEDs

GaN nanowire LED on metal thin film

GaN nanowires on bulk metal foil

The first UV LED on metal foil



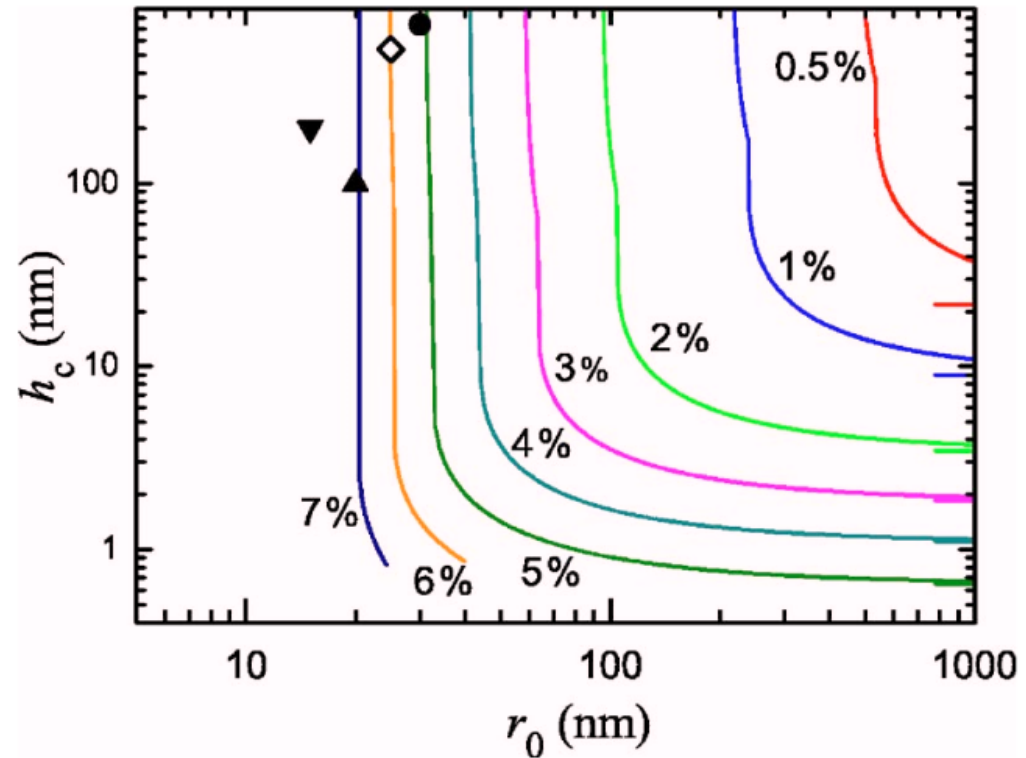
# Advantages of Nanowires

## Advantages of nanowire photonics:

- Lattice mismatch tolerance
- Zero threading dislocations
- Larger band gap and polarization tunability
- High optical quality on large variety of substrates

## Barriers to nanowire photonics

- Nonuniformities → lower device efficiency




**Glas, *PRB* 74, 121302 (2006)**

Strategy → Use cheaper substrates than thin film photonics.


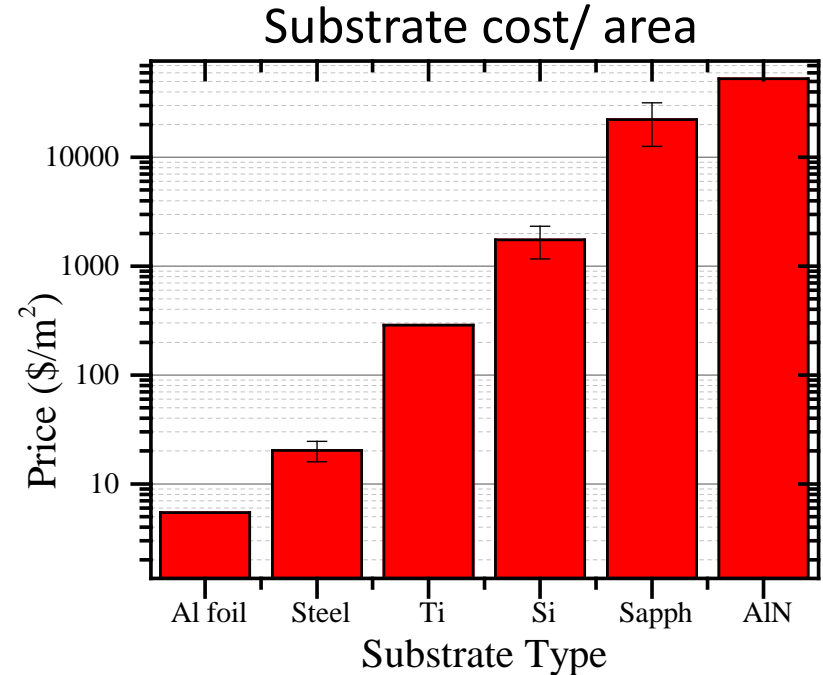
# Scalability of Nanowire Photonics

- Thin film UV devices  $\eta \approx 3\%$ 
  - grown on sapphire or AlN
- Nanowire UV devices  $\eta \approx .003\%$ 
  - grown on Si substrates




## Why use metals?

- Substrate cost
- Flexible optoelectronics
- Roll-to-roll manufacturing
- Growth on reflective materials
- There are certain electrical advantages




# Nanowires on metals

## Si nanowire photovoltaics on metal foil




**Tsakalagos et al., *APL* (2007)**

## ZnO nanorods on Zn foils and spheres




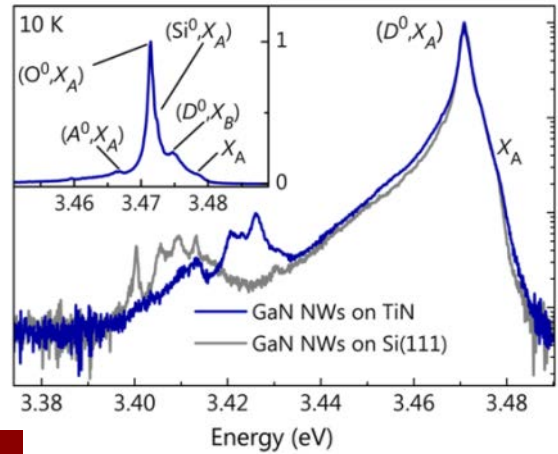
→ broad green PL **Gu et al., *ACS Nano* (2009)**

## CdS nanopillar photovoltaics on aluminum foil



**Fan et al., *Nature Materials* (2009)**

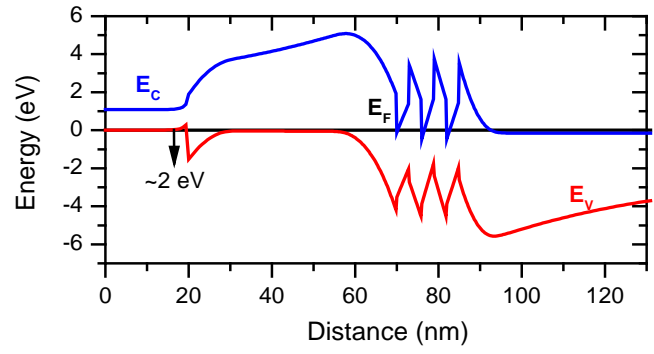
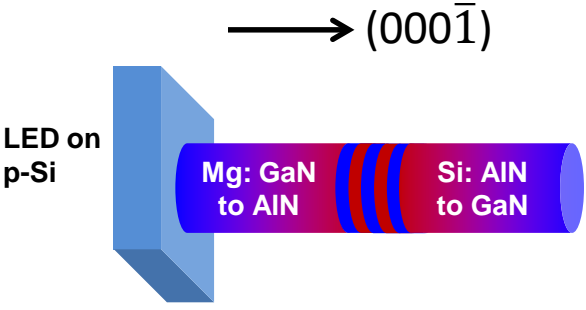
## Growth of GaN nanowires on TiN film



**Wölz et al., *Nano Lett.* (2015)**

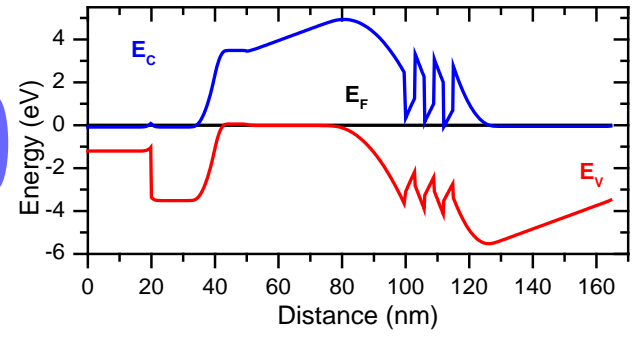
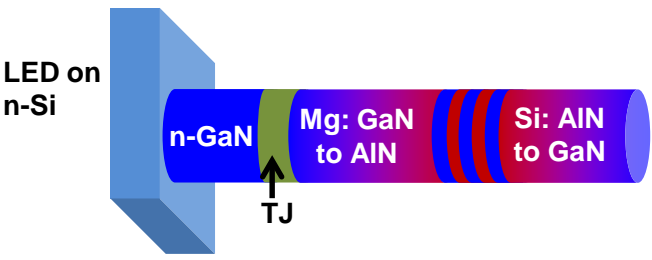
- Near UV band edge PL (at 10 K)
- Note: TiN is a ceramic

# Polarization Induced Nano LEDs



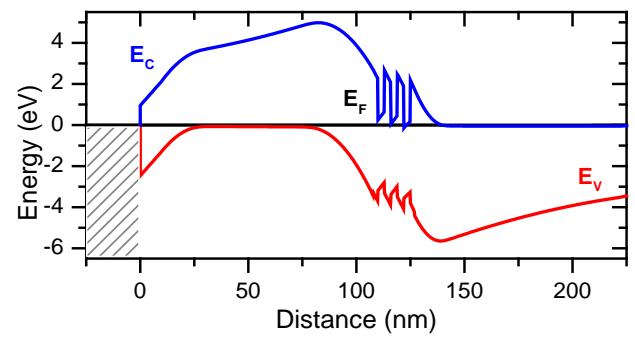
- LED on p-Si has ~2eV valence band offset

Carnevale et. al., *Nano Lett.* 13, 3029 (2013)



- Get rid of this by growth on n-Si with tunnel junction

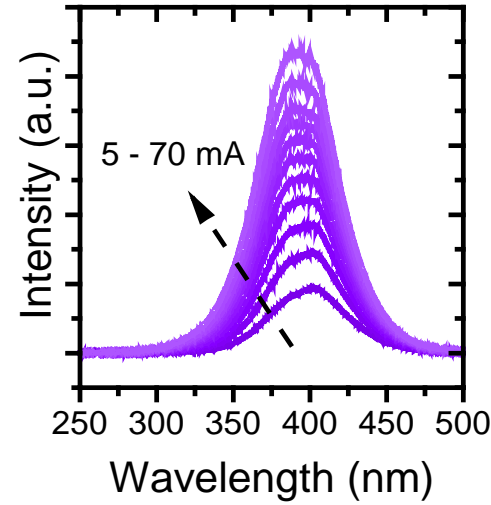


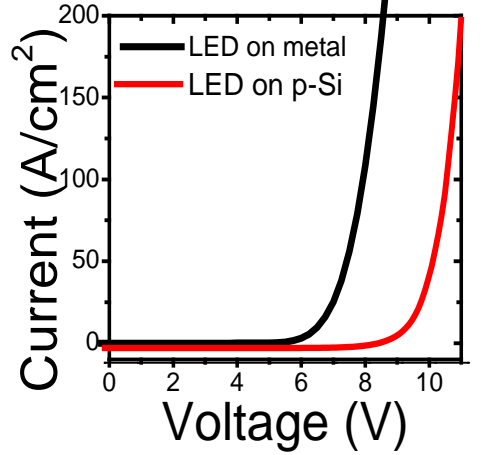
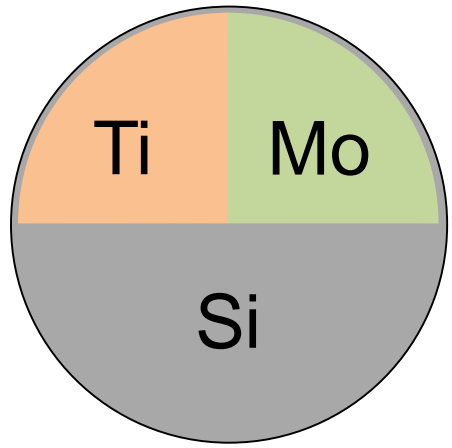

Sarwar et. al., *APL* 107, 101103 (2015)



- Other option is to grow on high  $\phi$  metal
  - Higher  $\phi$  = removal of barrier

Sarwar et. al. *Small* 11, 5402-5408 (2015)

# LED on Metal Film





**Sarwar et al., *Small* 11, 5402–5408 (2015)**

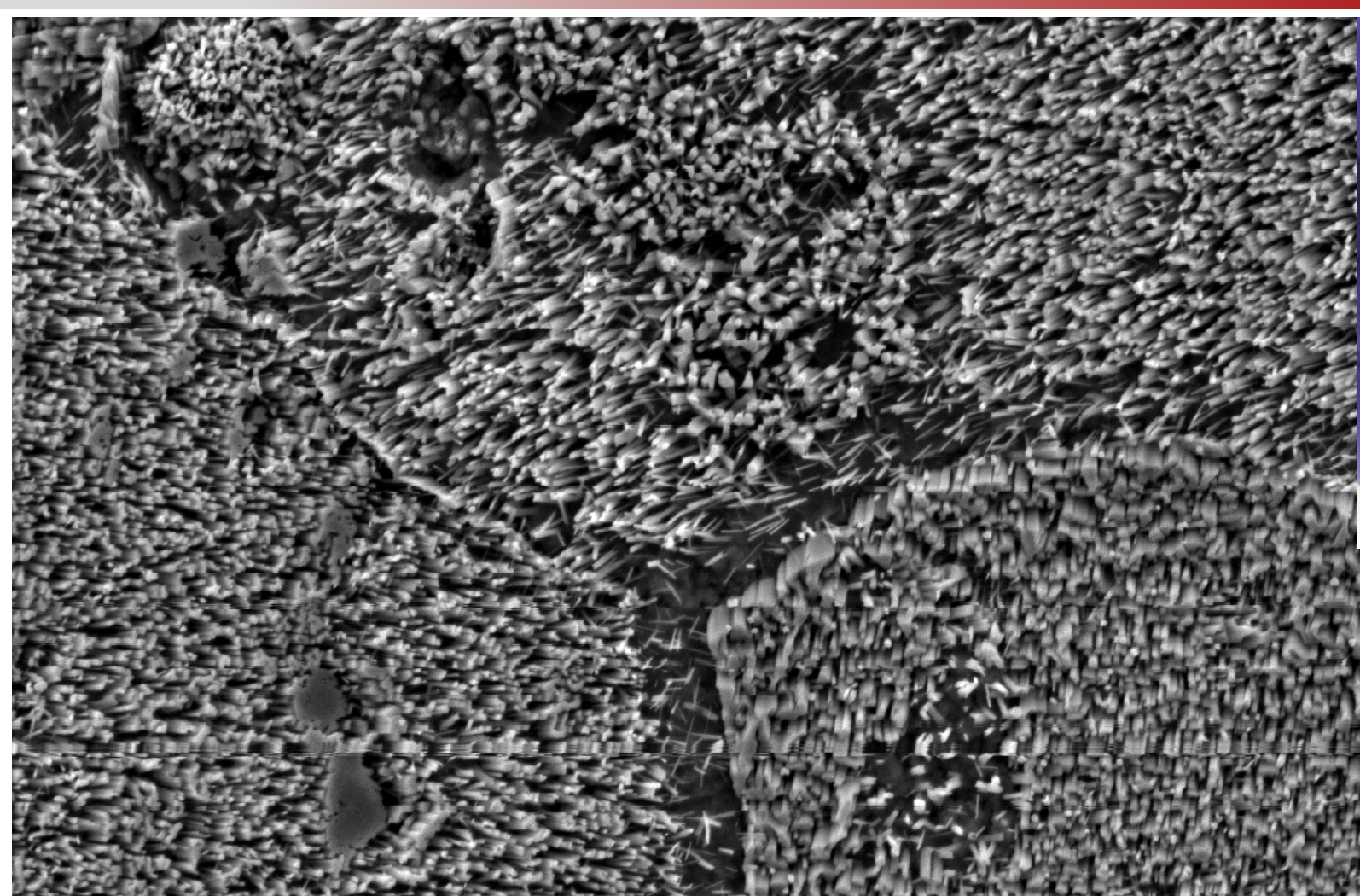
# GaN Nanowires on Metal Foils

- Ti foil
  - 99.6% pure, 100 $\mu$ m thick
- Ta foil
  - 99.9% pure, 100 $\mu$ m thick
- Standard solvent cleaning
- Vacuum bake 600°C before growth
- Use MBE 2 step growth
  - Nucleation at 750°C for 5 minutes
  - Growth at 800°C for 2 hours

**Carnevale, et. al., *Nano Lett.*, 11, 866 (2011)**



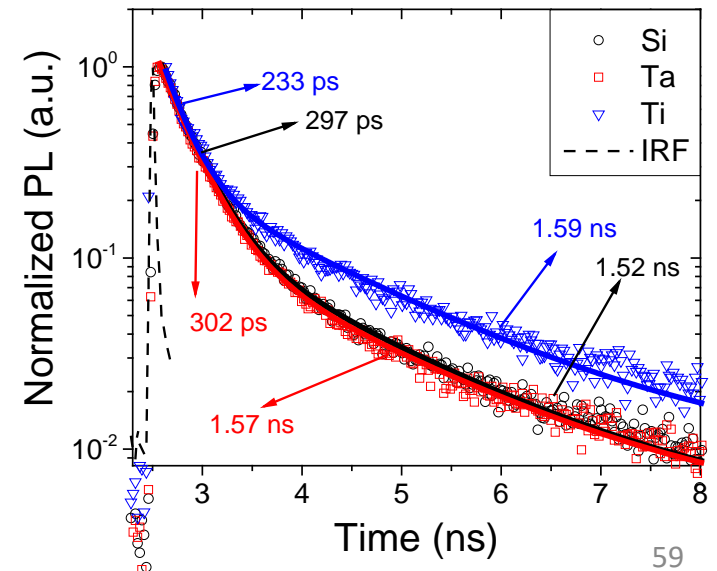
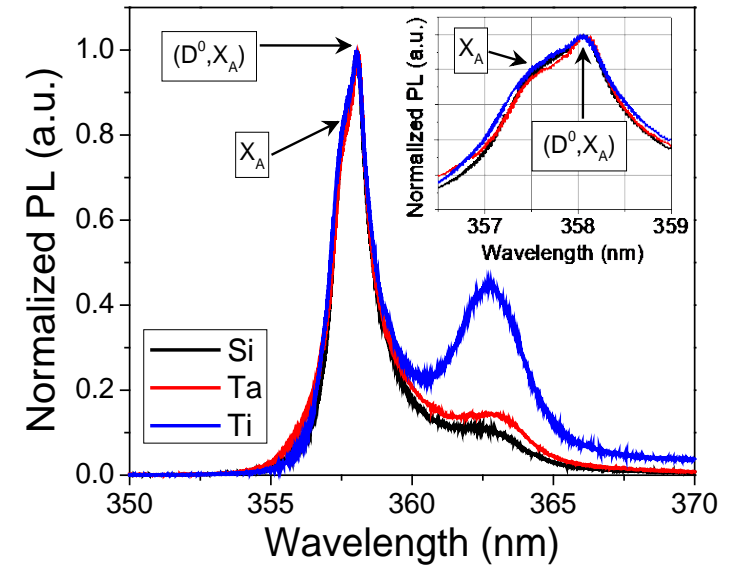
# GaN Nanowires on a Ti foil



5μm

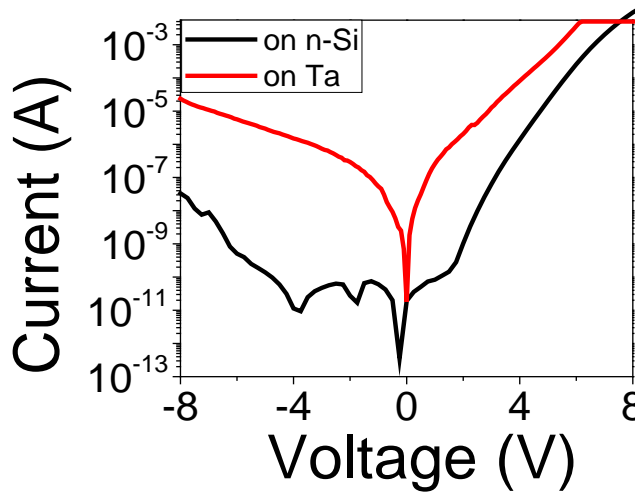
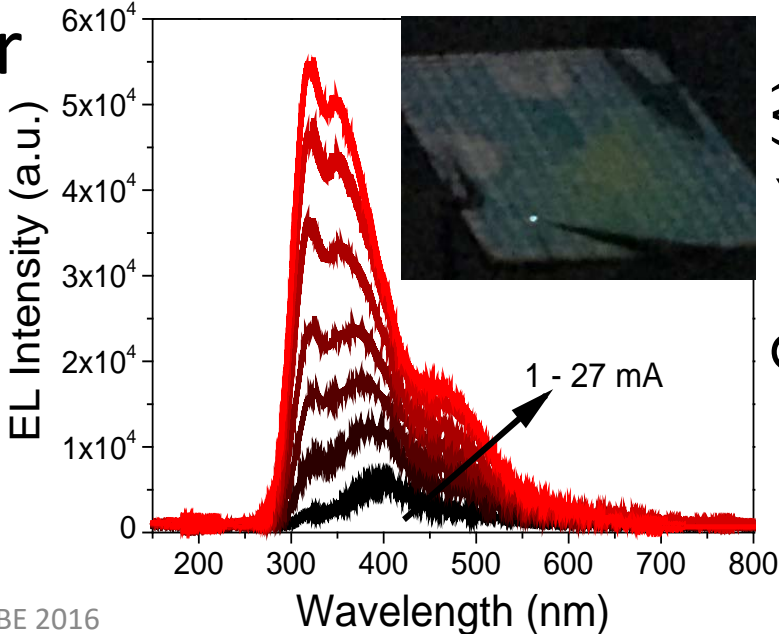
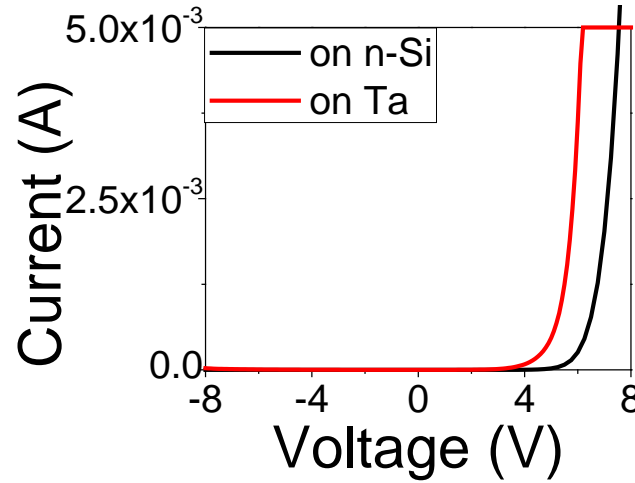

# Optical Quality of Nanowires on Foils

- Verification of optical quality with PL at 27K
- Foil samples were comparable to Si
  - No yellow defect luminescence
  - 363 nm peak from nanowire coalescence
- Time Resolved PL on the  $(D^0, X_A)$  peak also shows little difference from Si



# Operational Nano LEDs on metal foil

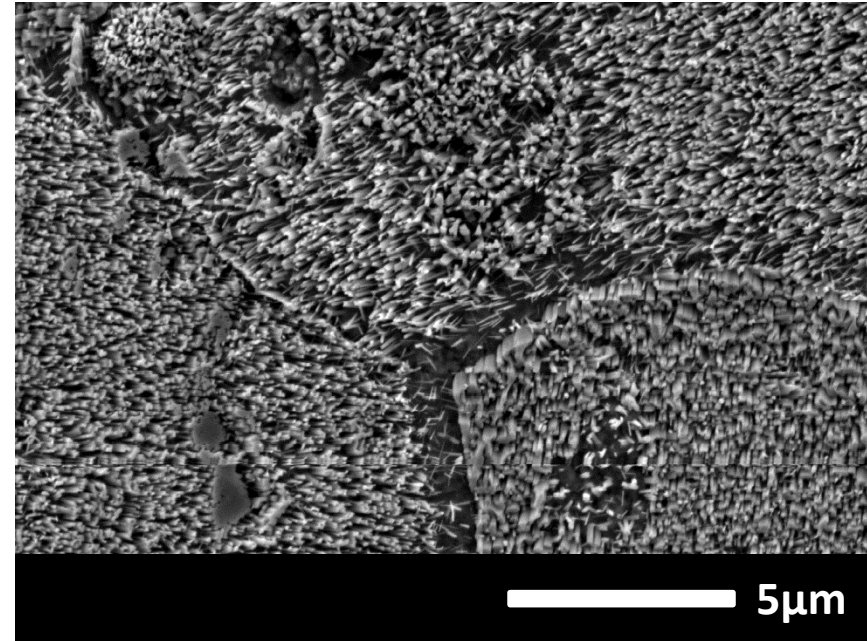
- Fabricated LED on Ta foil
- 10/20nm Ti/Au top contacts
- ~1V lower  $V_{th}$
- 1000x higher leakage
- EL emission ~350nm



May, et. al., *APL* 108, 141103 (2016)

# Summary and Conclusions

- High quality nitride nanowires were grown on flexible metal foils
- The first nitride LED was grown on a flexible foil
- Opens the door to roll-to-roll manufacturing of solid state optoelectronics



Funding provided by:

