

**US AIR FORCE  
ACTIVE DUTY  
EYE INJURY SUMMARY  
CALENDAR YEAR 2001**

Approved for public release, distribution unlimited

2013



## CY 2001 US AIR FORCE ACTIVE DUTY (AD) EYE INJURY SUMMARY

**INTRODUCTION:** In 2010 the Armed Forces Health Surveillance Center (AFHSC) and Tri-Service Vision Conservation and Readiness Program (TSVCRP) of the US Army Public Health Command (USAPHC) began development of an Annual Active Duty Military Eye Injury Summary that would detail cause and type of injury along with demographics of eye injuries (Age, Gender, Rank, Occupational Group).

The first edition of the summary and annual summaries back through calendar year 2000, were produced in the spring of 2011. An analysis of years 2000-2010 was published in the May 2011 Medical Surveillance Monthly Report (MSMR). The AFHSC also developed a Case Definition for Eye Injuries that details the code set and methodology used to develop the summaries. Both the MSMR Article and Case Definition for Eye Injuries are available on the AFHSC website: <http://afhsc.army.mil/home>.

This summary contains detailed data, along with a set of summary tables detailing Ambulatory and Hospitalization rates (per 1000 person-years) for Injury Group, Cause of Injury and Occupational Group. Summary tables for Deployment-Associated Eye Injuries detailing frequency of Eye Injuries by Type of Injury and Occupational Group are also provided. Occupational Group data is for Enlisted members only. Deployment-Associated Eye Injuries are presented without regard to Ambulatory or Hospitalized status.

As one of the underlying goals of the summary is to make eye injury surveillance data accessible and useable, individual annual eye injury summaries for all years and all services (Combined DoD, Army, Navy, Air Force, Marine Corps and Coast Guard) are posted on the USAPHC public website.

For questions or additional information regarding the summaries please contact the TSVCRP:

By Email: [usarmy.apg.medcom-phc.mbx.dcpm-tri-service-optometry@mail.mil](mailto:usarmy.apg.medcom-phc.mbx.dcpm-tri-service-optometry@mail.mil)

Telephone: 410-436-2714 FAX: 410-436-1325

Additional program information and educational materials can be found at: <http://dodvision.com/> and the USAPHC Public Website at: <http://phc.amedd.army.mil/Pages/default.aspx>

### CONTENTS:

- 1) [Summary of Code Groupings](#)
- 2) [All diagrams by Injury Group](#)
- 3) [All diagrams by Cause of Injury](#)
- 4) [All diagrams by Occupational Group](#)
- 5) [Deployment-Associated Eye Injury data not available from 2000-2004](#)
- 6) [2001 Air Force Eye Injury complete statistics](#)



## CY 2001 US AIR FORCE ACTIVE DUTY (AD) EYE INJURY SUMMARY

**INJURY CODE GROUP DETAILS:** The following code groupings were used to develop the summary. Additional details may be found in the AFHSC Case Definition available at: <http://afhsc.army.mil/home>.

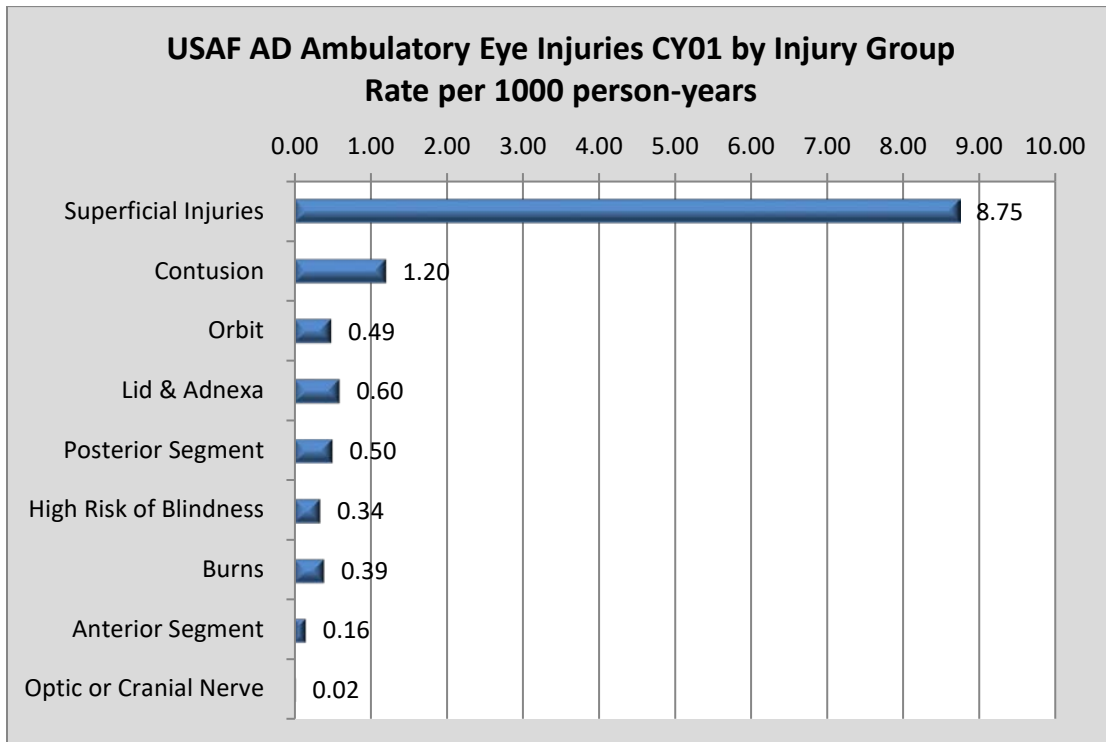
- 1) **Superficial:** all 918 series codes (superficial injury of eye and adnexa) and all 930 series codes (foreign body on external eye).
- 2) **Contusion:** all 921 series codes (contusion of eye and adnexa).
- 3) **Orbit:** All 802 series codes (fracture of face bones), 870.3 and 870.4 (penetrating wound of orbit without and with foreign body) and 376.32 (orbital hemorrhage).
- 4) **Lid/adnexa:** all 870 series codes (open wound of ocular adnexa) with the exception of 870.3 and 870.4 (see orbit above).
- 5) **Posterior segment:** 362.81 (retinal hemorrhage), all 361.0x series codes (retinal detachment with retinal defect), 363.61 (choroidal hemorrhage, unspecified), 363.63 (choroidal rupture), 379.23 (vitreous hemorrhage), 360.00 and 360.01 (purulent and acute endophthalmitis).
- 6) **High risk of blindness:** all 871 series codes (open wound of eyeball).
- 7) **Burns:** all 940 series codes (burn confined to eye and adnexa) as well as all 940.x2 codes (burns to eye with other parts of face, head and neck).
- 8) **Anterior segment:** 364.41 (hyphema), 366.21 and 366.22 (localized and total traumatic cataract), and 364.76 (iridodialysis).
- 9) **Optic/cranial nerve:** 950.0 (optic nerve injury), 950.1 (injury to optic chiasm), 950.9 (injury to optic nerve and pathways, unspecified), 951.0 (injury to oculomotor nerve), 951.1 (injury to trochlear nerve) and 951.3 (injury to abducens nerve).

**DETAILS FOR TOTAL NUMBERS:** Because patients may have been coded with more than one injury group or cause of injury, the sum of cases by injury group and the sum of cases by causes of injury will be greater than the total number of patients.

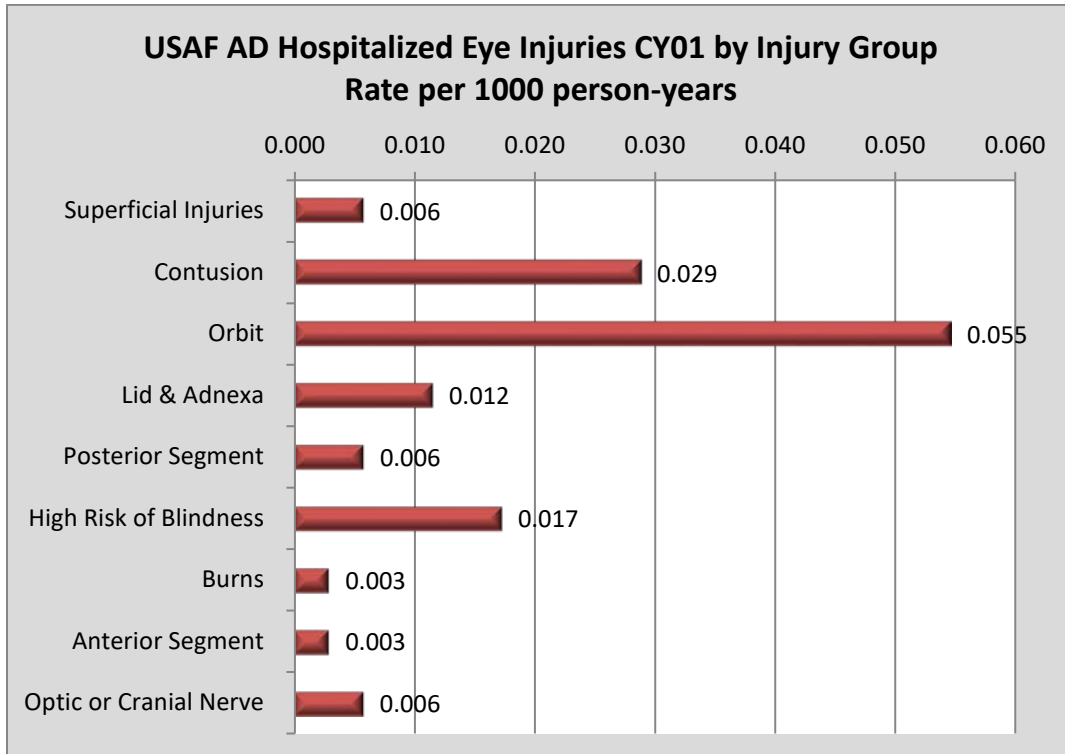
[Return to Introduction Page](#)



## CY 2001 US AIR FORCE ACTIVE DUTY (AD) EYE INJURY SUMMARY



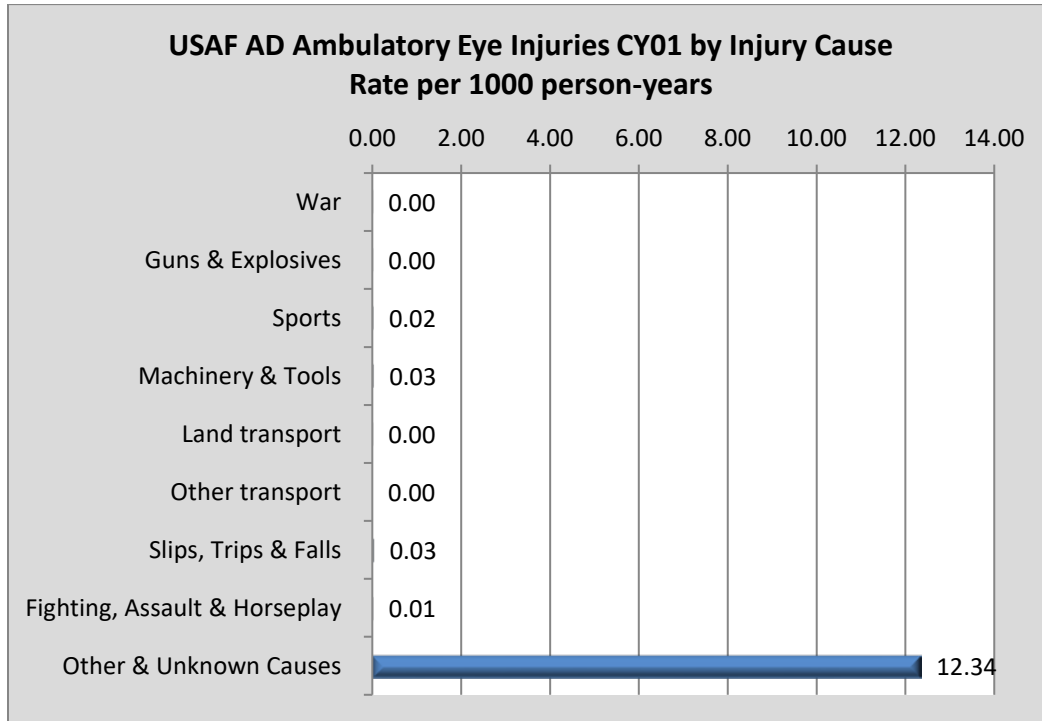
Please note the difference in scale between Ambulatory and Hospitalized graphs



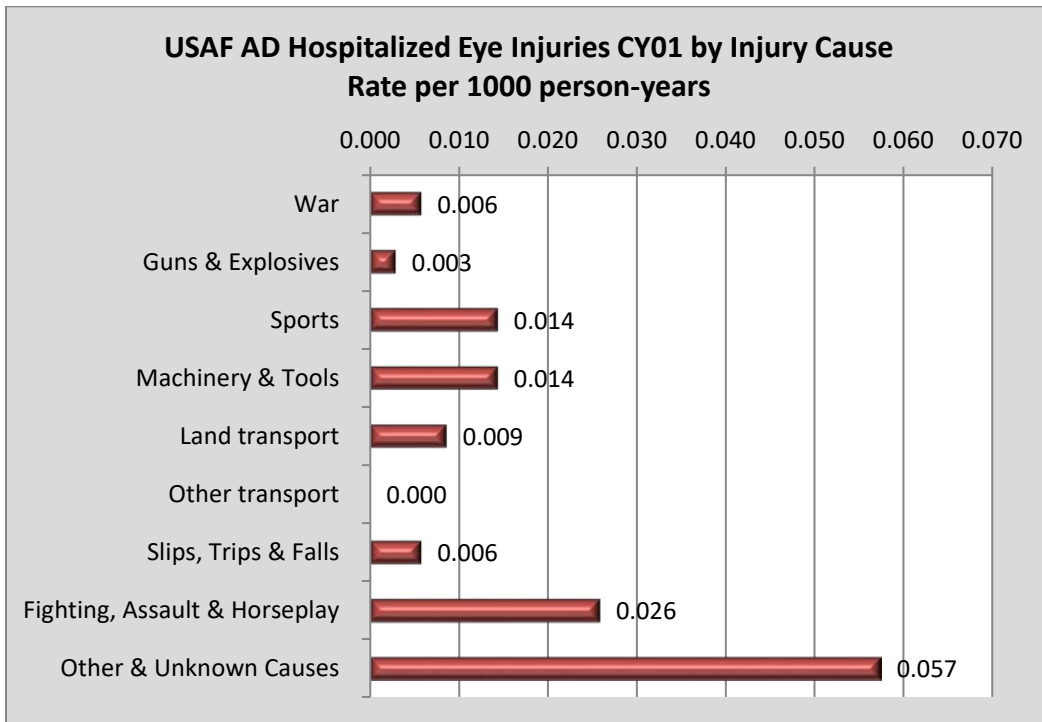
[Return to Introduction Page](#)



## CY 2001 US AIR FORCE ACTIVE DUTY (AD) EYE INJURY SUMMARY



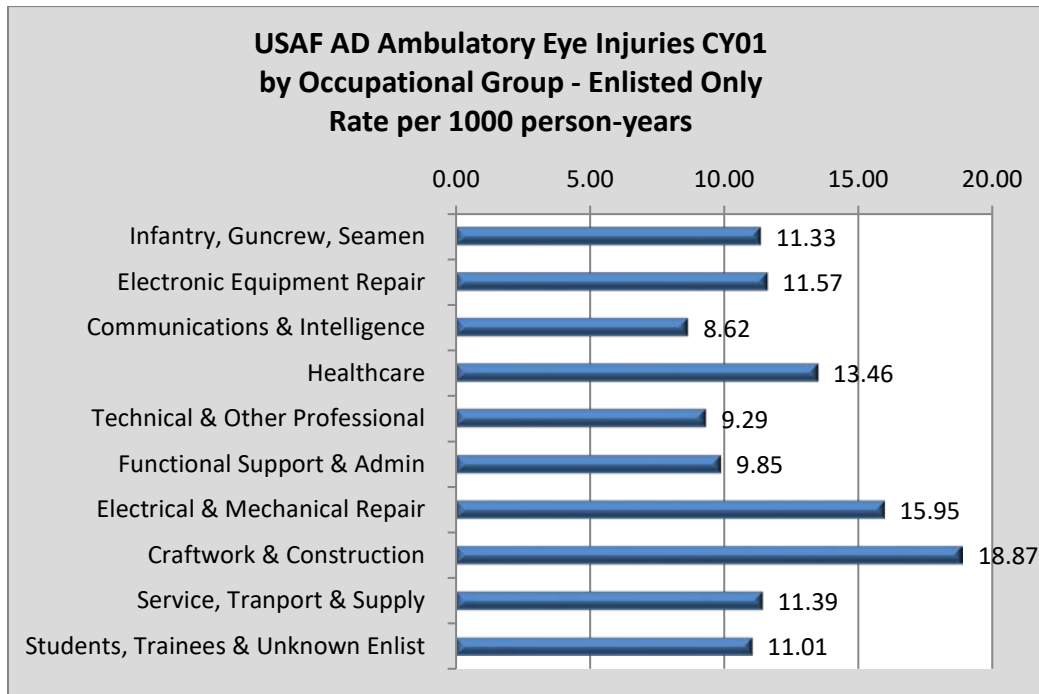
Please note the difference in scale between Ambulatory and Hospitalized graphs



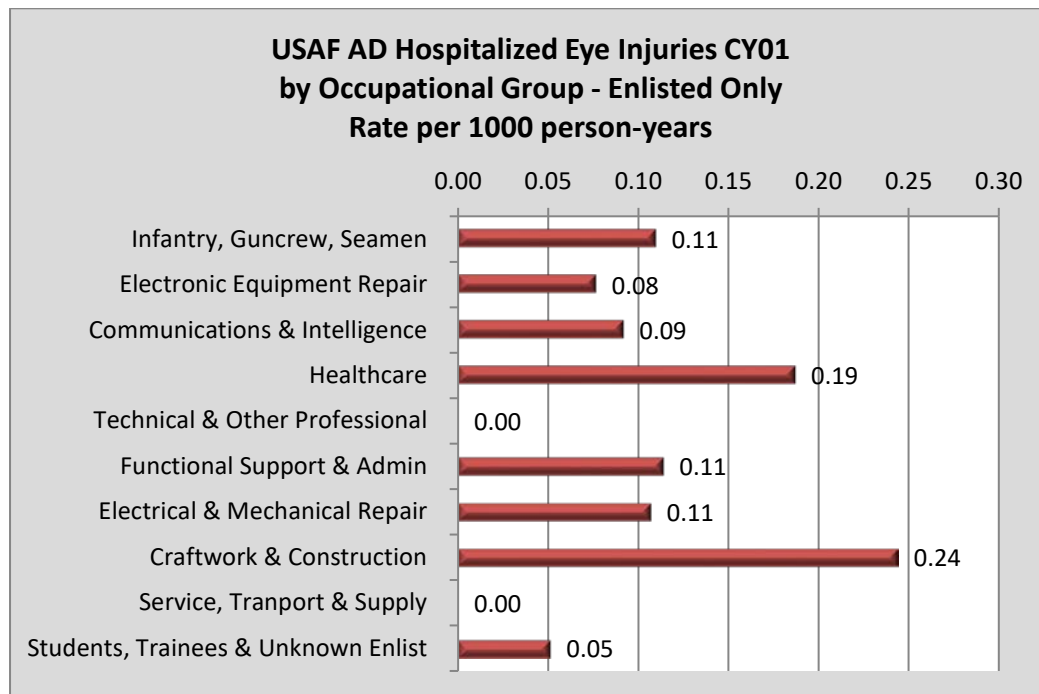
[Return to Introduction Page](#)



## CY 2001 US AIR FORCE ACTIVE DUTY (AD) EYE INJURY SUMMARY



Please note the difference in scale between Ambulatory and Hospitalized graphs



[Return to Introduction Page](#)



# CY 2001 US AIR FORCE ACTIVE DUTY (AD) EYE INJURY SUMMARY

	2001											
	Ambulatory MTF Visits				Deployment-Associated Healthcare				Hospitalizations			
	Primary		All Diagnoses		Primary		All Diagnoses		Primary		All Diagnoses	
	Count	Rate <sup>1</sup>	Count	Rate	Count	% total <sup>3</sup>	Count	% total <sup>3</sup>	Count	Rate	Count	Rate
<b>ALL ACTIVE COMPONENT</b>												
Total	3,675	10.56	4,094	11.76	-	-	-	-	11	0.03	34	0.10
Superficial Injuries	2,814	8.08	3,045	8.75	-	-	-	-	0	0.00	2	0.01
Contusion	345	0.99	418	1.20	-	-	-	-	5	0.01	10	0.03
Orbit	131	0.38	169	0.49	-	-	-	-	6	0.02	19	0.05
Lid & Adnexa	184	0.53	207	0.60	-	-	-	-	2	0.01	4	0.01
Posterior Segment	125	0.36	175	0.50	-	-	-	-	2	0.01	2	0.01
High Risk of Blindness	108	0.31	119	0.34	-	-	-	-	5	0.01	6	0.02
Burns	126	0.36	137	0.39	-	-	-	-	0	0.00	1	0.00
Anterior Segment	44	0.13	54	0.16	-	-	-	-	1	0.00	1	0.00
Optic or Cranial Nerve	4	0.01	6	0.02	-	-	-	-	0	0.00	2	0.01
Male	3,022	10.73	3,363	11.94	-	-	-	-	10	0.04	28	0.10
Female	653	9.82	731	11.00	-	-	-	-	1	0.02	6	0.09
War	1	0.00	1	0.00	not assessed <sup>2</sup>				2	0.01	2	0.01
Guns & Explosives	1	0.00	1	0.00					0	0.00	1	0.00
Sports	5	0.01	6	0.02					3	0.01	5	0.01
Machinery & Tools	7	0.02	9	0.03					5	0.01	5	0.01
Land transport	0	0.00	1	0.00					1	0.00	3	0.01
Other transport	0	0.00	0	0.00					0	0.00	0	0.00
Slips, Trips & Falls	11	0.03	11	0.03					1	0.00	2	0.01
Fighting, Assault & Horseplay	4	0.01	5	0.01					3	0.01	9	0.03
Other & Unknown Causes	3,852	11.06	4,296	12.34					6	0.02	20	0.06
<b>ENLISTED (all diagnoses combined)</b>												
Enlisted	3,099	11.06	3,445	12.29	-	-	-	-	10	0.04	29	0.10
<20	298	9.86	332	10.98	-	-	-	-	3	0.10	5	0.17
20-24	1,048	12.03	1,186	13.61	-	-	-	-	6	0.07	12	0.14
25-29	593	11.69	648	12.77	-	-	-	-	0	0.00	6	0.12
30-34	395	9.36	436	10.33	-	-	-	-	0	0.00	1	0.02
35-39	488	9.79	539	10.81	-	-	-	-	0	0.00	1	0.02
>=40	277	13.81	304	15.16	-	-	-	-	1	0.05	4	0.20
E0-E4	1,596	12.22	1,786	13.67	-	-	-	-	9	0.07	20	0.15
E5-E9	1,503	10.05	1,659	11.09	-	-	-	-	1	0.01	9	0.06
Infantry, Guncrew, Seamen	279	10.19	310	11.33	-	-	-	-	1	0.04	3	0.11
Electronic Equipment Repair	269	10.28	303	11.57	-	-	-	-	1	0.04	2	0.08
Communications & Intelligence	166	7.61	188	8.62	-	-	-	-	1	0.05	2	0.09
Healthcare	263	12.29	288	13.46	-	-	-	-	1	0.05	4	0.19
Technical & Other Professional	84	8.05	97	9.29	-	-	-	-	0	0.00	0	0.00
Functional Support & Admin	538	8.76	605	9.85	-	-	-	-	3	0.05	7	0.11
Electrical & Mechanical Repair	956	14.60	1,044	15.95	-	-	-	-	1	0.02	7	0.11
Craftwork & Construction	210	17.08	232	18.87	-	-	-	-	1	0.08	3	0.24
Service, Transport & Supply	148	10.34	163	11.39	-	-	-	-	0	0.00	0	0.00
Students, Trainees & Unknown Enlist	186	9.53	215	11.01	-	-	-	-	1	0.05	1	0.05
<b>OFFICER (all diagnoses combined)</b>												
Officer	576	8.48	649	9.56	-	-	-	-	1	0.01	5	0.07
<20	0	0.00	0	0.00	-	-	-	-	0	0.00	0	0.00
20-24	48	6.46	54	7.26	-	-	-	-	0	0.00	0	0.00
25-29	122	7.96	136	8.87	-	-	-	-	1	0.07	4	0.26
30-34	108	7.32	126	8.54	-	-	-	-	0	0.00	1	0.07
35-39	120	8.70	138	10.01	-	-	-	-	0	0.00	0	0.00
>=40	178	10.72	195	11.75	-	-	-	-	0	0.00	0	0.00
O0-O3,W0-W3	330	8.54	375	9.70	-	-	-	-	1	0.03	5	0.13
O4-O10,W4-W5	246	8.41	274	9.37	-	-	-	-	0	0.00	0	0.00
General/Flag Ofc & Executives	6	8.28	6	8.28	-	-	-	-	0	0.00	0	0.00
Tactical Operations Off.	159	7.09	177	7.89	-	-	-	-	0	0.00	2	0.09
Intelligence Off.	24	6.79	30	8.48	-	-	-	-	0	0.00	0	0.00
Engineering & Maintenance Off.	89	8.92	97	9.73	-	-	-	-	1	0.10	2	0.20
Healthcare Off.	143	11.81	157	12.97	-	-	-	-	0	0.00	1	0.08
Scientists & Professional Off.	29	6.62	34	7.76	-	-	-	-	0	0.00	0	0.00
Administrative Off.	42	8.73	52	10.81	-	-	-	-	0	0.00	0	0.00
Supply & Logistics Off.	54	8.87	62	10.19	-	-	-	-	0	0.00	0	0.00
Students, Trainees & Unknown Off.	30	7.76	34	8.80	-	-	-	-	0	0.00	0	0.00

1. Rates are per 1,000 person-years.  
 2. Use of ICD-9-CM E-codes for "cause of injury" is largely incomplete for theater healthcare records and therefore omitted.  
 3. Person-time is not available for deployers so the proportion of the total number of diagnoses is shown.

[Return to Introduction Page](#)



**TRI-SERVICE  
 VISION  
 CONSERVATION  
 AND READINESS**