

**US AIR FORCE
ACTIVE DUTY
EYE INJURY SUMMARY
CALENDAR YEAR 2003**

Approved for public release, distribution unlimited

2013



CY 2003 US AIR FORCE ACTIVE DUTY (AD) EYE INJURY SUMMARY

INTRODUCTION: In 2010 the Armed Forces Health Surveillance Center (AFHSC) and Tri-Service Vision Conservation and Readiness Program (TSVCRP) of the US Army Public Health Command (USAPHC) began development of an Annual Active Duty Military Eye Injury Summary that would detail cause and type of injury along with demographics of eye injuries (Age, Gender, Rank, Occupational Group).

The first edition of the summary and annual summaries back through calendar year 2000, were produced in the spring of 2011. An analysis of years 2000-2010 was published in the May 2011 Medical Surveillance Monthly Report (MSMR). The AFHSC also developed a Case Definition for Eye Injuries that details the code set and methodology used to develop the summaries. Both the MSMR Article and Case Definition for Eye Injuries are available on the AFHSC website: <http://afhsc.army.mil/home>.

This summary contains detailed data, along with a set of summary tables detailing Ambulatory and Hospitalization rates (per 1000 person-years) for Injury Group, Cause of Injury and Occupational Group. Summary tables for Deployment-Associated Eye Injuries detailing frequency of Eye Injuries by Type of Injury and Occupational Group are also provided. Occupational Group data is for Enlisted members only. Deployment-Associated Eye Injuries are presented without regard to Ambulatory or Hospitalized status.

As one of the underlying goals of the summary is to make eye injury surveillance data accessible and useable, individual annual eye injury summaries for all years and all services (Combined DoD, Army, Navy, Air Force, Marine Corps and Coast Guard) are posted on the USAPHC public website.

For questions or additional information regarding the summaries please contact the TSVCRP:

By Email: usarmy.apg.medcom-phc.mbx.dcpm-tri-service-optometry@mail.mil

Telephone: 410-436-2714 FAX: 410-436-1325

Additional program information and educational materials can be found at: <http://dodvision.com/> and the USAPHC Public Website at: <http://phc.amedd.army.mil/Pages/default.aspx>

CONTENTS:

- 1) [Summary of Code Groupings](#)
- 2) [All diagrams by Injury Group](#)
- 3) [All diagrams by Cause of Injury](#)
- 4) [All diagrams by Occupational Group](#)
- 5) [Deployment-Associated Eye Injury data not available from 2000-2004](#)
- 6) [2003 Air Force Eye Injury complete statistics](#)



CY 2003 US AIR FORCE ACTIVE DUTY (AD) EYE INJURY SUMMARY

INJURY CODE GROUP DETAILS: The following code groupings were used to develop the summary. Additional details may be found in the AFHSC Case Definition available at: <http://afhsc.army.mil/home>.

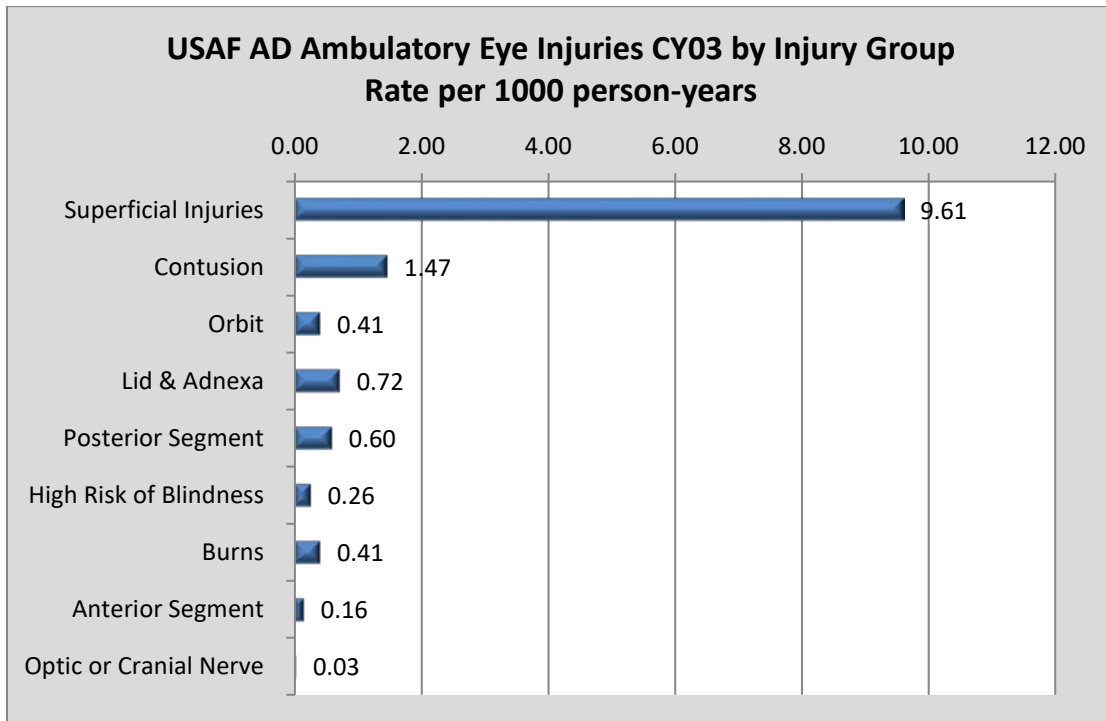
- 1) **Superficial:** all 918 series codes (superficial injury of eye and adnexa) and all 930 series codes (foreign body on external eye).
- 2) **Contusion:** all 921 series codes (contusion of eye and adnexa).
- 3) **Orbit:** All 802 series codes (fracture of face bones), 870.3 and 870.4 (penetrating wound of orbit without and with foreign body) and 376.32 (orbital hemorrhage).
- 4) **Lid/adnexa:** all 870 series codes (open wound of ocular adnexa) with the exception of 870.3 and 870.4 (see orbit above).
- 5) **Posterior segment:** 362.81 (retinal hemorrhage), all 361.0x series codes (retinal detachment with retinal defect), 363.61 (choroidal hemorrhage, unspecified), 363.63 (choroidal rupture), 379.23 (vitreous hemorrhage), 360.00 and 360.01 (purulent and acute endophthalmitis).
- 6) **High risk of blindness:** all 871 series codes (open wound of eyeball).
- 7) **Burns:** all 940 series codes (burn confined to eye and adnexa) as well as all 940.x2 codes (burns to eye with other parts of face, head and neck).
- 8) **Anterior segment:** 364.41 (hyphema), 366.21 and 366.22 (localized and total traumatic cataract), and 364.76 (iridodialysis).
- 9) **Optic/cranial nerve:** 950.0 (optic nerve injury), 950.1 (injury to optic chiasm), 950.9 (injury to optic nerve and pathways, unspecified), 951.0 (injury to oculomotor nerve), 951.1 (injury to trochlear nerve) and 951.3 (injury to abducens nerve).

DETAILS FOR TOTAL NUMBERS: Because patients may have been coded with more than one injury group or cause of injury, the sum of cases by injury group and the sum of cases by causes of injury will be greater than the total number of patients.

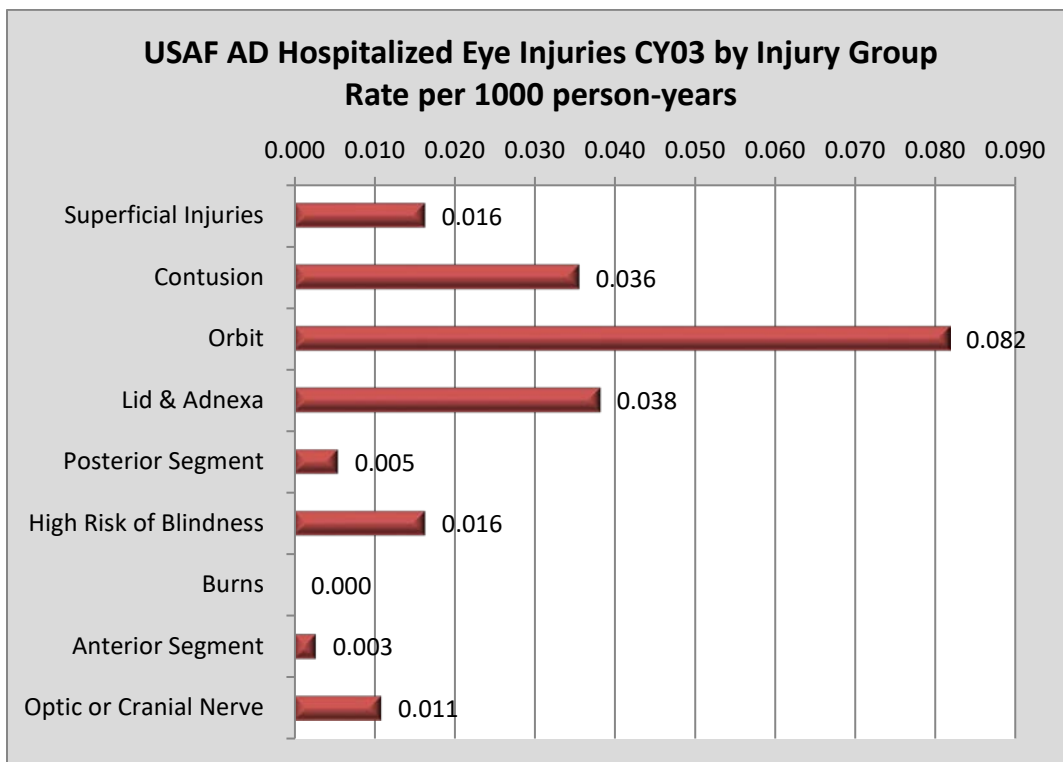
[Return to Introduction Page](#)



CY 2003 US AIR FORCE ACTIVE DUTY (AD) EYE INJURY SUMMARY



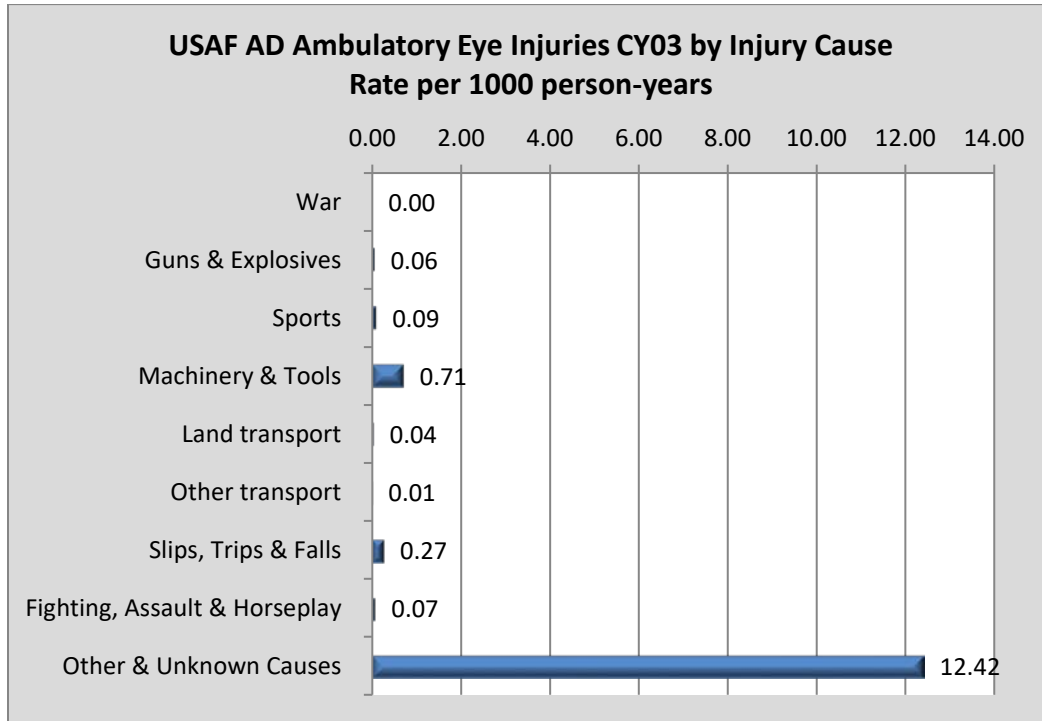
Please note the difference in scale between Ambulatory and Hospitalized graphs



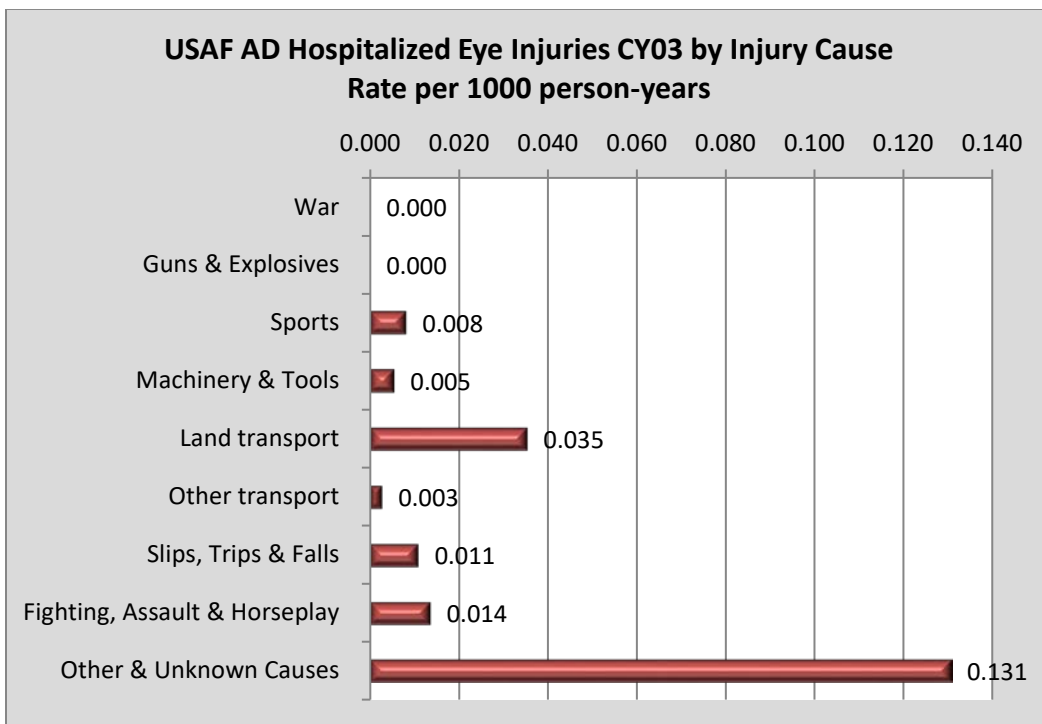
[Return to Introduction Page](#)



CY 2003 US AIR FORCE ACTIVE DUTY (AD) EYE INJURY SUMMARY



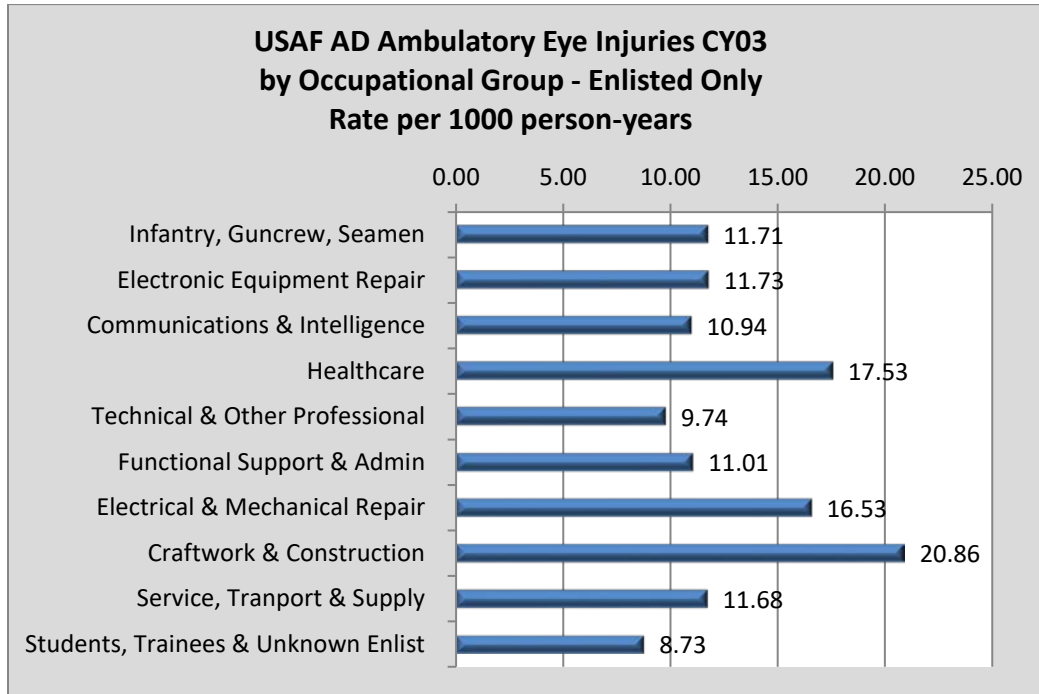
Please note the difference in scale between Ambulatory and Hospitalized graphs



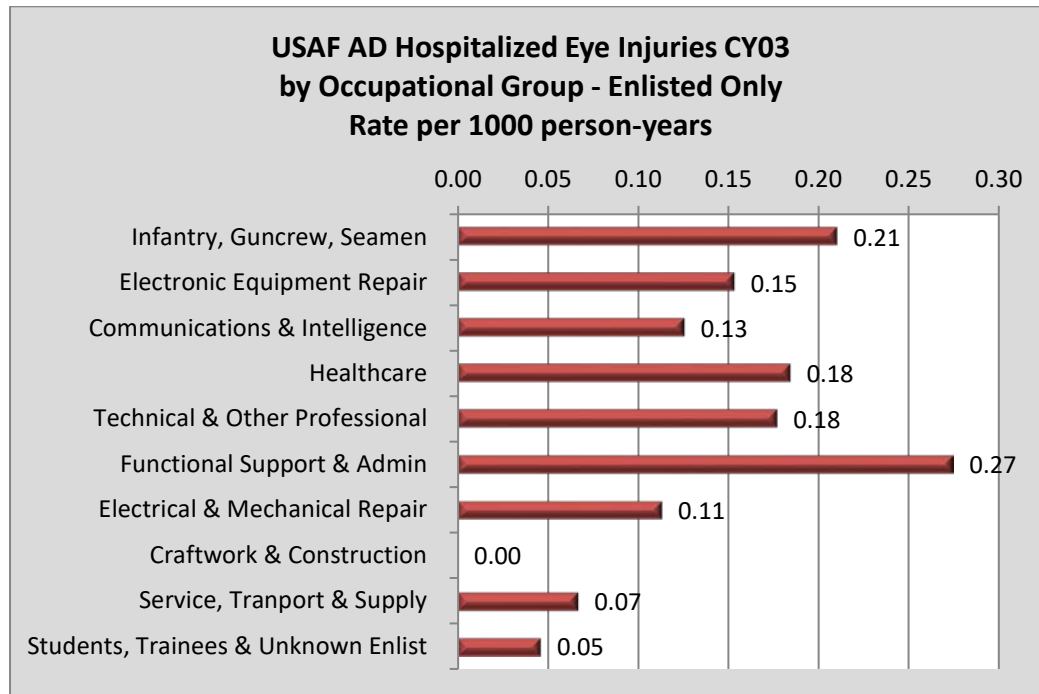
[Return to Introduction Page](#)



CY 2003 US AIR FORCE ACTIVE DUTY (AD) EYE INJURY SUMMARY



Please note the difference in scale between Ambulatory and Hospitalized graphs



[Return to Introduction Page](#)



CY 2003 US AIR FORCE ACTIVE DUTY (AD) EYE INJURY SUMMARY

	2003											
	Ambulatory MTF Visits				Deployment-Associated Healthcare				Hospitalizations			
	Primary		All Diagnoses		Primary		All Diagnoses		Primary		All Diagnoses	
	Count	Rate ¹	Count	Rate	Count	% total ³	Count	% total ³	Count	Rate	Count	Rate
ALL ACTIVE COMPONENT												
Total	4,134	11.26	4,707	12.82	-	-	-	-	14	0.04	55	0.15
Superficial Injuries	3,197	8.71	3,531	9.61	-	-	-	-	4	0.01	6	0.02
Contusion	439	1.20	537	1.47	-	-	-	-	5	0.01	13	0.04
Orbit	122	0.33	151	0.41	-	-	-	-	8	0.02	30	0.08
Lid & Adnexa	227	0.62	264	0.72	-	-	-	-	3	0.01	14	0.04
Posterior Segment	141	0.38	219	0.60	-	-	-	-	0	0.00	2	0.01
High Risk of Blindness	84	0.23	97	0.26	-	-	-	-	4	0.01	6	0.02
Burns	137	0.37	150	0.41	-	-	-	-	0	0.00	0	0.00
Anterior Segment	46	0.13	57	0.16	-	-	-	-	1	0.00	1	0.00
Optic or Cranial Nerve	5	0.01	11	0.03	-	-	-	-	0	0.00	4	0.01
Male	3,341	11.31	3,813	12.91	-	-	-	-	13	0.04	47	0.16
Female	793	11.02	894	12.43	-	-	-	-	1	0.01	8	0.11
War	0	0.00	0	0.00	not assessed ²				0	0.00	0	0.00
Guns & Explosives	20	0.05	21	0.06	not assessed ²				0	0.00	0	0.00
Sports	31	0.08	34	0.09	not assessed ²				3	0.01	3	0.01
Machinery & Tools	247	0.67	261	0.71	not assessed ²				2	0.01	2	0.01
Land transport	9	0.02	13	0.04	not assessed ²				2	0.01	13	0.04
Other transport	2	0.01	2	0.01	not assessed ²				1	0.00	1	0.00
Slips, Trips & Falls	96	0.26	99	0.27	not assessed ²				1	0.00	4	0.01
Fighting, Assault & Horseplay	21	0.06	27	0.07	not assessed ²				3	0.01	5	0.01
Other & Unknown Causes	3,972	10.82	4,560	12.42	not assessed ²				13	0.04	48	0.13
ENLISTED (all diagnoses combined)												
Enlisted	3,424	11.62	3,895	13.22	-	-	-	-	13	0.04	46	0.16
<20	243	7.76	287	9.17	-	-	-	-	1	0.03	5	0.16
20-24	1,416	13.67	1,601	15.46	-	-	-	-	6	0.06	19	0.18
25-29	638	11.61	719	13.08	-	-	-	-	3	0.05	10	0.18
30-34	377	9.86	417	10.90	-	-	-	-	2	0.05	3	0.08
35-39	451	10.19	522	11.80	-	-	-	-	1	0.02	4	0.09
>=40	299	13.44	349	15.69	-	-	-	-	0	0.00	5	0.22
E0-E4	1,754	13.00	1,994	14.78	-	-	-	-	11	0.08	29	0.21
E5-E9	1,670	10.46	1,901	11.91	-	-	-	-	2	0.01	17	0.11
Infantry, Guncrew, Seamen	287	10.06	334	11.71	-	-	-	-	3	0.11	6	0.21
Electronic Equipment Repair	267	10.24	306	11.73	-	-	-	-	1	0.04	4	0.15
Communications & Intelligence	220	9.22	261	10.94	-	-	-	-	0	0.00	3	0.13
Healthcare	330	15.22	380	17.53	-	-	-	-	2	0.09	4	0.18
Technical & Other Professional	92	8.15	110	9.74	-	-	-	-	0	0.00	2	0.18
Functional Support & Admin	605	9.78	681	11.01	-	-	-	-	2	0.03	17	0.27
Electrical & Mechanical Repair	1,047	14.81	1,169	16.53	-	-	-	-	3	0.04	8	0.11
Craftwork & Construction	266	19.20	289	20.86	-	-	-	-	0	0.00	0	0.00
Service, Transport & Supply	150	10.01	175	11.68	-	-	-	-	1	0.07	1	0.07
Students, Trainees & Unknown Enlist	160	7.35	190	8.73	-	-	-	-	1	0.05	1	0.05
OFFICER (all diagnoses combined)												
Officer	710	9.77	812	11.18	-	-	-	-	1	0.01	9	0.12
<20	0	0.00	0	0.00	-	-	-	-	0	0.00	0	0.00
20-24	58	7.26	68	8.51	-	-	-	-	0	0.00	1	0.13
25-29	134	7.89	157	9.24	-	-	-	-	0	0.00	2	0.12
30-34	146	9.22	167	10.54	-	-	-	-	0	0.00	1	0.06
35-39	150	10.56	169	11.90	-	-	-	-	0	0.00	1	0.07
>=40	222	12.59	251	14.24	-	-	-	-	1	0.06	4	0.23
O0-O3, W0-W3	387	9.24	443	10.58	-	-	-	-	1	0.02	7	0.17
O4-O10, W4-W5	323	10.50	369	12.00	-	-	-	-	0	0.00	2	0.07
General/Flag Ofc & Executives	9	12.93	9	12.93	-	-	-	-	0	0.00	0	0.00
Tactical Operations Off.	211	9.19	236	10.28	-	-	-	-	0	0.00	2	0.09
Intelligence Off.	29	7.95	34	9.32	-	-	-	-	0	0.00	0	0.00
Engineering & Maintenance Off.	106	9.99	114	10.74	-	-	-	-	0	0.00	2	0.19
Healthcare Off.	129	10.93	145	12.29	-	-	-	-	1	0.08	2	0.17
Scientists & Professional Off.	43	9.46	55	12.09	-	-	-	-	0	0.00	0	0.00
Administrative Off.	52	9.99	61	11.72	-	-	-	-	0	0.00	0	0.00
Supply & Logistics Off.	52	8.35	69	11.08	-	-	-	-	0	0.00	1	0.16
Students, Trainees & Unknown Off.	79	11.38	89	12.83	-	-	-	-	0	0.00	2	0.29

1. Rates are per 1,000 person-years.

2. Use of ICD-9-CM E-codes for "cause of injury" is largely incomplete for theater healthcare records and therefore omitted.

3. Person-time is not available for deployers so the proportion of the total number of diagnoses is shown.

[Return to Introduction Page](#)

