



Cite this: *RSC Adv.*, 2018, 8, 1884

Received 17th July 2017
 Accepted 22nd December 2017

DOI: 10.1039/c7ra07876e

rsc.li/rsc-advances

Synthesis and kinetics of disassembly for silyl-containing ethoxycarbonyls using fluoride ions†

Eugene Camerino,^a Grant C. Daniels,^b James H. Wynne ^b and Erick B. Iezzi ^{*b}

In this study, a series of silyl-containing ethoxycarbonates and ethoxycarbamates on electron poor anilines and phenols were synthesized and their kinetics of disassembly determined in real-time upon exposure to fluoride ion sources at room temperature. The results provide a greater understanding of stability and kinetics for silyl-containing protecting groups that eliminate volatile molecules upon removal, which will allow for simplification of orthogonal protection in complex organic molecules.

Silicon-based groups have demonstrated wide utility in organic syntheses, ranging from orthogonal protection of amine, hydroxyl and acid functionalities in complex drug molecules^{1–3} to utilization as a trigger in self-immolative polymers and dendrimers.^{4–6} One of the commonly used silicon-based protecting groups is 2-(trimethylsilyl)ethoxycarbonyl (TEOC),⁷ which was originally developed and later optimized for N-protection of amino acids to prevent formation of oligopeptides, but has since been utilized for protection of other functionalities.⁸ The uniqueness of TEOC is that it can be preferentially removed with a mild de-blocking agent, such as fluoride ion, in the presence of other base-sensitive groups to produce low molecular weight and volatile by-products *via* cascading bond cleavage, thereby easing purification of complex mixtures and enabling greater product yields.

During our course of utilizing TEOC to protect amine and hydroxyl functionality on aliphatic oligomers we discovered there was a severe lack of kinetic data in the literature for removal of TEOC using fluoride ion, as most papers generally stated the times for removal as occurring within hours at elevated temperatures⁷ to days at room temperature.^{9,10} Furthermore, similar silyl-containing protecting groups, such as (2-phenyl-2-trimethylsilyl)ethoxycarbonyl (PSOC)¹¹ and 2-(triphenylsilyl)ethoxycarbonyl (TPSEOC),¹² were reported to be removed under milder fluoride ion conditions and/or faster times than TEOC due to a more readily formed fluoro-containing penta-coordinated intermediate as a result of phenyl group incorporation. However, while these groups were reported to be removed within minutes to hours at room temperature the studies provide minimal details on the actual

kinetics compared to TEOC. As a result, we aimed to generate quantitative kinetic data for the removal of TEOC and other silyl-containing ethoxycarbonyl groups from functionality by performing disassembly experiments with fluoride ion sources at room temperature, as this information is relevant to those utilizing orthogonal protecting group chemistry in multi-step synthesis and potentially in the processing of pharmaceuticals.

Herein, we report the kinetics of disassembly (*i.e.*, rate constants (*k*) for removal) for a series of silyl-terminated ethoxycarbonyl protecting groups, such as TEOC, 2-(methyl-diphenylsilyl)ethoxycarbonyl (MDPSEOC), and several extended chain versions of these molecules, from electron poor hydroxyl and amine functionalities. To do this, we utilized non-substituted and *para*-substituted phenols and anilines, as these molecules provided a UV-visible chromophore for real-time detection during removal of the protecting groups. We also synthesized and determined the kinetics of disassembly for several novel silyl-centered bis(ethoxycarbonyls), as we were interested in studying the reaction of multiple fluoride ions with silicon and their influence on the resulting kinetics.

Our study of these molecules commenced by attempting to determine the rate constants of disassembly for 4-nitrophenyl (2-(trimethylsilyl)ethyl) carbonate (**1a**), a commercially available control,¹³ and synthesized 2-(trimethylsilyl)ethyl (4-nitrophenyl) carbamate (**1b**), using solutions of different fluoride salts in organic solvents and water. It was initially found that tetrahydrofuran (THF), dichloromethane, and acetonitrile provided good solubility of these organic molecules, with water and water/solvent combinations providing limited solubility. Furthermore, fluoride ion sources, such as tetrabutylammonium fluoride trihydrate (TBAF·3H₂O) and a 1 : 1 molar ratio of TBAF/CsF, provided good solubility in the aforementioned solvents and several solvent/water combinations, whereas solubility of cesium fluoride (CsF), sodium fluoride (NaF), potassium fluoride (KF), and stannous fluoride (SnF₂) were limited. It should be noted that a 1 : 1 TBAF/CsF mixture in THF provided nearly identical rate constants of disassembly during

^aAmerican Society for Engineering Education, Chemistry Division, U.S. Naval Research Laboratory, Washington, DC 20375, USA

^bChemistry Division, U.S. Naval Research Laboratory, Washington, DC 20375, USA. E-mail: erick.iezzi@nrl.navy.mil

† Electronic supplementary information (ESI) available: Experimental details, synthetic procedures, characterization data, NMR spectra, UV-visible spectra, rate plots and GC-MS chromatograms. See DOI: 10.1039/c7ra07876e



initial studies as TBAF in THF. However, to maintain fluoride ion solution consistency it was determined that all kinetic experiments would be conducted in THF using commercially available TBAF in THF.

Kinetic experiments for **1a** and **1b** were conducted as 0.1 mM solutions in THF using 1 ml cuvettes and an Agilent 8453 UV-Visible Spectrophotometer. To initiate disassembly, 4 molar equivalents of 1.0 M TBAF in THF were added separately to **1a** and **1b** at room temperature (Scheme 1), then the absorbance of the solutions were recorded up to 120 minutes. The cuvettes were not stirred upon addition of the fluoride salt solution in effort to prevent an increase in the rate of disassembly due to turbidity. Silyl-terminated carbonate **1a**, which has a maximum absorbance (λ_{max}) at 270 nm, decreased within minutes as a new absorbance at λ_{max} of 423 nm appeared, corresponding to 4-nitrophenolate (**2a**).¹⁴ Ethylene and carbon dioxide were detected *via* gas chromatography/mass spectrometry (GC-MS), thereby supporting the proposed mechanism of disassembly as shown in Scheme 1.⁷ The rate constant of disassembly for **1a** was found to be $2196 \pm 1380 \text{ M}^{-1} \text{ min}^{-1}$ for the second order reaction (Table 1). For silyl-terminated carbamate **1b**, addition of 1.0 M TBAF in THF resulted in rapid formation of an absorbance at λ_{max} of 444 nm, which corresponded to 4-nitrophenylamide (**2b**),¹⁵ although this peak quickly decreased as a new absorbance at λ_{max} of 366 nm was formed. The latter corresponded to 4-nitroaniline (**2c**),¹⁶ the conjugate acid of **2b**, and is proposed to have resulted from beta-elimination of a proton on the tetrabutylammonium cation, thereby forming tributylamine and 1-butene as side products *via* a Hofmann elimination.¹⁷ ¹H-NMR and GC-MS analysis of the solution after disassembly supports this hypothesis. The rate constant of disassembly for **1b** was determined to be $38.5 \pm 0.3 \text{ M}^{-1} \text{ min}^{-1}$, and the slower rate compared to **1a** is consistent with substituted anilines possessing a larger *pKa* value than substituted phenols. 2-(methyl-diphenylsilyl)ethyl (4-nitrophenyl) carbonate **1c** and 2-(methyl-diphenylsilyl)ethyl (4-nitrophenyl)carbamate **1d** were subsequently synthesized and their rate constants of disassembly determined. Although similar to the triphenylsilyl and 2-phenyl-2-trimethylsilyl ethoxycarbonyl protecting groups reported in the literature,^{11,12} we chose the methyl-diphenylsilyl group because it was a hybrid of the aforementioned groups, the kinetics of phenyl-containing silyl groups had not been reported, and the lone methyl group

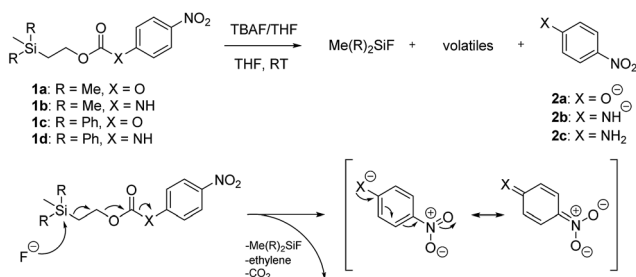
Table 1 Rate constants of disassembly and percentage of silyl-terminated carbonates and carbamates remaining once treated with TBAF under non-stirred conditions

Entry	Structure	$k \text{ (M}^{-1} \text{ min}^{-1}\text{)}$	Approx. % remaining
1a		2196 ± 1380	0
1b		38.5 ± 0.3	68
1c		355 ± 28	41
1d		77.1 ± 0.2	27

provided a basis for larger aliphatic groups, which are discussed in subsequent paragraphs.

The rate constants of **1c** and **1d** were found to be $355 \pm 28 \text{ M}^{-1} \text{ min}^{-1}$ and $77.1 \pm 0.2 \text{ M}^{-1} \text{ min}^{-1}$ (Table 1), respectively, with **1d** first forming 4-nitrophenylamide (**2b**) at 444 nm before protonating to form 4-nitroaniline (**2c**) at 366 nm. These results are consistent with the greater electron withdrawing nature of substituted phenols compared to anilines, in addition to the reported increase in electrophilicity of the silicon atom, and hence faster removal, due to phenyl group attachment.¹² However, the rate constant of **1c** was slower than **1a**, which contradicted this rationale. To address the issue, we synthesized **1a** and compared it to the rate constant of disassembly for the commercially available version, yet we found no change in the results. After viewing the first few seconds of the absorbance spectra we noticed the absorbance of **1a** was decreasing slightly, even before addition of TBAF, which signified molecule instability at room temperature. This resulted in a faster rate constant compared to **1b** when calculated *via* Excel plot. We currently do not have the ability to study the kinetics at reduced temperatures, but the instability supports literature examples for the use of **1a** at 0 °C to protect organic functionality. On the contrary, **1c** was stable at room temperature for weeks, and thus may be useful as an alternative protecting group for orthogonal chemistry.

Once changes in the UV-visible spectra no longer appeared to occur, thus signifying that disassembly had slowed or ceased, the lowest absorbance of the silyl-terminated carbonates and carbamates was used to calculate the concentration of non-disassembled starting material. This, in-turn, could be represented as an approximate percentage of remaining starting material as shown in Table 1. For instance, **1a** completely disassembled within 5 minutes of treatment with 1.0 M TBAF in THF, whereas about 68% of **1b** remained in solution after 120 minutes. The percentage of **1c** remaining after 16 minutes was about 41%, whereas about 73% of **1d** remained after



Scheme 1 Products and proposed mechanism of disassembly for reaction of silyl-terminated carbonates and carbamates with TBAF.



120 minutes. As discussed in the aforementioned paragraph, the complete disassembly of **1a** resulted from an instability at room temperature. However, all other molecules likely ceased to disassemble within the measured time period due to reduced collisions with fluoride ion as a result of not stirring the solutions. For these examples, the percentage of arene chromophores (**2a–2c**) generated during disassembly was equivalent to the percentage of disassembled starting materials.

Based on the success with 4-nitrophenol and 4-nitroaniline as leaving groups we decided to synthesize and investigate the change in rate constants for silyl-terminated ethoxycarbonates and ethoxycarbamates using alternative substituents, such as 4-methoxy, 3-trifluoromethyl, 4-methyl, and 4-hydrogen, on phenol and aniline. However, in all cases, the absorbance of the disassembled phenolate or amide significantly overlapped with those of the starting materials, thus the rate constants could not be accurately determined *via* UV-visible spectroscopy.

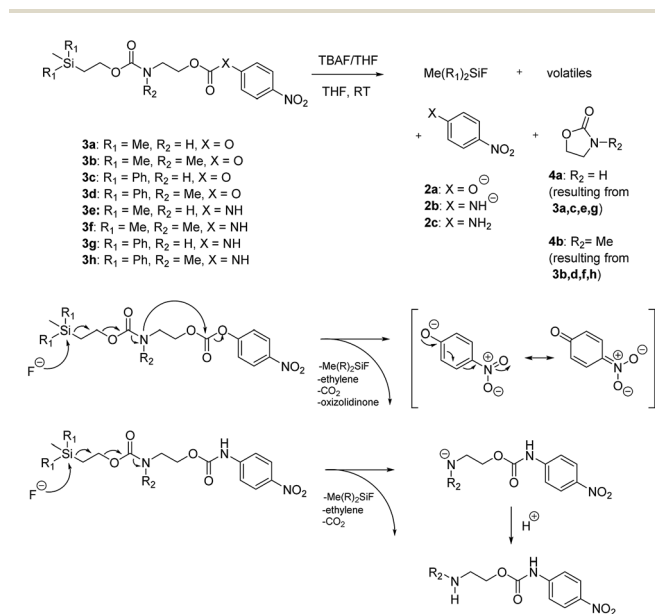
We next aimed to determine the rate constants of disassembly for silyl-terminated molecules with extended chains (**3a–3h**), as we were interested to learn if the molecules would fully disassemble and eliminate cyclic oxazolidinones (Scheme 2), and if so, how their rates differed from the non-extended molecules (**1a–1d**). We also aimed to confirm whether or not these extended molecules would provide an increased rate constant of disassembly when phenyl groups were attached to the silicon atom. To accomplish this, we developed a synthetic route to insert ethanolamine or *N*-methyl ethanolamine between the ethoxycarbonyl and aromatic chromophore (Scheme S1 of ESI†). Upon addition of 4 molar equivalents of 1.0 M TBAF in THF, silyl-terminated molecules **3a** and **3b** resulted in complete disassembly with rate constants of $42\,638 \pm 1720 \text{ M}^{-1} \text{ min}^{-1}$ and $46\,049 \pm 1860 \text{ M}^{-1} \text{ min}^{-1}$, respectively, whereas molecules **3c** and **3d** resulted in complete disassembly

with rate constants of $118\,711 \pm 14\,000 \text{ M}^{-1} \text{ min}^{-1}$ and $123\,825 \pm 4000 \text{ M}^{-1} \text{ min}^{-1}$, respectively (Table 2). All reactions generated ethylene, carbon dioxide and a single new absorbance at λ_{max} of 423 nm, corresponding to 4-nitrophenolate (**2a**), and in all cases the central linker was ejected *via* intramolecular cyclization to form oxazolidin-2-one (**4a**) or 3-methyl-oxazolidin-2-one (**4b**), thus supporting the proposed mechanism shown in Scheme 2 and demonstrating that the rates were significantly enhanced by the entropic increase.^{18,19} Detection of the oxazolidinones were confirmed by GC-MS analysis of the reaction solutions after disassembly. The rate constants for the molecules containing *N*-methyl linkages (**3b** and **3d**) were found to be greater than those with non-*N*-alkylated linkages (**3a** and **3c**), which is consistent with the greater nucleophilicity of the resulting secondary amide ion (*i.e.*, after loss of CO_2) compared to those of primary amine ions. Furthermore, molecules with methyl-diphenylsilyl groups (**3c** and **3d**) proved to have faster rates of disassembly than those with trimethylsilyl groups (**3a** and **3b**), which, as previously mentioned, is consistent with literature reports for enhanced reactivity at the silicon atom upon phenyl group attachment.

As shown in Table 2, approximately 13–15% of extended carbonates **3a–3d** remained in solution after monitoring the reaction with TBAF for 10 minutes. Because the UV-vis and GC-MS data supports the proposed mechanism shown in Scheme 2 the percentage of 4-nitrophenolate (**2a**) produced during disassembly was likely equivalent to the percentage of starting material disassembled.

Following the results of the extended carbonates we decided to synthesize and determine the rate constants of disassembly for several silyl-terminated extended chain carbamates (**3e–3h**, Schemes 2 and S1 of ESI†). However, when each of these carbamates (λ_{max} at 321 nm) were treated with 4 molar equivalents of 1.0 M TBAF in THF we observed the minor formation of a species with a similar absorption to 4-nitrophenylamide (**2b**, λ_{max} of 445 nm), but we did not observe a peak for 4-nitroaniline (**2c**, λ_{max} of 366 nm) or the appearance of any other peaks. Furthermore, the absorbance peak for the starting materials never decreased beyond 70%, even after monitoring the reaction for 24 hours, and treatment with 100 equivalents of TBAF did not influence the decrease in the starting materials. Although extended chain carbamates **3e–3h** did not fully disassemble, we report the rates for loss of the starting materials during the first minutes of exposure to TBAF (Table 2).

To understand why the complete disassembly of **3e–3h** ceased to proceed we performed additional experiments using **3e** as the representative carbamate. For instance, after addition of TBAF to **3e** in THF, GC-MS analysis showed peaks for oxazolidin-2-one (**4a**) and 4-nitroaniline (**2c**) (see ESI†). This suggested that complete disassembly was possible, although the elevated temperature at the inlet likely facilitated disassembly. Furthermore, while the addition of TBAF at room temperature showed a new spot *via* TLC, we were unable to purify and analyse the by-product. Thus, we assume that fluoride ion attack at room temperature resulted in cleavage of the silyl group and elimination of ethylene and carbon dioxide, but that formation of the oxazolidinone ring did not occur due to



Scheme 2 Products and proposed mechanisms of disassembly for reaction of silyl-terminated extended chain carbonates and carbamates with TBAF.



Table 2 Rate constants of disassembly and percentage of silyl-terminated extended chain carbonates and carbamates remaining once treated with TBAF under non-stirred conditions

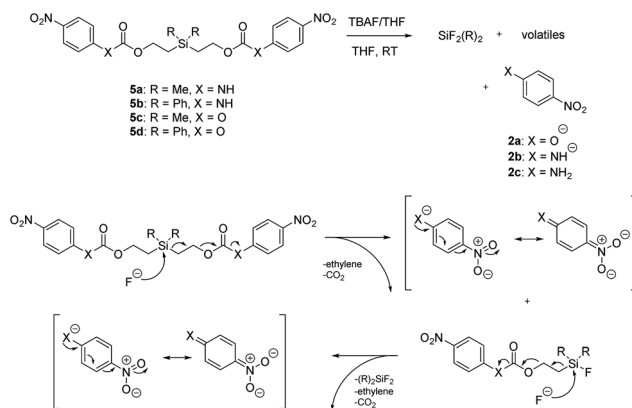
Entry	Structure	k ($M^{-1} \text{ min}^{-1}$)	Approx. % remaining
3a		$42\,638 \pm 1720$	16
3b		$46\,049 \pm 1860$	15
3c		$118\,711 \pm 14\,000$	16
3d		$123\,825 \pm 4000$	13
3e		70.7 ± 38.4^a	53
3f		$122\,608 \pm 15\,654^a$	34
3g		1134 ± 787^a	38
3h		$244\,851 \pm 39\,000^a$	26

^a Rates based on disappearance of starting material within first minutes.

the greater thermal barrier to cyclization at the carbamate linkage (*i.e.*, compared to similar carbonates). As a result, protonation of the amide anion may have occurred, possibly by reaction with tetrabutylammonium ion *via* a Hofmann elimination. Protonation of the amide anion would also explain why the starting material never fully decreased, as the by-product would have a similar absorbance as the starting material.

Akin to the extended chain carbonates, the absorbance of extended chain carbamates **3e–3h** after 10 minutes could be used to calculate an approximate percentage of non-disassembled starting material. However, unlike the carbonates, the carbamates did not completely disassemble, thus the percentage of generated arene chromophores could not be determined.

Our focus then turned to the synthesis of novel silyl-centered molecules, such as bis(ethoxycarbamates) (**5a** and **5b**) and bis(ethoxycarbonates) (**5c** and **5d**) (Scheme S2 of ESI†). Upon treatment of (dimethylsilanediyl)bis(ethane-2,1-diyl) bis((4-nitrophenyl)carbamate) (**5a**, Scheme 3) with 8 molar



Scheme 3 Products and proposed mechanism of disassembly for reaction of silyl-centered bis(ethoxycarbonyls) with TBAF.

equivalents of 1.0 M TBAF in THF we detected 4-nitrophenolate (**2b**), followed by the formation of **2c**, and calculated a rate constant of disassembly of $967 \pm 14 \text{ M}^{-1} \text{ min}^{-1}$ (Table 3). This rate was about a 25-fold increase when compared to that of $38.5 \text{ M}^{-1} \text{ min}^{-1}$ for trimethylsilyl-terminated ethoxycarbamate **1b**. The significant increase in rate implied that once the first fluoride ion bonded with silicon the resulting fluorinated silyl group increased in electrophilicity, thereby increasing the rate of attack by a second fluoride ion as shown for the proposed mechanism in Scheme 3. Silyl-centered molecule (diphenylsilanediyl)bis(ethane-2,1-diyl) bis((4-nitrophenyl)carbamate) (**5b**), when treated with 8 molar equivalents of TBAF in THF, demonstrated a rate constant of $1733 \pm 30 \text{ M}^{-1} \text{ min}^{-1}$, which followed a similar trend for silyl-terminated molecules where the electrophilicity of silicon was increased upon phenyl group attachment. It is important to note that 8 molar equivalents of TBAF were used in order to maintain a ratio of 4 molar equivalents per UV-detectable end group. However, when 4 molar equivalents of TBAF were utilized the rates for **5a** and **5b** were 50% slower, thus confirming the second order reaction. Nevertheless, these rates were still faster when compared to silyl-terminated molecules **1b** and **1d**.

Table 3 Rate constants of disassembly and percentage of silyl-centered bis(ethoxycarbonates) and bis(ethoxycarbamates) remaining once treated with TBAF under non-stirred conditions

Entry	Structure	k ($M^{-1} \text{ min}^{-1}$)	Approx. % remaining
5a		967 ± 14	35
5b		1733 ± 30	34
5c		$38\,358 \pm 2200$	31
5d		$404\,699 \pm 64\,100$	16



In contrast to the bis(ethoxycarbamates), silyl-centered bis(ethoxycarbonates) (**5c** and **5d**) demonstrated a significant increase in their rates of disassembly compared to silyl-terminated carbonates. For instance, the rate constant for **5c** was $38\,358 \pm 2200 \text{ M}^{-1} \text{ min}^{-1}$, about a 39-fold increase compared to **5a**. However, the rate for **5d** was $404\,699 \pm 64\,100 \text{ M}^{-1} \text{ min}^{-1}$, about a 233-fold increase compared to **5b** and about a 10-fold increase compared to **5c** (Table 3). The large increase in rate for **5d** is most likely a cumulative effect due to the increased electrophilicity at the silyl group as a result of phenyl group inclusion and the first reaction with fluoride ion, the increased amount of TBAF present, and the greater electron withdrawing nature of the leaving group.

The rates of disassembly for the silyl-centered molecules were significantly faster than those for all silyl-terminated molecules presented in this paper. However, disassembly significantly slowed around 15–20 minutes for the bis(ethoxycarbamates) and after 10–20 seconds for the bis(ethoxycarbonates). For **5a**, the percentage of approximate starting material remaining was 35% after 20 minutes of reaction with TBAF, whereas approximately 34% remained for **5b** after 14 minutes of reaction (Table 3). Even after 120 minutes of reaction the approximate percentages remaining for **5a** and **5b** were 31% and 26%, respectively. For **5c** and **5d**, the approximate percentages of starting material remaining after about 20 seconds was 31% and 16%, respectively. After 10 minutes of reaction the percentages had decreased to only 26% for **5c** and 15% for **5d**. The percentage of arene chromophores produced during disassembly was likely equivalent to the percentage of starting material disassembled based on the proposed mechanism and lack of other peaks in the UV-visible absorbance spectra.

In conclusion, this study is the first comprehensive report demonstrating that TEOC alternatives, such as silyl-terminated extended chain ethoxycarbonyls, provide significantly faster rates of disassembly, and hence removal from hydroxyl and amine-terminated molecules, when treated with fluoride ion. The reactions were not stirred during disassembly, and thus the rates would likely increase upon stirring. These new alternatives were found to possess increased stability at room temperature, thereby supporting their use as orthogonal protecting groups for complex organic molecules. The increased stability and increased rates of removal will also provide for increased yields and ease of purifications. The addition of phenyl rings on silicon consistently increased the rates of disassembly, likely due to an electronic effect. Likewise, the greater acidity of 4-nitrophenol compared to 4-nitroaniline led to increased rates of disassembly. Silyl-terminated ethoxycarbonates resulted in complete formation of the arene chromophore, whereas disassembly of the carbamates was halted after loss of volatiles and formation of the amide ion. Finally, the silyl-centered bis(ethoxycarbonates) had significantly faster rates compared to all silyl-terminated molecules due to increased electrophilicity at

silicon after addition of the first fluoride ion. These molecules may have applications in self-immolative materials for detecting fluoride ion concentrations in water.

Conflicts of interest

There are no conflicts to declare.

Acknowledgements

This work was supported by the Naval Research Laboratory Base Program. E. C. would like to thank financial support from the American Society for Engineering Education (ASEE).

References

- 1 L. A. Carpino and G. Y. Han, *J. Am. Chem. Soc.*, 1970, **92**, 5748–5749.
- 2 S. E. Denmark, C. S. Regens and T. Kobayashi, *J. Am. Chem. Soc.*, 2007, **129**, 2774–2776.
- 3 B. M. O'Keefe, D. M. Mans, D. E. Kaelin and S. F. Martin, *Tetrahedron*, 2011, **67**, 6524–6538.
- 4 M. E. Roth, O. Green, S. Gnaim and D. Shabat, *Chem. Rev.*, 2016, **116**, 1309–1352.
- 5 M. G. Olah, J. S. Robbins, M. S. Baker and S. T. Phillips, *Macromolecules*, 2013, **46**, 5924–5928.
- 6 A. M. DiLauro, H. Zhang, M. S. Baker, F. Wong, A. Sen and S. T. Phillips, *Macromolecules*, 2013, **46**, 7257–7265.
- 7 L. A. Carpino, J. H. Tsao, H. Ringsdorf, E. Fell and G. Hettrich, *Chem. Commun.*, 1978, 358–359.
- 8 H. Liang, L. Hu and E. J. Corey, *Org. Lett.*, 2011, **13**, 4120–4123.
- 9 S. Bjorkman and J. Chattopadhyaya, *Chem. Scr.*, 1982, **20**, 201–202.
- 10 C. Gioeli, N. Balgobin, S. Josephson and J. B. Chattopadhyaya, *Tetrahedron Lett.*, 1981, **22**, 969–972.
- 11 M. Wagner, S. Heiner and H. Kunz, *Synlett*, 2000, 1753–1756.
- 12 M. Golkowski and T. Ziegler, *Molecules*, 2011, **16**, 4695–4718.
- 13 Sigma Aldrich, #92748.
- 14 M.-B. S. Kirketerp, M. A. Petersen, M. Wanko, L. A. E. Leal, H. Zettergren, F. M. Raymo, A. Rubio, M. B. Nielsen and S. B. Nielsen, *ChemPhysChem*, 2009, **10**, 1207–1209.
- 15 R. A. Ando, A. C. Borin and P. S. Santos, *J. Phys. Chem. A*, 2007, **111**, 7194–7199.
- 16 4-Nitroaniline, <http://www.webbook.nist.gov/chemistry/>, accessed 2/24/2017.
- 17 H. R. Sun and S. G. DiMugno, *J. Am. Chem. Soc.*, 2005, **127**, 2050–2051.
- 18 R. A. McBride and E. R. Gillies, *Macromolecules*, 2013, **46**, 5157–5166.
- 19 A. Alouane, R. Labruere, T. Le Saux, F. Schmidt and L. Jullien, *Angew. Chem., Int. Ed.*, 2015, **54**, 7492–7509.

