

BOX
NUMBER

14

~~1810~~

**FORMATIONS FOR UNITS OF
AMMUNITION, ENGINEER, AND
SANITARY TRAINS OF
INFANTRY DIVISIONS**



1918



41946

WASHINGTON
GOVERNMENT PRINTING OFFICE
1918

WAR DEPARTMENT,

WASHINGTON, *July 18, 1918.*

The following formations for units of ammunition, Engineer, and sanitary trains of Infantry divisions are published for the information and guidance of all concerned.

[322.052, A. G. O.]

BY ORDER OF THE SECRETARY OF WAR:

PEYTON C. MARCH,

General, Chief of Staff.

OFFICIAL:

H. P. McCAIN,

The Adjutant General.

(3)

FORMATIONS FOR UNITS OF AMMUNITION, ENGINEER, AND SANITARY TRAINS OF INFANTRY DIVISIONS.

SECTION I.

TRUCK COMPANY, AMMUNITION TRAIN.

1. The truck company, ammunition train, is organized as shown in Tables of Organization. It is commanded by a captain, assisted by 1 first and 1 second lieutenant.

2. For technical, tactical, and administrative purposes, the truck company is divided into eight sections, as follows:

Sections 1, 2, 3, 4, and 5, commanded by sergeants.

Section 6, commanded by sergeant (expert mechanic).

Section 7, commanded by sergeant (assistant expert mechanic).

Section 8, commanded by supply sergeant.

Motor equipment is assigned to sections, as follows:

Sections 1 to 6, inclusive, 4 ammunition trucks each.

Section 7, 3 ammunition trucks and 1 light repair truck.

Section 8, 2 tank trucks and 1 ration and baggage truck, with trailmobile rolling kitchen attached.

3. The habitual formations of the truck company, ammunition train, are as follows:

(a) *Road formations.*—The normal road formation is in column of trucks, with 5 yards distance between trucks. Sections are

normally preceded on the road in the following order from front to rear by motor car with captain, wagoner, and bugler, motorcycle with side car with first sergeant, and normally followed by motorcycles with side cars carrying the first lieutenant and expert mechanic, respectively. The motor car and motorcycles with side cars, however, may go to such places as the company commander may deem necessary during the march.

(b) *Park formations.*—The company may be parked either in line, column of sections, or exceptionally in column or corral.

(1) *Line.*—Trucks in line normally have 2 yards interval between trucks. A greater or less interval may be ordered by the company commander, according to the park space available.

(2) *Double line.*—Trucks are formed in two lines, trucks facing each other, with a distance of 1 yard between radiators of opposite trucks and 2 yards interval between adjacent trucks. A greater or less interval may be ordered by the company commander. This is the preferable method for permanent camp or in such places where space or tactical situations permit. In this formation the trucks are easily accessible from all sides for work, and, the motors being together on either side of a central line, the mechanics are enabled to more easily superintend the repair work, as the greater amount of work that they are called upon to perform pertains to the motor and forward end of the chassis.

(3) *Column of sections.*—Sections are in line, with interval at 2 yards between trucks, and distance of 14 yards between sections. These distances and intervals may be varied in the discretion of the company commander.

(4) *Column.*—This method of parking is used only when sufficient lateral space is not available for one of the other formations.

(5) *Corral.*—The trucks may be parked so as to form a closed corral for defense. This is an exceptional method and very rarely resorted to.

(c) *Formation for inspection.*—The formation for inspection will be either in line or in column of sections. Posts of individuals are as shown in chart.

4. The formations and maneuvers of the truck company, ammunition train, dismounted, shall be as prescribed for a battery of Field Artillery, light, in Field Artillery Drill Regulations, horse and light.

SECTION II.

CAISSON COMPANY, HORSED BATTALION, AMMUNITION TRAIN.

5. The caisson company, ammunition train, is organized as shown in Tables of Organization. It is commanded by the captain, assisted by one first and one second lieutenant.

6. For technical, tactical, and administrative purposes the caisson company is divided into sections with personnel and rolling equipment as follows:

First to ninth sections, inclusive: One sergeant, 2 corporals, 6 drivers, and 7 dismounted privates, first class, and privates, each. These sections each consist of 2 caissons.

Tenth section: One supply sergeant (in command), 2 corporals, 1 chief mechanic, 2 mechanics, 15 drivers, 1 saddler, and 10 privates, first class, and privates, dismounted. This section consists of 1 battery wagon, 1 store wagon, 1 spare gun, and 2 spare teams of 3 pairs each.

Eleventh section: One mess sergeant, 3 wagoners, and 3 cooks. This section consists of 2 ration and baggage wagons and 1 rolling kitchen.

7. The habitual formations and maneuvers for the caisson company are as prescribed for a battery of Field Artillery, light, in Drill Regulations for Field Artillery, horse and light, with such modifications as may be necessitated by differences in personnel and equipment.

SECTION III.

WAGON COMPANY, HORSED BATTALION, AMMUNITION TRAIN.

8. The wagon company is organized as shown in Tables of Organization.

9. For technical, tactical, and administrative purposes the wagon company is divided into 12 sections, with equipment and personnel as follows:

First to eleventh sections, inclusive: Three combat wagons each.

Twelfth section: Two ration and baggage wagons and 1 rolling kitchen.

First section personnel: One sergeant, 2 corporals, 3 wagoners, 2 privates, first class, 4 privates, and 2 buglers.

Second to eleventh sections, inclusive, personnel: One sergeant, 2 corporals, 3 wagoners, 2 privates, first class, and 4 privates.


Twelfth section personnel: One supply sergeant (commanding), 1 stable sergeant, 3 cooks, 3 horseshoers, 2 mechanics, 1 saddler, and 3 wagoners.

10. The section is formed in column of wagons with distance of 2 yards between vehicles, measured from the heads of the lead pair of the teams in rear to the tail gate of the vehicle in front. The sergeant commanding the section is posted 1 yard to the left of the near animal of the lead pair of the first vehicle on line with the lead pair. The corporals are similarly posted opposite the lead pair of the two wagons in rear. In line the interval between vehicles is 15 yards.


11. The normal formations for the wagon company are as follows:

(a) *Road formations.*—The normal road formation is in column of vehicles, sections following from front to rear in the formation indicated in paragraph 10.

(b) *Park formations.*—The company may be parked in line of vehicles, line of sections, column of sections, or exceptionally in column of vehicles, or corral.

Company in
Column of Squads

Company in Line



Captain.....●
 1st Lieutenant.....■
 2nd Lieutenant.....■
 1st Sergeant.....■
 Supply Sergeant.....☒
 Chief of Section.....■
 Mess Sergeant.....☑
 Corporal.....☑
 Bugler.....■
 Clerk-Corporal.....■
 Co. Commander Chauff.....☐
 Wagoner (Chauf.).....☐
 1 Class Private.....■
 Priv. (Ammun. Server).....☐
 Cook.....☐

First 11 Squads

6/Sr. Wagoner Chauffeur	4/1 st Class Private Assy Chauffeur	2/Jr. Wagoner Chauffeur	Corporal in charge 2 Trucks
-------------------------------	---	-------------------------------	--------------------------------------

Last 5 Squads

6/Sr. Wagoner Chauffeur	4/1 st Class Private Assy Chauffeur	2/Jr. Wagoner Chauffeur	Corporal in charge 2 Trucks
-------------------------------	---	-------------------------------	--------------------------------------

7/Pvt Ammun. Server	5/Pvt Ammun. Server	3/Pvt Ammun. Server	1 st Class Private Assy Chauffeur
---------------------------	---------------------------	---------------------------	---

7/1 st Class Private Assy Chauffeur	5/Pvt Ammun. Server	3/Pvt Ammun. Server	1 st Class Private Assy Chauffeur
---	---------------------------	---------------------------	---

(1) *Line of vehicles*.—Vehicles in line at 15 yards interval.

(2) *Line of sections*.—Sections in column of wagons, as per paragraph 10, 15 yards interval between sections.

(3) *Column of sections*.—Vehicles of section in line at 15 yards interval. Sections in column at 15 yards distance, or closed to 2 yards in the discretion of the company commander.

(4) *Column of vehicles or corral*.—Column park is exceptional and used only when space is not available. The corral for defense is exceptional and is rarely used.

12. Maneuvers and formations, dismounted, will be as prescribed for a battery of Field Artillery in Field Artillery Drill Regulations, horse and light, with such modifications as may be necessary due to difference in personnel.

SECTION IV.

THE ENGINEER TRAIN.

13. The Engineer train is organized as shown in Tables of Organization. It is commanded by a first lieutenant, assisted by a second lieutenant.

14. For technical, tactical, and administrative purposes, the Engineer train is divided into 2 sections.

The personnel of the first section is as follows:

- 1 supply sergeant.
- 1 stable sergeant.
- 1 corporal, dismounted.
- 1 corporal, mounted.
- 2 horseshoers.
- 1 saddler.
- 25 wagoners.
- 2 cooks.
- 4 privates, first class.
- 14 privates.
- 1 mess sergeant.

The personnel of the second section is as follows:

12 wagoners (chauffeurs).

2 privates, first class, driving motorcycles with side cars.

4 privates, first class, on trucks.

6 privates, on trucks.

1 corporal, in side car.

The first section is commanded by the second lieutenant; the second section by the first sergeant, who rides in a side car

Equipment is assigned to sections as follows:

First section.—

6 ammunition wagons.

12 engineer tool wagons }
1 maintenance wagon } total 13 escort wagons.

4 technical supply wagons.

1 ration and baggage wagon

1 water cart.

Second section.—

12 motor trucks.

2 motor cycles with side cars.

15. The habitual formations of the Engineer train are as follows:

(a) *Road formation.*—The normal road formation is in column formed from front to rear as follows:

First section.—

Second lieutenant at head, followed at 15 yards distance by motor car, followed at 2 yards distance by 2 buglers abreast, followed by corporal, mounted, followed by wagons of first section at 2 yards distance in following order:

6 ammunition wagons.

13 tool and maintenance wagons.

Supply sergeant follows last of these wagons at 2 yards distance, followed by other wagons of first section at 2 yards distance between wagons, followed by the stable sergeant, mounted, at 2 yards distance.

Second section—

Following first section at 15 yards distance in following order: First sergeant in side car, followed at 15 yards by trucks with 15 yards distance between trucks, followed by corporal in side car at 15 yards.

(b) *Park formations.*—The train may be parked in either of the following formations:

(1) *Line.*—Wagons on the right, trucks on the left, with 2 yards intervals between vehicles.

(2) *Double line.*—Wagons are on the right of the line in two lines, with 2 yards interval between vehicles and 2 yards distance between lines, measured from heads of lead pairs in rear to back of tail gates in front. Trucks are on left of park with 2 yards interval between trucks, formed in two lines facing each other, with 1 yard distance between radiators.

(3) *Column of sections.*—First section in front, second section in rear, each formed as in paragraph 15 above.

(4) *Column of vehicles or corral.*—Both formations are exceptional. The former is used when it is necessary to bivouac on the road; the latter for the defense of the train.

16. The formations and maneuvers of the Engineer train, dismounted, shall be as prescribed for a company of Infantry in Infantry Drill Regulations, with modifications as shown in chart attached, due to difference in personnel.

SECTION V.

THE MOTORIZED AMBULANCE COMPANY.

17. The ambulance company, motorized, or organized as shown in Tables of Organization. It is commanded by the senior of the five captains or first lieutenants on duty with it, assisted by the other four officers.

18. For technical, tactical, and administrative purposes, the motorized ambulance company is divided into the following sub-

ENGINEER TRAIN

- 2nd Lieut. (Mounted)
- Wagoner & Corporal-Clerk
- 1st Lieut. (Motor Car)
- Bugler (Mounted)
- Corporal (Mounted)



6 Ammunition Wagons

12 Eng. Tool Wagons
1 Maintenance Wagon

Supply Sergeant (Mounted)

4 Technical Supply Wagons

1 Ration & Baggage Wagon

1 Water Cart

- Stable Sergeant (Mounted)

1st Sgt. & Private 1st Cl. (Side Car)

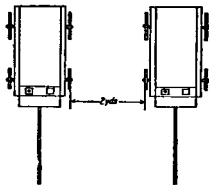
2nd Section



1 Corporal & Private 1st Cl. (Side Car)

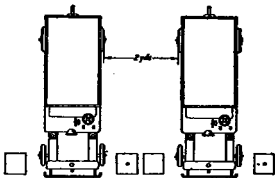


- 1st Lieut.
- 2nd Lieut.
- 1st Sgt.
- Mess Seryt
- Cooks
- Gunner (Corporal)
- Corporals
- File Clerks
- Wagoner
- Horse Shoer
- Saddler
- Private 1st Class
- Bugler
- Privates



2 Men with each wagon to be located on each

- Distribution of Men*
- 1 1st Sergeant - (Side Car)
 - 1 Mess " - (Wagon)
 - 1 Stable " - (Mounted)
 - 1 Corporal " - (Mounted)
 - 1 " " - (Side Car)
 - 1 " " - (Wagon)
 - 1 " (Stable) - (Mounted)
 - 1 Bugler - (Mounted)
 - 2 Horse Shoers - (Mounted)
 - 1 Saddler - (Mounted)
 - 22 Wagoners - (Mounted)
 - 2 Cooks - (Mounted)
 - 1 Privates 1st Cl. - (Mounted)
 - 1 " " - (Mounted)
 - 12 Wagoners - (Mounted)
 - 1 " " - (Side Car)
 - 1 Privates 1st Cl. - (Side Car)
 - 1 " " - (1st Cl. Officer)
 - 1 " " - (1st Cl. Officer)



2 Men with each truck with exception of rear truck

divisions, with transportation assigned and personnel as shown, viz:

Headquarters—

- 1 officer (commanding officer).
- 1 sergeant, first class (first sergeant).
- 1 sergeant (supply sergeant).
- 1 private, first class (clerk).
- 1 private, first class (orderly, bugler).
- 1 car, motor, and wagon } assigned from transportation
- 1 motorcycle and driver } detachment.

Bearer detachments—

- 2 officers.
- 2 sergeants.
- 6 corporals.
- 1 private, first class, or private (orderly).
- 52 privates, first class, or privates (13 litter squads of 4 men).

The bearer detachment is divided into two platoons.

Dressing station detachments—

- 1 officer.
- 3 sergeants.
- 13 privates, first class, or privates.

Transportation detachment—

- 1 officer.
- 1 sergeant, first class (truckmaster).
- 1 sergeant.
- 1 mechanic.
- 1 wagoner (motor car).
- 3 privates, first class (motorcycle drivers).
- 3 motorcycles with side cars {
 - 1 for headquarters orderly.
 - 1 for officer in charge transportation detachment.
 - 1 for sergeant, transportation detachment.
- 1 motor car (for commanding officer and three officers).

Three ambulance platoons, each having—

- 1 sergeant (chief of platoon).
- 4 wagoners (chauffeurs).
- 4 privates (ambulance orderlies).
- 4 ambulances.

Truck platoon—

- 1 sergeant (chief of platoon and mess sergeant).
- 3 wagoners (chauffeurs).
- 3 cooks.
- 3 trucks.
- 1 water cart, trailmobile
- 1 rolling kitchen, trailmobile } coupled to last two trucks.

19. The habitual formations of the motorized ambulance company are as follows:

(a) *Road formation.*—In road formation the motor car with four officers leads the column, followed in order from front to rear by motorcycle of headquarters orderly, followed by motorcycle of officer in charge of transportation detachment, ambulances in column, trucks of truck platoon, and motorcycle of sergeant, transportation detachment. Dismounted personnel is distributed on vehicles. The trailmobile water cart is attached to the second truck, the kitchen trailmobile to the third truck of the truck platoon. The normal distance between vehicles is 12 yards, closing to 5 yards at a halt.

(b) *Park formation.*—The company may be parked in line, double line, column of platoons, in road column or corral.

(1) *Formation in line.*—Bearer detachment on right, dressing station detachment on left of bearer detachment, transportation detachment on left of dressing station detachments, with 2 yards between vehicles, vehicles on left of detachment.

(2) *Formation in double line.*—Motor vehicles are formed in two lines facing each other, 1 yard distance between radiators, and 2 yards interval between vehicles.

(3) *Column of platoons.*—Vehicles are parked at 2 yards interval between vehicles and 12 yards distance between lines.

(4) *Road column.*—Same as road formation, except that vehicles are closed to 1 yard distance. This formation is used only when compelled to bivouac on the road.

(5) *Corral.*—Vehicles formed in closed corral for defense. Exceptional and seldom used.

(c) *Formation for inspection.*—Either in line or road column, and as prescribed in paragraph 401, Drill Regulations for Sanitary Troops, 1917.

On the march the personnel of the litter bearer platoon may be carried upon the vehicles.

20. The formations and maneuvers of the motorized ambulance company, dismounted, shall be as prescribed in Drill Regulations and Service Manual for Sanitary Troops, United States Army, 1917.

SECTION VI.

ANIMAL-DRAWN AMBULANCE COMPANY, SANITARY TRAIN.

21. The animal-drawn ambulance company is organized as shown in Tables of Organization. It is commanded by the senior captain or first lieutenant on duty with it, assisted by four captains or first lieutenants.

22. For technical, tactical, and administrative purposes, the animal-drawn ambulance company is divided into the following parts and assigned transportation as shown:

Headquarters.—

- 1 officer (commanding officer).
- 1 sergeant, first class (first sergeant).
- 1 sergeant (supply sergeant).
- 1 private, first class (clerk).
- 1 private, first class (orderly, bugler).

Bearer detachment.—

2 officers.

2 sergeants.

6 corporals.

1 private (orderly).

80 privates, first class, or privates (20 litter squads of 4 men).

The bearer detachment is divided into 2 platoons.

Dressing station detachment.—

1 officer.

3 sergeants.

13 privates, first class, or privates.

4 pack mules.

Transportation detachment.—

1 officer.

1 sergeant, first class (wagon master).

1 mechanic.

1 farrier.

2 horseshoers.

1 saddler.

Three ambulance platoons, each having—

1 sergeant.

4 wagoners.

4 privates, first class, or privates.

4 ambulances.

One wagon platoon—

1 sergeant (stable sergeant).

1 sergeant (mess sergeant).

3 cooks.

6 wagoners.

4 wagon.

1 rolling kitchen.

1 water cart.

23. The habitual formations of the animal-drawn ambulance company, sanitary train, are as follows:

(a) *Road formation.*—The normal road formation is in section column as prescribed in Drill Regulations and Service Manual for Sanitary Troops, 1917.

(b) *Park formations.*—The park formations are line, column of sections, column of platoons, and corral.

(1) *Line.*—In line, ambulances and other vehicles are in line with 2 yards interval between adjacent vehicles. A greater distance may be ordered if park space permits.

(2) *Column of sections.*—This formation is used only where space is limited, as in bivouacking on road. It is, as prescribed in Drill Regulations and Service Manual for Sanitary Troops, 1917.

(3) *Column of platoons.*—The park formation in column of platoons is as prescribed in Drill Regulations and Service Manual for Sanitary Troops, 1917.

(4) *Corral.*—The park formation in closed corral is for the defense of the company and is exceptional.

(c) *Formation for inspection.*—Formation for inspection is as prescribed in Drill Regulations and Service Manual for Sanitary Troops, 1917 (par. 400).

24. The formations and maneuvers of the animal-drawn ambulance company, sanitary train, are as prescribed in Drill Regulations and Service Manual for Sanitary Troops, 1917.

SECTION VII.

MOTORIZED FIELD HOSPITAL COMPANY.

25. The motorized field hospital company is organized as shown in *Tables of Organization*, and is commanded by a major assisted by 5 captains or first lieutenants.

26. For technical, tactical, and administrative purposes, the motorized field hospital company is divided into three sections, having motor material as follows:

First section, 4 motor trucks, cargo.

Second section, 4 motor trucks, cargo.

Third section, 3 motor trucks, cargo, 1 repair truck, 1 trailmobile water cart, and 1 trailmobile kitchen.

27. The habitual formations of the motorized field hospital company are as follows:

(a) *Road formation.*—In road formation, the trucks are in column normally with 15 yards distance between vehicles. At halts vehicles close to 5 yards without command.

(b) *Park formations.*—Park formations are line, double line, column of sections, column, and corral.

(1) *Line.*—Interval between trucks is 2 yards.

(2) *Double line.*—The trucks are formed in two lines, facing each other. Distance between radiators is 1 yard, and interval between trucks is 2 yards.

(3) *Column of sections.*—Sections are in line with 2 yards interval between sections, and distance of 15 yards between sections. This distance may be increased or decreased when necessary.

(4) *Column.*—This formation is used only when bivouacking along a road. Distance between trucks is 1 yard.

(5) *Corral.*—Trucks are parked in closed corral for defense. This is exceptional.

(c) *Formation for inspection.*—The formation for inspection is in line or column of sections, and as prescribed in paragraph 401, Drill Regulations and Service Manual for Sanitary Troops, 1917, for motor ambulance company, except that the truck master takes post on the right of the company in line, or the right of the leading section in column, facing the front on line with the wagoners. The company commander is 1 yard in front of his motor car.

28. The formations and maneuvers of the company, dismounted, are as prescribed in Drill Regulations and Service Manual for Sanitary Troops, U. S. Army, 1917.

SECTION VIII.

ANIMAL-DRAWN FIELD HOSPITAL COMPANY, SANITARY TRAIN.

29. The animal-drawn field hospital company is organized as shown in Tables of Organization. It is commanded by a major, assisted by 5 captains or first lieutenants.

30. The habitual formations of the company are road formation, park formation, and formation for inspection.

(a) *Road formation.*—In column. The distance between vehicles is 2 yards. The dismounted personnel precedes the vehicles in column of fours.

(b) *Park formations.*—Park formations are line, column, and corral.

(1) *Line.*—Vehicles are in line with 2-yard intervals, water cart on the left, rolling kitchen on right of water cart.

(2) *Column.*—Park formation in column is only used when bivouacking on a road.

(3) *Corral.*—Corral is used for defense of the company and is exceptional.

(c) *Formation for inspection.*—The formation for inspection is as prescribed in Drill Regulations and Service Manual for Sanitary Troops, 1917.

31. The formations and maneuvers, dismounted, of the animal-drawn field hospital company are as prescribed in Drill Regulations and Service Manual for Sanitary Troops, 1917—vehicles on the left in line, dismounted men on the right in line.