

AD/A-001 765

NON-EQUILIBRIUM CONDUCTIVITY OF AIR  
INDUCED BY IONIZING RADIATION

Robert R. Johnston

Science Applications, Incorporated

Prepared for:

Office of Naval Research

30 November 1974

DISTRIBUTED BY:

**NTIS**

National Technical Information Service  
U. S. DEPARTMENT OF COMMERCE

REPORT DOCUMENTATION PAGE		READ INSTRUCTIONS BEFORE COMPLETING FORM	
1. REPORT NUMBER SAI-072-626-PA	2. GOVT ACCESSION NO.	3. RECIPIENT'S CATALOG NUMBER <b>ADIA-001 765</b>	
4. TITLE (and Subtitle) Non-Equilibrium Conductivity of Air Induced by Ionizing Radiation		5. TYPE OF REPORT & PERIOD COVERED Final Report	
		6. PERFORMING ORG. REPORT NUMBER SAI-072-626-PA	
7. AUTHOR(s) Robert R. Johnston		8. CONTRACT OR GRANT NUMBER(s) N00014-74-C-0360	
9. PERFORMING ORGANIZATION NAME AND ADDRESS Science Applications, Inc. P.O. Box 10268, Palo Alto, Calif. 94303		10. PROGRAM ELEMENT, PROJECT, TASK AREA & WORK UNIT NUMBERS NR 020-027	
11. CONTROLLING OFFICE NAME AND ADDRESS Office of Naval Research Arlington, Va. 2217		12. REPORT DATE 30 Nov. 1974	
		13. NUMBER OF PAGES 36	
14. MONITORING AGENCY NAME & ADDRESS (if different from Controlling Office) Distribution of this document is unlimited		15. SECURITY CLASS. (of this report) Unclassified	
		15a. DECLASSIFICATION/DOWNGRADING SCHEDULE	
16. DISTRIBUTION STATEMENT (of this Report)			
17. DISTRIBUTION STATEMENT (of the abstract entered in Block 20, if different from Report)			
18. SUPPLEMENTARY NOTES			
19. KEY WORDS (Continue on reverse side if necessary and identify by block number) Conductivity Non-Equilibrium Air			
20. ABSTRACT (Continue on reverse side if necessary and identify by block number) Results for non-equilibrium conductivity of air subjected to an intense dose of ionizing radiation in the presence of a strong electric field. A two-temperature model is employed to follow reacting specie concentration in time.			

Final Report: Contract N00014-74-C-0360

NON-EQUILIBRIUM CONDUCTIVITY OF AIR  
INDUCED BY IONIZING RADIATION

Prepared by  
Robert R. Johnston

30 November 1974



Research supported by the Office of Naval Research  
under Contract N00014-74-C-0360, Authority NR 020-027.  
Reproduction in whole or in part is permitted for any  
purpose of the United States Government.



SCIENCE APPLICATIONS LA JOLLA, CALIFORNIA  
ALBUQUERQUE • ANN ARBOR • ARLINGTON • BOSTON • CHICAGO • HUNTSVILLE • LOS ANGELES  
PALO ALTO • ROCKVILLE • SUNNYVALE • TUCSON

P.O. Box 10268, 2680 Hanover Street, Palo Alto, California 94303

*ia*

DISTRIBUTION STATEMENT A

Approved for public release;  
Distribution Unlimited

## TABLE OF CONTENTS

	ABSTRACT-----	ii
1.0	INTRODUCTION-----	1
2.0	THE CHEMISTRY CODE ALCHEM-----	2
2.1.1	Included Species-----	2
2.1.2	Source and Initial Conditions-----	5
2.1.3	The Reaction Set-----	6
3.0	RESULTS-----	21
4.0	CONCLUSIONS-----	30
	REFERENCES-----	31

## TABLE OF FIGURES

Figure 1:	Electron temperature $T_e$ , gas temperature $T_A$ vs. time.-----	22
Figure 2:	Conductivity $\sigma(\text{sec}^{-1})$ and relative electron concen- tration from an instantaneous pulse of ionizing radiation.-----	23
Figure 3:	Conductivity $\sigma(\text{sec}^{-1})$ vs. time.-----	26
Figure 4:	Electron temperature $T_e$ , gas temperature $T_A$ vs. time.-----	28
Figure 5:	Conductivity $\sigma(\text{sec}^{-1})$ vs. time.-----	29

## ABSTRACT

This report summarizes computer results for the time-dependent non-equilibrium conductivity of air subjected to an intense dose of ionizing radiation in the presence of a strong electric field. A two-temperature model is employed throughout, and an appropriate set of reaction equations for the time-dependent specie concentrations are solved.

Results are presented for the conductivity, the electron concentration, and the electron and gas temperatures for several cases of interest.

## 1.0 INTRODUCTION

When air is subjected to a short, very intense pulse of ionizing radiation the various degrees of freedom of the air respond at significantly different rates. The ionizing radiation is absorbed in electronic degrees of excitation -- exciting, dissociating, and ionizing the ambient air molecules. The kinetic temperature of the heavy particles remains ambient and the free electrons quickly thermalize to a temperature of the order of electron volts ( $\sim 10^4$ °K). Only after times of the order of nanoseconds ( $10^{-9}$  seconds) do the electron and heavy particle temperatures equilibrate, and the air then relaxes to near equilibrium conditions with a time "constant" of the order of microseconds -- depending on the final air temperature obtained. The late time residual effect of the ionizing source resides mainly in the abnormally large concentrations of ozone  $O_3$ , NO, and  $NO_2$  -- depending again on the final temperature and, hence, total dose. In the presence of a strong electric field, the electron temperature and concentration remain far from equilibrium for as long as the field is applied -- significantly changing the air conductivity and increasing the absorption of the electric field energy.

These non-equilibrium effects have long been of interest to EMP studies (Ref. 1), and have recently been applied to free-free radiation emission studies (Ref. 2). Earlier studies were restricted to doses and field strengths such that the final air temperature and chemistry was essentially ambient. We are interested here in cases for which this is not true, and the

time evolution of the chemical composition and energy components of the non-equilibrium air must be followed in detail.

The general chemistry code ALCHEM has been suitably modified and applied to this purpose. It is described in Section 2.0 below, and our results are presented in Section 3.0.

## 2.0 THE CHEMISTRY CODE ALCHEM

The code ALCHEM is a generalization of the code developed by Scheibe of Mission Research (Ref. 3) and Gunton of Lockheed (Ref. 4) for high altitude deionization studies. The code has been extensively modified into a multi-temperature model with attention to the detailed energetics. The specific elements of our calculations are discussed in turn.

### 2.1.1 Included Species.

The species included in our calculations are listed in Table I. Water molecules have not been included although their important effect on the detailed final stages of electron thermalization is well known (Ref. 1). Similarly, the hydrated molecular ions responsible for the late time D-Region deionization are omitted; their inclusion was found to not change our results during the time intervals of interest.

The various entries in Table I are:

- (a) The "zero point" or dissociation energy of each species (eV/particle)

(b) Six specie identifiers:

(i) Specie type:

0 - electrons

1 - neutral specie

2 - positive ion

3 - negative ion

4 - total neutral concentration

5 - total positive concentration

6 - total negative concentration

(ii) Number of Nitrogen atoms per molecule

(iii) Number of Oxygen atoms per molecule

(iv) Number of Carbon atoms per molecule

(v) Number of Hydrogen atoms per molecule

(vi) (not used)

(c)  $f$ , Number of classical degrees of freedom for the specie

(d) If not equal to zero, the specific heat tabulations of Gilmore are used (from Ref. 5)  
If equal to zero, the specific heat per molecule is taken to be

$$C_v = f/2 - 1 + \frac{\omega_0}{kT} \left( e^{\omega_0/kT} - 1 \right)^{-1}$$

(e)  $\omega_0$ , the vibrational spacing (eV)

TABLE I.

SPECIES SPECIFICATION CARDS

	(a)	(b)	(c)	(d)	(e)		
1	E	0.00	0-0-0-0-0-0	3	-0	-0.0000	
2	N2	0.00	1 2-0-0-0-0	7	1	.2890	
3	O2	0.00	1-0 2-0-0-0	7	0	.1930	
4	O2( 10)	.98	1-0 2-0-0-0	7	-0	.1839	
5	N	4.88	1 1-0-0-0-0	3	0	-0.0000	
6	N( 20)	7.26	1 1-0-0-0-0	3	-0	-0.0000	
7	O	2.56	1-0 1-0-0-0	3	9	-0.0000	
8	NO	.93	1 1 1-0-0-0	7	3	.2326	
9	O3	1.51	1-0 3-0-0-0	12	-0	.1000	
10	NO2	.37	1 1 2-0-0-0	12	-0	.1530	
11	N2O	.88	1 2 1-0-0-0	12	-0	.1690	
12	CO2	-4.08	1-0 2 1-0-0	12	-0	.1820	
13	TE	-0.00	1-0-0-0-0-0	-0	-0	-0.0000	
14	N+	19.41	2 1-0-0-0-0	3	8	-0.0000	
15	O+	16.18	2-0 1-0-0-0	3	10	-0.0000	
16	N2+	15.58	2 2-0-0-0-0	7	2	.2696	
17	O2+	12.06	2-0 2-0-0-0	7	6	.2322	
18	NO+	10.20	2 1 1-0-0-0	7	4	.2907	
19	N3+	19.00	2 3-0-0-0-0	12	-0	-0.0000	
20	N4+	15.00	2 4-0-0-0-0	18	-0	-0.0000	
21	O4+	11.65	2-0 4-0-0-0	18	-0	-0.0000	
22	CO3-	-5.50	3-0 3 1-0-0	18	-0	-0.0000	
23	CO4-	-4.80	3-0 4 1-0-0	24	-0	-0.0000	
24	O-	-1.08	3-0 1-0-0-0	3	-0	-0.0000	
25	O2-	-.43	3-0 2-0-0-0	7	-0	.1320	
26	O3-	-.60	3-0 3-0-0-0	12	-0	.1320	
27	M	-0.00	4-0-0-0-0-0	-0	-0	-0.0000	
28	M+	-0.00	5-0-0-0-0-0	-0	-0	-0.0000	
29	M-	-0.00	6-0-0-0-0-0	-0	-0	-0.0000	
SPECIE INDICES-	NEUTRAL( 2-13)	POSITIVE(14-21)	NEGATIVE(22-26)	TOTALS-	27	28	29

### 2.1.2 Source and Initial Conditions.

Three ionization sources are employed in the code at present:

1. Instantaneous energy deposition at time  $t = 0$   
 $q(t) = Q_0 \delta(t) \text{ eV/cm}^3 \text{ sec.}$
2. The continuous source

$$q(t) = \frac{Q_0}{\tau_1} \left( 1 + \frac{\tau_2}{\tau_1} \right) e^{-t/\tau_1} \left( 1 - e^{-t/\tau_2} \right) \frac{\text{eV}}{\text{cm}^3 \text{ sec}}$$

where

$$\tau_2 \ll \tau_1, \text{ and } \int_0^{\infty} q(t) dt = Q_0 \left( \frac{\text{eV}}{\text{cm}^3} \right)$$

3. The source

$$\begin{aligned} q(t) &= q_0(t/\tau_1), \quad (t \leq \tau_1) \\ &= q_0, \quad (\tau_1 \leq t \leq \tau_2) \\ &= 0, \quad (t > \tau_2). \end{aligned}$$

Most of the results we report here are for the third source above, with  $\tau_1 = 2 \times 10^{-9} \text{ sec}$ ,  $\tau_2 = 10^{-8} \text{ sec}$ , and we assume a constant electric field  $\xi(\text{v/cm})$  only during the time  $t \leq \tau_1$ .

For initial conditions, we follow Gilmore (Ref. 6) -- reproduced here as particles per ion pair --

	<u>Particles per ion pair</u>	<u>Energy Spent per ion pair (eV)</u>
$N_2^+$	0.62	9.66 eV
$O_2^+$	0.16	1.93
$N^+$	0.18	3.49
$O^+$	0.04	0.65

	<u>Particles per ion pair</u>	<u>Energy Spent per ion pair (eV)</u>
O <sub>2</sub> ( <sup>1</sup> Δ)	0.4	0.49
N	0.45	2.20
N( <sup>2</sup> D)	0.61	4.43
O	1.3	<u>3.33</u>
		26.18eV

Observing that 33.73eV are deposited per ion pair produced, that 26.18eV are accounted for by dissociation and ionization, and assuming the kinetic energies of the heavy particles unchanged, we obtain 7.55eV kinetic energy per electron produced, corresponding to an electron temperature of 58,400°K.

### 2.1.3 The Reaction Set.

The reaction set we employ is adapted from Scheibe's D-Region set (Ref. 3), extended to include some fast electron reactions from NRL (Ref. 7) and from EGG (Ref. 2). Except for the fast electron reactions, our rates were generally taken from the DNA Reaction Rate Handbook (Ref. 8).

The various reactions we have considered are listed in Table II, including their rates, R, at ambient temperature, the rate coefficients A,B,C, the reaction type N, and the energy emitted per reaction, ΔE(eV). The various reaction rate prescriptions employed are identified by the reaction type index N, defined as follows:

N = 0: Electron production reaction due to the

ionizing radiation source  $q(t)$ . The reaction rate is

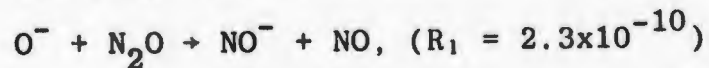
$$R = A \left( \frac{q(t)}{33.73} \right) \text{ reaction/sec per target particle.}$$

N = 1: Photo dissociation.  $R = A$

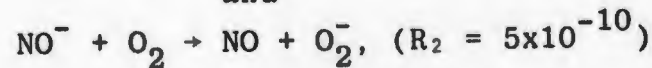
N = 2:  $O_2$  photo dissociation.  $R = 6.33 \times 10^{-3} A e^{-h/17.76}$   
where  $h$  = altitude (km).

N = 3:  $O_3$  photo dissociation. (Altitude dependent).

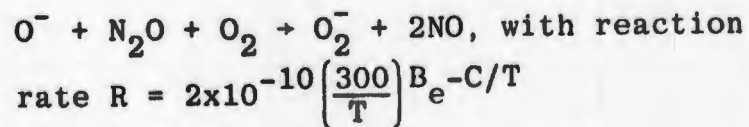
N = 4: The composite reaction



and



resulting in



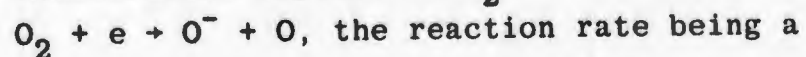
N = 5: The NRL reaction "KTV" (Ref. 7)



$$R = 10^{-12} (1 - x) \left\{ 1.2(1+x) + 50x^2 + 120x^3 + \left( 260x^4 + 400x^5 + 500x^6(1+x+x^2) \right) \right\}$$

where  $x = \exp(-3481/T_v)$ , where  $T_v$  is the  $N_2$  vibrational temperature ( $^{\circ}K$ ), here taken to be the electron temperature  $T_e$ .

N = 6: Dissociative capture on  $O_2$ :



fit to the thermal average of the cross

section quoted by Kroll and Watson (Ref. 9),

$$R = \frac{1.66 \times 10^{-10}}{\theta^n} e^{-3.7/\theta} (1 - e^{-.264\theta^2})$$

$\theta = kT_e$  is the electron "temperature" in eV,  
and  $n = 1$  for  $\theta \geq 1.0\text{eV}$

$n = 0$  for  $\theta < 1.0\text{eV}$

N = 7:  $R = A$

N = 8:  $R = A(300/T)^B$   
N = 9:  $R = A(300/T)^B e^{-C/T}$  } T being the gas temperature (°K)

N = 10: Radiative Decay.

$R = A$ , the Einstein A-value, and the photon energy  $\omega = C$

N = 11-14: Not used.

N = 15: Dissociative recombination - vibrations at gas temperature  $T_A$

$$R = A \left( \frac{300}{T_e} \right)^B e^{-C/T_e} (1 - e^{-D/T_A})$$

N = 16: Dissociative recombination - vibrations at the electron temperature  $T_e$  (°K)

$$R = A \left( \frac{300}{T_e} \right)^B e^{-C/T_e} (1 - e^{-D/T_e})$$

N = 17:  $R = A$

N = 18:  $R = A(300/T_e)^B$

N = 19:  $R = A(300/T_e)^B e^{-C/T_e}$

N = 800 + n: The  $n^{\text{th}}$  electronic/ionization rate tabulated by Ali (Ref. 7 - reproduced as Table III.)

N = 900 + n: The inverse of the excitation rates of Ali/NRL:

$$R(900+n) = A e^{-C/T_e} R(800+n)$$

	REACTIONS	RATES R	COEFFICIENTS A	B	C	N	$\Delta E$ (eV)
1	N2	0	6.20E-01	-0.00	-0.00	0	-1.558E+01
2	N2	0	1.60E-01	-0.00	-0.00	0	-2.667E+01
3	N2	0	4.50E-01	-0.00	-0.00	0	-1.214E+01
4	O2	0	1.60E-01	-0.00	-0.00	0	-1.206E+01
5	O2	0	4.00E-01	-0.00	-0.00	0	-9.770E-01
6	O2	0	6.50E-01	-0.00	-0.00	0	-5.120E+00
7	O	0	4.00E-02	-0.00	-0.00	0	-1.362E+01
8	O	0	2.00E-02	-0.00	-0.00	0	-1.453E+01
9	N	6.12E-34	5.50E-34	2.60	3790.00	8	-1.050E+00
10	N	7.05E-68	1.00E-10	-0.00	0.00	8	-3.250E+00
11	N	1.11E-31	1.00E-31	-0.00	0.00	8	-3.120E+00
12	N	1.83E-42	5.30E-12	-0.00	20200.00	9	-1.390E+00
13	N	5.65E-12	1.60E-11	0.72	300.00	9	-2.000E+00
14	N	5.62E-33	5.46E-33	0.00	0.00	8	5.120E+00
15	N	2.98E-33	2.87E-33	0.00	0.00	8	3.120E+00
16	N	6.73E-17	6.20E-17	2.00	2100.00	9	3.093E+00
17	N	4.77E-15	7.00E-12	0.00	0.00	9	4.070E+00
18	N	4.23E-17	2.40E-11	0.00	2100.00	9	1.390E+00
19	N	2.20E-11	2.20E-11	0.00	0.00	7	3.390E+00
20	N	9.00E-12	9.00E-12	0.00	0.00	7	3.390E+00
21	N	9.00E-12	9.00E-12	0.00	0.00	9	1.810E+00
22	N	5.16E-13	3.40E-11	-0.50	1200.00	9	4.930E+00
23	N	3.10E-36	1.00E-34	0.87	1000.00	8	9.760E+00
24	N	8.85E-33	8.54E-33	0.83	0.00	8	9.760E+00
25	N	5.17E-32	5.00E-33	0.50	0.00	8	6.510E+00
26	N	1.09E-32	1.07E-32	0.95	0.00	8	6.510E+00
27	N	1.11E-32	1.00E-17	0.00	0.00	7	9.760E+00
28	N	2.00E-17	2.00E-17	0.00	0.00	7	6.510E+00
29	N	6.00E-12	6.00E-12	0.00	0.00	7	3.770E+00
30	N	1.60E-14	1.60E-14	0.00	-0.00	7	2.380E+00
31	N	7.00E-11	7.00E-11	0.00	0.00	7	5.630E+00
32	N	2.06E-76	0.00E-11	0.00	0.00	7	2.380E+00
33	N	2.70E-15	3.00E-15	0.00	2800.00	6	-1.480E+00
34	N	3.00E-16	1.00E-16	0.00	0.00	9	9.770E-01
35	N	1.00E-20	1.00E-20	0.00	0.00	7	9.770E-01
36	N	2.40E-18	2.40E-18	0.00	0.00	7	9.770E-01
37	N	2.60E-04	2.60E-04	0.00	0.00	7	9.770E-01
38	N	1.70E-07	1.70E-07	0.00	1300.00	9	2.070E+00
39	N	1.40E-08	1.40E-08	0.39	0.00	16	3.440E+00
40	N	1.00E-07	1.00E-07	1.00	0.00	16	1.060E+00
41	N	3.00E-07	3.00E-07	1.00	0.00	15	2.760E+00
42	N	3.30E-10	3.30E-10	1.00	0.00	15	3.800E-01
43	N	5.21E-29	5.00E-11	0.50	0.00	17	6.310E+00
44	N	6.00E-12	6.00E-12	1.00	0.00	8	3.520E+00
45	N	1.00E-11	1.00E-11	1.00	0.00	8	5.800E-01
46	N	3.00E-10	3.00E-10	0.00	0.00	7	1.960E+00
47	N	1.00E-10	1.00E-10	0.00	0.00	7	1.050E+00
48	N	3.00E-12	3.00E-12	0.00	0.00	7	2.470E+00
49	N	2.04E-11	2.00E-11	0.00	0.00	7	9.100E-01
50	N	6.30E-16	6.30E-16	0.50	0.00	8	4.350E+00
51	N	1.00E-10	1.00E-10	0.00	0.00	7	1.560E+00
52	N	3.00E-12	3.00E-12	0.00	0.00	7	2.790E+00
53	N	2.00E-11	2.00E-11	0.00	0.00	7	9.300E+00
54	N	1.00E-10	1.00E-10	0.00	0.00	7	6.650E+00
55	N	6.30E-16	6.30E-16	0.00	0.00	7	2.300E+00
56	N	1.00E-10	1.00E-10	0.00	0.00	7	6.650E+00
57	N	3.00E-12	3.00E-12	0.00	0.00	7	2.300E+00
58	N	2.00E-11	2.00E-11	0.00	0.00	7	6.650E+00
59	N	1.00E-10	1.00E-10	0.00	0.00	7	2.300E+00
60	N	3.00E-12	3.00E-12	0.00	0.00	7	6.650E+00

61	0+	M0	02+	M	00E-13	0.00	0.00	0.00	1.700E-01	7	0.00	0.00
62	0+	M0	= M0+	+	1.20E-12	0.00	0.00	0.00	1.100E+00	5	0.00	0.00
63	0+	M20	= M0+	+	1.30E-09	0.00	0.00	0.00	5.930E+00	5	0.00	0.00
64	M2+	0	= M0+	+	7.00E-11	0.00	0.00	0.00	6.000E-01	7	0.00	0.00
65	M2+	0	= M0+	+	7.00E-11	0.00	0.00	0.00	3.060E+00	7	0.00	0.00
66	02+	M02	= M0+	+	1.00E-11	0.00	0.00	0.00	7.200E-01	7	0.00	0.00
67	02+	M	= M0+	+	1.80E-10	0.00	0.00	0.00	4.180E+00	7	0.00	0.00
68	02+	M	= M0+	+	1.10E-11	0.00	0.00	0.00	-1.700E-01	9	0.00	0.00
69	M+	E	= M2	+	2.19E-06	0.00	0.00	0.00	1.500E+01	8	0.00	0.00
70	02+	02	= M2	+	4.00E-10	0.00	0.00	0.00	2.940E+00	7	0.00	0.00
71	04+	02	= M2	+	3.00E-30	0.00	0.00	0.00	4.100E-01	8	0.00	0.00
72	04+	0	= M2	+	5.00E-07	0.00	0.00	0.00	4.100E-01	8	0.00	0.00
73	04+	0	= M2	+	3.00E-10	0.00	0.00	0.00	6.400E-01	7	0.00	0.00
74	04+	M0	= M2	+	5.00E-10	0.00	0.00	0.00	2.380E+00	7	0.00	0.00
75	04+	E	= M2	+	1.56E-06	0.00	0.00	0.00	1.165E-01	8	0.00	0.00
76	02-	E	= M2	+	1.82E-30	0.00	0.00	0.00	4.300E-01	9	0.00	0.00
77	02-	E	= M2	+	9.84E-19	0.00	0.00	0.00	4.300E-01	9	0.00	0.00
78	02-	E	= M2	+	1.00E-31	0.00	0.00	0.00	4.300E-01	9	0.00	0.00
79	03	E	= M2	+	5.16E-20	0.00	0.00	0.00	4.300E-01	9	0.00	0.00
80	03	E	= M2	+	6.47E-12	0.00	0.00	0.00	2.590E+00	8	0.00	0.00
81	0	E	= M2	+	1.30E-15	0.00	0.00	0.00	3.640E+00	7	0.00	0.00
82	02-	0	= M2	+	3.00E-10	0.00	0.00	0.00	6.200E-01	7	0.00	0.00
83	02-	0	= M2	+	5.00E-10	0.00	0.00	0.00	4.080E+00	7	0.00	0.00
84	0-	0	= M2	+	2.20E-10	0.00	0.00	0.00	5.200E-01	7	0.00	0.00
85	0-	0	= M2	+	2.00E-10	0.00	0.00	0.00	2.870E+00	7	0.00	0.00
86	0-	0	= M2	+	2.00E-10	0.00	0.00	0.00	1.480E+00	7	0.00	0.00
87	02(1D)+	02-	= M2	+	3.00E-10	0.00	0.00	0.00	5.470E+00	7	0.00	0.00
88	02(1D)+	0-	= M2	+	1.00E-11	0.00	0.00	0.00	-1.613E+00	7	0.00	0.00
89	02-	03	= M2	+	4.00E-10	0.00	0.00	0.00	3.210E+00	7	0.00	0.00
90	0-	03	= M2	+	5.30E-10	0.00	0.00	0.00	1.680E+00	7	0.00	0.00
91	0-	03	= M2	+	8.00E-11	0.00	0.00	0.00	-1.530E+00	7	0.00	0.00
92	03-	03-	= M2	+	1.00E-11	0.00	0.00	0.00	1.570E+00	7	0.00	0.00
93	03-	02-	= M2	+	4.00E-10	0.00	0.00	0.00	8.200E-01	7	0.00	0.00
94	03-	02	= M2	+	1.00E-11	0.00	0.00	0.00	2.390E+00	7	0.00	0.00
95	03-	0	= M2	+	7.50E-11	0.00	0.00	0.00	4.800E-01	8	0.00	0.00
96	03-	0	= M2	+	1.50E-10	0.00	0.00	0.00	2.440E+00	7	0.00	0.00
97	02-	0	= M2	+	2.00E-29	0.00	0.00	0.00	2.900E-01	8	0.00	0.00
98	04-	0	= M2	+	1.50E-10	0.00	0.00	0.00	3.260E+00	8	0.00	0.00
99	04-	0	= M2	+	4.84E-18	0.00	0.00	0.00	-2.900E-01	9	0.00	0.00
100	M0+	0-	= M2	+	2.04E-07	0.50	0.00	0.00	5.630E+00	8	0.50	0.00
101	M0+	02-	= M2	+	2.04E-07	0.50	0.00	0.00	8.40E+00	8	0.50	0.00
102	M0+	03-	= M2	+	2.04E-07	0.50	0.00	0.00	7.160E+00	8	0.50	0.00
103	M0+	03-	= M2	+	2.04E-07	0.50	0.00	0.00	5.290E+00	8	0.50	0.00
104	M0+	04-	= M2	+	2.04E-07	0.50	0.00	0.00	8.550E+00	8	0.50	0.00
105	02+	02+	= M2	+	2.04E-07	0.50	0.00	0.00	8.420E+00	8	0.50	0.00
106	02+	02+	= M2	+	4.08E-07	0.50	0.00	0.00	1.163E+01	8	0.50	0.00
107	02+	03-	= M2	+	2.04E-07	0.50	0.00	0.00	9.950E+00	8	0.50	0.00
108	02+	03-	= M2	+	2.04E-07	0.50	0.00	0.00	8.080E+00	8	0.50	0.00
109	04+	04+	= M2	+	1.02E-07	0.50	0.00	0.00	8.010E+00	8	0.50	0.00
110	04+	04+	= M2	+	1.02E-07	0.50	0.00	0.00	1.134E+01	8	0.50	0.00
111	04+	04+	= M2	+	1.02E-07	0.50	0.00	0.00	1.122E+01	8	0.50	0.00
112	04+	04+	= M2	+	1.02E-07	0.50	0.00	0.00	9.540E+00	8	0.50	0.00
113	04+	04+	= M2	+	1.02E-07	0.50	0.00	0.00	8.720E+00	8	0.50	0.00
114	M2+	E	= M2	+	1.1E-26	0.50	0.00	0.00	1.093E+01	8	0.50	0.00
115	M2+	02-	= M2	+	1.60E-26	0.50	0.00	0.00	1.558E+01	8	0.50	0.00
116	M2+	02-	= M2	+	1.00E-25	0.50	0.00	0.00	1.515E+01	7	0.50	0.00
117	M2+	M2	= M2	+	3.00E-25	0.50	0.00	0.00	1.515E+01	7	0.50	0.00
118	02+	M2	= M2	+	1.00E-10	0.50	0.00	0.00	1.520E+00	7	0.50	0.00
119	02+	M2	= M2	+	2.00E-11	0.50	0.00	0.00	-1.960E+00	7	0.50	0.00
120	02+	E	= M2	+	2.16E-07	0.50	0.00	0.00	1.206E+01	8	0.50	0.00
121	02+	E	= M2	+	3.00E-25	0.50	0.00	0.00	6.990E+00	8	0.50	0.00
122	02+	02-	= M2	+	3.00E-25	0.50	0.00	0.00	1.163E+01	8	0.50	0.00



$N = 950 + n$ : The inverse of the ionization rates of Ali/NRL - Reaction rate obtained from the direct reactions of Table III with Saha relations at temperature  $T_e$ , using partition functions from Reference 5, Table B-VI.

In the presence of the strong electric fields of interest here, the Druyvesteyn distribution is a more appropriate electron energy distribution than the thermal average we have employed here (Ref. 11). Except for the strongest fields we have considered, this modification results in only few percent corrections to the conductivity. The stronger high energy tail of the Druyvesteyn distribution somewhat enhances ionization processes and slightly increases the electron concentration.

The electron swarm energy equation is assigned Reaction type 20. Expressed in terms of the electron temperature,  $T_e$ , it is written

$$\frac{dT_e}{dt} = - \overset{(1)}{\left( \frac{T_e - T_A}{\tau} \right)} - \frac{T_e}{n_e} \overset{(2)}{\frac{d\tilde{n}_e}{dt}} - \overset{(3)}{\left( \frac{1}{\frac{3}{2} n_e k} \right) \frac{dE_B}{dt}} + \overset{(4)}{\left( \frac{dT_e}{dt} \right)_{\xi\text{-field}}} + \overset{(5)}{\left( \frac{dT_e}{dt} \right)_{\text{source}}}$$

The five contributions we consider are:

1. The electron energy loss due to collision with the cooler gas particles at temperature  $T_A$ . The energy exchange time  $\tau$  is evaluated as a function of time using the calculated specie concentrations and the relaxation times per specie particle of Table IV (from Ref. 5).

TABLE III

Electron impact excitation and ionization rates ( $\text{sec}^{-1}$  per molecule). The temperatures are in eV and the reactions are numbered as follows:

- |  |  |
|--|--|
| 1. O: ( $^3\text{P} \rightarrow ^1\text{D}$ )                                | 11. $\text{N}_2$ : ( $\text{X}^1\Sigma \rightarrow \text{A}^3\Sigma$ )   |
| 2. O: ( $^3\text{P} \rightarrow ^1\text{S}$ )                                | 12. $\text{N}_2$ : ( $\text{X}^1\Sigma \rightarrow \text{B}^3\Pi$ )      |
| 3. O: ( $^1\text{D} \rightarrow ^1\text{S}$ )                                | 13. $\text{N}_2$ : ( $\text{X}^1\Sigma \rightarrow \text{C}^3\Pi$ )      |
| 4. O: $2\text{p}^4(^3\text{P}) \rightarrow 2\text{p}^33\text{s}(^3\text{S})$ | 14. $\text{N}_2$ : ( $\text{X}^1\Sigma \rightarrow \text{D}^3\Sigma$ )   |
| 5. O: Ionization   | 15. NO: Ionization   |
| 6. N: ( $^4\text{S} \rightarrow ^2\text{D}$ )                                | 16. $\text{N}_2$ : Ionization  |
| 7. N: ( $^4\text{S} \rightarrow ^2\text{P}$ )                                | 17. $\text{N}_2^+$ : ( $\text{X}^2\Sigma \rightarrow \text{B}^2\Sigma$ ) |
| 8. N: ( $^2\text{D} \rightarrow ^2\text{P}$ )                                | 18. $\text{O}_2$ : ( $\text{X}^2\Pi \rightarrow \text{a}^1\Delta$ )      |
| 9. N: $2\text{p}^3(^4\text{S}) \rightarrow 2\text{p}^23\text{s}(^4\text{P})$ | 19. $\text{O}_2$ : ( $\text{X}^2\Pi \rightarrow \text{b}^1\Sigma$ )      |
| 10. N: Ionization  | 20. $\text{O}_2$ : Ionization  |

The data are from the compilation of Ali (Ref. 7), except for the NO ionization rate, for which the experimental data of Rapp and Englander-Golden were employed (Ref. 10).

TABLE III, Cont'd

## ALI/NRL EXCITATION/IONIZATION RATES (1/SEC)

TEMP	1	2	3	4	5
.1	1.73E-18	1.78E-29	1.53E-19	6.19E-49	1.10E-67
.2	5.58E-14	1.96E-19	1.44E-14	8.17E-29	3.14E-38
.3	2.01E-12	2.10E-16	6.99E-13	4.60E-22	2.08E-28
.4	1.28E-11	7.13E-15	4.95E-12	1.15E-18	1.71E-23
.5	4.00E-11	6.04E-14	1.61E-11	1.30E-16	1.55E-20
.6	8.66E-11	2.55E-13	3.53E-11	3.11E-15	1.46E-18
.7	1.52E-10	7.25E-13	6.17E-11	3.05E-14	3.81E-17
.8	2.32E-10	1.60E-12	9.40E-11	1.71E-13	4.43E-16
.9	3.24E-10	2.98E-12	1.30E-10	6.59E-13	3.01E-15
1.0	4.24E-10	4.93E-12	1.69E-10	1.95E-12	1.40E-14
1.1	5.30E-10	7.48E-12	2.09E-10	4.77E-12	4.95E-14
1.2	6.38E-10	1.06E-11	2.49E-10	1.01E-11	1.42E-13
1.3	7.47E-10	1.43E-11	2.90E-10	1.90E-11	3.50E-13
1.4	8.56E-10	1.85E-11	3.29E-10	3.28E-11	7.58E-13
1.5	9.65E-10	2.32E-11	3.68E-10	5.26E-11	1.49E-12
1.6	1.07E-09	2.82E-11	4.05E-10	7.96E-11	2.69E-12
1.7	1.17E-09	3.37E-11	4.41E-10	1.15E-10	4.54E-12
1.8	1.27E-09	3.94E-11	4.76E-10	1.59E-10	7.26E-12
1.9	1.36E-09	4.53E-11	5.09E-10	2.13E-10	1.11E-11
2.0	1.46E-09	5.15E-11	5.41E-10	2.76E-10	1.62E-11
2.1	1.54E-09	5.78E-11	5.72E-10	3.50E-10	2.29E-11
2.2	1.63E-09	6.42E-11	6.01E-10	4.34E-10	3.14E-11
2.3	1.71E-09	7.07E-11	6.30E-10	5.28E-10	4.20E-11
2.4	1.79E-09	7.72E-11	6.57E-10	6.31E-10	5.49E-11
2.5	1.87E-09	8.37E-11	6.82E-10	7.44E-10	7.03E-11
2.6	1.94E-09	9.02E-11	7.07E-10	8.65E-10	8.84E-11
2.7	2.01E-09	9.67E-11	7.31E-10	9.94E-10	1.09E-10
2.8	2.07E-09	1.03E-10	7.53E-10	1.13E-09	1.34E-10
2.9	2.13E-09	1.10E-10	7.75E-10	1.27E-09	1.61E-10
3.0	2.20E-09	1.16E-10	7.96E-10	1.42E-09	1.92E-10
3.1	2.25E-09	1.22E-10	8.16E-10	1.58E-09	2.26E-10
3.2	2.31E-09	1.28E-10	8.35E-10	1.74E-09	2.64E-10
3.3	2.36E-09	1.34E-10	8.53E-10	1.90E-09	3.05E-10
3.4	2.41E-09	1.40E-10	8.71E-10	2.07E-09	3.51E-10
3.5	2.46E-09	1.45E-10	8.88E-10	2.24E-09	4.00E-10
3.6	2.51E-09	1.52E-10	9.04E-10	2.42E-09	4.53E-10
3.7	2.55E-09	1.58E-10	9.20E-10	2.59E-09	5.09E-10
3.8	2.60E-09	1.63E-10	9.35E-10	2.77E-09	5.70E-10
3.9	2.64E-09	1.69E-10	9.49E-10	2.95E-09	6.34E-10
4.0	2.68E-09	1.74E-10	9.63E-10	3.12E-09	7.03E-10
4.1	2.71E-09	1.79E-10	9.76E-10	3.30E-09	7.75E-10
4.2	2.75E-09	1.84E-10	9.89E-10	3.48E-09	8.51E-10
4.3	2.78E-09	1.89E-10	1.00E-09	3.66E-09	9.30E-10
4.4	2.82E-09	1.94E-10	1.01E-09	3.84E-09	1.01E-09
4.5	2.85E-09	1.99E-10	1.03E-09	4.01E-09	1.10E-09
4.6	2.88E-09	2.04E-10	1.04E-09	4.19E-09	1.19E-09
4.7	2.91E-09	2.08E-10	1.05E-09	4.36E-09	1.29E-09
4.8	2.94E-09	2.13E-10	1.06E-09	4.53E-09	1.38E-09
4.9	2.96E-09	2.17E-10	1.07E-09	4.70E-09	1.49E-09
5.0	2.99E-09	2.21E-10	1.08E-09	4.87E-09	1.59E-09

TABLE III, Cont'd

ALI/NRL EXCITATION/IONIZATION RATES (1/SEC)					
TEMP	6	7	8	9	10
.1	5.44E-19	3.80E-25	2.57E-14	2.37E-50	0.
.2	6.28E-14	5.37E-17	1.18E-11	2.63E-29	0.
.3	5.92E-12	1.67E-14	9.39E-11	5.01E-22	0.
.4	3.19E-11	5.90E-15	2.67E-10	1.07E-18	0.
.5	1.13E-10	2.63E-12	5.04E-10	1.50E-16	7.24E-23
.6	2.64E-10	9.46E-12	7.73E-10	4.12E-15	5.14E-20
.7	4.84E-10	2.37E-11	1.05E-09	4.48E-14	1.61E-18
.8	7.01E-10	4.73E-11	1.33E-09	2.71E-13	2.88E-17
.9	1.08E-09	8.10E-11	1.60E-09	1.11E-12	2.66E-16
1.0	1.43E-09	1.25E-10	1.85E-09	3.48E-12	1.57E-15
1.1	1.79E-09	1.77E-10	2.09E-09	8.89E-12	6.09E-15
1.2	2.16E-09	2.37E-10	2.32E-09	1.96E-11	2.24E-14
1.3	2.53E-09	3.04E-10	2.53E-09	5.83E-11	6.26E-14
1.4	2.89E-09	3.75E-10	2.73E-09	6.85E-11	1.51E-13
1.5	3.24E-09	4.50E-10	2.91E-09	1.14E-10	5.25E-13
1.6	3.58E-09	5.28E-10	3.09E-09	1.78E-10	6.36E-13
1.7	3.91E-09	6.07E-10	3.25E-09	2.64E-10	1.15E-12
1.8	4.23E-09	6.87E-10	3.40E-09	3.77E-10	1.96E-12
1.9	4.53E-09	7.68E-10	3.54E-09	5.18E-10	3.16E-12
2.0	4.82E-09	8.49E-10	3.67E-09	6.92E-10	4.86E-12
2.1	5.09E-09	9.27E-10	3.79E-09	9.01E-10	7.20E-12
2.2	5.35E-09	1.01E-09	3.91E-09	1.15E-09	1.03E-11
2.3	5.59E-09	1.08E-09	4.01E-09	1.43E-09	1.43E-11
2.4	5.83E-09	1.16E-09	4.11E-09	1.75E-09	1.93E-11
2.5	6.05E-09	1.23E-09	4.21E-09	2.12E-09	2.55E-11
2.6	6.26E-09	1.30E-09	4.29E-09	2.52E-09	3.30E-11
2.7	6.46E-09	1.37E-09	4.38E-09	2.96E-09	4.20E-11
2.8	6.65E-09	1.44E-09	4.45E-09	3.45E-09	5.26E-11
2.9	6.83E-09	1.50E-09	4.53E-09	3.97E-09	6.48E-11
3.0	7.00E-09	1.57E-09	4.60E-09	4.53E-09	7.89E-11
3.1	7.16E-09	1.63E-09	4.66E-09	5.13E-09	9.49E-11
3.2	7.31E-09	1.69E-09	4.72E-09	5.77E-09	1.13E-10
3.3	7.45E-09	1.75E-09	4.78E-09	6.44E-09	1.33E-10
3.4	7.59E-09	1.80E-09	4.83E-09	7.15E-09	1.55E-10
3.5	7.72E-09	1.86E-09	4.88E-09	7.89E-09	1.80E-10
3.6	7.84E-09	1.91E-09	4.93E-09	8.66E-09	2.07E-10
3.7	7.96E-09	1.96E-09	4.97E-09	9.46E-09	2.36E-10
3.8	8.07E-09	2.01E-09	5.01E-09	1.03E-08	2.68E-10
3.9	8.18E-09	2.05E-09	5.05E-09	1.11E-08	3.02E-10
4.0	8.28E-09	2.10E-09	5.09E-09	1.20E-08	3.39E-10
4.1	8.37E-09	2.14E-09	5.12E-09	1.29E-08	3.78E-10
4.2	8.46E-09	2.18E-09	5.15E-09	1.38E-08	4.20E-10
4.3	8.55E-09	2.22E-09	5.18E-09	1.48E-08	4.64E-10
4.4	8.63E-09	2.26E-09	5.21E-09	1.58E-08	5.11E-10
4.5	8.71E-09	2.30E-09	5.24E-09	1.67E-08	5.60E-10
4.6	8.78E-09	2.33E-09	5.26E-09	1.77E-08	6.12E-10
4.7	8.85E-09	2.37E-09	5.28E-09	1.87E-08	6.67E-10
4.8	8.92E-09	2.40E-09	5.31E-09	1.98E-08	7.24E-10
4.9	8.98E-09	2.43E-09	5.33E-09	2.08E-08	7.83E-10
5.0	9.04E-09	2.46E-09	5.34E-09	2.18E-08	8.45E-10

TABLE III, Cont'd

## ALIZUREL EXCITATION/IONIZATION RATES (1/SEC)

TEMP	11	12	13	14	15
.1	7.49E-34	3.90E-41	2.45E-57	5.09E-65	4.17E-49
.2	5.29E-23	4.19E-25	9.45E-33	3.50E-37	4.55E-29
.3	5.23E-18	1.02E-19	1.59E-24	7.10E-28	2.18E-22
.4	1.73E-15	5.27E-17	2.11E-20	5.24E-23	4.88E-19
.5	5.80E-14	2.30E-15	6.31E-18	2.04E-20	5.12E-17
.6	6.12E-13	2.72E-14	2.82E-16	1.49E-18	1.16E-15
.7	3.33E-12	1.81E-13	4.26E-15	3.21E-17	1.10E-14
.8	1.19E-11	7.21E-13	3.26E-14	3.20E-16	6.00E-14
.9	3.23E-11	2.13E-12	1.58E-13	1.91E-15	2.27E-13
1.0	7.18E-11	5.09E-12	5.60E-13	7.98E-15	6.66E-13
1.1	1.36E-10	1.04E-11	1.57E-12	2.57E-14	1.62E-12
1.2	2.39E-10	1.91E-11	3.71E-12	6.78E-14	3.41E-12
1.3	3.79E-10	3.19E-11	7.67E-12	1.54E-13	6.46E-12
1.4	5.63E-10	4.96E-11	1.43E-11	3.12E-13	1.12E-11
1.5	7.94E-10	7.30E-11	2.44E-11	5.72E-13	1.82E-11
1.6	1.07E-09	1.03E-10	3.89E-11	9.74E-13	2.79E-11
1.7	1.39E-09	1.39E-10	5.88E-11	1.55E-12	4.08E-11
1.8	1.76E-09	1.81E-10	8.47E-11	2.35E-12	5.74E-11
1.9	2.17E-09	2.31E-10	1.17E-10	3.41E-12	7.81E-11
2.0	2.62E-09	2.67E-10	1.57E-10	4.75E-12	1.03E-10
2.1	3.10E-09	3.50E-10	2.05E-10	6.42E-12	1.34E-10
2.2	3.61E-09	4.20E-10	2.60E-10	8.43E-12	1.69E-10
2.3	4.15E-09	4.95E-10	3.23E-10	1.08E-11	2.10E-10
2.4	4.71E-09	5.77E-10	3.94E-10	1.35E-11	2.57E-10
2.5	5.29E-09	6.64E-10	4.73E-10	1.67E-11	3.10E-10
2.6	5.89E-09	7.55E-10	5.59E-10	2.02E-11	3.69E-10
2.7	6.49E-09	8.52E-10	6.52E-10	2.41E-11	4.35E-10
2.8	7.11E-09	9.53E-10	7.53E-10	2.83E-11	5.06E-10
2.9	7.73E-09	1.06E-09	8.59E-10	3.30E-11	5.85E-10
3.0	8.35E-09	1.17E-09	9.71E-10	3.80E-11	6.70E-10
3.1	8.98E-09	1.28E-09	1.09E-09	4.33E-11	7.61E-10
3.2	9.60E-09	1.39E-09	1.21E-09	4.90E-11	8.59E-10
3.3	1.02E-08	1.51E-09	1.34E-09	5.49E-11	9.64E-10
3.4	1.08E-08	1.62E-09	1.47E-09	6.12E-11	1.08E-09
3.5	1.14E-08	1.74E-09	1.61E-09	6.77E-11	1.19E-09
3.6	1.20E-08	1.86E-09	1.74E-09	7.45E-11	1.32E-09
3.7	1.26E-08	1.99E-09	1.88E-09	8.14E-11	1.45E-09
3.8	1.32E-08	2.11E-09	2.03E-09	8.86E-11	1.59E-09
3.9	1.38E-08	2.23E-09	2.17E-09	9.60E-11	1.73E-09
4.0	1.43E-08	2.36E-09	2.32E-09	1.04E-10	1.88E-09
4.1	1.49E-08	2.48E-09	2.47E-09	1.11E-10	2.04E-09
4.2	1.54E-08	2.60E-09	2.61E-09	1.19E-10	2.20E-09
4.3	1.60E-08	2.73E-09	2.76E-09	1.27E-10	2.37E-09
4.4	1.65E-08	2.85E-09	2.91E-09	1.35E-10	2.54E-09
4.5	1.70E-08	2.97E-09	3.06E-09	1.43E-10	2.73E-09
4.6	1.74E-08	3.09E-09	3.21E-09	1.51E-10	2.91E-09
4.7	1.79E-08	3.21E-09	3.36E-09	1.59E-10	3.11E-09
4.8	1.84E-08	3.33E-09	3.50E-09	1.67E-10	3.30E-09
4.9	1.88E-08	3.45E-09	3.65E-09	1.76E-10	3.51E-09
5.0	1.92E-08	3.56E-09	3.79E-09	1.84E-10	3.72E-09

## ALI/NRL EXCITATION/IONIZATION RATES (1/SEC)

TEMP	16	17	18	19	20
.1	7.79E-7A	0.	3.42E-14	1.27E-17	1.57E-15
.2	1.92E-43	6.84E-50	1.81E-12	2.76E-14	1.99E-12
.3	6.14E-32	2.16E-36	8.20E-12	4.15E-13	2.62E-11
.4	3.65E-26	1.18E-29	1.94E-11	1.74E-12	1.04E-10
.5	1.09E-22	1.29E-25	3.45E-11	4.31E-12	2.51E-10
.6	2.32E-20	6.30E-23	5.31E-11	8.10E-12	4.69E-10
.7	1.08E-18	5.23E-21	7.46E-11	1.30E-11	7.56E-10
.8	1.96E-17	1.44E-19	9.85E-11	1.86E-11	1.10E-09
.9	1.88E-16	1.89E-18	1.24E-10	2.50E-11	1.51E-09
1.0	1.15E-15	1.49E-17	1.52E-10	3.17E-11	1.96E-09
1.1	5.13E-15	8.04E-17	1.80E-10	3.88E-11	2.46E-09
1.2	1.79E-14	3.28E-16	2.09E-10	4.60E-11	2.99E-09
1.3	5.17E-14	1.08E-15	2.39E-10	5.32E-11	3.56E-09
1.4	1.29E-13	3.01E-15	2.68E-10	6.05E-11	4.15E-09
1.5	2.80E-13	7.30E-15	2.98E-10	6.76E-11	4.77E-09
1.6	5.76E-13	1.59E-14	3.27E-10	7.40E-11	5.40E-09
1.7	1.07E-12	3.16E-14	3.55E-10	8.15E-11	6.06E-09
1.8	1.86E-12	5.82E-14	3.83E-10	8.82E-11	6.72E-09
1.9	3.07E-12	1.01E-13	4.10E-10	9.46E-11	7.40E-09
2.0	4.81E-12	1.65E-13	4.35E-10	1.01E-10	8.09E-09
2.1	7.25E-12	2.59E-13	4.62E-10	1.07E-10	8.78E-09
2.2	1.05E-11	3.96E-13	4.86E-10	1.13E-10	9.48E-09
2.3	1.49E-11	5.67E-13	5.09E-10	1.18E-10	1.02E-08
2.4	2.04E-11	7.99E-13	5.35E-10	1.24E-10	1.09E-08
2.5	2.74E-11	1.10E-12	5.53E-10	1.29E-10	1.16E-08
2.6	3.59E-11	1.47E-12	5.73E-10	1.34E-10	1.23E-08
2.7	4.62E-11	1.93E-12	5.93E-10	1.38E-10	1.30E-08
2.8	5.86E-11	2.49E-12	6.11E-10	1.43E-10	1.37E-08
2.9	7.30E-11	3.16E-12	6.29E-10	1.47E-10	1.44E-08
3.0	8.99E-11	3.95E-12	6.46E-10	1.51E-10	1.51E-08
3.1	1.09E-10	4.87E-12	6.62E-10	1.55E-10	1.58E-08
3.2	1.31E-10	5.92E-12	6.77E-10	1.59E-10	1.65E-08
3.3	1.56E-10	7.12E-12	6.92E-10	1.62E-10	1.72E-08
3.4	1.84E-10	8.48E-12	7.06E-10	1.65E-10	1.79E-08
3.5	2.15E-10	1.00E-11	7.19E-10	1.69E-10	1.85E-08
3.6	2.49E-10	1.17E-11	7.31E-10	1.72E-10	1.92E-08
3.7	2.87E-10	1.36E-11	7.43E-10	1.75E-10	1.99E-08
3.8	3.28E-10	1.57E-11	7.54E-10	1.77E-10	2.06E-08
3.9	3.73E-10	1.79E-11	7.64E-10	1.80E-10	2.12E-08
4.0	4.21E-10	2.04E-11	7.74E-10	1.82E-10	2.19E-08
4.1	4.73E-10	2.30E-11	7.84E-10	1.85E-10	2.25E-08
4.2	5.29E-10	2.59E-11	7.92E-10	1.87E-10	2.32E-08
4.3	5.89E-10	2.90E-11	8.01E-10	1.89E-10	2.38E-08
4.4	6.53E-10	3.23E-11	8.09E-10	1.91E-10	2.44E-08
4.5	7.21E-10	3.58E-11	8.16E-10	1.93E-10	2.51E-08
4.6	7.93E-10	3.95E-11	8.23E-10	1.95E-10	2.57E-08
4.7	8.69E-10	4.34E-11	8.30E-10	1.97E-10	2.63E-08
4.8	9.49E-10	4.76E-11	8.36E-10	1.98E-10	2.69E-08
4.9	1.03E-09	5.20E-11	8.42E-10	2.00E-10	2.75E-08
5.0	1.12E-09	5.66E-11	8.46E-10	2.01E-10	2.81E-08

2. The temperature loss due to energy redistribution among increased electron density resulting from collisional ionization reactions - and the inverse.
3. The energy loss due to ionization. The mean ionization energy  $E_B$  is evaluated continuously as the specie concentrations vary.
4. The heating due to the applied electric field  $\xi$  (volt/cm) is taken as

$$\left(\frac{dT_e}{dt}\right)_\xi = \frac{e\xi u}{(3/2k)} = \frac{e^2 \xi^2}{3/2mk\nu_m} = 1.36 \times 10^{19} \frac{\xi^2}{\nu_m} \text{ (OK/sec)}$$

where  $u$  is the electron drift velocity and  $\nu_m$  is the momentum transfer frequency ( $\text{sec}^{-1}$ ). Values of  $\nu_m$  are from Ref. 8, reproduced here as Table V.

5. The heating due to the ionizing source

$$\left(\frac{dT_e}{dt}\right)_{\text{source}} = \frac{\mu_q}{3/2n_e k} q(t) = 58,400 \frac{q(t)}{n_e} \text{ (OK/sec)},$$

where  $\mu_q$  is the energy deposited in electrons per ion pair created, taken to be 7.55eV from the discussion of page 6 above.

The electron energy swarm equation is then solved simultaneously with the concentration equations, and the gas temperature  $T_A$  is obtained from energy conservation, using specific heats as specified on the Specie cards described in 2.1.1 above.

TABLE IV

REACTION	SPECIE	RELAXATION TIMES/SPECIE- (SEC/CC)					
		T=	4.0	6.0	8.0	10.0	12.0
ELASTIC	N2		4.24E+11	2.57E+11	2.04E+11	1.76E+11	1.63E+11
ELASTIC	O2		8.45E+11	6.70E+11	5.90E+11	5.41E+11	5.03E+11
ELASTIC	N		6.77E+11	4.66E+11	3.62E+11	3.00E+11	2.59E+11
PLASTIC	O		1.05E+12	7.26E+11	5.69E+11	4.73E+11	4.09E+11
ROTATIONAL	N2		2.85E+11	3.49E+11	4.02E+11	4.50E+11	4.93E+11
ROTATIONAL	O2		1.20E+11	1.47E+11	1.70E+11	1.90E+11	2.08E+11
VIBRATION	N2		2.23E+09	6.32E+08	3.98E+08	3.38E+08	3.28E+08
VIBRATION	O2		1.73E+10	1.69E+10	1.87E+10	2.18E+10	2.57E+10
EXCITE 1	N2		7.74E+15	9.78E+12	3.35E+11	4.54E+10	1.10E+10
EXCITE 2	N2		1.26E+19	3.05E+15	4.59E+13	3.61E+12	6.56E+11
EXCITE 1	O2		1.75E+15	1.70E+13	1.68E+12	4.09E+11	1.58E+11
EXCITE 2	O2		1.32E+19	4.73E+15	8.62E+13	7.63E+12	1.50E+12
IONIZATION	N2		8.84E+27	1.98E+21	8.85E+17	8.36E+15	3.64E+14
IONIZATION	O2		2.07E+20	2.10E+16	1.99E+14	1.17E+13	1.72E+12

REACTION	SPECIE	T=					
			15.0	17.4	23.2	34.8	58.0
ELASTIC	N2		1.53E+11	1.50E+11	1.47E+11	1.39E+11	1.15E+11
ELASTIC	O2		4.54E+11	4.18E+11	3.47E+11	2.55E+11	1.79E+11
ELASTIC	N		2.18E+11	1.96E+11	1.62E+11	1.31E+11	1.21E+11
PLASTIC	O		3.46E+11	3.09E+11	2.53E+11	2.02E+11	1.83E+11
ROTATIONAL	N2		5.51E+11	5.94E+11	6.85E+11	8.39E+11	1.08E+12
ROTATIONAL	O2		2.33E+11	2.51E+11	2.89E+11	3.54E+11	4.58E+11
VIBRATION	N2		3.50E+08	3.86E+08	5.16E+08	9.22E+08	2.33E+09
VIBRATION	O2		3.32E+10	4.05E+10	6.29E+10	1.30E+11	3.65E+11
EXCITE 1	N2		2.75E+09	1.27E+09	3.80E+08	1.14E+08	4.58E+07
EXCITE 2	N2		1.17E+11	4.51E+10	1.00E+10	2.19E+09	6.69E+08
EXCITE 1	O2		6.00E+10	3.50E+10	1.50E+10	6.45E+09	3.50E+09
EXCITE 2	O2		2.90E+11	1.16E+11	2.77E+10	6.52E+09	2.12E+09
IONIZATION	N2		1.53E+13	2.61E+12	1.55E+11	8.02E+09	5.66E+08
IONIZATION	O2		2.44E+11	8.08E+10	1.35E+10	1.93E+09	2.97E+08

T = Temperature ( $10^3$ OK)

TABLE V. : Electron collision frequencies per molecule\*

$\epsilon$ (eV)	N <sub>2</sub>	O <sub>2</sub>	NO	O	N	H <sub>2</sub> O
.005	7.5(-10)		9.7(-9)			2.85(-6)
.007	9.7(-10)		8.0(-9)			2.35(-6)
.01	1.3(-9)		6.7(-9)			1.93(-6)
.015	1.87(-9)		5.7(-9)			1.57(-6)
.02	2.43(-9)	1.2(-9)	5.25(-9)			1.36(-6)
.03	3.53(-9)	1.7(-9)	4.7(-9)	6.0(-9)		1.10(-6)
.05	5.65(-9)	2.8(-9)	4.6(-9)	7.2(-9)		8.5(-7)
.07	7.7(-9)	4.0(-9)	4.9(-9)	8.5(-9)		7.2(-7)
.1	1.10(-8)	5.0(-9)	5.9(-9)	1.02(-8)		6.0(-7)
.15	1.60(-8)	6.5(-9)	9.0(-9)	1.3(-8)		4.85(-7)
.2	2.08(-8)	8.6(-9)	1.4(-8)	1.5(-8)		4.15(-7)
.3	2.90(-8)	1.32(-8)	4.0(-8)	1.8(-8)		3.4(-7)
.5	4.15(-8)	2.16(-8)	1.2(-7)	2.4(-8)	4.3(-9)	2.63(-7)
.7	5.1(-8)	3.05(-8)	1.06(-7)	2.8(-8)	6.2(-9)	2.25(-7)
1.0	6.0(-8)	4.65(-8)	9.5(-8)	3.5(-8)	9.5(-9)	1.93(-7)
1.5	8.7(-8)	5.5(-8)	9.3(-8)	4.4(-8)	1.68(-8)	1.64(-7)
2.0	1.9(-7)	5.75(-8)	9.2(-8)	5.2(-8)	2.55(-8)	1.48(-7)
3	2.2(-7)	6.1(-8)	9.2(-8)	6.6(-8)	4.1(-8)	1.30(-7)
5	1.46(-7)	7.3(-8)	9.6(-8)	9.3(-8)	8.0(-8)	1.17(-7)
7	1.64(-7)	1.02(-7)	1.1(-7)	1.17(-7)	1.03(-7)	1.13(-7)
10	2.08(-7)	1.48(-7)	1.77(-7)	1.52(-7)	1.3(-7)	1.24(-7)
15	2.75(-7)	1.93(-7)	2.6(-7)	2.1(-7)	1.55(-7)	1.74(-7)
20	3.15(-7)	2.2(-7)	1.95(-7)			2.27(-7)
30	3.6(-7)	2.6(-7)	3.4(-7)			2.70(-7)

\* 1(-7) means  $1 \times 10^{-7}$  cm<sup>3</sup>/sec. As indicated in the text and in Figure 21-1 the number of significant figures given is not a measure of the reliability of the data.

### 3.0 RESULTS

We report here some results from seven cases studied.

#### Problem Number One:

An instantaneous pulse of ionizing radiation at time  $t = 0$  and no external electric field,

$$q(t) = 7.3 \times 10^{17} \delta(t) \frac{\text{eV}}{\text{cm}^3 \text{sec}} = 1.2 \times 10^6 \delta(t) \frac{\text{erg}}{\text{cm}^3 \text{sec}} .$$

This source results in  $n_e(0) = 2.16 \times 10^{16}$  electrons/cm<sup>3</sup> at  $t = 0$  at an electron temperature of 58,400°K and a final equilibrated gas temperature of ~400°. The time-dependence of the electron temperature is illustrated in Figure 1. The electron concentration (relative to  $n_e(0)$ ) and conductivity,  $\sigma(\text{sec}^{-1})$ , are given in Figure 2, where

$$\sigma(\text{sec}^{-1}) = \frac{e^2 n_e v_m}{m(\omega^2 + v_m^2)} = 6.43 \times 10^6 \frac{n_e(\text{cm}^{-3})}{v_m(\text{sec}^{-1})}$$

for  $\omega \ll v_m$ , the momentum transfer collision frequency, discussed in Section 2.1.3 above.

The electron concentration in relative units -- as in Figure 2 -- is a fair approximation for other doses, up to values large enough that the final equilibrated gas temperature is several thousand degrees. In Figure 2 we also present results of a single temperature calculation, with the significantly lower electron concentration at early times.

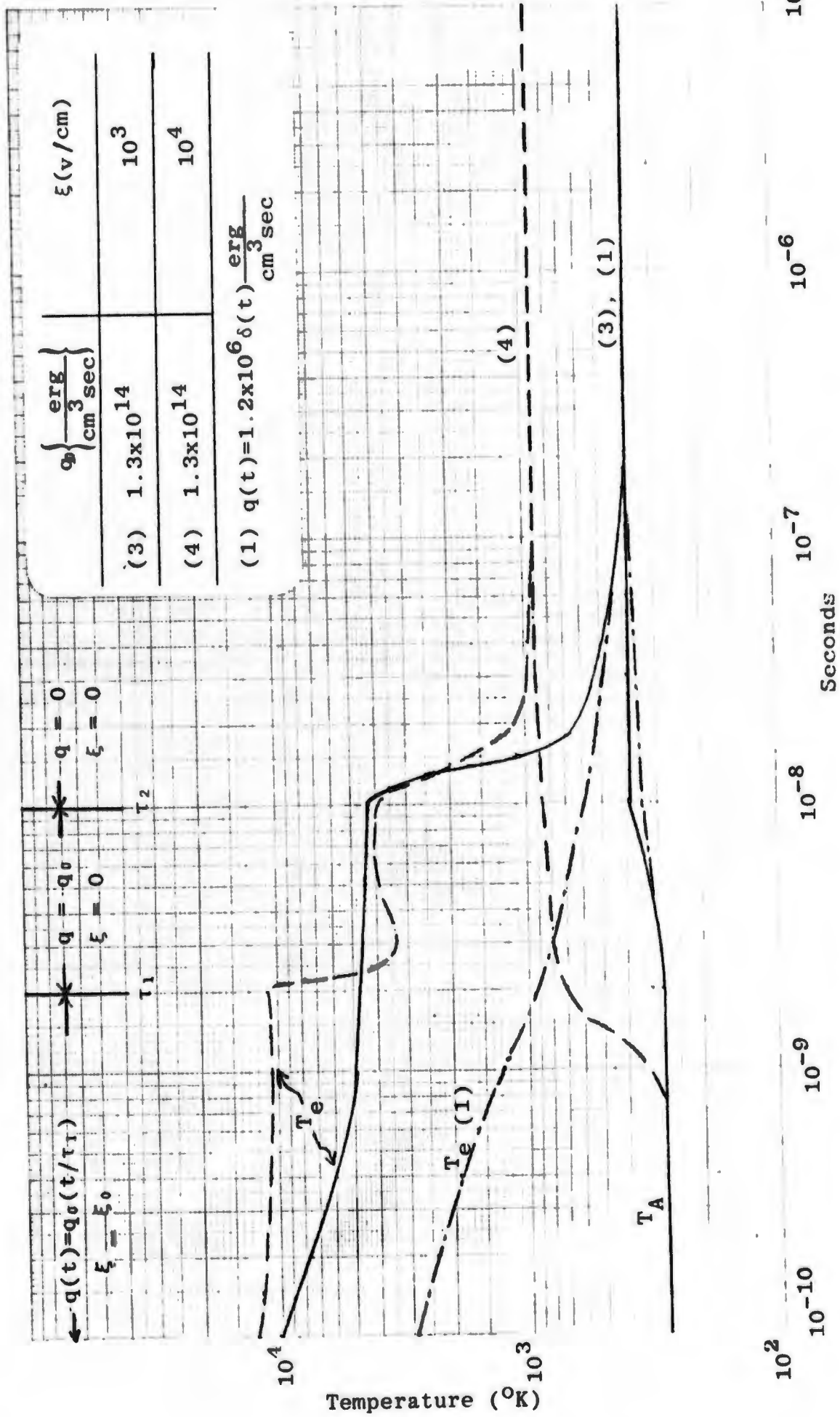


Figure 1: Electron temperature  $T_e$ , gas temperature  $T_A$  vs. time.

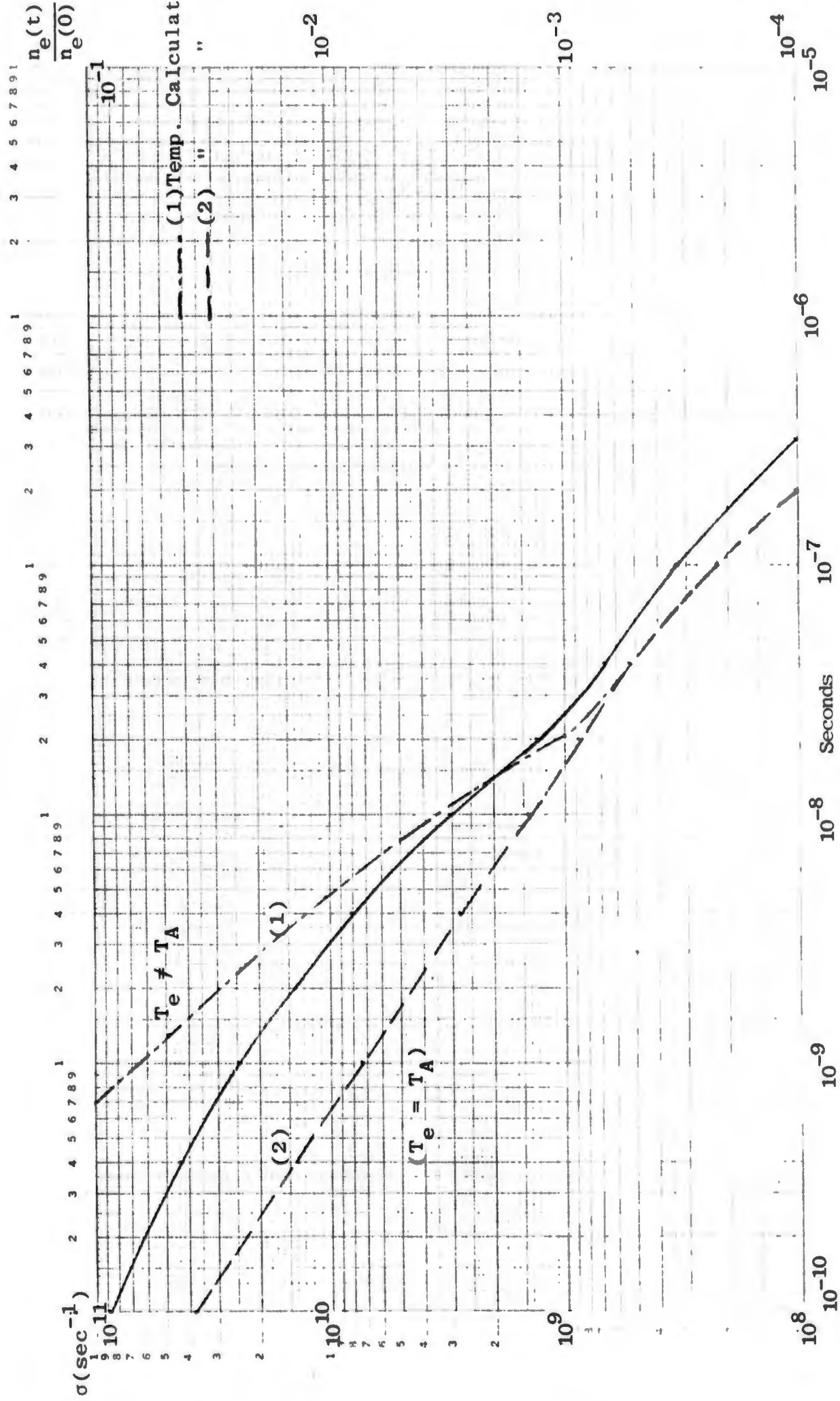


Figure 2: Conductivity  $\sigma(\text{sec}^{-1})$  and relative electron concentration from an instantaneous pulse of ionizing radiation,  $q(t) = 7.3 \times 10^{17} \delta(t) \frac{\text{eV}}{\text{cm}^3 \text{sec}}$ .

From consideration of Table V, it is clear that the low temperature momentum transfer frequency is dominated by water if the water vapor concentration is sufficiently high. For example, at 75% relative humidity in ambient sea level air, the contributions of  $H_2O$  and  $N_2$  to  $\nu_m$  are roughly equal near  $kT_e = 0.07eV$  or  $T_e \sim 800^\circ K$ , and at lower temperatures water dominates. Thus, the dominant effect of water vapor on the low temperature conductivity may be easily accounted for -- decreasing the conductivity according to Table V.

Less easy to treat is the  $\xi$ -field heating term in the electron energy swarm equation -- increasing the water vapor content corresponds to a slightly weaker field at low temperatures. In practice, however, when the  $\xi$ -field is important the electron temperature remains high enough so that the sensitivity to water vapor is unimportant.

Finally, the long term persistence of relatively high concentrations of  $O_3$ ,  $NO$  and  $NO_2$  is important. At  $10^{-5}$  sec, when  $T_e = T_A = 394^\circ K$ , practically none of these species would be expected in KTE. Even for the small dose treated here, however, we find:

$$\begin{aligned} (O_3) &= 1.5 \times 10^{16} / \text{cm}^3 \\ (NO) &= 5.5 \times 10^{15} \\ (NO_2) &= 9.3 \times 10^{14} \end{aligned}$$

For problems numbered 2-7 the source and field are taken to be

$$\begin{aligned}
 q(t) &= q_0 (t/\tau_1), & (t \leq \tau_1) \\
 &= q_0, & (\tau_1 \leq t \leq \tau_2) \\
 &= 0, & (t > \tau_2)
 \end{aligned}$$

and

$$\begin{aligned}
 \xi(t) &= \xi_0, & (t \leq \tau_1) \\
 &= 0, & (t > \tau_1)
 \end{aligned}$$

with  $\tau_1 = 2 \times 10^{-9}$  sec and  $\tau_2 = 10^{-8}$  sec.

Problem Two:

$$q_0 = 8.1 \times 10^{25} \left( \frac{\text{eV}}{\text{cm}^3 \text{sec}} \right) = 1.3 \times 10^{14} \left( \frac{\text{erg}}{\text{cm}^3 \text{sec}} \right)$$

$$\xi_0 = 0, \quad Q = \int_0^{\infty} q(t) dt = 1.2 \times 10^6 \text{ erg/cm}^3.$$

Problem Three:

Same as problem two except  $\xi_0 = 10^3$  v/cm. Results of problems two and three are only insignificantly different. The electron and gas temperatures,  $T_e$  and  $T_A$ , respectively, are presented in Figure 1 (solid line). Thus, the electron temperature is driven by the source, not the field -- for the chosen values. The conductivity,  $\sigma(\text{sec}^{-1})$ , is given in Figure 3.

Problem Four:

Same as problem three except  $\xi_0 = 10^4$  v/cm. The temperatures are in Figure 1 (dashed line) and the conductivity in Figure 3. For this field strength, the electron temperature is dominated by terms (3) and (4) of the energy swarm equation --

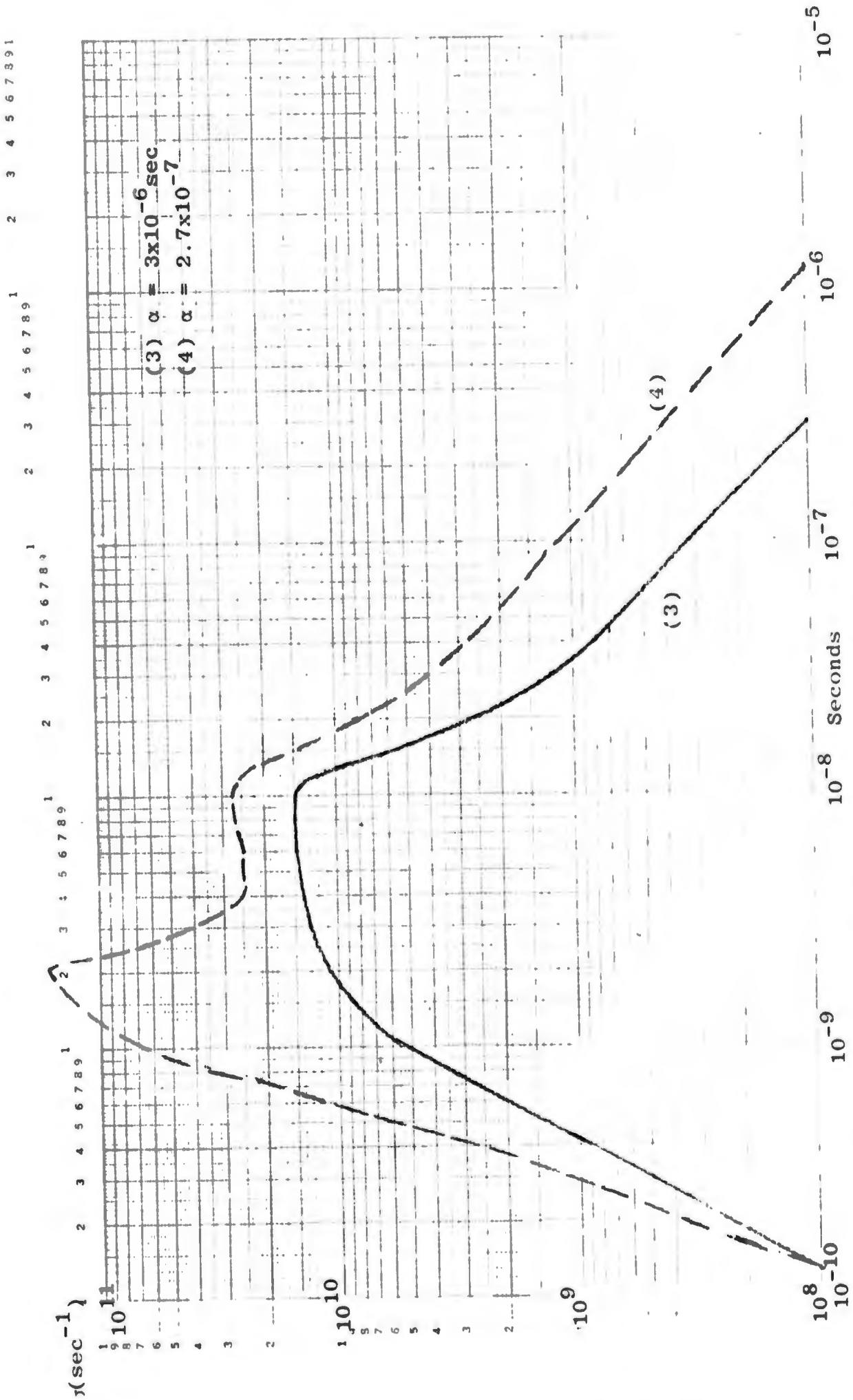


Figure 3: Conductivity  $\sigma(\text{sec}^{-1})$  vs. time.  
 (Note: for  $\sigma < 10^8 \text{ sec}^{-1}$ ,  $\sigma(t) \propto e^{-t/\alpha}$ )

Reproduced from  
 best available copy.

balancing the field heating against the loss due to collisional ionization. The result is an approximately constant electron temperature of  $\sim 11,000^\circ$  and a roughly constant electron production rate and rapidly rising conductivity until the field is turned off at  $t = 2 \times 10^{-9}$  sec, after which the solutions quickly approach the field-free case, except for the larger gas temperature obtained. The energy added by the field is  $6.1 \times 10^6$  erg/cm<sup>3</sup>.

Problem Five:

$$q_0 = 8.1 \times 10^{26} \left( \frac{\text{eV}}{\text{cm}^3 \text{sec}} \right) = 1.3 \times 10^{14} \left( \frac{\text{erg}}{\text{cm}^3 \text{sec}} \right)$$

$$Q = \int_0^{\infty} q(t) dt = 1.2 \times 10^7 \text{ erg/cm}^3$$

$$\xi_0 = 0$$

Problem Six:

Same as problem five except  $\xi_0 = 10^3$  v/cm. Again, the results of problem five and six are essentially the same. Temperatures are in Figure 4 (solid line) and the conductivity in Figure 5.

Problem Seven:

Same as problem six except  $\xi_0 = 10^4$  v/cm. The same remarks apply here as did to problem four -- only the numerical values differ. The total energy added by the field is  $1.24 \times 10^7$  erg/cm<sup>3</sup>.

1 2 3 4 5 6 7 8 9 1 2 3 4 5 6 7 8 9 1

1 2 3 4 5 6 7 8 9 1

1 2 3 4 5 6 7 8 9 1

$$q(t) = q_0 \left( \frac{t}{\tau_1} \right)$$

$$\xi = \xi_0$$

$$q = q_0$$

$$\xi = 0$$

$$q = 0$$

$$\xi = 0$$

$\xi$  (v/cm)

$q_0 \frac{\text{erg}}{\text{cm}^3 \text{sec}}$

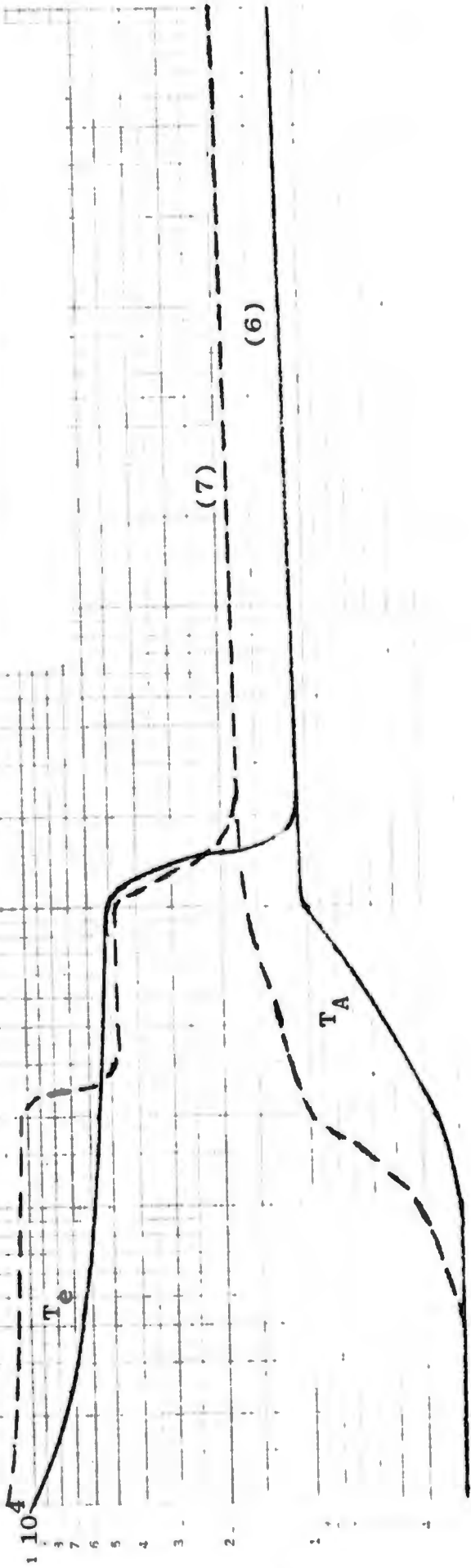
(6)  $1.3 \times 10^{15}$

$10^3$

(7)  $1.3 \times 10^{15}$

$10^4$

Temperature (°K)



10<sup>-5</sup>

10<sup>-6</sup>

10<sup>-7</sup>

10<sup>-8</sup>

10<sup>-9</sup>

10<sup>-10</sup>

Seconds

Figure 4: Electron temperature  $T_e$ , gas temperature  $T_A$  vs. time.

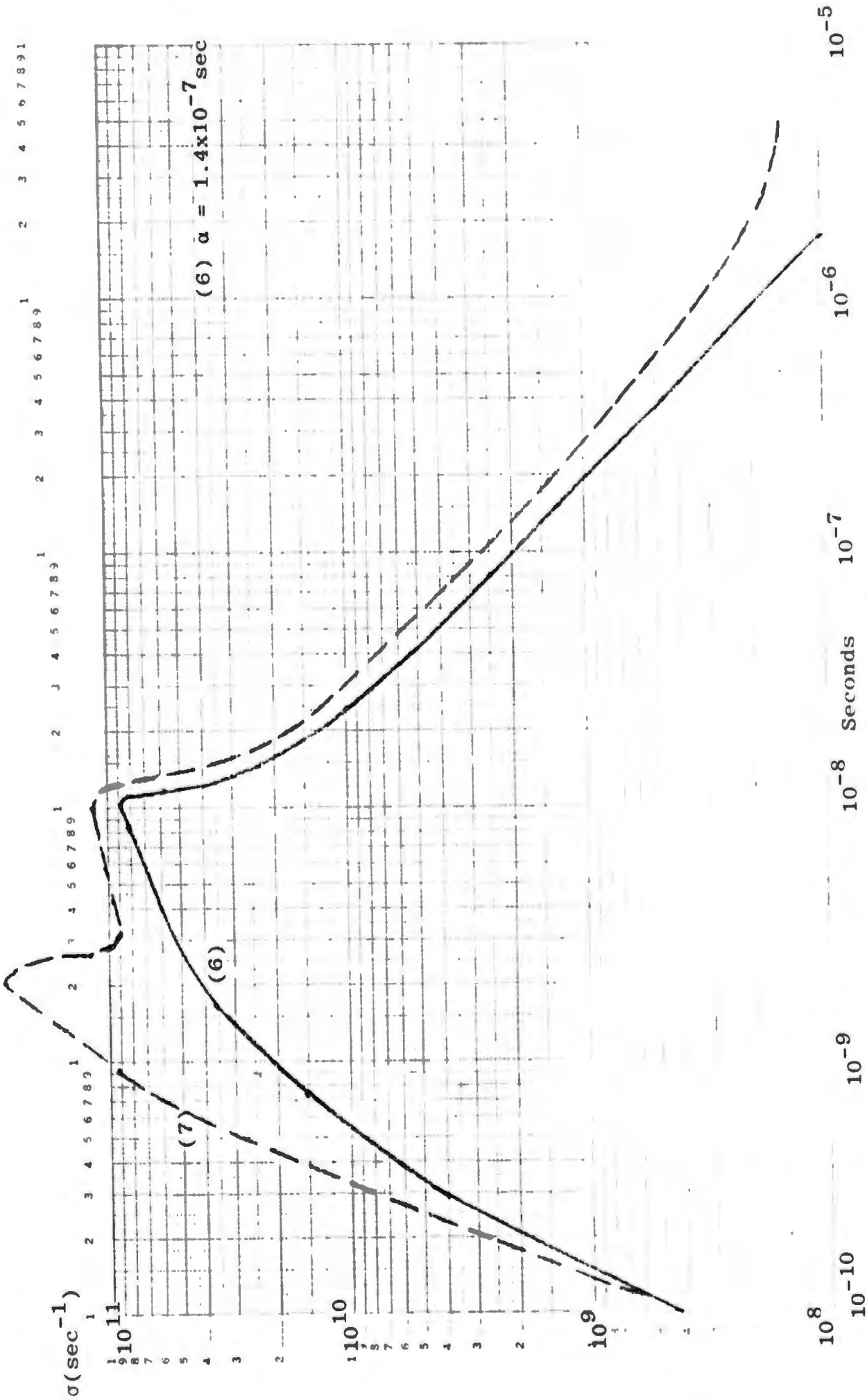


Figure 5: Conductivity ( $\text{sec}^{-1}$ ) vs. time.  
(Note: for  $\sigma < 10^{-8} \text{sec}^{-1}$ ,  $\sigma(t) \propto e^{-t/\alpha}$ )

#### 4.0 CONCLUSIONS

Results such as those we have summarized here are useful in delimiting domains of applicability of simpler electron temperature models -- such as field-driven, source-driven, and instantaneous -- and the time dependence of deviations therefrom. The detailed specie concentrations we have obtained may be useful to estimate spectral radiant emissions from air perturbed in such a fashion.

## REFERENCES

1. C.E. Baum, "Electron Thermalization and Mobility in Air," EMP Theoretical Note 12, DASA 1882-1 (May 1967).
2. C.F. Lebeda, "Free-free Emission from Gamma-Dosed Air," EGG Report EGG-1183-5034 (June 1974).
3. M.Scheibe, "An Analytic Model for Nuclear Induced D-Region Chemistry," Mission Research Report DNA-2920F, (Oct. 1972).
4. R. Gunton, R. Johnston, and J. Bradbury, "Metal Oxide Formation from Metal Releases in the E-Region," Lockheed Report LMSC-D177799, (June 1971).
5. R. Johnston, "Radiative Effects on the Propagation of Laser Supported Detonation Waves," Science Applications Report SAI-072-624-PA(to be published by Lawrence Livermore Laboratory) (June 1974).
6. F.R. Gilmore, "Preliminary Revised Production Rate Distribution for Bombarded Air," R&D Associates Memorandum (28 May 1974).
7. A.W. Ali, "The Physics and Chemistry of Two NRL Codes for the Disturbed E and F Regions," NRL Report 7578 (Oct. 1973).
8. Defense Nuclear Agency Reaction Rate Handbook - Second Edition, DNA 1948H (November 1972).
9. N. Kroll and K.M. Watson, Phys. Rev.A, 5, 1883 (1972).
10. D. Rapp and P. Englander-Golden, J. Chem. Phys., 43, 1464 (1965).
11. L. Huxley and R. Crompton in "Atomic and Molecular Processes," D.R. Bates, Editor, (Academic Press, New York, 1962).