

ADA020730

AVSCOM TECHNICAL REPORT 76-4, VOL 2

UH-1H FLAT RATE MANUAL

PARKS COLLEGE OF ST. LOUIS UNIVERSITY  
CAHOKIA, ILLINOIS 62206

JULY 1975

FINAL REPORT FOR PERIOD 1 APR 71 - 31 DEC 73

APPROVED FOR PUBLIC RELEASE;  
DISTRIBUTION UNLIMITED.

PREPARED FOR

US ARMY AVIATION SYSTEMS COMMAND

SYSTEMS PERFORMANCE ASSESSMENT DIVISION (DRSAV-LS)  
P.O. Box 209

ST. LOUIS, MO 63166



DDC  
RECEIVED  
FEB 19 1976  
RUSSELL  
D

12

DISCLAIMER

THE FINDINGS IN THIS REPORT ARE NOT TO BE CONSTRUED  
AS AN OFFICIAL DEPARTMENT OF THE ARMY POSITION UNLESS  
SO DESIGNATED BY OTHER AUTHORIZED DOCUMENTS.

DISPOSITION INSTRUCTIONS

DESTROY THIS REPORT WHEN NO LONGER NEEDED. DO NOT  
RETURN IT TO THE ORIGINATOR.

REPORT DOCUMENTATION PAGE		READ INSTRUCTIONS BEFORE COMPLETING FORM
1. REPORT NUMBER 76-4	2. GOVT ACCESSION NO.	3. RECIPIENT'S CATALOG NUMBER
4. TITLE (and Subtitle) UH-1H Flat Rate Manual, Vol. 2 Volume II	5. TYPE OF REPORT & PERIOD COVERED Final Report 1 Apr 71-31 Dec 73	6. PERFORMING ORG. REPORT NUMBER
7. AUTHOR(s) AL Hoffeldt Bernie Perant	8. CONTRACT OR GRANT NUMBER(s) DAAJ01-72-A-0027 (P66)	9. PROGRAM ELEMENT, PROJECT, TASK AREA & WORK UNIT NUMBERS
9. PERFORMING ORGANIZATION NAME AND ADDRESS Parks College of St. Louis University Cahokia, IL 62206	10. REPORT DATE Jul 1975	11. SECURITY CLASS. (of this report) UNCLASSIFIED
10. CONTROLLING OFFICE NAME AND ADDRESS Us Army Aviation Systems Command Systems Performance Assessment Div (DRSAV-LS) PO Box 209 St. Louis, MO 63166	12. MONITORING AGENCY NAME & ADDRESS (if different from Controlling Office) USAAVSCOM	13. DECLASSIFICATION/DOWNGRADING SCHEDULE
11. DISTRIBUTION STATEMENT (of this Report) Approved for Public Release; Distribution Unlimited.	14. DISTRIBUTION STATEMENT (of the abstract entered in Block 20, if different from Report)	15. SUPPLEMENTARY NOTES
12. KEY WORDS (Continue on reverse side if necessary and identify by block number) Flat Rate Data                      Task Times Maintenance Man-hour Times      TAMMS 2407 Data Man-hour Frequencies Man-hour Distributions	16. ABSTRACT (Continue on reverse side if necessary and identify by block number) The purpose of this Flat Rate Manual is to provide statistical man-hour parameters for the performance of tasks involved at the Organizational, Direct, and General maintenance levels for the UH-1H aircraft. It is intended for evaluating and predicting maintenance requirements and/or comparing the performance of an activity against a recognized standard.	

6

9

10

15

11

12

18

19

DDC  
RECEIVED  
FEB 19 1976  
D

409 200 ✓

JB

SECTION VII  
FUNCTIONAL GROUP 06  
HYDRAULIC SYSTEM

APPROVED BY	
DATE	Initial Section <input checked="" type="checkbox"/>
DATE	DATE DATED <input type="checkbox"/>
BY	
DATE	
DATE	

261 a

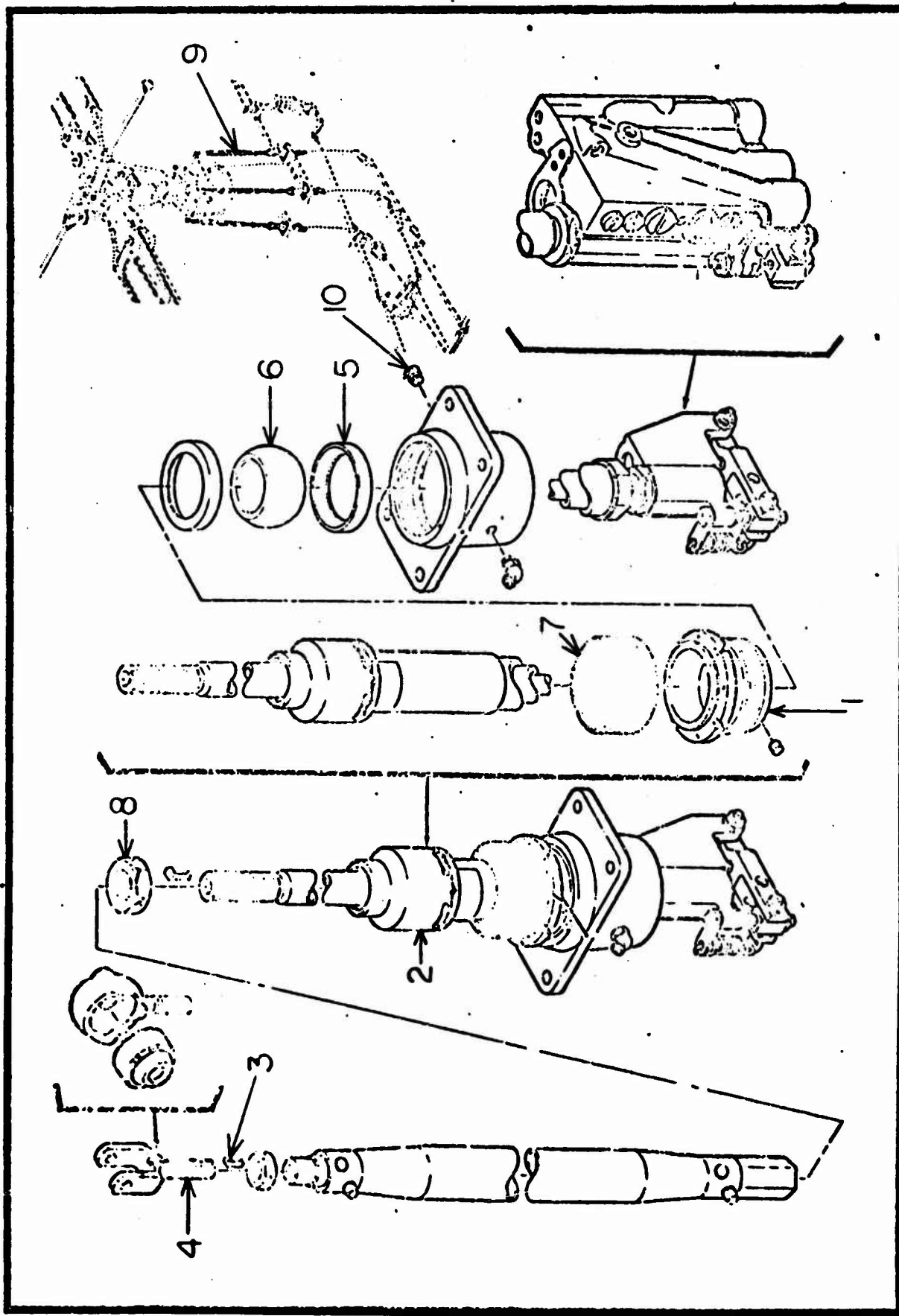


Figure 113 Cylinder Assembly, Cyclic Flight Control Hydraulic

UH-1H FLAT RATE DATA  
FUNCTIONAL GROUP 06  
REFERENCE FIGURE 113

ITEM NO.	NOMENCLATURE	FSN/PN	ACTION CODE	MAINT. LEVEL	MEAN	MEDIAN	MODE	STD. DEV.	SAMPLE SIZE
1	Nut	16501094854 53102229254 53105759397	Replace	Total Org. Supp.	0.8 * 0.7	0.5 * 0.5	0.5 * 0.5	0.542 * 0.928	17 * 15
2	Flight Control Servocylinder	16501336942 16501835949	Replace	Total Org. Supp.	4.4 4.3 4.6	4.0 4.0 4.0	2.0 2.0 4.0	2.696 2.567 2.981	1,327 943 384
			Adjust	Total Org. Supp.	1.8 1.2 1.8	1.5 1.0 2.0	1.0 2.0 1.0	1.071 0.600 0.938	86 31 43
			Repair	Total Org. Supp.	1.9 * 2.0	2.0 * 2.0	2.0 * 2.0	0.930 * 0.767	47 * 32
			Service	Total Org. Supp.	1.2 * 1.1	1.0 * 1.0	1.0 * 1.0	0.671 * 0.562	24 * 20
			Removed and Installed	Total Org. Supp.	2.8 * 2.7	2.5 * 2.0	4.0 * 2.0	1.219 * 1.109	46 * 26
			Checked Serviceable	Total Org. Supp.	2.4 * 2.6	2.0 * 2.0	2.0 * 2.0	0.822 * 0.787	8 * 7
3	Rod End Lock	53406218318 53407164661	Replace	Total Org. Supp.	1.5 * 1.6	1.0 * 1.5	1.0 * 1.0	0.992 * 1.008	29 * 17
4	Rod End Clevis	53409892983	Replace	Total Org. Supp.	1.9 * 1.9	2.0 * 2.0	2.0 * 2.0	0.323 * 0.346	8 * 7
5	Bushing	15607338320	Replace	Total Org. Supp.	1.1 * 1.0	1.0 * 1.0	0.5 * 0.5	0.562 * 0.539	18 * 16

\*Insufficient Data

UH-1H FLAT RATE DATA  
 FUNCTIONAL GROUP 06  
 REFERENCE FIGURE 113

ITEM NO.	NOMENCLATURE	FSN/PN	ACTION CODE	MAINT. LEVEL	MEAN	MEDIAN	MODE	STD. DEV.	SAMPLE SIZE	
6	Bearing	31208402729	Replace	Total	1.9	2.0	0.5	1.260	25	
				Org. Supp.	1.9	2.0	0.5	1.302	25	
7	Boot	15605838622	Replace	Total	1.5	1.0	1.0	0.779	142	
				Org.	1.5	1.0	1.0	0.825	95	
				Supp.	1.3	1.0	1.0	0.529	11	
8	Nut	53101671280	Replace	Total	0.9	0.8	0.5	0.615	28	
				Org.	*	*	*	*	*	
				Supp.	1.1	1.0	1.0	0.720	14	
				Total						
9	Connecting Link	16158721272	Replace	Total	1.8	2.0	1.0	0.882	48	
				Org.	2.5	2.5	3.0	0.545	17	
				Supp.	0.9	1.0	1.0	0.195	12	
10	Plug	53409492368	Replace	Total	1.3	1.0	2.0	0.619	10	
				Org. Supp.	1.4	1.0	2.0	0.624	8	
				Total						
				Org. Supp.						
				Total						
				Total						
				Org. Supp.						
				Total						
				Total						
				Org. Supp.						
				Total						

\*Insufficient Data

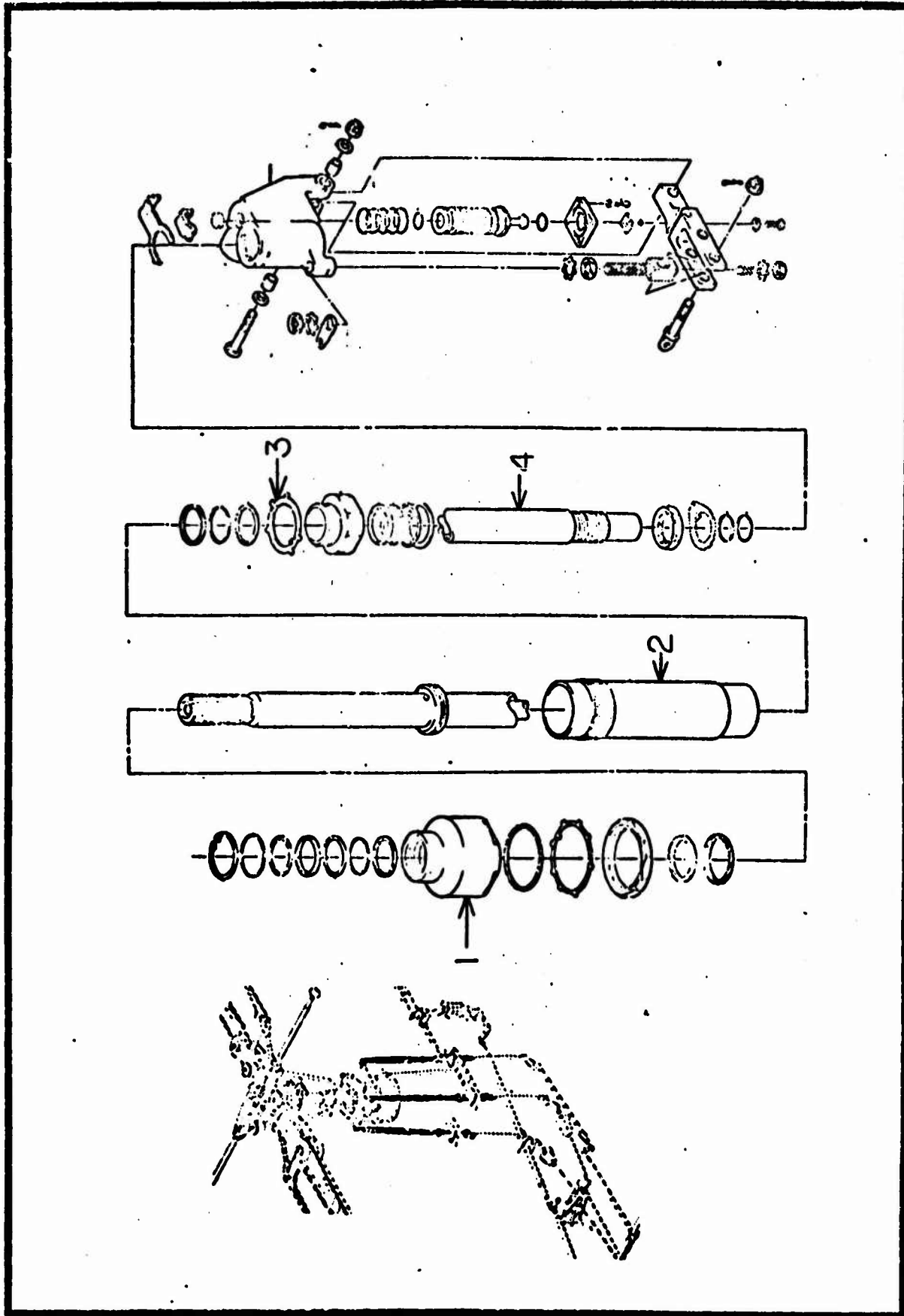


Figure 114 Servo Cylinder, Hydraulic

UH-1H FLAT RATE DATA  
FUNCTIONAL GROUP 06  
REFERENCE FIGURE 114

ITEM NO.	NOMENCLATURE	FSN/PN	ACTION CODE	MAINT. LEVEL	MEAN	MEDIAN	MODE	STD. DEV.	SAMPLE SIZE	
1	Cylinder Cap	16509086151	Replace	Total	1.3	1.0	0.5	0.845	11	
				Org. Supp.	1.2	1.0	0.5	0.867	*	
2	Cylinder	16508666029 16509559619	Replace	Total	4.2	4.0	4.0	1.169	14	
				Org. Supp.	4.8	4.0	4.0	0.984	6	
				Supp.	3.7	3.0	3.0	1.110	8	
3	Cap Retainer	16509444436	Replace	Total	0.9	1.0	1.0	0.510	8	
				Org. Supp.	0.9	1.0	1.0	0.510	*	
4	Piston Rod Assy	16509569938	Replace	Total	1.7	2.0	2.0	0.988	12	
				Org. Supp.	1.6	2.0	2.0	0.944	*	
				Total						
				Org. Supp.						
				Supp.						
				Total						
				Org. Supp.						
				Supp.						
				Total						
				Org. Supp.						
				Supp.						
				Total						
				Org. Supp.						
				Supp.						

\*Insufficient Data

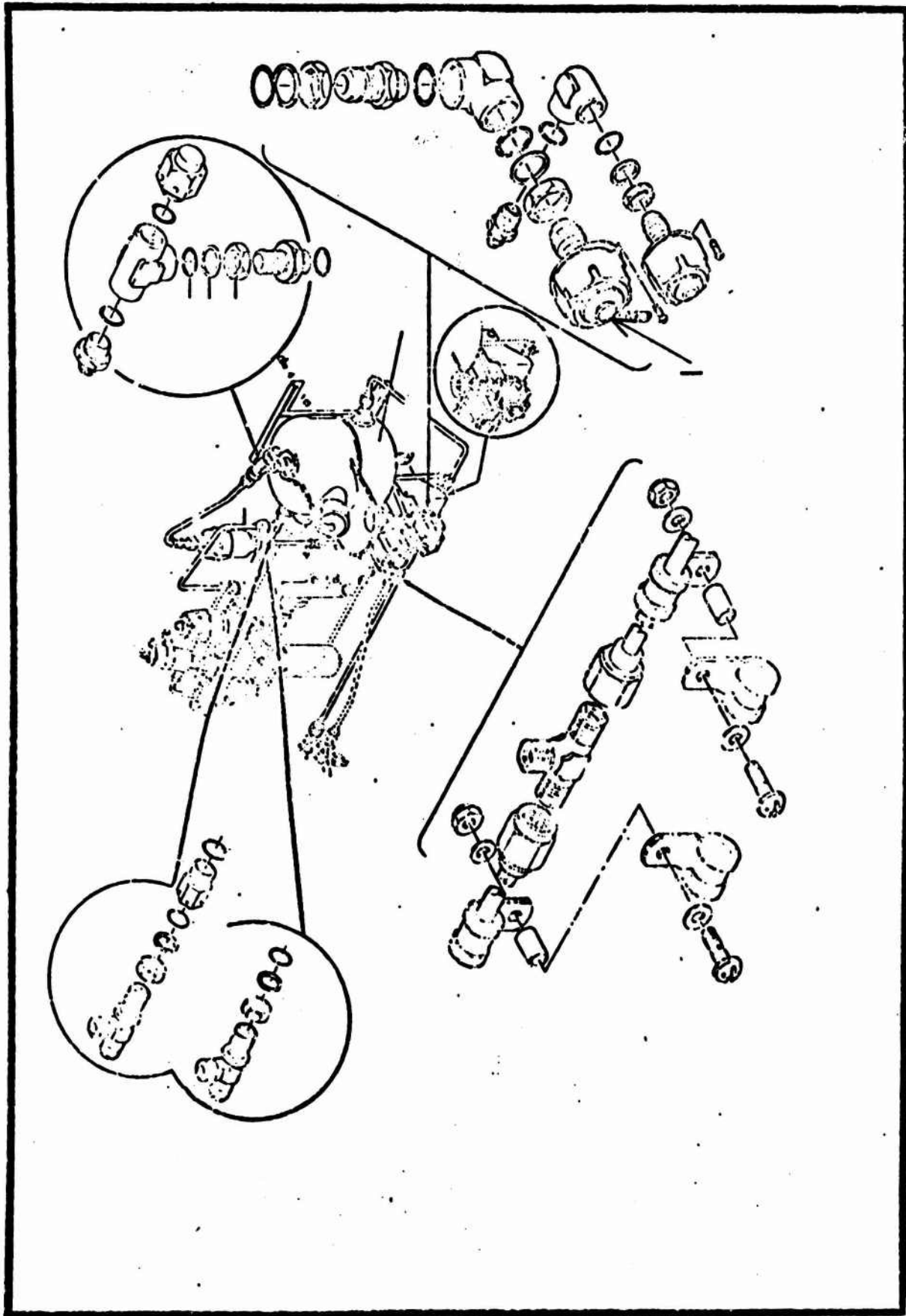


Figure 115 Hydraulic Installation, Flight Controls Reservoir Section

UH-1H FLAT RATE DATA  
 FUNCTIONAL GROUP 06  
 REFERENCE FIGURE 115

ITEM NO.	NOMENCLATURE	FSM/PN	ACTION CODE	MAINT. LEVEL	MEAN	MEDIAN	MODE	STD. DEV.	SAMPLE SIZE
1	Coupling Half	47300334550 47307090355 47308340068 47308721178 47308721179 47309242056	Replace	Total	2.1	2.0	1.0	1.167	123
				Org.	2.1	2.0	1.0	1.144	97
				Supp.	2.0	1.5	1.0	1.269	26
				Total					
				Org.					
				Supp.					
				Total					
				Org.					
				Supp.					
				Total					
				Org.					
				Supp.					
				Total					
				Org.					
				Supp.					
				Total					
				Org.					
				Supp.					
				Total					
				Org.					
				Supp.					
				Total					
				Org.					
				Supp.					

\*Insufficient Data

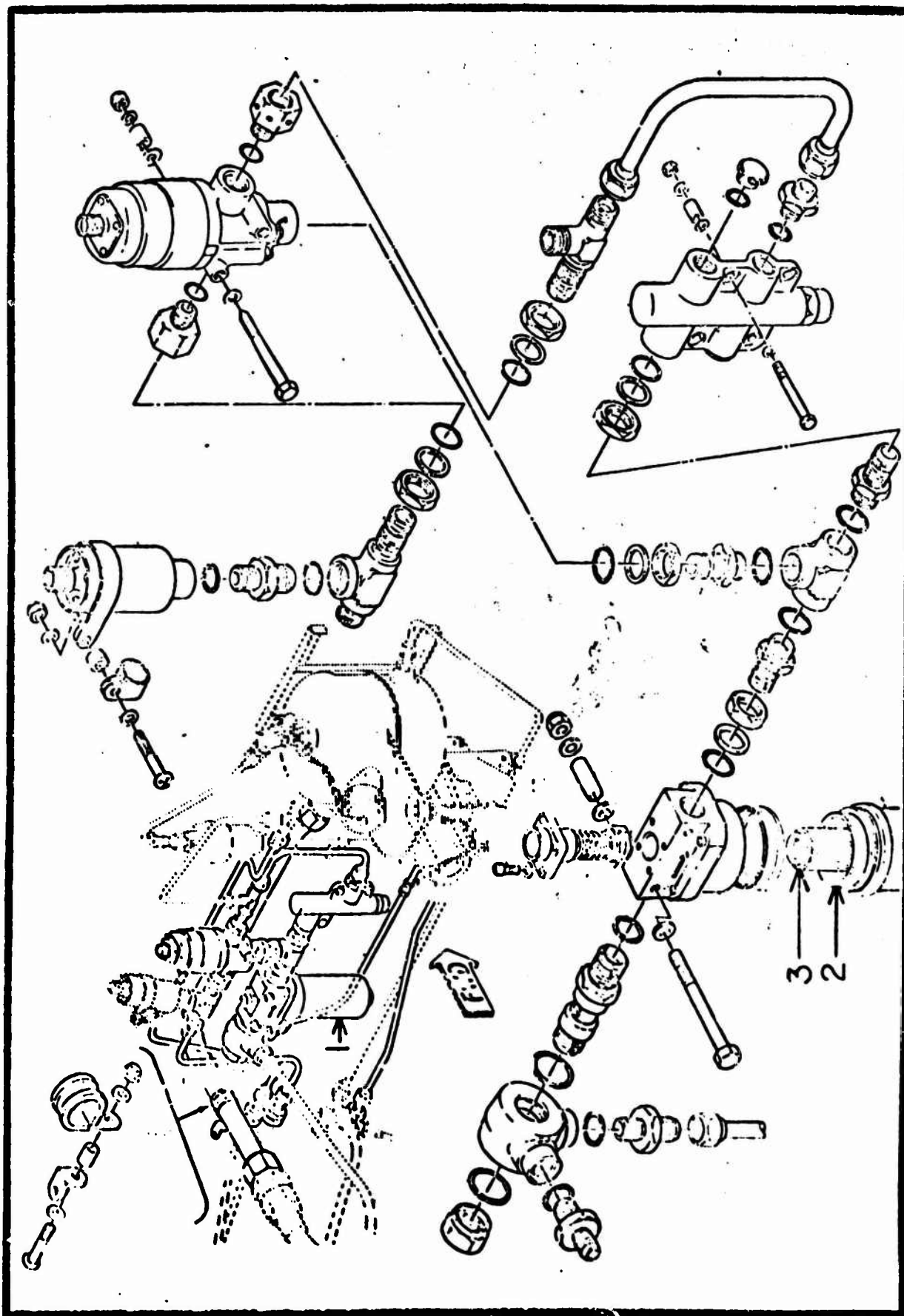


Figure 116 Hydraulic Installation, Flight Controls, Forward Inboard Section

UH-1H FLAT RATE DATA  
 FUNCTIONAL GROUP 06  
 REFERENCE FIGURE 116

ITEM NO.	NOMENCLATURE	FSN/PN	ACTION CODE	MAINT. LEVEL	MEAN	MEDIAN	MODE	STD. DEV.	SAMPLE SIZE
1	Pressure Filter Assy	16502886908	Replace	Total	0.9	0.5	0.5	0.481	171
				Org.	1.8	0.5	0.5	0.446	144
				Supp.	1.4	1.0	1.0	0.488	19
2	Packing	53305798156 53305841840 53307202859	Removed and Installed	Total	1.1	1.0	1.0	0.662	24
				Org.	*	*	*	*	*
				Supp.	0.9	1.0	1.0	0.459	10
3	Filter Element	43304422484 43305422060	Replace	Total	0.9	1.0	1.0	0.286	45
				Org.	*	*	*	*	*
				Supp.	1.0	1.0	1.0	0.281	20
				Total	1.5	1.0	1.0	1.070	668
				Org.	1.4	1.0	1.0	0.983	459
				Supp.	1.3	1.0	1.0	1.208	183
				Total					
				Org.					
				Supp.					
				Total					
				Org.					
				Supp.					

\*Insufficient Data

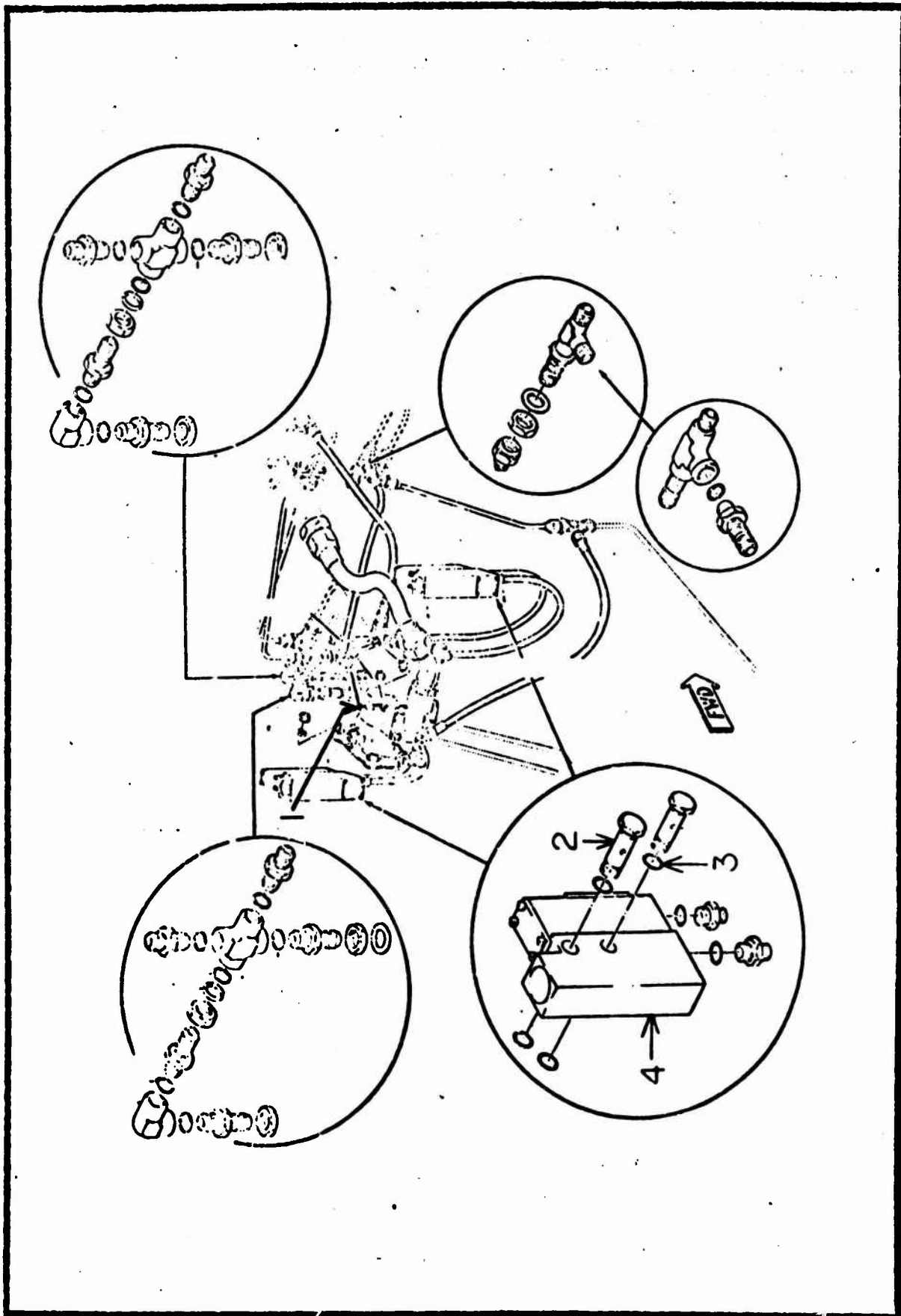


Figure 117 Hydraulic Installation, Flight Controls, Center Section

UH-1H FLAT RATE DATA  
FUNCTIONAL GROUP OF  
REFERENCE FIGURE 1.17

ITEM NO.	NOMENCLATURE	FSN/PN	ACTION CODE	MAINT. LEVEL	MEAN	MEDIAN	MODE	STD. DEV.	SAMPLE SIZE
1	Axial Piston Pump	16501761261 43201340980	Replace	Total	3.5	3.0	2.0	2.181	244
				Org.	3.4	3.0	2.0	2.148	169
				Supp.	3.8	3.0	2.0	2.231	75
2	Bolt	47307703483 47307703484	Removed and Installed	Total	1.4	1.0	1.0	0.793	41
				Org.	*	*	*	*	*
				Supp.	1.4	1.0	1.0	0.795	29
3	Packing	53305822133 53305840265	Replace	Total	0.9	1.0	1.0	0.269	26
				Org.	0.8	1.0	1.0	0.299	18
				Supp.	0.9	1.0	1.0	0.181	8
4	Irreversible Valve	48109920940	Replace	Total	0.9	1.0	1.0	0.645	647
				Org.	0.9	1.0	1.0	0.643	474
				Supp.	1.0	1.0	1.0	0.646	173
			Removed and Installed	Total	2.5	2.0	2.0	1.371	313
				Org.	2.5	2.0	2.0	1.337	306
				Supp.	2.1	2.0	2.0	0.243	23
			Total	Org.	1.5	1.5	1.0	0.473	20
				Supp.	*	*	*	*	*
				Total	1.5	1.5	2.0	0.500	9
			Total	Org.					
				Supp.					
				Total					
			Total	Org.					
				Supp.					
				Total					
			Total	Org.					
				Supp.					
				Total					

\*Insufficient Data

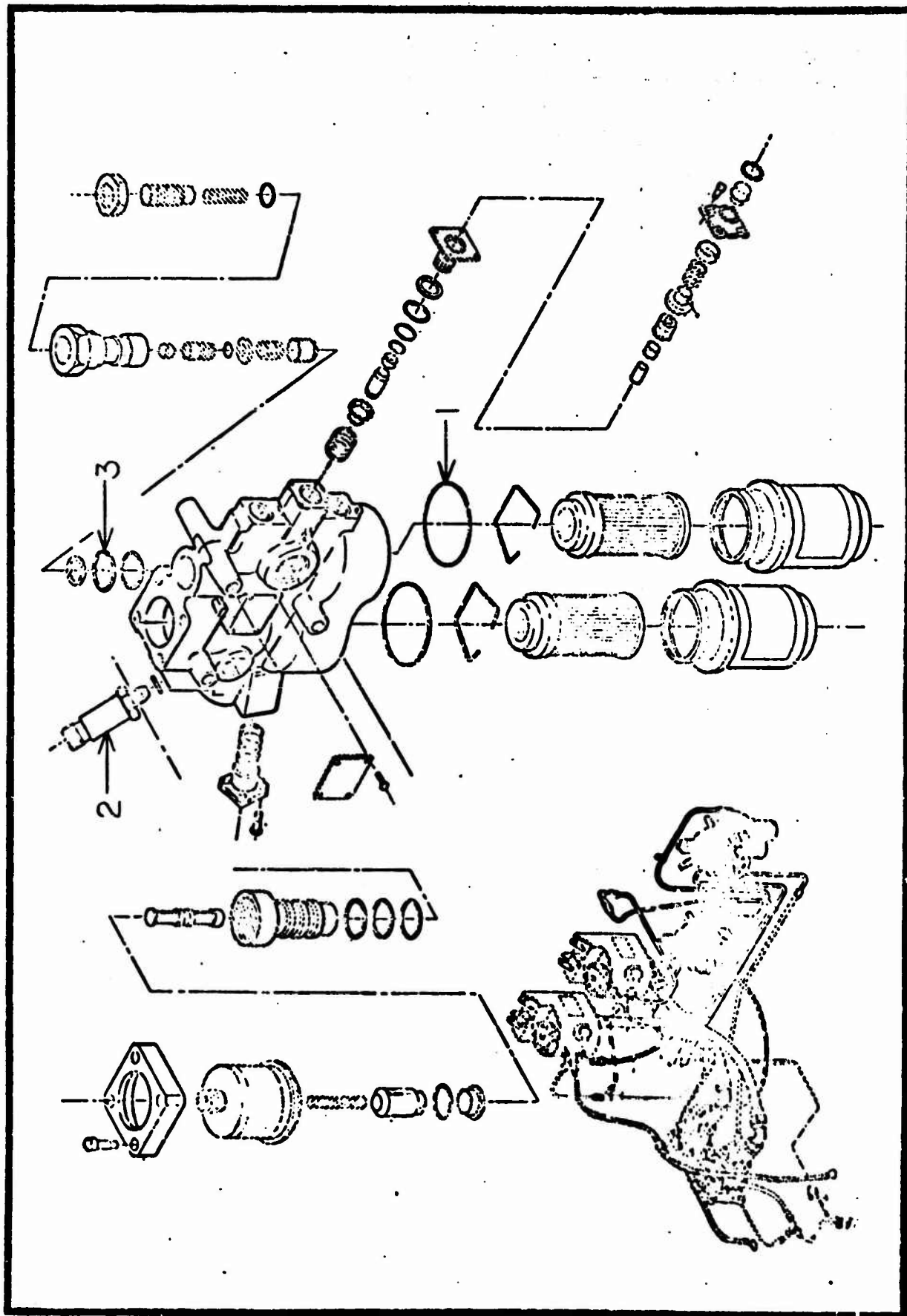


Figure 118 Modular Hydraulic Unit Assembly

**UH-1H FLAT RATE DATA  
FUNCTIONAL GROUP 06  
REFERENCE FIGURE 113**

ITEM NO.	NOMENCLATURE	FSN/PN	ACTION CODE	MAINT. LEVEL	MEAN	MEDIAN	MODE	STD. DEV.	SAMPLE SIZE	
1	Packing	53301965385 53305840263 53306843419 53308045695 53308184591	Replace	Total	1.0	1.0	1.0	0.644	271	
				Org.	1.1	1.0	1.0	0.635	192	
				Supp.	0.9	1.0	1.0	0.495	55	
2	Pressure Switch	59309397584	Replace	Total	1.0	1.0	1.0	0.351	7	
				Org.	1.0	1.0	1.0	0.351	7	
				Supp.	*	*	*	*	*	
3	Packing	53305822855 53305840266 53305857723 53306409613	Replace	Total	0.9	1.0	1.0	0.534	296	
				Org.	0.9	1.0	1.0	0.549	197	
				Supp.	0.8	1.0	1.0	0.268	80	
				Total						
				Org.						
				Supp.						
				Total						
				Org.						
				Supp.						
				Total						
				Org.						
				Supp.						

\*Insufficient Data

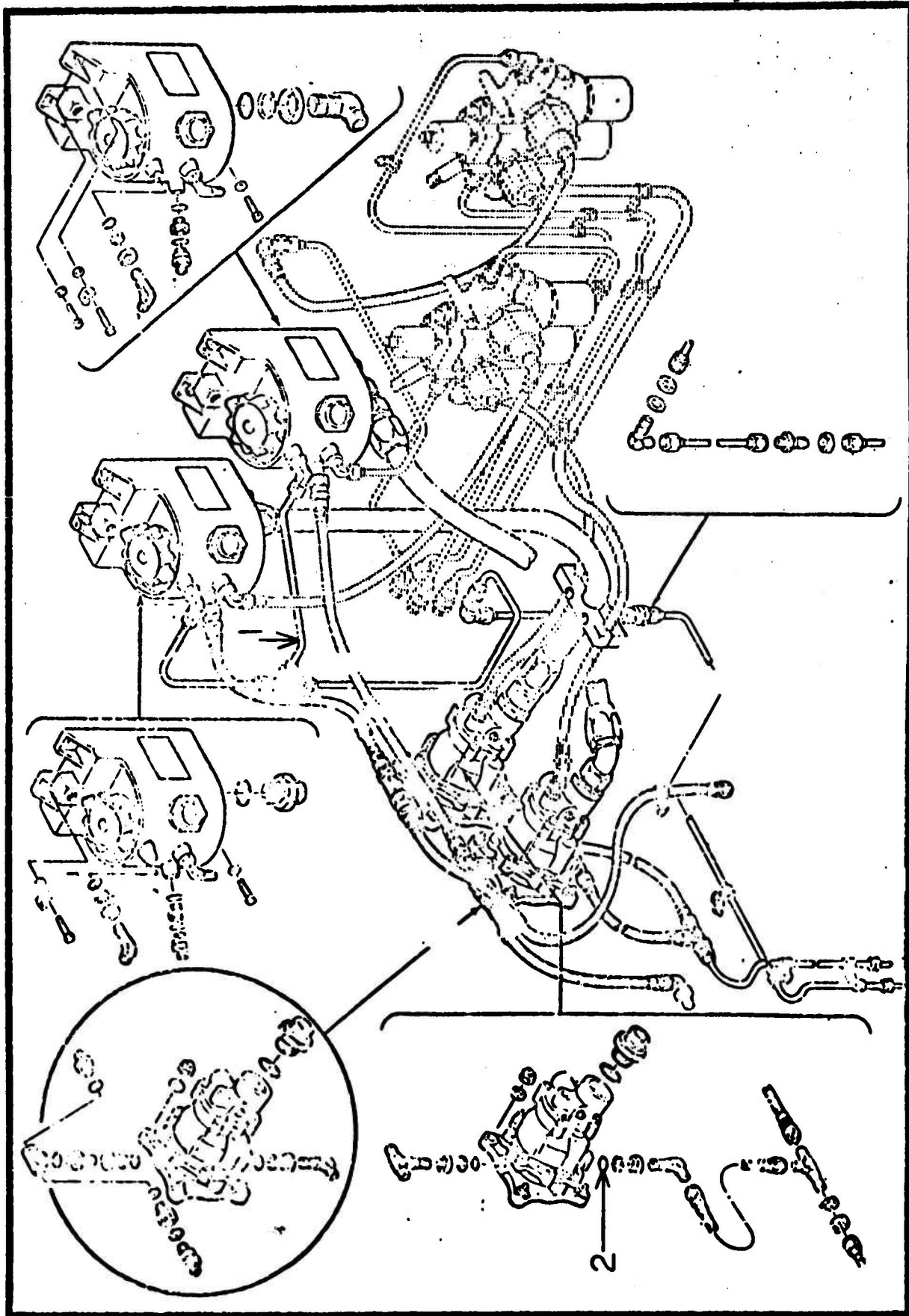


Figure 119 Hydraulic Installation, Dual System, Reservoir Section

**UH-1H FLAT RATE DATA  
FUNCTIONAL GROUP OF  
REFERENCE FIGURE 119**

ITEM NO.	DESCRIPTION	FSN/PN	ACTION CODE	MAINT. LEVEL	MEAN	MEDIAN	MODE	STD. DEV.	SAMPLE SIZE
1	Tube Assy	15608721183 15608721188 15608721195 15608721209	Replace	Total	2.1	2.0	2.0	1.227	39
				Org.	2.2	2.0	1.0	1.294	27
				Supp.	2.7	3.0	3.0	0.756	7
				Checked Serviceable	0.5	0.5	0.5	0.000	5
2	Packing	53308052966 53308337491	Replace	Total	.9	1.0	1.0	0.592	651
				Org.	.9	1.0	1.0	0.557	456
				Supp.	1.0	1.0	1.0	0.664	195
				Total					
				Org.					
				Supp.					
				Total					
				Org.					
				Supp.					
				Total					
				Org.					
				Supp.					
				Total					
				Org.					
				Supp.					
				Total					
				Org.					
				Supp.					

\*Insufficient Data

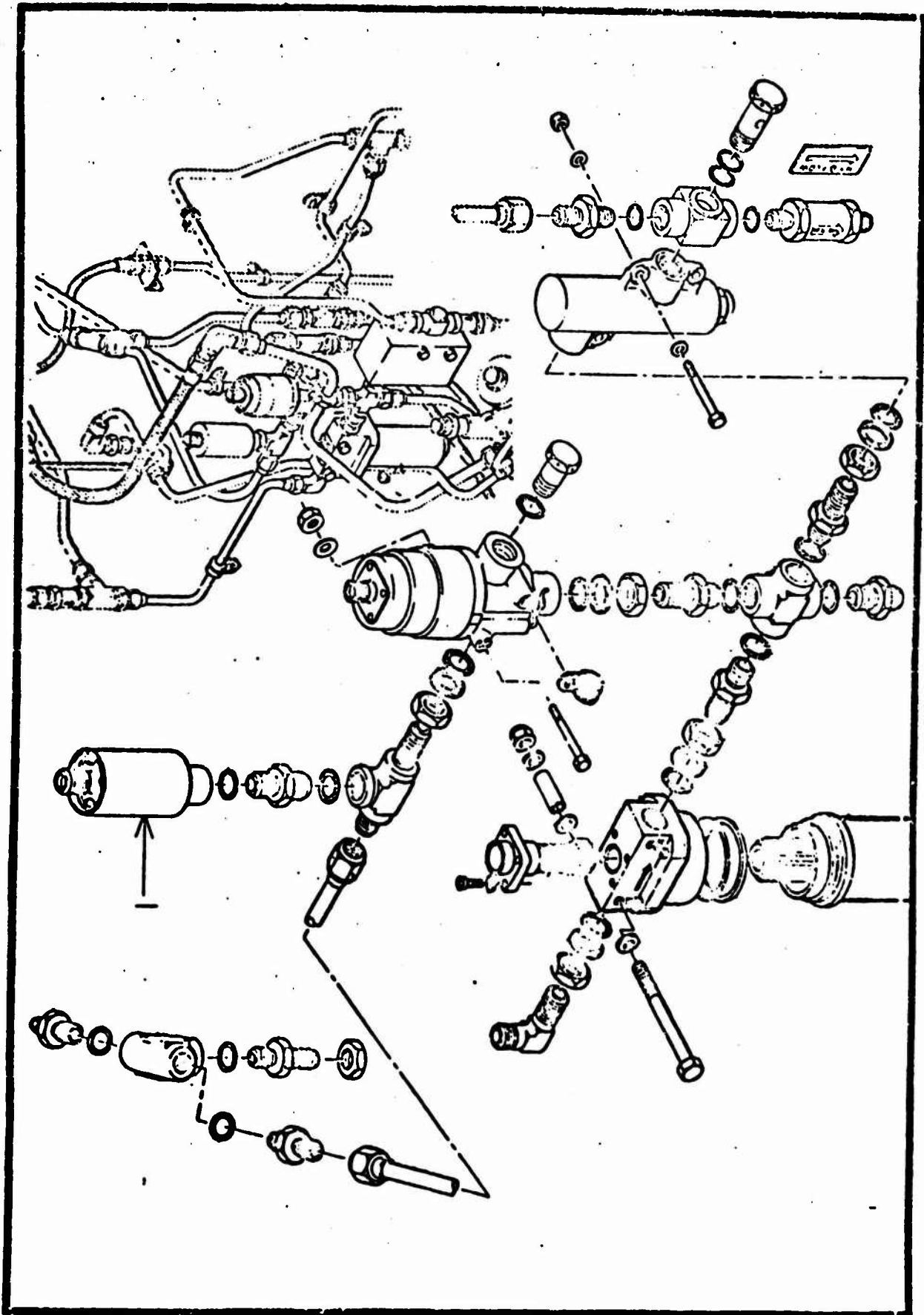


Figure 120 Hydraulic Installation, Forward Inboard Section

UH-1H FLAT RATE DATA  
 FUNCTIONAL GROUP 06  
 REFERENCE FIGURE 120

ITEM NO.	NOMENCLATURE	FSM/PN	ACTION CODE	MAINT. LEVEL	MEAN	MEDIAN	MODE	STD. DEV.	SAMPLE SIZE
1	Pressure Switch	59306463495	Replace	Total Org. Supp.	1.9 1.7 2.5	1.5 1.5 2.0	1.0 1.0 1.0	1.147 0.994 1.410	485 406 62
				Total Org. Supp.					
				Total Org. Supp.					
				Total Org. Supp.					
				Total Org. Supp.					
				Total Org. Supp.					
				Total Org. Supp.					
				Total Org. Supp.					
				Total Org. Supp.					
				Total Org. Supp.					
				Total Org. Supp.					
				Total Org. Supp.					

\*Insufficient Data

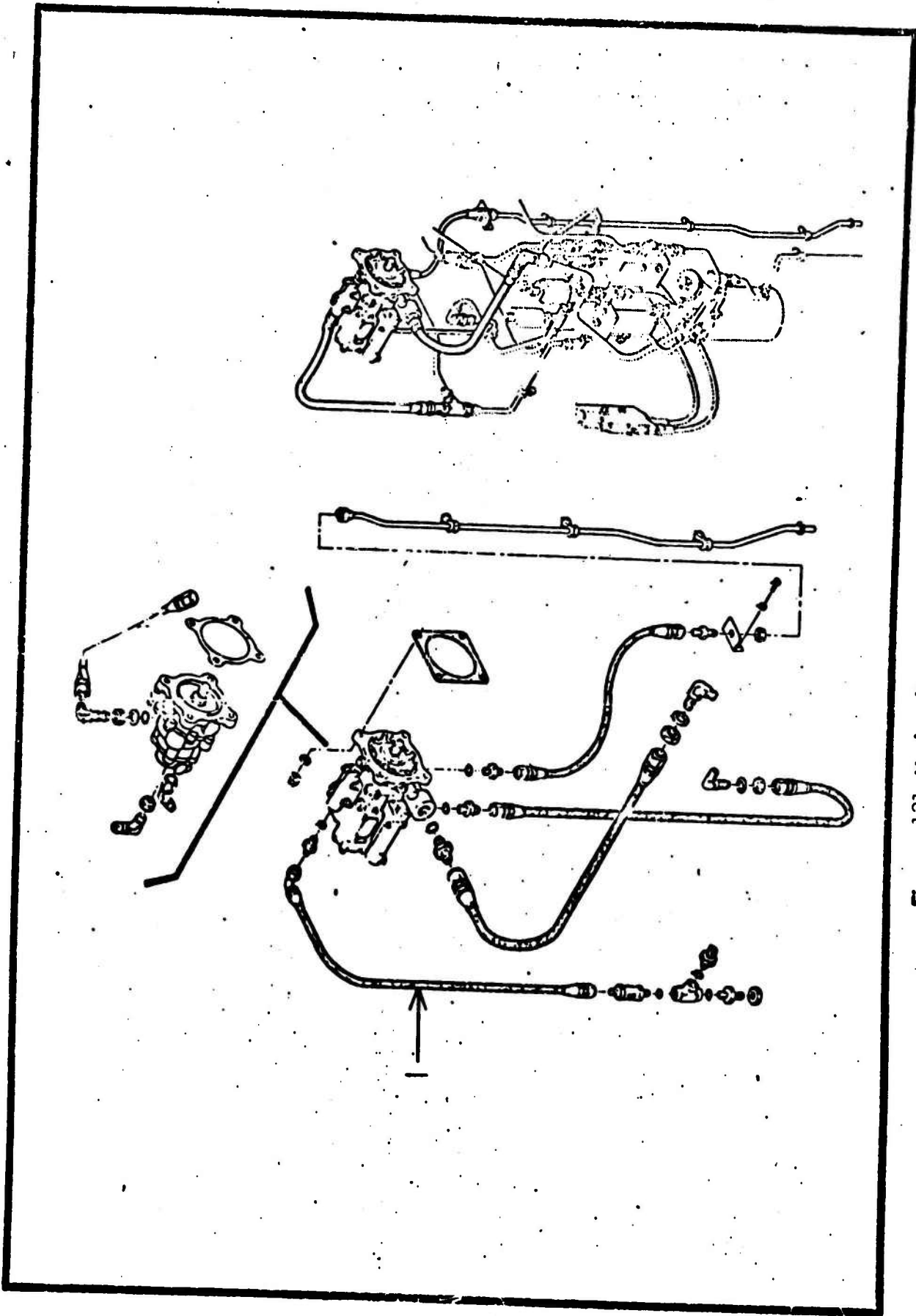


Figure 121 Hydraulic Installation, Pump Section

**UH-1H FLAT RATE DATA  
FUNCTIONAL GROUP 06  
REFERENCE FIGURE 121**

ITEM NO.	NOMENCLATURE	FSN/PN	ACTION CODE	MAINT. LEVEL	MEAN	MEDIAN	MODE	STD. DEV.	SAMPLE SIZE			
1	Hose Assy	47209667494	Replace	Total	1.4	1.0	1.0	0.482	15			
				Org.	1.3*	1.0*	1.0*	0.405*	14*			
				Supp.								
							Total					
							Org.					
							Supp.					
							Total					
							Org.					
							Supp.					
							Total					
							Org.					
							Supp.					

\*Insufficient Data

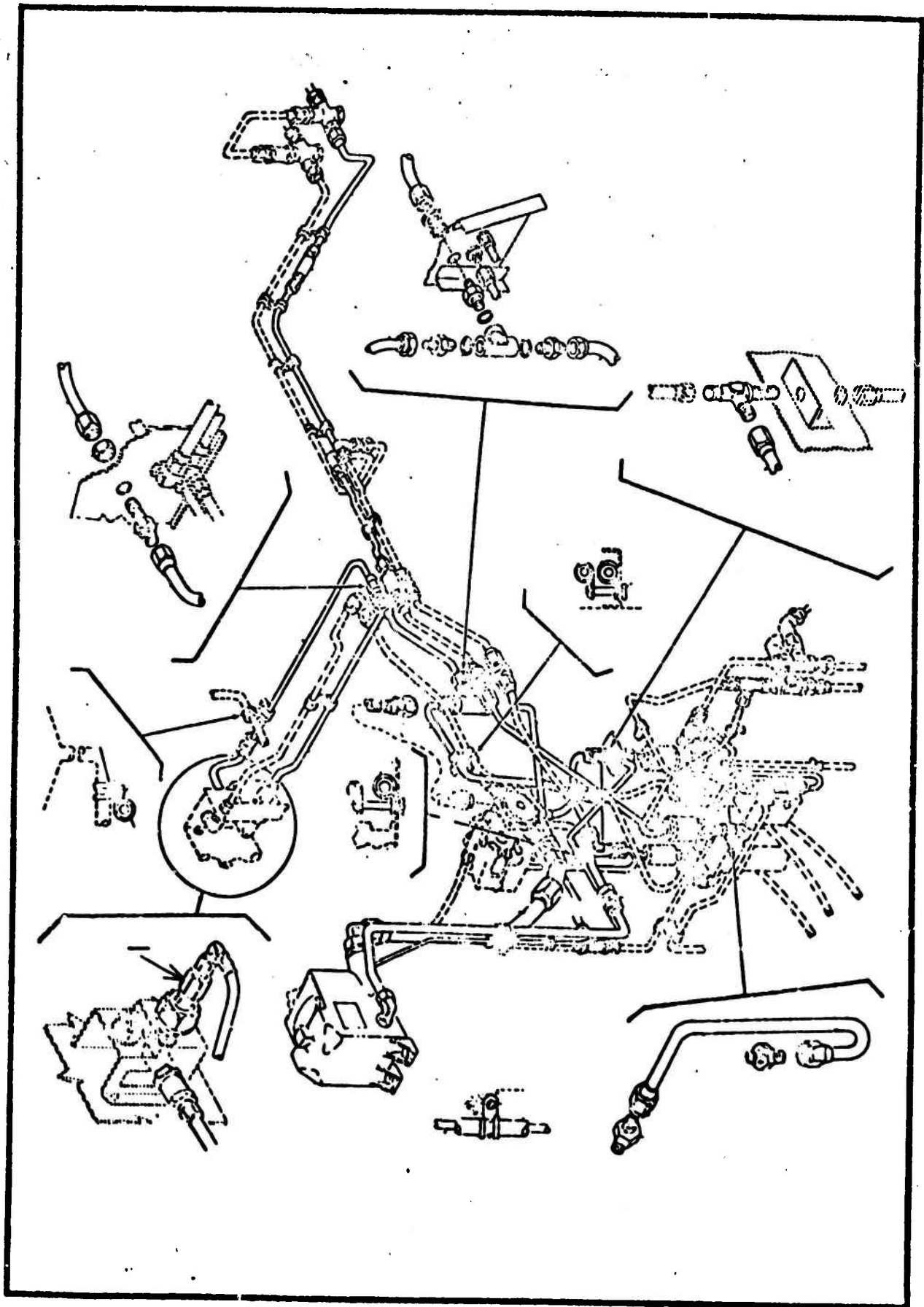


Figure 122 Hydraulic Installation, Aft Section

UH-1H FLAT RATE DATA  
FUNCTIONAL GROUP 06  
REFERENCE FIGURE 122

ITEM NO.	NOMENCLATURE	FSN/PN	ACTION CODE	MAINT. LEVEL	MEAN	MEDIAN	MODE	STD. DEV.	SAMPLE SIZE
1	Coupling Assy	47309232763	Replace	Total	1.2	1.0	1.0	0.570	69
				Org.	1.2	1.0	1.0	0.546	51
				Supp.	1.1	1.0	1.0	0.491	16
				Total					
				Org.					
				Supp.					
				Total					
				Org.					
				Supp.					
				Total					
				Org.					
				Supp.					
				Total					
				Org.					
				Supp.					
				Total					
				Org.					
				Supp.					
				Total					
				Org.					
				Supp.					

\*Insufficient Data

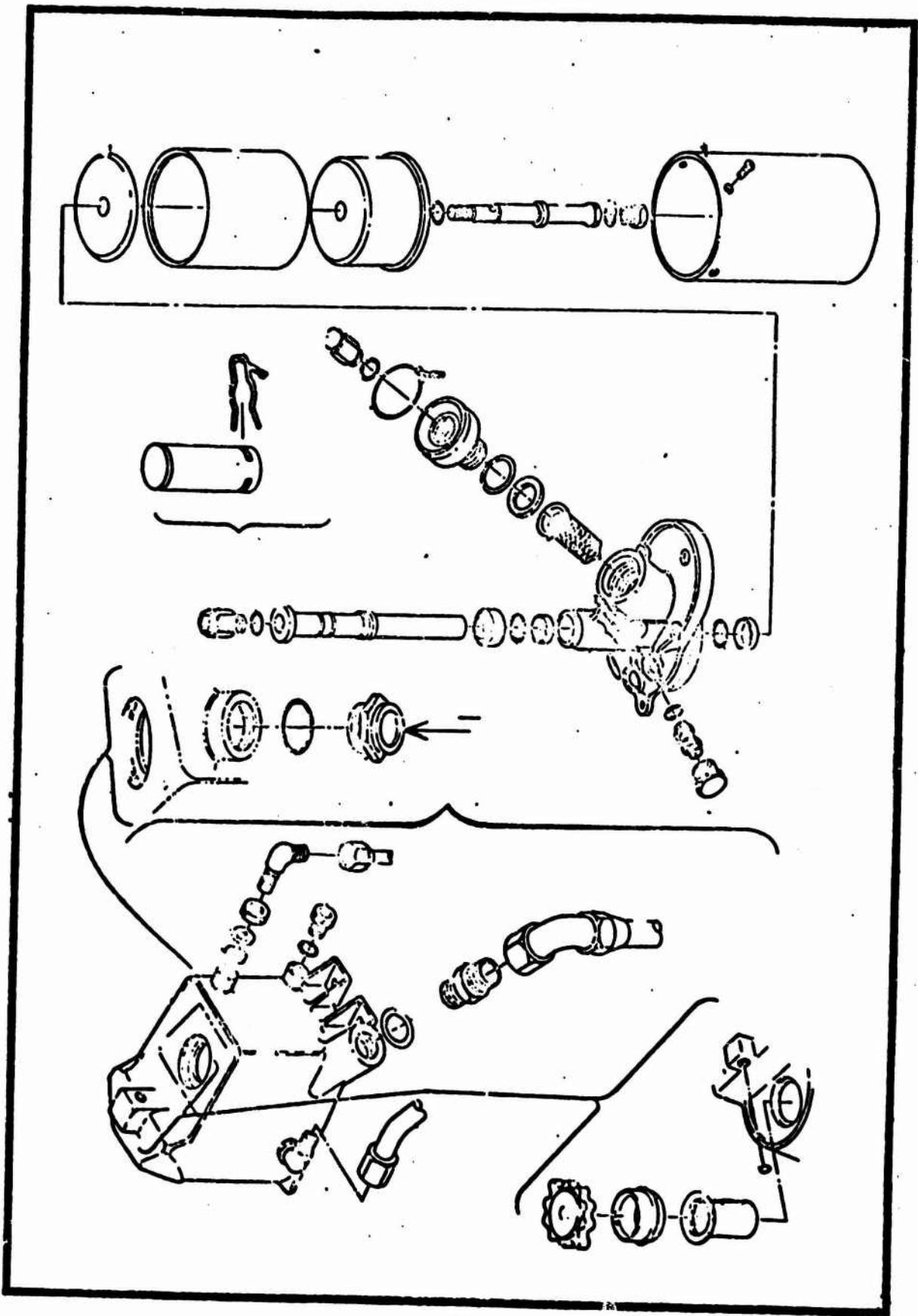


Figure 123 Reservoir Assembly, Hydraulic Airless

**UH-1H FLAT RATE DATA  
FUNCTIONAL GROUP 06  
REFERENCE FIGURE 123**

ITEM NO.	NOMENCLATURE	FSN/PN	ACTION CODE	MAINT. LEVEL	MEAN	MEDIAN	MODE	STD. DEV.	SAMPLE SIZE
1	Liquid Sight Indicator	66809052664	Replace	Total Org. Supp.	1.3 1.3 1.3	1.0 1.0 1.0	1.0 1.0 1.5	0.850 0.848 0.881	82 65 77
--	Hydraulic Fluid Tank	16507930614 16508668147 16509230629 16509869965	Service	Total Org. Supp.	0.7 0.6 0.7	0.5 0.5 0.5	0.5 0.5 0.5	0.440 0.207 0.272	25 15 8
				Total Org. Supp.					
				Total Org. Supp.					
				Total Org. Supp.					
				Total Org. Supp.					
				Total Org. Supp.					
				Total Org. Supp.					
				Total Org. Supp.					
				Total Org. Supp.					

\*Insufficient Data

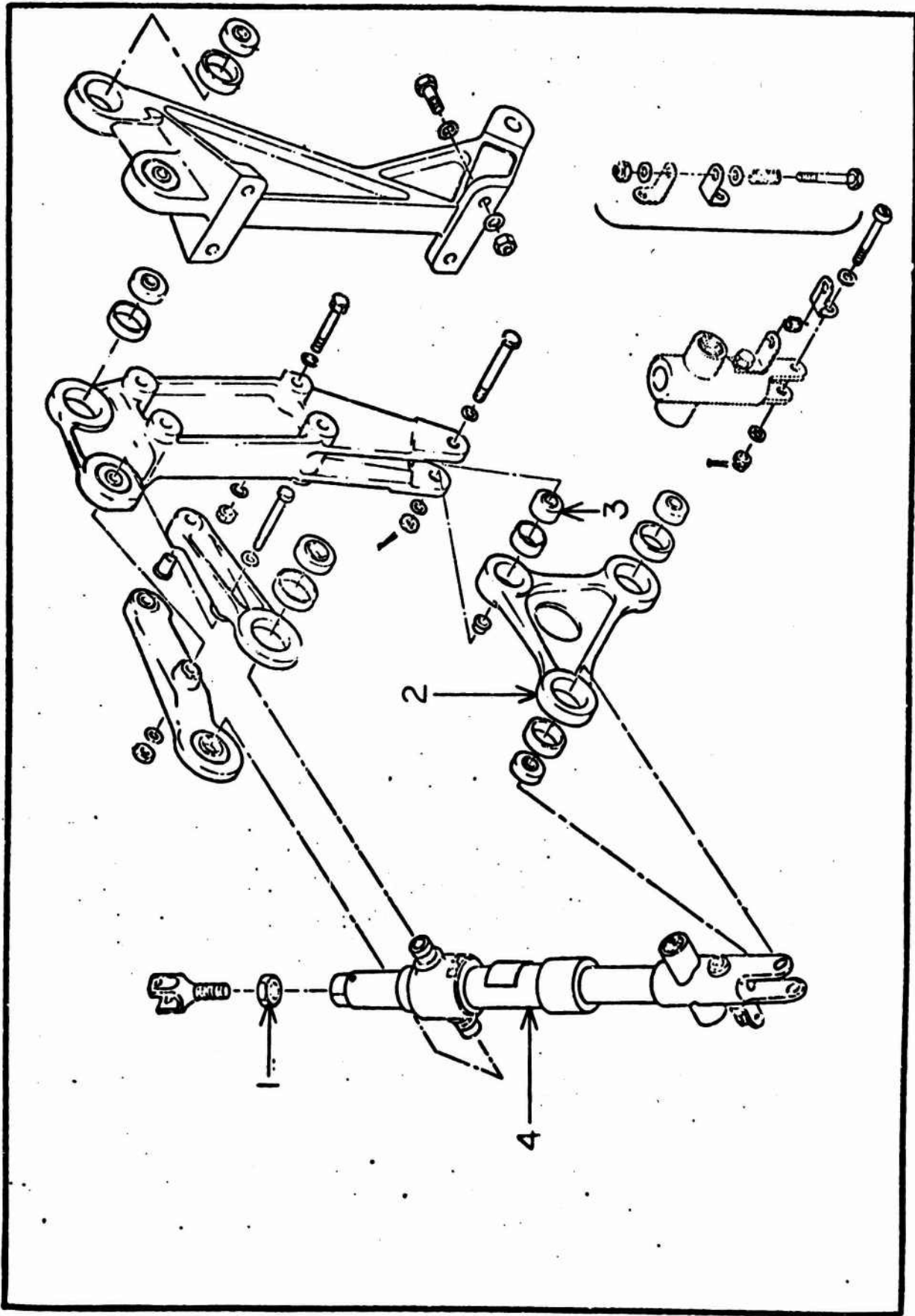


Figure 124 Cylinder and Support Assembly, Anti-Torque

**UH-1H FLAT RATE DATA  
FUNCTIONAL GROUP 06  
REFERENCE FIGURE 124**

ITEM NO.	NOMENCLATURE	FSN/PN	ACTION CODE	MAINT. LEVEL	MEAN	MEDIAN	MODE	STD. DEV.	SAMPLE SIZE	
1	Nut	53101671285 53101671302 53108071475	Replace	Total	1.0	1.0	1.0	0.572	14	
				Org.	0.9	1.0	1.0	0.535	7	
				Supp.	1.1	1.0	1.0	0.628	7	
2	Bellcrank Assy	15609910318	Replace	Total	1.3	1.0	1.0	0.526	50	
				Org.	1.4	1.0	1.0	0.532	41	
				Supp.	1.2	1.0	1.0	0.501	9	
3	Bearing	31101586295 31102710011 31106907299	Replace	Total	2.0	2.0	2.0	0.194	10	
				Org.	2.0	2.0	2.0	0.000	5	
				Supp.	2.0	2.0	2.0	0.292	5	
4	Hydraulic Servocyliner	16500142038 16509124122	Replace	Total	3.1	2.5	2.0	1.966	833	
				Org.	2.4	2.0	2.0	0.942	573	
				Supp.	2.1	2.0	2.0	0.704	98	
				Total						
				Org.						
				Supp.						
				Total						
				Org.						
				Supp.						
				Total						
				Org.						
				Supp.						
				Total						
				Org.						
				Supp.						
				Total						
				Org.						
				Supp.						

\*Insufficient Data

SECTION VIII  
FUNCTIONAL GROUP 08  
INSTRUMENT AND INSTRUMENT PANELS

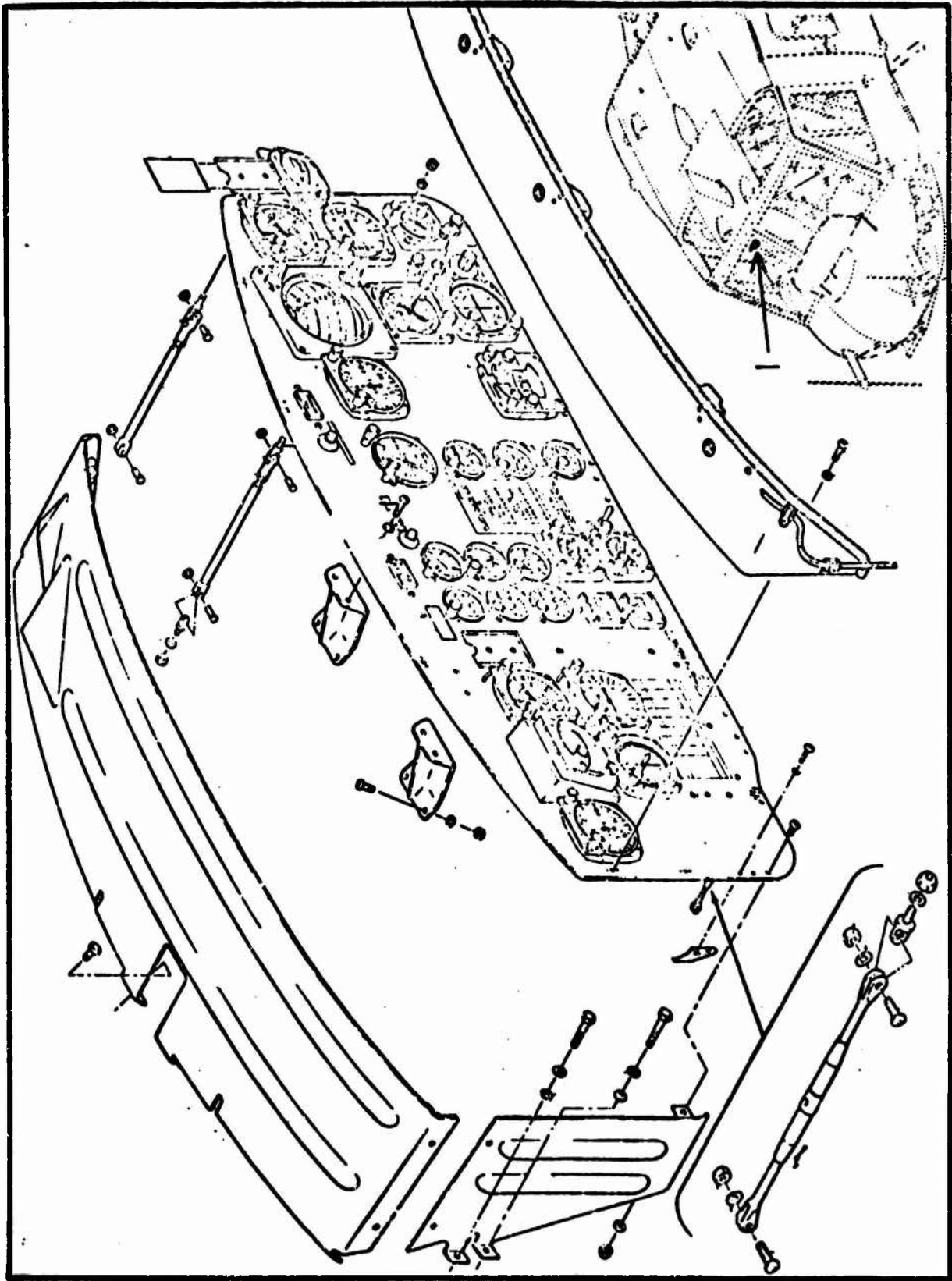


Figure 125 Panel and Pedestal Installation, Instrument

UH-1H FLAT RATE DATA  
 FUNCTIONAL GROUP 08  
 REFERENCE FIGURE 125

ITEM NO.	NOMENCLATURE	FSN/PN	ACTION CODE	MAINT. LEVEL	MEAN	MEDIAN	MODE	STD. DEV.	SAMPLE SIZE
1	Thermometer	6685575316 6685663237	Replace	Total	0.7	0.5	0.5	0.252	22
				Org.	0.7*	0.5*	0.5*	0.254*	21*
				Supp.					
				Total					
				Org.					
				Supp.					
				Total					
				Org.					
				Supp.					
				Total					
				Org.					
				Supp.					
				Total					
				Org.					
				Supp.					
				Total					
				Org.					
				Supp.					

\*Insufficient Data

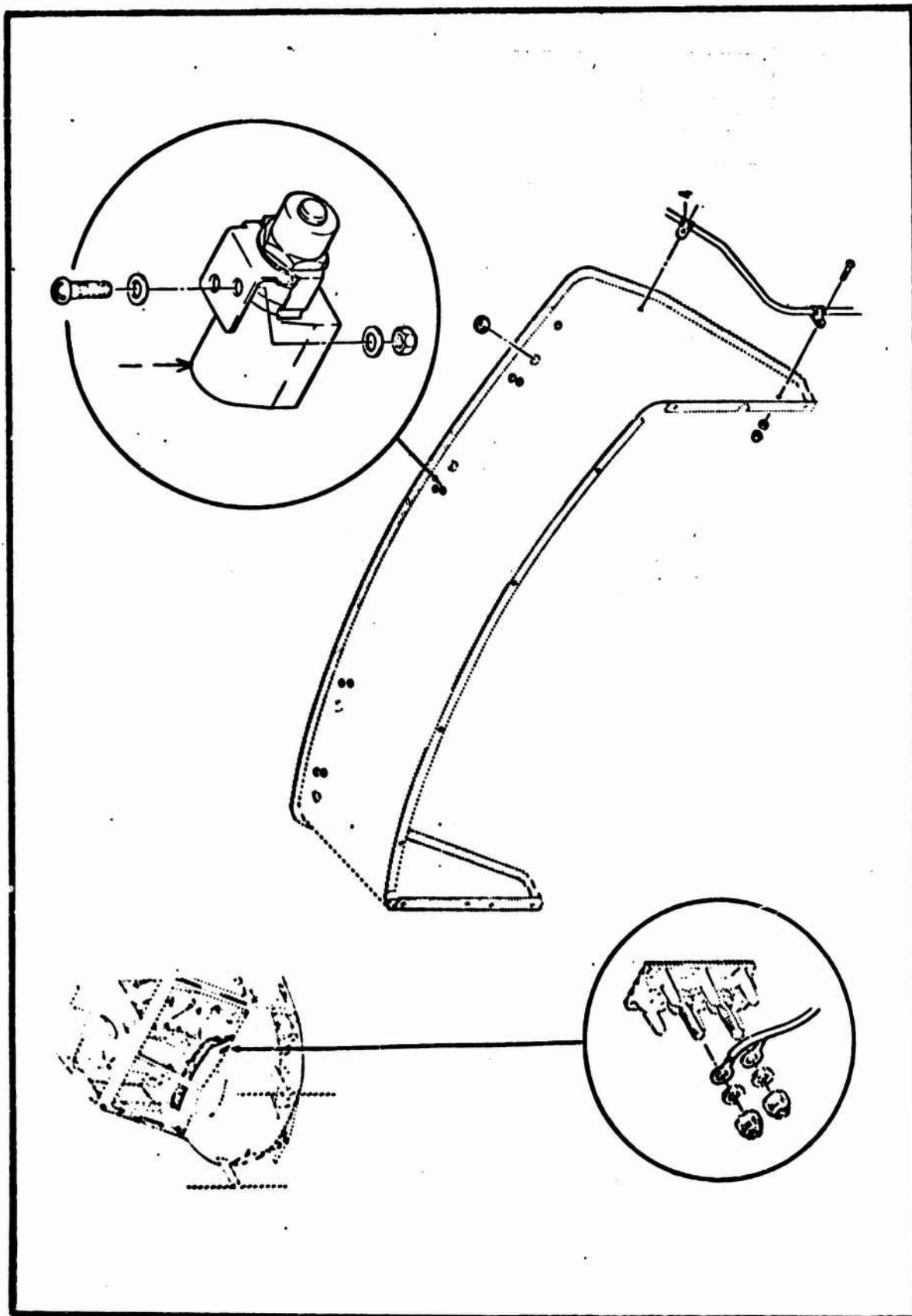


Figure 126 Glare Shield Assembly

UH-1H FLAT RATE DATA  
FUNCTIONAL GROUP 08  
REFERENCE FIGURE 126

ITEM NO.	NOMENCLATURE	FSN/PN	ACTION CODE	MAINT. LEVEL	MEAN	MEDIAN	MODE	STD. DEV.	SAMPLE SIZE
1	Light	62102840715 62106354700 62109506889	Replace	Total Org. Supp.	0.7 0.7 *	0.5 0.5 *	0.5 0.5 *	0.279 0.280 *	37 35 *
				Total Org. Supp.					
				Total Org. Supp.					
				Total Org. Supp.					
				Total Org. Supp.					
				Total Org. Supp.					
				Total Org. Supp.					
				Total Org. Supp.					
				Total Org. Supp.					
				Total Org. Supp.					

\*Insufficient Data

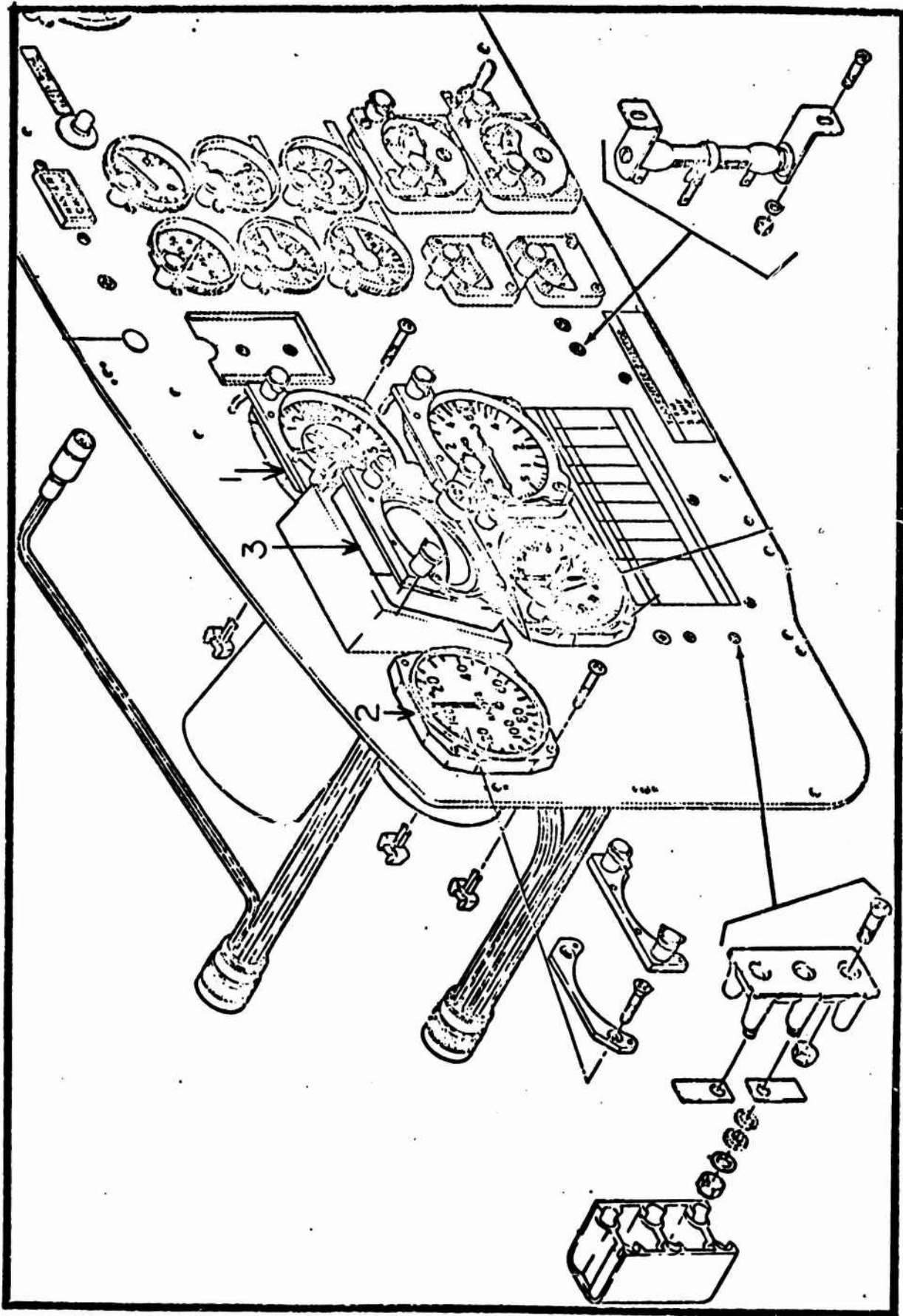


Figure 127 Panel Assembly, Instrument (Left Hand Section)

UH-1H FLAT RATE DATA  
 FUNCTIONAL GROUP 08  
 REFERENCE FIGURE 127

ITEM NO.	NOMENCLATURE	FSN/PN	ACTION CODE	MAINT. LEVEL	MEAN	MEDIAN	MODE	STD. DEV.	SAMPLE SIZE
1	Pressure Altimeter	66105573183 66109354323	Replace	Total	1.1	1.0	1.0	0.521	744
				Org.	1.0	1.0	1.0	0.505	657
				Supp.	1.5	1.0	1.0	0.495	64
			Adjust	Total	0.9	1.0	1.0	0.589	176
				Org.	0.8	0.6	0.5	0.550	98
				Supp.	1.0	1.0	1.0	0.621	73
2	Airspeed Indicator	66105264347	Service	Total	1.5	1.0	1.0	0.761	52
				Org.	1.1	1.0	1.0	0.507	18
				Supp.	1.5	1.5	2.0	0.528	27
			Tested	Total	0.6	0.5	0.5	0.255	56
				Org.	*	*	*	*	*
				Supp.	0.6	0.5	0.5	0.238	47
3	Attitude Indicator	66105573120 66106638791 66107317969	Replace	Total	1.1	1.0	1.0	0.565	174
				Org.	1.1	1.0	1.0	0.554	14
				Supp.	1.5	1.0	1.0	0.527	23
			Repair	Total	1.2	1.0	1.0	0.872	2,108
				Org.	1.2	1.0	1.0	0.830	1,753
				Supp.	1.1	1.0	1.0	0.717	318
			Service	Total	0.7	0.6	1.0	0.249	16
				Org.	0.9	0.6	1.0	0.397	6
				Supp.	*	*	*	*	*
				Total	1.2	1.0	1.0	0.607	37
				Org.	0.8	0.5	0.5	0.350	10
				Supp.	0.8	1.0	1.0	0.250	14
Initial Inspection	Total	0.2	0.2	0.2	0.089	46			
	Org.	*	*	*	*	*			
	Supp.	0.2	0.2	0.2	0.089	45			
Final Inspection	Total	0.3	0.3	0.5	0.161	61			
	Org.	*	*	*	*	*			
	Supp.	0.3	0.2	0.5	0.160	58			

\*Insufficient Data

**UH-1H FLAT RATE DATA  
FUNCTIONAL GROUP 08  
REFERENCE FIGURE 127**

ITEM NO.	NOMENCLATURE	FSN/PN	ACTION CODE	MAINT. LEVEL	MEAN	MEDIAN	MODE	STD. DEV.	SAMPLE SIZE
3	Attitude Indicator (Cont'd)	66105573120 66106638791 66107317969	Tested	Total	0.5	0.5	0.5	0.258	188
				Org.	0.7	1.0	1.0	0.307	21
				Supp.	0.5	0.5	0.5	0.209	130
			Removed	Total	0.5	0.5	0.5	0.071	19
				Org.	0.5	0.5	0.5	0.074	10
				Supp.	0.5	0.5	0.5	0.071	9
				Total					
				Org.					
				Supp.					
				Total					
				Org.					
				Supp.					
				Total					
				Org.					
				Supp.					
				Total					
				Org.					
				Supp.					
				Total					
				Org.					
				Supp.					

\*Insufficient Data

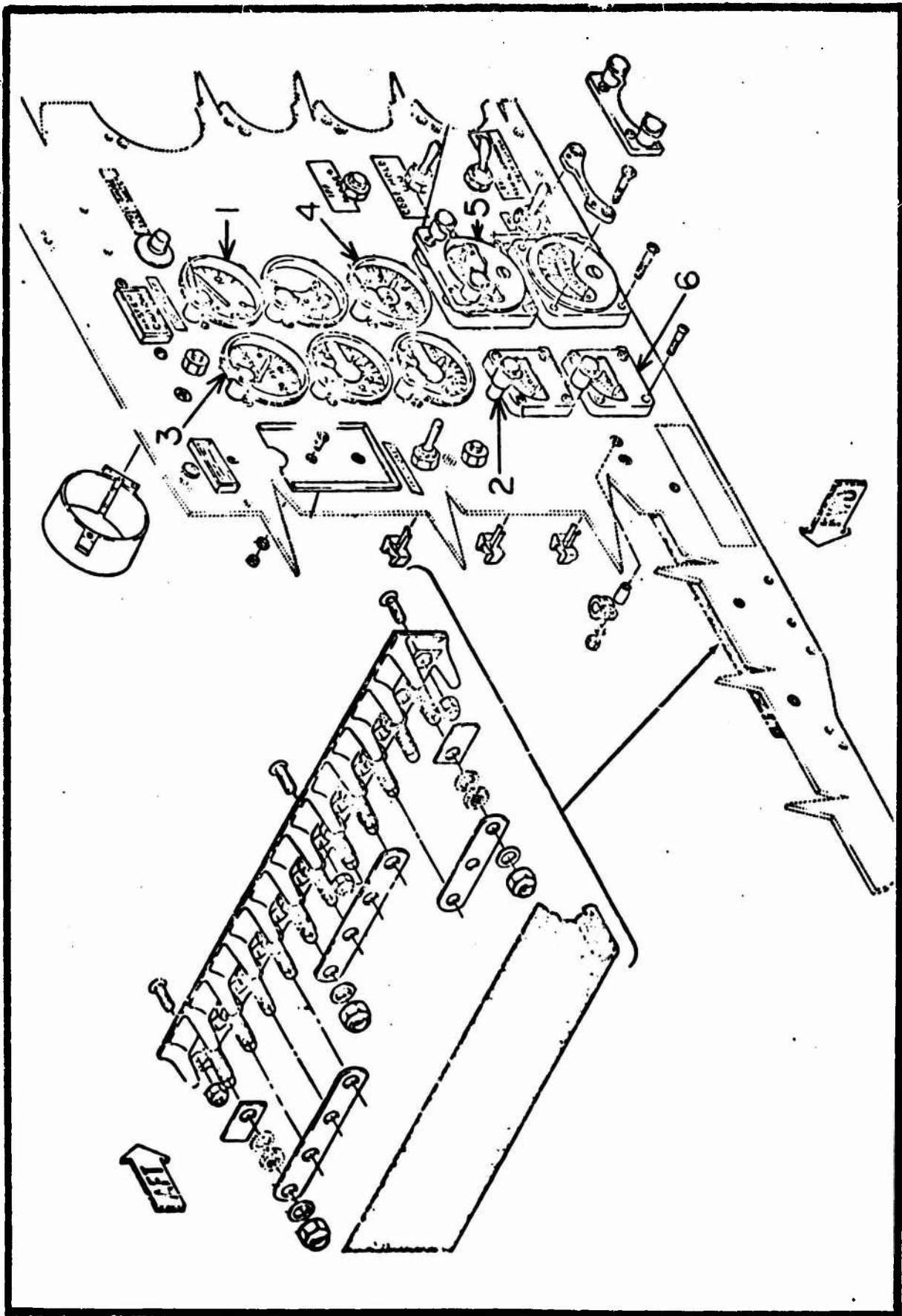


Figure 128 Panel Assembly, instrument (Center Section)

UH-JH FLAT RATE DATA  
 FUNCTIONAL GROUP 09  
 REFERENCE FIGURE 123

ITEM NO.	NOMENCLATURE	FSN/PN	ACTION CODE	MAINT. LEVEL	MEAN	MEDIAN	MODE	STD. DEV.	SAMPLE SIZE
1	Liquid Quantity Gage	66801811955 66807054612 66807338432 66808689810	Replace	Total	1.0	1.0	1.0	0.504	272
				Org.	0.9	1.0	1.0	0.481	216
				Supp.	1.2	1.0	1.0	0.552	57
2	Light	62102269259 62102951729	Replace	Total	0.7	0.5	0.5	0.263	11
				Org.	*	*	*	*	*
				Supp.	0.7	0.5	0.5	0.261	6
3	Pressure Indicator	66201791886 66205145334	Replace	Total	0.7	0.5	1.0	0.329	16
				Org.	0.6	0.5	0.5	0.321	14
				Supp.	1.0	1.0	1.0	0.000	2
4	Temperature Indicator	66855570370	Replace	Total	1.1	1.0	1.0	0.764	939
				Org.	1.0	1.0	1.0	0.435	706
				Supp.	0.8	1.0	1.0	0.251	101
5	Voltmeter	66252354782 66255389683	Replace	Total	1.0	1.0	1.0	0.479	291
				Org.	0.9	1.0	1.0	0.463	240
				Supp.	1.0	1.0	1.0	0.549	51
6	Arbitrary Scale Meter	66255445899	Replace	Total	0.8	0.5	0.5	0.248	58
				Org.	0.8	0.5	0.5	0.253	48
				Supp.	*	*	*	*	*
6	Arbitrary Scale Meter	66255445899	Adjust	Total	0.6	0.5	0.5	0.244	21
				Org.	0.7	0.5	0.5	0.268	7
				Supp.	0.6	0.5	0.5	0.227	14
6	Arbitrary Scale Meter	66255445899	Service	Total	0.7	0.5	0.5	0.263	11
				Org.	*	*	*	*	*
				Supp.	0.7	0.5	1.0	0.276	9
6	Arbitrary Scale Meter	66255445899	Replace	Total	0.8	1.0	1.0	0.277	23
				Org.	0.8	0.8	1.0	0.272	16
				Supp.	1.0	1.0	1.0	0.100	6
				Total					
				Org.					
				Supp.					

\*Insufficient Data

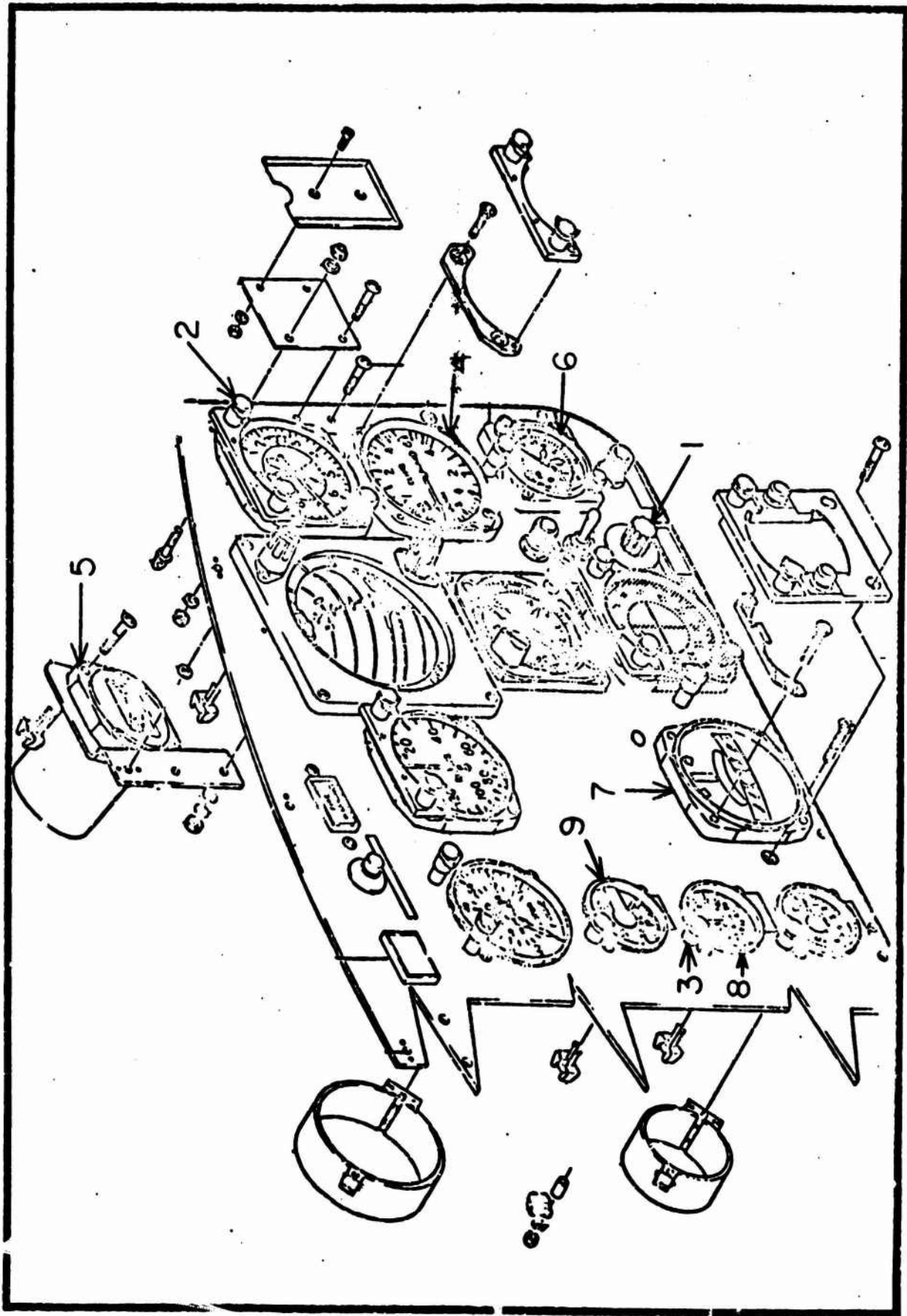


Figure 129 Panel Assembly, Instrument (Right-Hand Section)

UH-1H FLAT RATE DATA  
FUNCTIONAL GROUP 08  
REFERENCE FIGURE 129

ITEM NO.	NOMENCLATURE	FSN/PN	ACTION CODE	MAINT. LEVEL	MEAN	MEDIA <sup>N</sup>	MODE	STD. DEV.	SAMPLE SIZE
1	Knob	53557219864	Replace	Total	0.6	0.5	0.5	0.234	28
				Org. Supp.	0.6*	0.5*	0.5*	0.234*	28*
2	Light	62205480370	Replace	Total	0.8	0.5	0.5	0.510	65
				Org. Supp.	0.8	0.5	0.5	0.473	57
3	Light	62105480196	Replace	Total	1.0	1.0	1.0	0.075	8
				Org. Supp.	* *	* *	* *	* *	* *
4	Vertical Indicator	66109528832	Replace	Total	0.9	1.0	1.0	0.312	61
				Org. Supp.	0.9	1.0	1.0	0.305	54
5	Magnetic Compass	66052398205	Replace	Total	0.9	1.0	1.0	0.534	140
				Org. Supp.	1.0	1.0	1.0	0.529	121
		66055267253	Adjust	Total	0.8	0.5	0.5	0.539	19
				Org. Supp.	0.9	1.0	1.0	0.240	38
		66055518187	Service	Total	1.5	1.0	1.0	1.058	83
				Org. Supp.	0.9	1.0	1.0	1.104	68
		6605575673	Service	Total	0.4	0.5	0.5	0.110	6
				Org. Supp.	0.7	0.5	1.0	0.271	38
		66056635631	Tested	Total	0.7	0.5	1.0	0.265	27
				Org. Supp.	0.7	0.5	0.5	0.265	27
6	A/C Clock	66455266716	Replace	Total	0.7	0.5	0.5	0.259	501
				Org. Supp.	0.7	0.5	0.5	0.258	475
		66455266723	Service	Total	0.8	1.0	1.0	0.244	26
				Org. Supp.	0.7	0.5	0.5	0.245	14
		66455526710	Service	Total	0.7	0.5	0.5	0.258	10
				Org. Supp.	0.7	0.5	0.5	0.258	10
		66456634090							
		66456634104							

\*Insufficient Data

UH-1H FLAT RATE DATA  
 FUNCTIONAL GROUP 08  
 REFERENCE FIGURE 129

ITEM NO.	NOMENCLATURE	FSN/PN	ACTION CODE	MAINT. LEVEL	MEAN	MEDIAN	MODE	STD. DEV.	SAMPLE SIZE	
6	A/C Clock (Cont'd)	66459508599	Removed and Installed	Total	0.7	0.5	0.5	0.349	56	
				Org. Supp.	0.5*	0.5*	0.5*	0.066*	38*	
7	Turn & Slip Indicator	66105573114 66105807922	Replace	Total	1.0	1.0	1.0	0.515	374	
				Org. Supp.	1.0	1.0	1.0	0.496	328	
				Supp.	1.1	1.0	1.0	0.604	45	
8	Electrical Indicator	66205573023 66209733685 66807723518 66808410302	Replace	Total	1.1	1.0	1.0	0.527	442	
				Org. Supp.	1.1	1.0	1.0	0.524	377	
				Supp.	1.1	1.0	1.0	0.182	34	
				Total	0.8	1.0	1.0	0.287	76	
9	Pressure-Torque Indicator	66201741885	Replace	Total	0.8	1.0	1.0	0.289*	71*	
				Org. Supp.	0.8*	1.0*	1.0*			
				Total						
				Org. Supp.						
				Supp.						
				Total						
				Total						
				Org. Supp.						
				Supp.						
				Total						
				Total						
				Org. Supp.						
				Supp.						
				Total						

\*Insufficient Data

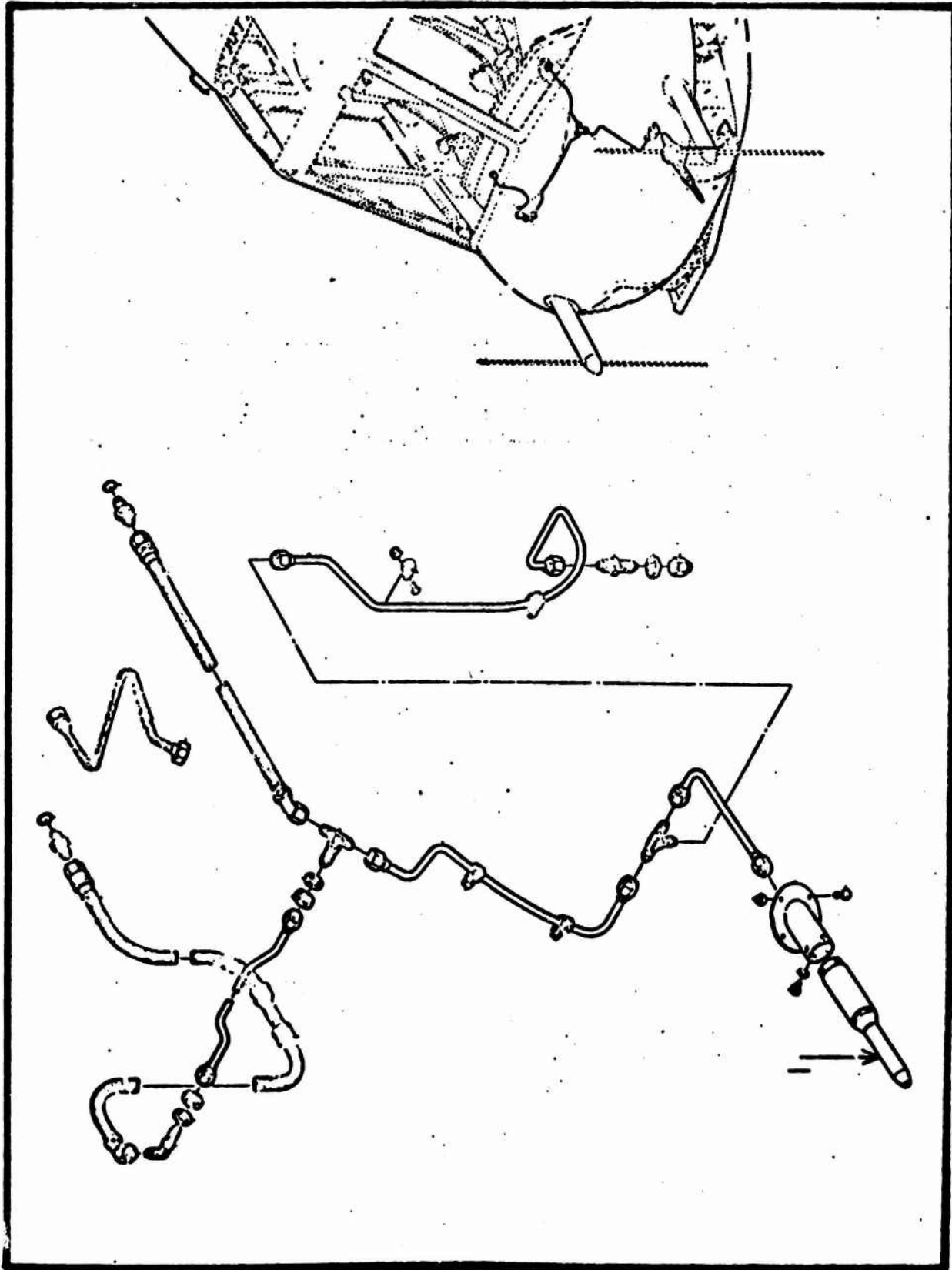


Figure 130 Piping Installation, Pitot

UH-1H FLAT RATE DATA  
FUNCTIONAL GROUP 08  
REFERENCE FIGURE 130

ITEM NO.	NOMENCLATURE	FSN/PN	ACTION CODE	MAINT. LEVEL	MEAN	MEDIAN	MODE	STD. DEV.	SAMPLE SIZE		
1	Pitot Tube	66105267849	Initial Inspection	Total	0.6 *	0.5 *	0.5 *	0.301 *	27 *		
				Org. Supp.	0.6	0.5	0.5	0.303	27		
			Final Inspection	Total	0.5 *	0.5 *	0.5 *	0.235 *	21 *		
				Org. Supp.	0.5	0.5	0.5	0.235	21		
			Tested	Total	1.4 *	1.0 *	1.0 *	0.512 *	44 *		
				Org. Supp.	1.4	1.0	1.0	0.510	41		
			Checked Serviceable	Total	0.7 *	0.5 *	0.5 *	0.345 *	25 *		
				Org. Supp.	0.7	0.5	0.5	0.347	24		
				Total							
				Org. Supp.							
				Total							
				Org. Supp.							
	Total										
	Org. Supp.										

\*Insufficient Data

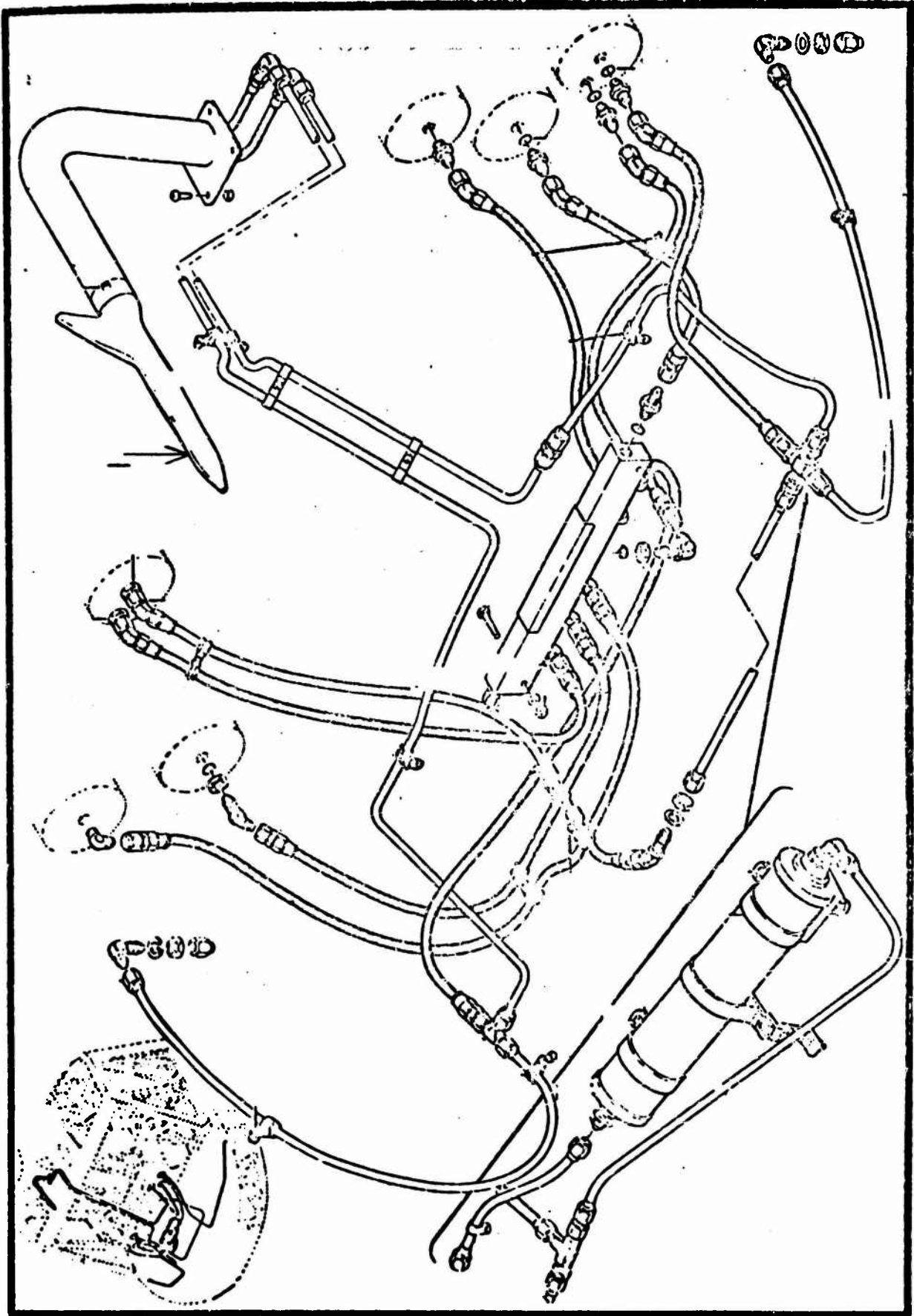


Figure 131 Piping Installation, Instrument

UH-1H FLAT RATE DATA  
 FUNCTIONAL GROUP 08  
 REFERENCE FIGURE 131

ITEM NO.	NOMENCLATURE	FSN/PN	ACTION CODE	MAINT. LEVEL	MEAN	MEDIAN	MODE	STD. DEV.	SAMPLE SIZE
1	Pitot Static Tube	66109197487	Replace	Total Org. Supp.	1.8 2.1*	2.0 2.0*	1.0 2.0*	0.990 1.060*	17 12*
				Total Org. Supp.					
				Total Org. Supp.					
				Total Org. Supp.					
				Total Org. Supp.					
				Total Org. Supp.					
				Total Org. Supp.					
				Total Org. Supp.					
				Total Org. Supp.					
				Total Org. Supp.					
				Total Org. Supp.					
				Total Org. Supp.					
				Total Org. Supp.					
				Total Org. Supp.					
				Total Org. Supp.					

\*Insufficient Data

SECTION IX  
FUNCTIONAL GROUP 09  
ELECTRICAL SYSTEM

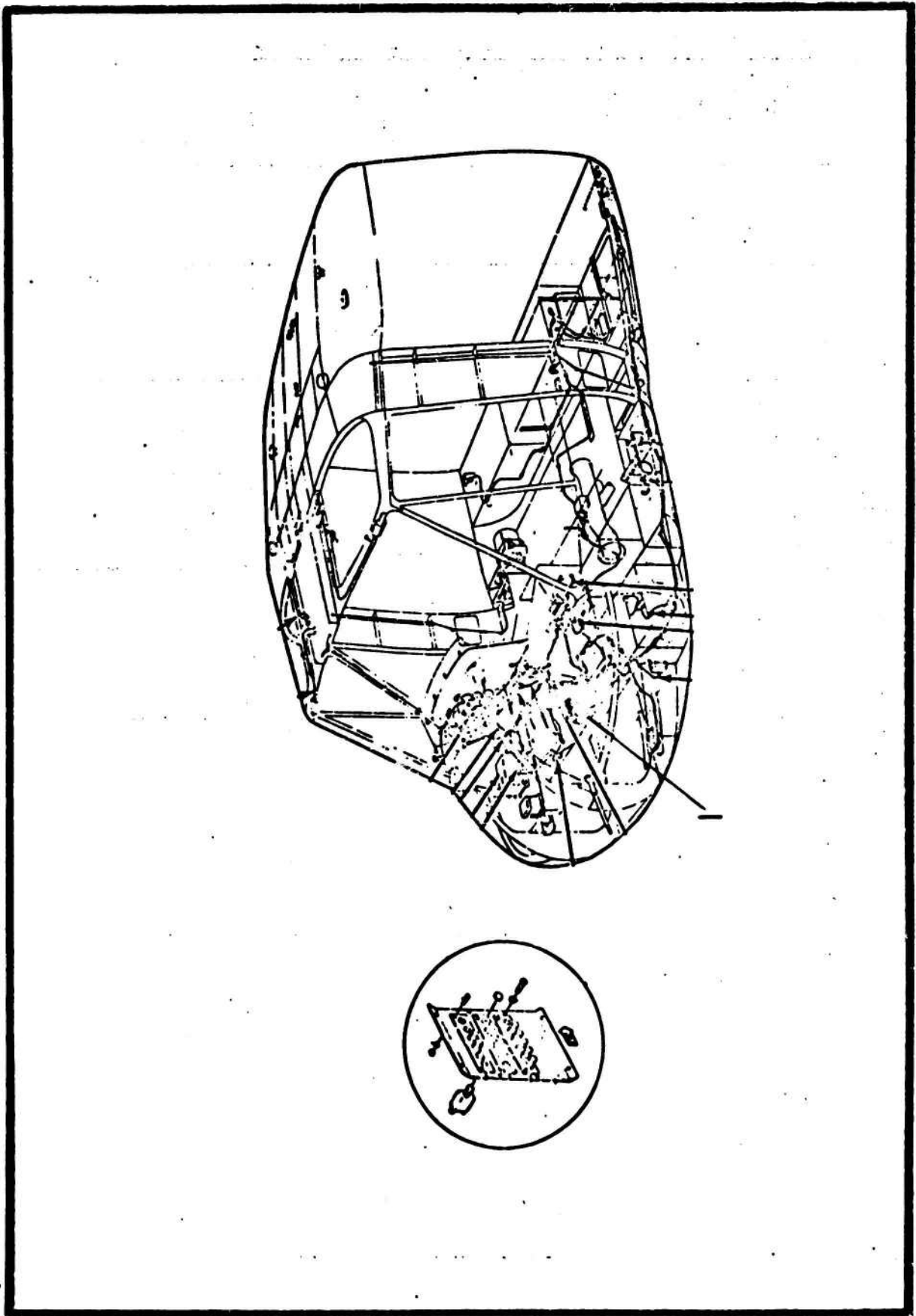


Figure 132 Electrical Installation, Forward Section

UH-1H FLAT RATE DATA  
 FUNCTIONAL GROUP 09  
 REFERENCE FIGURE 132

ITEM NO.	NOMENCLATURE	FSM/PN	ACTION CODE	MAINT. LEVEL	MEAN	MEDIAN	MODE	STD. DEV.	SAMPLE SIZE			
1	Panel Assy	15609875233 16808946543 16809155924 61109090903 61109305101 62202997166 63408669527 63408671155	Replace	Total	0.8	1.0	1.0	0.240	153			
				Org.	0.8	1.0	1.0	0.239	128			
				Supp.	0.8	1.0	1.0	0.250	25			
							Total					
							Org.					
							Supp.					
							Total					
							Org.					
							Supp.					

\*Insufficient Data

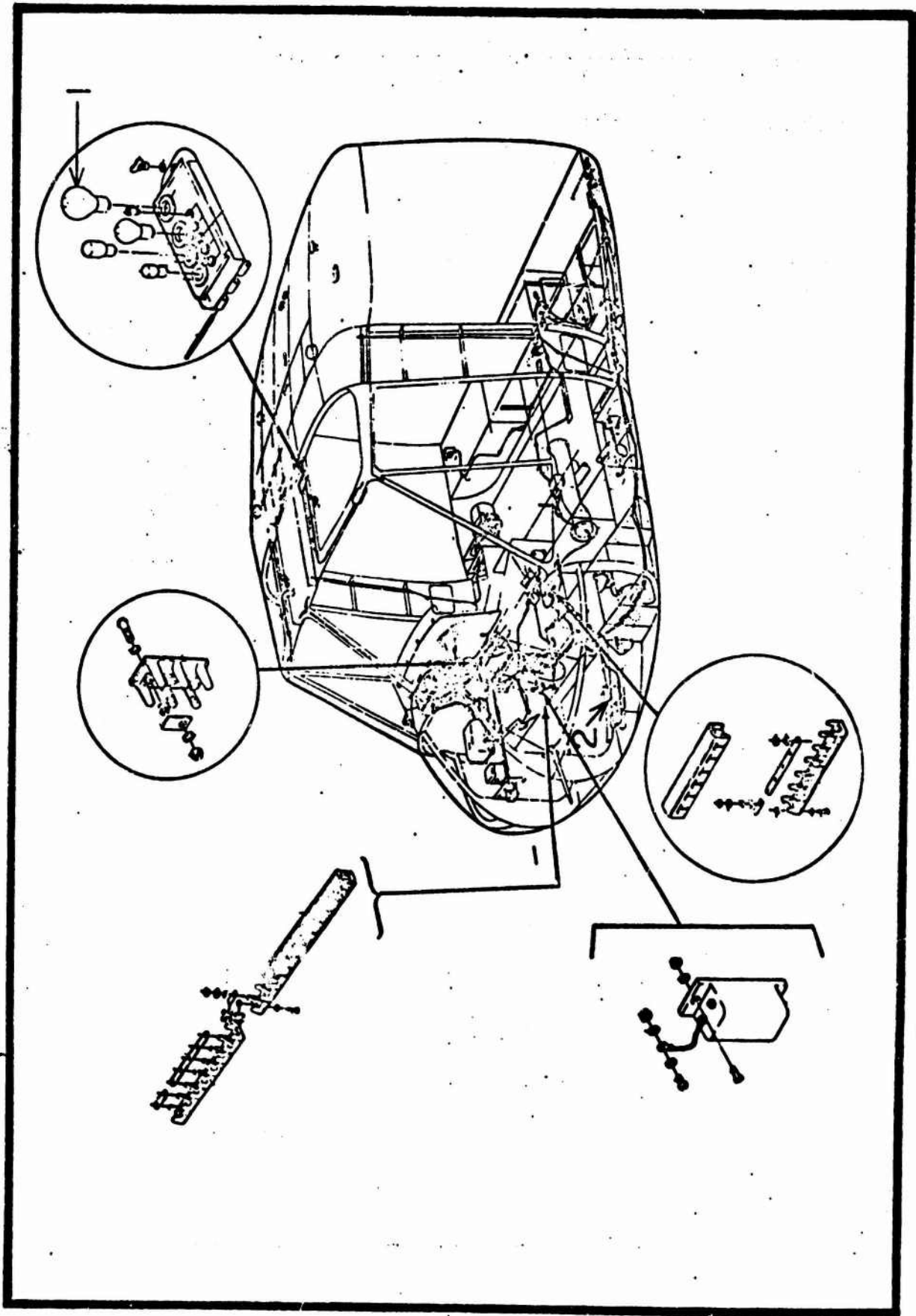


Figure 133 Electrical Installation, Forward Section

UH-1H FLAT RATE DATA  
 FUNCTIONAL GROUP 09  
 REFERENCE FIGURE 133

ITEM NO.	NOMENCLATURE	FSN/PN	ACTION CODE	MAINT. LEVEL	MEAN	MEDIAN	MODE	STD. DEV.	SAMPLE SIZE
1	Lamp	62401557932	Replace	Total	0.7	0.5	0.5	0.294	147
				Org.	0.7	0.5	0.5	0.294	130
				Supp.	0.7	0.5	0.5	0.309	17
2	Search Light	62201444687	Replace	Total	1.8	1.5	1.0	1.151	578
				Org.	1.7	1.5	1.0	0.964	391
				Supp.	1.7	1.7	1.0	0.699	138
			Service	Total	1.4	1.0	1.0	0.536	8
				Org.	*	*	*	*	*
				Supp.	1.3	1.0	1.0	0.518	6
				Total					
				Org.					
				Supp.					
				Total					
				Org.					
				Supp.					
				Total					
				Org.					
				Supp.					
				Total					
				Org.					
				Supp.					
				Total					
				Org.					
				Supp.					
				Total					
				Org.					
				Supp.					

\*Insufficient Data

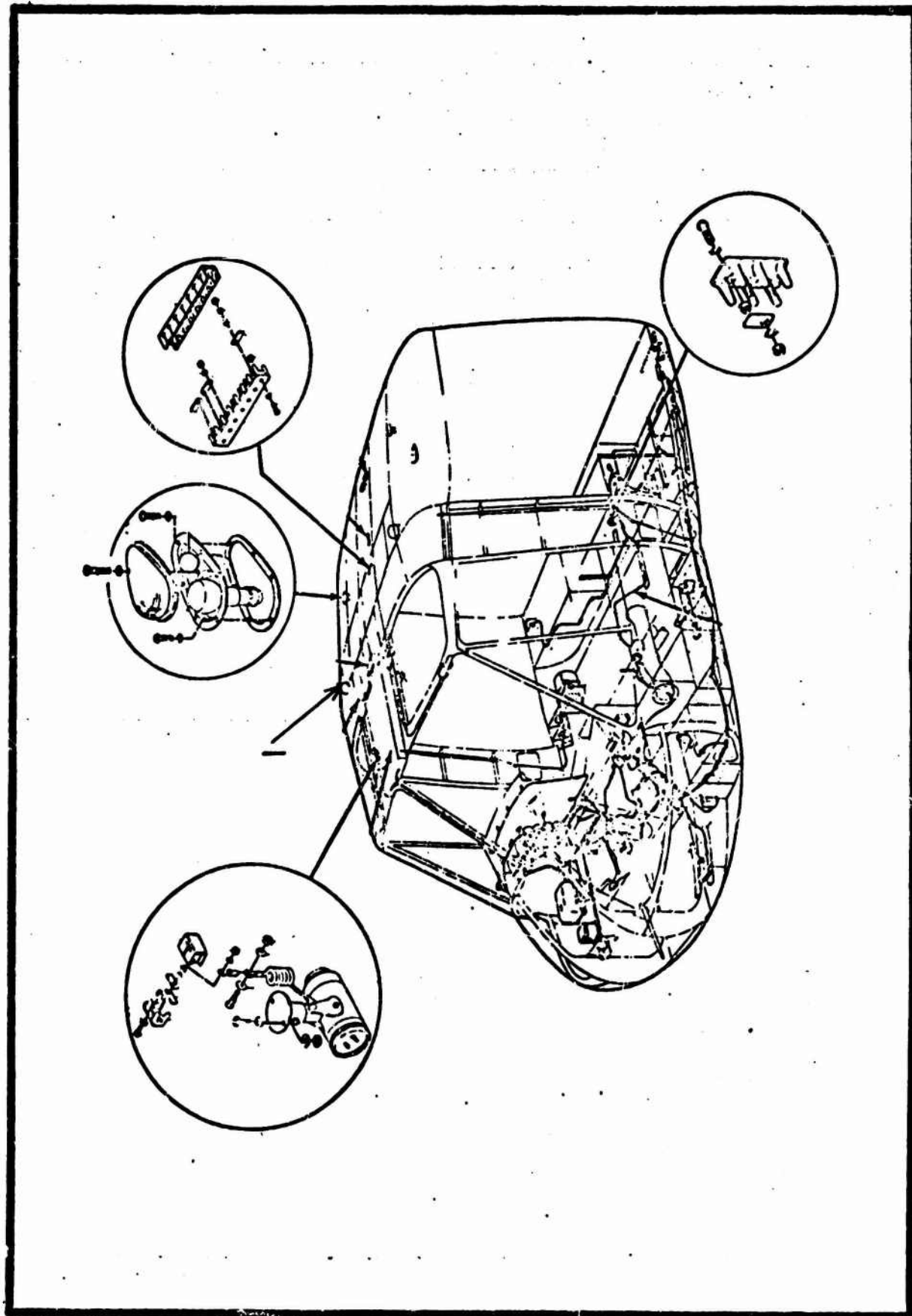


Figure 134 Electrical Installation, Forward Section

UH-1H FLAT RATE DATA  
 FUNCTIONAL GROUP 09  
 REFERENCE FIGURE 134

ITEM NO.	NOMENCLATURE	FSN/PN	ACTION CODE	MAINT. LEVEL	MEAN	MEDIAN	MODE	STD. DEV.	SAMPLE SIZE
1	Lamp	62401557784	Replace	Total	0.8	0.5	0.5	0.401	665
		62401558714		Org. Supp.	0.8	0.5	0.5	0.388	562
		62402994742		Org. Supp.	0.9	1.0	1.0	0.458	103
				Total					
				Org. Supp.					
				Total					
				Org. Supp.					
				Total					
				Org. Supp.					
				Total					
				Org. Supp.					
				Total					
				Org. Supp.					
				Total					
				Org. Supp.					
				Total					
				Org. Supp.					
				Total					
				Org. Supp.					

\*Insufficient Data

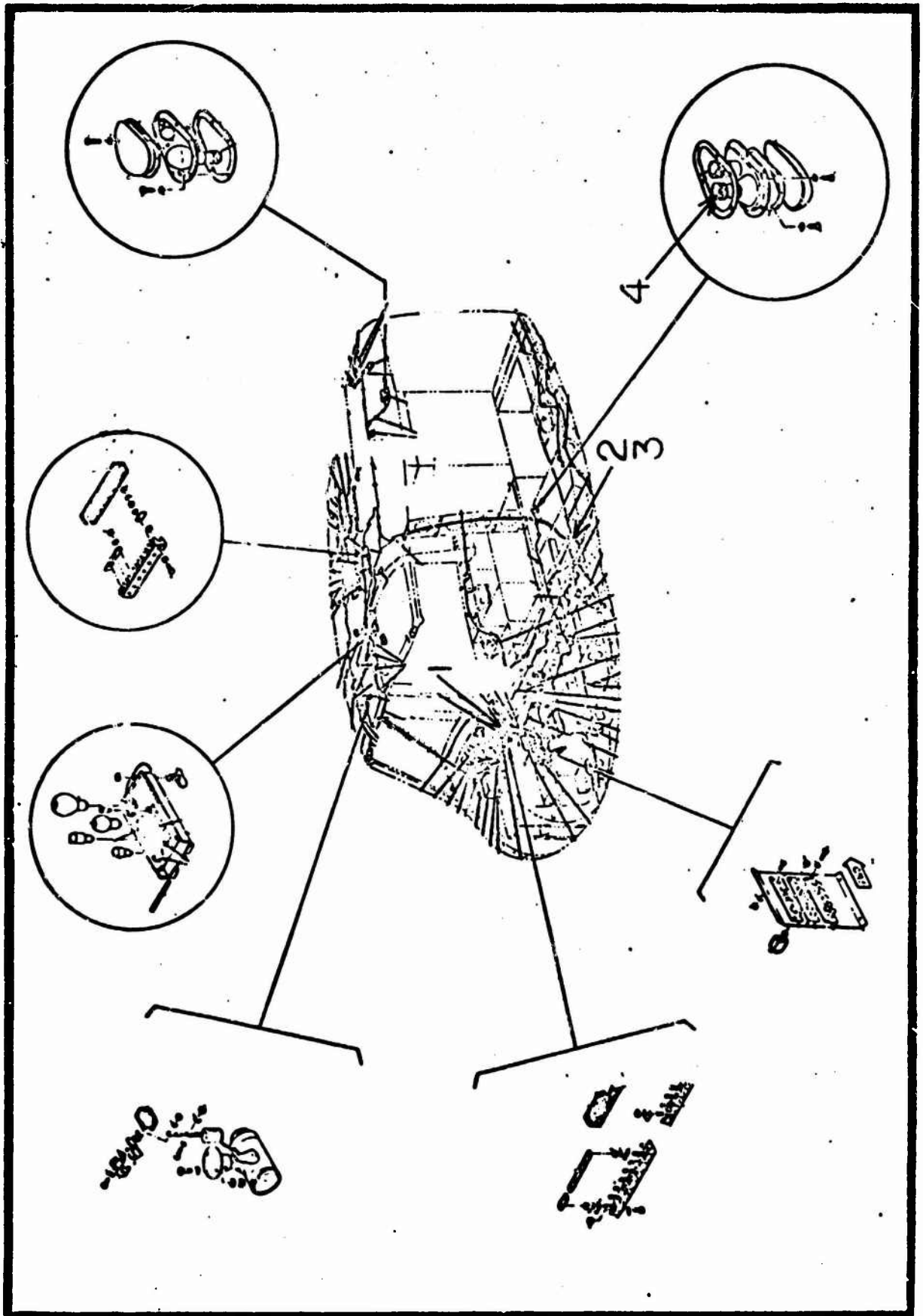


Figure 135 Electrical Installation, Forward Section

UH-1H FLAT RATE DATA  
FUNCTIONAL GROUP 09  
REFERENCE FIGURE 135

ITEM NO.	NOMENCLATURE	FSN/PN	ACTION CODE	MAINT. LEVEL	MEAN	MEDIAN	MODE	STD. DEV.	SAMPLE SIZE
1	Work Panel Assy	15609155869 61108504361 61109305100	Replace	Total	1.2	1.0	1.0	0.520	252
				Org.	1.3	1.0	1.0	0.447	121
				Supp.	1.3	1.0	1.0	0.461	83
2	Navigation Light	62202839334 62202839337	Replace	Total	0.7	0.5	0.5	0.364	40
				Org.	0.7	0.5	0.5	0.376	33
				Supp.	1.0	1.0	1.0	0.000	7
3	Lens	62201517536 62204324244 62204324246	Replace	Total	0.8	0.5	0.5	0.414	149
				Org.	0.7	0.5	0.5	0.382	118
				Supp.	1.0	1.0	1.0	0.480	31
4	Lamp	62401557840 62401557924 62406818366	Replace	Total	0.6	0.5	0.5	0.288	619
				Org.	0.6	0.5	0.5	0.286	514
				Supp.	0.7	0.5	0.5	0.288	78
				Total					
				Org.					
				Supp.					
				Total					
				Org.					
				Supp.					
				Total					
				Org.					
				Supp.					
				Total					
				Org.					
				Supp.					

\*Insufficient Data

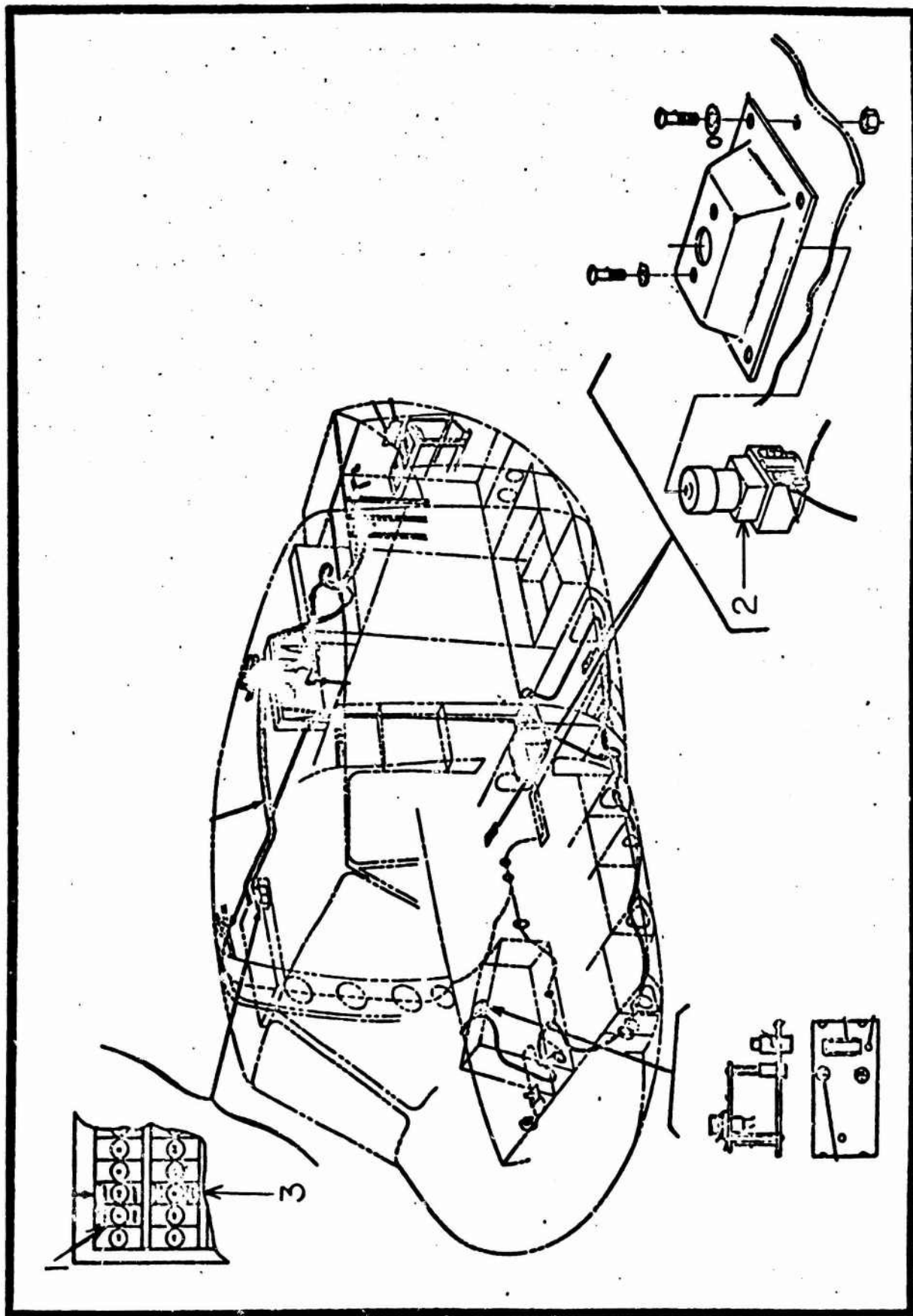


Figure 136 Electrical Installation, Rescue Hoist and Door Gunners Foot Mike Switch

UH-1H FLAT RATE DATA  
 FUNCTIONAL GROUP 09  
 REFERENCE FIGURE 136

ITEM NO.	NOMENCLATURE	FSN/PN	ACTION CODE	MAINT. LEVEL	MEAN	MEDIAN	MODE	STD. DEV.	SAMPLE SIZE
1	Circuit Breaker	59259128343	Replace	Total	1.1	1.0	1.0	0.502	131
				Org. Supp.	0.9	1.0	1.0	0.230	61
					0.8	1.0	1.0	0.302	36
2	Switch	59309509145	Repair	Total	1.2	1.0	1.0	0.529	20
				Org. Supp.	0.4	1.0	1.0	0.472	12
					0.3	0.2	0.5	0.254	16
					0.3	0.2	0.5	0.185	15
					1.2	1.0	1.0	0.572	467
					1.4	1.0	1.0	0.455	272
3	Circuit Breaker	59258052833 5925807687 59259858319	Initial Inspection	Total	0.6	0.7	0.7	0.277	7
				Org. Supp.	0.6	0.7	0.7	0.277	7
					0.4	0.5	0.5	0.191	16
					0.4	0.5	0.5	0.196	15
					0.9	1.0	1.0	0.244	20
					0.8	0.5	1.0	0.272	8

\*Insufficient Data

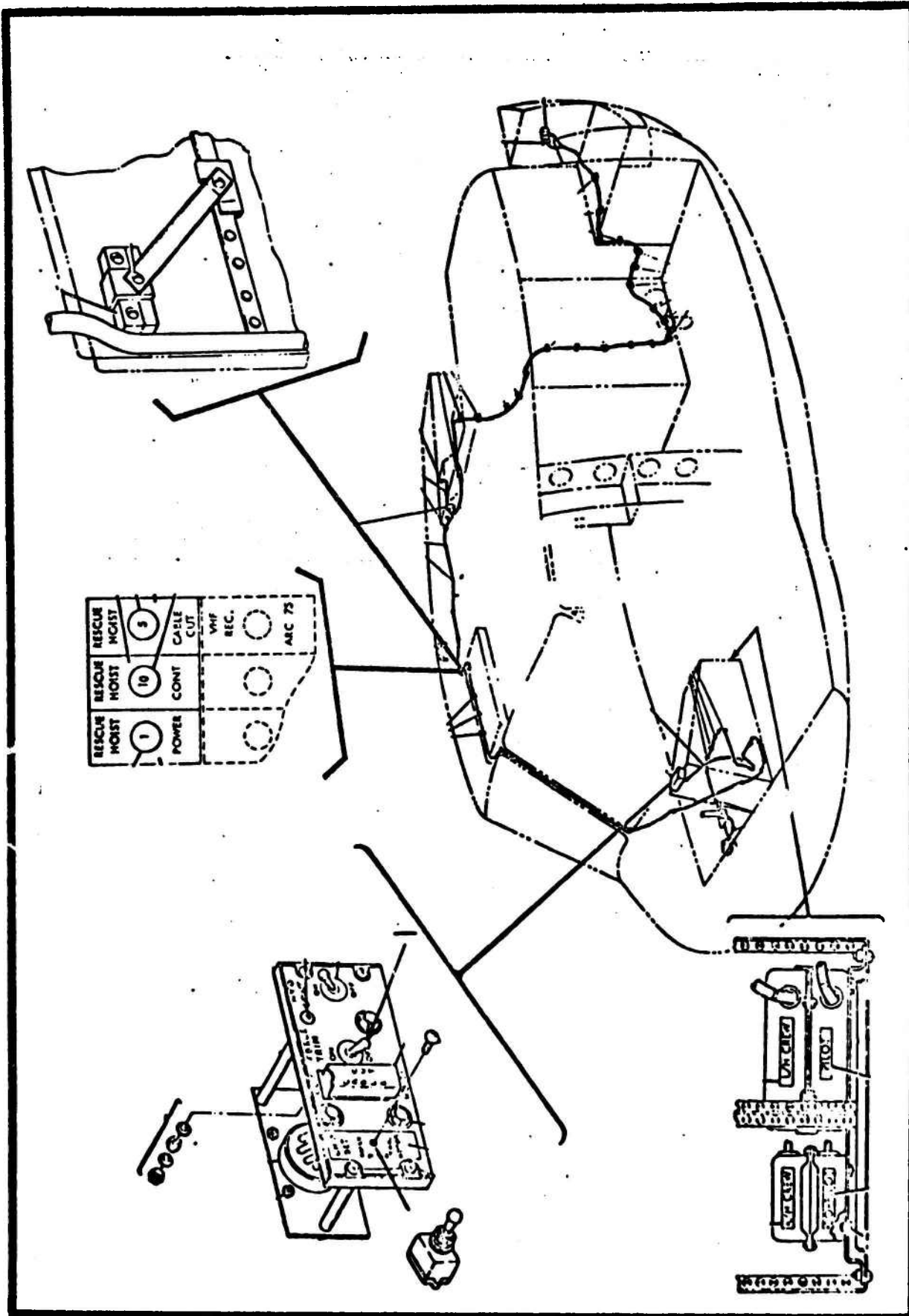


Figure 137 Electrical Installation, Rescue Hoist and Discrete Signal Discriminator

UH-1H FLAT RATE DATA  
 FUNCTIONAL GROUP 09  
 REFERENCE FIGURE 137

ITEM NO.	NOMENCLATURE	FSN/PN	ACTION CODE	MAINT. LEVEL	MEAN	MEDIAN	MODE	STD. DEV.	SAMPLE SIZE		
1	Switch	59305529587 59306551582 59306554241 59306871097	Replace	Total	1.2	1.0	1.0	0.654	79		
				Org.	0.9	1.0	1.0	0.345	50		
				Supp.							
			Service	Total	2.0	1.5	1.0	1.340	17		
				Org.	2.3	2.0	4.0	1.388	12		
				Supp.							
			Tested	Total	0.9	0.5	0.5	0.696	15		
				Org.							
				Supp.	0.8	0.5	0.5	0.652	14		
							Total				
							Org.				
							Supp.				
				Total							
				Org.							
				Supp.							

\*Insufficient Data

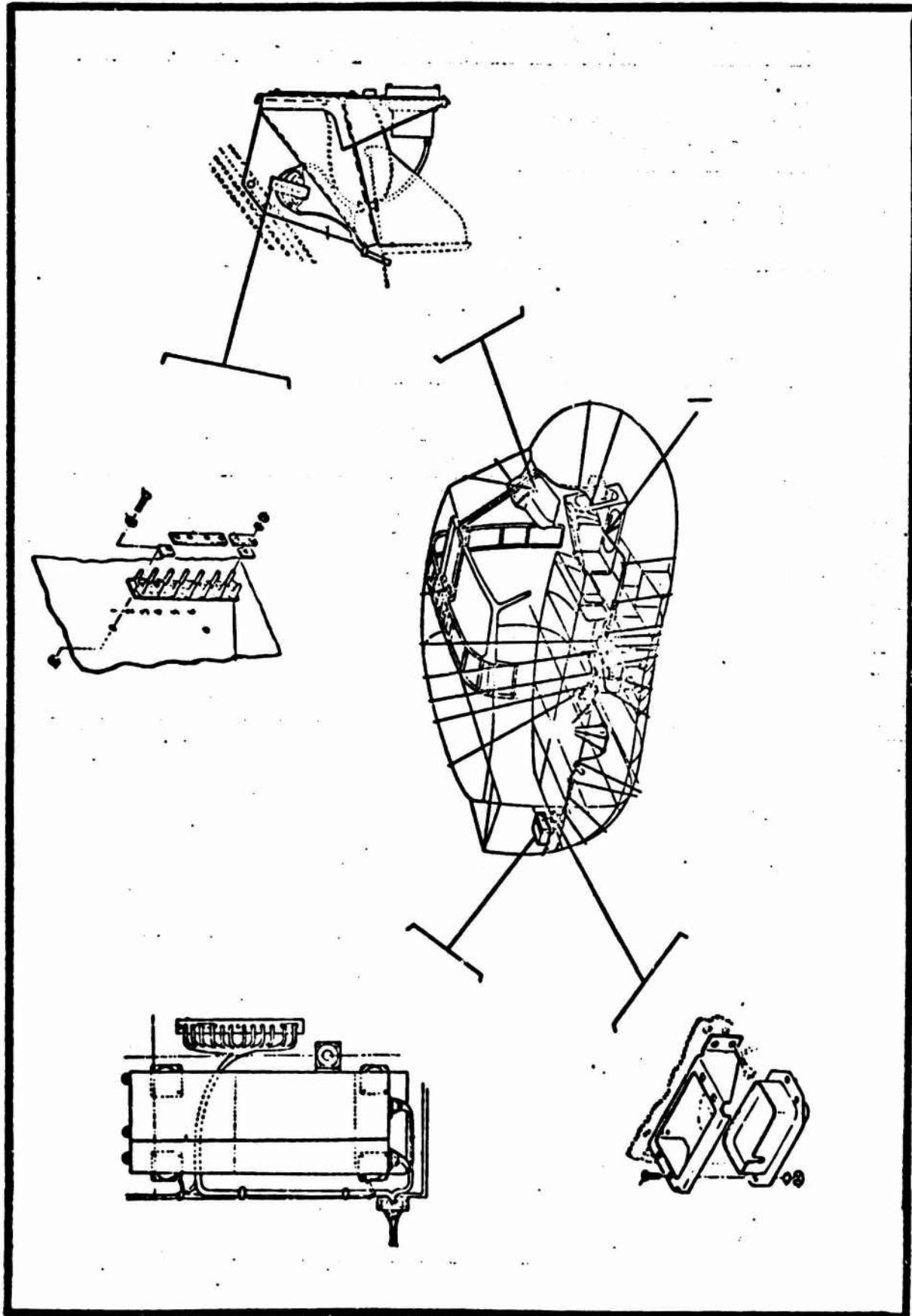


Figure 138 Decca Navigation Sub-System Installation

UH-1H FLAT RATE DATA  
 FUNCTIONAL GROUP 09  
 REFERENCE FIGURE 138

ITEM NO.	NOMENCLATURE	FSM/PN	ACTION CODE	MAINT. LEVEL	MEAN	MEDIAN	MODE	STD. DEV.	SAMPLE SIZE
1	Wire	61455786594 61455786596 61455786600 61455786602 61455786604 61455787514	Replace	Total	1.0	1.0	1.0	0.000	10
				Org.	*	*	*	*	*
				Supp.	1.0	1.0	1.0	0.000	9
			Adjust	Total	0.5	0.5	0.5	0.126	21
				Org.	*	*	*	*	*
				Supp.	0.5	0.5	0.5	0.119	15
			Repair	Total	1.3	1.0	1.0	0.734	197
				Org.	1.0	1.0	1.0	0.022	20
				Supp.	1.4	1.0	1.0	0.728	151
			Service	Total	0.7	0.5	0.5	0.315	15
				Org.	*	*	*	*	*
				Supp.	0.7	0.5	0.5	0.315	15
Tested	Total	0.7	0.5	0.5	0.527	23			
	Org.	*	*	*	*	*			
	Supp.	0.7	0.5	0.5	0.536	22			
Installed	Total	1.9	2.0	2.0	0.381	40			
	Org.	*	*	*	*	*			
	Supp.	1.9	2.0	2.0	0.381	40			
			Total						
			Org.						
			Supp.						
			Total						
			Org.						
			Supp.						
			Total						
			Org.						
			Supp.						

\*Insufficient Data

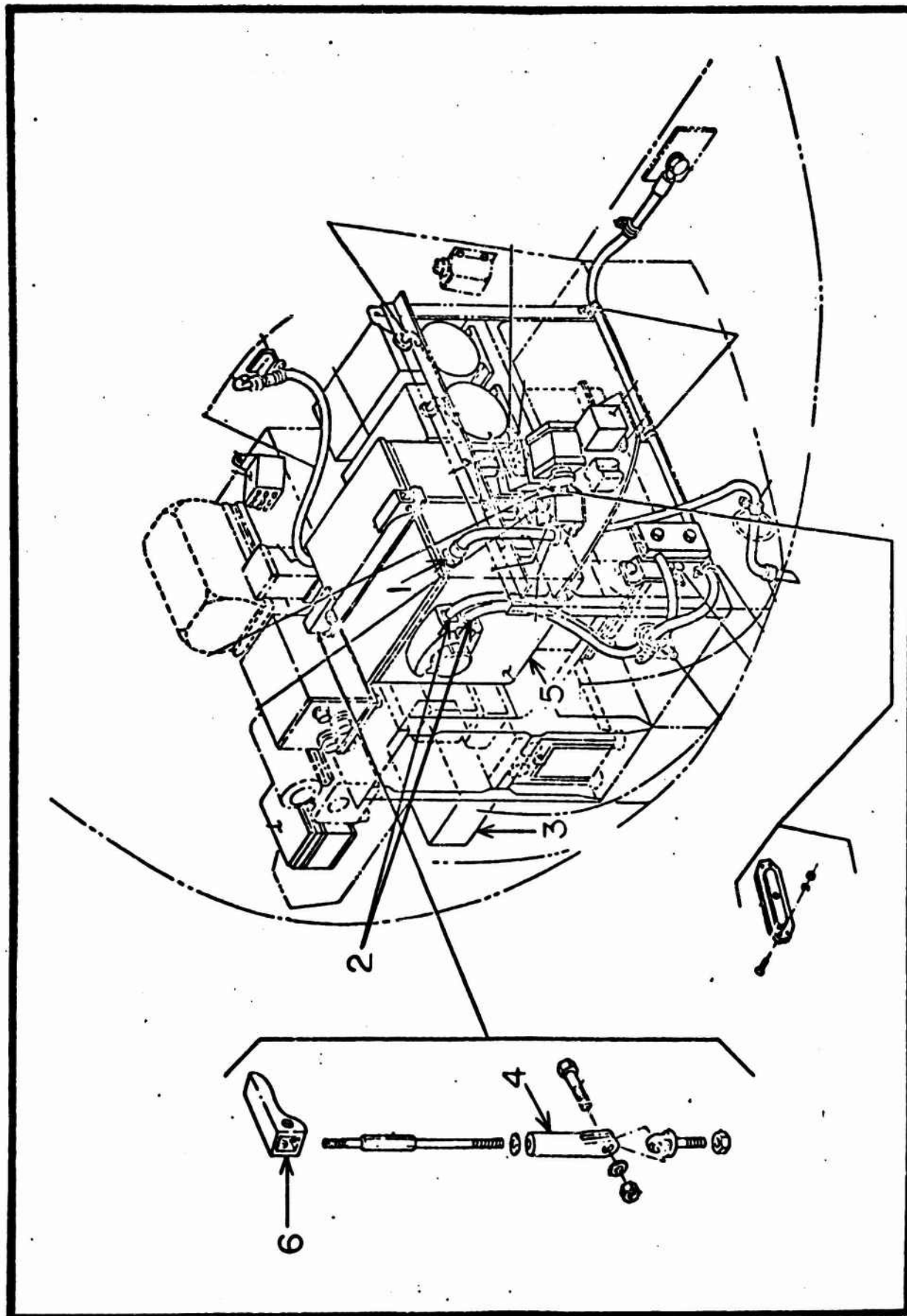


Figure 139 Equipment Installation, Nose Compartment, Electrical

UH-1H FLAT RATE DATA  
FUNCTIONAL GROUP 09  
REFERENCE FIGURE 139

ITEM NO.	NOMENCLATURE	FSM/PN	ACTION CODE	MAINT. LEVEL	MEAN	MEDIAN	MODE	STD. DEV.	SAMPLE SIZE
1	Clamp	47302789096	Replace	Total	0.7	0.5	0.5	0.279	31
				Org.	0.6	0.5	0.5	0.278	19
				Supp.	0.7	0.5	0.5	0.278	12
2	Connector	59356860447 59357298935 59400312663 59406006258	Replace	Total	1.3	1.0	1.0	0.696	83
				Org.	0.9	1.0	1.0	0.450	31
				Supp.	1.3	1.0	1.0	0.647	48
3	RPM Warning Control Box	63406893427	Replace	Total	1.5	1.0	1.0	1.045	605
				Org.	1.2	1.0	1.0	0.562	359
				Supp.	1.1	1.0	1.0	0.570	169
			Adjust	Total	1.1	1.0	1.0	0.592	254
				Org.	0.9	1.0	1.0	0.354	74
				Supp.	1.1	1.0	0.5	0.584	153
			Service	Total	1.8	1.0	1.0	1.544	27
				Org.	1.4	1.0	1.0	1.263	13
				Supp.	2.2	1.5	1.0	1.732	14
			Initial Inspection	Total	0.7	0.5	0.5	0.285	27
				Org.	*	*	*	*	*
				Supp.	0.7	0.5	0.5	0.285	27
Final Inspection	Total	0.6	0.5	0.5	0.219	17			
	Org.	*	*	*	*	*			
	Supp.	0.6	0.5	0.5	0.219	17			
Tested	Total	0.7	0.5	0.5	0.493	53			
	Org.	*	*	*	*	*			
	Supp.	0.7	0.5	0.5	0.468	50			
Removed and Installed	Total	1.0	1.0	1.0	0.375	17			
	Org.	*	*	*	*	*			
	Supp.	1.1	1.0	1.0	0.394	9			

\*Insufficient Data

UH-1H FLAT RATE DATA  
FUNCTIONAL GROUP 09  
REFERENCE FIGURE 139

ITEM NO.	NOMENCLATURE	FSN/PN	ACTION CODE	MAINT. LEVEL	MEAN	MEDIAN	MODE	STD. DEV.	SAMPLE SIZE
3	RPM Warning Control Box (Cont'd)	63406893427	Checked Serviceable	Total	0.8	1.0	1.0	0.311	13
				Org.	*	*	*	*	*
				Supp.	0.8	1.0	1.0	0.370	7
	Rod End	15609677669	Installed	Total	2.1	2.0	3.0	0.947	12
				Org.	2.0	1.7	3.0	1.007	7
				Supp.	*	*	*	*	*
4	Storage Battery	61407532251	Replace	Total	1.9	2.0	2.0	0.821	29
				Org.	1.8	2.0	2.0	0.685	23
				Supp.	*	*	*	*	*
5	Storage Battery	61407532251	Replace	Total	1.3	1.0	1.0	0.941	693
				Org.	1.1	1.0	1.0	0.618	568
				Supp.	1.1	1.0	2.0	0.684	66
			Adjust	Total	7.0	7.0	7.0	0.555	14
				Org.	*	*	*	*	*
				Supp.	7.0	7.0	7.0	0.555	14
			Repair	Total	0.8	1.0	1.0	0.248	63
				Org.	*	*	*	*	*
				Supp.	0.9	1.0	1.0	0.282	52
			Service	Total	3.2	2.0	1.0	2.726	2,001
				Org.	0.8	1.0	1.0	0.253	501
				Supp.	4.2	4.0	4.0	2.748	1,295
			Initial Inspection	Total	0.8	0.6	0.5	0.305	187
				Org.	*	*	*	*	*
				Supp.	0.7	0.5	0.5	0.263	158
			Final Inspection	Total	0.6	0.5	0.5	0.252	140
				Org.	*	*	*	*	*
				Supp.	0.6	0.5	0.5	0.229	135
			Tested	Total	1.6	1.0	0.5	1.113	413
				Org.	*	*	*	*	*
				Supp.	1.6	1.0	0.5	1.188	308

\*Insufficient Data

UH-1H FLAT RATE DATA  
FUNCTIONAL GROUP 09  
REFERENCE FIGURE 139

ITEM NO.	NOMENCLATURE	FSN/PN	ACTION CODE	MAINT. LEVEL	MEAN	MEDIAN	MODE	STD. DEV.	SAMPLE SIZE
5	Storage Battery (Cont'd)	61407532251	Removed and Installed	Total	1.1	1.0	1.0	0.533	646
				Org. Supp.	1.1	1.0	1.0	0.546	402
				Supp.	1.1	1.0	1.0	0.511	244
			Checked Serviceable	Total	0.7	0.8	1.0	0.256	57
				Org. Supp.	*	*	*	*	*
				Supp.	0.7	0.5	0.5	0.241	25
6	Clamp	61403212281	Installed	Total	2.1	1.7	4.0	1.466	237
				Org. Supp.	0.7	0.5	1.0	0.266	62
				Supp.	2.7	3.0	4.0	1.420	164
			Replace	Total	1.0	1.0	0.5	0.606	35
				Org. Supp.	1.0	1.0	1.0	0.528	25
				Supp.	1.2	0.6	2.0	0.763	10
				Total					
				Org. Supp.					
				Supp.					
				Total					
				Org. Supp.					
				Supp.					
				Total					
				Org. Supp.					
				Supp.					
				Total					
				Org. Supp.					
				Supp.					
				Total					
				Org. Supp.					
				Supp.					
				Total					
				Org. Supp.					
				Supp.					

\*Insufficient Data

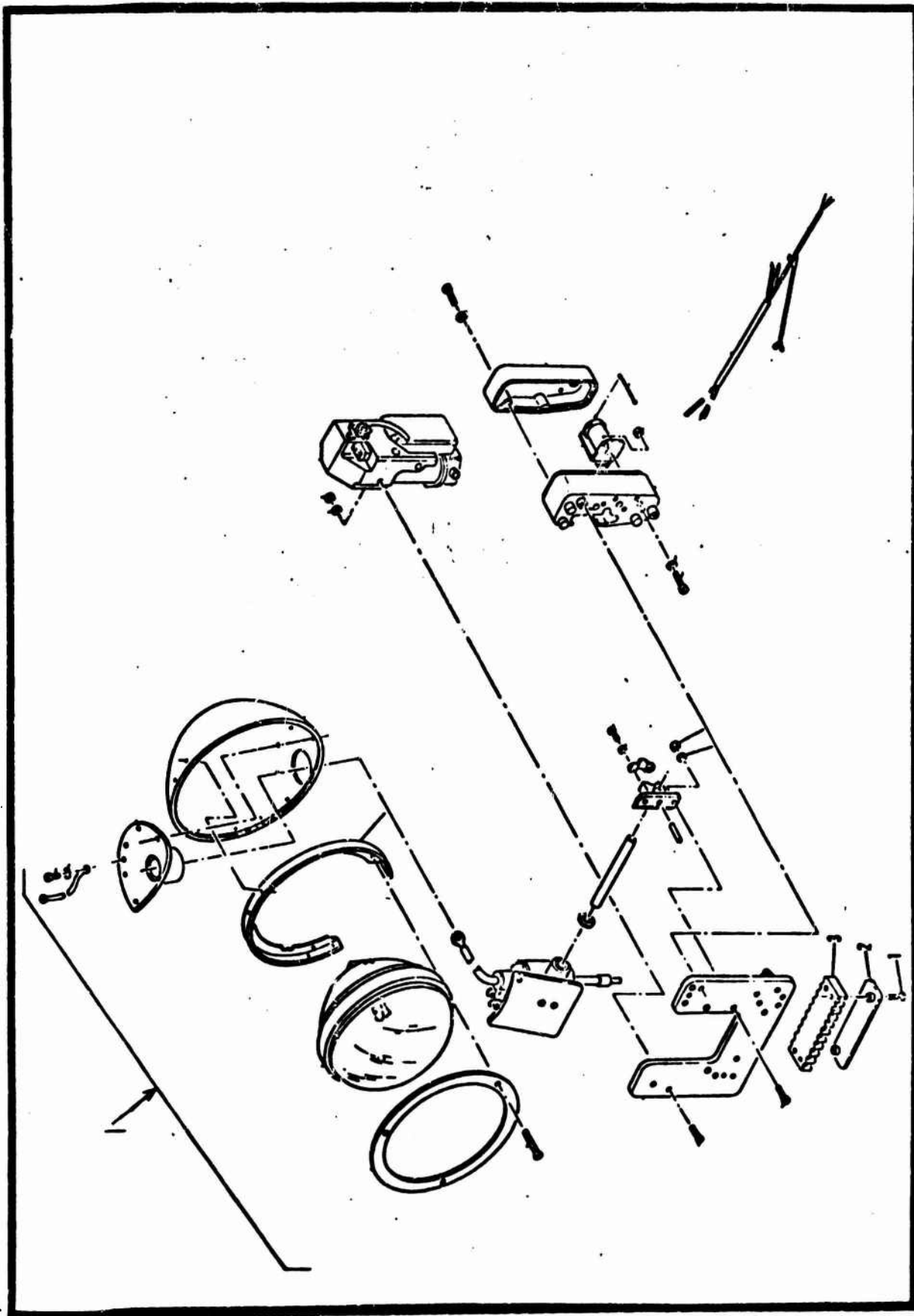


Figure 140 Light, Landing, Aircraft

UH-1H FLAT RATE DATA  
 FUNCTIONAL GROUP 09  
 REFERENCE FIGURE 140

ITEM NO.	NOMENCLATURE	FSN/PN	ACTION CODE	MAINT. LEVEL	MEAN	MEDIAN	MODE	STD. DEV.	SAMPLE SIZE
1	Light Unit Assy	62205061301	Replace	Total Org. Supp.	1.8 1.7*	1.6 1.5*	1.0 2.0*	0.722 0.67*	32 28*
				Total Org. Supp.					
				Total Org. Supp.					
				Total Org. Supp.					
				Total Org. Supp.					
				Total Org. Supp.					
				Total Org. Supp.					
				Total Org. Supp.					
				Total Org. Supp.					
				Total Org. Supp.					

\*Insufficient Data

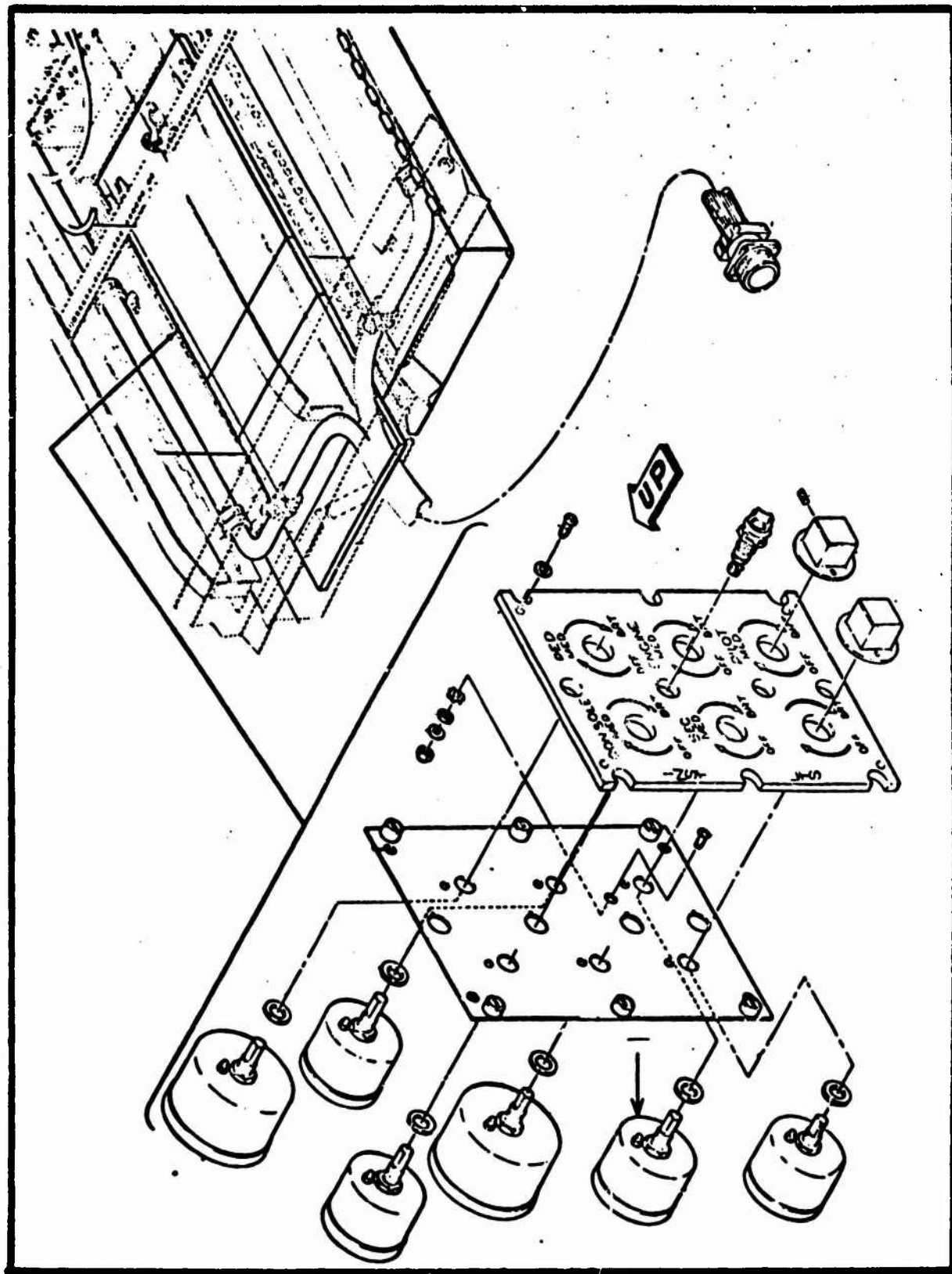


Figure 141 Panel Assembly, Right-Hand Forward Section

UH-1H FLAT RATE DATA  
 FUNCTIONAL GROUP 09  
 REFERENCE FIGURE 141

ITEM NO.	NOMENCLATURE	FSN/PN	ACTION CODE	MAINT. LEVEL	MEAN	MEDIAN	MODE	STD. DEV.	SAMPLE SIZE
1	Resistor	59052953760 59052953761 59057077733 59058959560	Replace	Total	1.8	1.5	1.0	0.926	55
				Org.	1.7	1.5	2.0	0.804	34
				Supp.	1.9	1.5	1.0	1.102	21
				Total					
				Org.					
				Supp.					
				Total					
				Org.					
				Supp.					
				Total					
				Org.					
				Supp.					
				Total					
				Org.					
				Supp.					
				Total					
				Org.					
				Supp.					
				Total					
				Org.					
				Supp.					

\*Insufficient Data

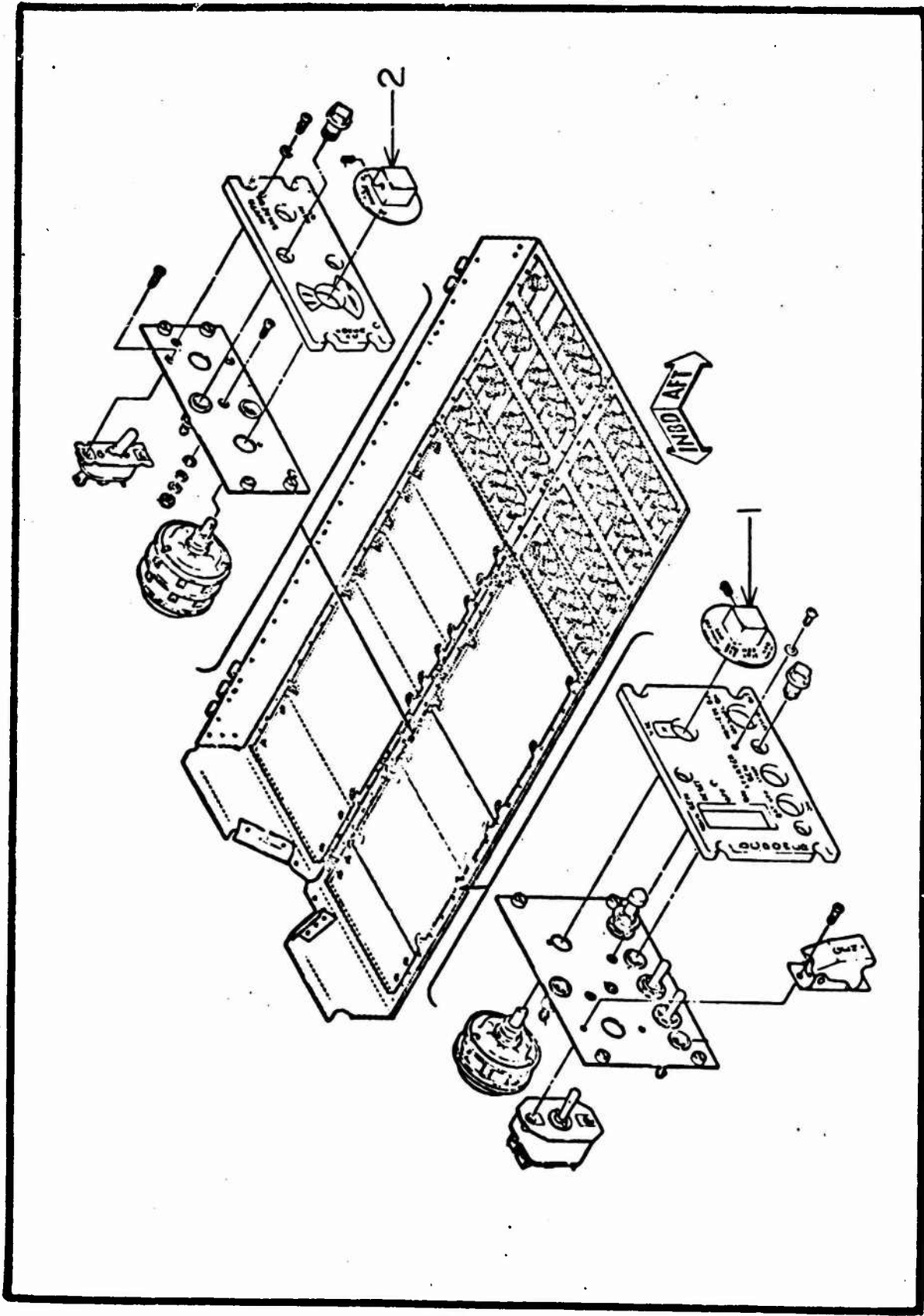


Figure 142 Panel Assembly, AC Power Control

UH-1H FLAT RATE DATA  
 FUNCTIONAL GROUP 09  
 REFERENCE FIGURE 142

ITEM NO.	NOMENCLATURE	FSN/PN	ACTION CODE	MAINT. LEVEL	MEAN	MEDIAN	MODE	STD. DEV.	SAMPLE SIZE
1	Knob	15607715401	Replace	Total Org. Supp.	0.7 0.7 0.8	0.5 0.5 0.5	0.5 0.5 1.0	0.252 0.251 0.272	54 46 8
2	Knob	15607712502	Replace	Total Org. Supp.	0.8 0.8 *	0.5 0.5 *	0.5 0.5 *	0.609 0.506 *	37 30 *
				Total Org. Supp.					
				Total Org. Supp.					
				Total Org. Supp.					
				Total Org. Supp.					
				Total Org. Supp.					
				Total Org. Supp.					
				Total Org. Supp.					
				Total Org. Supp.					

\*Insufficient Data

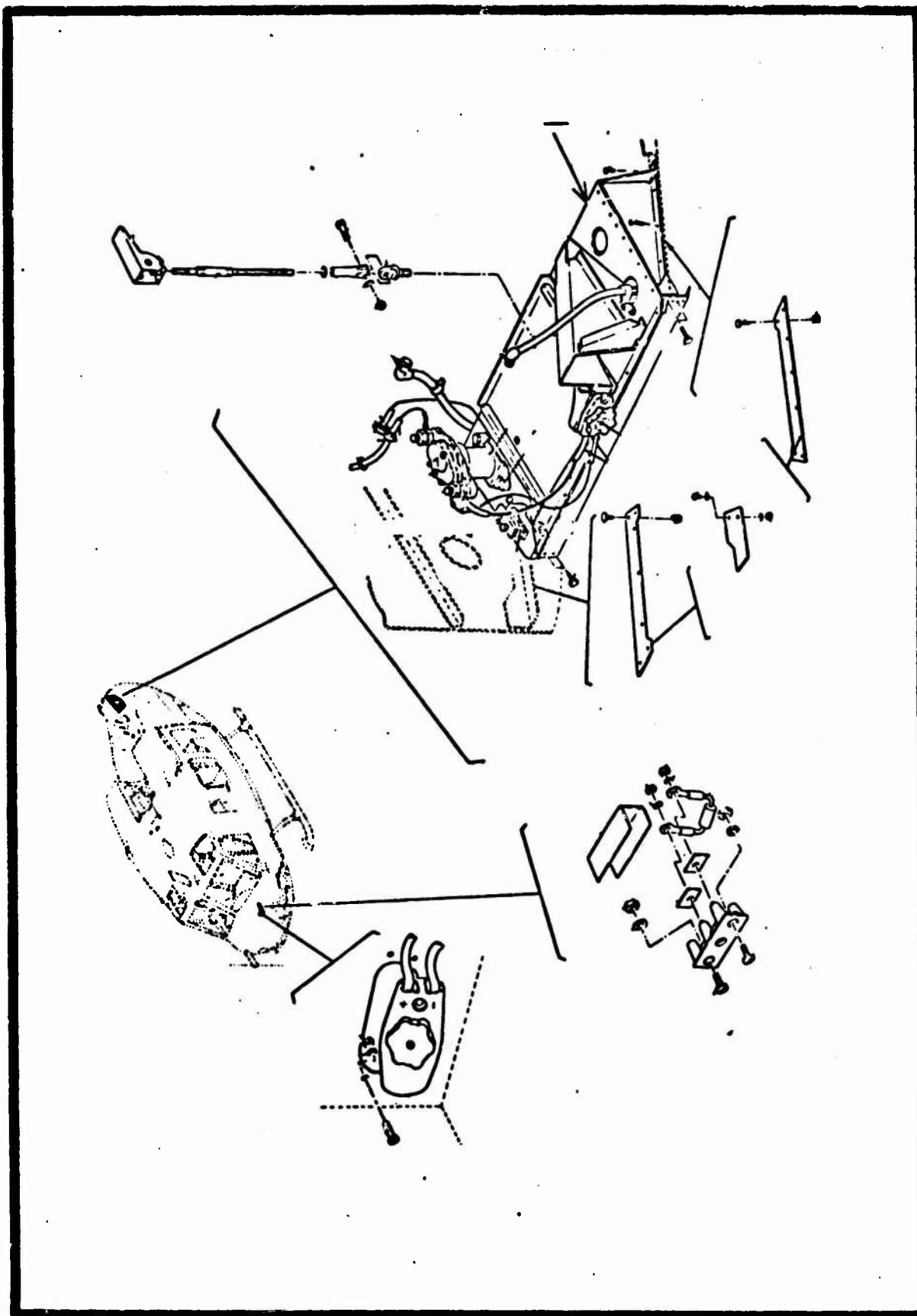


Figure 143 Shelf Assembly, Battery, Aft Compartment

UH-1H FLAT RATE DATA  
 FUNCTIONAL GROUP 09  
 REFERENCE FIGURE 143

ITEM NO.	NOMENCLATURE	FSN/PN	ACTION CODE	MAINT. LEVEL	MEAN	MEDIAN	MODE	STD. DEV.	SAMPLE SIZE
1	Battery Shelf Assy	15602205314 15609197294	Repair	Total Org. Supp.	0.6 * 0.6	0.5 * 0.5	0.5 * 0.5	0.285 * 0.282	38 * 34
				Total Org. Supp.					
				Total Org. Supp.					
				Total Org. Supp.					
				Total Org. Supp.					
				Total Org. Supp.					
				Total Org. Supp.					
				Total Org. Supp.					
				Total Org. Supp.					
				Total Org. Supp.					

\*Insufficient Data

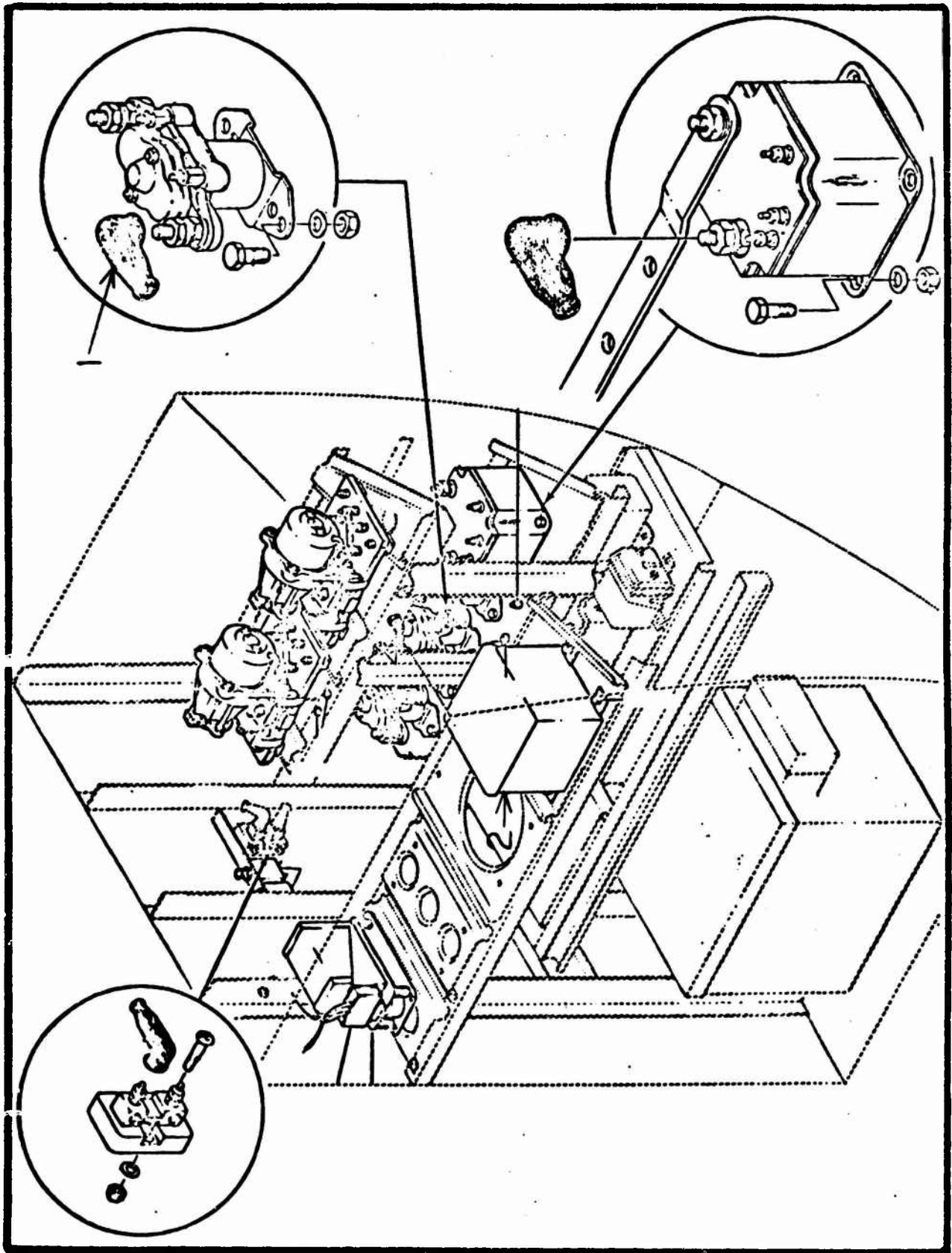


Figure 144 Electrical Equipment Installation, Radio Compartment

UH-1H FLAT RATE DATA  
 FUNCTIONAL GROUP 09  
 REFERENCE FIGURE 144

ITEM NO.	NOMENCLATURE	FSN/PN	ACTION CODE	MAINT. LEVEL	MEAN	MEDIAN	MODE	STD. DEV.	SAMPLE SIZE
1	Cable Nipple	59752506869 59752506872 59755536996 59755537077	Replace	Total	1.0	1.0	1.0	0.626	9
				Org.	1.1	1.0	1.0	0.227	2
				Supp.	1.2	1.0	1.0	0.707	3
2	Flasher	59459132683	Replace	Total	1.3	1.0	0.5	0.914	3
				Org.	1.3	1.0	0.5	0.928	2
				Supp.	*	*	*	*	*
				Total					
				Org.					
				Supp.					
				Total					
				Org.					
				Supp.					
				Total					
				Org.					
				Supp.					
				Total					
				Org.					
				Supp.					

\*Insufficient Data

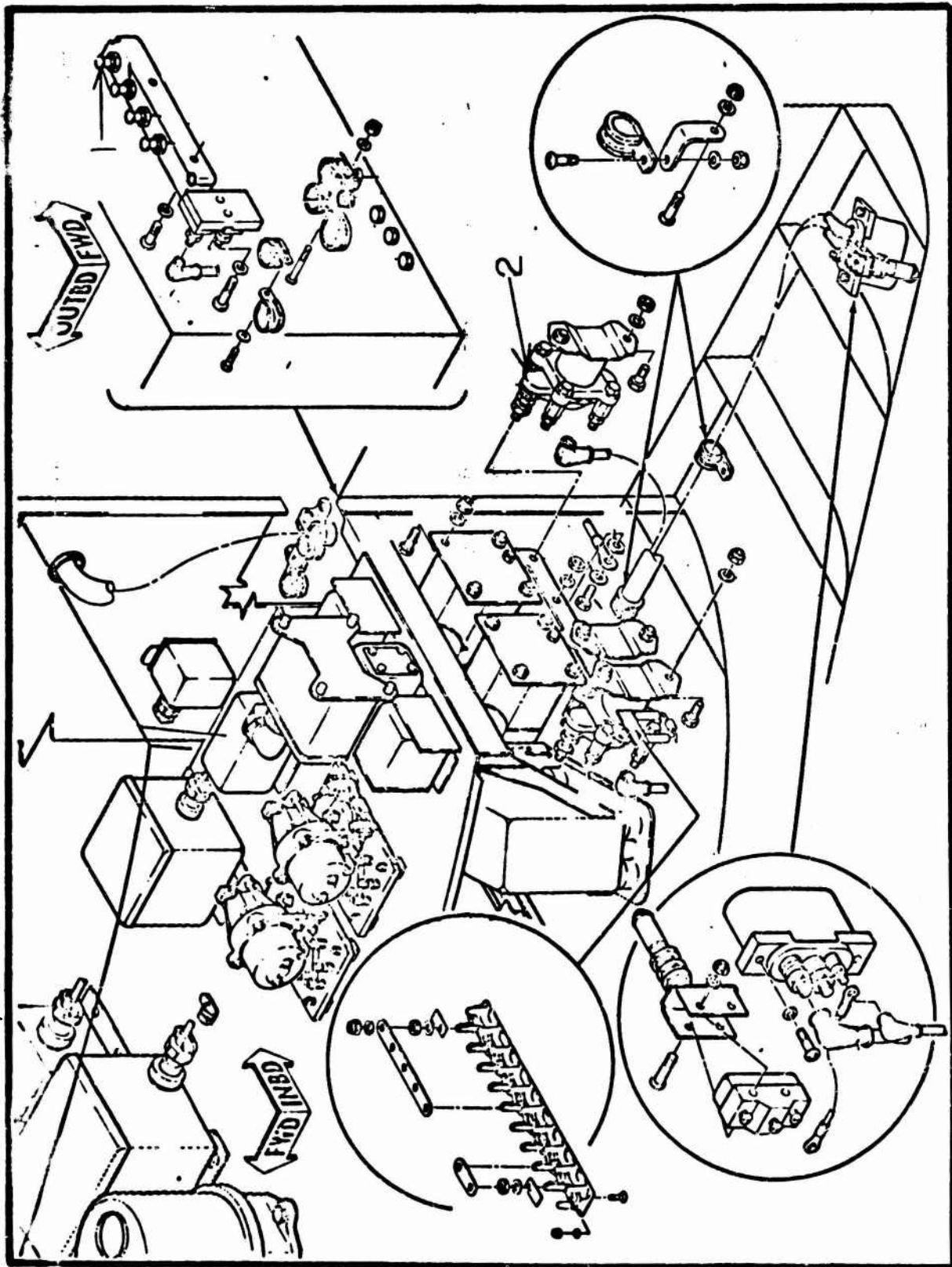


Figure 145 Equipment Installation, Lower Radio Compartment

UH-1H FLAT RATE DATA  
 FUNCTIONAL GROUP 09  
 REFERENCE FIGURE 145

ITEM NO.	NOMENCLATURE	FSN/PN	ACTION CODE	MAINT. LEVEL	MEAN	MEDIAN	MODE	STD. DEV.	SAMPLE SIZE
1	Circuit Breaker	59256824015	Replace	Total	0.8	1.0	1.0	0.430	13
				Org.	0.8	0.5	1.0	0.266	12
				Supp.	*	*	*	*	*
2	Solenoid Relay	59452570316	Replace	Total	1.0	1.0	1.0	0.854	28
				Org.	1.8	2.0	1.0	0.883	17
				Supp.	1.3	1.0	2.0	0.648	9
				Total					
				Org.					
				Supp.					
				Total					
				Org.					
				Supp.					
				Total					
				Org.					
				Supp.					
				Total					
				Org.					
				Supp.					
				Total					
				Org.					
				Supp.					

\*Insufficient Data

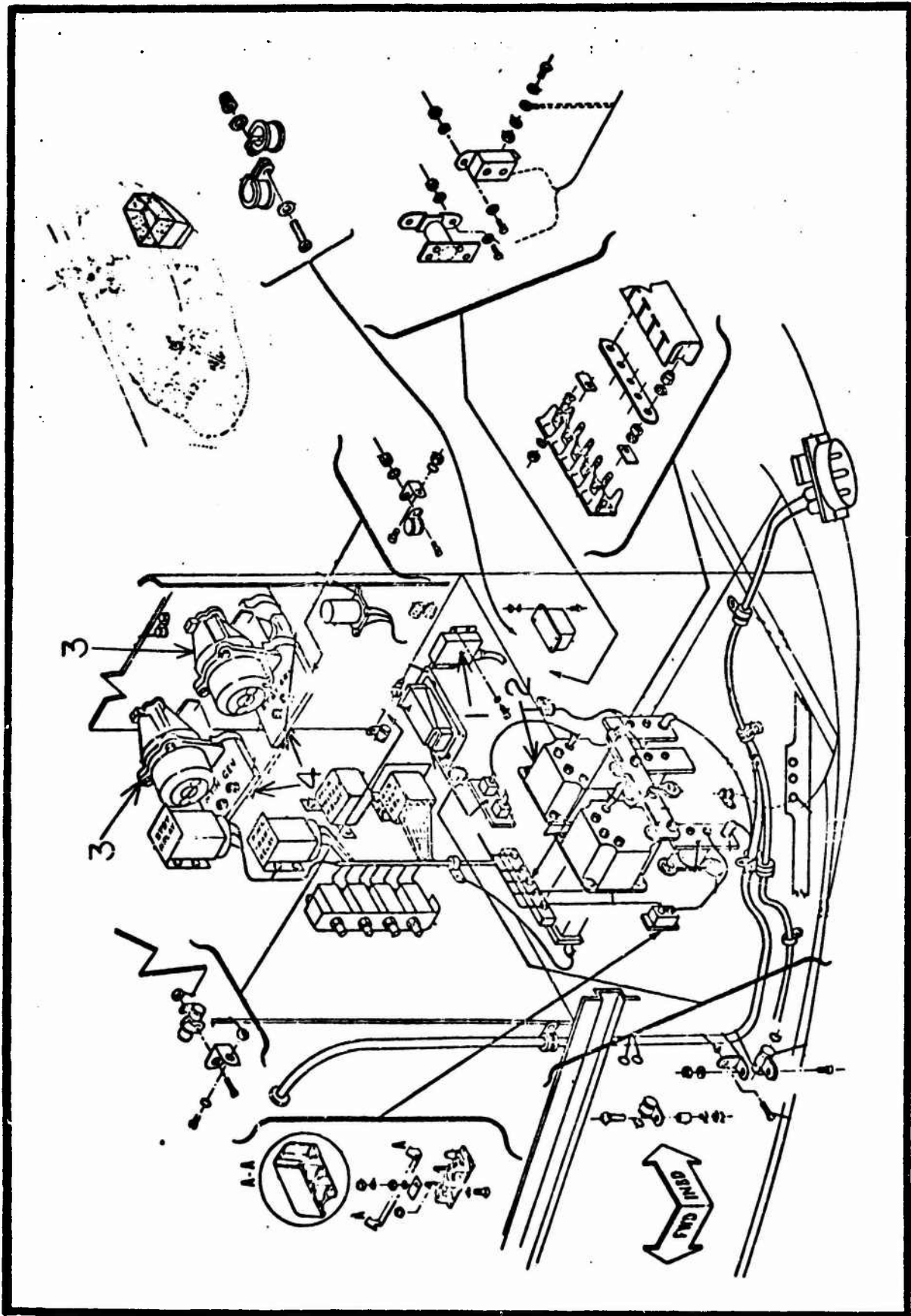


Figure 146 Equipment Installation, Aft Electrical Compartment

UH-1H FLAT RATE DATA  
 FUNCTIONAL GROUP 09  
 REFERENCE FIGURE 1416

ITEM NO.	NOMENCLATURE	FSN/PN	ACTION CODE	MAINT. LEVEL	MEAN	MEDIAN	MODE	STD. DEV.	SAMPLE SIZE
1	Position Light Flasher	59457525599	Replace	Total	0.9	1.0	1.0	0.431	99
				Org.	0.9	1.0	1.0	0.415	84
				Supp.	0.9	1.0	1.0	0.308	11
2	Cutout Relay	29255555349	Replace	Total	1.1	1.0	1.0	0.315	23
				Org.	1.1	1.0	1.0	0.302	19
				Supp.	*	*	*	*	*
3	Voltage Regulator	61103738691 61108426376 61109976055	Replace	Total	1.2	1.0	1.0	0.583	298
				Org.	1.1	1.0	1.0	0.572	223
				Supp.	1.2	1.0	1.0	0.601	74
			Adjust	Total	0.7	0.5	0.5	0.340	229
				Org.	0.7	0.5	0.5	0.364	96
				Supp.	0.6	0.5	0.5	0.319	133
			Service	Total	1.1	1.0	1.0	0.577	35
				Org.	0.7	0.5	0.5	0.263	11
				Supp.	1.1	1.0	1.0	0.579	20
Tested	Total	0.6	0.5	0.5	0.239	18			
	Org.	*	*	*	*	*			
	Supp.	0.5	0.5	0.5	0.180	16			
4	Base	61106608708	Replace	Total	1.3	1.0	1.0	0.547	48
				Org.	1.3	1.0	1.0	0.547	32
				Supp.	1.1	1.0	1.0	0.523	16
				Total					
				Org.					
				Supp.					
				Total					
				Org.					
				Supp.					

\*Insufficient Data

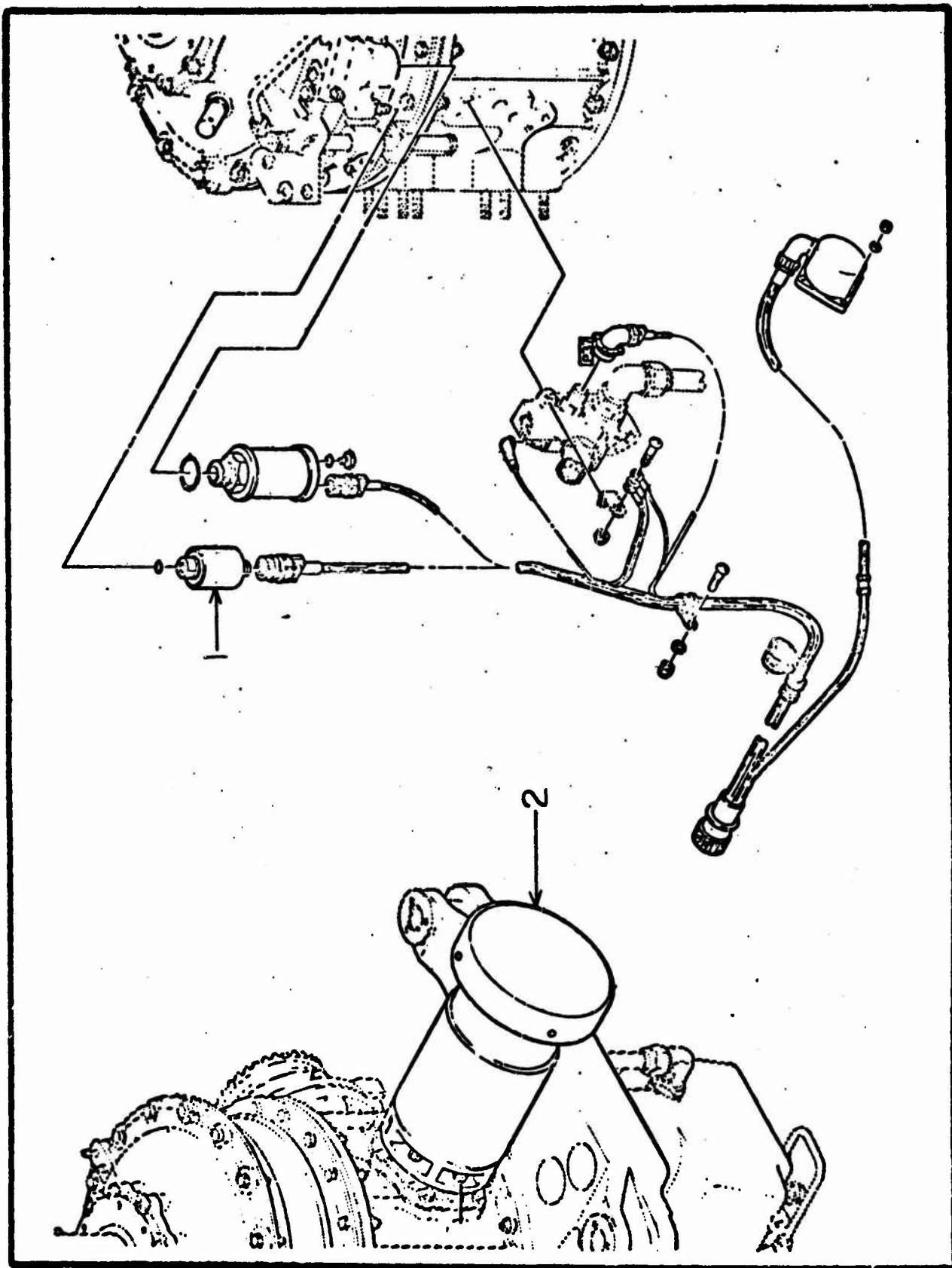


Figure 147 Electrical Installation, Pylon

UH-1H FLAT RATE DATA  
 FUNCTIONAL GROUP 09  
 REFERENCE FIGURE 147

ITEM NO.	NOMENCLATURE	FSN/PN	ACTION CODE	MAINT. LEVEL	MEAN	MEDIAN	MODE	STD. DEV.	SAMPLE SIZE			
1	Pressure Switch	59301794546	Replace	Total	1.3	1.0	1.0	0.621	23			
				Org.	1.3	1.0	1.0	0.619	23			
				Supp.	1.1	1.0	1.0	0.425	23			
2	DC Generator	61159011818 61255577225	Replace	Total	2.7	2.0	2.0	1.388	23			
				Org.	2.0	2.0	2.0	0.746	23			
			Adjust	Supp.	4.8	4.5	4.0	0.984	23			
				Total	0.9	0.5	0.5	0.587	23			
			Repair	Org.	0.8	0.5	0.5	0.596	23			
				Supp.	1.0	1.0	0.5	0.577	23			
			Service	Total	1.5	1.5	2.0	0.582	23			
				Org.	* 1.5	* 2.0	* 2.0	* 0.570	23			
			Tested	Supp.	1.7	1.0	1.0	1.093	23			
				Total	0.9	1.0	1.0	0.248	23			
							Org.	0.8	0.6	1.0	0.305	23
							Supp.	* 0.7	* 0.5	* 0.5	* 0.324	23
			Total	Total								
				Org.								
							Supp.					
							Total					
							Org.					
							Supp.					

\*Insufficient Data

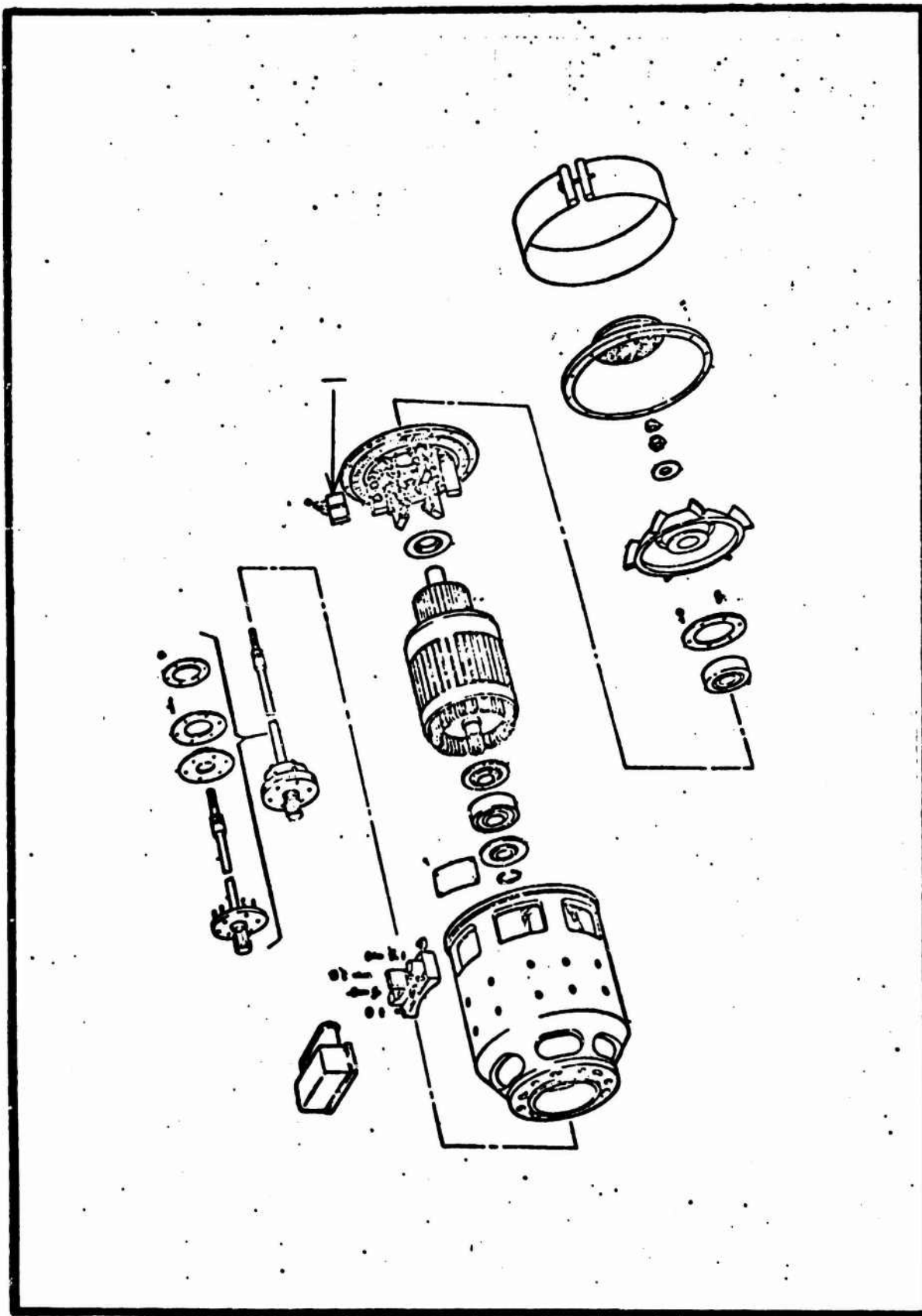


Figure 148 Generator, Direct Current

UH-1H FLAT RATE DATA  
FUNCTIONAL GROUP 09  
REFERENCE FIGURE 143

ITEM NO.	NOMENCLATURE	FSN/PN	ACTION CODE	MAINT. LEVEL	MEAN	MEDIAK	MODE	STD. DEV.	SAMPLE SIZE
1	Brush	59778746761	Service	Total Org. Supp.	1.0 * 1.0	1.0 * 1.0	1.0 * 1.0	0.250 * 0.250	9 * 9
				Total Org. Supp.					
				Total Org. Supp.					
				Total Org. Supp.					
				Total Org. Supp.					
				Total Org. Supp.					
				Total Org. Supp.					
				Total Org. Supp.					
				Total Org. Supp.					
				Total Org. Supp.					

\*Insufficient Data

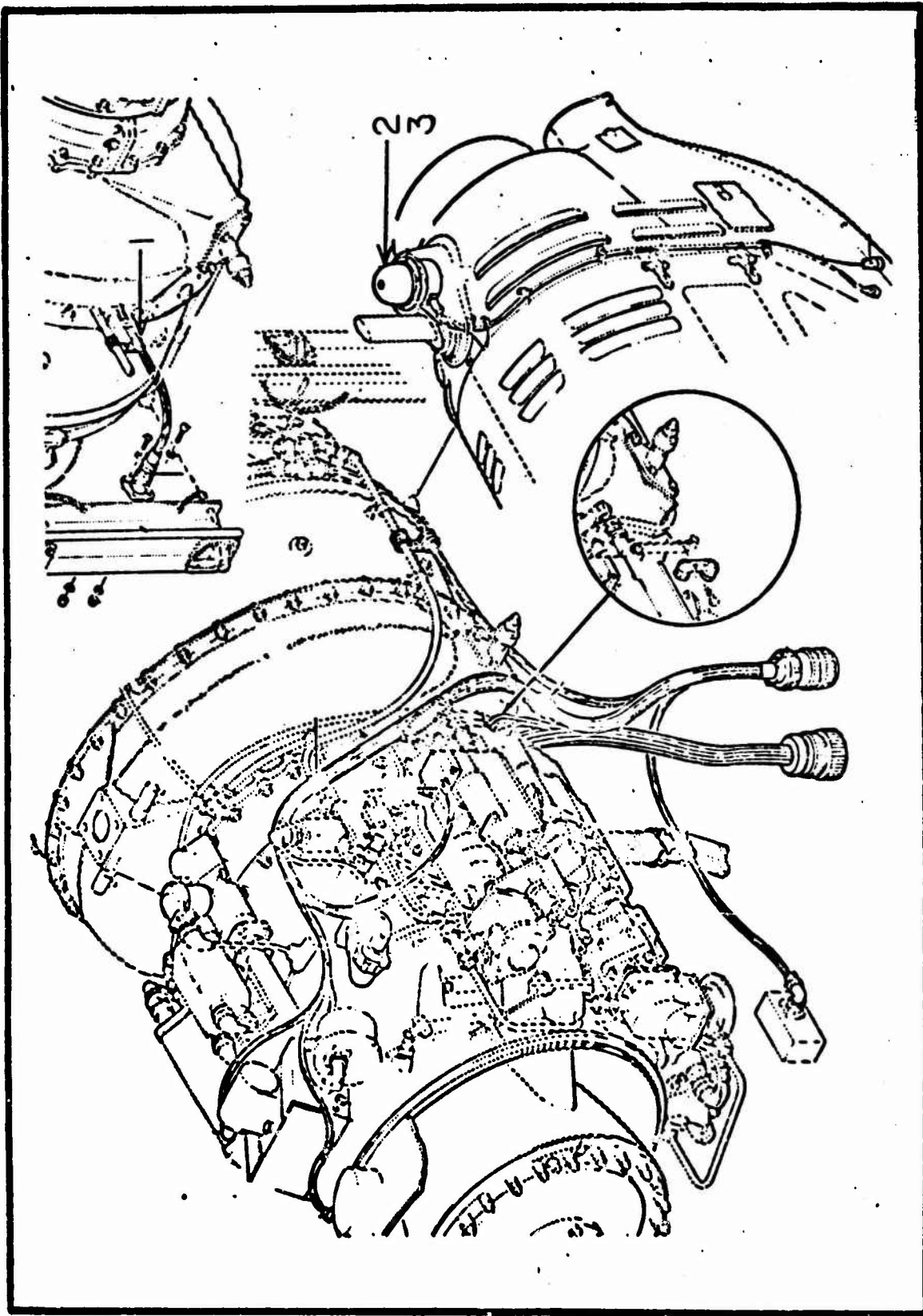


Figure 149 Electrical Installation, Power Plant

UH-1H FLAT RATE DATA  
 FUNCTIONAL GROUP 09  
 REFERENCE FIGURE 149

ITEM NO.	NOMENCLATURE	FSW/PN	ACTION CODE	MAINT. LEVEL	MEAN	MEDIAN	MODE	STD. DEV.	SAMPLE SIZE	
1	Clamp	53405333505 53405333510 53405333512 53405333516 53405333558 53405333600	Replace	Total	1.3	1.0	1.0	0.669	26	
				Org.	1.0	1.0	1.0	0.535	8	
				Supp.	1.5	1.0	2.0	0.079	18	
2	Navigational Light	62201451213 62201591762	Replace	Total	1.5	1.0	1.0	1.034	1,004	
				Org.	1.2	1.0	1.0	0.562	792	
				Supp.	1.4	1.0	1.0	0.506	85	
3	Lamp	62401416143 62402255128 62405641084	Repair	Total	1.4	1.0	1.0	0.483	12	
				Org.	1.2	1.0	1.0	0.394	7	
				Supp.	1.6	2.0	2.0	0.548	5	
			Replace	Total	0.8	0.5	0.5	0.442	589	
				Org.	0.8	0.5	0.5	0.438	566	
				Supp.	0.8	0.5	0.5	0.532	23	
				Total						
				Org.						
				Supp.						
				Total						
				Org.						
				Supp.						
				Total						
				Org.						
				Supp.						

\*Insufficient Data

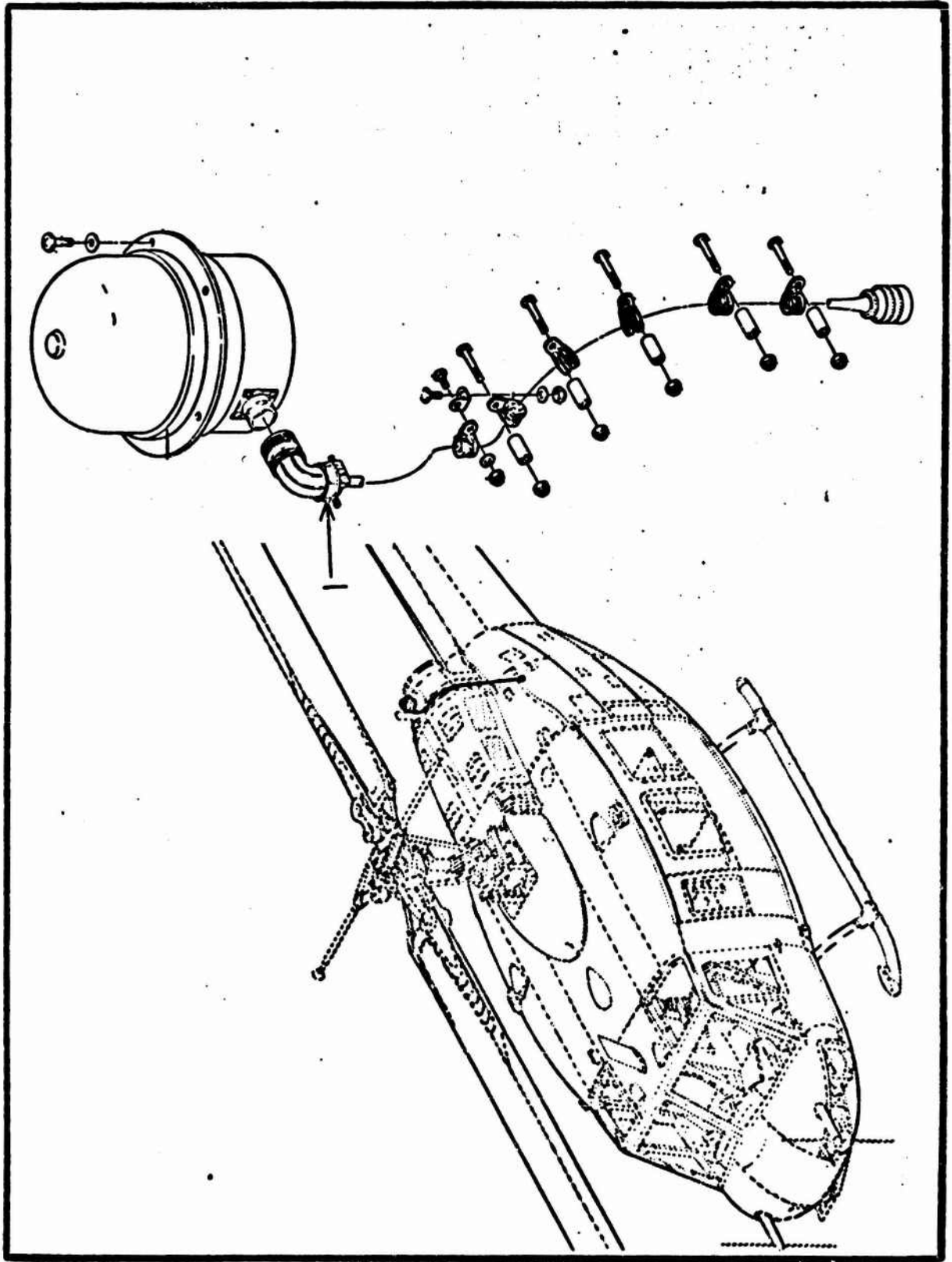


Figure 150 Electrical Installation, Upper Tailpipe Fairing

UH-1H FLAT RATE DATA  
 FUNCTIONAL GROUP 09  
 REFERENCE FIGURE 150

ITEM NO.	NOMENCLATURE	PSN/PN	ACTION CODE	MAINT. LEVEL	MEAN	MEDIAN	MODE	STD. DEV.	SAMPLE SIZE
1	Cable	15609809474	Replace	Total Org. Supp.	3.1 * 3.2	3.0 * 3.0	4.0 * 4.0	0.956 * 0.969	17 * 13
				Total Org. Supp.					
				Total Org. Supp.					
				Total Org. Supp.					
				Total Org. Supp.					
				Total Org. Supp.					
				Total Org. Supp.					
				Total Org. Supp.					
				Total Org. Supp.					
				Total Org. Supp.					
				Total Org. Supp.					
				Total Org. Supp.					

\*Insufficient Data

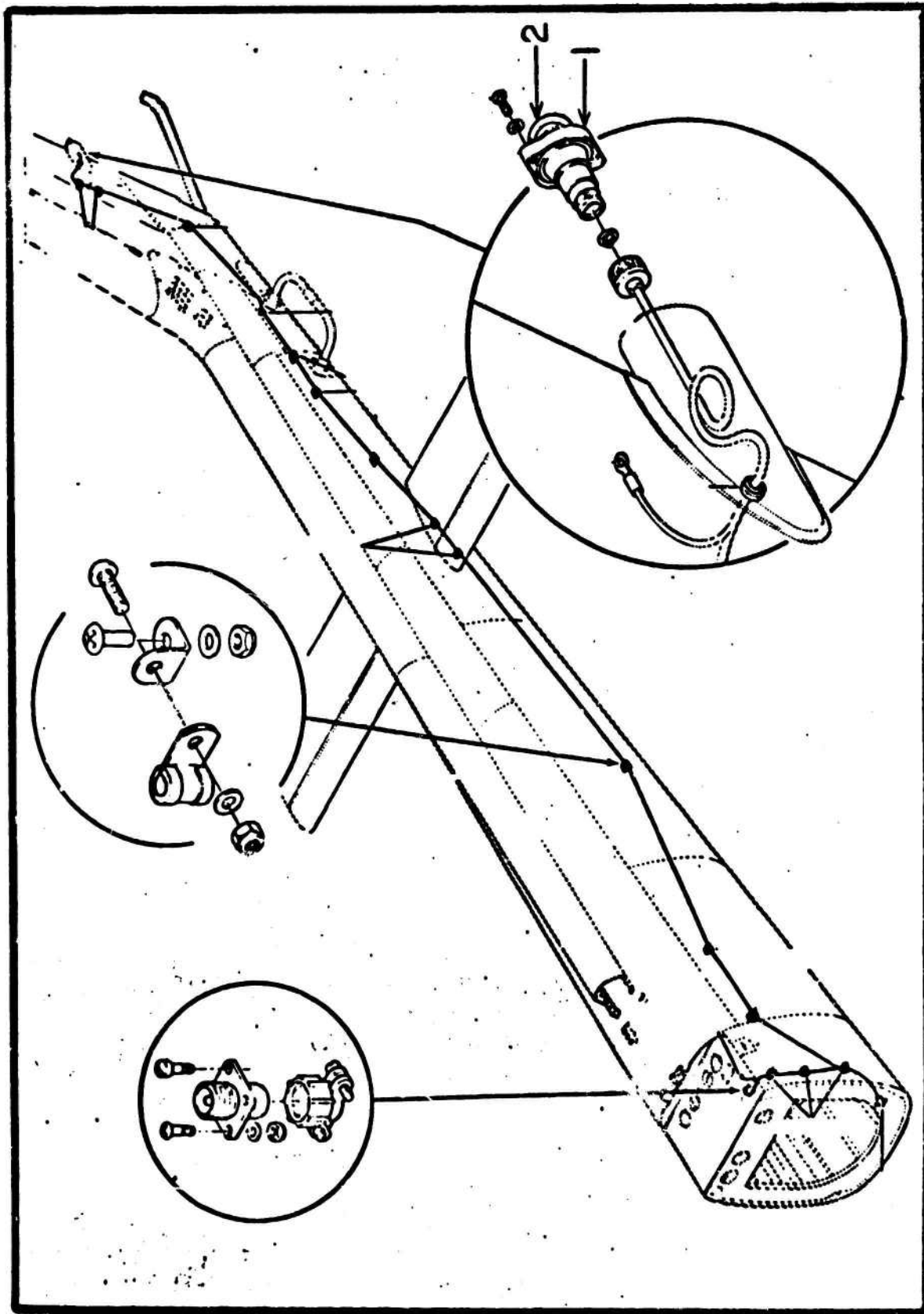


Figure 151 Electrical Installation, Aft Section

UH-1H FLAT RATE DATA  
 FUNCTIONAL GROUP C9  
 REFERENCE FIGURE 151

ITEM NO.	NOMENCLATURE	FSN/PN	ACTION CODE	MAINT. LEVEL	MEAN	MEDIAN	MODE	STD. DEV.	SAMPLE SIZE	
1	Navigation Light	62205480313	Replace	Total	0.8	0.8	0.5	0.440	115	
				Org.	0.8	1.0	0.5	0.420	104	
				Supp.	*	*	*	*	*	
2	Lamp	62400446914	Repair	Total	1.2	1.0	1.0	0.560	69	
				Org.	1.0	1.0	1.0	0.537	14	
				Supp.	1.2	1.0	1.0	0.565	55	
---	Tail Light	62200596276	Replace	Total	0.6	0.5	0.5	0.463	1,122	
				Org.	0.6	0.5	0.5	0.437	1,546	
				Supp.	0.5	0.5	0.5	0.077	48	
				Total	1.1	1.0	1.0	0.587	100	
				Org.	1.0	1.0	1.0	0.526	71	
				Supp.	1.2	1.0	1.0	0.704	29	
				Total						
				Org.						
				Supp.						
				Total						
				Org.						
				Supp.						
				Total						
				Org.						
				Supp.						
				Total						
				Org.						
				Supp.						
				Total						
				Org.						
				Supp.						

\*Insufficient Data

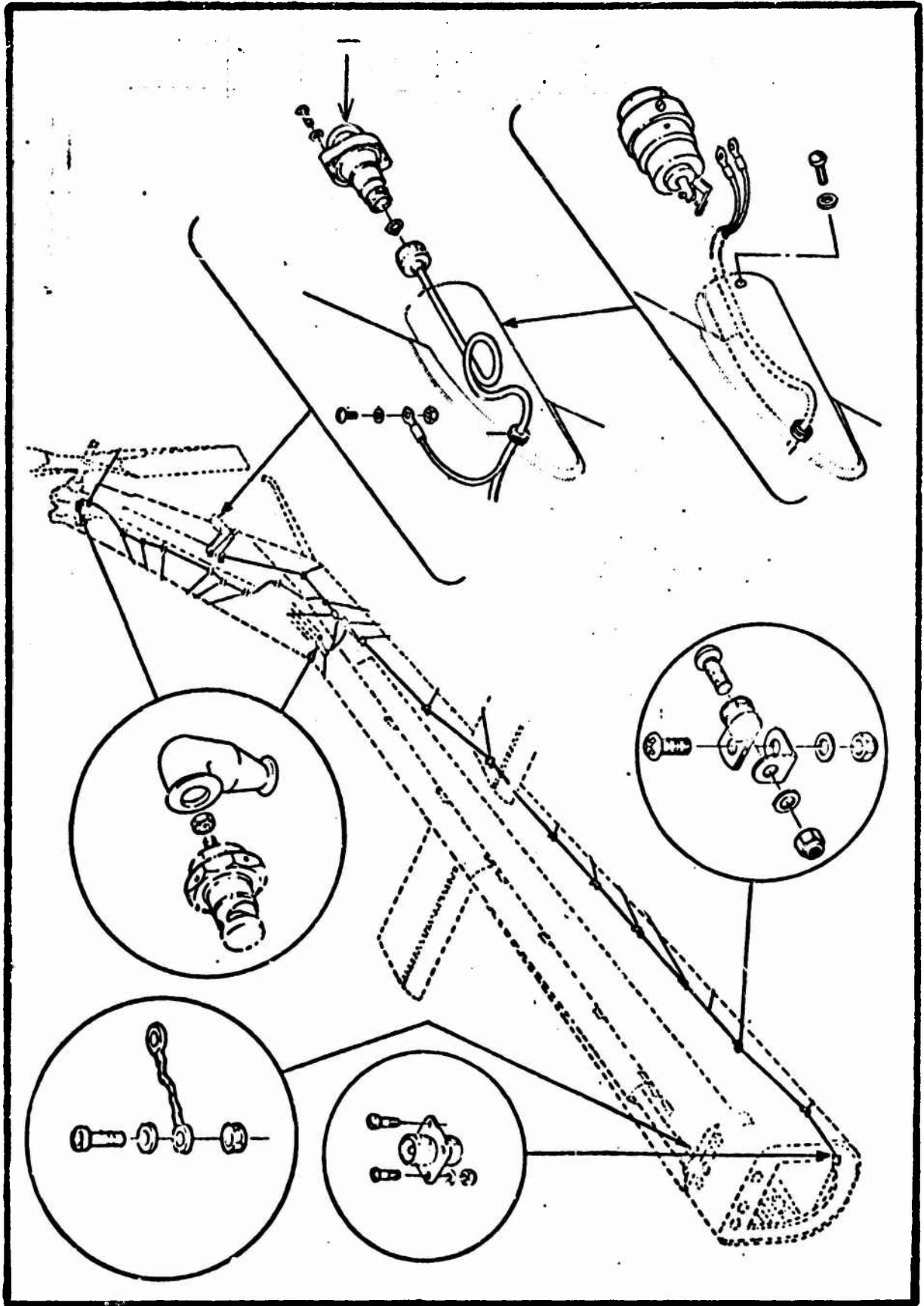


Figure 152 Electrical Installation, Aft Section

UH-1H FLAT RATE DATA  
 FUNCTIONAL GROUP 09  
 REFERENCE FIGURE 152

ITEM NO.	NOMENCLATURE	FSN/PN	ACTION CODE	MAINT. LEVEL	MEAN	MEDIAN	MODE	STD. DEV.	SAMPLE SIZE
1	Lens	62205042021 62205578861	Replace	Total Org. Supp.	0.7 0.7*	0.5 0.5*	0.5 0.5*	0.256 0.258*	36 29*
				Total Org. Supp.					
				Total Org. Supp.					
				Total Org. Supp.					
				Total Org. Supp.					
				Total Org. Supp.					
				Total Org. Supp.					
				Total Org. Supp.					
				Total Org. Supp.					
				Total Org. Supp.					
				Total Org. Supp.					
				Total Org. Supp.					
				Total Org. Supp.					

\*Insufficient Data

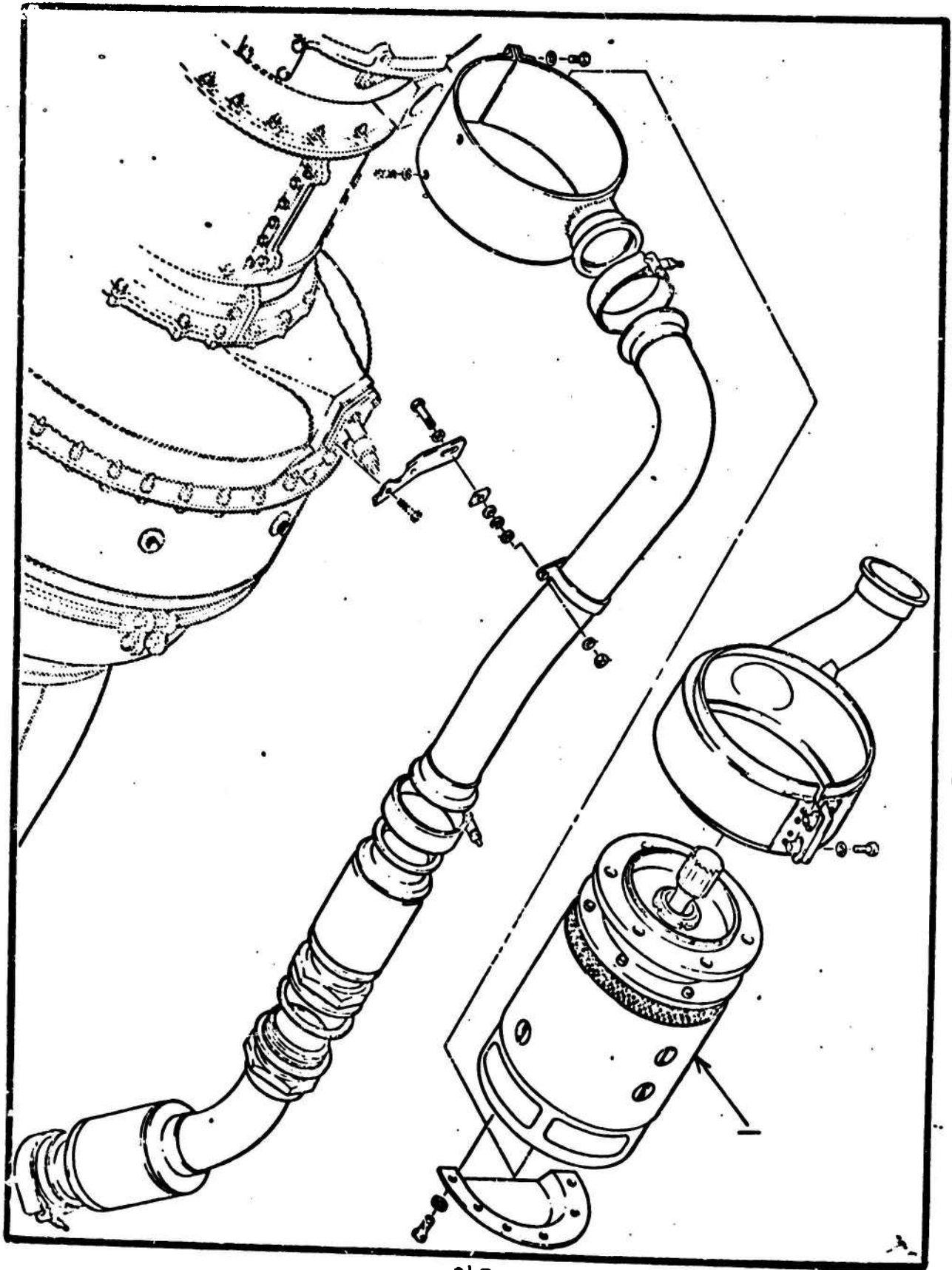


Figure 15C Starter Installation

UH-1H FLAT RATE DATA  
 FUNCTIONAL GROUP 09  
 REFERENCE FIGURE 153

ITEM NO.	NOMENCLATURE	FSN/PN	ACTION CODE	MAINT. LEVEL	MEAN	MEDIAN	MODE	STD. DEV.	SAMPLE SIZE
1	Starter	29255859861 29258781136	Replace	Total	5.1	4.5	4.0	2.498	233
				Org.	3.7	4.0	4.0	1.548	97
				Supp.	3.5	3.5	4.0	1.530	92
			Service	Total	0.7	0.5	0.5	0.274	13
				Org.	*	*	*	*	*
				Supp.	0.8	0.8	0.5	0.277	11
			Initial Inspection	Total	0.6	0.5	0.5	0.207	15
				Org.	*	*	*	*	*
				Supp.	0.6	0.5	0.5	0.213	14
			Final Inspection	Total	0.6	0.5	0.5	0.251	14
				Org.	*	*	*	*	*
				Supp.	0.6	0.5	0.5	0.260	13
			Removed and Installed	Total	5.3	5.0	8.0	1.837	59
				Org.	*	*	*	*	*
Supp.	5.5	5.5		8.0	1.871	37			
Checked Serviceable	Total	2.1	2.0	1.0	1.216	7			
	Org.	*	*	*	*	*			
	Supp.	2.1	2.0	1.0	1.216	7			
				Total					
				Org.					
				Supp.					
				Total					
				Org.					
				Supp.					
				Total					
				Org.					
				Supp.					

\*Insufficient Data

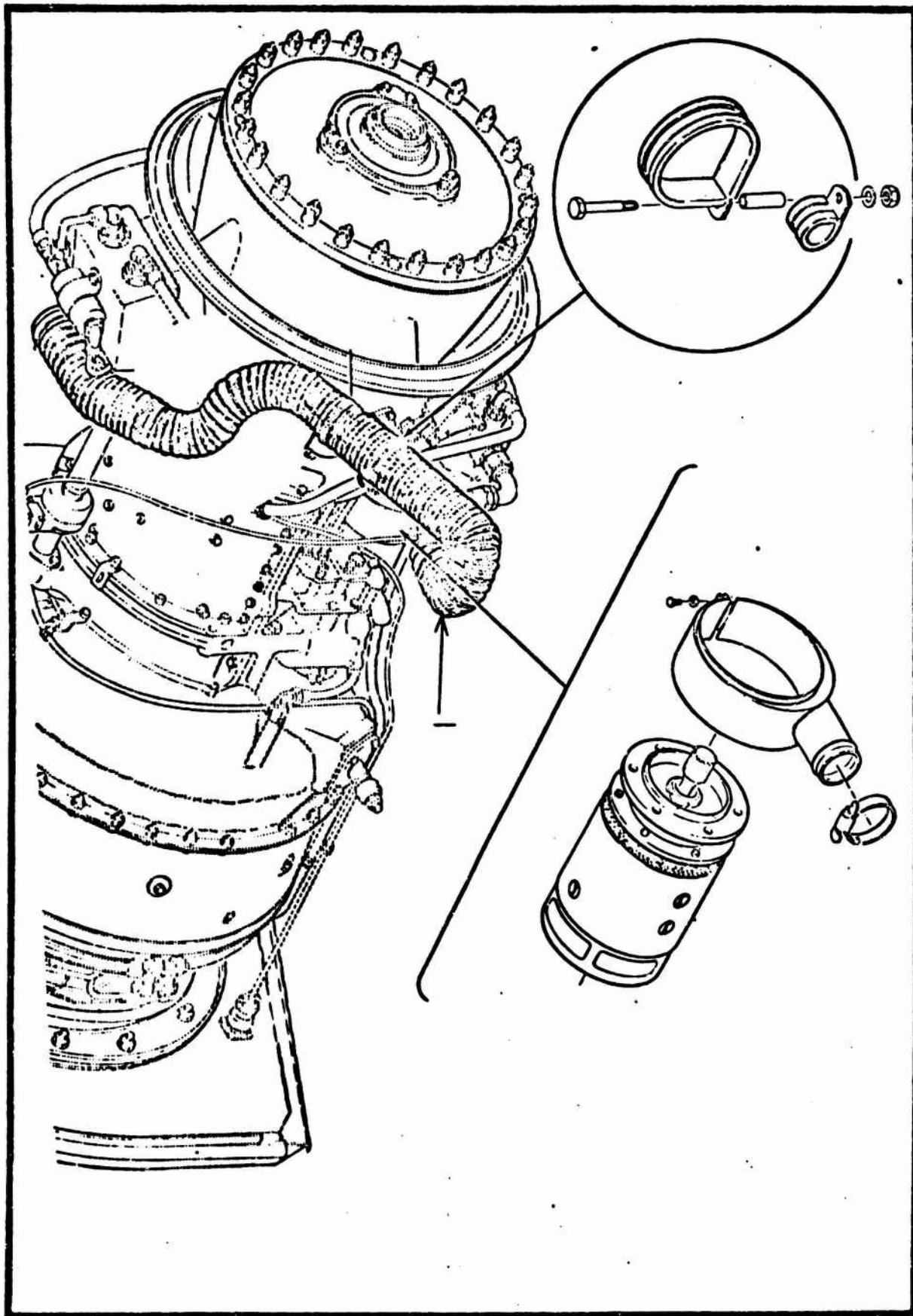


Figure 154. Starter Installation

UH-1H FLAT RATE DATA  
 FUNCTIONAL GROUP 09  
 REFERENCE FIGURE 154

ITEM NO.	NOMENCLATURE	FSN/PN	ACTION CODE	MAINT. LEVEL	MEAN	MEDIAN	MODE	STD. DEV.	SAMPLE SIZE
1	Hose	47201348933 47209889951	Replace	Total	1.0	1.0	1.0	0.529	298
				Org.	0.7	0.6	1.0	0.257	158
				Supp.	0.9	1.0	1.0	0.213	78
				Total					
				Org.					
				Supp.					
				Total					
				Org.					
				Supp.					
				Total					
				Org.					
				Supp.					
				Total					
				Org.					
				Supp.					
				Total					
				Org.					
				Supp.					

\*Insufficient Data

UH-1H FLAT RATE DATA  
 FUNCTIONAL GROUP 09  
 REFERENCE FIGURE 154

ITEM NO.	NOMENCLATURE	FSN/PN	ACTION CODE	MAINT. LEVEL	MEAN	MEDIAN	MODE	STD. DEV.	SAMPLE SIZE
--	Terminal	59403295635 59403663399 59405017531	Replace	Total Org. Supp.	1.3 * 1.3	1.0 * 1.0	1.0 * 0.5	0.719 * 0.755	10 * 9
--	Connector	59350870053	Replace	Total Org. Supp.	1.6 * 1.6	2.0 * 2.0	2.0 * 2.0	0.530 * 0.550	15 * 13
--	Boot	59308928962	Replace	Total Org. Supp.	0.9 * 0.9 0.7	0.5 * 1.0 0.5	0.506 * 0.510 0.485	0.506 * 0.510 0.485	45 * 32 13
				Total Org. Supp.					
				Total Org. Supp.					
				Total Org. Supp.					
				Total Org. Supp.					
				Total Org. Supp.					
				Total Org. Supp.					
				Total Org. Supp.					

\*Insufficient Data

SECTION X  
FUNCTIONAL GROUP 10  
FUEL SYSTEM

351 a

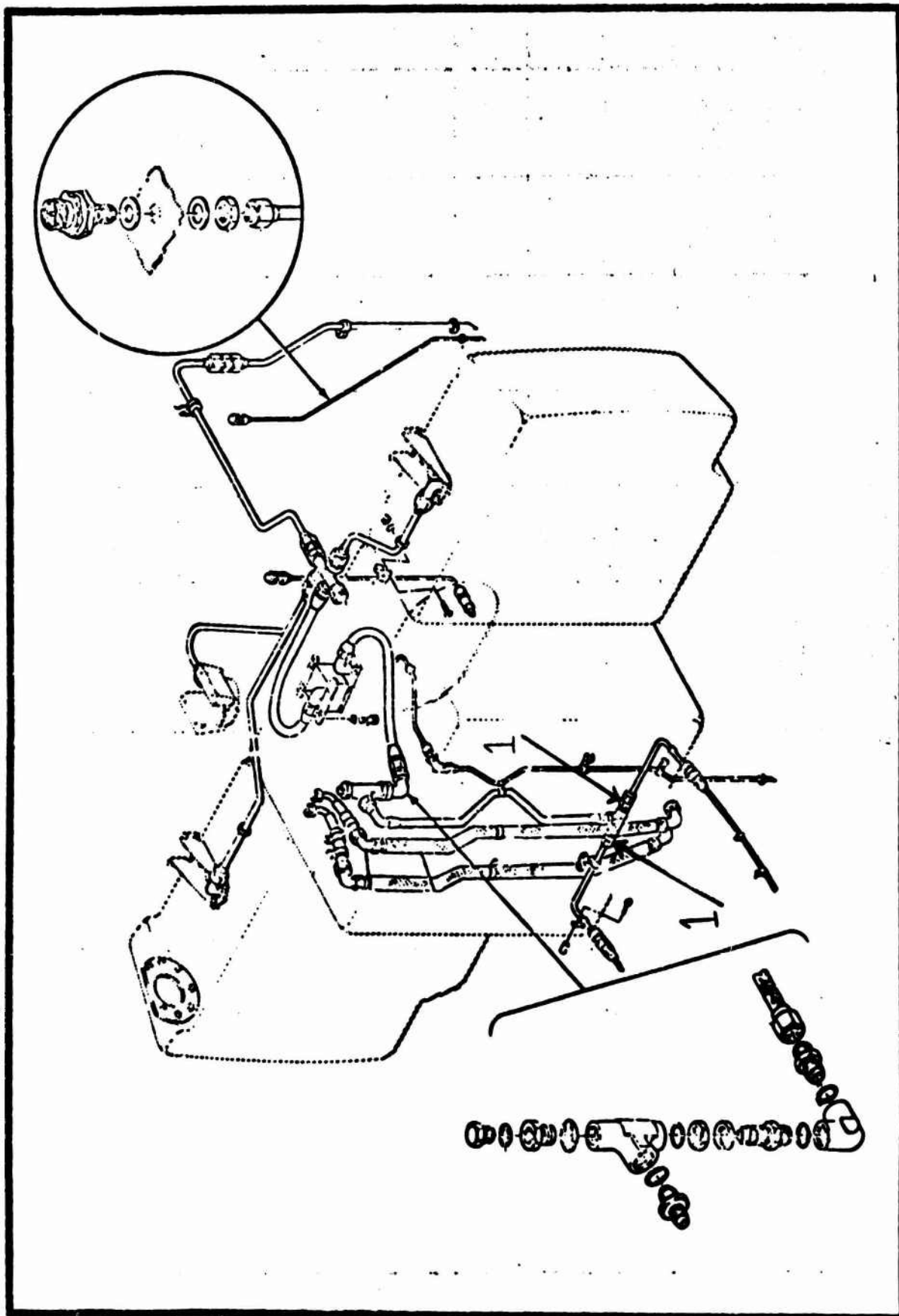


Figure 155 Fuel System Installation, Lower Section  
(Crashworthy)

IH-1H FLAT RATE DATA  
 FUNCTIONAL GROUP 10  
 REFERENCE FIGURE 155

ITEM NO.	NOMENCLATURE	FSN/PN	ACTION CODE	MAINT. LEVEL	MEAN	MEDIAN	MODE	STD. DEV.	SAMPLE SIZE
1	Reducer	47309037981	Replace	Total Org. Supp.	0.8 0.9 0.7	1.0 1.0 0.5	1.0 1.0 0.5	0.312 0.329 0.292	9 6 3
				Total Org. Supp.					
				Total Org. Supp.					
				Total Org. Supp.					
				Total Org. Supp.					
				Total Org. Supp.					
				Total Org. Supp.					
				Total Org. Supp.					
				Total Org. Supp.					

\*Insufficient Data

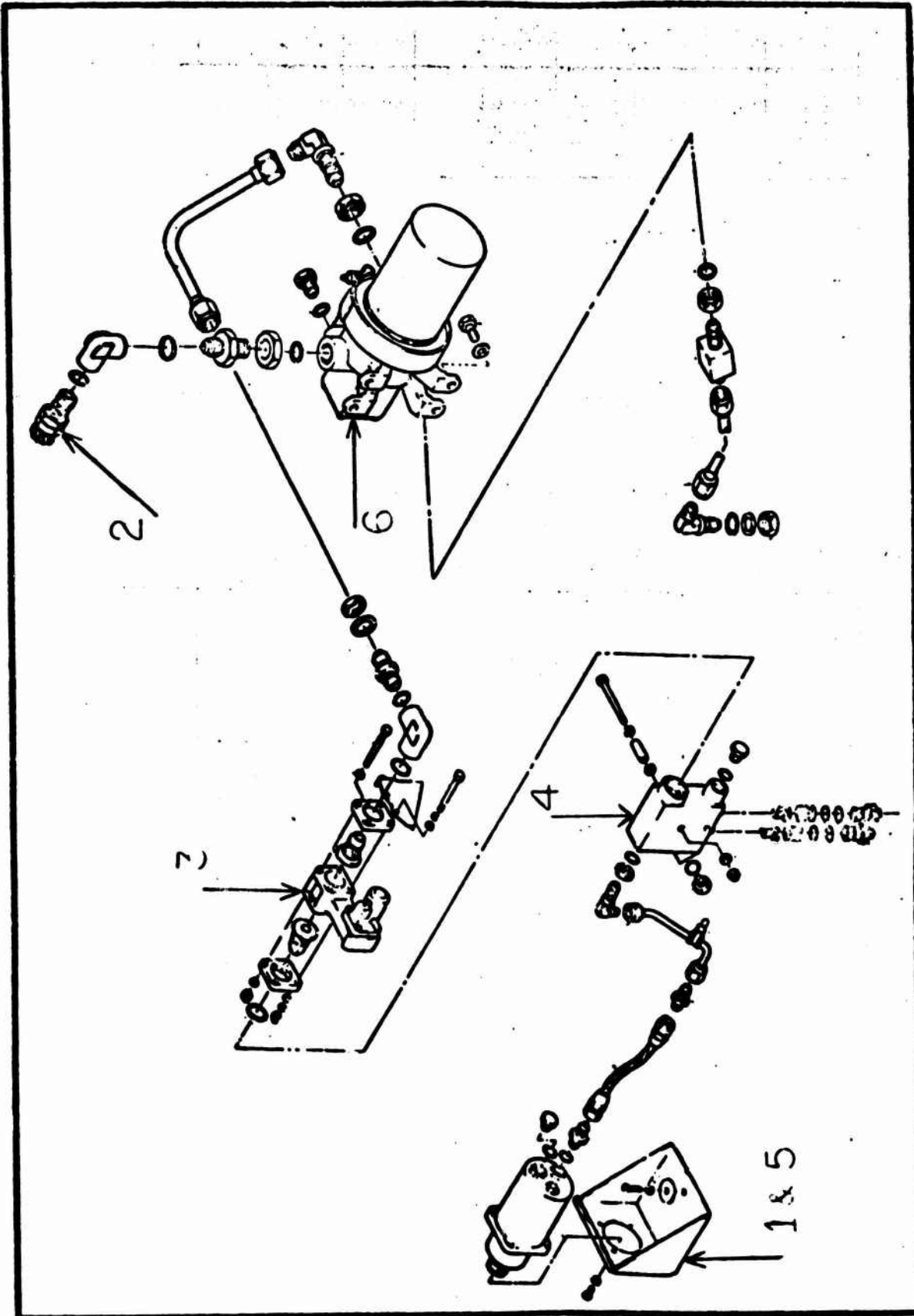


Figure 156 Fuel System Installation, Upper Section  
(Standard)

UH-1H FLAT RATE DATA  
 FUNCTIONAL GROUP 10  
 REFERENCE FIGURE 156

ITEM NO.	NOMENCLATURE	FSN/PN	ACTION CODE	MAINT. LEVEL	MEAN	MEDIAN	MODE	STD. DEV.	SAMPLE SIZE
1	Mount	53405843769	Replace	Total	1.8	1.0	1.0	1.193	8
				Org.	2.2	2.0	2.0	1.170	6
				Supp.					
2	Coupling Half	47307732618	Replace	Total	6.5	5.0	10.0	5.234	24
				Org.	7.9	8.0	10.0	5.111	15
				Supp.					
3	Gate Valve	29159913255	Replace	Total	2.3	2.0	2.0	1.283	14
				Org.	1.8	1.5	4.0	1.351	5
				Supp.					
4	Valve Assy	29159631094 47201828861 48104885326	Replace	Total	1.3	1.0	1.0	0.620	29
				Org.	1.3	1.0	2.0	0.660	25
				Supp.	1.1	1.0	1.0	0.252	4
5	Bracket Assy	15602261779 15609699220	Replace	Total	1.6	1.0	1.0	1.125	85
				Org.	1.3	1.0	1.0	0.948	44
				Supp.	1.9	2.0	2.0	1.226	41
6	Fuel Filter Assy	29150111518	Replace	Total	1.6	1.0	1.0	1.248	104
				Org.	1.5	1.0	1.0	1.178	97
				Supp.	2.6	2.0	2.0	1.813	7
				Total					
				Org.					
				Supp.					
				Total					
				Org.					
				Supp.					

\*Insufficient Data

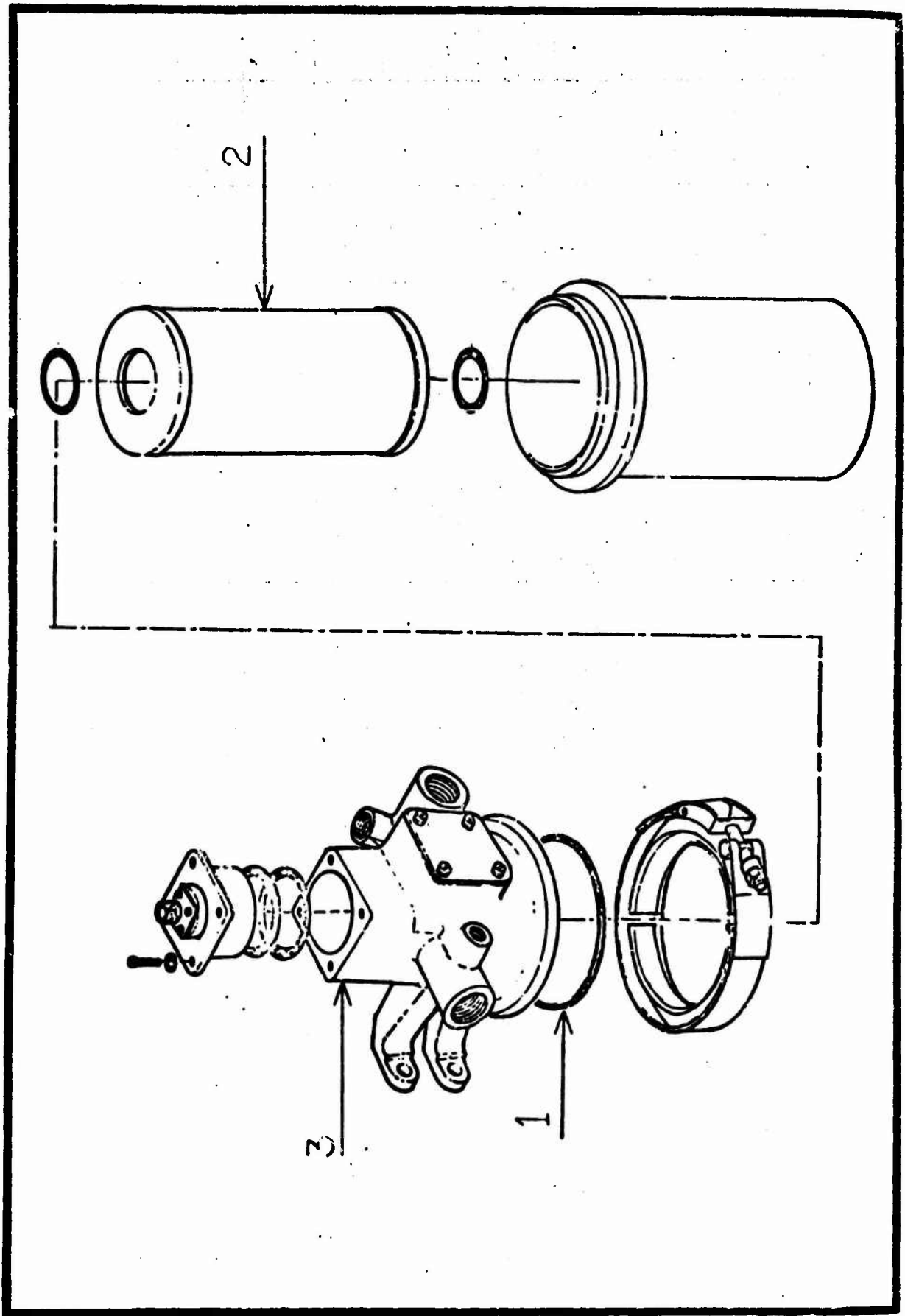


Figure 157 Filter Assembly, Fuel

UH-1H FLAT RATE DATA  
 FUNCTIONAL GROUP 10  
 REFERENCE FIGURE 157

ITEM NO.	NOMENCLATURE	FSN/PN	ACTION CODE	MAINT. LEVEL	MEAN	MEDIAN	MODE	STD. DEV.	SAMPLE SIZE
1	Packing	53300250236 53302913078	Replace	Total	1.1	1.0	0.5	0.831	90
				Org.	0.9	9.5	0.5	0.661	77
				Supp.	*	*	*	*	*
2	Element	29450190280	Replace	Total	0.7	0.5	0.5	0.722	84
				Org.	0.6	0.5	0.5	0.400	80
				Supp.	*	*	*	*	*
3	Head Assy	26158682708	Replace	Total	0.9	1.0	0.5	0.593	32
				Org.	0.9	1.0	0.5	0.568	31
				Supp.	*	*	*	*	*
				Total					
				Org.					
				Supp.					
				Total					
				Org.					
				Supp.					
				Total					
				Org.					
				Supp.					
				Total					
				Org.					
				Supp.					
				Total					
				Org.					
				Supp.					
				Total					
				Org.					
				Supp.					
				Total					
				Org.					
				Supp.					
				Total					
				Org.					
				Supp.					
				Total					
				Org.					
				Supp.					

\*Insufficient Data

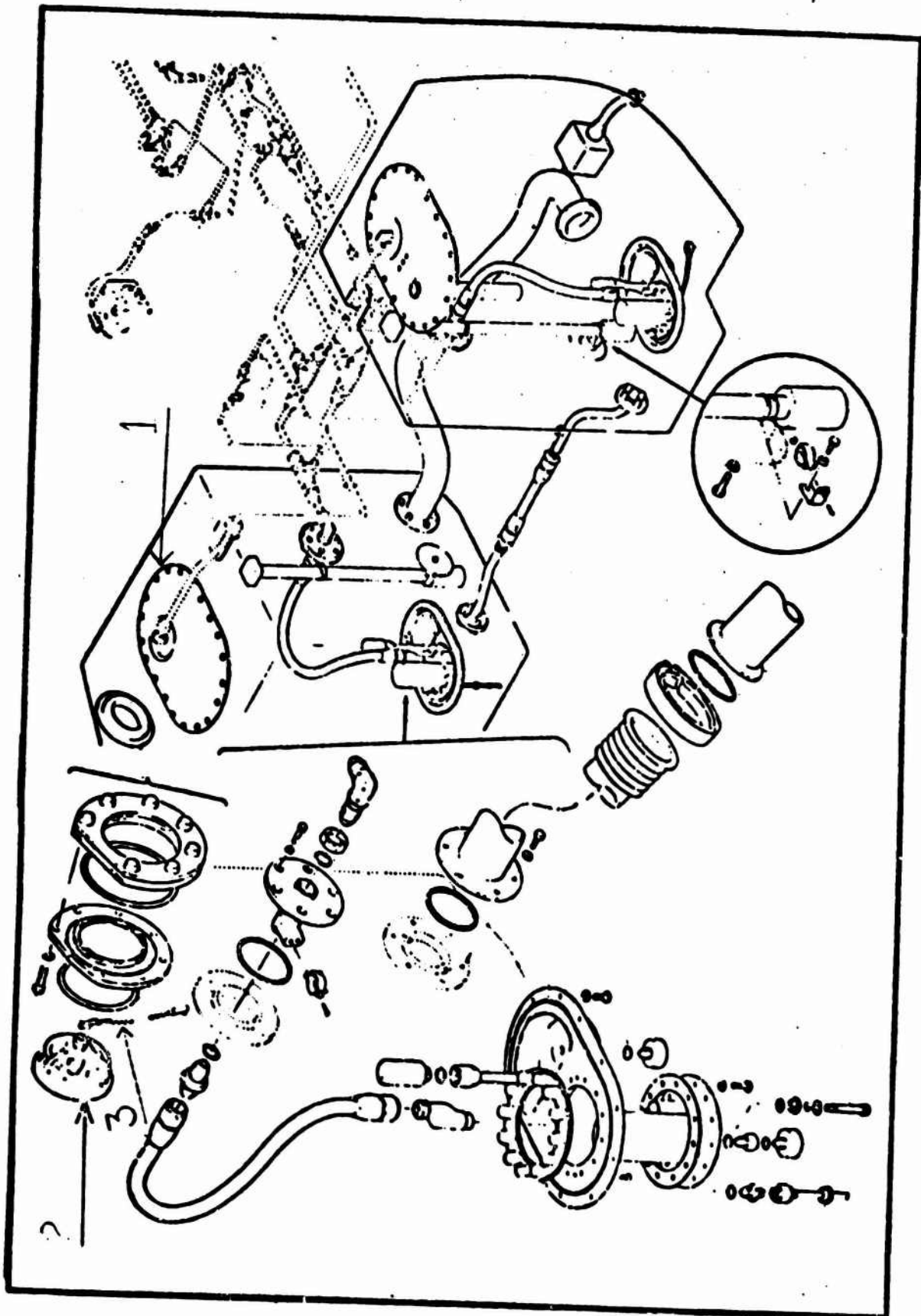


Figure 158 Fuel System Installation, Tank Section

UH-1H FLAT RATE DATA  
 FUNCTIONAL GROUP 10  
 REFERENCE FIGURE I58

ITEM NO.	NOMENCLATURE	FSM/PN	ACTION CODE	MAINT. LEVEL	MEAN	MEDIAN	MODE	STD. DEV.	SAMPLE SIZE
1	Packing	53306785443	Replace	Total Org. Supp.	4.0 * 4.1	2.0 * 2.0	2.0 * 2.0	3.676 * 3.872	17 * 12
2	Cap	15609889299	Replace	Total Org. Supp.	1.2 1.1 1.4	1.0 1.0 1.0	1.0 1.0 1.0	0.879 0.885 0.918	15 9 6
3	Chain Bead	15606268541	Replace	Total Org. Supp.	0.8 0.9 0.7	0.5 0.5 0.5	0.5 0.5 0.5	0.514 0.523 0.411	158 138 17
				Total Org. Supp.					
				Total Org. Supp.					
				Total Org. Supp.					
				Total Org. Supp.					
				Total Org. Supp.					
				Total Org. Supp.					
				Total Org. Supp.					

\*Insufficient Data

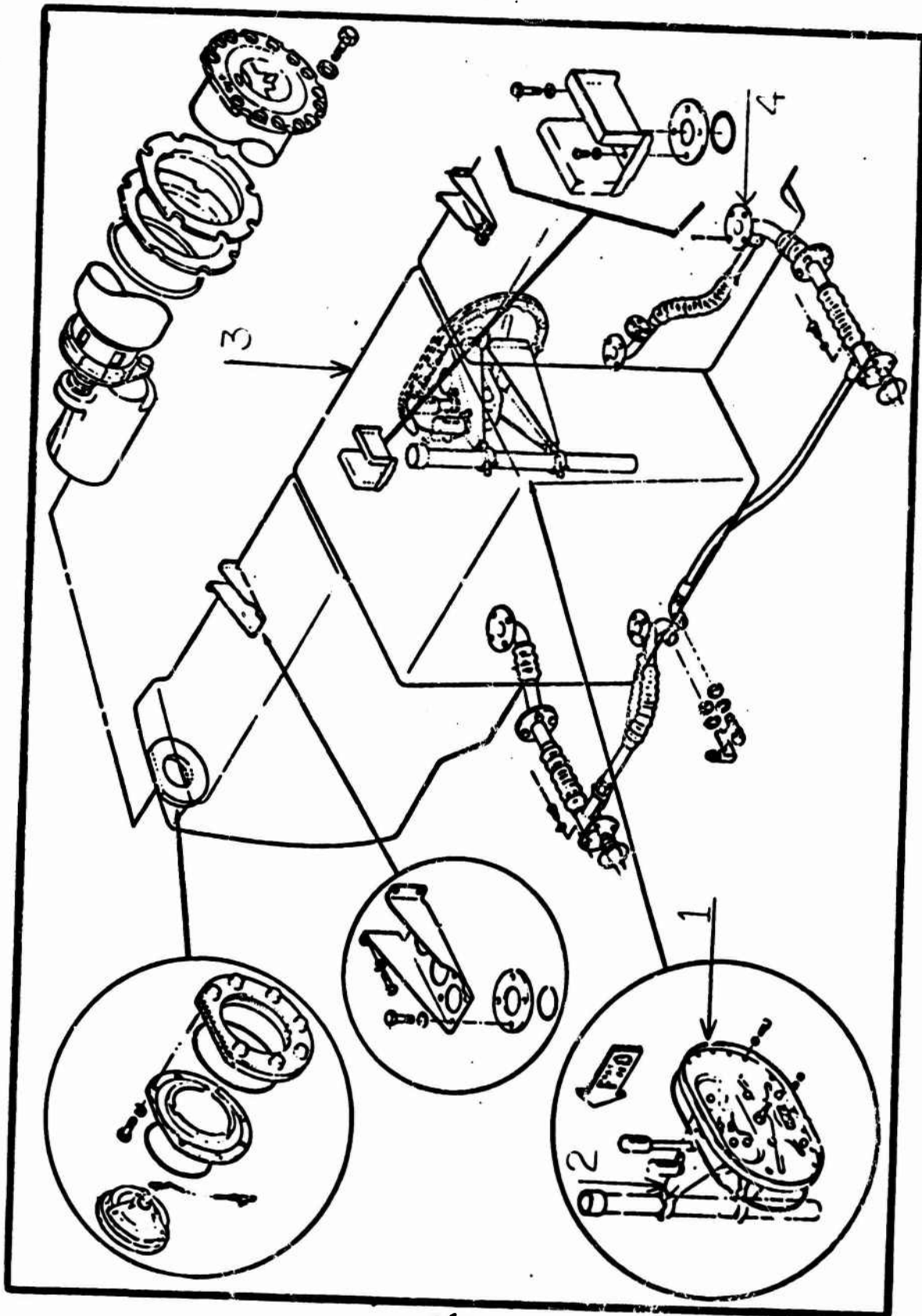


Figure 159 Fuel System Installation, Upper Tank Section  
(Standard)

**UH-1H FLAT RATE DATA  
FUNCTIONAL GROUP 10  
REFERENCE FIGURE 159**

ITEM NO.	NOMENCLATURE	FSN/PN	ACTION CODE	MAINT. LEVEL	MEAN	MEDIAN	MODE	STD. DEV.	SAMPLE SIZE
1	Access Cover	15609247754	Replace	Total	1.4	1.0	1.0	1.306	26
				Org. Supp.	1.4	1.0	1.0	1.330	25
2	Bracket	15607895000	Replace	Total	2.5	2.0	2.0	1.357	6
				Org. Supp.	2.5	2.0	2.0	1.357	6
3	Aircraft Fuel Tank	15609631039 15609631090 15609631091	Replace	Total	23.7	23.0	40.0	10.810	22
				Org. Supp.	25.3	24.5	40.0	9.956	20
				Total	20.8	20.0	10.0	9.107	9
4	Packing	53301686160 53302635173 53302651075	Removed and Installed	Org. Supp.	20.8	20.0	10.0	9.107	9
				Total	1.4	1.0	1.0	1.319	36
				Org. Supp.	1.7	1.0	1.0	1.594	21
				Total					
				Org. Supp.					
				Total					
				Org. Supp.					
				Total					
				Org. Supp.					
				Total					
				Org. Supp.					
				Total					
				Org. Supp.					
				Total					
				Org. Supp.					
				Total					
				Org. Supp.					
				Total					

\*Insufficient Data

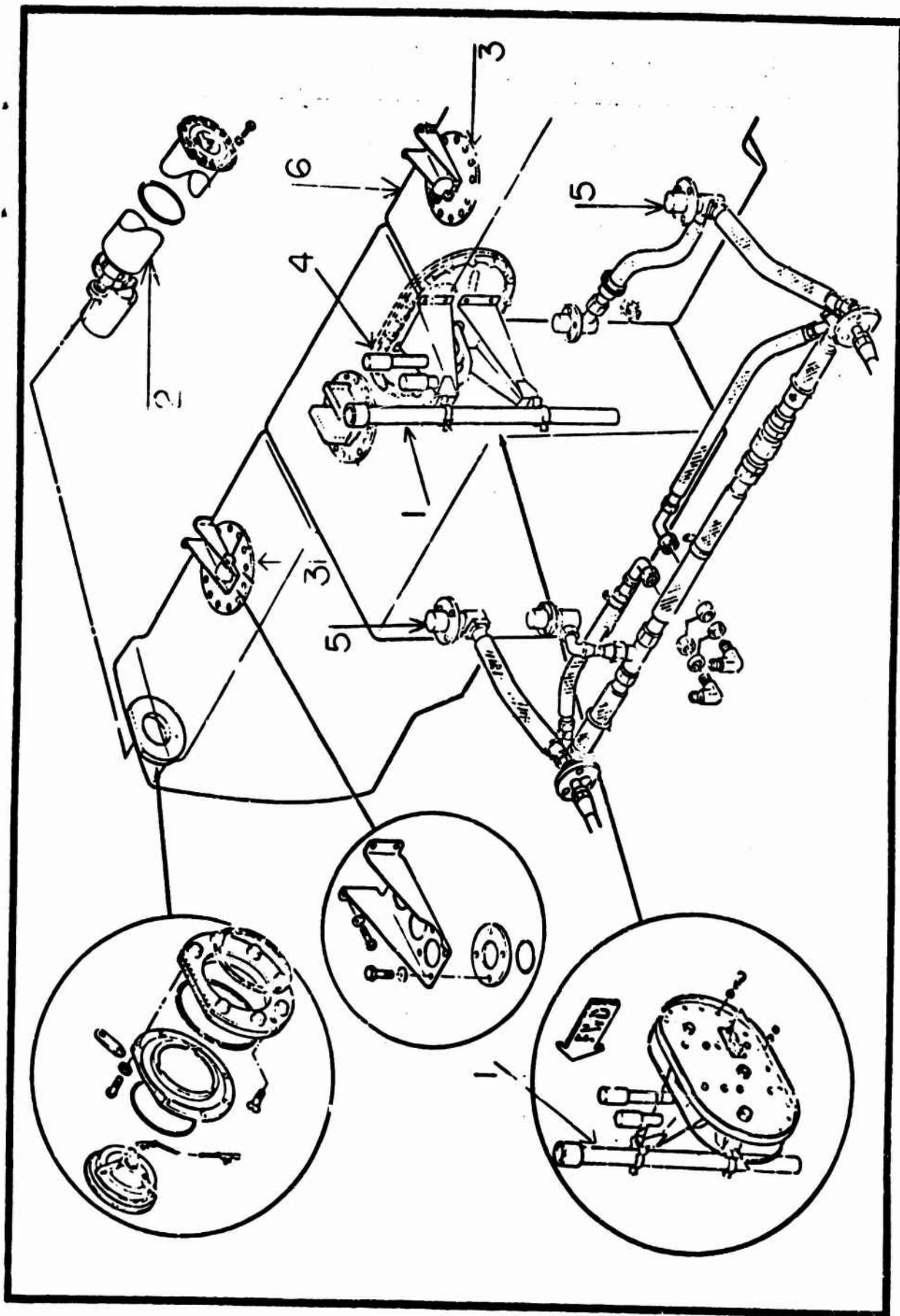


Figure 160 Fuel System Installation, Upper Tank Section  
(Crashworthy)

**UH-1H FLAT RATE DATA  
FUNCTIONAL GROUP 19  
REFERENCE FIGURE 160**

ITEM NO.	NOMENCLATURE	FSN/PN	ACTION CODE	MAINT. LEVEL	MEAN	MEDIAN	MODE	STD. DEV.	SAMPLE SIZE
1	Fuel Transmitter	66807582816	Replace	Total Org. Supp.	4.6 5.1 4.1	4.0 5.0 3.0	2.0 5.0 8.0	3.069 3.360 2.739	45 22 23
2	Cap and Adapter	15601690533 16801690533	Replace	Total Org. Supp.	1.1 1.1 *	1.0 1.0 *	1.0 1.0 *	0.479 0.476 *	27 20 *
3	Check Valve	29150180092 29152261784 48207226350	Replace	Total Org. Supp.	2.5 * 2.7	2.0 * 2.0	2.0 * 2.0	1.855 * 1.922	15 * 9
4	Switch Assy	29159686362 29159686363 59304053675	Replace	Total Org. Supp.	4.5 5.0 3.6	4.0 5.0 3.0	2.0 2.0 2.0	3.292 3.278 2.579	122 65 55
5	Check Valve	48201764617 48201764623	Replace	Total Org. Supp.	6.3 5.4 5.4	4.0 4.0 4.0	2.0 4.0 2.0	5.673 4.624 4.000	144 63 63
6	Aircraft Fuel Tank	15601761247 15601761249 15601761251	Replace	Total Org. Supp.	20.9 8.4 24.4	19.0 8.0 20.0	20.0 8.0 40.0	15.173 4.971 15.217	22 15 31
				Total Org. Supp.					
				Total Org. Supp.					
				Total Org. Supp.					
				Total Org. Supp.					

\*Insufficient Data

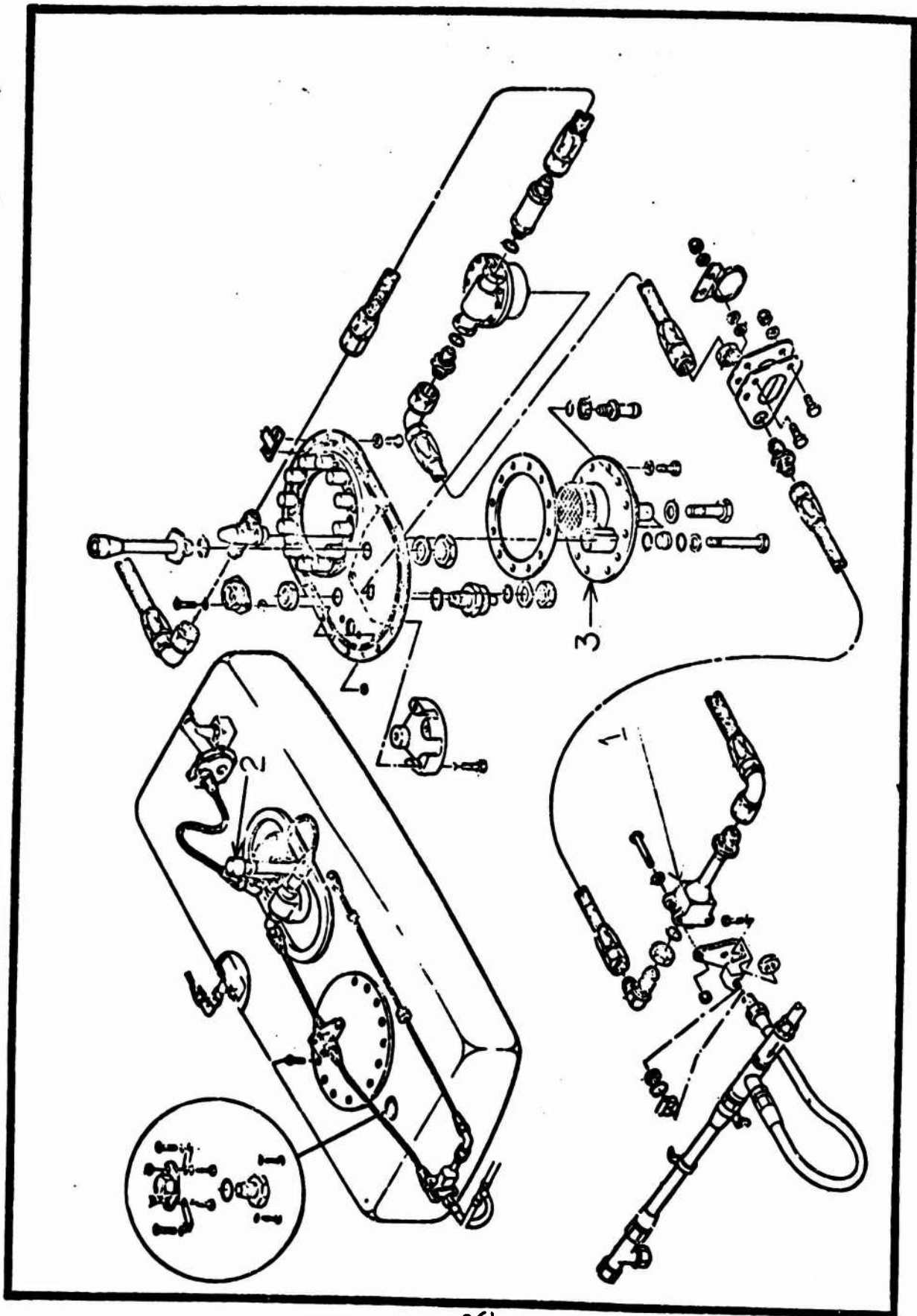


Figure 161 Fuel System Installation, Left Hand Tank Section  
(Crashworthy)

UH-1H FLAT RATE DATA  
 FUNCTIONAL GROUP 10  
 REFERENCE FIGURE 161

ITEM NO.	NOMENCLATURE	FSN/PN	ACTION CODE	MAINT. LEVEL	MEAN	MEDIAN	MODE	STD. DEV.	SAMPLE SIZE
1	Submerged Pump	15607894969	Replace	Total	1.1	1.0	1.0	0.690	163
				Org.	1.0	1.0	1.0	0.620	145
				Supp.	1.8	1.0	1.0	1.004	18
			Service	Total	1.1	1.0	1.0	0.500	11
				Org.	1.3	1.0	1.0	0.545	7
				Supp.	0.9	1.0	1.0	0.305	4
			Removed and Installed	Total	0.8	1.0	1.0	0.383	15
				Org.	0.9	1.0	1.0	0.221	9
				Supp.	0.8	0.5	1.5	0.571	4
2	Switch	29259699158	Replace	Total	3.6	3.0	6.0	1.823	27
				Org.	3.8	3.0	6.0	1.525	16
				Supp.	2.1	2.0	2.0	1.433	8
3	Booster Fuel Pump	29150128684 29150180012	Replace	Total	7.4	6.0	4.0	5.197	464
				Org.	7.4	6.0	4.0	5.087	359
				Supp.	7.3	5.0	4.0	5.579	105
				Total					
				Org.					
				Supp.					
				Total					
				Org.					
				Supp.					
				Total					
				Org.					
				Supp.					
				Total					
				Org.					
				Supp.					

\*Insufficient Data

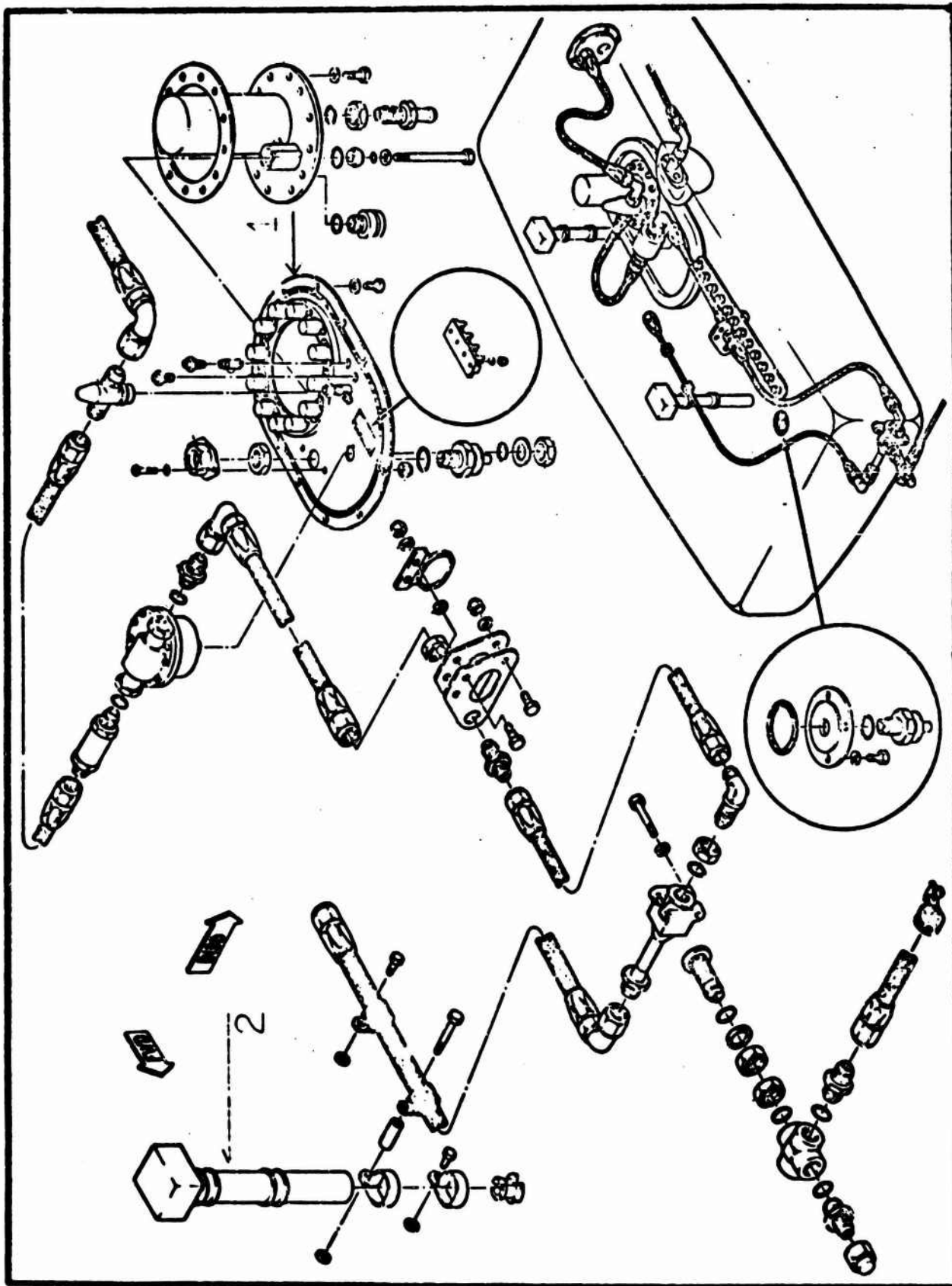


Figure 162 Fuel System Installation, Right Hand Tank  
(Standard)

UH-1H FLAT RATE DATA  
FUNCTIONAL GROUP 10  
REFERENCE FIGURE 162

ITEM NO.	NOMENCLATURE	FSN/PN	ACTION CODE	MAINT. LEVEL	MEAN	MEDIAN	MODE	STD. DEV.	SAMPLE SIZE
1	Sump	15607942577	Replace	Total	28.8	25.0	40.0	20.053	25
				Org. Supp.	30.8	25.0	40.0	21.612	19
2	Fuel Transmitter	15607581949 66207574860 66207582819	Replace	Total	9.3	8.0	5.0	7.423	30
				Org. Supp.	10.4	9.0	8.0	7.659	25
				Total					
				Org. Supp.					
				Total					
				Org. Supp.					
				Total					
				Org. Supp.					
				Total					
				Org. Supp.					
				Total					
				Org. Supp.					
				Total					
				Org. Supp.					
				Total					
				Org. Supp.					

\*Insufficient Data

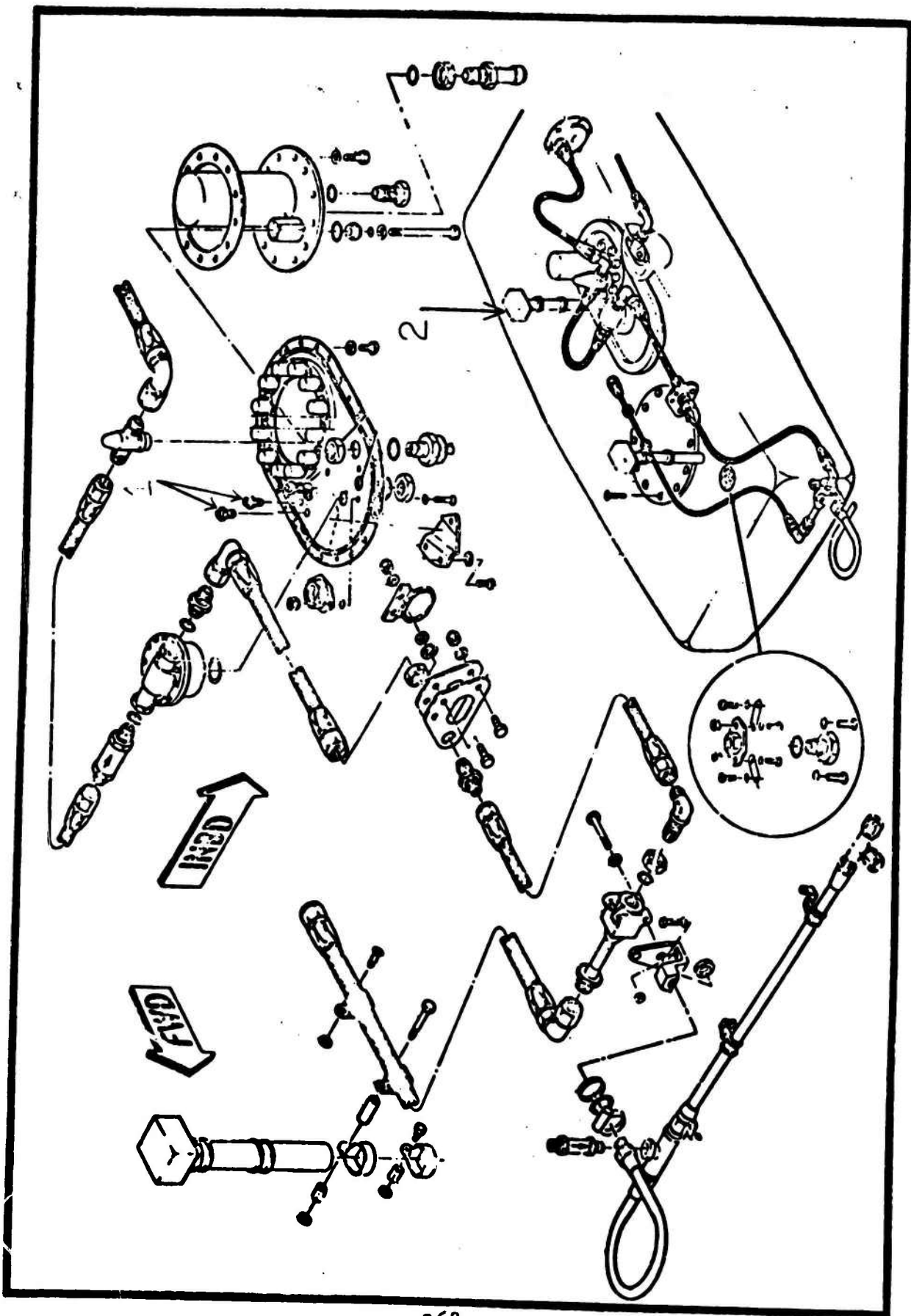


Figure 163 Fuel System Installation, Right Hand Tank  
(Crashworthy)

UH-1H FLAT RATE DATA  
FUNCTIONAL GROUP 10  
REFERENCE FIGURE J63

ITEM NO.	NOMENCLATURE	FSN/PN	ACTION CODE	MAINT. LEVEL	MEAN	MEDIAN	MODE	STD. DEV.	SAMPLE SIZE
1	Adapter	59355390203 59355571815	Replace	Total	3.1	2.3	2.3	1.243	6
				Org. Supp.	3.1	2.3	2.3	1.243	6
2	Fuel Transmitter	66201337912	Replace	Total	6.9	8.0	8.0	3.627	9
				Org. Supp.	6.9	8.0	8.0	3.627	9
				Total					
				Org. Supp.					
				Total					
				Org. Supp.					
				Total					
				Org. Supp.					
				Total					
				Org. Supp.					
				Total					
				Org. Supp.					
				Total					
				Org. Supp.					
				Total					
				Org. Supp.					

\*Insufficient Data

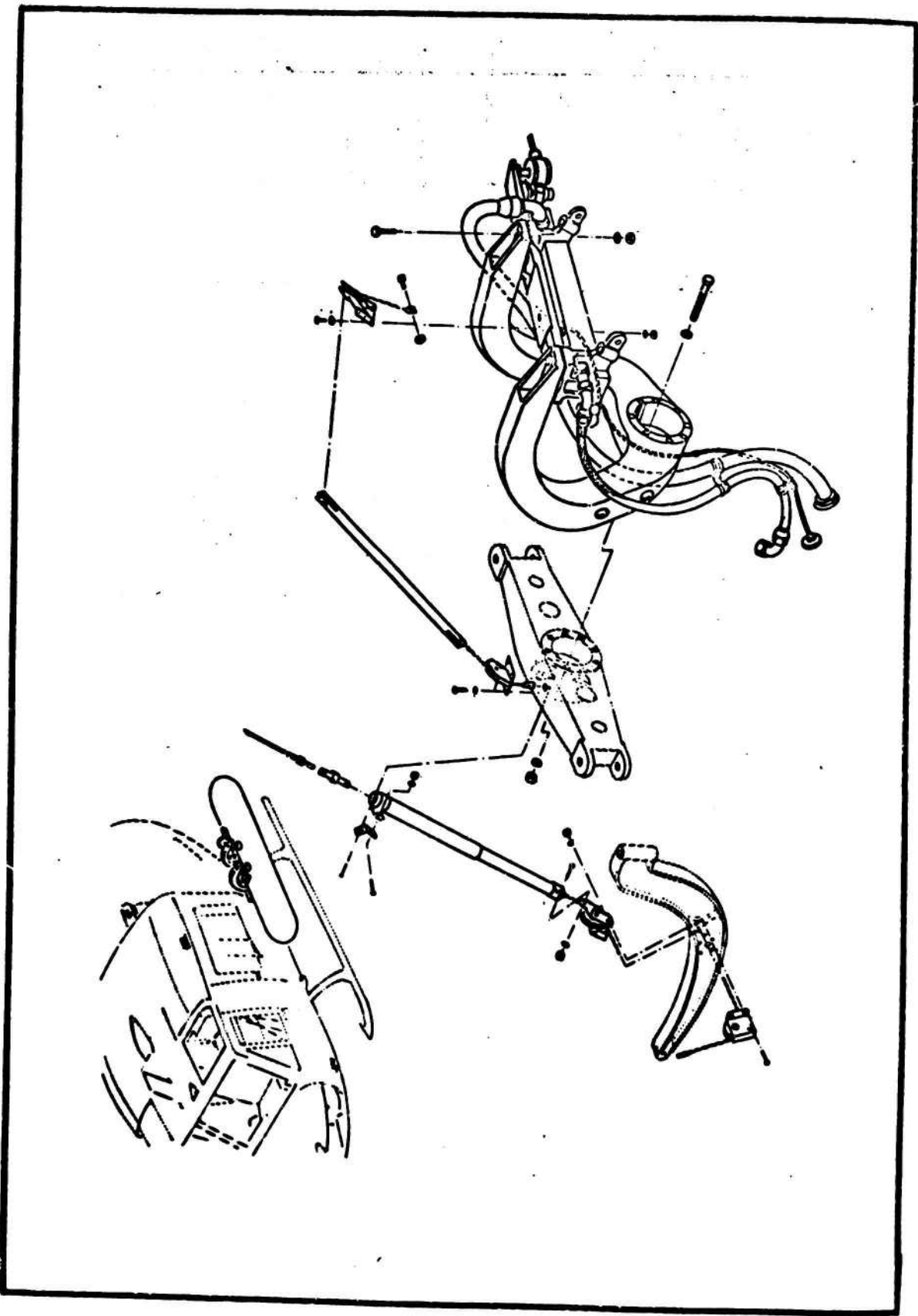


Figure 164 External Fuel Tank Installation

UH-1H FLAT RATE DATA  
FUNCTIONAL GROUP 10  
REFERENCE FIGURE 164

ITEM NO.	NOMENCLATURE	FSN/PN	ACTION CODE	MAINT. LEVEL	MEAN	MEDIAN	MODE	STD. DEV.	SAMPLE SIZE
	Auxiliary Fuel System Installation	15609945897	Service	Total	5.3	4.0	8.0	4.123	20
				Org. Supp.	5.0	4.0	8.0	4.499	15
			Removed and Installed	Total	6.9	3.5	16.0	5.730	12
				Org. Supp.	7.2	7.8	16.0	5.873	11
				Total					
				Org. Supp.					
				Total					
				Org. Supp.					
				Total					
				Org. Supp.					
				Total					
				Org. Supp.					
				Total					
				Org. Supp.					
				Total					
				Org. Supp.					
				Total					
				Org. Supp.					
				Total					
				Org. Supp.					
				Total					
				Org. Supp.					
				Total					
				Org. Supp.					

\*Insufficient Data

UH-1H FLAT RATE DATA  
 FUNCTIONAL GROUP 10  
 REFERENCE FIGURE 164

ITEM NO.	NOMENCLATURE	FSN/PN	ACTION CODE	MAINT. LEVEL	MEAN	MEDIAN	MODE	STD. DEV.	SAMPLE SIZE	
--	Packing	53301718360 53302483836 53302519371 53302638013 53302913069 53302913272 53302913313 53305992766	Replace	Total	1.2	1.0	0.5	1.233	126	
				Org.	0.9	0.5	0.5	0.758	66	
				Supp.	1.5	1.0	1.0	1.372	54	
				Total						
				Org.						
				Supp.						
				Total						
				Total						
				Org.						
				Supp.						
				Total						
				Org.						
				Supp.						
				Total						
				Org.						
				Supp.						
				Total						
				Org.						
				Supp.						
				Total						
				Org.						
				Supp.						
				Total						
				Org.						
				Supp.						
				Total						
				Org.						
				Supp.						

\*Insufficient Data

SECTION XI  
FUNCTIONAL GROUP 11  
FLIGHT CONTROL SYSTEM

372 a

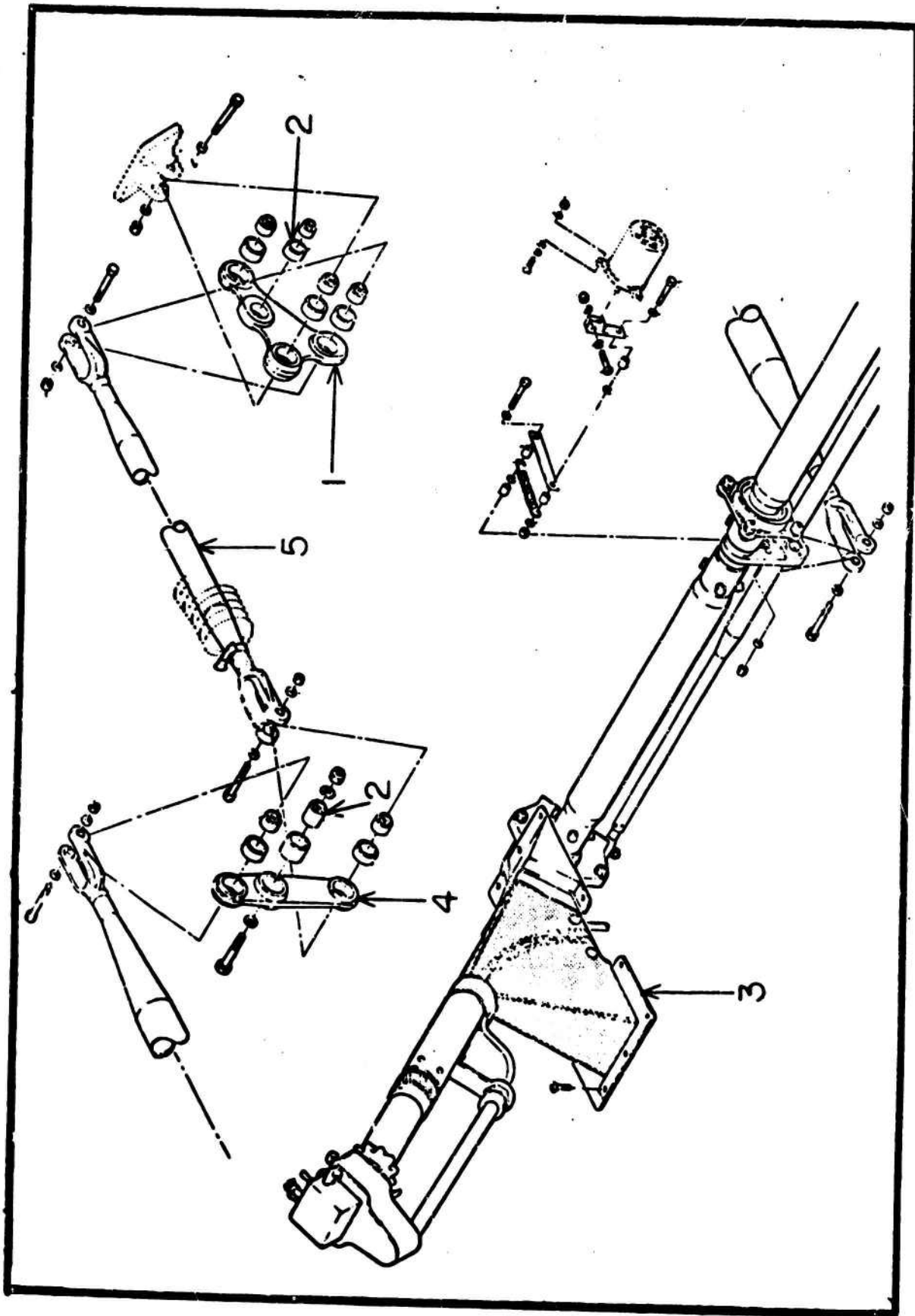


Figure 165 Control Installation, Collective Pitch, Forward Section

**UH-1H FLAT RATE DATA  
FUNCTIONAL GROUP II  
REFERENCE FIGURE 165**

ITE NO.	NOMENCLATURE	FSN/PN	ACTION CODE	MAINT. LEVEL	MEAN	MEDIAN	MODE	STD. DEV.	SAMPLE SIZE	
1	Bellcrank Assy	15607317992	Replace	Total	2.3	2.0	2.0	1.215	22	
				Org.	1.9	1.8	2.0	1.142	12	
				Supp.	2.6	2.0	2.0	1.246	10	
2	Bearing	31101586298	Replace	Total	2.0	2.0	2.0	0.991	14	
				Org.	2.0	2.0	2.0	0.660	7	
				Supp.	2.0	1.6	1.0	1.302	7	
3	Boot	16807530544 16808768760	Replace	Total	1.1	1.0	1.0	0.632	40	
				Org.	1.0	1.0	1.0	0.458	32	
				Supp.	1.3	1.0	1.0	0.906	7	
4	Lever Assy	15608865997 16159873306	Replace	Total	2.5	2.0	2.0	1.681	49	
				Org.	2.0	2.0	1.0	1.009	29	
				Supp.	3.2	2.0	2.0	2.177	20	
5	Connecting Link	30409951333	Adjust	Total	1.7	1.0	1.0	1.076	14	
				Org.	2.0	1.5	1.0	0.260	9	
				Supp.	1.3	1.0	1.0	0.447	5	
			Removed and Installed	Total	1.6	1.5	2.0	1.241	13	
				Org.	1.7	1.0	4.0	1.453	9	
				Supp.	*	*	*	*	*	
				Total						
				Org.						
				Supp.						
				Total						
				Org.						
				Supp.						
				Total						
				Org.						
				Supp.						
				Total						
				Org.						
				Supp.						

\*Insufficient Data

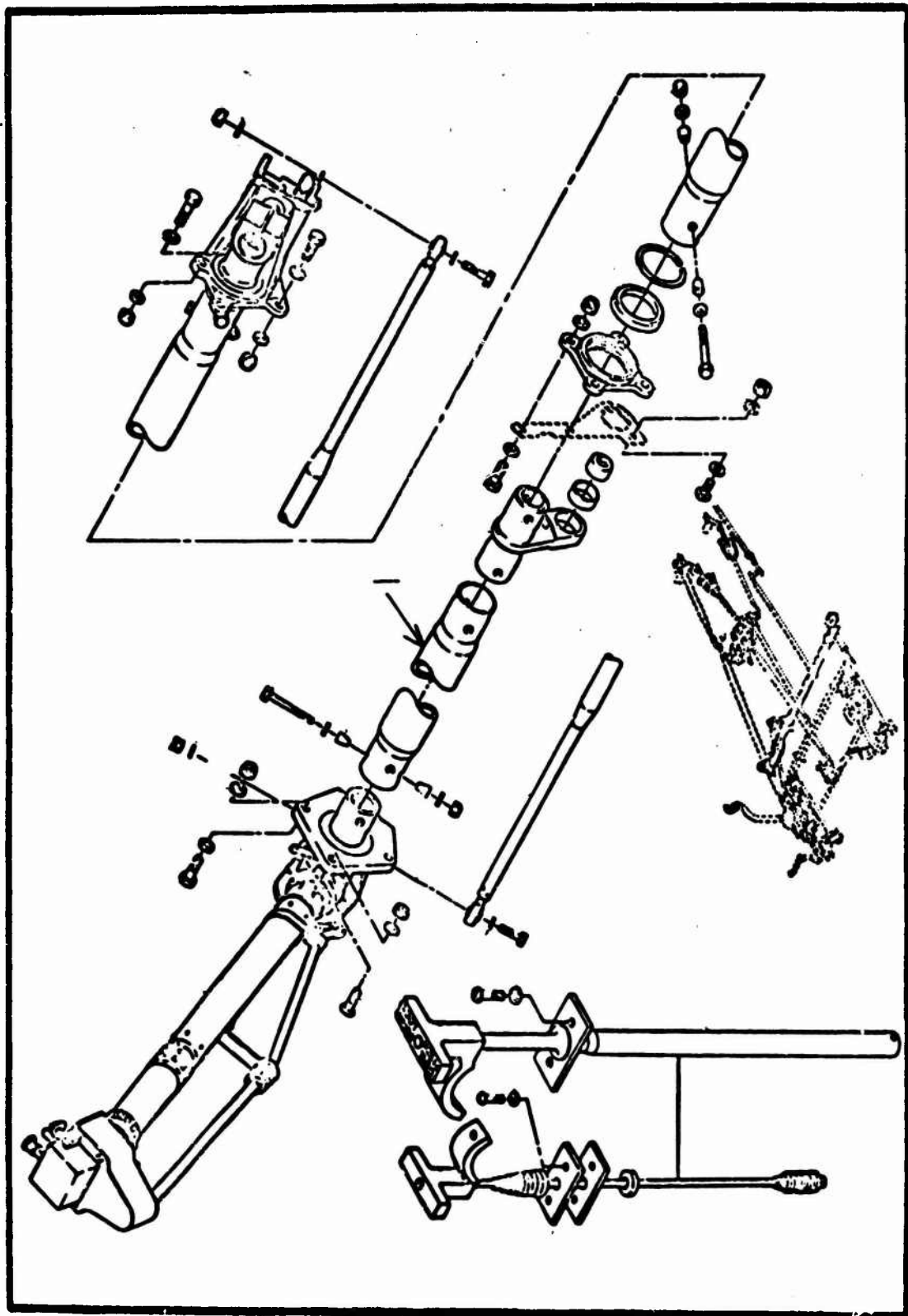


Figure 166 Jackshaft Installation, Collective Pitch Control

UH-1H FLAT RATE DATA  
 FUNCTIONAL GROUP 11  
 REFERENCE FIGURE 166

ITEM NO.	NOMENCLATURE	FSN/PN	ACTION CODE	MAINT. LEVEL	MEAN	MEDIAN	MODE	STD. DEV.	SAMPLE SIZE
1	Control Stick	16800222344 16801336205	Replace	Total	3.5	3.0	2.0	1.718	88
				Org. Supp.	3.4	3.0	2.0	1.660	61
			Adjust	Total	2.1	2.0	3.0	1.206	30
				Org. Supp.	*	*	*	*	*
			Repair	Total	1.5	1.0	1.0	0.930	7
				Org. Supp.	1.8	1.5	1.0	0.845	11
			Removed and Installed	Total	1.9	1.5	3.0	0.791	8
				Org. Supp.	1.7	2.0	2.0	0.813	25
				Total	1.9	2.0	2.0	0.763	19
				Org. Supp.	1.1	0.5	0.5	0.736	6
				Total					
				Org. Supp.					
	Total								
	Org. Supp.								
	Total								
	Org. Supp.								

\* Insufficient Data

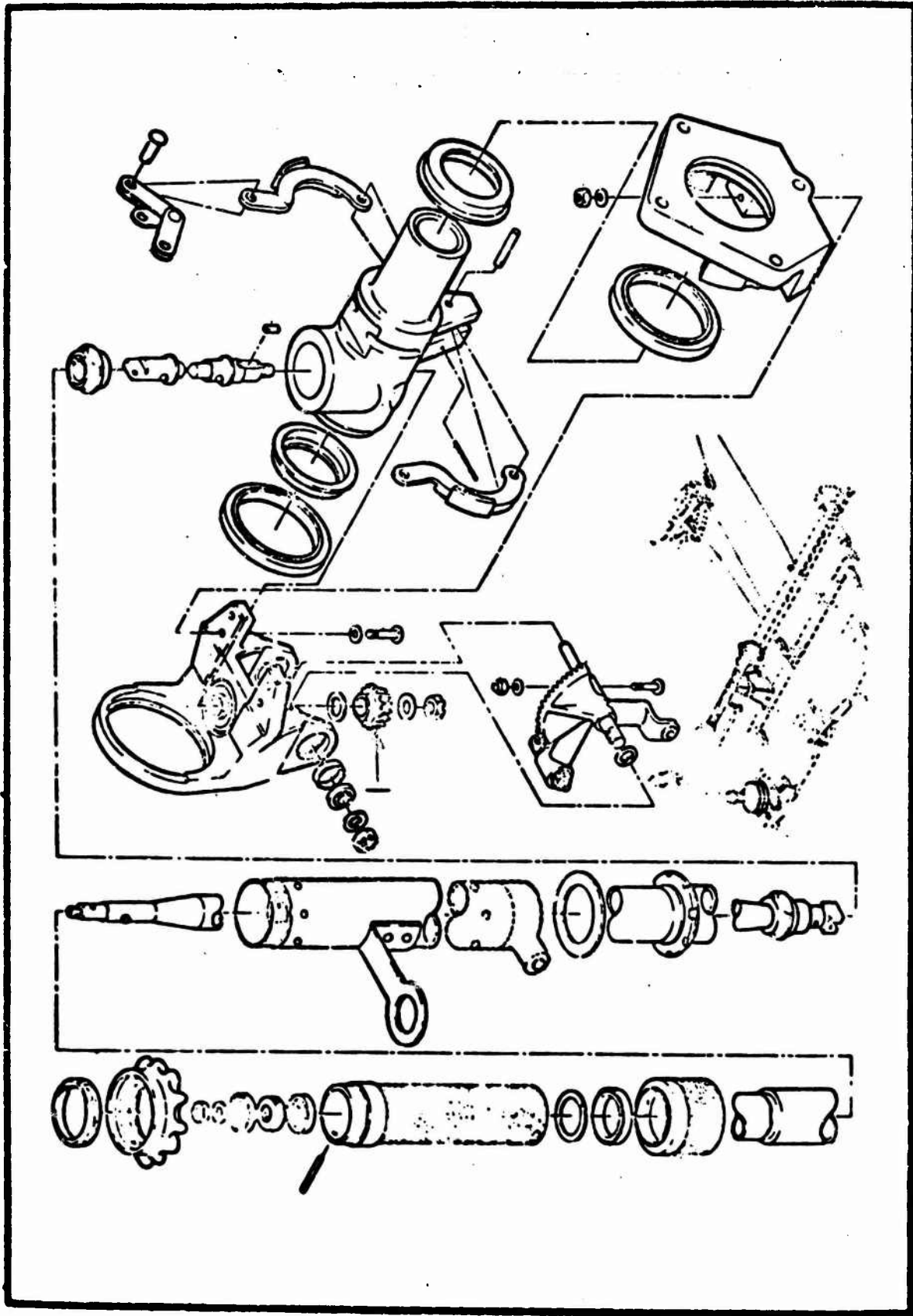


Figure 167 Stick Assembly, Flight Control Grip and Housing Section

UH-1H FLAT RATE DATA  
 FUNCTIONAL GROUP 11  
 REFERENCE FIGURE 167

ITEM NO.	NOMENCLATURE	FSN/PN	ACTION CODE	MAINT. LEVEL	MEAN	MEDIAN	MODE	STD. DEV.	SAMPLE SIZE
1	Pinion	15606330855	Replace	Total	1.5	1.0	1.0	1.108	24
				Org.	1.4	1.0	1.0	1.067	19
				Supp.	1.6	1.0	1.0	1.387	5
				Total					
				Org.					
				Supp.					
				Total					
				Org.					
				Supp.					
				Total					
				Org.					
				Supp.					
				Total					
				Org.					
				Supp.					
				Total					
				Org.					
				Supp.					
				Total					
				Org.					
				Supp.					

\*Insufficient Data

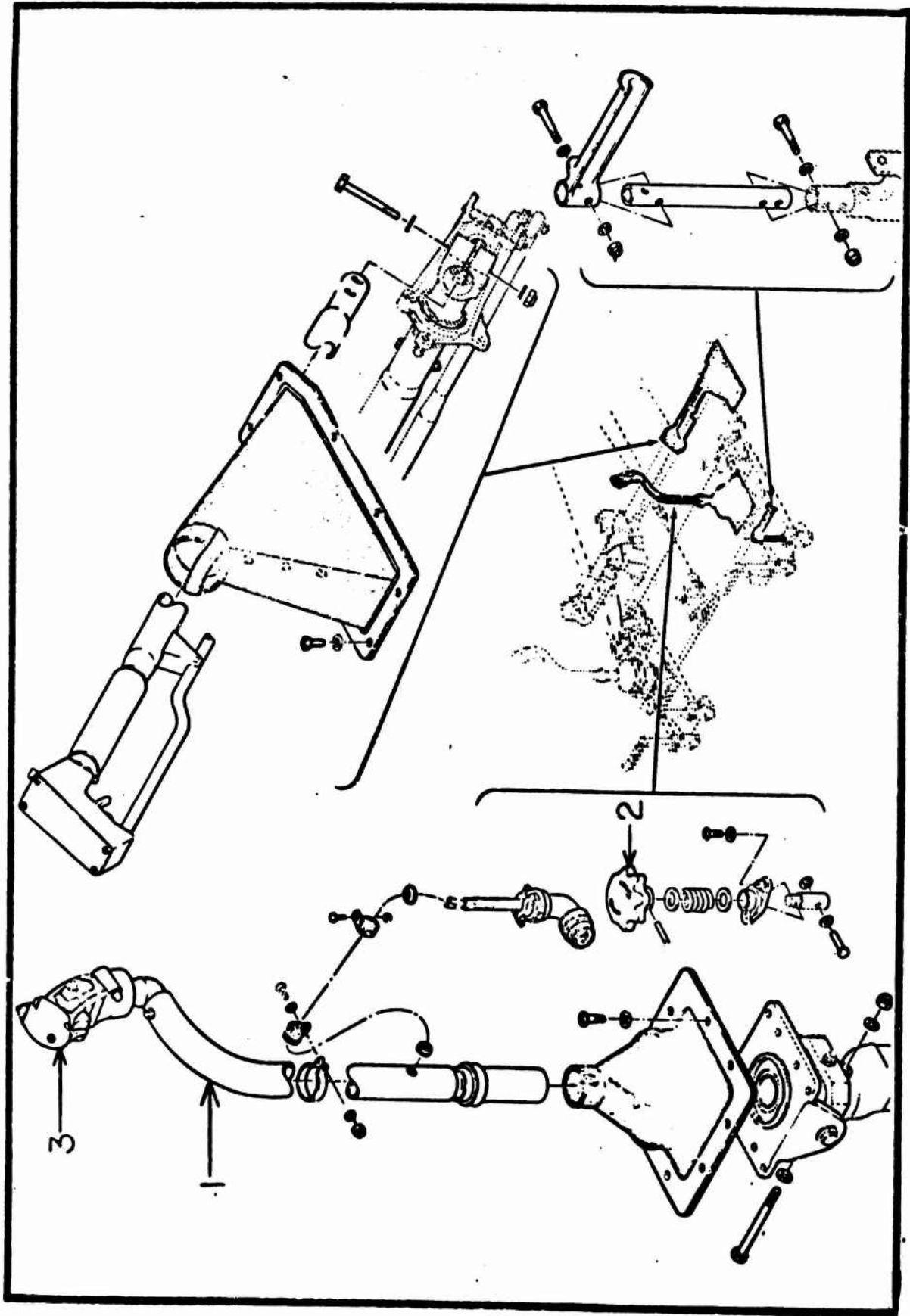


Figure 168 Control Installation, Dual Removable

UH-1H FLAT RATE DATA  
 FUNCTIONAL GROUP 11  
 REFERENCE FIGURE 163

ITEM NO.	NOMENCLATURE	FSN/PN	ACTION CODE	MAINT. LEVEL	MEAN	MEDIAN	MODE	STD. DEV.	SAMPLE SIZE	
1	Stick Control Assy	16800759377 16801165513	Replace	Total	3.1	3.0	2.0	1.583	25	
				Org.	3.2	3.0	2.0	1.578	19	
				Supp.		*			*	
2	Knob	53556707585 53559788943	Replace	Total	1.2	1.0	1.0	0.996	205	
				Org.	1.0	1.0	1.0	0.555	74	
				Supp.	1.4	1.0	0.5	1.497	27	
3	Grip Assy	15601064546 16807318000	Replace	Total	3.2	3.0	2.0	1.594	82	
				Org.	2.7	2.5	2.0	1.206	47	
				Supp.	3.5	3.5	4.0	1.751	30	
				Total						
				Org.						
				Supp.						
				Total						
				Org.						
				Supp.						
				Total						
				Org.						
				Supp.						
				Total						
				Org.						
				Supp.						
				Total						
				Org.						
				Supp.						
				Total						
				Org.						
				Supp.						
				Total						
				Org.						
				Supp.						
				Total						
				Org.						
				Supp.						
				Total						
				Org.						
				Supp.						
				Total						
				Org.						
				Supp.						

\*Insufficient Data

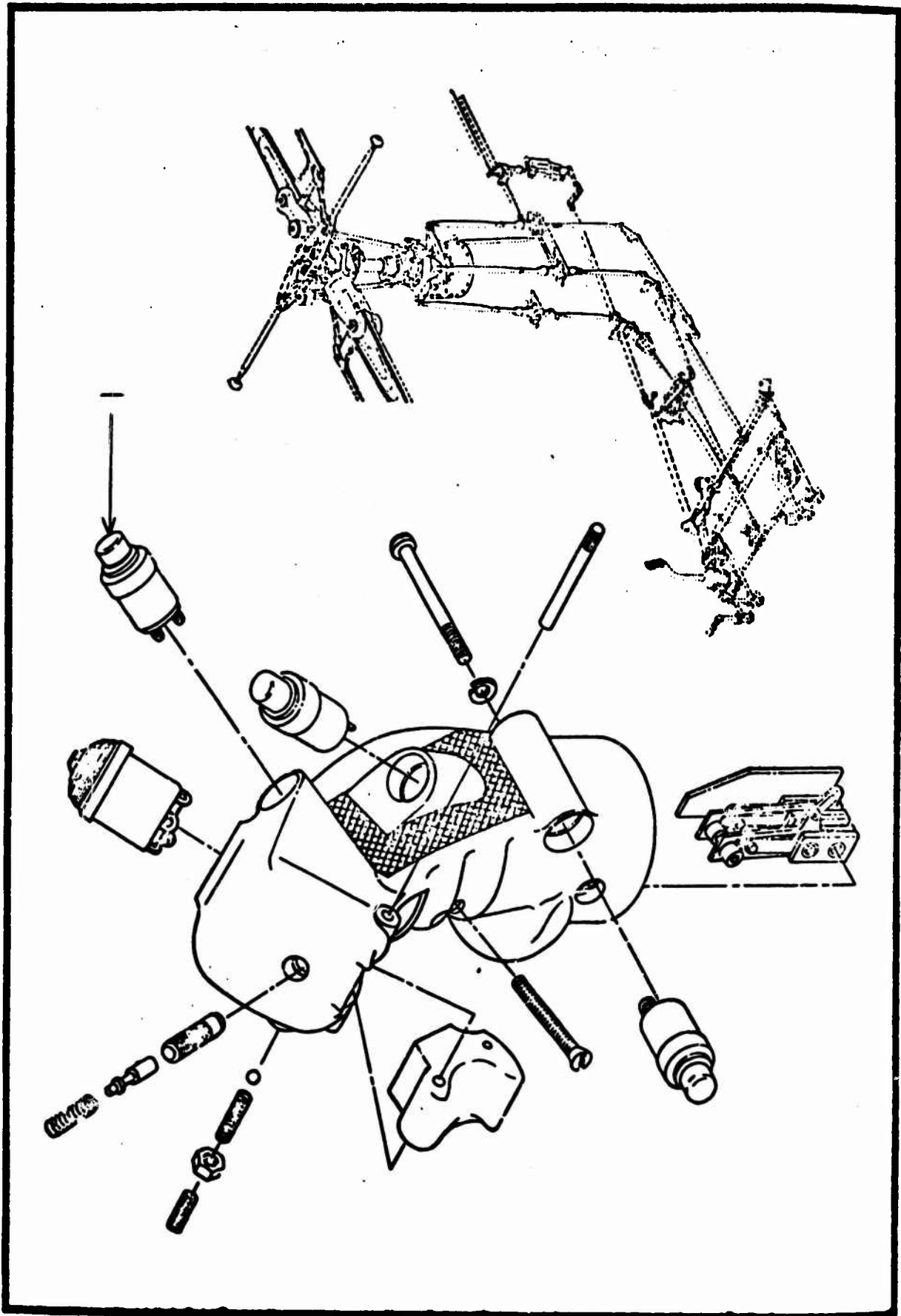


Figure 169 Grip Assembly, Control

UH-1H FLAT RATE DATA  
 FUNCTIONAL GROUP 11  
 REFERENCE FIGURE 169

ITEM NO.	NOMENCLATURE	FSN/PN	ACTION CODE	MAINT. LEVEL	MEAN	MEDIAN	MODE	STD. DEV.	SAMPLE SIZE
1	Switch	16807780637 16807780638 16807780639 16807780640 16807780641 59306126993	Replace	Total	2.1	2.0	1.0	1.314	88
				Org. Supp.	2.1	1.9	1.0	1.464	49
				Adjust	0.9	1.0	1.0	0.868	9
			Repair	Total	0.9	0.5	1.0	0.994	7
				Org. Supp.	1.0	1.0	1.0	0.870	11
				Supp.	1.1	0.5	0.2	0.983	8
			Tested	Total	0.3	0.3	0.5	0.164	11
				Org. Supp.	0.3	0.3	0.5	0.164	11
				Service	1.7	1.0	1.0	1.454	22
--	Grip	16809142653		Total	1.8	1.5	1.0	1.196	12
				Org. Supp.					
				Supp.					
				Total					
				Org. Supp.					
				Supp.					
				Total					
				Org. Supp.					
				Supp.					
				Total					
				Org. Supp.					
				Supp.					
				Total					
				Org. Supp.					
				Supp.					

\*Insufficient Data

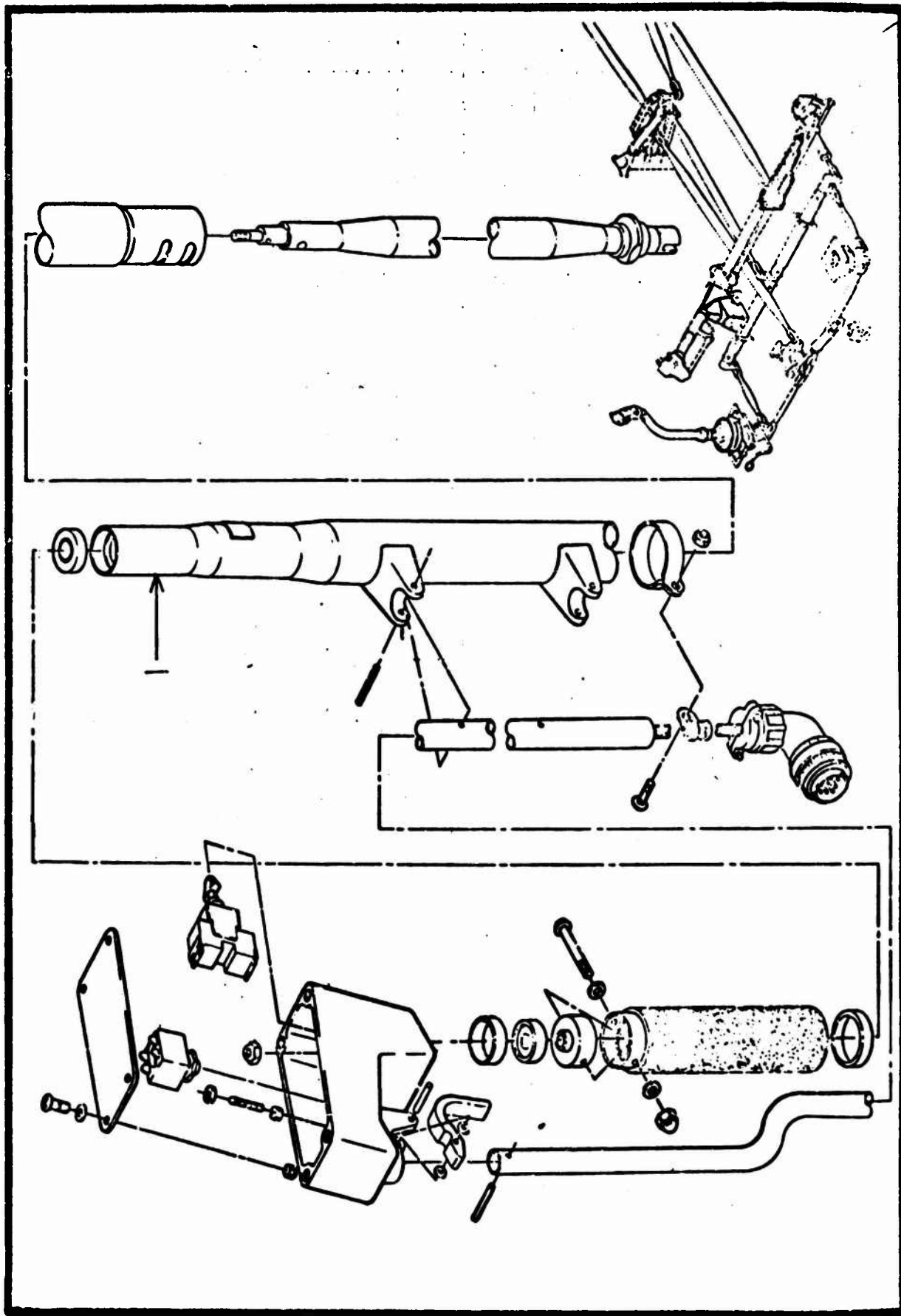


Figure 170 Stick Assembly

UH-1H FLAT RATE DATA  
 FUNCTIONAL GROUP II  
 REFERENCE FIGURE 170

ITEM NO.	NOMENCLATURE	FSN/PN	ACTION CODE	MAINT. LEVEL	MEAN	MEDIAN	MODE	STD. DEV.	SAMPLE SIZE
1	Stick Assy	16807318109 16808732259	Replace	Total	3.8	4.0	6.0	1.715	15
				Org. Supp.	3.9*	4.0*	6.0*	1.631*	11*
				Total					
				Total					
				Org. Supp.					
				Total					
				Org. Supp.					
				Total					
				Org. Supp.					
				Total					
				Org. Supp.					
				Total					
				Org. Supp.					
				Total					
				Org. Supp.					
				Total					
				Org. Supp.					
				Total					
				Org. Supp.					
				Total					
				Org. Supp.					

\*Insufficient Data

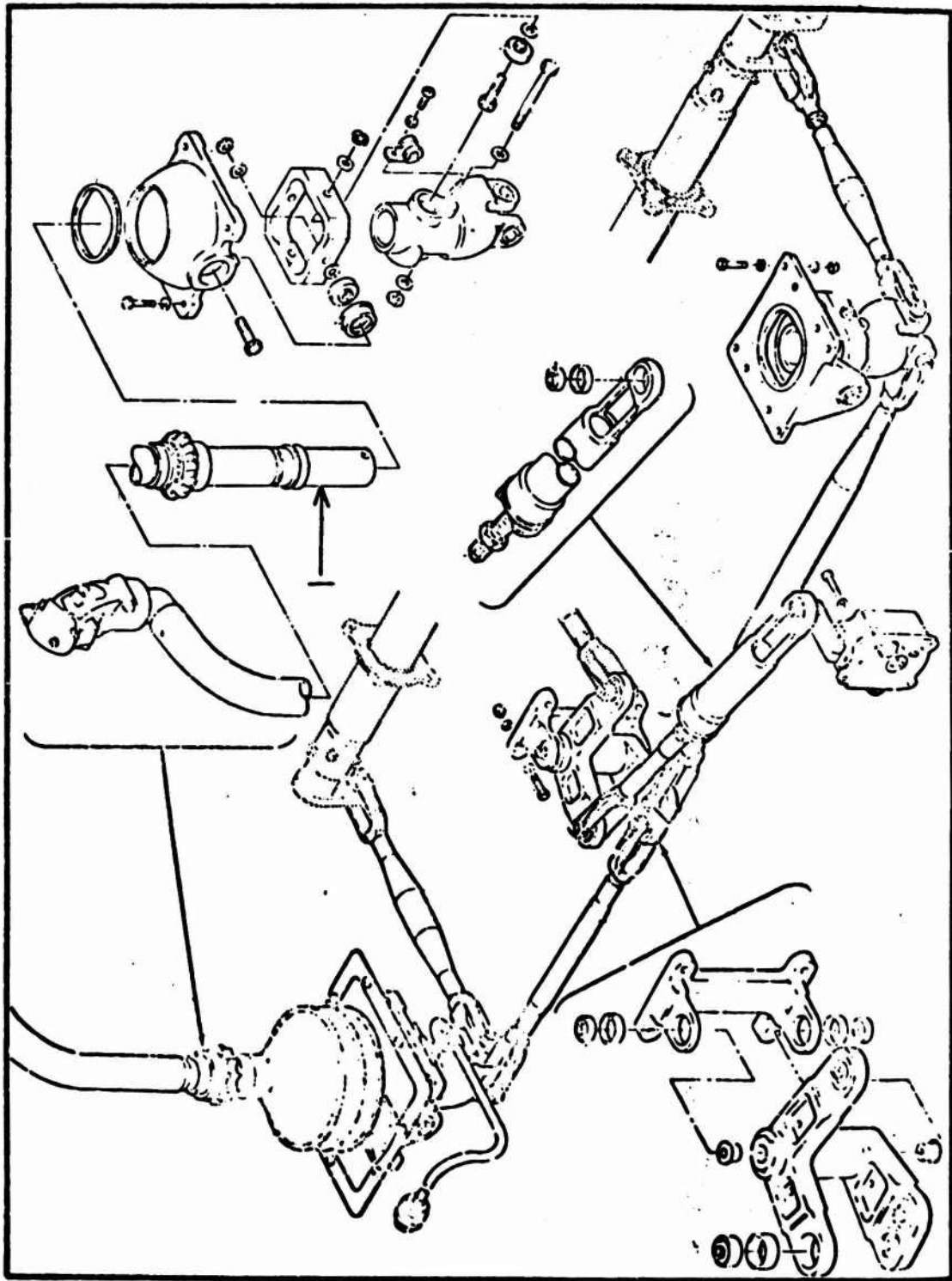


Figure 171 Control Installation, Fore and Aft and Lateral Cyclic

UH-1H FLAT RATE DATA  
FUNCTIONAL GROUP 11  
REFERENCE FIGURE 171

ITEM NO.	NOMENCLATURE	FSN/PN	ACTION CODE	MAINT. LEVEL	MEAN	MEDIAN	MODE	STD. DEV.	SAMPLE SIZE
1	Cyclic Control Stick	16801337042	Replace	Total	5.7	5.0	6.0	2.582	6
				Org.	4.8	5.0	6.0	1.894	4
				Supp.	7.5	5.0	10.0	3.536	2
			Repair	Total	2.8	2.0	3.0	2.508	12
				Org. Supp.	2.8	2.0	3.0	2.630	11
			Initial Inspection	Total	0.5	0.5	0.5	0.330	13
				Org. Supp.	0.5	0.5	0.5	0.330	13
			Final Inspection	Total	0.4	0.2	0.2	0.243	12
				Org. Supp.	0.4	0.2	0.2	0.243	12
			Tested	Total	0.5	0.5	0.2	0.292	29
				Org. Supp.	0.5	0.5	0.2	0.292	29
			Removed and Installed	Total	3.5	3.0	4.0	1.499	11
Org. Supp.	3.0	3.0		4.0	1.000	5			
Total	3.9	3.0		6.0	1.816	6			

\*Insufficient Data

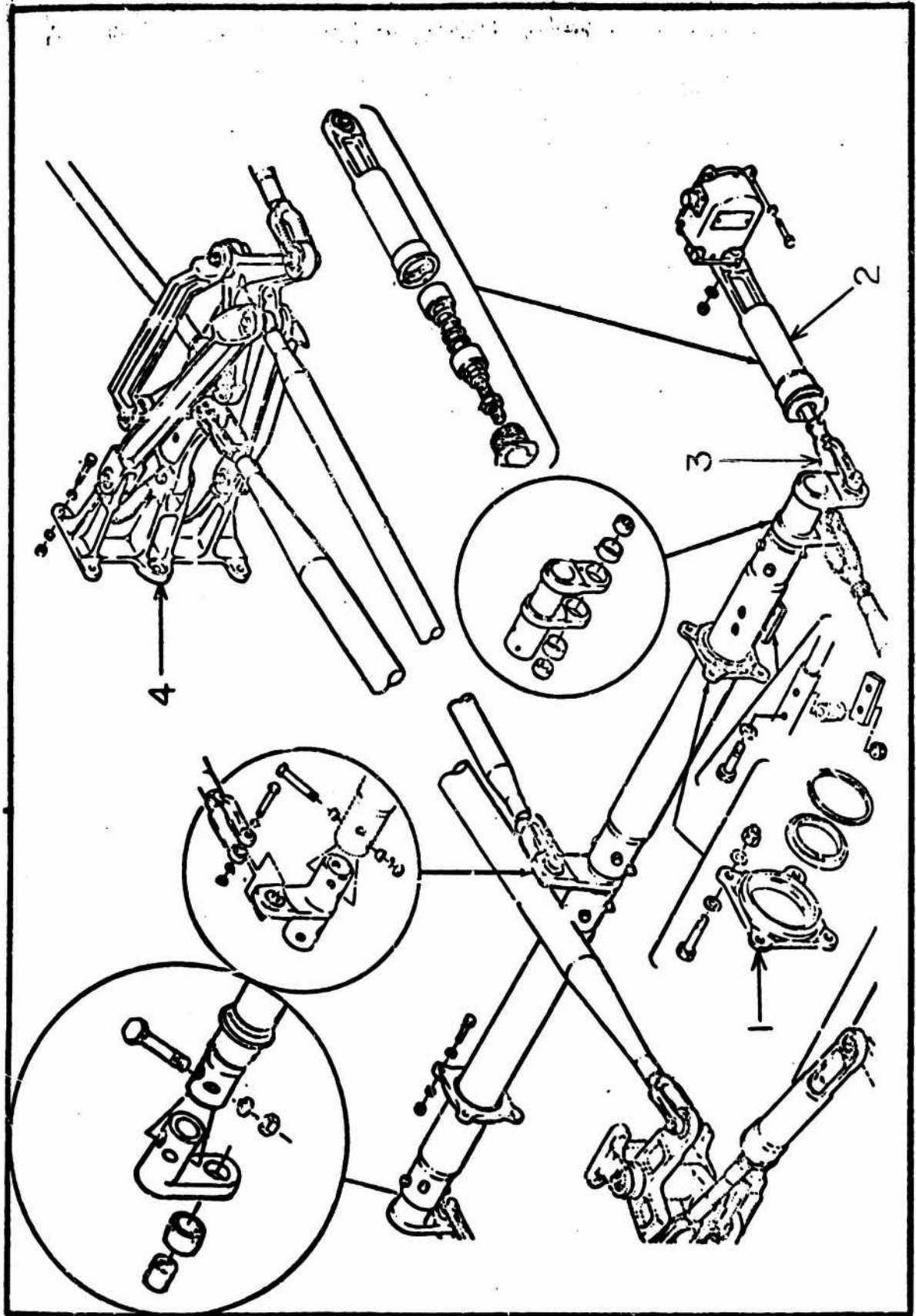


Figure 172 Cyclic Control Installation, Fore and Aft and Lateral Center Section

UH-1H FLAT RATE DATA  
FUNCTIONAL GROUP 11  
REFERENCE FIGURE 172

ITEM NO.	NOMENCLATURE	FSN/PN	ACTION CODE	MAINT. LEVEL	MEAN	MEDIAN	MODE	STD. DEV.	SAMPLE SIZE
1	Housing	15606245129	Replace	Total	1.2	1.0	1.0	0.394	7
				Org.	1.0	1.0	1.0	0.000	4
				Supp.	1.5	1.5	2.0	0.500	3
2	Gradient Assy	16807674219 16809192369	Replace	Total	2.6	2.0	2.0	1.629	81
				Org.	2.3	2.0	1.0	1.351	52
				Supp.	3.1	2.5	5.0	1.785	28
3	Clevis	15600556042 15606907598 53409129981	Replace	Total	1.7	1.5	1.5	0.908	5
				Org.	1.5	1.5	1.5	0.000	2
				Supp.	1.8	2.0	3.0	1.259	3
4	Control Lever Assy	16809671750	Replace	Total	2.4	2.0	2.0	1.397	70
				Org.	2.4	2.0	2.0	1.220	45
				Supp.	2.3	2.0	1.0	1.452	23
			Adjus.	Total	1.2	1.0	2.0	0.634	12
				Org.	1.2	1.0	1.0	0.570	5
				Supp.	1.2	1.5	2.0	0.721	7
			Repair	Total	2.9	2.0	1.0	2.002	30
				Org.	*	*	*	"	*
				Supp.	2.9	2.0	1.0	2.074	27
			Service	Total	1.8	1.5	1.0	1.283	22
				Org.	2.1	1.5	1.5	1.532	6
				Supp.	1.7	1.0	1.0	1.211	16
Initial Inspection	Total	0.6	0.5	0.5	0.209	19			
	Org.	*	*	*	*	*			
	Supp.	0.6	0.5	0.5	0.209	19			
Final Inspection	Total	0.7	0.5	0.5	0.454	22			
	Org.	*	*	*	*	*			
	Supp.	0.7	0.5	0.5	0.454	22			
Removed and Installed	Total	3.2	2.0	1.0	2.827	41			
	Org.	*	*	*	*	*			
	Supp.	3.3	2.0	1.0	2.903	31			

\*Insufficient Data

UH-1H FLAT RATE DATA  
 FUNCTIONAL GROUP 11  
 REFERENCE FIGURE 172

ITEM NO.	NOMENCLATURE	FSM/PN	ACTION CODE	MAINT. LEVEL	MEAN	MEDIAN	MODE	STD. DEV.	SAMPLE SIZE
4	Control Lever Assy (Cont'd)	16809671750	Checked	Total Org. Supp.	0.5 0.8*	0.3 0.5*	0.2 1.0*	0.326 0.294*	0 1*
				Total Org. Supp.					
				Total Org. Supp.					
				Total Org. Supp.					
				Total Org. Supp.					
				Total Org. Supp.					
				Total Org. Supp.					
				Total Org. Supp.					
				Total Org. Supp.					

\*Insufficient Data

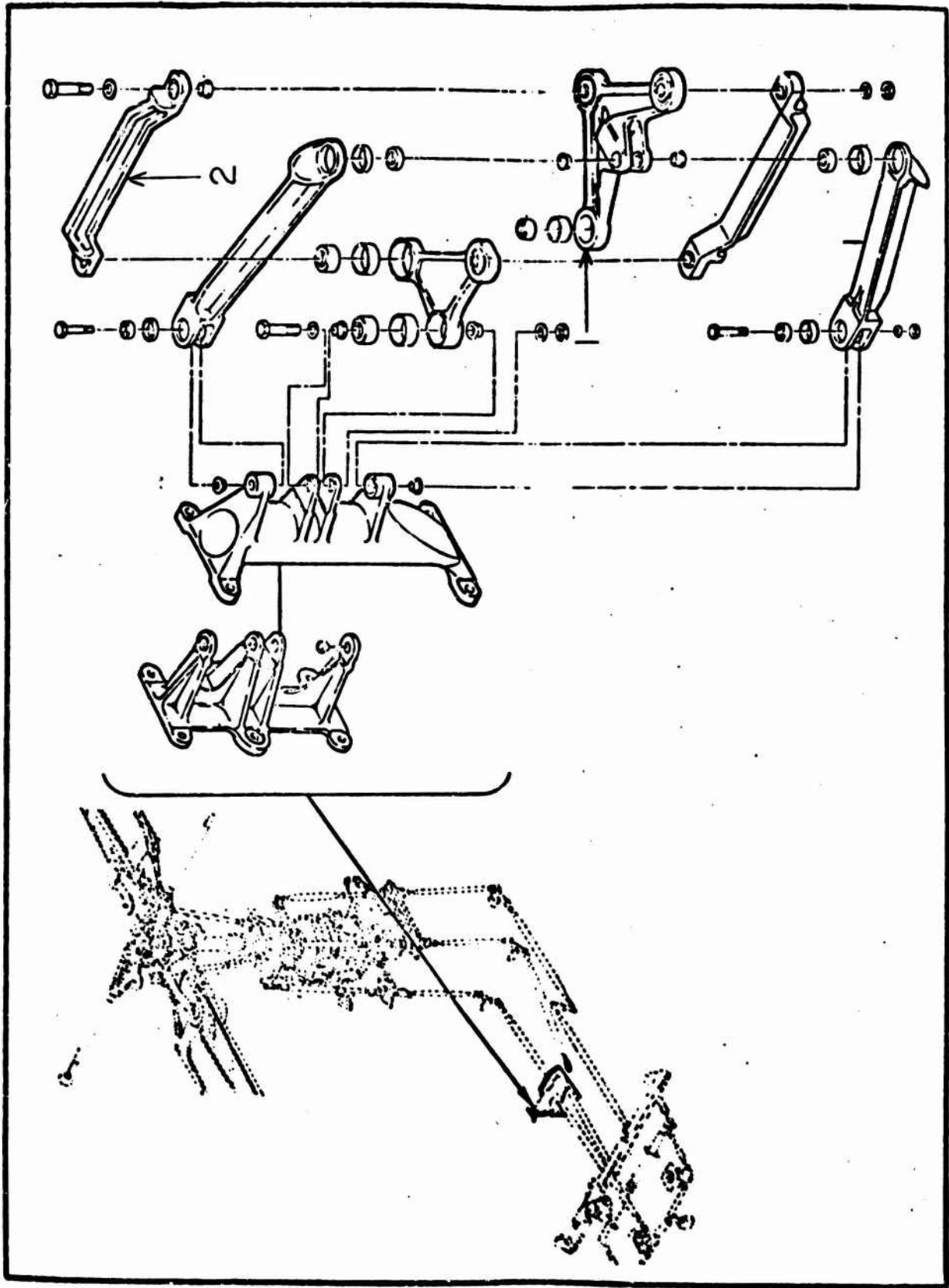


Figure 173 Lever Assembly

UH-1H FLAT RATE DATA  
FUNCTIONAL GROUP 11  
REFERENCE FIGURE 173

ITEM NO.	NOMENCLATURE	FSN/PN	ACTION CODE	MAINT. LEVEL	MEAN	MEDIAN	MODE	STD. DEV.	SAMPLE SIZE
1	Bellcrank Assy	15606245132	Replace	Total	3.9	3.0	2.0	3.186	28
				Org. Supp.	2.1	2.0	2.0	1.510	12
					5.2	4.0	4.0	3.486	16
2	Connecting Link	30406246739 30406246741	Replace	Total	1.7	1.0	1.0	1.345	9
				Org. Supp.	*	*	*	*	*
					2.3	1.6	5.0	1.924	4
				Total					
				Org. Supp.					
				Total					
				Org. Supp.					
				Total					
				Org. Supp.					
				Total					
				Org. Supp.					
				Total					
				Org. Supp.					
				Total					
				Org. Supp.					
				Total					
				Org. Supp.					

\*Insufficient Data

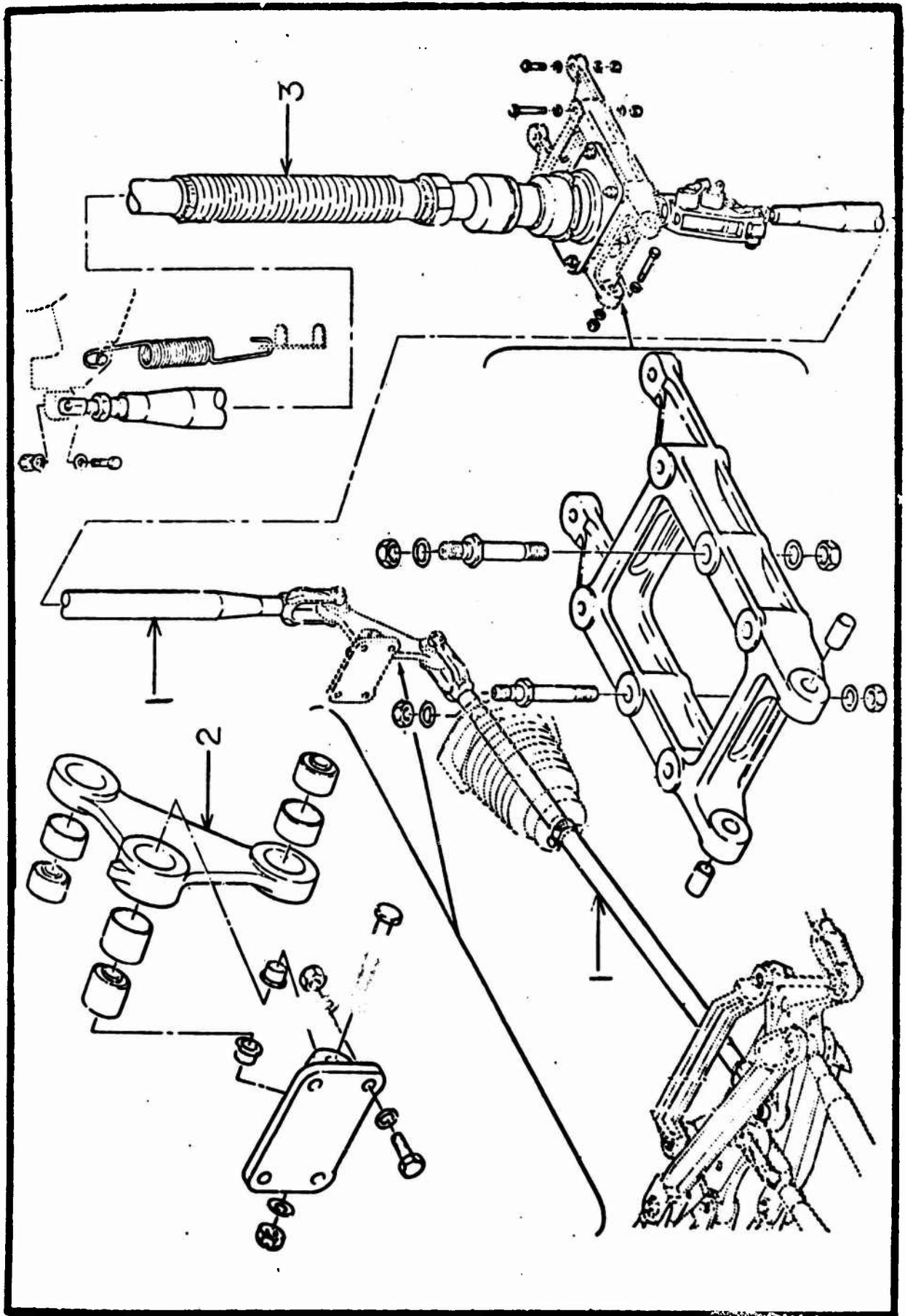


Figure 174 Control Installation, Fore and Aft and Lateral Cyclic

UH-1H FLAT RATE DATA  
 FUNCTIONAL GROUP 11  
 REFERENCE FIGURE 174

ITEM NO.	NOMENCLATURE	FSN/PN	ACTION CODE	MAINT. LEVEL	MEAN	MEDIAN	MODE	STD. DEV.	SAMPLE SIZE	
1	Connecting Link	15607757739 16809645068	Replace	Total	1.9	1.5	1.0	1.160	32	
				Org.	1.5	1.3	1.0	0.716	25	
				Supp.	2.8	2.0	2.0	1.304	5	
2	Bellcrank Assy	15606245131 15607583668	Replace	Total	3.0	2.0	2.0	3.325	125	
				Org.	2.0	1.5	1.0	1.328	74	
				Supp.	3.4	2.5	2.0	2.529	47	
3	Boot Assy	16809232926	Replace	Total	1.4	1.0	1.0	0.719	112	
				Org.	1.4	1.0	1.0	0.718	68	
				Supp.	1.4	1.0	1.0	0.729	44	
				Total						
				Org.						
				Supp.						
				Total						
				Org.						
				Supp.						
				Total						
				Org.						
				Supp.						
				Total						
				Org.						
				Supp.						
				Total						
				Org.						
				Supp.						
				Total						
				Org.						
				Supp.						
				Total						
				Org.						
				Supp.						

\*Insufficient Data

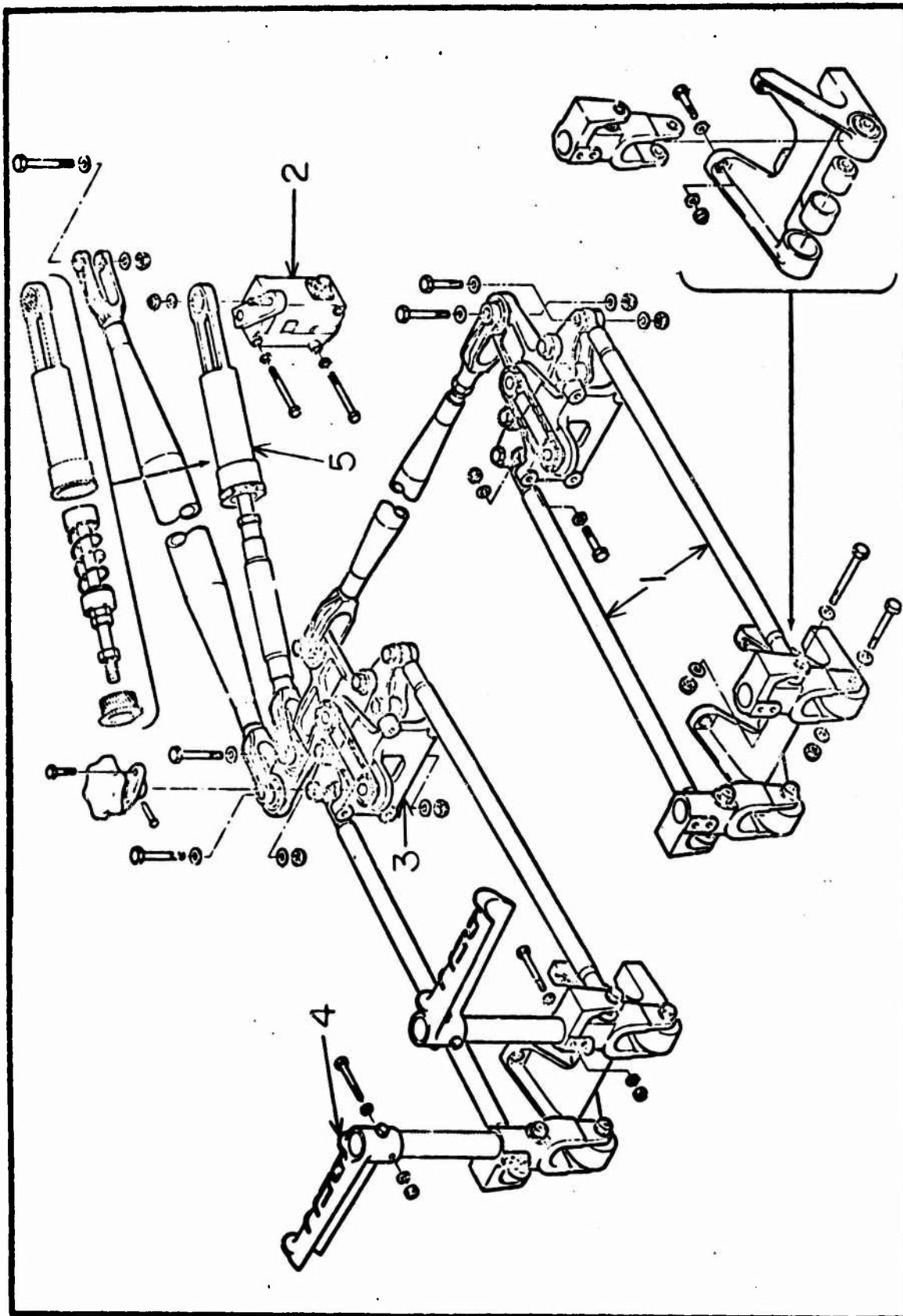


Figure 175 Control Installation, Tail Rotor Forward Section

UH-1H FLAT RATE DATA  
FUNCTIONAL GROUP II  
REFERENCE FIGURE 175

ITEM NO.	NOMENCLATURE	FSN/PN	ACTION CODE	MAINT. LEVEL	MEAN	MEDIAN	MODE	STD. DEV.	SAMPLE SIZE
1	Connecting Link	15607363999	Replace	Total	2.4	2.0	2.0	0.996	12
				Org.	2.7	2.0	2.0	0.817	6
				Supp.	2.2	2.0	2.0	1.170	6
2	Magnetic Brake Assy	16807725599 16809098716	Replace	Total	2.5	2.0	2.0	1.349	365
				Org.	2.4	2.0	2.0	1.274	305
				Supp.	2.9	2.5	2.0	1.629	60
3	Adjuster Assy	15600533949 16150533954	Replace	Total	2.7	2.0	2.0	1.430	31
				Org.	2.8	2.0	2.0	1.483	20
				Supp.	2.6	2.0	3.0	1.393	11
4	Pad	16809869930 16809910310	Replace	Total	1.8	2.0	2.0	1.230	11
				Org.	1.5	2.0	2.0	0.707	5
				Supp.	2.1	1.0	4.0	1.563	6
			Adjust	Total	1.9	1.0	1.0	1.523	37
				Org.	1.1	1.0	0.5	0.635	19
				Supp.	2.2	1.5	1.0	1.588	13
			Service	Total	1.6	1.0	1.0	1.253	14
				Org.	*	*	*	*	*
				Supp.	1.5	1.0	1.0	1.284	9
5	Force Gradient Assy	15608887348	Replace	Total	2.3	2.0	1.0	1.428	65
				Org.	2.3	2.0	1.0	1.338	49
				Supp.	2.4	2.0	4.0	1.484	15
				Total					
				Org.					
				Supp.					
				Total					
				Org.					
				Supp.					
				Total					
				Org.					
				Supp.					

\*Insufficient Data

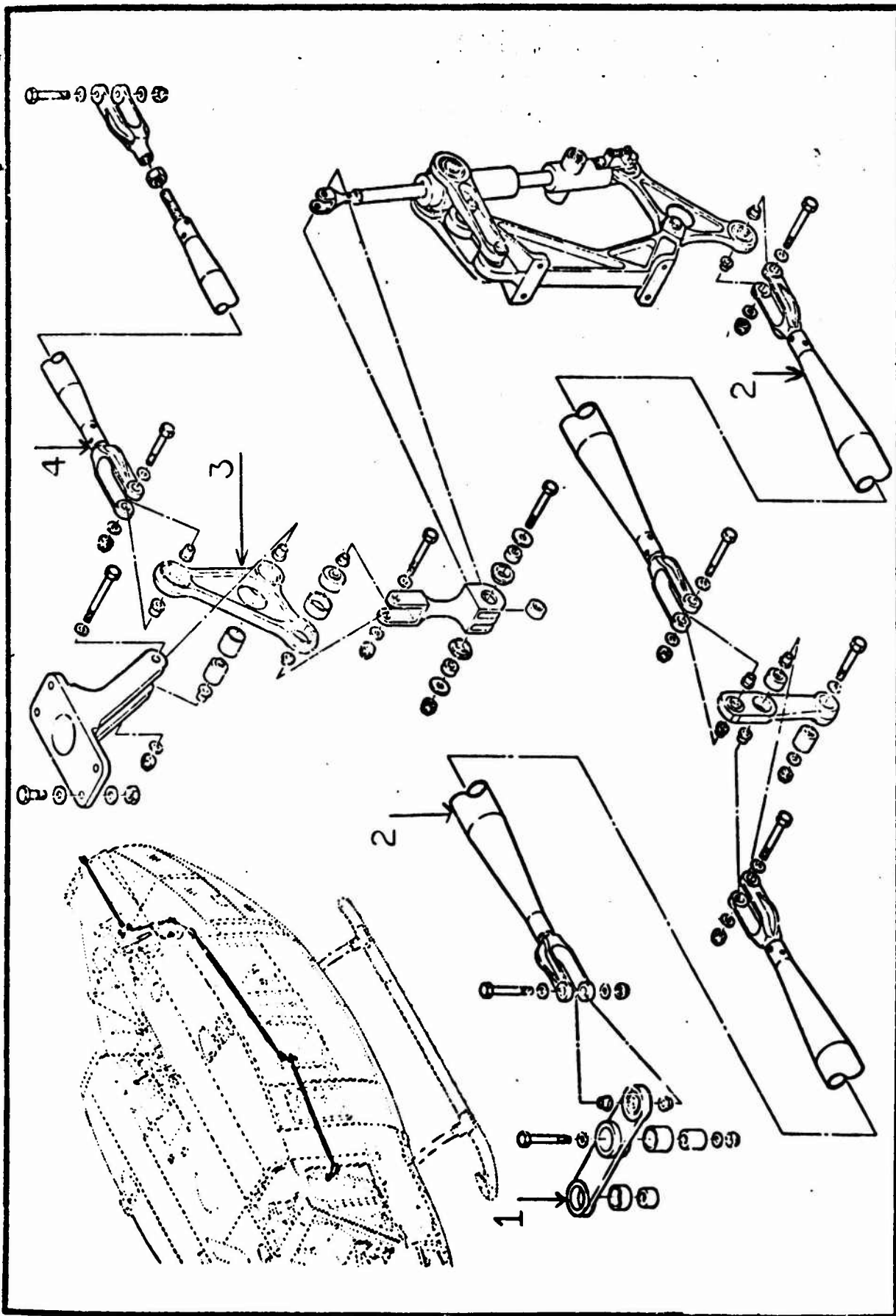


Figure 176 Control Installation, Tail Rotor Forward, Aft Section

UH-1H FLAT RATE DATA  
 FUNCTIONAL GROUP 11  
 REFERENCE FIGURE 176

ITEM NO.	NOMENCLATURE	FSN/PN	ACTION CODE	MAINT. LEVEL	MEAN	MEDIAN	MODE	STD. DEV.	SAMPLE SIZE
1	Lever Assy	16809186997	Replace	Total Org. Supp.	2.3 * 2.3	2.0 * 1.0	2.0 * 1.0	1.551 * 1.838	10 * 6
2	Connecting Link	16809645065 16809645066	Replace	Total Org. Supp.	4.6 2.3 6.8	2.0 2.0 8.0	11.0 4.0 11.0	4.055 1.528 4.856	6 3 3
3	Bellcrank Assy	16159418734	Replace	Total Org. Supp.	2.2 2.0 2.7	2.0 1.8 2.5	1.0 1.0 1.0	1.340 1.230 1.459	87 59 28
4	Connecting Link	15600513647 16150559023 16809645070	Replace	Total Org. Supp.	1.7 1.3 2.1	1.0 1.0 2.0	1.0 0.5 2.0	1.305 1.347 1.207	22 11 11
				Total Org. Supp.					
				Total Org. Supp.					
				Total Org. Supp.					
				Total Org. Supp.					
				Total Org. Supp.					
				Total Org. Supp.					

\*Insufficient Data

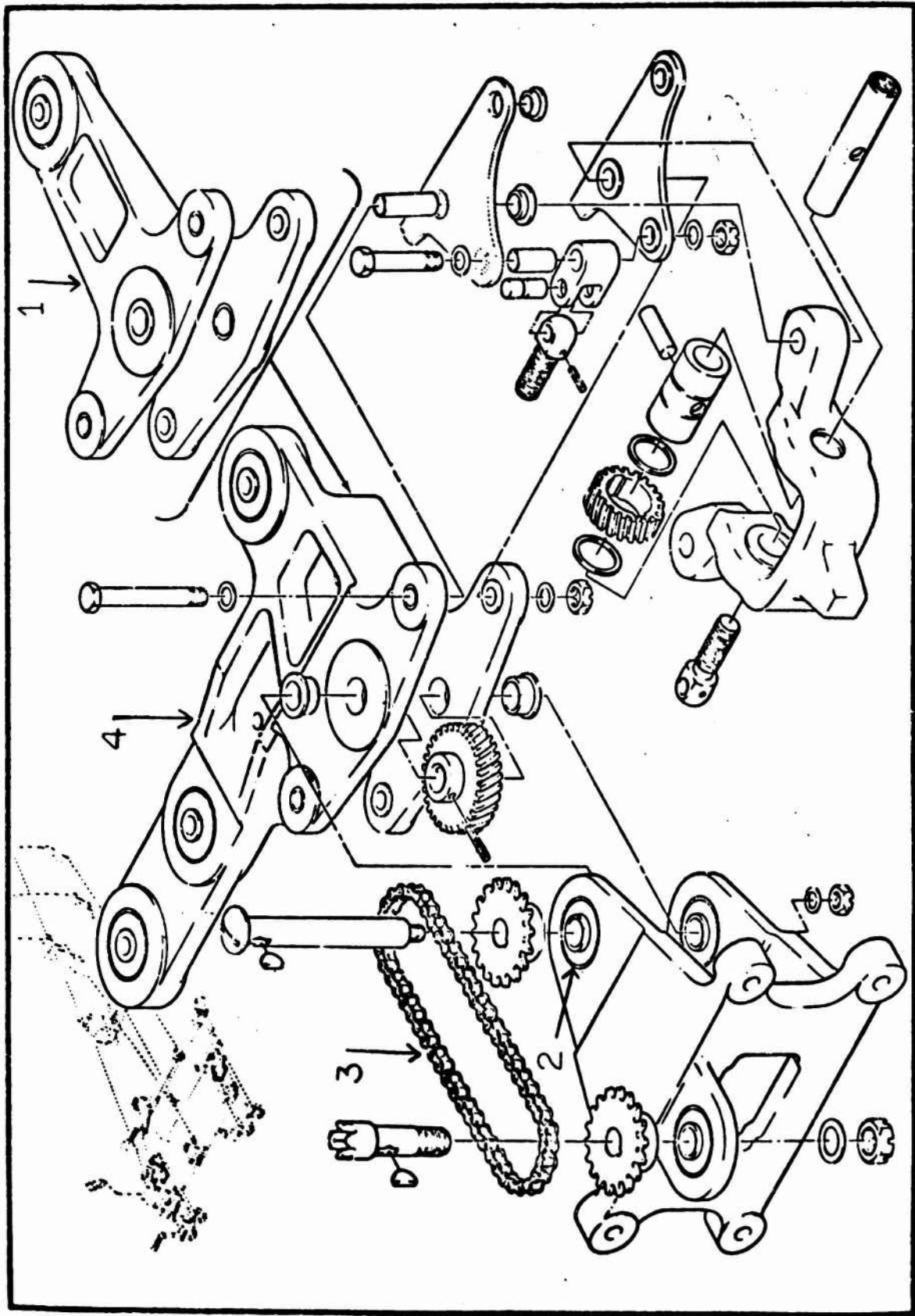


Figure 177 Adjuster Assembly

**UH-1H FLAT RATE DATA  
FUNCTIONAL GROUP 11  
REFERENCE FIGURE 177**

ITEM NO.	NOMENCLATURE	FSN/PN	ACTION CODE	MAINT. LEVEL	MEAN	MEDIAN	MODE	STD. DEV.	SAMPLE SIZE
1	Bellcrank Assy	15606250153	Replace	Total Org. Supp.	2.7 2.7 3.0	2.0 2.5 3.0	2.0 2.0 3.0	1.502 0.809 1.649	28 7 17
2	Bearing	15606250125 31206250125	Replace	Total Org. Supp.	1.4 1.2 1.7	1.5 1.0 1.5	1.5 1.0 1.5	0.675 0.570 0.770	9 5 4
3	Chain	15606715872	Replace	Total Org. Supp.	2.1 2.2 2.1	2.0 2.0 2.0	2.0 2.0 1.0	1.313 1.267 1.359	1,075 575 500
4	Bellcrank Assy	15606330813 15607318095	Replace	Total Org. Supp.	2.5 2.6 2.3	2.0 2.0 1.9	1.0 1.0 1.0	1.993 2.259 1.601	43 25 18
				Total Org. Supp.					
				Total Org. Supp.					
				Total Org. Supp.					
				Total Org. Supp.					
				Total Org. Supp.					
				Total Org. Supp.					

\*Insufficient Data

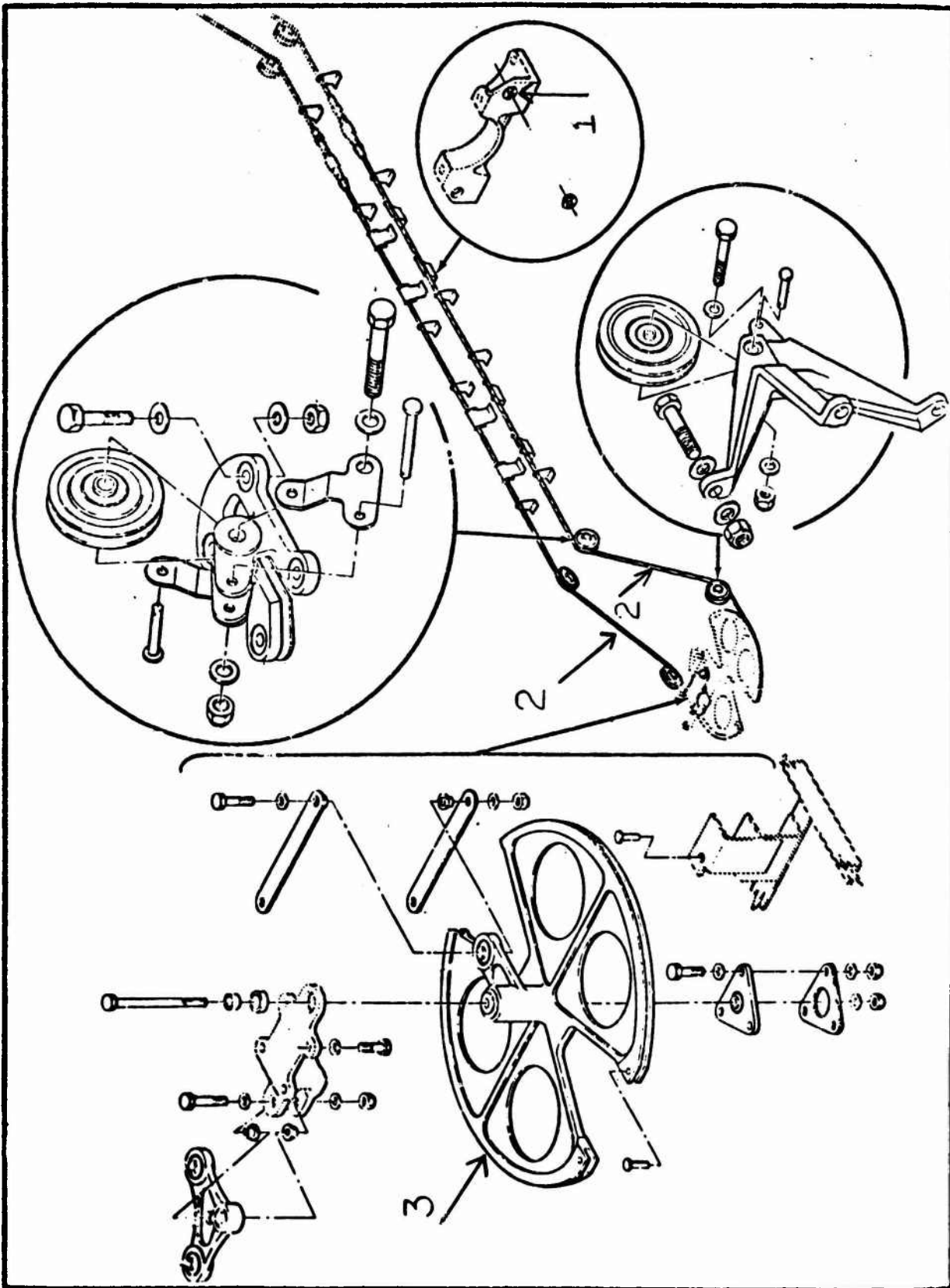


Figure 178 Cable Installation, Tail Rotor Control Aft

UH-1H FLAT RATE DATA  
 FUNCTIONAL GROUP II  
 REFERENCE FIGURE 173

ITEM NO.	NOMENCLATURE	FSN/PN	ACTION CODE	MAINT. LEVEL	MEAN	MEDIAN	MODE	STD. DEV.	SAMPLE SIZE		
1	Grommet	53256787112 53258181563 53259398549 53259869970	Replace	Total	1.4	1.0	0.5	1.213	86		
				Org.	0.9	0.5	0.5	0.600	33		
				Supp.	1.6	1.0	1.0	1.357	51		
				Total							
2	Cable Assy	15607712512 40100178267 40100219095	Replace	Total	3.7	3.0	2.0	3.018	706		
				Org.	2.9	2.0	2.0	2.007	451		
			Adjust	Supp.	4.9	4.0	2.0	3.732	249		
				Total	2.5	2.0	2.0	1.811	58		
			Repair	Org.	2.5	2.0	1.0	1.680	32		
				Supp.	1.7	2.0	2.0	0.783	20		
			Service	Removed and Installed	Checked	Total	1.1	1.0	0.5	0.637	11
						Org.	*	*	*	*	*
						Supp.	1.3	1.0	1.0	0.567	7
						Total	1.5	1.0	1.0	0.985	36
						Org.	1.2	0.5	0.5	1.000	12
						Supp.	1.7	1.5	3.0	0.949	24
Quadrant Assy	15600759327	Checked	Total	2.1	1.0	1.0	1.773	32			
			Org.	*	*	*	*	*			
			Supp.	2.5	1.5	0.5	2.111	18			
			Total	1.0	1.0	0.5	0.785	17			
			Org.	*	*	*	*	*			
			Supp.	1.0	0.5	0.5	0.764	10			
3	Quadrant Assy	15600759327	Replace	Total	5.0	3.5	10.0	3.216	20		
				Org.	*	*	*	*	*		
				Supp.	6.1	5.0	10.0	3.445	13		
				Total							
				Org.							
				Supp.							

\*Insufficient Data

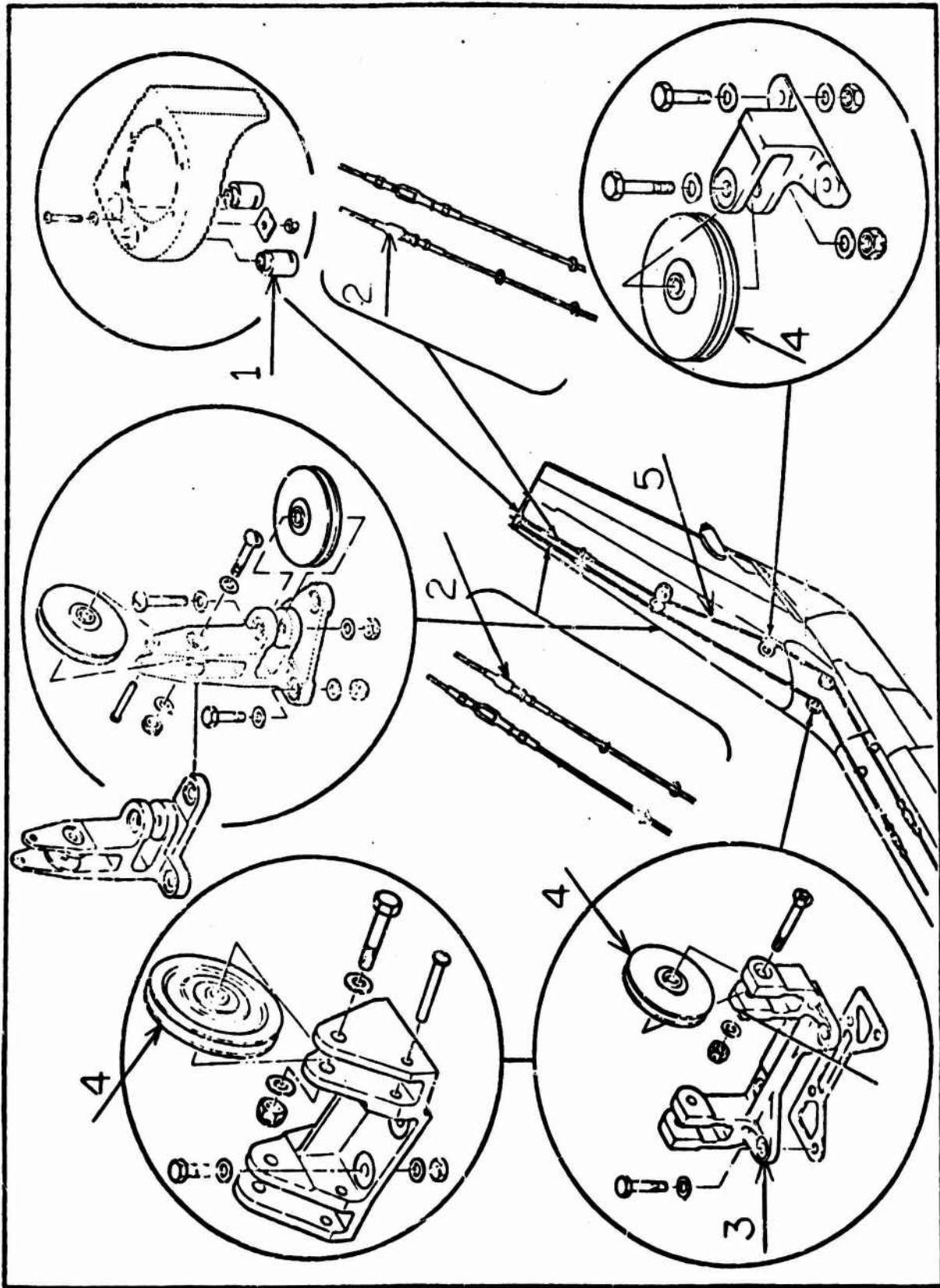


Figure 179 Cable Installation, Tail Rotor Control Lift

IH-1H FLAT RATE DATA  
 FUNCTIONAL GROUP 11  
 REFERENCE FIGURE 179

ITEM NO.	NOMENCLATURE	FSN/PN	ACTION CODE	MAINT. LEVEL	MEAN	MEDIAN	MODE	STD. DEV.	SAMPLE SIZE
1	Fairlead	15607014126 15609962134	Replace	Total	1.9	2.0	2.0	1.400	51
				Org.	1.4	1.5	2.0	0.810	13
				Supp.	1.9	2.0	2.0	1.227	36
2	Barrel	53400658739	Replace	Total	2.0	1.5	1.0	1.473	15
				Org.	1.4	1.5	1.0	0.451	7
				Supp.	2.6	2.0	1.0	1.856	8
3	Bracket Assy	15607338295 15609318331 15609666102	Replace	Total	2.8	3.0	3.0	1.572	53
				Org.	1.9	1.5	3.0	0.890	18
				Supp.	3.1	3.0	2.0	1.595	32
4	Pulley	30202771123 30208812064	Replace	Total	2.3	2.0	2.0	1.562	259
				Org.	2.0	2.0	2.0	1.134	168
				Supp.	2.8	2.0	2.0	1.762	85
5	Wire Rope Assy	40108934866 40108934867	Replace	Total	2.9	2.0	2.0	1.654	26
				Org.	2.3	2.0	2.0	1.341	16
				Supp.	*	*	*	*	*
				Total					
				Org.					
				Supp.					
				Total					
				Org.					
				Supp.					
				Total					
				Org.					
				Supp.					
				Total					
				Org.					
				Supp.					

\*Insufficient Data

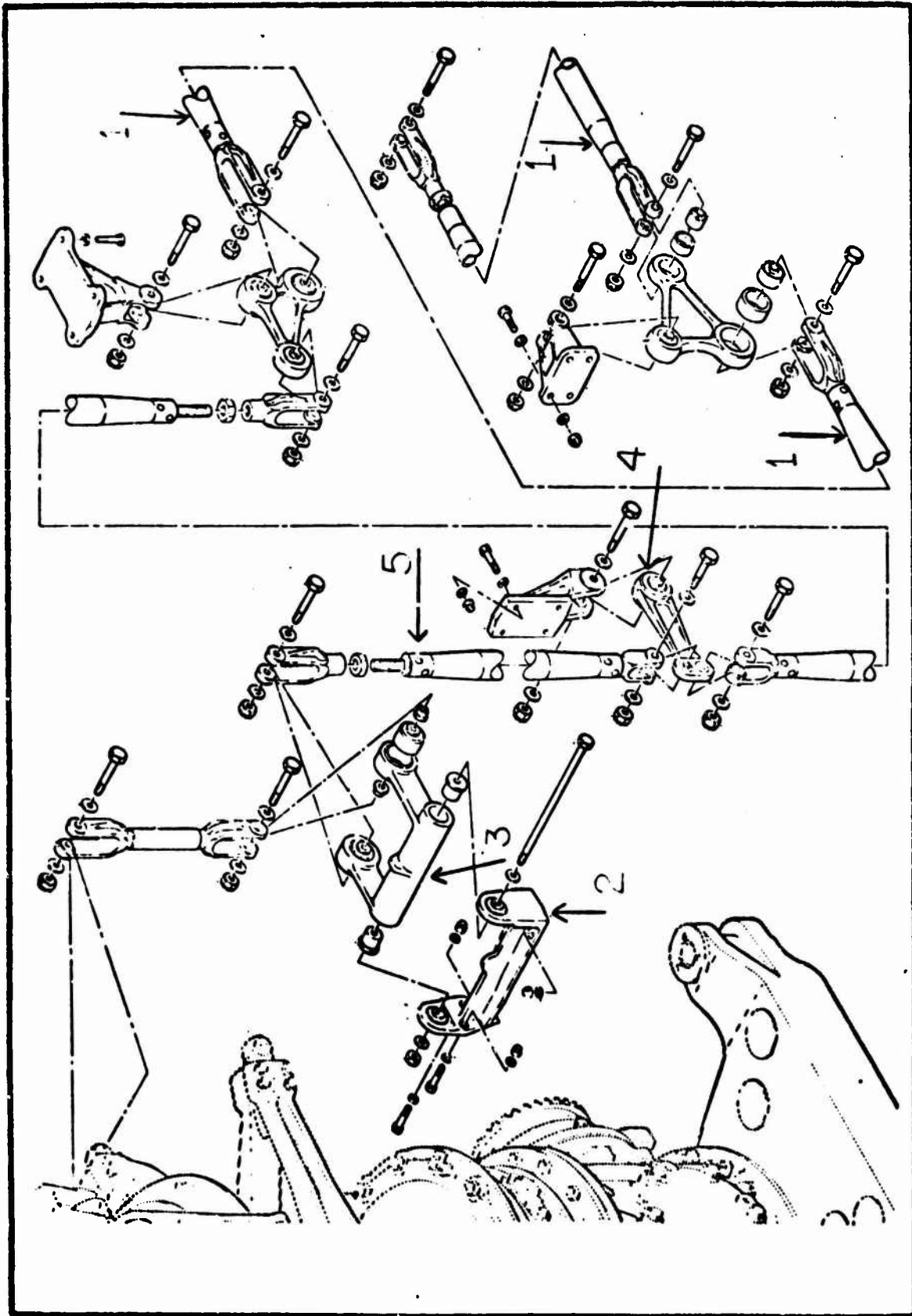


Figure 180 Control Installation, Synchronized Elevator Forward

UH-1H FLAT RATE DATA  
FUNCTIONAL GROUP 11  
REFERENCE FIGURE 130

ITEM NO.	NOMENCLATURE	FSN/PN	ACTION CODE	MAINT. LEVEL	MEAN	MEDIAN	MODE	STD. DEV.	SAMPLE SIZE
1	Connecting Link	15609527145 16802464554 16808772954 16809645074	Replace	Total	2.2	2.0	2.0	1.514	46
				Org.	1.8	2.0	2.0	1.078	31
				Supp.	3.1	3.0	5.0	1.938	15
				Total					
2	Support Assy	15606534339 15607318039 15609666106 15609666107	Replace	Total	2.2	2.0	1.0	1.379	25
				Org.	1.7	1.5	1.0	1.034	11
				Supp.	2.5	2.0	1.0	1.552	14
				Total					
3	Lever Assy	15609498231	Replace	Total	2.2	2.0	1.0	2.047	189
				Org.	1.6	1.5	1.0	0.798	146
				Supp.	3.5	2.0	1.0	3.206	36
				Total					
4	Idler Assy	15607890913 15608671213 15609666104 29159397805	Replace	Total	2.2	2.0	2.0	1.311	144
				Org.	1.9	2.0	2.0	1.110	104
				Supp.	2.7	2.0	2.0	1.516	39
				Total					
5	Connecting Link	15600513648 16800526312	Removed and Installed	Total	2.5	1.0	1.0	1.915	4
				Org.	*	*	*	*	*
				Supp.	2.5	1.0	1.0	1.915	4
				Total					
5	Connecting Link	15600513648 16800526312	Checked	Total	2.3	2.0	1.0	1.604	7
				Org.	*	*	*	*	*
				Supp.	2.3	2.0	1.0	1.604	7
				Total					
5	Connecting Link	15600513648 16800526312	Replaced	Total	2.2	1.5	1.0	1.419	26
				Org.	1.9	1.5	1.0	1.228	19
				Supp.	2.8	2.1	1.0	1.796	7
				Total					

\*Insufficient Data

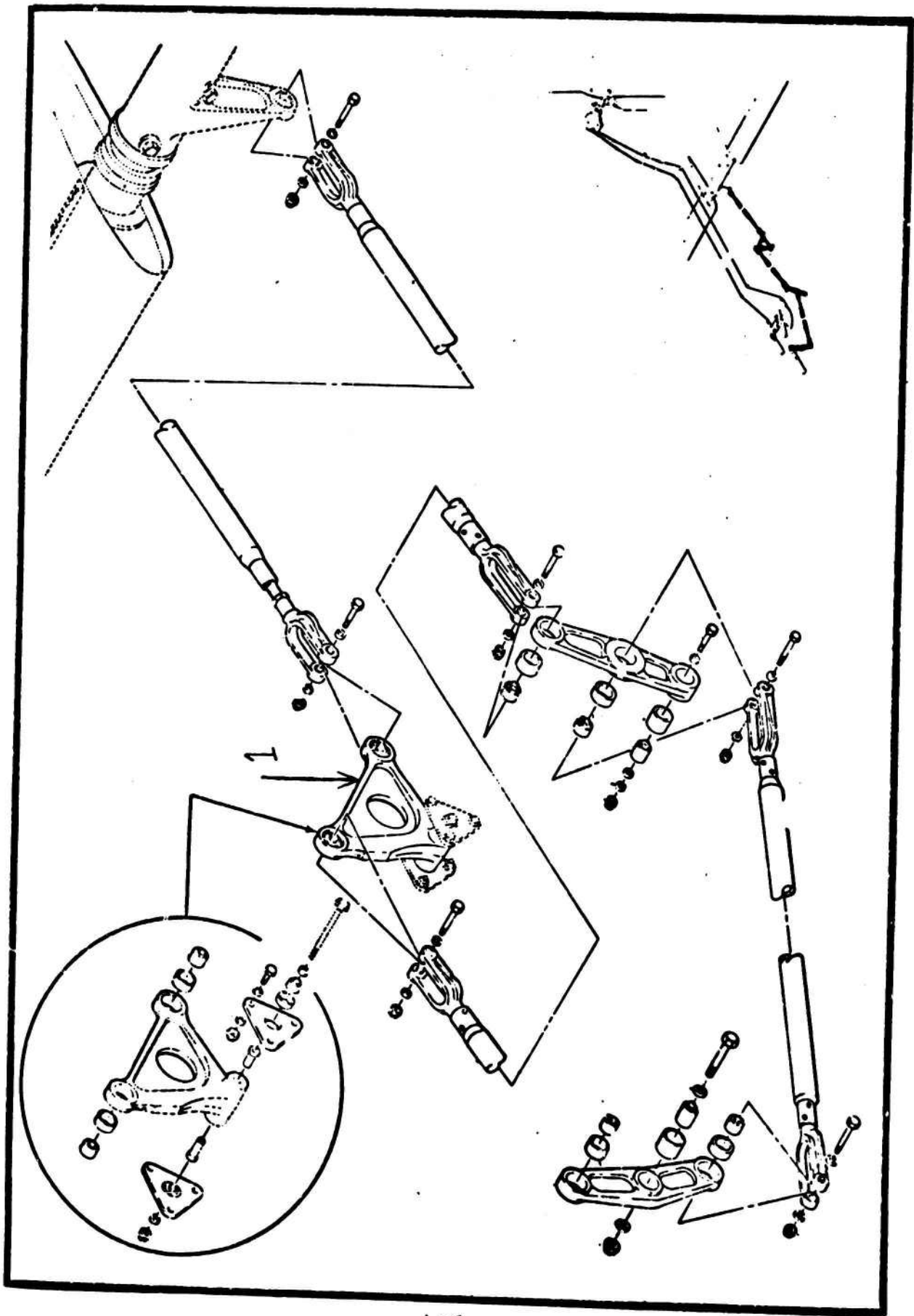


Figure 181 Control Installation, Synchronized Elevator Aft

UH-1H FLAT RATE DATA  
 FUNCTIONAL GROUP 11  
 REFERENCE FIGURE 131

ITEM NO.	NOMENCLATURE	FSN/PN	ACTION CODE	MAINT. LEVEL	MEAN	MEDIAN	MODE	STD. DEV.	SAMPLE SIZE
1	Bellcrank Assy	15608042526 15608622783 15609666103 15609667522 16800578301	Replace	Total	2.4	2.0	2.0	1.872	174
				Org.	1.7	1.9	2.0	0.923	100
				Supp.	3.1	3.0	2.0	2.127	70
				Total					
				Org.					
				Supp.					
				Total					
				Org.					
				Supp.					
				Total					
				Org.					
				Supp.					
				Total					
				Org.					
				Supp.					
				Total					
				Org.					
				Supp.					
				Total					
				Org.					
				Supp.					

\*Insufficient Data

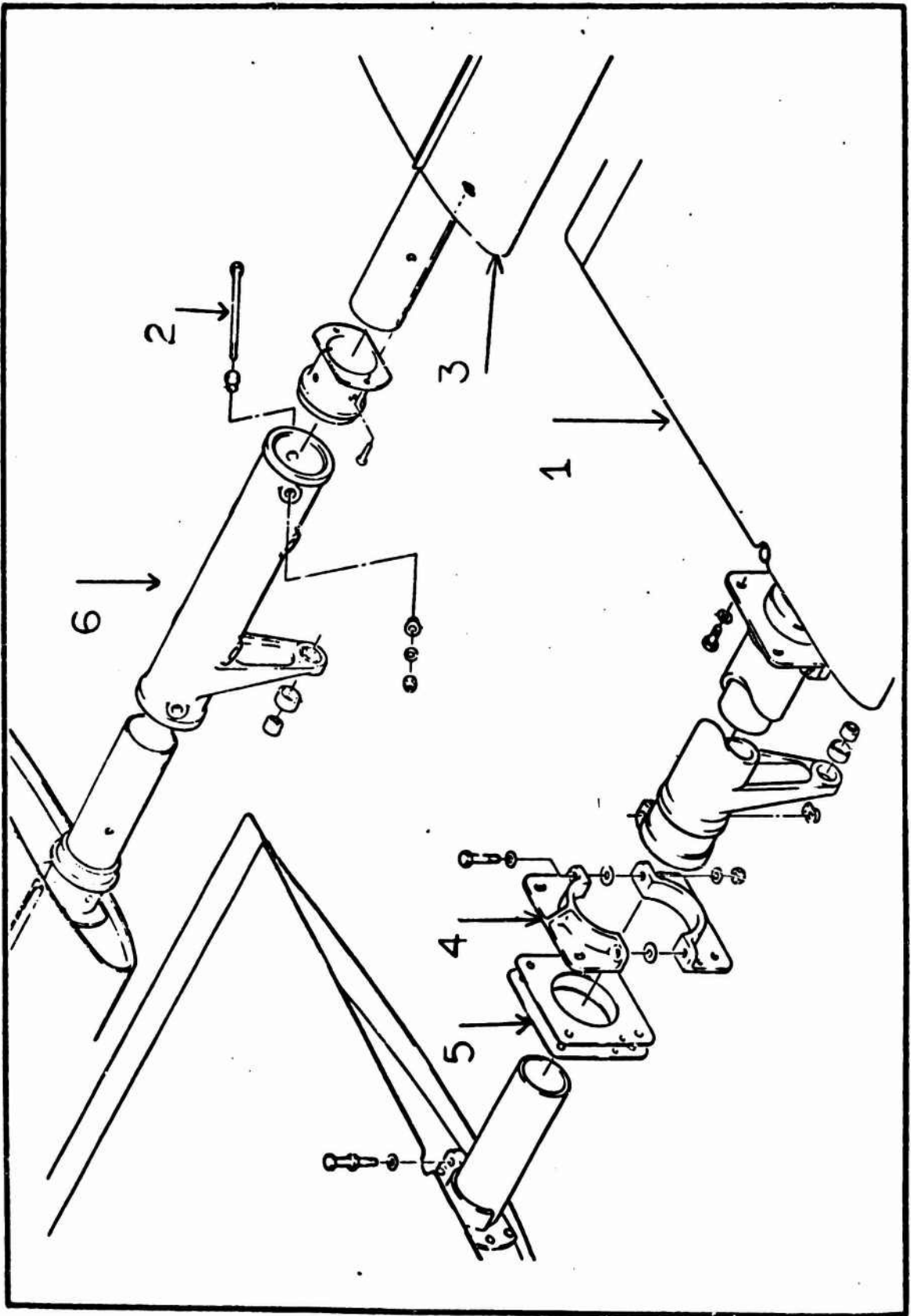


Figure 182 Elevator Installation, Synchronized

LH-1H FLAT RATE DATA  
 FUNCTIONAL GROUP 11  
 REFERENCE FIGURE 132

ITEM NO.	NOMENCLATURE	FSN/PN	ACTION CODE	MAINT. LEVEL	MEAN	MEDIAN	MODE	STD. DEV.	SAMPLE SIZE
1	Elevator Assy	15607338315 15609963905 15609963906 15609997953 15609997954	Replace	Total	3.9	2.0	1.0	4.816	535
				Org.	2.2	2.0	1.0	1.642	319
				Supp.	6.0	4.0	4.0	6.043	205
			Adjust	Total	4.4	4.0	4.0	3.215	185
				Org.	2.5	2.0	4.0	1.325	71
				Supp.	5.2	4.0	4.0	3.551	92
			Repair	Total	4.4	3.0	2.0	3.893	222
				Org.	*	*	*	*	*
				Supp.	4.3	3.0	1.0	3.897	179
			Service	Total	2.0	2.0	1.0	1.462	63
				Org.	1.7	1.5	1.0	1.101	25
				Supp.	2.5	2.0	2.0	1.585	38
Initial Inspection	Total	0.6	0.5	0.5	0.505	13			
	Org.	*	*	*	*	*			
	Supp.	0.5	0.5	0.5	0.515	11			
Final Inspection	Total	0.3	0.3	0.3	0.150	13			
	Org.	*	*	*	*	*			
	Supp.	0.3	0.3	0.5	0.150	13			
Removed and Installed	Total	2.7	2.0	1.0	2.413	215			
	Org.	1.5	1.0	1.0	1.251	100			
	Supp.	3.4	2.0	2.0	2.326	105			
Checked	Total	1.0	1.0	1.0	0.579	18			
	Org.	*	*	*	*	*			
	Supp.	0.9	1.0	1.0	0.566	7			
Installed	Total	2.4	2.5	2.5	1.655	398			
	Org.	*	*	*	*	*			
	Supp.	2.5	2.5	2.5	1.645	375			

\*Insufficient Data

UH-1H FLAT RATE DATA  
 FUNCTIONAL GROUP 11  
 REFERENCE FIGURE 132

ITEM NO.	NOMENCLATURE	FSN/PN	ACTION CODE	MAINT. LEVEL	MEAN	MEDIAN	MODE	STD. DEV.	SAMPLE SIZE	
2	Bolt	53062822675 53069669359	Replace	Total	1.4	1.0	1.0	1.118	14	
				Org. Supp.	1.6	1.0	1.0	1.243	10	
3	Elevator Corner Cap	15609215974 15609215975	Replace	Total	0.9	0.5	0.5	0.681	451	
				Org. Supp.	0.8	0.5	0.5	0.511	336	
			Installed	1.1	0.5	0.5	1.003	115		
4	Support Assy	15609666108	Replace	Total	0.9	1.0	1.0	0.410	18	
				Org. Supp.	0.7	0.6	1.0	0.257	13	
				Supp.	1.2	1.0	1.0	0.570	5	
5	Shim	53409671857 53659671829	Replace	Total	4.0	3.0	3.0	2.879	33	
				Org. Supp.	2.7	3.0	4.0	1.566	14	
				Supp.	5.0	4.0	5.0	3.251	19	
6	Horn Assy	15607186478 15609257702 15609667517	Replace	Total	2.2	2.0	1.0	1.694	106	
				Org. Supp.	2.1	2.0	2.0	1.389	53	
				Supp.	2.3	1.5	1.0	1.851	51	
				Total	5.0	4.5	2.0	2.751	169	
				Org. Supp.	4.7	4.5	2.0	2.661	107	
				Supp.	5.4	5.0	4.0	2.872	62	
				Total						
				Org. Supp.						
				Supp.						
				Total						
				Org. Supp.						
				Supp.						

\*Insufficient Data

SECTION XII  
FUNCTIONAL GROUP 12  
UTILITY SYSTEM

410a

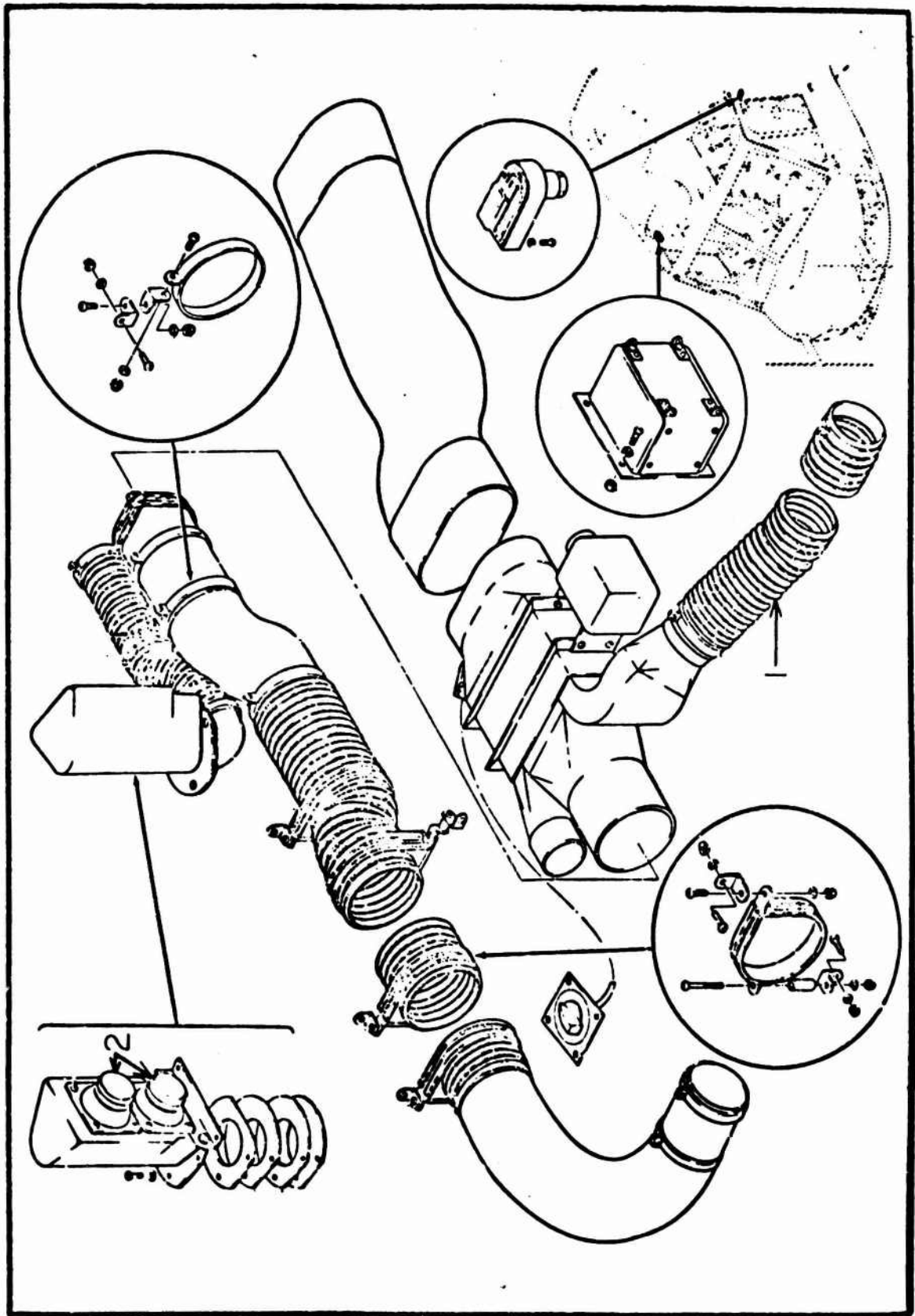


Figure 183 Distribution Installation, Hot Air Aft Right-Hand Section

UH-1H FLAT RATE DATA  
 FUNCTIONAL GROUP 12  
 REFERENCE FIGURE 133

ITEM NO.	NOMENCLATURE	FSN/PN	ACTION CODE	MAINT. LEVEL	MEAN	MEDIAN	MODE	STD. DEV.	SAMPLE SIZE
1	Heater Duct Assy	15609121176	Removed and Installed	Total	4.4	4.5	4.5	0.517	44
				Org. Supp.	4.4	4.5	4.5	0.517	44
2	Valve Assy	16600704606	Replace	Total	1.2	1.0	2.0	0.623	25
				Org. Supp.	1.1	1.0	0.5	0.602	21
				Org. Supp.	1.8	2.0	2.0	0.502	4
				Total					
				Org. Supp.					
				Total					
				Org. Supp.					
				Total					
				Org. Supp.					
				Total					
				Org. Supp.					
				Total					
				Org. Supp.					
				Total					
				Org. Supp.					
				Total					
				Org. Supp.					

\*Insufficient Data

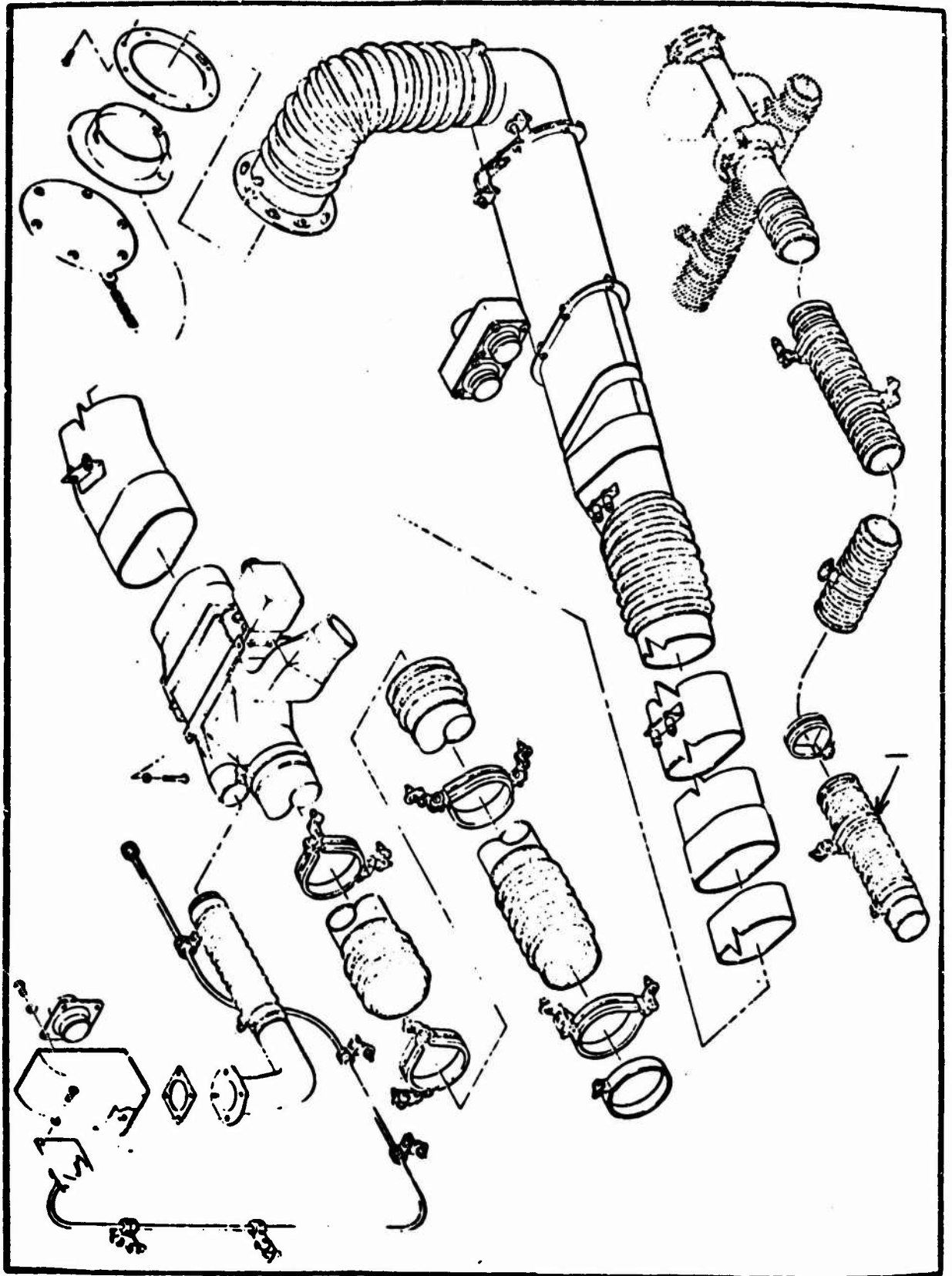


Figure 184 Distribution Illustration, Hot Air Right-Hand Section (UH-1D)

UH-1H FLAT RATE DATA  
 FUNCTIONAL GROUP 12  
 REFERENCE FIGURE 184

ITEM NO.	NOMENCLATURE	FSN/PN	ACTION CODE	MAINT. LEVEL	MEAN	MEDIAN	MODE	STD. DEV.	SAMPLE SIZE	
1	Clamp	53400813638 53405488035 53409571488 53409894578 53409931476	Replace	Total	1.2	0.5	0.5	1.378	10	
				Org.	0.8	0.5	0.5	0.372	8	
				Supp.	2.8	0.5	5.0	3.183	2	
				Total						
				Org.						
				Total						
				Org.						
				Supp.						
				Total						
				Org.						
				Supp.						
				Total						
				Org.						
				Supp.						
				Total						
				Org.						
				Supp.						
				Total						
				Org.						
				Supp.						
				Total						
				Org.						
				Supp.						
				Total						
				Org.						
				Supp.						

\*I.sufficient Data

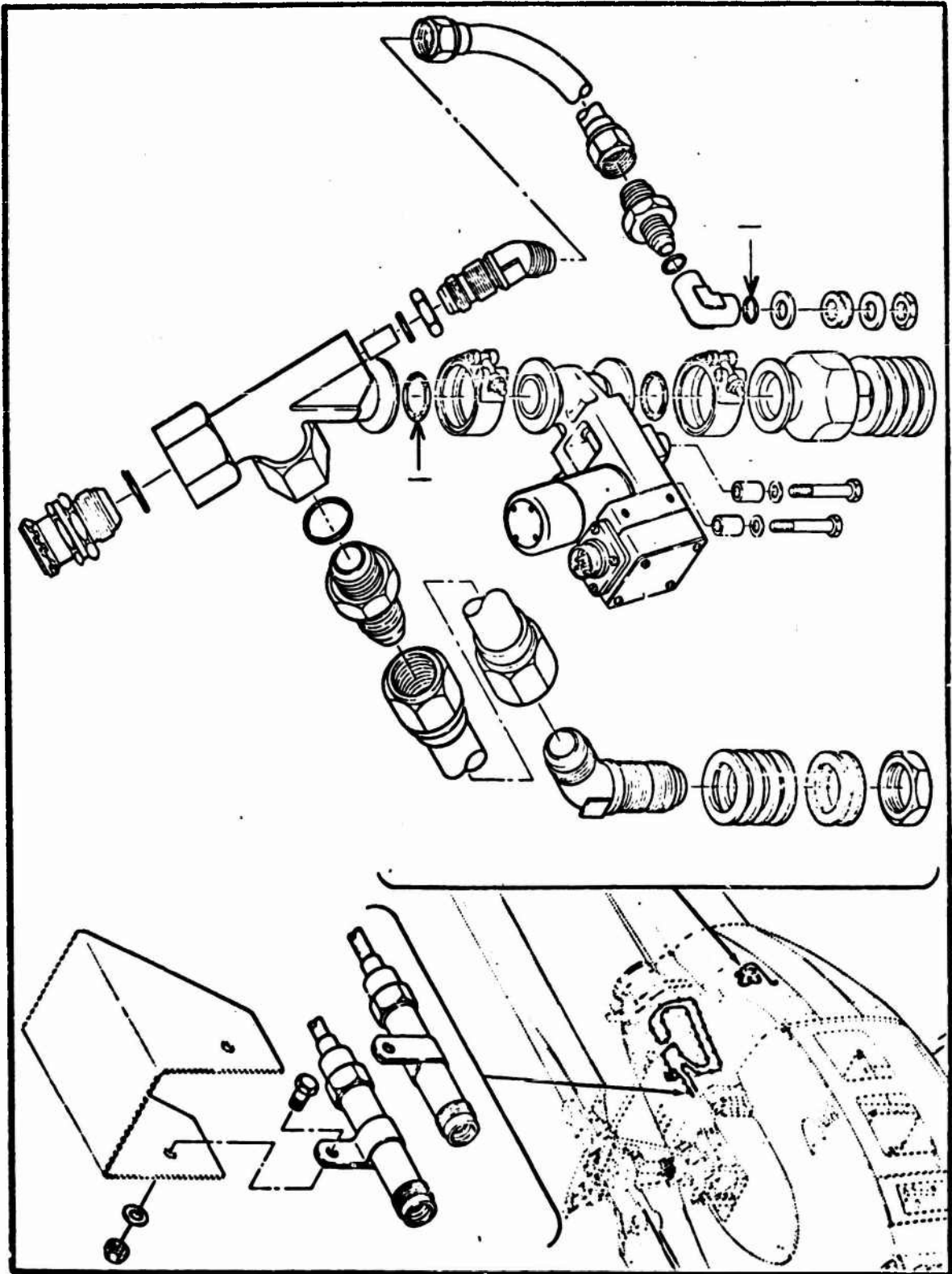


Figure 185 Detection System Installation and Valve Installation, Engine Bleed Air

UH-1H FLAT RATE DATA  
 FUNCTIONAL GROUP 12  
 REFERENCE FIGURE 135

ITEM NO.	NOMENCLATURE	FSN/PN	ACTION CODE	MAINT. LEVEL	MEAN	MEDIAN	MODE	STD. DEV.	SAMPLE SIZE			
1	Packing	53300728352 53300728353 53302651088 53309733683 53309873393	Replace	Total	0.9	1.0	0.5	0.584	55			
				Org.	1.0	1.0	0.5	0.618	38			
				Supp.	0.7	0.5	0.5	0.451	17			
							Total					
							Org.					
							Supp.					
							Total					
							Org.					
							Supp.					
							Total					
							Org.					
							Supp.					

\*Insufficient Data

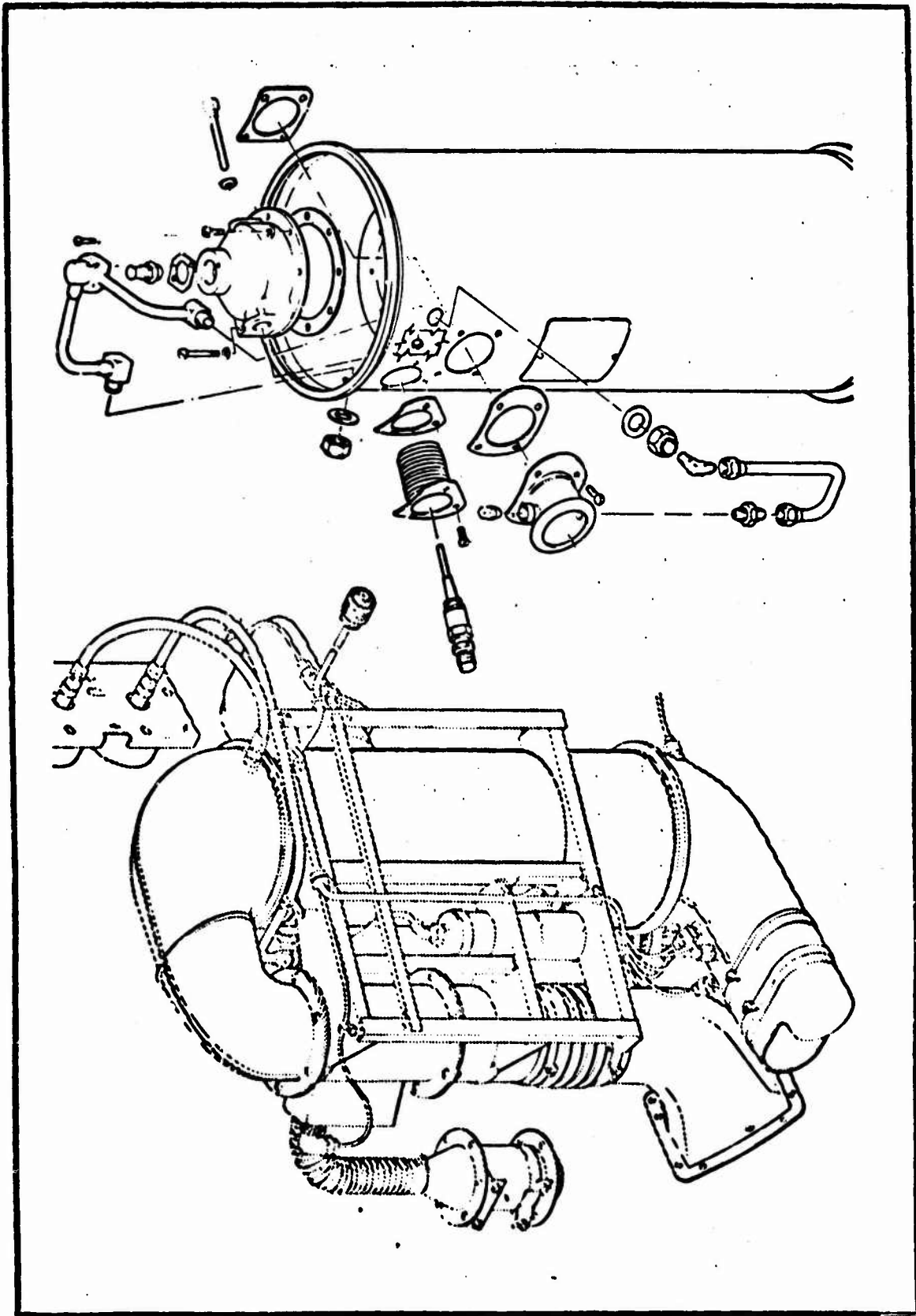


Figure 186 Heater Assembly

UH-1H FLAT RATE DATA  
 FUNCTIONAL GROUP 12  
 REFERENCE FIGURE 136

ITEM NO.	NOMENCLATURE	FSN/PN	ACTION CODE	MAINT. LEVEL	MEAN	MEDIAN	MODE	STD. DEV.	SAMPLE SIZE
--	Heater	16600736823	Repair	Total	3.5	4.0	6.0	2.239	19
				Org. Supp.	2.8	1.5	5.0	2.157	11
			Service	Total	4.6	4.0	4.0	2.686	17
				Org. Supp.	4.9	6.0	8.0	2.908	11
				Total					
				Org. Supp.					
				Total					
				Org. Supp.					
				Total					
				Org. Supp.					
				Total					
				Org. Supp.					
				Total					
				Org. Supp.					
				Total					
				Org. Supp.					

\*Insufficient Data

SECTION XIII  
FUNCTIONAL GROUP 17  
CARGO AND PERSONNEL HANDLING

418 a

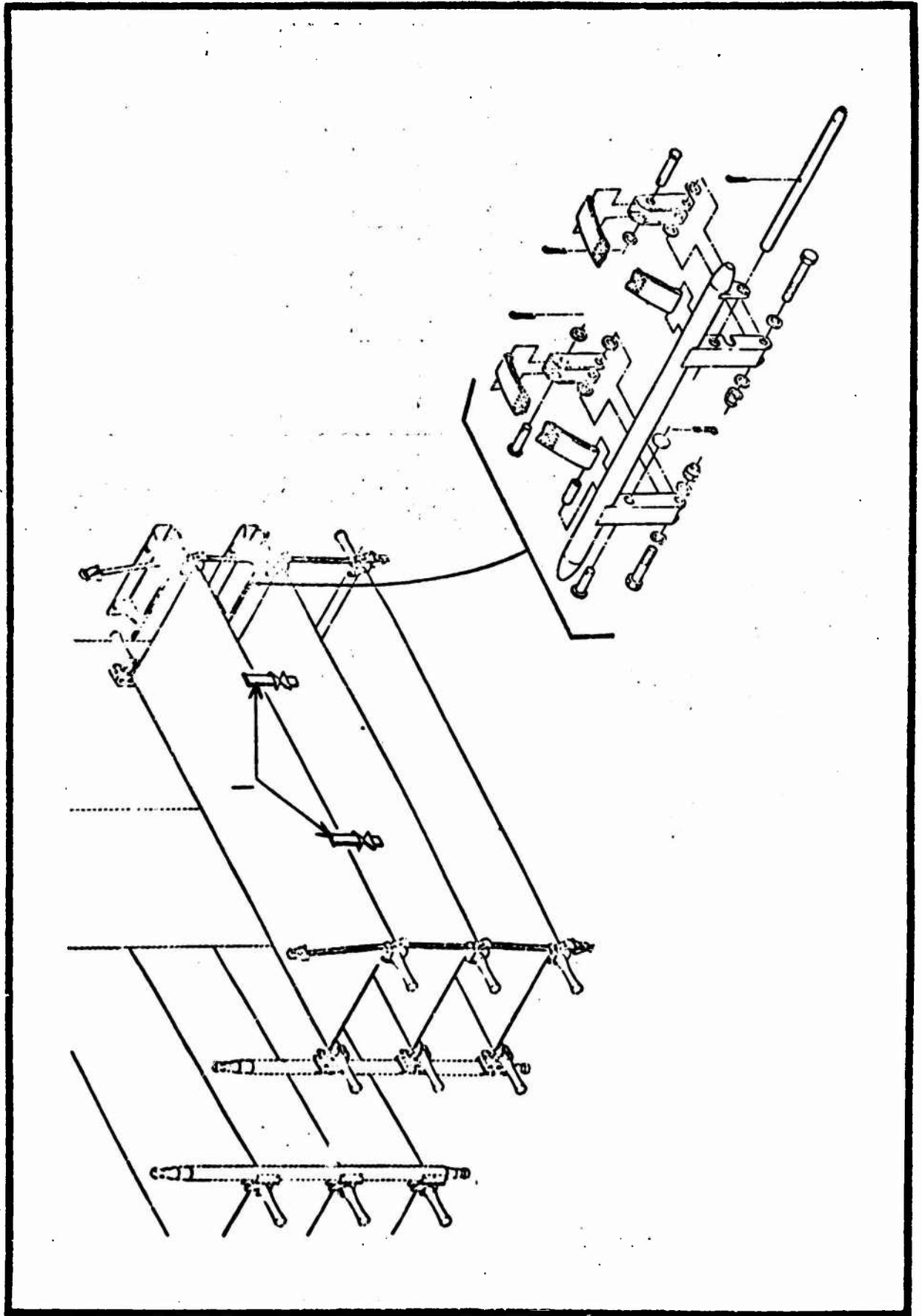


Figure 187 Rack Installation, Litter

UH-1H FLAT RATE DATA  
 FUNCTIONAL GROUP 17  
 REFERENCE FIGURE 137

ITEM NO.	NOMENCLATURE	FSN/PN	ACTION CODE	MAINT. LEVEL	MEAN	MEDIAN	MODE	STD. DEV.	SAMPLE SIZE	
1	Belt	16800699520	Replace	Total	1.1	1.0	1.0	0.492	26	
				Org.	1.2	1.0	1.0	0.518	21	
				Supp.	1.0	1.0	1.0	0.354	5	
				Total						
				Org.						
				Supp.						
				Total						
				Org.						
				Supp.						
				Total						
				Org.						
				Supp.						

\*Insufficient Data

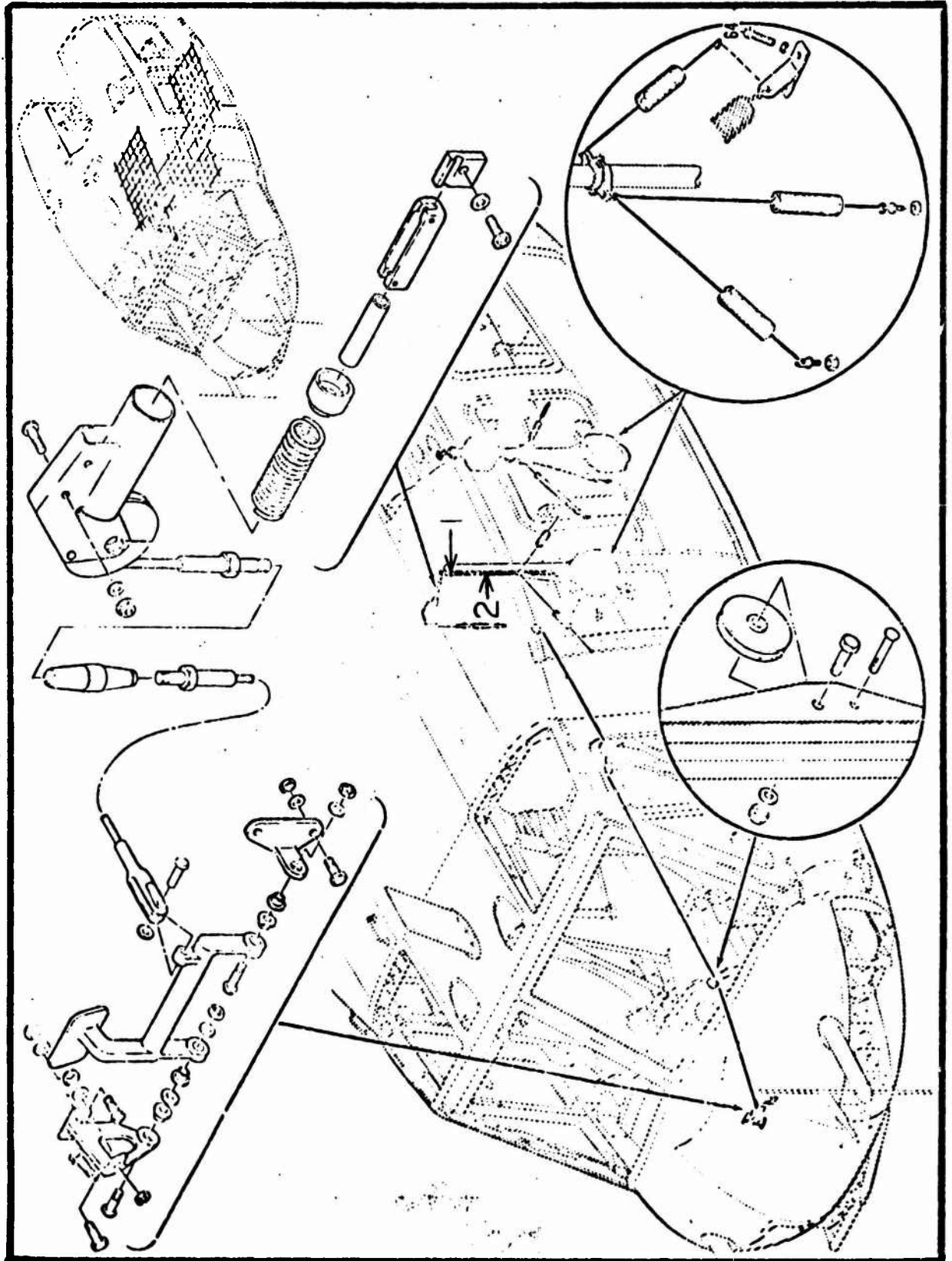


Figure 188 Suspension Installation, Cargo

UH-1H FLAT RATE DATA  
FUNCTIONAL GROUP 17  
REFERENCE FIGURE 133

ITEM NO.	NOMENCLATURE	FSN/PN	ACTION CODE	MAINT. LEVEL	MEAN	MEDIAN	MODE	STD. DEV.	SAMPLE SIZE
1	Bolt	53061510430	Replace	Total	0.9	1.0	1.0	0.417	16
				Org.	0.8	0.5	1.0	0.266	12
				Supp.	1.2	1.0	1.0	0.292	3
2	Suspension Assy	15609218559	Replace	Total	2.3	2.0	2.0	1.472	35
				Org.	2.3	2.0	2.0	1.465	34
				Supp.	*	*	*	*	*
				Total					
				Org.					
				Supp.					
				Total					
				Org.					
				Supp.					
				Total					
				Org.					
				Supp.					
				Total					
				Org.					
				Supp.					
				Total					
				Org.					
				Supp.					
				Total					
				Org.					
				Supp.					

\*Insufficient Data

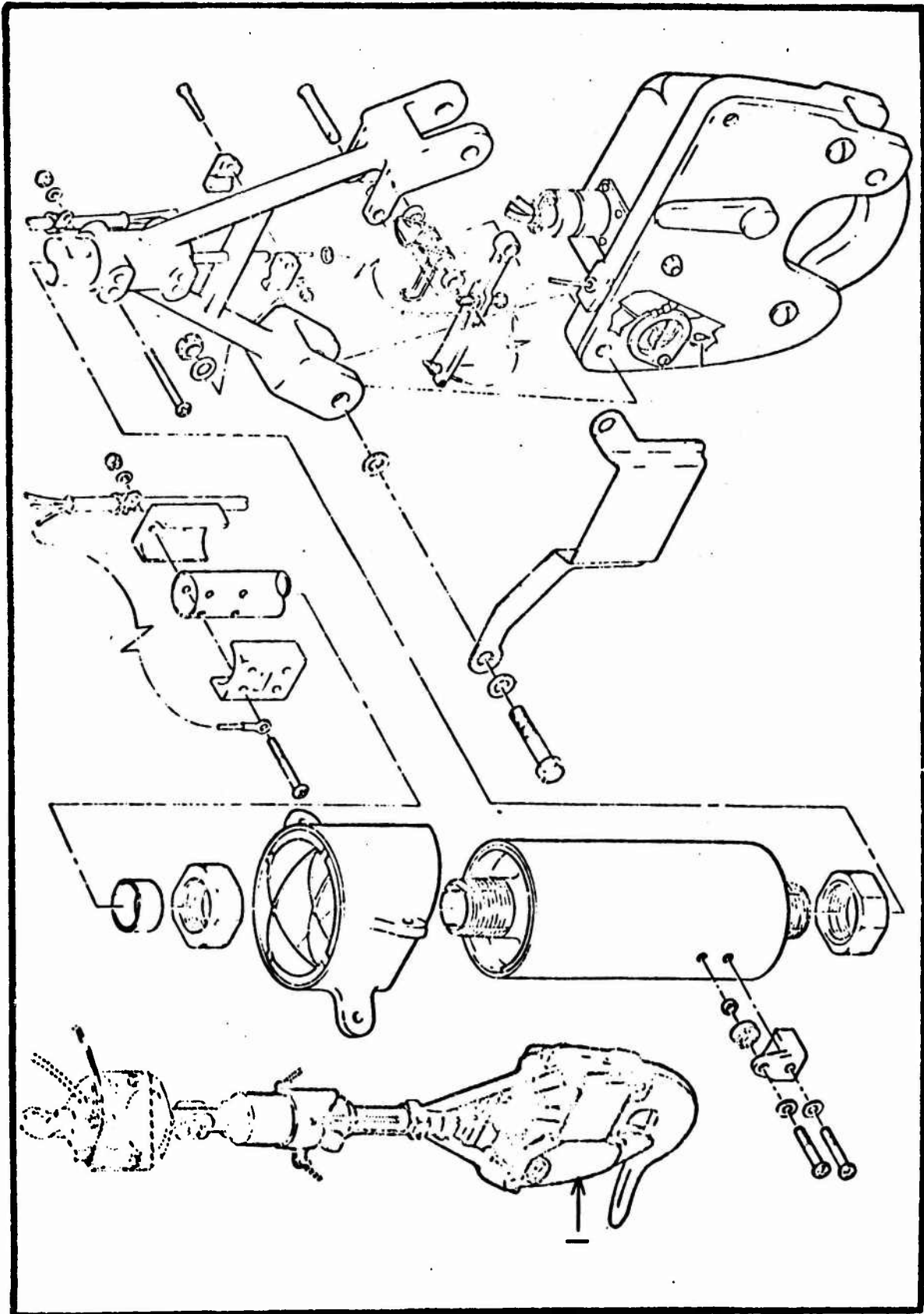


Figure 189 Suspension Assembly

UH-1H FLAT RATE DATA  
 FUNCTIONAL GROUP 17  
 REFERENCE FIGURE 189

ITEM NO.	NOMENCLATURE	FSN/PN	ACTION CODE	MAINT. LEVEL	MEAN	MEDIAN	MODE	STD. DEV.	SAMPLE SIZE
1	Hook Assy	15608757991 16809677639	Removed and Installed	Total	4.4*	4.0*	4.0	2.710*	26*
				Org. Supp.	3.9	4.0	4.0	1.467	12
				Total					
				Org. Supp.					
				Total					
				Org. Supp.					
				Total					
				Org. Supp.					
				Total					
				Org. Supp.					
				Total					
				Org. Supp.					
				Total					
				Org. Supp.					
				Total					
				Org. Supp.					
				Total					
				Org. Supp.					
				Total					
				Org. Supp.					

\*Insufficient Data

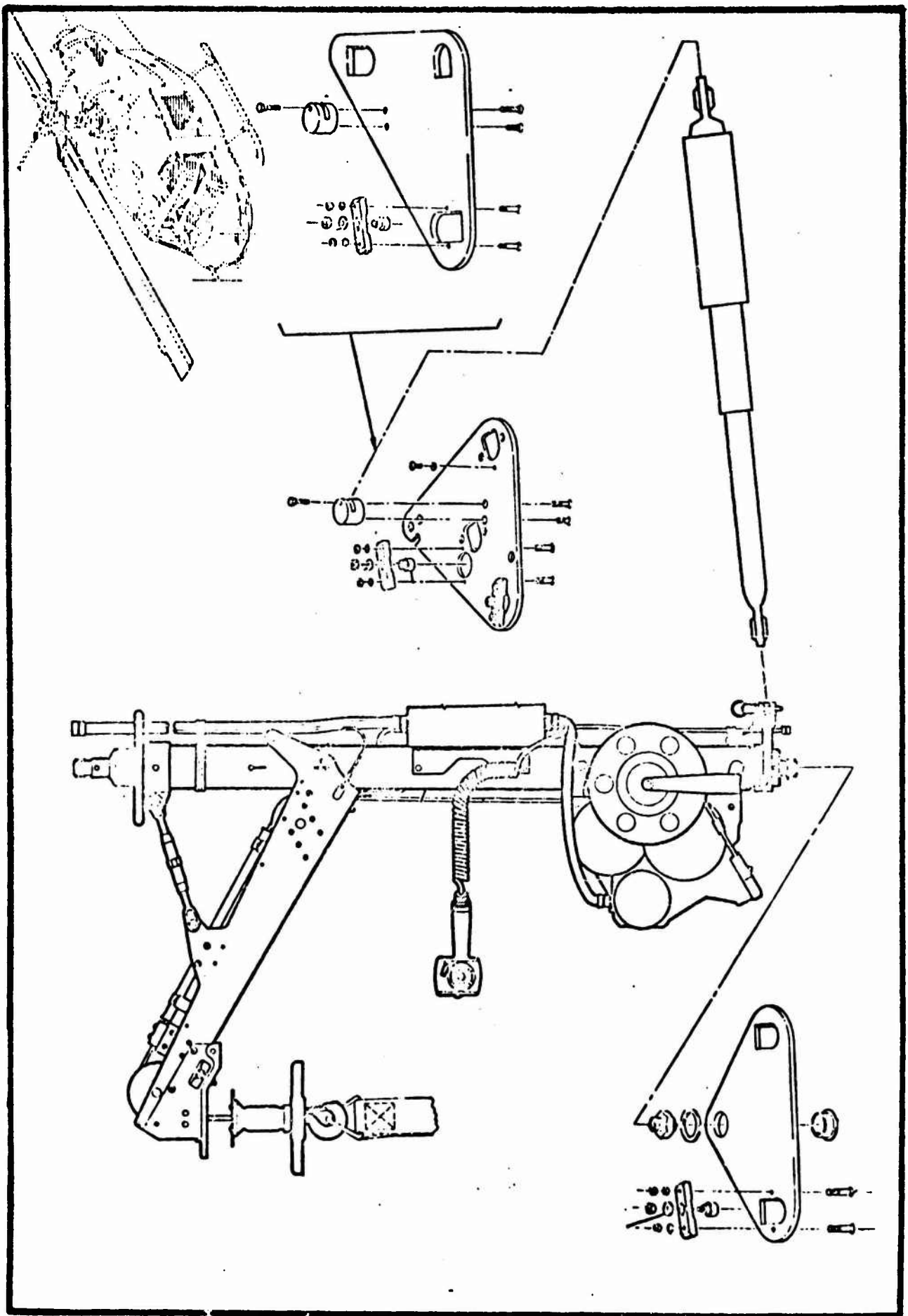


Figure 190 Internal Rescue Hoist Installation

UH-1H FLAT RATE DATA  
 FUNCTIONAL GROUP 17  
 REFERENCE FIGURE 190

ITEM NO.	NOMENCLATURE	FSN/PN	ACTION CODE	MAINT. LEVEL	MEAN	MEDIAN	MODE	STD. DEV.	SAMPLE SIZE
--	Internal Rescue Hoist	16801835994	Service	Total Org. Supp.	0.5 0.5 *	0.5 0.5 *	0.5 0.5 *	* * *	23 23 *
				Total Org. Supp.					
				Total Org. Supp.					
				Total Org. Supp.					
				Total Org. Supp.					
				Total Org. Supp.					
				Total Org. Supp.					
				Total Org. Supp.					
				Total Org. Supp.					
				Total Org. Supp.					
				Total Org. Supp.					
				Total Org. Supp.					

\*Insufficient Data

APPENDIX A  
INDEX OF REPORTED FEDERAL STOCK NUMBERS (FSN'S)  
WITH CORRESPONDING FIGURE AND ITEM NUMBER

# APPENDIX A

<u>Federal Stock Number</u>	<u>Figure Number</u>	<u>Item Number</u>	<u>Federal Stock Number</u>	<u>Figure Number</u>	<u>Item Number</u>
15600100392	026	01	15601362401	004	01
15600152983	002	02	15601508902	064	01
15600190291	045	01	15601508902	046	--
15600213636	005	01	15601508913	064	01
15600426645	004	01	15601508918	045	01
15600426646	004	01	15601509018	045	01
15600513362	026	01	15601509019	045	01
15600513647	176	04	15601514081	044	01
15600513648	180	05	15601678113	073	03
15600533949	175	03	15601690533	160	02
15600556042	172	03	15601732322	034	03
15600665307	038	01	15601761089	034	03
15600693413	019	05	15601761091	033	02
15600707837	071	01	15601761247	160	06
15600718278	034	03	15601761249	160	06
15600720814	034	03	15601761251	160	06
15600721076	036	01	15601762103	031	01
15600721077	092	05	15601794097	034	02
15600721078	092	05	15601795343	031	01
15600728317	046	01	15601796253	036	04
15600730333	041	01	15601796308	092	09
15600730337	044	01	15601814560	036	04
15600730341	041	02	15601815266	064	01
15600738203	075	--	15602031144	034	03
15600738702	002	02	15602031168	031	01
15600750137	038	01	15602031178	031	01
15600759327	178	03	15602205314	143	01
15600767296	064	01	15602215691	037	02
15600788698	048	01	15602243686	034	03
15600798931	004	01	15602261779	156	05
15600863567	038	01	15604099146	048	06
15600897631	034	03	15604115897	033	02
15600899080	034	03	15604357912	034	03
15601028574	019	05	15604361835	103	--
15601032416	038	01	15604421679	036	04
15601032417	038	01	15604464390	002	02
15601064546	168	03	15604614365	036	01
15601141210	019	03	15604752532	019	03
15601154913	044	01	15604829100	005	01
15601154928	044	01	15604831273	002	02
15601182196	004	01	15604885002	046	01
15601191178	039	01	15605838622	113	07
15601191179	039	01	15606023428	064	01
15601336167	004	01	15606245129	172	01
15601336259	018	--	15606245131	174	02
15601336260	018	--	15606245132	173	01
15601336322	038	01	15606250125	177	02
15601336994	004	02	15606250153	177	01

APPENDIX A  
(CONTINUED)

<u>Federal Stock Number</u>	<u>Figure Number</u>	<u>Item Number</u>	<u>Federal Stock Number</u>	<u>Figure Number</u>	<u>Item Number</u>
15606268541	158	03	15607364030	032	01
15606330813	177	04	15607364033	016	02
15606330855	167	01	15607364034	016	04
15606330856	092	01	15607376434	006	--
15606498266	053	02	15607376567	016	02
15606534328	028	01	15607376607	004	01
15606534339	180	02	15607385953	004	--
15606534357	028	01	15607388353	012	02
15606599903	007	02	15607388354	016	06
15606676801	039	01	15607388355	016	06
15606715872	177	03	15607394567	092	04
15606720064	028	03	15607547416	004	01
15606724800	019	02	15607572903	019	04
15606732090	002	02	15607572904	019	04
15606744185	004	01	15607574847	013	04
15606753215	050	02	15607574848	013	02
15606753254	047	02	15607574849	013	02
15606785414	105	03	15607577118	043	01
15606907288	016	05	15607577130	043	01
15606907289	016	05	15607580290	046	02
15606907290	016	05	15607581949	162	02
15606907598	172	03	15607583668	174	02
15606907600	104	04	15607596616	032	01
15606916008	007	02	15607597524	034	01
15607014126	179	01	15607656253	053	01
15607014134	016	02	15607657825	014	01
15607014135	016	02	15607657854	032	01
15607014138	016	06	15607712502	142	02
15607014142	084	02	15607712512	178	02
15607015657	002	01	15607715401	142	01
15607015662	016	01	15607727714	081	04
15607019886	044	01	15607753821	006	--
15607186478	182	06	15607753823	006	--
15607317992	165	01	15607753824	006	--
15607318011	048	05	15607757739	174	01
15607318021	048	04	15607874251	019	02
15607318039	180	02	15607880162	034	02
15607318005	177	04	15607890913	180	04
15607338295	179	03	15607894969	161	01
15607338315	182	01	15607895000	159	02
15607338320	113	05	15607921494	070	01
15607356557	006	01	15607922324	086	02
15607357542	036	04	15607932040	016	06
15607363999	175	01	15607942577	162	01
15607364013	016	07	15607950896	017	--
15607364029	032	01	15607950970	017	--

APPENDIX A  
(CONTINUED)

<u>Federal Stock Number</u>	<u>Figure Number</u>	<u>Item Number</u>	<u>Federal Stock Number</u>	<u>Figure Number</u>	<u>Item Number</u>
15608042526	181	01	15608790850	004	--
15608055110	017	02	15608810273	034	03
15608139357	019	03	15608810300	034	03
15608156681	006	05	15608826480	031	01
15608265631	038	01	15608865997	165	04
15608288140	038	01	15608866002	068	02
15608288142	038	01	15608887348	175	05
15608309741	095	01	15608933441	016	02
15608311100	043	01	15608946538	030	01
15608346623	052	01	15608954435	065	08
15608346624	052	01	15608980002	052	10
15608346636	052	01	15608980008	065	07
15608346637	052	01	15609031018	092	11
15608431224	032	01	15609072256	038	01
15608447910	038	01	15609077652	032	01
15608447964	043	01	15609080918	045	01
15608563986	068	02	15609080919	045	03
15608622783	181	01	15609097048	038	01
15608669544	031	01	15609118603	047	01
15608669545	034	03	15609121176	183	01
15608671213	180	04	15609155869	135	01
15608687003	014	01	15609155928	032	01
15608687004	014	01	15609168324	092	03
15608696311	019	03	15609180720	019	03
15608713333	092	08	15609181894	064	01
15608718567	053	01	15609197294	143	01
15608718687	028	01	15609197993	047	01
15608721183	119	01	15609215974	182	03
15608721188	119	01	15609215975	182	03
15608721195	119	01	15609218559	188	02
15608721209	119	01	15609222712	004	01
15608727847	002	01	15609222713	031	01
15608727860	028	02	15609228248	031	01
15608727863	028	01	15609228249	031	01
15608727883	008	01	15609245745	068	01
15608732262	013	04	15609245747	068	01
15608732263	013	04	15609245748	068	01
15608732269	048	01	15609245757	068	01
15608732278	069	02	15609247754	159	01
15608740866	071	01	15609257702	182	06
15608757990	047	01	15609279513	004	02
15608757991	182	01	15609279514	029	--
15608758000	011	01	15609279515	029	--
15608758001	011	01	15609283856	004	02
15608764319	031	01	15609298420	004	--

APPENDIX A  
(CONTINUED)

<u>Federal Stock Number</u>	<u>Figure Number</u>	<u>Item Number</u>	<u>Federal Stock Number</u>	<u>Figure Number</u>	<u>Item Number</u>
15609318331	179	03	15609667517	182	06
15609361057	047	01	15609667522	181	01
15609361058	047	01	15609667523	033	01
15609362374	034	03	15609667539	052	01
15609385972	038	01	15609669360	030	01
15609397624	038	01	15609669366	029	02
15609398444	018	--	15609669368	029	02
15609398447	018	--	15609671751	048	04
15609442530	045	01	15609671752	048	05
15609443167	034	03	15609671784	038	02
15609476224	039	01	15609671785	038	02
15609480445	039	01	15609671797	028	03
15609498231	180	03	15609671809	043	03
15609527145	180	01	15609673371	035	03
15609527147	069	01	15609673380	029	02
15609527149	068	02	15609673381	029	02
15609527150	068	02	15609677669	139	04
15609527152	068	02	15609677678	070	01
15609527153	068	02	15609677679	070	01
15609529754	068	02	15609684660	043	01
15609529755	068	02	15609699220	156	05
15609530218	032	01	15609733346	032	01
15609569920	046	01	15609800239	017	02
15609569925	073	01	15609809474	150	01
15609631039	159	03	15609809548	032	01
15609631062	043	03	15609809558	031	01
15609631063	043	03	15609869931	003	02
15609631064	043	03	15609869964	019	01
15609631065	043	03	15609873307	032	01
15609631066	043	03	15609873317	048	04
15609631069	043	03	15609875162	039	01
15609631070	043	03	15609875171	031	01
15609631078	045	02	15609875174	039	03
15609631079	045	02	15609875175	039	03
15609631090	159	03	15609875176	031	01
15609631091	159	03	15609875178	039	03
15609664369	019	04	15609875192	004	03
15609666102	179	03	15609875211	040	01
15609666103	181	01	15609875212	032	01
15609666104	180	04	15609875213	032	01
15609666106	180	02	15609875233	132	01
15609666107	180	02	15609880163	034	02
15609666108	182	04	15609889299	158	02
15609666124	040	01	15609910318	124	02
15609666126	032	01	15609926501	064	03

APPENDIX A  
(CONTINUED)

<u>Federal Stock Number</u>	<u>Figure Number</u>	<u>Item Number</u>	<u>Federal Stock Number</u>	<u>Figure Number</u>	<u>Item Number</u>
15609926501	051	01	16151410076	086	02
15609926502	064	01	16151575087	110	17
15609926504	045	03	16151575729	104	01
15609926512	046A	01	16151695085	095	02
15609926514	046A	01	16151724508	110	03
15609926515	046A	01	16151761797	111	01
15609926516	046A	01	16151771959	092	02
15609945897	164	--	16151789680	097	01
15609962134	179	01	16151830834	075	02
15609963905	182	01	16151837733	103	03
15609963906	182	01	16152255111	098	--
15609967486	034	01	16152347299	110	02
15609976561	034	03	16154067717	101	01
15609987645	019	03	16154195944	090	06
15609990307	019	02	16154466387	104	04
15609990308	019	02	16154466388	104	04
15609992272	043	03	16154727308	111	03
15609997953	182	01	16154727309	111	01
15609997954	182	01	16154776304	081	03
16150179616	111	01	16155031896	110	07
16150190217	105	03	16155709771	093	09
16150513646	110	12	16155713675	080	03
16150533954	175	03	16155842082	110	15
16150559023	176	04	16156055100	085	04
16150564869	078	01	16156245116	093	01
16150571827	099	05	16156245151	101	03
16150601062	090	12	16156246719	110	04
16150686635	085	--	16156246956	112	01
16150693327	086	01	16156247019	104	04
16150725799	097	01	16156250038	093	02
16150738203	075	--	16156330820	106	01
16150742014	110	02	16156330839	083	01
16150761486	086	01	16156498227	104	03
16150782764	096	01	16156534336	097	01
16150784274	075	--	16156744201	075	02
16150784584	098	--	16156744208	081	02
16150784585	098	--	16156744209	081	02
16150830468	110	09	16156744233	112	03
16150853887	099	06	16156896307	093	09
16151336226	087	01	16156907280	109	02
16151336872	111	01	16156912141	112	08
16151337238	111	--	16157015655	110	09
16151343087	078	01	16157243591	086	01

## APPENDIX A

(CONTINUED)

<u>Federal Stock Number</u>	<u>Figure Number</u>	<u>Item Number</u>	<u>Federal Stock Number</u>	<u>Figure Number</u>	<u>Item Number</u>
16157728078	090	10	16158671139	094	03
16157726560	107	01	16158721272	113	09
16157724002	110	12	16158732260	099	03
161577204574	109	01	16158740864	076	04
161577203313	107	05	16158757988	075	01
161577203314	107	05	16158861778	098	01
161577202532	085	01	16158865998	110	05
1615772048673	096	04	16158966267	110	09
1615772052416	106	01	16159066427	091	02
1615772658597	098	01	16159070842	111	03
161577253807	090	12	16159070842	111	03
161577253846	110	11	16159119292	090	12
161577272491	075	--	16159181893	107	04
161577272511	093	09	16159182676	105	05
161577274278	090	14	16159182677	105	06
161577216073	084	01	16159196054	103	02
1615772950661	081	08	16159216163	091	02
1615772965004	076	05	16159216821	098	01
16158062439	112	04	16159230067	098	--
16158156682	112	--	16159305211	102	01
16158156682	112	02	16159306110	095	08
16158246848	076	04	16159308352	098	01
16158296842	082	01	16159308508	095	01
16158296845	077	01	16159336823	098	01
16158296855	093	08	16159336824	111	01
16158296857	095	06	16159336825	111	01
16158309726	102	08	16159389784	103	03
16158309727	083	01	16159418734	176	03
16158309729	097	03	16159581320	076	04
16158309740	096	01	16159757131	109	03
16158309743	095	08	16159763113	105	06
16158309745	090	05	16159873306	165	04
161583309750	102	01	16159875152	078	01
16158309752	102	04	16159980448	080	02
16158309756	090	13	16200769036	052	09
16158309764	076	04	16204699210	052	07
16158310330	086	01	16205746078	052	09
16158328951	106	01	16207942624	052	02
16158327462	098	01	16207950678	052	02
161583296111	110	06	16209671803	052	07
161583295996	102	01	16209671804	052	08
161583295998	100	01	16209671806	052	08
161583266010	095	08	16300707858	052	06
161583266011	103	03	16500142038	124	04
16158636032	075	--	16501094854	113	01

APPENDIX A  
(CONTINUED)

<u>Federal Stock Number</u>	<u>Figure Number</u>	<u>Item Number</u>	<u>Federal Stock Number</u>	<u>Figure Number</u>	<u>Item Number</u>
16501336942	113	02	16802477230	022	01
16501576843	090	07	16802512523	022	05
16501761261	117	01	16804110041	017	01
16501835949	113	02	16804535677	022	01
16502886908	116	01	16804535678	022	01
16507930614	123	--	16805166543	020	01
16508666029	114	02	16805552938	020	05
16508668141	123	--	16805924878	025	04
16509086151	114	01	16806329608	020	03
16509124122	124	04	16806707978	015	02
16509230629	123	--	16806708026	015	03
16509444436	114	03	16807093035	001	01
16509559619	114	02	16807101844	020	02
16509569938	114	04	15807318000	168	03
16509869965	123	--	16807318109	170	01
16600704606	183	02	16807338302	015	03
16600736823	186	--	15807530544	165	03
16607406509	019	03	16807666366	021	01
16607406510	019	03	16807674219	172	02
16800131279	020	04	16807725599	175	02
16800140697	024	01	16807754182	020	02
16800142039	024	03	16807780637	169	01
16800218997	021	01	16807780638	169	01
16800222344	166	01	16807780639	169	01
16800442239	023	01	16807780640	169	01
16800455273	067	01	16807780641	169	01
16800526312	180	05	16807814031	015	02
16800574301	181	01	16808242083	024	02
16800678251	015	01	16808384774	090	11
16800699520	187	01	16808718736	077	01
16800759377	168	01	16808721241	021	02
16801165513	168	01	16808723282	021	03
16801336205	166	01	16808732259	170	01
16801337042	171	01	16808768760	165	03
16801685768	022	02	16808772954	180	01
16801690533	160	02	16808790789	015	01
16801761107	022	03	16808831673	022	06
16801813592	022	04	16808946543	132	01
16801813593	022	04	16809079695	026	01
16801835994	190	--	16809079696	026	01
16801988613	050	04	16809079697	026	01
16802464554	180	01	16809098716	175	02

APPENDIX A  
(CONTINUED)

<u>Federal Stock Number</u>	<u>Figure Number</u>	<u>Item Number</u>	<u>Federal Stock Number</u>	<u>Figure Number</u>	<u>Item Number</u>
16809142653	169	--	17309671737	050	02
16809155024	132	01	23401763752	060	01
16809186997	176	01	23401763756	060	01
16809192369	172	02	23401763780	060	01
16809232026	174	03	23401763782	060	01
16809277351	026	01	23401763791	060	01
16809339085	021	01	26158682708	157	03
16809397031	068	02	28400543608	062	01
16809418708	025	03	28401023968	065	22
16809466624	015	--	28401344803	065	22
16809466677	015	--	28401568958	056	01
16809645065	176	02	28401768753	062	01
16809645066	176	02	28407666401	065	22
16809645068	174	01	28409228282	062	01
16809645070	176	04	28409247985	059	01
16809645074	180	01	28409255813	062	01
16809671050	172	04	28409432375	063	01
16809671062	025	01	28409432381	062	01
16809671066	024	01	28409600174	061	02
16809671069	025	04	28409798418	060	--
16809671070	025	04	29108039525	081	06
16809671073	025	02	29150111518	156	06
16809671082	050	01	29150128684	161	03
16809671083	020	01	29150180012	161	03
16809677639	189	01	29150180092	160	03
16809750093	022	07	29152237004	058	01
16809750096	022	07	29152261784	160	03
16809750097	022	07	29159397805	180	04
16809750000	022	07	29159447295	061	01
16809750001	022	07	29159631094	156	04
16809750042	022	05	29159671738	065	03
16809771023	022	05	29159671739	065	03
16309771024	022	05	29159671740	065	03
16809771064	022	04	29159686362	160	04
16309771071	022	07	29159686363	160	04
16809771073	022	07	29159913255	156	03
16309771077	022	07	29159921149	054	01
16809771019	022	07	29159942016	058	02
16809869930	175	04	29159942016	054	01
16809910310	175	04	29254008297	069	03
16809935195	065	09	29255555349	146	02
17304277937	050	03	29255859861	153	01
17308419919	050	02	29258781136	153	01

# APPENDIX A

(CONTINUED)

<u>Federal Stock Number</u>	<u>Figure Number</u>	<u>Item Number</u>	<u>Federal Stock Number</u>	<u>Figure Number</u>	<u>Item Number</u>
29259502516	057	01	30409951333	165	05
29259579947	057	02	31100680079	074	01
29259699158	161	02	31100796387	112	07
29350660300	073	02	31101091103	074	01
29350660301	073	03	31101350563	110	14
29354105884	073	04	31101586295	124	03
29450190280	157	02	31101586298	165	02
29450273016	041	07	31101735072	068	03
29450273022	041	03	31101735075	070	02
29450273025	041	03	31101909288	074	01
29450947982	081	04	31101980176	074	01
29451094678	066	--	31101981010	070	02
29451681464	066	01	31102272159	091	01
29454422539	066	01	31102710011	124	03
29454422544	066	01	31104467575	099	01
29454561910	066	04	31104749232	099	01
29458526721	066	07	31106250019	111	02
29458718708	041	03	31106907299	124	03
29458718710	041	03	31107021453	095	11
29459162620	041	03	31107168570	093	11
29459162621	041	03	31107317977	102	06
29459162622	041	03	31107840227	111	02
29459171802	066	03	31108309757	090	14
29459171804	066	03	31108329179	103	01
29459171847	066	06	31108402716	100	01
29459177072	066	02	31108408610	095	11
29459177077	066	04	31108408611	095	11
29907679212	065	17	31108726968	111	02
29950617302	065	10	31109118384	106	02
29951104364	066	05	31109264537	096	03
29958768751	065	10	31109264538	093	11
29958931216	065	12	31109264549	091	01
29959273549	065	20	31109305356	096	03
2995102608	081	03	31109733512	110	16
29959903163	065	10	31201681473	112	07
30109576866	105	04	31205405077	092	07
30202771123	179	04	31206250125	177	02
30208812064	179	04	31206617115	092	10
30401796806	035	01	31206705310	013	03
30401813184	070	03	31206705322	013	03
30404973445	093	03	31206758827	021	02
30406246739	173	02	31207572924	013	03
30406246741	173	02	31207593797	102	07

APPENDIX A  
(CONTINUED)

<u>Federal Stock Number</u>	<u>Figure Number</u>	<u>Item Number</u>	<u>Federal Stock Number</u>	<u>Figure Number</u>	<u>Item Number</u>
31207716032	094	01	47307732622	065	15
31207716033	094	01	47307732623	065	15
31208390971	093	07	47307862992	055	01
31208395431	095	11	47308266465	099	07
31208402729	113	06	47308340068	115	01
31208477531	094	04	47308721178	115	01
31208784389	065	13	47308721179	115	01
31209156059	070	02	47308972530	072	01
31209671798	029	01	47309037981	155	01
31209671799	029	01	47309232763	122	01
31209800344	110	01	47309242056	115	01
31306896317	096	02	47309884533	089	01
31307073534	096	02	47309918552	065	15
40100178267	178	02	48104885326	156	04
40100219095	178	02	48109920940	117	04
40102621551	107	03	48200914720	076	03
40108934866	179	05	48201764617	160	05
40108934867	179	05	48201764623	160	05
42105558837	001	02	48207226350	160	03
43201340980	117	01	53057289975	031	02
43304422484	116	03	53060526322	090	02
43305422060	116	03	53060659659	036	02
47201348933	154	01	53060678027	105	02
47201828861	156	04	53061414765	094	02
47201828962	065	14	53061457037	065	04
47201828966	065	14	53061509954	110	20
47201828969	065	14	53061509955	110	20
47201829085	064	02	53061509956	110	20
47202759470	065	14	53061509957	110	20
47204105860	064	02	53061510323	065	06
47204576715	064	02	53061510430	188	01
47207385877	064	02	53061511793	080	04
47209667494	121	01	53061513092	090	03
47209889951	154	01	53061562535	037	01
47300334550	115	01	53061744118	092	06
47300343722	065	16	53061802744	065	04
47302313026	065	19	53061821527	079	01
47302774780	090	01	53061821854	065	06
47302789096	139	01	53061822021	090	04
47306846917	065	16	53061822033	090	09
47307090355	115	01	53062066266	093	10
47307200288	065	19	53062066379	090	03
47307703483	117	02	53062089089	090	03
47307703484	117	02	53062819995	079	01
47307732618	156	02	53062822675	182	02

APPENDIX A  
(CONTINUED)

<u>Federal Stock Number</u>	<u>Figure Number</u>	<u>Item Number</u>	<u>Federal Stock Number</u>	<u>Figure Number</u>	<u>Item Number</u>
53062928575	095	10	53102265533	110	18
53065826911	065	04	53105828173	113	08
53065829020	065	04	53105957078	085	02
53066379166	090	09	53105968422	113	08
53066385766	090	04	53106017515	065	01
53066805284	110	13	53106246714	110	08
53067388384	092	06	53106882069	105	01
53067577157	105	02	53107318112	085	05
53067675050	102	03	53107738649	052	04
53067716031	102	02	53108021268	003	03
53068053573	003	06	53108071474	113	08
53068163233	003	06	53108071475	124	01
53068249863	094	02	53108108956	003	03
53068296856	097	02	53108164927	095	07
53068472226	037	01	53108201560	003	03
53068515171	003	06	53108600642	065	05
53068518928	093	04	53108773038	080	01
53068806399	090	02	53108889552	052	04
53068808678	102	03	53108991725	003	03
53068834462	052	05	53109025423	085	05
53068861454	080	04	53109258641	095	07
53068941067	105	02	53109618390	113	08
53069008700	102	02	53109618391	093	05
53069035806	094	02	53109618393	104	02
53069056790	090	02	53109618394	093	12
53069200695	110	21	53109759397	113	01
53069265572	093	10	53109817031	081	05
53069643124	093	04	53109824971	065	01
53069643125	094	02	53150790338	012	02
53069669359	182	02	53158790337	012	02
53069671776	024	01	53251414002	007	01
53101119394	003	03	53251742923	018	01
53101499116	003	04	53252764931	027	01
53101499146	003	04	53252811552	006	03
53101671280	113	08	53252811916	006	03
53101671285	124	01	53252814399	006	03
53101671302	124	01	53252815066	045	02
53101671332	095	03	53252815072	006	02
53101671342	095	03	53252815073	006	03
53101768113	080	01	53252820615	006	02
53101816798	080	05	53252853278	027	01
53101984759	065	01	53252853405	042	01
53102085405	113	08	53256396283	006	02
53102229254	113	01	53256787112	178	01

APPENDIX A  
(CONTINUED)

<u>Federal Stock Number</u>	<u>Figure Number</u>	<u>Item Number</u>	<u>Federal Stock Number</u>	<u>Figure Number</u>	<u>Item Number</u>
53257709340	006	02	53306182514	101	02
53258181563	178	01	53306182516	081	09
53258388803	006	04	53306254611	085	03
53258976757	006	03	53306409613	118	03
53259398549	178	01	53306785443	158	01
53259869970	178	01	53306843419	118	01
53300250236	157	01	53307202859	116	02
53300728352	185	01	53307264152	076	01
53300728353	185	01	53307295254	088	01
53301514238	082	02	53307534409	099	04
53301686160	159	04	53307534432	084	03
53301718360	164	--	53307612218	039	02
53301965385	118	01	53307612219	039	02
53302483836	164	--	53307631473	082	02
53302519371	164	--	53307810991	095	04
53302635173	159	04	53307951315	108	01
53302638013	164	--	53308005180	089	04
53302651075	159	04	53308038120	081	07
53302651088	185	01	53308039889	081	07
53302913069	164	--	53308045695	118	01
53302913078	157	01	53308052966	119	02
53302913272	164	--	53308113281	099	02
53302913313	164	--	53308153508	108	02
53304559704	066	03	53308184591	118	01
53305154742	112	06	53308337491	119	02
53305421420	076	01	53308418711	085	03
53305421421	076	01	53308930447	095	09
53305421422	099	02	53309640058	088	01
53305421456	108	02	53309733683	185	01
53305421457	112	05	53309830122	009	01
53305798156	116	02	53309873393	185	01
53305805801	082	03	53400519769	013	01
53305822133	117	03	53400658739	179	02
53305822855	118	03	53400735435	030	01
53305840150	099	02	53400735438	043	02
53305840263	118	01	53400813638	184	01
53305840265	117	03	53400836016	102	05
53305840266	118	03	53400847780	105	04
53305841840	116	02	53400853575	092	08
53305851066	076	02	53400898576	092	08
53305851067	053	03	53400898577	092	08
53305851068	112	05	53401042591	034	01
53305857723	118	03	53402055253	012	01
53305992766	164	--	53402866600	100	01
53306180334	163	02	53404990073	016	03

APPENDIX A  
(CONTINUED)

<u>Federal Stock Number</u>	<u>Figure Number</u>	<u>Item Number</u>	<u>Federal Stock Number</u>	<u>Figure Number</u>	<u>Item Number</u>
53405333505	149	01	53409673378	010	01
53405333510	149	01	53409673379	010	01
53405333512	149	01	53409708588	043	02
53405333516	149	01	53409716350	009	01
53405333558	149	01	53409880244	034	01
53405333600	149	01	53409892983	113	04
53405488035	184	01	53409894254	034	01
53405843769	156	01	53409894578	184	01
53405920792	052	03	53409931476	184	01
53405933392	048	02	53409963945	036	03
53406218318	113	03	53409992368	113	10
53406586170	065	02	53556707585	168	02
53406632996	003	01	53557219864	129	01
53406714421	013	02	53559788943	168	02
53407164661	113	03	53607318070	048	03
53407206327	021	04	53652694457	110	19
53407394568	092	12	53655803641	110	19
53407394569	092	12	53658042025	090	08
53407767004	090	10	53659671829	182	05
53407828511	102	05	56400100393	026	01
53407951157	034	01	56400140655	026	01
53408094388	003	05	56407708287	026	01
53408302139	036	03	56407828502	026	02
53408381598	102	04	56407828503	026	02
53408419950	102	04	56407828505	026	02
53408420669	102	05	56407828507	026	02
53408657927	093	06	56407965173	026	02
53408669531	034	01	56409234075	026	02
53408675507	034	01	56809248250	019	05
53408727937	035	02	56809248252	019	05
53408727939	011	02	56809509853	019	05
53408936728	003	05	59052953760	141	01
53409128344	100	01	59052953761	141	01
53409129981	172	03	59057077733	141	01
53409314802	034	01	59058959560	141	01
53409358811	095	05	59256824015	145	01
53409430833	040	02	59258052833	136	03
53409430851	040	02	59258077687	136	03
53409509395	110	10	59259128343	136	01
53409516903	043	04	59259858319	136	03
53409571488	184	01	59300769835	065	18
53409671857	182	05	59301794546	147	01
53409673376	010	01	59302991066	089	02
53409673377	010	01	59304053675	160	04

APPENDIX A  
(CONTINUED)

<u>Federal Stock Number</u>	<u>Figure Number</u>	<u>Item Number</u>	<u>Federal Stock Number</u>	<u>Figure Number</u>	<u>Item Number</u>
59305529587	137	01	61407532251	139	05
59306126993	169	01	61455786594	138	01
59306463495	120	01	61455786596	135	01
59306551582	137	01	61455786600	133	01
59306554241	137	01	61455786602	138	01
59306871097	137	01	61455786604	138	01
59307381640	065	18	61455787514	138	01
59308928962	154	--	62102269259	128	02
59309397584	118	02	62102840715	126	01
59309509145	136	02	62102951729	128	02
59350870053	154	--	62105480196	129	03
59355390203	163	01	62106354700	126	01
59355571815	163	01	62109506869	126	01
59356815685	003	06	62200596276	151	--
59356860447	139	02	62201444687	133	02
59357298935	139	02	62201451213	149	02
59358134716	003	06	62201517536	135	03
59358350508	003	06	62201591762	149	02
59400312663	139	02	62202839334	135	02
59403295635	154	--	62202839337	135	02
59403663399	154	--	62202997166	132	01
59405017531	154	--	62204324244	135	03
59406006258	139	02	62204324246	135	03
59452570316	145	02	62205042021	152	01
59457525599	146	01	62205061301	140	01
59457682781	069	03	62205480313	151	01
59459132683	144	02	62205480370	129	02
59752506859	144	01	62205578861	152	01
59752506872	144	01	62400446914	151	02
59755536996	144	01	62401416143	149	03
59755537077	144	01	62401557784	134	01
59778748761	148	01	62401557840	135	04
61103738691	146	03	62401557924	135	04
61106608708	146	04	62401557932	133	01
61108426376	146	03	62401558714	134	01
61108504361	135	01	62402255128	149	03
61109090903	132	01	62402994742	134	01
61109305100	135	01	62405641084	149	03
61109305101	132	01	62406818366	135	04
61109976055	146	03	63406893427	139	03
61159011818	147	02	63408669527	132	01
61255577225	147	02	63408671155	132	01
61403212281	139	06	65459196650	049	01

APPENDIX A  
(CONTINUED)

<u>Federal Stock Number</u>	<u>Figure Number</u>	<u>Item Number</u>	<u>Federal Stock Number</u>	<u>Figure Number</u>	<u>Item Number</u>
66052398205	129	05	66459508599	129	06
66053485741	129	05	66801811955	128	01
66055267253	129	05	66805800724	107	02
66055518187	129	05	66807054612	128	01
66055575673	129	05	66807338432	128	01
66056635619	129	05	66807582816	160	01
66056635631	129	05	66807652855	081	01
66056747127	129	05	66807723518	129	08
66057388390	129	05	66808410302	129	08
66105264347	127	02	66808689810	128	01
66105267849	130	01	66809052664	123	01
66105573114	129	07	66855570370	128	04
66105573120	127	03	66855575316	125	01
66105573183	127	01	66855809651	089	03
66105807922	129	07	66856635237	125	01
66106638791	127	03	99994002746	032	01
66107317969	127	03	99994002747	032	01
66109197487	131	01	99994002748	032	01
66109354323	127	01	99994002749	032	01
66109528832	129	04	99994002750	040	01
66200674946	065	21	99994002751	040	01
66201337912	163	02			
66201741885	129	09			
66201791886	128	03			
66205145334	128	03			
66205538854	065	21			
66205538988	065	21			
66205568341	065	21			
66205573023	129	08			
66205851503	065	11			
66206009595	072	02			
66206262604	065	21			
66207574860	162	02			
66207582819	162	02			
66209733685	129	08			
66252354782	128	05			
66255389683	128	05			
66255445899	128	06			
66455266716	129	06			
66455266723	129	06			
66455266726	129	06			
66455526710	129	06			
66456634090	129	06			
66456634104	129	06			