U.S. DEPARTMENT OF COMMERCE
National Technical Information Service

AD-A028 324

AERODYNAMIC CHARACTERISTICS OF A SERIES OF BODIES WITH AND WITHOUT TAILS AT MACH NUMBERS FROM 0.8 TO 3.0 AND ANGLES OF ATTACK FROM 0 TO 45 DEGREES

ARMY MISSILE RESEARCH, DEVELOPMENT
AND ENGINEERING LABORATORY

16 JULY 1976

232121

ADA028324

Technical Report RD-7T-3

AERODYNAMIC CHARACTERISTICS OF A SERIES OF BODIES WITH AND WITHOUT TAILS AT MACH NUMBERS FROM 0.8 TO 3.0 AND ANGLES OF ATTACK FROM 0 TO 45 DEGREES

Jimmie N. Derrick, Donald J. Spring and Gary C. Winn
Aeroballistics Directorate
US Army Missile Research, Development and
Engineering Laboratory
US Army Missile Command
Redstone Arsenal, Alabama 35809

16 July 1976

Approved for public release; distribution unlimited

U.S. ARMY MISSILE COMMAND
Redstone Arsenal, Alabama 35809

DDC
RECEIVED
AUG 17 1976
D

REPRODUCED BY
NATIONAL TECHNICAL
INFORMATION SERVICE
U.S. DEPARTMENT OF COMMERCE
SPRINGFIELD, VA. 22161

SMI FORM 1021, 1 MAR 66 REPLACES AMSMI 1021 WHICH MAY BE USED

DISPOSITION INSTRUCTIONS

DESTROY THIS REPORT WHEN IT IS NO LONGER NEEDED. DO NOT RETURN IT TO THE ORIGINATOR.

DISCLAIMER

THE FINDINGS IN THIS REPORT ARE NOT TO BE CONSTRUED AS AN OFFICIAL DEPARTMENT OF THE ARMY POSITION UNLESS SO DESIGNATED BY OTHER AUTHORIZED DOCUMENTS.

TRADE NAMES

USE OF TRADE NAMES OR MANUFACTURERS IN THIS REPORT DOES NOT CONSTITUTE AN OFFICIAL INDORSEMENT OR APPROVAL OF THE USE OF SUCH COMMERCIAL HARDWARE OR SOFTWARE.

Unclassified

SECURITY CLASSIFICATION OF THIS PAGE (When Data Entered)

REPORT DOCUMENTATION PAGE

READ INSTRUCTIONS BEFORE COMPLETING FORM

1. REPORT NUMBER
Technical Report RD-7T-3

2. GOVT ACCESSION NO.

3. RECIPIENT'S CATALOG NUMBER

4. TITLE (and Subtitle)
Aerodynamic Characteristics of a Series of Bodies With and Without Tails at Mach Numbers from 0.8 to 3.0 and Angles of Attack from 0 to 45 Degrees

5. TYPE OF REPORT & PERIOD COVERED
Technical Report

6. PERFORMING ORG. REPORT NUMBER
DMS-AR-1027

7. AUTHOR(s)
J. N. Derrick
D. J. Spring
G. C. Winn

8. CONTRACT OR GRANT NUMBER(s)
DAAH01-76-C-0301

9. PERFORMING ORGANIZATION NAME AND ADDRESS
US Army Missile Command
Attn: AMSMI-RDK
Redstone Arsenal, Alabama 35809

10. PROGRAM ELEMENT, PROJECT, TASK AREA & WORK UNIT NUMBERS
DA Project No. 1W362303A214
AMC MS Code 632303.11.21400

11. CONTROLLING OFFICE NAME AND ADDRESS
Commander
US Army Missile Command
Attn: AMSMI-RPR
Redstone Arsenal, Alabama 35809

12. REPORT DATE
16 July 1976

13. NUMBER OF PAGES
892

14. MONITORING AGENCY NAME & ADDRESS(if different from Controlling Office)

15. SECURITY CLASS. (of this report)
Unclassified

15a. DECLASSIFICATION/DOWNGRADING SCHEDULE

16. DISTRIBUTION STATEMENT (of this Report)

Approved for public release; distribution unlimited

17. DISTRIBUTION STATEMENT (of the abstract entered in Block 20, if different from Report)

18. SUPPLEMENTARY NOTES

This report was prepared from data plotted by the Data Management Services, Chrysler Corporation Space Division.

19. KEY WORDS (Continue on reverse side if necessary and identify by block number)

Transonic
Supersonic
Slender Body
High Angle of Attack
Maneuverability
Missiles
Wind Tunnel Tests

20. ABSTRACT (Continue on reverse side if necessary and identify by block number)

Wind tunnel tests were conducted at the Arnold Engineering Development Center (AEDC) 16 ft. Transonic tunnel and the Supersonic tunnel "A" and at the McDonnell-Douglas Aerophysics Laboratory Trisonic tunnel to establish a bank of systematic data for body and body-tail configurations at high angles of attack. The configurations were tested at Mach numbers between 0.8 and 3.0, angles of attack from -2 to 45 degrees, and roll angles from 0 to 90 degrees. The aerodynamic characteristics were obtained for the total config-

DD FORM 1 JAN 73 1473 EDITION OF 1 NOV 65 IS OBSOLETE

Unclassified

SECURITY CLASSIFICATION OF THIS PAGE (When Data Entered)

20. ABSTRACT (concluded)

uration as well as each of the four undeflected tail fins.

TABLE OF CONTENTS

	PAGE
INDEX OF TABLES	2
INDEX OF MODEL FIGURES	2
INDEX OF DATA FIGURES	3
INTRODUCTION	5
APPARATUS	6
MODELS	8
INSTRUMENTATION AND TEST PROCEDURES	9
DATA REDUCTION	9
PRECISION OF MEASUREMENTS	10
REFERENCES	12
NOMENCLATURE	13
TABLES	18
MODEL FIGURES	40
PLOTTED DATA	44

ACCESSION for
NTIS White Section ☑
DDC Buff Section ☐
UNANNOUNCED ☐
JUSTIFICATION .....
BY .....
DISTRIBUTION/AVAILABILITY CODES
DIST. AVAIL. and/or SPECIAL
A

DDC
RECEIVED
AUG 17 1976
D

INDEX OF TABLES

TABLE	DESCRIPTION	PAGE
1	MODEL AND FIN SUMMARY DATA	18
2	TRANSONIC MACH NUMBER UNCERTAINTY DATA	19
3	SUPERSONIC MACH NUMBER UNCERTAINTY DATA	20
4	DATA SET/RUN NUMBER COLLATION SUMMARY	22

INDEX OF MODEL FIGURES

FIGURE	DESCRIPTION	PAGE
1	MODEL AND FIN SIGN CONVENTION	40
2	TUNNEL A MODEL INSTALLATION PHOTOGRAPHS	
	A. CONFIGURATION B1, $\alpha = 0°$	41
	B. CONFIGURATION B1T15, $\alpha \approx 0°$	42
	C. CONFIGURATION B1T15, $\alpha \approx 42°$	43

INDEX OF DATA FIGURES

TITLE	CONDITIONS VARYING	PLOT SCHEDULE	PAGE
EFFECT OF CONFIGURATION ON AERODYNAMIC FORCES	CONFIG, MACH	(A)	1-14
EFFECT OF MACH NUMBER ON BODY ALONE AERODYNAMIC CHARACTERISTICS	MACH	(B)	15-26
EFFECT OF ROLL ANGLE ON AERODYNAMIC FORCES, B1T11	ALPHA, MACH	(C)	27-104
EFFECT OF ANGLE OF ATTACK ON AERODYNAMIC FORCES, B1T11	PHI, MACH	(D)	105-118
FIN AERODYNAMIC CHARACTERISTICS AS A FUNCTION OF ROLL ANGLE, B1T11 (FIN 1)	ALPHA, MACH	(E)	119-183
FIN AERODYNAMIC CHARACTERISTICS AS A FUNCTION OF ANGLE OF ATTACK, B1T11 (FIN 1)	PHI, MACH	(F)	184-197
FIN AERODYNAMIC CHARACTERISTICS AS A FUNCTION OF ROLL ANGLE, B1T11 (FIN 3)	ALPHA, MACH	(E)	198-262
FIN AERODYNAMIC CHARACTERISTICS AS A FUNCTION OF ANGLE OF ATTACK, B1T11 (FIN 3)	PHI, MACH	(F)	263-276
FIN NORMAL FORCE AS A FUNCTION OF ROLL ANGLE, B1T11	MACH, FINPOS	(G)	277-282
EFFECT OF ROLL ANGLE ON AERODYNAMIC FORCES, B1T15	ALPHA, MACH	(C)	283-366
EFFECT OF ANGLE OF ATTACK ON AERODYNAMIC FORCES, B1T15	ALPHA, MACH	(D)	367-380
FIN AERODYNAMIC CHARACTERISTICS AS A FUNCTION OF ANGLE, B1T15 (FIN 1)	ALPHA, MACH	(E)	381-450
FIN AERODYNAMIC CHARACTERISTICS AS A FUNCTION OF ANGLE OF ATTACK, B1T15 (FIN 1)	PHI, MACH	(F)	451-464

INDEX OF DATA FIGURES (Concluded)

TITLE	CONDITIONS VARYING	PLOT SCHEDULE	PAGE
FIN AERODYNAMIC CHARACTERISTICS AS A FUNCTION OF ROLL ANGLE, B1T15 (FIN 3)	ALPHA, MACH	(E)	465-534
FIN AERODYNAMIC CHARACTERISTICS AS A FUNCTION OF ANGLE OF ATTACK, B1T15 (FIN 3)	PHI, MACH	(F)	535-548
FIN NORMAL FORCE AS A FUNCTION OF ROLL ANGLE, B1T15	MACH, FINPOS	(G)	549-554
EFFECT OF ROLL ANGLE ON AERODYNAMIC FORCES, B1T14	ALPHA, MACH	(C)	555-644
EFFECT OF ANGLE OF ATTACK ON AERODYNAMIC FORCES, B1T14	PHI, MACH	(D)	645-658
FIN AERODYNAMIC CHARACTERISTICS AS A FUNCTION OF ROLL ANGLE, B1T14 (FIN 1)	ALPHA, MACH	(E)	659-733
FIN AERODYNAMIC CHARACTERISTICS AS A FUNCTION OF ANGLE OF ATTACK, B1T14 (FIN 1)	PHI, MACH	(F)	734-747
FIN AERODYNAMIC CHARACTERISTICS AS A FUNCTION OF ROLL ANGLE, B1T14 (FIN 3)	ALPHA, MACH	(E)	748-822
FIN AERODYNAMIC CHARACTERISTICS AS A FUNCTION OF ANGLE OF ATTACK, B1T14 (FIN 3)	PHI, MACH	(F)	823-836
FIN NORMAL FORCE AS A FUNCTION OF ROLL ANGLE, B1T14	MACH, FINPOS	(G)	837-842

PLOT SCHEDULE:

(A) $C_{N_{NR}}$ and $C_{m_{NR}}$ vs. α

(B) $C_{N_{NR}}$, $C_{m_{NR}}$, $C_{Y_{NR}}$, $C_{n_{NR}}$, C_{ℓ}, and C_A vs. α

(C) $C_{N_{NR}}$, C_A, $C_{Y_{NR}}$, $C_{n_{NR}}$, $C_{m_{NR}}$, and C_{ℓ} vs. ϕ

(D) $C_{N_{NR}}$ vs. α

(E) C_{N_T}, C_{HM_T}, C_{BM_T}, X_{cp}/cr_T, and Y_{cp}/b_T vs. ϕ

(F) C_{N_T} vs. α

(G) C_{N_T} vs. ϕ

INTRODUCTION

The military services have increasingly placed demands upon designers to produce airframe configurations with lateral maneuver capabilities several times greater than current systems. This high maneuverability is generally achieved by flying the airframe in the angle of attack range between 30 and 50 degrees in order to generate enough body lift for the tail control systems. It has become evident from research in the past decade, that the vortex shedding in this flight regime can be an extremely complex flow phenomena and that modeling of the flow and the development of any useful computational technique will be a long time in development. Accordingly, a cooperative effort was initiated by the Army, Navy, and Air Force to develop empirical methodology based upon an extensive set of systematically generated experimental data. These tests began in 1970 and were concluded in 1975.

This report covers three tests conducted in 1974 and 1975 and had the objective of obtaining aerodynamic data for the cases of missiles rolled to arbitrary angles. The procedure used was to pitch the model to a fixed angle of attack and then to roll the model through the range from 0 to 90 degrees taking continuous data. Data were in the form of aerodynamic coefficients for the total body-cruciform tail configuration and each of the four tail fins. These data were analyzed by the Martin-Marietta Corporation, Orlando Division, and from these data plus that obtained previously, they have developed methodology (see Reference 1) for the near time frame.

APPARATUS

To obtain the data for the required angle of attacks, wind tunnel tests were conducted in three different wind tunnels. The descriptions of the three wind tunnels is given in the following text.

McDonnell Douglas Aerophysics Laboratory Four-Foot Trisonic Wind Tunnel

The McDonnell Douglas Aerophysics Laboratory Four-Foot Trisonic Wind Tunnel is an intermittent blowdown-to-atmosphere facility which operates in a Mach number range from 0.2 to 5.0 was used for transonic Mach numbers and angles of attack up to approximately 30 degrees. Compressed air is supplied to the stilling chamber from five storage reservoirs through a control valve which is adjusted to produce selected freestream total pressures during a blowdown. The stilling chamber contains acoustic material and screens to provide low-noise and uniform flow to the supersonic nozzle. A variable-throat diffuser located downstream of the test section improves the pressure recovery of the tunnel circuit and hence increases available test time. The tunnel flow is discharged to atmosphere through the downstream diffuser and a vertical muffler. Four conical ejector nozzles are located in the downstream diffuser. They are used to reduce dynamic loads on the model and to assist in tunnel starts under extreme operating conditions.

For transonic or subsonic operations, a porous-walled test section enclosed in a plenum chamber is inserted in the tunnel circuit downstream of the flexible plate nozzle and ahead of the variable diffuser. High

transonic Mach numbers or low dynamic pressure conditions often require air removal rates greater than can be achieved by the method described above. This requirement is met using the Plenum Auxiliary Suction System (PASS) which conducts air from the plenum to the Two-Foot Hypersonic Wind Tunnel through a duct connecting the facilities. Suction is provided by the ejector system of the hypersonic facility.

The main model support structure is a full-height vertical strut located in the variable diffuser section. The strut may be translated vertically. A pod mounted on the strut supports a sting or sting-adapter combination and has a pitch range of -15 to 25 degrees from horizontal. The combined motion of the strut and the pod is programmed to produce the desired model motion during a blowdown. A remotely operated roll motor may be installed for tests involving model roll or yaw.

AEDC Transonic (16T) Propulsion Wind Tunnel

The Propulsion Wind Tunnel, Transonic (16T), at the Arnold Engineering Development Center (AEDC), operated by ARO, Inc., Arnold Air Force Station, Tennessee, was used for angles of attack between 29 and 45 degrees. Tunnel 16T is a closed-circuit, continuous flow tunnel which can be operated at Mach numbers from 0.20 to 1.60. The test section is 16- by 16-ft in cross section and 40-ft long. The tunnel can be operated within a stagnation pressure range from 120 to 4000 psfa depending on the Mach number. Stagnation temperature can be varied from a minimum of about 80°F to a maximum of 160°F. Perforated walls in the test section allow continuous operation through the Mach number range with a minimum of wall interference.

AEDC von Karman Gas Dynamics Facility (VKF) Supersonic Wind Tunnel (A)

The von Karman Gas Dynamics Facility (VKF) Supersonic Wind Tunnel (A), at the Arnold Engineering Development Center (AEDC), operated by ARO, Inc., Arnold Air Force Station, Tennessee was used for all supersonic testing. Tunnel A is a continuous, closed-circuit, variable density wind tunnel with an automatically driven flexible-plate-type nozzle and a 40- by 40-in. test section. The tunnel can be operated at Mach numbers from 1.5 to 6 at maximum stagnation pressures from 29 to 200 psia, respectively, and stagnation temperatures up to 750°R ($M_\infty = 6$). Minimum operating pressures range from about 1/10 to 1/20 of the maximum at each Mach number. The test model can be injected into the tunnel flow for a test run and then retracted into the installation tank for model changes without interrupting the tunnel flow.

MODELS

The models were combinations of a tangent ogive nose of 3 calibers attached to cylindrical afterbodies of 7, 8.25, 9.5, and 11.5 calibers. Nine sets of fins with varying planforms were installed at the model base at the 0, 90, 180, and 270 degree positions. Fin balances were positioned on the models so that each fin's trailing edge terminated at the model base plane. The geometric data for the nose, afterbodies, and fin configurations are listed in table 1.

INSTRUMENTATION AND TEST PROCEDURES

The aerodynamic forces and moments on the model were measured with a six-component, internal strain-gage balance. The balance measured pitching moment, side force, normal force, yawing moment, rolling moment, and axial force. Two static pressure measurements were made in the balance cavity. These pressures were used to calculate the balance cavity axial force. Model angle of attack and roll angle were measured using the sting/balance deflection technique.

Each of the four fins were instrumented with three component balances. These balances measured fin normal force, fin root-bending moment, and fin hinge-moment. The sign convention and moment reference point locations are depicted in figure 1 and table 1, respectively.

For the configurations tested, data were recorded at constant test conditions for a roll polar from 0 to 90 degrees at constant angles of attack from 0 to 45 degrees. Data were also recorded on the configurations for angles of attack from 0 to 45 degrees at zero roll.

DATA REDUCTION

Model aerodynamic forces and moments were measured by a six-component internal strain-gage balance and converted to nonrolling axis system coefficients. Axial force coefficients are uncorrected for balance cavity pressures. Data corrections applicable to tunnel flow angularity were not made to the data. Dimensional data applicable to the data reduction of main balance coefficients are listed below:

SREF = 11.045 in^2 = model body cross-sectional area

LREF = BREF = 3.75 in. = model body diameter

XMRP = 24.0 in. aft of nose

YMRP = ZMRP = 0

Fin normal force, hinge-moment, and root-bending moment coefficients on the four fins were recorded in the fin body axis (rolled) and were nondimensionalized by the fin root chords, spans, and planform areas as listed in table 1. Fin moment data were reference to the fin leading edge (see table 1).

PRECISION OF MEASUREMENTS

Uncertainties (bands which include 95 percent of the calibration data) of the basic tunnel parameters, PT, TT, and M, were estimated from the calibrations of the instrumentation and from the repeatability and uniformity of the test section flow during tunnel calibrations. These estimates were used to determine uncertainties of other free-stream properties using the Taylor series method of error propagation.

The balance uncertainties (bands which include 95 percent of the calibration data) were combined with estimates of the tunnel uncertainties, assuming a Taylor series method of error propagation, to estimate the uncertainties of the aerodynamic coefficients. The main balance uncertainties were determined at α = 35 degrees and ϕ = 0 degree for the rolled axis and at α = 35 degrees and ϕ = 45 degrees for the nonrolled axis. Fin numbers 1 and 3 balance uncertainties were determined at α = 35 and

ϕ = 90 degrees and fin numbers 2 and 4 balance uncertainties were determined at α = 35 and ϕ = 0 degrees.

It should be noted that these uncertainties are estimates and that these estimates are conservative for the main balance because a majority of the configuration center of pressure data were located outside of the balance gage locations. The values for the uncertainty of the data are listed in table 2 for the transonic test and table 3 for the supersonic test. The test phases 1 and 2 listed in table 3 are the sting arrangements to get α = 0 to 28 degrees and α = 28 to 45 degrees, respectively.

REFERENCES

1. Aiello, G. F., Aerodynamic Methodology - Bodies With Tails at Arbitrary Roll Angles (Transonic and Supersonic), Martin Marietta Corporation Report OR14,145, April 1976.
2. Keeney, F. J., Documentation of Wind Tunnel Test Data From a Tangent Ogive Nose and Finned Cylindrical Afterbodies at Transonic Mach Numbers, Propulsion Wind Tunnel Facility, ARC, Inc., Report AEDC-DR-75-23, January 1975.
3. Lindsay, E. E. and Jordan, J. L., Experimental Static Stability Studies of Several Tactical Missile Configurations at Mach Numbers From 1.76 to 3.01, von Karman Gas Dynamics Facility, ARO, Inc., April 1975.

NOMENCLATURE

SYMBOL	MNEMONIC	DEFINITION
α	ALPHA	model angle of attack, angle between the horizontal plane (wind), X-axis and the body X-axis, independent of model roll, positive nose up, degrees
ϕ	PHI	model geometric angle of roll, positive clockwise as viewed from the rear, degrees
M, M_∞	MACH	freestream Mach number
p_∞		freestream static pressure, psia
p_0		tunnel stilling-chamber pressure, psia
q_∞, q		freestream dynamic pressure, psia
	RN/L	unit Reynolds number, 10^6/ft
p_s	PS	freestream static pressure, psia
T_0	TO	tunnel stilling-chamber temperature, °R
T_t	TT	freestream total temperature, °R
T_s	TS	freestream static temperature, °R
p_b	PB	model-base pressure, psia
p_t	PT	freestream total pressure, psia
Re_ℓ		freestream Reynolds number based on model length
$\Delta\alpha$		incremental angle of attack, degrees
$\Delta\phi$		incremental roll angle, degrees
ΔM_∞		incremental Mach number

NOMENCLATURE (Continued)

SYMBOL	MNEMONIC	DEFINITION
		Geometric Definitions
C_R, cr_T	RT. CRD	fin root chord, in.
b_T	SEMSPN	exposed fin semispan, in.
C_T, cT	CT	fin tip chord, in.
AR	A.R.	fin aspect ratio, $2b_T^2/S_T$
S_T	ST, AREA	fin planform area, in^2
C_T/C_R	LAMBDA	fin taper ratio
ℓ		model length
B_1	B1	3.0 caliber tangent ogive nose plus 7.00 caliber cylindrical afterbody missile length
B_2	B2	3.0 caliber tangent ogive nose plus 8.25 caliber cylindrical afterbody missile length
B_3	B3	3.0 caliber tangent ogive nose plus 9.5 caliber cylindrical afterbody missile length
B_4	B4	3.0 caliber tangent ogive nose plus 11.5 caliber cylindrical afterbody missile length
A_b		projected model-base area perpendicular to the balance X-axis, diameter equal 3.75 in, area equal 11.045 in^2
T_i	Ti	fin configuration, i = 11,13,14,15,23,31,32,34,36 (see table 1)
		Reference & C.G. Definitions
b	BREF	reference span used to reduce measured balance data to coefficient form, in.
d	D	model body diameter

NOMENCLATURE (Continued)

SYMBOL	MNEMONIC	DEFINITION
ℓ_{ref}	LREF	reference length used to reduce measured balance data to coefficient form, in.
S	SREF	reference area used to reduce measured balance data to coefficient form
c.g.		center of gravity
	MRC,MRP	moment reference center or point
	XMRP	moment reference point on X axis
	YMRP	moment reference point on Y axis
	ZMRP	moment reference point on Z axis
		Fin Coefficients
C_{N_T}	CNT	fin normal-force coefficient, fin normal force/qS_T
C_{HM_T}	CLMHT	fin hinge-moment coefficient, fin hinge moment/q S_T C_R
C_{BM_T}	CLMRT	fin root-bending moment coefficient, fin bending moment/q S_T b_T
X_{cp}/cr_T	XCP/DT	fin chordwise center of pressure, $X_{cp}/cr_T = C_{HM_T}/C_{N_T}$
Y_{cp}/b_T	YCP/DT	fin spanwise center of pressure, $Y_{cp}/b_T = C_{BM_T}/C_{N_T}$
ΔC_{N_T}		incremental fin normal-force coefficient
ΔC_{HM_T}		incremental fin hinge-moment coefficient
ΔC_{BM_T}		incremental fin root-bending moment coefficient

NOMENCLATURE (Continued)

SYMBOL	MNEMONIC	DEFINITION
		Nonrolling Axis System
$C_{N_{NR}}$	CNP	normal-force coefficient, positive up, normal force/qS
$C_{m_{NR}}$	CLMP	pitching-moment coefficient, positive nose up, $C_{m_{NR}} = C_m \cos \phi - C_n \sin \phi$
C_ℓ	CBL	measured rolling-moment coefficient, positive clockwise when viewed from the rear, rolling moment/$qS\ell_{ref}$
$C_{Y_{NR}}$	CYP	side-force coefficient, positive right when viewed from the rear, $C_{Y_{NR}} = C_Y \cos \phi + C_N \sin \phi$
$C_{n_{NR}}$	CYNP	yawing-moment coefficient, positive nose right, $C_{n_{NR}} = C_m \sin \phi + C_n \cos \phi$
C_A	CA	measured axial-force coefficient, axial force/qS
X_{cp}/D	XCP/D	model center of pressure location from nose, $X_{cp}/D = \frac{XMRP}{D} - \frac{C_{m_{NR}}D}{C_{N_{NR}}D}$, calibers
$\Delta C_{N_{NR}}$		incremental normal-force coefficient
$\Delta C_{Y_{NR}}$		incremental side-force coefficient
$\Delta C_{m_{NR}}$		incremental pitching-moment coefficient
$\Delta C_{n_{NR}}$		incremental yawing-moment coefficient
		Body-Axis System
C_N	CN	normal-force coefficient, $\frac{\text{normal force}}{qS}$
C_A	CA	axial-force coefficient, $\frac{\text{axial force}}{qS}$
C_Y	CY	side-force coefficient, $\frac{\text{side force}}{qS}$

NOMENCLATURE (Concluded)

SYMBOL	MNEMONIC	DEFINITION
C_{A_b}	CAB	base-force coefficient, $\frac{\text{base force}}{qS}$, $-A_b(p_b - p_\infty)/qS$
C_{A_f}	CAF	forebody axial force coefficient, $C_A - C_{A_b}$
C_m	CLM	pitching-moment coefficient, $\frac{\text{pitching moment}}{qS\ell_{REF}}$
C_n	CYN	yawing-moment coefficient, $\frac{\text{yawing moment}}{qSb}$
C_ℓ	CBL	rolling-moment coefficient, $\frac{\text{rolling moment}}{qSb}$
ΔC_N		incremental normal-force coefficient
ΔC_A		incremental axial-force coefficient
ΔC_Y		incremental side-force coefficient
ΔC_ℓ		incremental rolling-moment coefficient
ΔC_m		incremental pitching-moment coefficient
ΔC_n		incremental yawing-moment coefficient

SUBSCRIPTS

b	base
ℓ	local
s	static conditions
t	total conditions
∞	freestream
1,2,3,4	fins 1,2,3,4

TABLE 1. MODEL AND FIN SUMMARY DATA

BODY GEOMETRIES

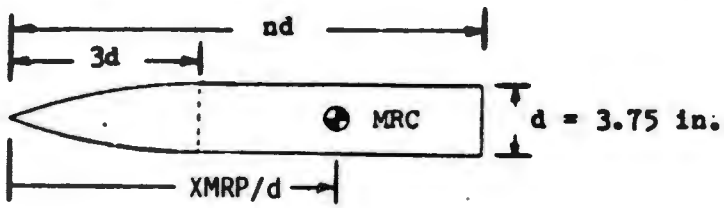

FIN GEOMETRIES

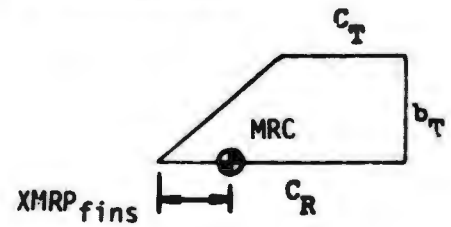

BODY	n	XMRP/d
B_1	10.00	6.40
B_2	11.25	
B_3	12.50	
B_4	14.50	

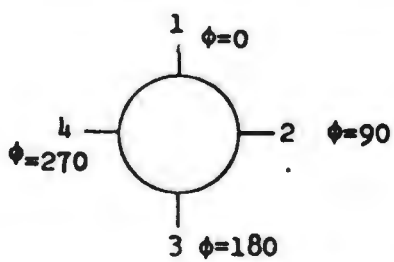

AFT VIEW FIN POSITION NUMBERS

FIN SET	AREA (in^2) S_T	ROOT CHORD (in.) C_R	SEMISPAN (in.) b_T	TAPER RATIO C_T/C_R	XMRP (in.)
T_{11}	7.028	3.749	1.875	1.0	0.45
T_{13}	7.916	3.749	2.821	0.5	0.55
T_{14}	7.038	7.499	1.875	0.0	0.62
T_{15}	7.024	4.996	1.875	0.5	0.55
T_{23}	3.605	2.565	1.875	0.5	0.55
T_{31}	14.030	9.98	1.875	0.5	0.55
T_{32}	14.036	7.499	1.875	1.0	0.45
T_{34}	18.373	5.585	4.385	0.5	0.55
T_{36}	14.056	14.998	1.875	0.0	0.55

TABLE 2. TRANSONIC MACH NUMBER UNCERTAINTY DATA [1]

BALANCE	PARAMETER	UNCERTAINTY DATA, PERCENT [2]		
		M_∞ = 0.80	M_∞ = 1.00	M_∞ = 1.20
	ΔM_∞	±0.0016	±0.003	±0.00835
	$\Delta\alpha$ (DEG)	±0.15	±0.15	±0.15
	$\Delta\phi$ (DEG)	±0.10	±0.10	±0.10
MAIN	ΔC_N (ROLLED)	±0.1012	±0.0901	±0.0848
	ΔC_Y	±0.0342	±0.0296	±0.0269
	ΔC_A	±0.0511	±0.0442	±0.0404
	ΔC_ℓ	±0.0222	±0.0192	±0.0175
	ΔC_m	±0.1301	±0.1132	±0.1038
	ΔC_n	±0.0651	±0.0561	±0.0512
	$\Delta C_{N_{NR}}$ (NONROLLED)	±0.0755	±0.0668	±0.0627
	$\Delta C_{Y_{NR}}$	±0.0777	±0.0710	±0.0678
	$\Delta C_{m_{NR}}$	±0.1029	±0.0900	±0.0827
	$\Delta C_{n_{NR}}$	±0.1033	±0.0921	±0.0850
FIN 1	$\Delta C_{N_{T1}}$	±0.0256	--	±0.0207
	$\Delta C_{HM_{T1}}$	±0.0121	--	±0.0095
	$\Delta C_{BM_{T1}}$	±0.0101	--	±0.0082
FIN 2	$\Delta C_{N_{T2}}$	±0.0574	--	±0.0455
	$\Delta C_{HM_{T2}}$	±0.0036	--	±0.0028
	$\Delta C_{BM_{T2}}$	±0.0107	--	±0.0086
FIN 3	$\Delta C_{N_{T3}}$	±0.0595	--	±0.0471
	$\Delta C_{HM_{T3}}$	±0.0292	--	±0.0230
	$\Delta C_{BM_{T3}}$	±0.0093	--	±0.0075
FIN 4	$\Delta C_{N_{T4}}$	±0.0495	--	±0.0392
	$\Delta C_{HM_{T4}}$	±0.0071	--	±0.0056
	$\Delta C_{BM_{T4}}$	±0.0104	--	±0.0084

[1] SEE REFERENCE 2
[2] UNLESS OTHERWISE NOTED

TABLE 3. SUPERSONIC MACH NUMBER UNCERTAINTY DATA[1]

Test Phase	M_∞	Uncertainty, percent					
		M_∞	p_o	T_o	p_∞	q_∞	Re_ℓ
1	1.76	±0.7	±0.1	±0.4	±1.8	±0.5	±0.7
1,2	2.00	±0.5	±0.1	±0.4	±1.6	±0.6	±0.7
1,2	2.50	±0.3	±0.1	±0.4	±1.2	±0.6	±0.7
1,2	3.01	±0.4	±0.1	±0.4	±1.8	±1.0	±0.9

Test Phase	M_∞	Uncertainty at Maximum Measured Coefficient Value, percent					
		C_N	C_m	C_Y	C_n	C_ℓ	C_A
1	1.76	±0.6	±0.5	±0.6	±0.7	±0.9	±3.5
1,2	2.00	±0.6	±0.6	±0.6	±0.8	±0.9	±2.9
1,2	2.50	±0.6	±0.7	±0.6	±0.8	±1.0	±2.6
1	3.01	±1.0	±1.0	±1.1	±1.1	±2.1	±2.6
2	3.01	±1.0	±1.1	±1.1	±1.2	±1.4	±2.7

Test Phase	M_∞	Absolute Uncertainty near Balance Minimum Load					
		C_N	C_m	C_Y	C_n	C_ℓ	C_A
1	1.76	±0.027	±0.015	±0.034	±0.021	±0.002	±0.011
1,2	2.00	±0.0[illegible]6	±0.015	±0.033	±0.021	±0.002	±0.011
1,2	2.50	±0.026	±0.015	±0.033	±0.021	±0.002	±0.011
1	3.01	±0.020	±0.011	±0.025	±0.015	±0.002	±0.008
2	3.01	±0.028	±0.016	±0.035	±0.022	±0.003	±0.012

[1] SEE REFERENCE 3

TABLE 3. SUPERSONIC MACH NUMBER UNCERTAINTY DATA (CONCLUDED)

		Uncertainty at Maximum Measured Coefficient Value, percent					
		Fin Balance Number 1			Fin Balance Number 2		
Test Phase	M_∞	C_{N_T}	C_{HM_T}	C_{BM_T}	C_{N_T}	C_{HM_T}	C_{BM_T}
1	1.76	±2.6	±3.4	±1.1	±0.8	±2.7	±0.6
1,2	2.00	±2.1	±2.2	±1.2	±0.8	±1.7	±0.8
1,2	2.50	±2.0	±1.4	±1.5	±0.7	±1.2	±0.9
1	3.01	±2.6	±2.3	±1.7	±1.2	±1.9	±1.2
2	3.01	±2.4	±1.8	±2.0	±1.1	±1.6	±1.3
		Fin Balance Number 3			Fin Balance Number 4		
Test Phase	M_∞	C_{N_T}	C_{HM_T}	C_{BM_T}	C_{N_T}	C_{HM_T}	C_{BM_T}
1	1.76	±0.8	±4.6	±0.8	±1.1	±2.9	±0.7
1,2	2.00	±0.7	±2.9	±1.0	±1.0	±1.9	±0.8
1,2	2.50	±0.7	±1.9	±1.1	±1.0	±1.2	±1.0
1	3.01	±1.2	±3.1	±1.4	±1.4	±2.0	±1.2
2	3.01	±1.1	±2.3	±1.5	±1.3	±1.6	±1.3

		Absolute Uncertainty Near Balance Minimum Load					
		Fin Balance Number 1			Fin Balance Number 2		
Test Phase	M_∞	C_{N_T}	C_{HM_T}	C_{BM_T}	C_{N_T}	C_{HM_T}	C_{BM_T}
1	1.76	±0.0235	±0.0008	±0.0014	±0.0059	±0.0007	±0.0007
1,2	2.00	±0.0229	±0.0008	±0.0014	±0.0058	±0.0006	±0.0007
1,2	2.50	±0.0229	±0.0008	±0.0014	±0.0058	±0.0006	±0.0007
1	3.01	±0.0171	±0.0006	±0.0010	±0.0043	±0.0005	±0.0005
2	3.01	±0.0246	±0.0009	±0.0015	±0.0062	±0.0007	±0.0007

		Absolute Uncertainty Near Balance Minimum Load					
		Fin Balance Number 3			Fin Balance Number 4		
Test Phase	M_∞	C_{N_T}	C_{HM_T}	C_{BM_T}	C_{N_T}	C_{HM_T}	C_{BM_T}
1	1.76	±0.0055	±0.0012	±0.0016	±0.0094	±0.0007	±0.0005
1,2	2.00	±0.0053	±0.0011	±0.0015	±0.0092	±0.0007	±0.0005
1,2	2.50	±0.0053	±0.0011	±0.0015	±0.0092	±0.0007	±0.0005
1	3.01	±0.0040	±0.0008	±0.0011	±0.0068	±0.0005	±0.0004
2	3.01	±0.0057	±0.0012	±0.0016	±0.0098	±0.0007	±0.0005

The uncertainty in model attitude, α and ϕ, is estimated to be ±0.1 deg.

TABLE 4.

TEST : MDAC S261/AEDC VA52 & TF368 — DATA SET/RUN NUMBER COLLATION SUMMARY — DATE : 10-15-74

DATA SET IDENTIFIER	CONFIGURATION	SCHD. ϕ	SCHD. α	PARAMETERS/VALUES AR	C_T/C_R	C_R	b_T	NO. OF RUNS	MACH NUMBERS (OR ALTERNATE INDEPENDENT VARIABLE) 0.8	1.0	1.2	1.76	2.00	2.50	3.01				TEST RUN NUMBERS
RXA001	B1	0	A	0	0	0	0	7	1007	1008	1010	1	2	3	4				
02	B1		B	0	0	0	0	4				543	542	541	540				
03	B1T11		A	1	1	3.7	1.9	4				200	182	164	146				
04	B1T11		B	1	1	3.7	1.9	3					635	623	611				
05	B1T13		A	2	0.5	3.7	2.8	4				354	370	388	408				
06	B1T13		B	2	0.5	3.7	2.8	3					735	723	711				
07	B1T14		A	1	0	7.5	1.9	4				216	232	250	268				
08	B1T14		B	1	0	7.5	1.9	3					671	659	647				
09	B1T15		A	1	0.5	5.0	1.9	4				76	92	110	128				
10	B1T15		B	1	0.5	5.0	1.9	3					599	587	575				
11	B1T23		A	2	0.5	2.6	1.9	7	1012	1013	1011	338	320	302	286				
12	B1T23		B	2	0.5	2.6	1.9	3					704	695	683				
13	B1T31		A	0.5	0.5	10	1.9	4				50	42	24	5				
14	B1T31		B	0.5	0.5	10	1.9	3					566	556	544				
15	B1T32		A	0.5	1.0	7.5	1.9	4				468	484	502	520				
16	B1T32		B	0.5	1.0	7.5	1.9	3					767	758	747				
17	B1T34		A	2	0.5	5.6	4.4	4				459	448	437	426				

"R" DATA	CNP	CLMP	CA	CYP	CYNP	CBL	XCP/D	ALPHA/PHI	MACH	ALPHA/PHI	8
"S,T,U,V" DATA	CNT	CLMHT	CLMRT	XCP/DT	YCP/DT	ALPHA/PHI			MACH	ALPHA/PHI	6

"R" DATA = MAIN BALANCE, "S, T, U, V" DATA = FINS 1, 2, 3, 4 DATA, RESPECTIVELY

IDVAR (1) IDVAR (2) NDV

TYPE OF DATA α OR ϕ SCHEDULES

$\alpha A = 1° \rightarrow 29°$ ($\Delta\alpha = 1°$), $\phi A = 0° \rightarrow 90°$ ($\Delta\phi = 2°$)

$\alpha B = 25° \rightarrow 46°$ ($\Delta\alpha = 2°$), $M \geq 1.76$ (AEDC TEST), $M \leq 1.2$ (MDAC TEST)

TABLE 4. (Continued)

TEST : MDAC S261/AEDC VA52 & TF368 — DATA SET/RUN NUMBER COLLATION SUMMARY — DATE : 10-15-74

DATA SET IDENTIFIER	CONFIGURATION	SCHD. ϕ	SCHD. α	PARAMETERS/VALUES AR	C_T/C_R	C_R	b_T	NO. OF RUNS	MACH NUMBERS (OR ALTERNATE INDEPENDENT VARIABLE) 0.8	1.0	1.2	1.76	2.00	2.50	3.01				TEST RUN NUMBERS
RXA018	B1T36	0	B	0.5	0	15	1.9	3					798	787	775				
19	B2		A	0	0	0	0	3	1109	1110	1111								
20	B3		A	0	0	0	0	3	1108	1107	1114								
21	B1T11	A	-2	1	1	3.7	1.9	3	1032	1031	1035								
22			-1					2						165	147				
23			0					7	2032	2031	2035	201	184	166	148				
24			1					4				202	185	167	149				
25			2					7	3032	3031	3035	203	186	168	150				
26			4					7	4032	4031	4035	204	187	169	151				
27			6.3					4				205	188	170	152				
28			8.5					4				206	189	171	153				
29			10.5					7	5032	5031	5035	207	190	172	154				
30			12.8					4				208	191	173	155				
31			14.8					6		1029	1034	209	192	174	156				
32			17					4				210	193	175	157				
33			19.2					4				211	194	176	158				
34			20					2		2029	2034								

"R" DATA	CNP	CLMP	CA	CYP	CYMP	CBL	XCP/D	ALPHA/PHI	MACH	ALPHA/PHI	8
"S,T,U,V" DATA	CNT	CLMHT	CLMRT	XCP/DT	YCP/DT	ALPHA/PHI			MACH	ALPHA/PHI	6

"R" DATA = MAIN BALANCE, "S, T, U, V" DATA = FINS 1, 2, 3, 4 DATA, RESPECTIVELY

IDVAR (1) IDVAR (2) NDV

TYPE OF DATA α OR ϕ SCHEDULES

$\alpha A = 1° \rightarrow 29°$ ($\Delta\alpha = 1°$), $\phi A = 0° \rightarrow 90°$ ($\Delta\phi = 2°$)

$\alpha B = 25° \rightarrow 46°$ ($\Delta\alpha = 2°$), $M \geq 1.76$ (AEDC TEST), $M \leq 1.2$ (MDAC TEST)

TABLE 4. (Continued)

TEST : MDAC S261/AEDC VA52 & TF368 — DATA SET/RUN NUMBER COLLATION SUMMARY — DATE : 10-15-74

DATA SET IDENTIFIER	CONFIGURATION	SCHD. ϕ	SCHD. α	AR	C_T/C_R	C_R	b_T	NO. OF RUNS	0.8	1.0	1.2	1.76	2.00	2.50	3.01				TEST RUN NUMBER
RXA035	B1T11	A	21.5	1	1	3.7	1.9	4				212	195	177	159				
36			23.5					3				213	196	178					
37			24					1							160				
38			25					2		3029	3034								
39			26					4				214	197	179	161				
40			28					4				215	198	180	162				
41			29					2					199	181					
42			30					4		4029			638	626	163				
43			32					4		5029			639	627	615				
44			34					3					640	628	616				
45			36.5					3					641	629	617				
46			38.6					3					642	630	618				
47			40.8					3					643	631	619 ①				
48			43					3					644	632	620				
49			44					3					645	633	621				
50			45.2					3					646	634	622				
51	B1T13		-2	2	0.5	3.7	2.8	3	1044	1045	1055								

"R" DATA	CNP	CLMP	CA	CYP	CYNP	CBL	XCP/D	ALPHA/PHI	MACH	ALPHA/PHI	8
"S,T,U,V" DATA	CNT	CLMHT	CLMRT	XCP/DT	YCP/DT	ALPHA/PHI			MACH	ALPHA/PHI	6

"R" DATA = MAIN BALANCE, "S, T, U, V" DATA = FINS 1, 2, 3, 4 DATA, RESPECTIVELY

		IDVAR (1)	IDVAR (2)	NDV
TYPE OF DATA α OR ϕ SCHEDULES	$\alpha A = 1° \rightarrow 29°$ ($\Delta\alpha = 1°$), $\phi A = 0° \rightarrow 90°$ ($\Delta\phi = 2°$) ① $\phi = 33° \rightarrow 90°$ ($\Delta\phi = 2°$)			
	$\alpha B = 25° \rightarrow 46°$ ($\Delta\alpha = 2°$), $M \geq 1.76$ (AEDC TEST), $M \leq 1.2$ (MDAC TEST)			

TABLE 4. (Continued)

TEST: MDAC S261/AEDC VA52 & TF368 — DATA SET/RUN NUMBER COLLATION SUMMARY — DATE: 10-15-74

DATA SET IDENTIFIER	CONFIGURATION	SCHD. ϕ	SCHD. α	PARAMETERS/VALUES AR	C_T/C_R	C_R	b_T	NO. OF RUNS	MACH NUMBERS (OR ALTERNATE INDEPENDENT VARIABLE) 0.8	1.0	1.2	1.76	2.00	2.50	3.01				TEST RUN NUMBERS
RXA052	B1T13	A	-1	2	0.5	3.7	2.8	3					371	389	409				
53			0					7	2044	2045	2055	355	372	390	410				
54			1					4				356	373	391	411				
55			2					7	3044	3045	3055	357	374	392	412				
56			4					7	4044	4045	4055	358	375	393	413				
57			6.16					4				359	376	394	414				
58			8.27					4				360	377	395	415				
59			10.3					7	5044	5045	5055	361	378	398	416				
60			12.6					4				362	379	399	417				
61			14.8					5	1043			363	380	400	418				
62			17					4				364	381	401	419				
63			19.3					6	2043	1059		365	382	402	420				
64			21.3					4				366	383	403	421				
65			23.6					4				367	384	404	422				
66			25.6					7	3043	2059	1061	368	385	405	423				
67			27.7					5			1062	369	386	406	713				
68			29					3			2062		387	407					

"R" DATA	CNP	CLMP	CA	CYP	CYNP	CBL	XCP/D	ALPHA/PHI	MACH	ALPHA/PHI	8
"S,T,U,V" DATA	CNT	CLMHT	CLMRT	XCP/DT	YCP/DT	ALPHA/PHI			MACH	ALPHA/PHI	6

"R" DATA = MAIN BALANCE, "S, T, U, V" DATA = FINS 1, 2, 3, 4 DATA, RESPECTIVELY

TYPE OF DATA α OR ϕ SCHEDULES: $\alpha A = 1° \rightarrow 29°$ ($\Delta\alpha = 1°$), $\phi A = 0° \rightarrow 90°$ ($\Delta\phi = 2°$) — IDVAR (1) IDVAR (2) NDV

$\alpha B = 25° \rightarrow 46°$ ($\Delta\alpha = 2°$), $M \geq 1.76$ (AEDC TEST), $M \leq 1.2$ (MDAC TEST)

TABLE 4. (Continued)

TEST : MDAC S261/AEDC VA52 & TF368 — DATA SET/RUN NUMBER COLLATION SUMMARY — DATE : 10-15-74

DATA SET IDENTIFIER	CONFIGURATION	SCHD. ϕ	SCHD. α	PARAMETERS/VALUES AR	C_T/C_R	C_R	b_T	NO. OF RUNS	MACH NUMBERS (OR ALTERNATE INDEPENDENT VARIABLE) 0.8	1.0	1.2	1.76	2.00	2.50	3.01				TEST RUN NUMBERS
RXA069	B1T13	A	29.8	2	0.5	3.8	2.8	5	4043	3059			738	726	714				
70			32					4	5043	4059			739	727					
71			34.1					3					740	728	716				
72			36.3					3					741	729	717				
73			38.5					3					742	730	718				
74			40.6					3					743	731	719				
75			42.8					3					744	732	720				
76			43.9					3					745	733	721				
77			45					3					746	734	722				
78	B1T14		-2	1	0	7.5	1.9	2	1023		1025								
79			-1					3					233	251	269				
80			0					6	2023		2025	217	234	252	270				
81			1					4				218	235	253	271				
82			2					6	3073		3025	219	236	254	272				
83			4.12					7	4023	1021	4025	220	237	255	273				
84			6.25					4				221	238	256	274				
85			8.38					4				222	239	257	275				

"R" DATA	CNP	CLMP	CA	CYP	CYNP	CBL	XCP/D	ALPHA/PHI	MACH	ALPHA/PHI	8
"S,T,U,V" DATA	CNT	CLMHT	CLMRT	XCP/DT	YCP/DT	ALPHA/PHI			MACH	ALPHA/PHI	6

"R" DATA = MAIN BALANCE, "S, T, U, V" DATA = FINS 1, 2, 3, 4 DATA, RESPECTIVELY

IDVAR (1) IDVAR (2) NDV

TYPE OF DATA α OR ϕ SCHEDULES

$\alpha A = 1° \rightarrow 29°$ ($\Delta\alpha = 1°$), $\phi A = 0° \rightarrow 90°$ ($\Delta\phi = 2°$)

$\alpha B = 25° \rightarrow 46°$ ($\Delta\alpha = 2°$), $M \geq 1.76$ (AEDC TEST), $M \geq 1.2$ (MDAC TEST)

TABLE 4. (Continued)

TEST : MDAC S261/AEDC VA52 & TF368 — DATA SET/RUN NUMBER COLLATION SUMMARY — DATE : 10-15-74

DATA SET IDENTIFIER	CONFIGURATION	SCHD. ϕ	SCHD. α	PARAMETERS/VALUES AR	C_T/C_R	C_R	b_T	NO. OF RUNS	MACH NUMBERS (OR ALTERNATE INDEPENDENT VARIABLE) 0.8	1.0	1.2	1.76	2.00	2.50	3.01				TEST RUN NUMBERS
RXA086	B1T14	A	10.4	1	0	7.5	1.9	7	5023	2021	5025	223	240	258	276				
87			12.7					4				224	241	259	277				
88			14.9					7	1028	3021	1026	225	242	260	278				
89			17.1					4				226	243	261	279				
90			19.4					7	2028	4021	2026	227	244	262	280				
91			21.5					4				228	245	263	281				
92			23.7					4				229	246	264	282				
93			25					3	3028	5021	1027								
94			26					4				230	247	265	283				
95			28.2					4				231	248	266	284				
96			29.2					2					249	267					
97			30					5	4028	6021			674	662	285				
98			32.1					4	5028				675	663	651				
99			34.4					3					676	664	652				
100			36.6					3					677	665	653				
101			38.8					3					678	666	654				
102			40.9					3					679	667	655				

"R" DATA	CNP	CLMP	CA	CYP	CYNP	CBL	XCP/D	ALPHA/PHI	MACH	ALPHA/PHI	8
"S,T,U,V" DATA	CNT	CLMHT	CLMRT	XCP/DT	YCP/DT	ALPHA/PHI			MACH	ALPHA/PHI	6

"R" DATA = MAIN BALANCE, "S, T, U, V" DATA = FINS 1, 2, 3, 4 DATA, RESPECTIVELY

TYPE OF DATA α OR ϕ SCHEDULES		IDVAR (1)	IDVAR (2)	NDV
	$\alpha A = 1° \rightarrow 29°$ ($\Delta\alpha = 1°$), $\phi A = 0° \rightarrow 90°$ ($\Delta\phi = 2°$)			
	$\alpha B = 25° \rightarrow 46°$ ($\Delta\alpha = 2°$), $M \geq 1.76$ (AEDC TEST), $M \leq 1.2$ (MDAC TEST)			

TABLE 4. (Continued)

TEST: MDAC S261/AEDC VA52 & TF368 — DATA SET/RUN NUMBER COLLATION SUMMARY — DATE: 10-15-74

DATA SET IDENTIFIER	CONFIGURATION	SCHD. ϕ	SCHD. α	PARAMETERS/VALUES AR	C_T/C_R	C_R	b_T	NO. OF RUNS	MACH NUMBERS (OR ALTERNATE INDEPENDENT VARIABLE) 0.8	1.0	1.2	1.76	2.00	2.50	3.01				TEST RUN NUMBERS
RXA103	B1T14	A	43.1	1	0	7.5	1.9	3					680	668	656				
104	B1T14		44.3	1	0	7.5	1.9	3					681	669	657				
105	B1T14		45.3	1	0	7.5	1.9	3					682	670	658				
106	B1T15		-2	1	0.5	5	1.9	3	1041	1039	1036								
107			-1					3					93	111	129				
108			0					7	2041	2039	2036	77	94	112	130				
109			1					4				78	95	113	131				
110			2					7	3041	3039	3036	79	96	114	132				
111			4.1					6	4041	4039	4036		97	115	133				
112			6.2					4				81	98	116	134				
113			8.36					4				82	99	117	135				
114			10.4					7	5041	1040	5036	83	100	118	136				
115			12.6					4				84	101	119	137				
116			14.9					7	1042	1038	1037	85	102	120	138				
117			17					4				86	103	121	139				
118			19.2					4				87	104	122	140				
119			20					3	2042	2038	2037								

"R" DATA	CNP	CLMP	CA	CYP	CYNP	CBL	XCP/D	ALPHA/PHI	MACH	ALPHA/PHI, 8
"S,T,U,V" DATA	CNT	CLMHT	CLMRT	XCP/DT	YCP/DT	ALPHA/PHI,			MACH	ALPHA/PHI, 6

"R" DATA = MAIN BALANCE, "S, T, U, V" DATA = FINS 1, 2, 3, 4 DATA, RESPECTIVELY

TYPE OF DATA α OR ϕ SCHEDULES

$\alpha A = 1° \rightarrow 29°$ ($\Delta\alpha = 1°$), $\phi A = 0° \rightarrow 90°$ ($\Delta\phi = 2°$) — IDVAR (1) IDVAR (2) NDV

$\alpha B = 25° \rightarrow 46°$ ($\Delta\alpha = 2°$), M $\geq$ 1.76 AEDC TEST), M = 1.2 (MDAC TEST)

TABLE 4. (Continued)

TEST : MDAC S261/AEDC VA52 & TF368 — DATA SET RUN NUMBER COLLATION SUMMARY — DATE : 10-15-74

DATA SET IDENTIFIER	CONFIGURATION	SCHD. ϕ	SCHD. α	PARAMETERS/VALUES AR	C_T/C_R	C_R	b_T	NO. OF RUNS	MACH NUMBERS (OR ALTERNATE INDEPENDENT VARIABLE) 0.8	1.0	1.2	1.76	2.00	2.50	3.01				TEST RUN NUMBERS
RXA120	B1T15	A	21.4	1	0.5	5	1.9	4				88	105	123	141				
121			23.7					4				89	106	124	142				
122			25					3	3042	3038	3037								
123			25.9					4				90	107	125	143				
124			28.1					4				91	108	126	144				
125			29.2					3					109	127	145				
126			30					5	4042	4038			602	590	578				
127			32.1					5	5042	5038			603	591	579				
128			34.3					3					604	592②	580				
129			36.4					3					605	593	581				
130			38.6					3					606	594	582				
131			40.8					3					607	595	583				
132			42.9					3					608	596	584				
133			44.1										609	597	585				
134			45.1					3					610	598	586				
135	B1T23		-2					3	1014	1015	1018								
136	B1T23		-1					3					321	303	287				

"R" DATA	CNP	CLMP	CA	CYP	CYNP	CBL	XCP/D	ALPHA/PHI	MACH	ALPHA/PHI	8
"S,T,U,V" DATA	CNT	CLMHT	CLMRT	XCP/DT	YCP/DT	ALPHA/PHI			MACH	ALPHA/PHI	6

"R" DATA = MAIN BALANCE, "S, T, U, V" DATA = FINS 1, 2, 3, 4 DATA, RESPECTIVELY

TYPE OF DATA		ICVAR (1)	ICVAR (2)	NDV
α OR ϕ SCHEDULES	$\alpha A = 1° \rightarrow 25°$ ($\Delta\alpha = 1°$), $\phi A = 0° \rightarrow 90°$ ($\Delta\phi = 2°$) ② $\phi = 0° \rightarrow 61°$ ($\Delta\phi = 2°$)			
	$\alpha B = 25° \rightarrow 46°$ ($\Delta\alpha = 2°$), $M \geq 1.76$ (AEDC TEST), $M \leq 1.2$ (MDAC TEST)			

TABLE 4. (Continued)

TEST : MDAC S261/AEDC VA52 & TF368 — DATA SET/RUN NUMBER COLLATION SUMMARY — DATE : 10-15-74

DATA SET IDENTIFIER	CONFIGURATION	SCHD. ϕ	SCHD. α	PARAMETERS/VALUES AR	C_T/C_R	C_R	b_T	NO. OF RUNS	MACH NUMBERS (OR ALTERNATE INDEPENDENT VARIABLE) 0.8	1.0	1.2	1.76	2.00	2.50	3.01				TEST RUN NUMBERS
RXA137	B1T23	A	0	2	0.5	2.6	1.9	7	2014	2015	2018	339	322	304	288				
138			1					4				340	323	305	289				
139			2					7	3014	3015	3018	341	324	306	290				
140			4.1					7	4014	4015	4018	342	325	307	291				
141			6.2					4				343	326	308	292				
142			8.3					4				344	327	309	293				
143			10.4					7	5014	5015	1019③	345	328	310	294				
144			12.7					4				346	329	311	295				
145			14.9					6	1017	1016	2019	347		312	296				
146			17					4				348	331	313	297				
147			19.3					4				349	332	314	298				
148			20					2	2017	2016									
149			21.5					4				350	333	315	299				
150			23.7					4				351	334	316	300				
151			25					2	3017	3016									
152			26					4				352	335	317	301				
153			27.9					4				353	336	318	685				

"R" DATA	CNP	CLMP	CA	CYP	CYNP	CBL	XCP/D	ALPHA/PHI	MACH	ALPHA/PHI	8
"S,T,U,V" DATA	CNT	CLMHT	CLMRT	XCP/DT	YCP/DT	ALPHA/PHI			MACH	ALPHA/PHI	6

"R" DATA = MAIN BALANCE, "S, T, U, V" DATA = FINS 1, 2, 3, 4 DATA, RESPECTIVELY

TYPE OF DATA α OR ϕ SCHEDULES		ICVAR (1)	ICVAR (2)	NDV
	$\alpha A = 1° \rightarrow 29°$ ($\Delta\alpha = 1°$), $\phi A = 0° \rightarrow 90°$ ($\Delta\phi = 2°$) ③ $\phi = 38° \rightarrow 92°$ ($\Delta\phi = 2°$)			
	$\alpha B = 25° \rightarrow 46°$ ($\Delta\alpha = 2°$), $M \geq 1.76$ (AEDC TEST), $M \leq 1.2$ (MDAC TEST)			

TABLE 4. (Continued)

TEST: MDAC S261/AEDC VA52 & TF368 — DATA SET/RUN NUMBER COLLATION SUMMARY — DATE: 10-15-74

DATA SET IDENTIFIER	CONFIGURATION	SCHD. ϕ	SCHD. α	PARAMETERS/VALUES AR	C_T/C_R	C_R	b_T	NO. OF RUNS	MACH NUMBERS (OR ALTERNATE INDEPENDENT VARIABLE) 0.8	1.0	1.2	1.76	2.00	2.50	3.01				TEST RUN NUMBERS
RXA154	B1T23	A	29.1	2	0.5	2.6	1.9	2					337	319					
155			30					4	4017				707	698	686				
156			32.2					3					708	699	687				
157			34.4					3					709	700	688				
158			36.6					3					710	701	689				
159			38.6					2						702	690				
160			40.8					2						703	691				
161			42.8					1							692				
162			44					1							693				
163			45					1							694				
164	B1T31		-2	0.5	0.5	10	1.9	3	1064	1065	1068								
165			-1					3					43	25	6				
166			0					7	2064	2065	2068	61	44	26	7				
167			1					4				62	45	27	8				
168			2					7	3064	3065	3068	63	46	28	9				
169			4.1					7	4064	4065	4068	64	47	29	10				
170			6.2					4				65	48	30	11				

"R" DATA	CNP	CLMP	CA	CYP	CYNP	CBL	XCP/D	ALPHA/PHI	MACH	ALPHA/PHI	8
"S,T,U,V" DATA	CNT	CLMHT	CLMRT	XCP/DT	YCP/DT	ALPHA/PHI			MACH	ALPHA/PHI	6
									IDVAR (1)	IDVAR (2)	NDV

"R" DATA = MAIN BALANCE, "S, T, U, V" DATA = FINS 1, 2, 3, 4 DATA, RESPECTIVELY

TYPE OF DATA α OR ϕ SCHEDULES

$\alpha A = 1° \rightarrow 29°$ ($\Delta\alpha = 1°$), $\phi A = 0° \rightarrow 90°$ ($\Delta\phi = 2°$)

$\alpha B = 25° \rightarrow 46°$ ($\Delta\alpha = 2°$), $M \geq 1.76$ (AEDC TEST), $M \leq 1.2$ (MDAC TEST)

TABLE 4. (Continued)

TEST : MDAC S261/AEDC VA52 & TF368 — DATA SET/RUN NUMBER COLLATION SUMMARY — DATE : 10-15-74

DATA SET IDENTIFIER	CONFIGURATION	SCHD. ϕ	SCHD. α	PARAMETERS/VALUES AR	C_T/C_R	C_R	b_T	NO. OF RUNS	MACH NUMBERS (OR ALTERNATE INDEPENDENT VARIABLE) 0.8	1.0	1.2	1.76	2.00	2.50	3.01				TEST RUN NUMBERS
RXA171	B1T31	A	8.4	0.5	0.5	10	1.9	4				66	49	31	12				
172			10.3					7	5064	5065	5068	67	50	32	13				
173			12.6					4				68	51	33	14				
174			14					1			1072								
175			14.8					4				69	52	34	15				
176			17					4				70	53	35	17				
177			19.2					5			2072	71	54	36	18				
178			21.4					4				72	55	37	19				
179			23.6					4				73	56	38	20				
180			25.8					4				74	57	39	21				
181			28					4				75	58	40	22				
182			29.1					3					59	41	23				
183			30					2					569	559					
184			32					3					570	560	548				
185			34.2					3					571	561	549				
186			36.3					3					572	562	550				
187			38.5					3					573	563	551				

"R" DATA	CNP	CLMP	CA	CYP	CYNP	CBL	XCP/D	ALPHA/PHI	MACH	ALPHA/PHI	8
"S,T,U,V" DATA	CNT	CLMHT	CLMRT	XCP/DT	YCP/DT	ALPHA/PHI			MACH	ALPHA/PHI	6
									IDVAR (1)	IDVAR (2)	NDV

"R" DATA = MAIN BALANCE, "S, T, U, V" DATA = FINS 1, 2, 3, 4 DATA, RESPECTIVELY

TYPE OF DATA α OR ϕ SCHEDULES: $\alpha A = 1° \rightarrow 29°$ ($\Delta\alpha = 1°$), $\phi A = 0° \rightarrow 90°$ ($\Delta\phi = 2°$)

$\alpha B = 25° \rightarrow 46°$ ($\Delta\alpha = 2°$), $M \geq 1.76$ (AEDC TEST), $M \leq 1.2$ (MDAC TEST)

TABLE 4. (Continued)

TEST : MDAC S261/AEDC VA52 & TF368 — DATA SET/RUN NUMBER COLLATION SUMMARY — DATE : 10-15-74

DATA SET IDENTIFIER	CONFIGURATION	SCHD. ϕ	SCHD. α	PARAMETERS/VALUES AR	C_T/C_R	C_R	b_T	NO. OF RUNS	MACH NUMBERS (OR ALTERNATE INDEPENDENT VARIABLE) 0.8	1.0	1.2	1.76	2.00	2.50	3.01			
RXA188	B1T31	A	40.6	0.5	0.5	10	1.9	3					574	564	552			
189			42.7					2						565	553			
190			43.6					1							554			
191			44.7					1							555			
192	B1T32		-1	0.5	1	7.5	1.9	3					485	503	521			
193			0					4				469	486	504	522			
194			1					4				470	487	505	523			
195			2					4				471	488	506	524			
196			4.1					4				472	489	507	525			
197			6.2					4				473	490	508	526			
198			8.3					4				474	491	509	527			
199			10.4					4				475	492	510	528			
200			12.6					4				476	493	511	529			
201			14.8					4				477	494	512	530			
202			17					4				478	495	513	531			
203			19.2					4				479	496	514	532			
204			21.4					4				480	497	515	533			

TEST RUN NUMBERS

"R" DATA	CNP	CLMP	CA	CYP	CYNP	CBL	XCP/D	ALPHA/PHI	MACH	ALPHA/PHI	8
"S,T,U,V" DATA	CNT	CLMHT	CLMRT	XCP/DT	YCP/DT	ALPHA/PHI			MACH	ALPHA/PHI	6

"R" DATA = MAIN BALANCE, "S, T, U, V" DATA = FINS 1, 2, 3, 4 DATA, RESPECTIVELY

TYPE OF DATA		IDVAR (1)	IDVAR (2)	NDV
α OR ϕ SCHEDULES	$\alpha A = 1° \rightarrow 29°$ ($\Delta\alpha = 1°$), $\phi A = 0° \rightarrow 90°$ ($\Delta\phi = 2°$)			
	$\alpha B = 25° \rightarrow 46°$ ($\Delta\alpha = 2°$), M $\geq$ 1.76 (AEDC TEST), M = 1.2 (MDAC TEST)			

TABLE 4. (Continued)

TEST : MDAC S261/AEDC VA52 & TF368 — DATA SET/RUN NUMBER COLLATION SUMMARY — DATE : 10-15-74

DATA SET IDENTIFIER	CONFIGURATION	SCHD. ϕ	SCHD. α	PARAMETERS/VALUES AR	C_T/C_R	C_R	b_T	NO. OF RUNS	MACH NUMBERS (OR ALTERNATE INDEPENDENT VARIABLE) 0.8	1.0	1.2	1.76	2.00	2.50	3.01				TEST RUN NUMBERS
RXA205	B1T32	A	23.6	0.5	1	7.5	1.9	4				481	498	516	534				
206			25.8					4				482	499	517	536				
207			28					4				483	500	518	537				
208			29					2					501	519					
209			29.8					3					770	761	750				
210			31.9					3					771	762	751				
211			34.1					3					772	763	752				
212			36.3					3					773	764	753				
213			38.5					3					774	765	754				
214			40.5					2						766	755				
215			42.6					1							756				
216			43.6					1							757				
217	B1T34		-2	2	0.5	5.6	4.4	3	1080	1078	1075								
218			-1					3					449	438	427				
219			0					7	2080	2078	2075	460	450	439	428				
220			1					4				461	451	440	429				
221			2					7	3080	3078	3075	462	452	441	430				

"R" DATA	CNP	CLMP	CA	CYP	CYNP	CBL	XCP/D	ALPHA/PHI	MACH	ALPHA/PHI 8
"S,T,U,V" DATA	CNT	CLMHT	CLMRT	XCP/DT	YCP/DT	ALPHA/PHI			MACH	ALPHA/PHI 6

"R" DATA = MAIN BALANCE, "S, T, U, V" DATA = FINS 1, 2, 3, 4 DATA, RESPECTIVELY

TYPE OF DATA		IDVAR (1)	IDVAR (2)	NDV
α OR ϕ SCHEDULES	αA 1° → 29° ($\Delta\alpha$ = 1°), ϕA 0° → 90° ($\Delta\phi$ = 2°)			
	αB = 25° → 46° ($\Delta\alpha$ = 2°), M = 1.76 (AEDC TEST), M = 1.2 (MDAC TEST)			

TABLE 4. (Continued)

TEST : MDAC S261/AEDC VA52 & TF368 — DATA SET/RUN NUMBER COLLATION SUMMARY — DATE : 10-15-74

DATA SET IDENTIFIER	CONFIGURATION	SCHD. PARAMETERS/VALUES ϕ	α	AR	C_T/C_R	C_R	b_T	NO. OF RUNS	MACH NUMBERS (OR ALTERNATE INDEPENDENT VARIABLE) 0.8	1.0	1.2	1.76	2.00	2.50	3.01				TEST RUN NUMBERS
RXA222	B1T34	A	4	2	0.5	5.6	4.4	7	4080	4078	4075	463	453	442	431				
223			6.1					3					454	443	432				
224			8.1					4				465	455	444	433				
225			10.2					4				466	456	445	434				
226			12.3					4				467	457	446	435				
227			14.6					3					458	447	436				
228	B1T36		25.7	0.5	0	15	1.9	3					799	788	776				
229			27.7					3					800	789	777				
230			30					3					801	790	778				
231			32.1					3					802	791	779				
232			34.3					3					803	792	780				
233			36.5					3					804	793	781				
234			38.7					3					805	794	782				
235			40.7					2						795	783				
236			43					2						796	784				
237			44					2						797	785				
238			45					1							786				

"R" DATA	CNP	CLMP	CA	CYP	CYNP	CBL	XCP/D	ALPHA/PHI	MACH	ALPHA/PHI	8
"S,T,U,V" DATA	CNT	CLMHT	CLMRT	XCP/DT	YCP/DT	ALPHA/PHI			MACH	ALPHA/PHI	6
									IDVAR (1)	IDVAR (2)	NDV

"R" DATA = MAIN BALANCE, "S, T, U, V" DATA = FINS 1, 2, 3, 4 DATA, RESPECTIVELY

TYPE OF DATA α OR ϕ SCHEDULES: $\alpha A = 1° \rightarrow 29°$ ($\Delta\alpha = 1°$), $\phi A = 0° \rightarrow 90°$ ($\Delta\phi = 2°$)

$\alpha B = 25° \rightarrow 46°$ ($\Delta\alpha = 2°$), $M \geq 1.76$ (AEDC TEST), $M = 1.2$ (MDAC TEST)

TABLE 4. (Continued)

TEST : MDAC S261/AEDC VA52 & TF368 | DATA SET/RUN NUMBER COLLATION SUMMARY | DATE : 10-15-74

DATA SET IDENTIFIER	CONFIGURATION	SCHD. ϕ	SCHD. α	AR	C_T C_R	C_R	b_T	NO. OF RUNS	0.8	1.0	1.2	1.76	2.00	2.50	3.01			
				PARAMETERS/VALUES					MACH NUMBERS (OR ALTERNATE INDEPENDENT VARIABLE)									
RXA239	B2T15	A	23	1	0.5	5	1.9	3	1096	1095	1094							
240	B2T23		19	2	0.5	2.6	1.9	2		1082	1093							
241	B2T23		23	2	0.5	2.6	1.9	1			1092							
242	B2T23		28	2	0.5	2.6	1.9	2	1115	1116								
243	B2T23		30	2	0.5	2.6	1.9	1	1081									
244	B3T15		16	1	0.5	5	1.9	3	1097	1098	1099							
245	B3T23		14	2	0.5	2.6	1.9	1		1087								
246	B3T23		16	2	0.5	2.6	1.9	2	1089		1091							
247	B3T23		28	2	0.5	2.6	1.9	1		1086								
248	B3T31		18	0.5	0.5	10	1.9	1			1100							
249	B3T31		19	0.5	0.5	10	1.9	2	1105	1106								
250	B4T31		14	0.5	0.5	10	1.9	1			1113							
251	B2T31		19	0.5	0.5	10	1.9	1	1104									
252	B2T31		23	0.5	0.5	10	1.9	3	1103	1102	1101							
RXA300	B2	0	C	0	0	0	0	3	221	222	223							
301	B3	0	C	0	0	0	0	3	229	230	231							
302	B4	0	D	0	0	0	0	3	256	259	260							

TEST RUN NUMBERS

"R" DATA	CNP	CLMP	CA	CYP	CYNP	CBL	XCP/D	ALPHA/PHI	MACH	ALPHA/PHI	8
"S,T,U,V" DATA	CNT	CLMHT	CLMRT	XCP/DT	YCP/DT	ALPHA/PHI			MACH	ALPHA/PHI	6

"R" DATA = MAIN BALANCE, "S, T, U, V" DATA = FINS 1, 2, 3, 4 DATA, RESPECTIVELY

TYPE OF DATA α OR ϕ SCHEDULES

$\alpha C = 0° \rightarrow 45°$ $\phi A = 0° \rightarrow 90°$ ($\Delta\phi = 2°$) RXA300 SERIES (AEDC TF368) IDVAR (1) IDVAR (2) NDV

$\alpha D = 0° \rightarrow 25°$ M = 1.2 (MDAC TEST) THROUGH RXA252

TABLE 4. (Continued)

TEST : MDAC S261/AEDC VA52 & TF368 — DATA SET/RUN NUMBER COLLATION SUMMARY — DATE : 10-15-74

DATA SET IDENTIFIER	CONFIGURATION	SCHD. ϕ	SCHD. α	AR	C_T	C_R	C_R	b_T	NO. OF RUNS	MACH NUMBERS (OR ALTERNATE INDEPENDENT VARIABLE) 0.8	1.0	1.2	1.76	2.00	2.50	3.01			
RXA303	B4	180	D	0	0	0	0		3	257	258	261							
304	B1T15	0	C	1	0.5	5	1.9		2		186	183							
305	B1T15	21							2		185	184							
306	B2T15	0							3	210	211	214							
307	B3T15	0							3	235	238	241							
308	B4T15	0							3	247	250	251							
309	B1T11	A	25	1	1	3.7	1.9		3	92	122	123							
310			30						3	93	120	124							
311			35						3	94	121	125							
312			40						3	95	119	126							
313			45						3	116	117	127							
314	B1T13		25	2	0.5	3.7	2.8		3	150	159	160							
315			30						3	151	158	161							
316			35						3	152	157	162							
317			40						3	153	156	163							
318			45						3	154	155	164							
319	B1T14		25	1	0	7.5	1.9		3	73	78	83							

TEST RUN NUMBERS

"R" DATA CNP CLMP CA CYP CYNP CBL XCP/D ALPHA/PHI MACH ALPHA/PHI 8

"S,T,U,V" DATA CNT CLMHT CLMPT XCP/DT YCP/DT ALPHA/PHI MACH ALPHA/PHI 6

"R" DATA = MAIN BALANCE, "S, T, U, V" DATA = FINS 1, 2, 3, 4 DATA, RESPECTIVELY

TYPE OF DATA — α OR ϕ SCHEDULES: $\alpha C = 0° \rightarrow 45°$; $\alpha D = 0° \rightarrow 25°$; $\phi A = 0° \rightarrow 90°$ ($\Delta\phi = 2°$)

RXA300 SERIES (AEDC TF368)

TABLE 4. (Continued)

TEST : MDAC S261/AEDC VA52 & TF368 | DATA SET/RUN NUMBER COLLATION SUMMARY | DATE : 10-15-74

DATA SET IDENTIFIER	CONFIGURATION	SCHD. ϕ	SCHD. α	PARAMETERS/VALUES AR	C_T/C_R	C_R	b_T	NO. OF RUNS	MACH NUMBERS (OR ALTERNATE INDEPENDENT VARIABLE) 0.8	1.0	1.2	1.76	2.00	2.50	3.01				TEST RUN NUMBERS
RXA320	B1T14	A	30	1	0	7.5	1.9	3	74	79	84								
321			35						75	80	85								
322			40						76	81	86								
323			45						77	82	87								
324	B1T15		25	1	0.5	5	1.9		168	177	178								
325			30						169	176	179								
326			35						170	175	180								
327			40						171	174	181								
328			45						172	173	182								
329	B1T23		25	2	0.5	2.6	1.9		142	141	132								
330			30						143	140	133								
331			35						144	139	134								
332			40						145	138	135								
333			45						146	137	136								
334	B1T31		25	0.5	0.5	10	1.9		65	54	64								
335			30						66	55	63								
336			35						67	56	62								

"R" DATA	CNP	CLMP	CA	CYP	CYNP	CBL	XCP/D	ALPHA/PHI	MACH	ALPHA/PHI	8
"S,T,U,V" DATA	CNT	CLMHT	CLMRT	XCP/DT	YCP/DT	ALPHA/PHI			MACH	ALPHA/PHI	6

"R" DATA = MAIN BALANCE, "S, T, U, V" DATA = FINS 1, 2, 3, 4 DATA, RESPECTIVELY

IDVAR (1) IDVAR (2) NDV

TYPE OF DATA α OR ϕ SCHEDULES

$\alpha A = 1° \rightarrow 29°$ ($\Delta\alpha = 1°$), $\phi A = 0° \rightarrow 90°$ ($\Delta\phi = 2°$) RXA300 SERIES (AEDC TF368)

$\alpha B = 25° \rightarrow 46°$ ($\Delta\alpha = 2°$),

TABLE 4. (Concluded)

TEST : MDAC S261/AEDC VA52 & TF368 — DATA SET/RUN NUMBER COLLATION SUMMARY — DATE : 10-15-74

DATA SET IDENTIFIER	CONFIGURATION	SCHD. PARAMETERS/VALUES ϕ	α	AR	C_T/C_R	C_R	b_T	NO. OF RUNS	MACH NUMBERS (OR ALTERNATE INDEPENDENT VARIABLE) 0.8	1.0	1.2	1.76	2.00	2.50	3.01				TEST RUN NUMBERS
RXA337	B1T31	A	40	0.5	0.5	10	1.9	3	68	57	61								
338	B1T31		45	0.5	0.5	10	1.9		69	58	60								
339	B2T15		45	1	0.5	5	1.9		209	212	213								
340	B3T15		30						236	239	242								
341	B3T15		45						237	240	243								
342	B4T15		30						248	249	252								

"R" DATA	CNP	CLMP	CA	CYP	CYNP	CBL	XCP/D	ALPHA/PHI	MACH	ALPHA/PHI	8
"S,T,U,V" DATA	CNT	CLMHT	CLMRT	XCP/DT	YCP/DT	ALPHA/PHI			MACH	ALPHA/PHI	6

"R" DATA = MAIN BALANCE, "S, T, U, V" DATA = FINS 1, 2, 3, 4 DATA, RESPECTIVELY

TYPE OF DATA		IDVAR (1)	IDVAR (2)	NDV
α OR ϕ SCHEDULES	$\alpha A = 1° \rightarrow 29°$ ($\Delta\alpha = 1°$), $\phi A = 0° \rightarrow 90°$ ($\Delta\phi = 2°$) RXA300 SERIES (AEDC TF368)			
	$\alpha B = 25° \rightarrow 46°$ ($\Delta\alpha = 2°$),			

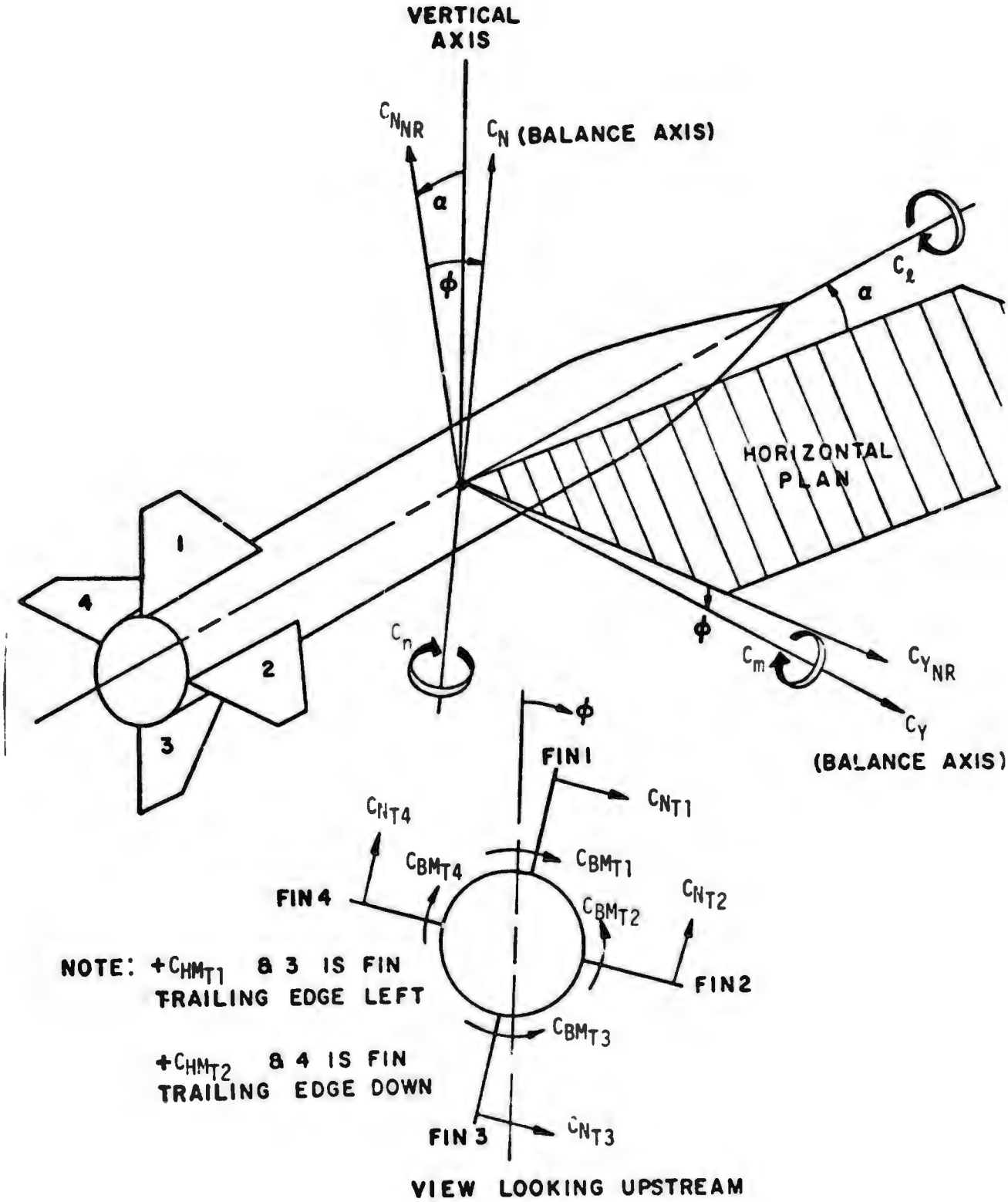

FIGURE 1. MODEL AND FIN SIGN CONVENTION



A. CONFIGURATION B1, $\alpha = 0°$

FIGURE 2. TUNNEL A MODEL INSTALLATION PHOTOGRAPHS



B. CONFIGURATION B1T15, $\alpha \approx 0°$
FIGURE 2. CONTINUED.



C. CONFIGURATION B1T15, $\alpha \approx 42°$

FIGURE 2. CONCLUDED.

PLOTTED DATA

Tabulations of the plotted data and corresponding source data are available from Data Management Services Operations.

DATA SET	SYMBOL	CONFIGURATION DESCRIPTION	PHI	LAMBDA
(1XA023)	○	MDAC 261/AEDC 52 BODY-TAIL. B1T11	.000	1.000
(1XA053)	□	MDAC 261/AEDC 52 BODY-TAIL. B1T13	.000	.500
(1XA080)	◇	MDAC 261/AEDC 52 BODY-TAIL. B1T14	.000	.000
(1XA108)	△	MDAC 261/AEDC 52 BODY-TAIL. B1T15	.000	.500
(1XA137)	◁	MDAC 261/AEDC 52 BODY-TAIL. B1T23	.000	.500
(1XA166)	D	MDAC 261/AEDC 52 BODY-TAIL. B1T31	.000	.500

REFERENCE INFORMATION

SREF	11.0450	SQ.IN.
LREF	3.7500	IN.
BREF	3.7500	IN.
XMRP	24.0000	IN.
YMRP	.0000	IN.
ZMRP	.0000	IN.
SCALE	.0000	

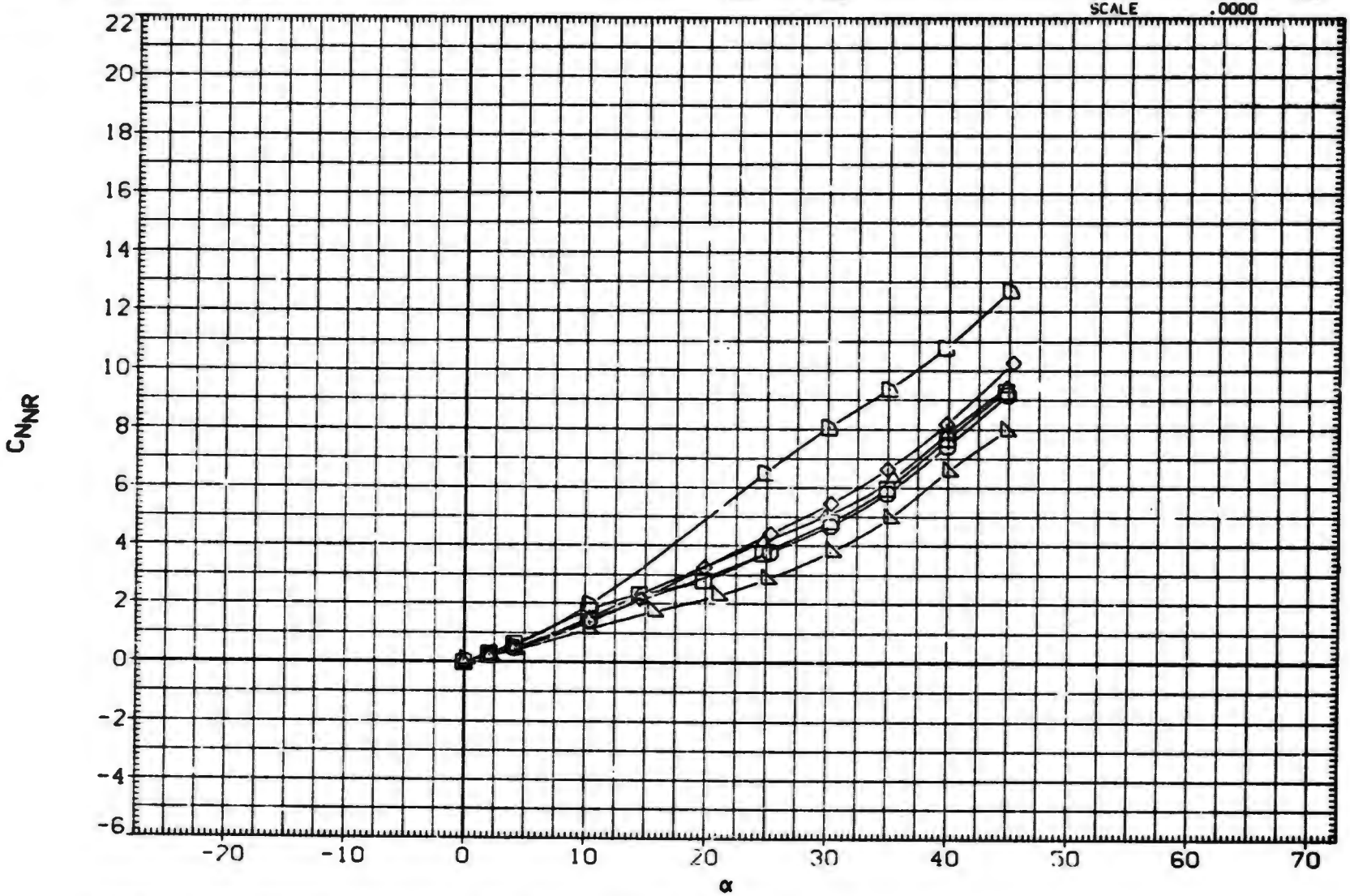

EFFECT OF CONFIGURATION ON AERODYNAMIC FORCES

(A)MACH = .80

DATA SET	SYMBOL	CONFIGURATION DESCRIPTION	PHI	LAMBDA
(1XA023)	○	MDAC 261/AEDC 52 BODY-TAIL. B1T11	.000	1.000
(1XA053)	□	MDAC 261/AEDC 52 BODY-TAIL. B1T13	.000	.500
(1XA080)	◇	MDAC 261/AEDC 52 BODY-TAIL. B1T14	.000	.000
(1XA108)	△	MDAC 261/AEDC 52 BODY-TAIL. B1T15	.000	.500
(1XA137)	◺	MDAC 261/AEDC 52 BODY-TAIL. B1T23	.000	.500
(1XA166)	D	MDAC 261/AEDC 52 BODY-TAIL. B1T31	.000	.500

REFERENCE INFORMATION		
SREF	11.0450	SQ. IN.
LREF	3.7500	IN.
BREF	3.7500	IN.
XMRP	24.0000	IN.
YMRP	.0000	IN.
ZMRP	.0000	IN.
SCALE	.0000	

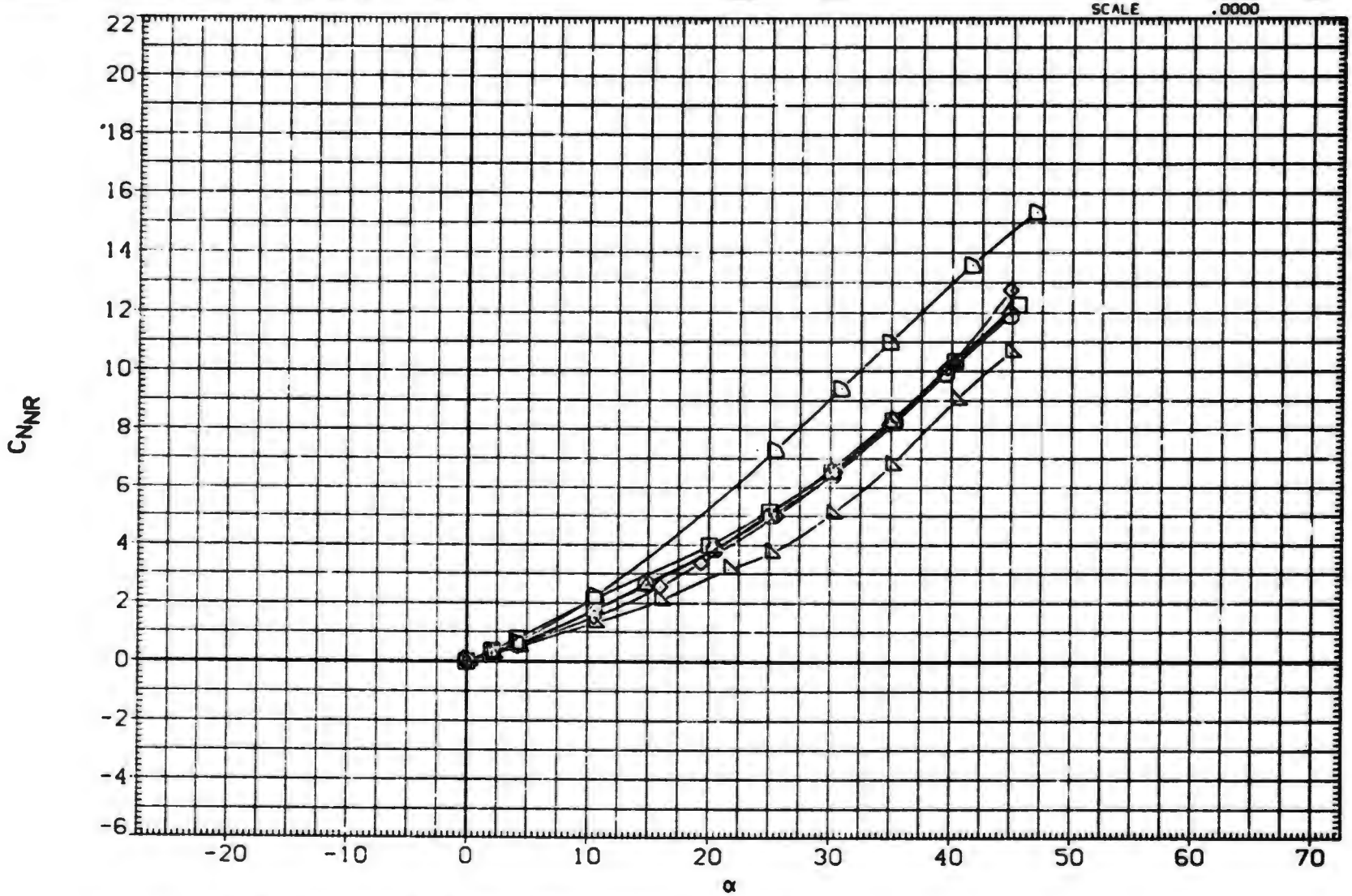

EFFECT OF CONFIGURATION ON AERODYNAMIC FORCES

(B)MACH = 1.00

DATA SET	SYMBOL	CONFIGURATION DESCRIPTION	H	LAMBDA
(1XA023)	○	MDAC 261/AEDC 52 BODY-TAIL. B1T11	.000	1.000
(1XA053)	□	MDAC 261/AEDC 52 BODY-TAIL. B1T13	.000	.500
(1XA080)	◇	MDAC 261/AEDC 52 BODY-TAIL. B1T14	.000	.000
(1XA108)	⋈	MDAC 261/AEDC 52 BODY-TAIL. B1T15	.000	.500
(1XA137)	◁	MDAC 261/AEDC 52 BODY-TAIL. B1T23	.000	.500
(1XA166)	▷	MDAC 261/AEDC 52 BODY-TAIL. B1T31	.000	.500

REFERENCE INFORMATION

SREF	11.0450	SQ. IN.
LREF	3.7500	IN.
PREF	3.7500	IN.
XMRP	24.0000	IN.
YMRP	.0000	IN.
ZMRP	.0000	IN.
SCALE	.0000	

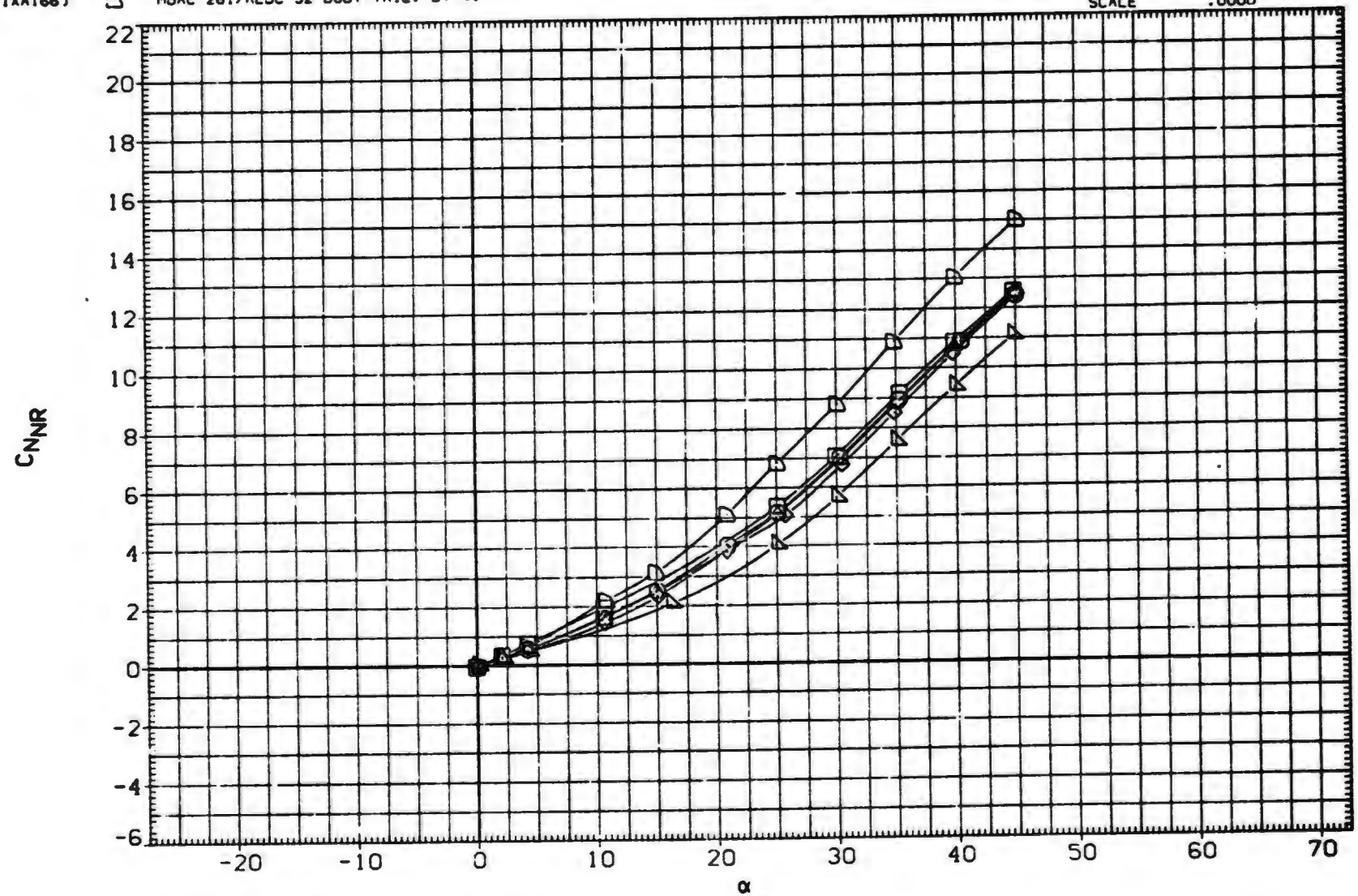

EFFECT OF CONFIGURATION ON AERODYNAMIC FORCES

(C)MACH = 1.20

DATA SET	SYMBOL	CONFIGURATION DESCRIPTION	PHI	LAMBDA
(1XA023)	○	MDAC 261/AEDC 52 BODY-TAIL. B1T11	.000	1.000
(1XA053)	□	MDAC 261/AEDC 52 BODY-TAIL. B1T13	.000	.500
(1XA080)	◇	MDAC 261/AEDC 52 BODY-TAIL. B1T14	.000	.000
(1XA108)	△	MDAC 261/AEDC 52 BODY-TAIL. B1T15	.000	.500
(1XA137)	◺	MDAC 261/AEDC 32 BODY-TAIL. B1T23	.000	.500
(1XA166)	D	MDAC 261/AEDC 52 BODY-TAIL. B1T31	.000	.500

REFERENCE INFORMATION

SREF	11.0450	SQ. IN.
LREF	3.7500	IN.
CREF	3.7500	IN.
XMRP	24.0000	IN.
YMRP	.0000	IN.
ZMRP	.0000	IN.
SCALE	.0000	

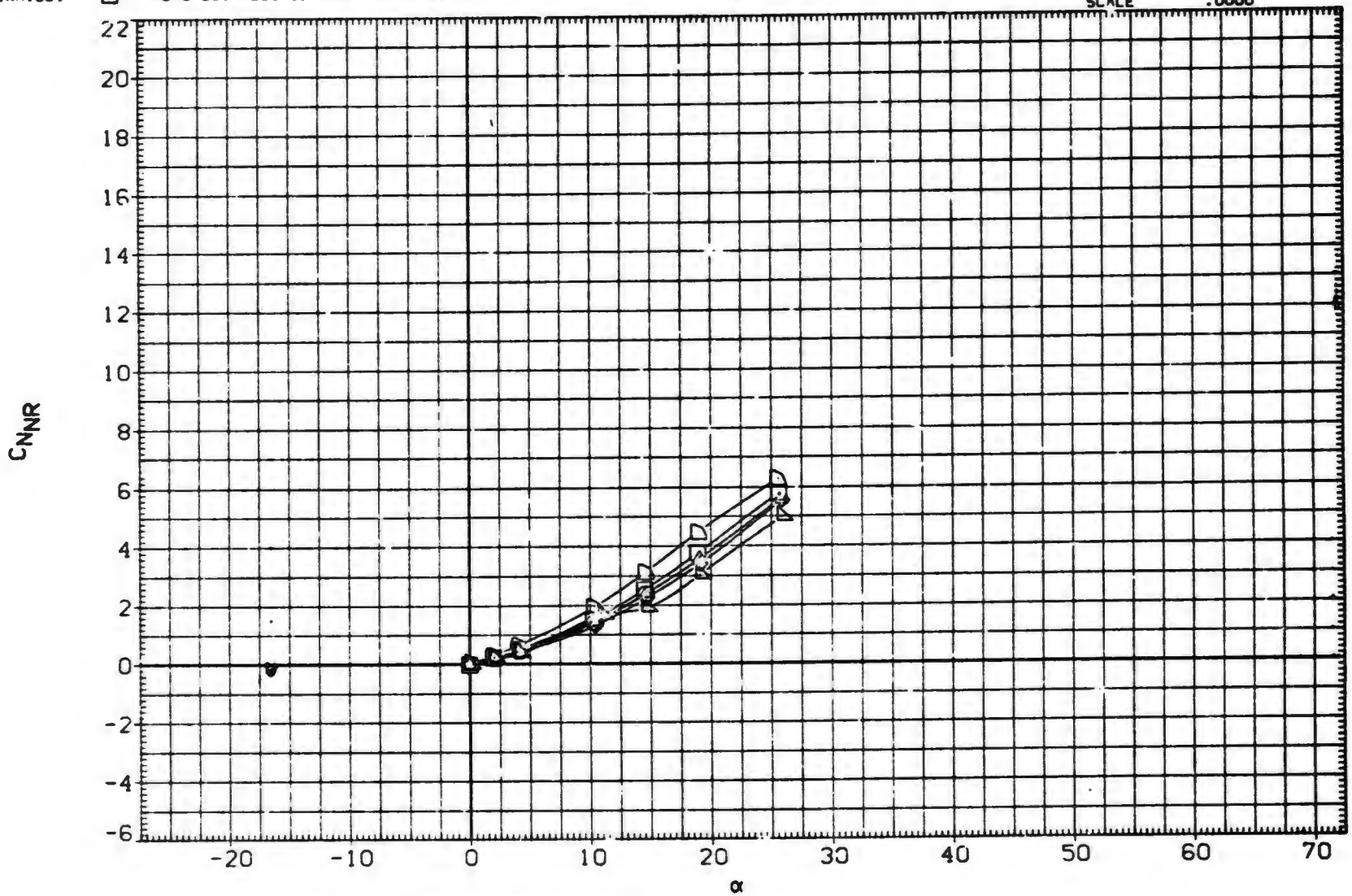

EFFECT OF CONFIGURATION ON AERODYNAMIC FORCES

(D)MACH = 1.76

DATA SET	SYMBOL	CONFIGURATION DESCRIPTION	PHI	LAMBDA
(1XA023)	○	MDAC 261/AEDC 52 BODY-TAIL. BITI1	.000	1.000
(1XA053)	□	MDAC 261/AEDC 52 BODY-TAIL. BITI3	.000	.500
(1XA080)	◇	MDAC 261/AEDC 52 BODY-TAIL. BITI4	.000	.000
(1XA100)	△	MDAC 261/AEDC 52 BODY-TAIL. BITI5	.000	.500
(1XA137)	◺	MDAC 261/AEDC 52 BODY-TAIL. BITI23	.000	.500
(1XA166)	D	MDAC 261/AEDC 52 BODY-TAIL. BITI31	.000	.500

REFERENCE INFORMATION

SREF	11.0450	SQ. IN.
LREF	3.7500	IN.
BREF	3.7500	IN.
XMRP	24.0000	IN.
YMRP	.0000	IN.
ZMRP	.0000	IN.
SCALE	.0000	

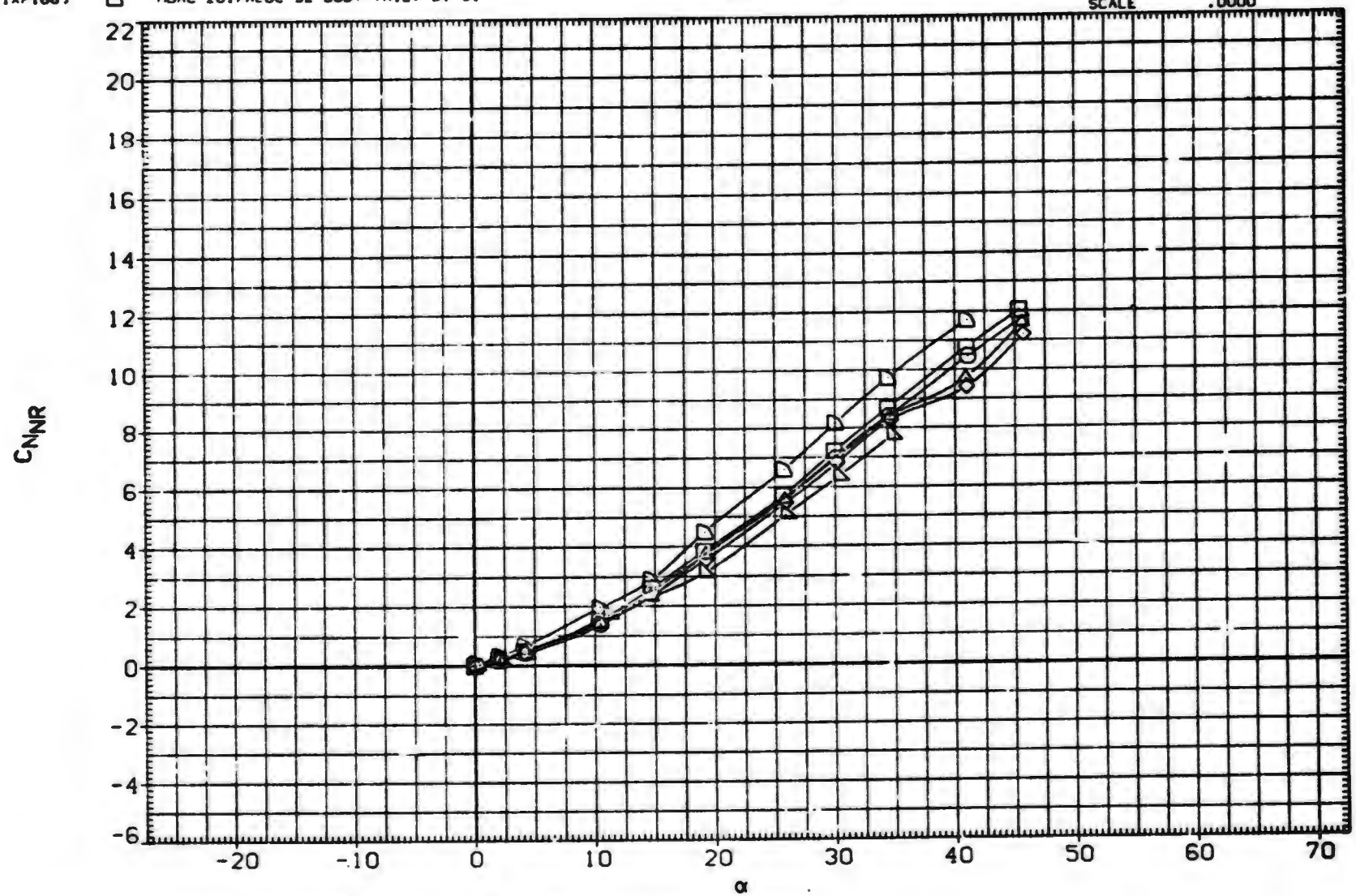

EFFECT OF CONFIGURATION ON AERODYNAMIC FORCES

(E)MACH = 2.00

DATA SET	SYMBOL	CONFIGURATION DESCRIPTION	TH:	LAMBDA
(1XA023)	○	MDAC 261/AEDC 52 BODY-TAIL. B1T11	.000	1.000
(1XA053)	□	MDAC 261/AEDC 52 BODY-TAIL. B1T13	.000	.500
(1XA080)	◇	MDAC 261/AEDC 52 BODY-TAIL. B1T14	.000	.000
(1XA108)	◁	MDAC 261/AEDC 52 BODY-TAIL. B1T15	.000	.500
(1XA137)	◁	MDAC 261/AEDC 52 BODY-TAIL. B1T23	.000	.500
(1XA166)	D	MDAC 261/AEDC 52 BODY-TAIL. B1T31	.000	.500

REFERENCE INFORMATION

SREF	11.0450	SQ. IN.
LREF	3.7500	IN.
BREF	3.7500	IN.
XMRP	24.0000	IN.
YMRP	.0000	IN.
ZMRP	.0000	IN.
SCALE	.0000	

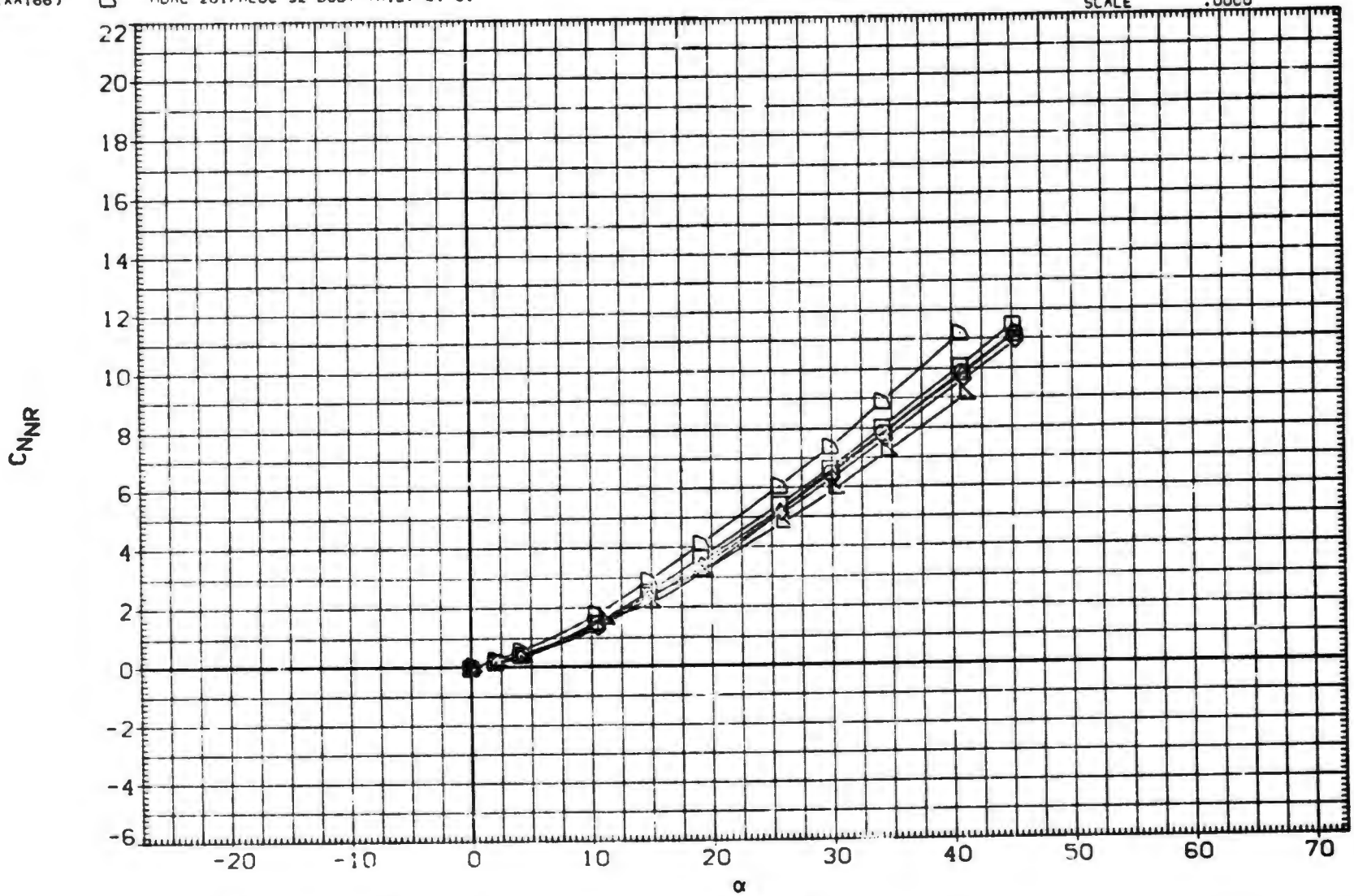

EFFECT OF CONFIGURATION ON AERODYNAMIC FORCES

(F)MACH = 2.50

DATA SET	SYMBOL	CONFIGURATION DESCRIPTION	PHI	LAMBDA
(1XA023)	○	MDAC 261/AEDC 52 BODY-TAIL. B1T11	.000	1.000
(1XA053)	□	MDAC 261/AEDC 52 BODY-TAIL. B1T13	.000	.500
(1XA080)	◇	MDAC 261/AEDC 52 BODY-TAIL. B1T14	.000	.000
(1XA108)	△	MDAC 261/AEDC 52 BODY-TAIL. B1T15	.000	.500
(1XA137)	◺	MDAC 261/AEDC 52 BODY-TAIL. B1T23	.500	.500
(1XA166)	D	MDAC 261/AEDC 32 BODY-TAIL. B'T31	.000	.500

REFERENCE INFORMATION

SREF	11.0450	SQ. IN.
LREF	3.7500	IN.
BREF	3.7500	IN.
XMRP	24.0000	IN.
YMRP	.0000	IN.
ZMRP	.0000	IN.
SCALE	.0000	

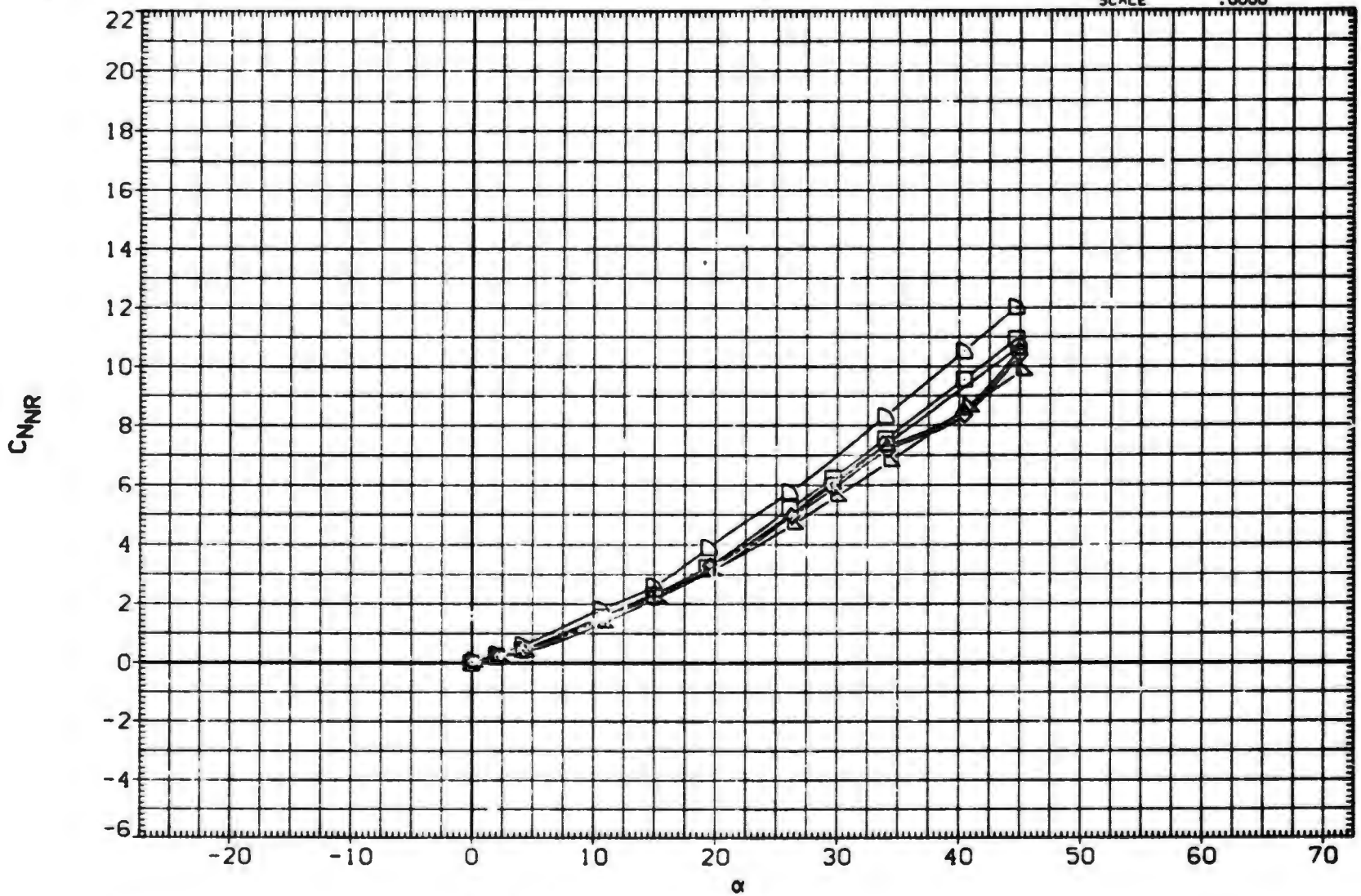

EFFECT OF CONFIGURATION ON AERODYNAMIC FORCES

(G)MACH = 3.01

DATA SET	SYMBOL	CONFIGURATION DESCRIPTION	PHI	LAMBDA
(1xA023)	○	MDAC 261/AEDC 52 BODY-TAIL. BIT11	.000	1.000
(1xA053)	□	MDAC 261/AEDC 52 BODY-TAIL. BIT13	.000	.500
(1xA080)	◇	MDAC 261/AEDC 52 BODY-TAIL. BIT14	.000	.000
(1xA108)	◁	MDAC 261/AEDC 52 BODY-TAIL. BIT15	.000	.500
(1xA137)	◺	MDAC 261/AEDC 52 BODY TAIL. BIT23	.000	.500
(1xA166)	[illegible]	MDAC 261/AEDC 52 BODY TAIL. BIT31	.000	.500

REFERENCE INFORMATION		
SREF	11.0450	SQ. IN.
LREF	3.7500	IN.
BREF	3.7500	IN.
XMRP	24.0000	IN.
YMRP	.0000	IN.
ZMRP	.0000	IN.
SCALE	.0000	

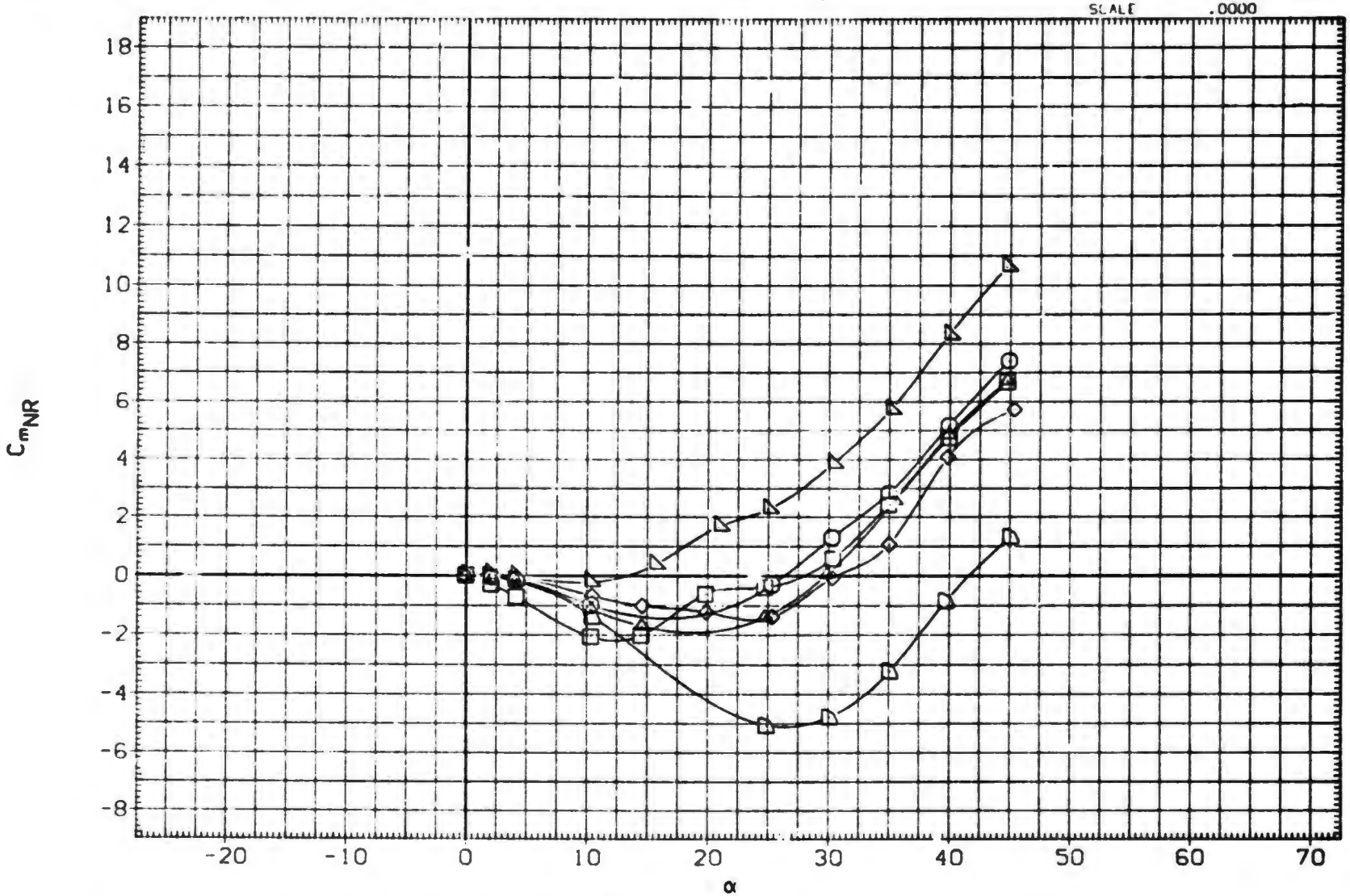

EFFECT OF CONFIGURATION ON AERODYNAMIC FORCES

(A)MACH = .80

DATA SET	SYMBOL	CONFIGURATION DESCRIPTION	PHI	LAMBDA
(1XA023)	○	MDAC 261/AEDC 52 BODY-TAIL. BIT11	.000	1.000
(1XA053)	□	MDAC 261/AEDC 52 BODY-TAIL. BIT13	.000	.500
(1XA080)	◇	MDAC 261/AEDC 52 BODY-TAIL. BIT14	.000	.000
(1XA108)	◁	MDAC 261/AEDC 52 BODY-TAIL. BIT15	.000	.500
(1XA137)	◁	MDAC 261/AEDC 52 BODY-TAIL. BIT23	.000	.500
(1XA166)	◁	MDAC 261/AEDC 52 BODY-TAIL. BIT31	.000	.500

REFERENCE INFORMATION

SREF	11.0450	SQ.IN.
LREF	3.7500	IN.
BREF	3.7500	IN.
XMRP	24.0000	IN.
YMRP	.0000	IN.
ZMRP	.0000	IN.
SCALE	.0000	

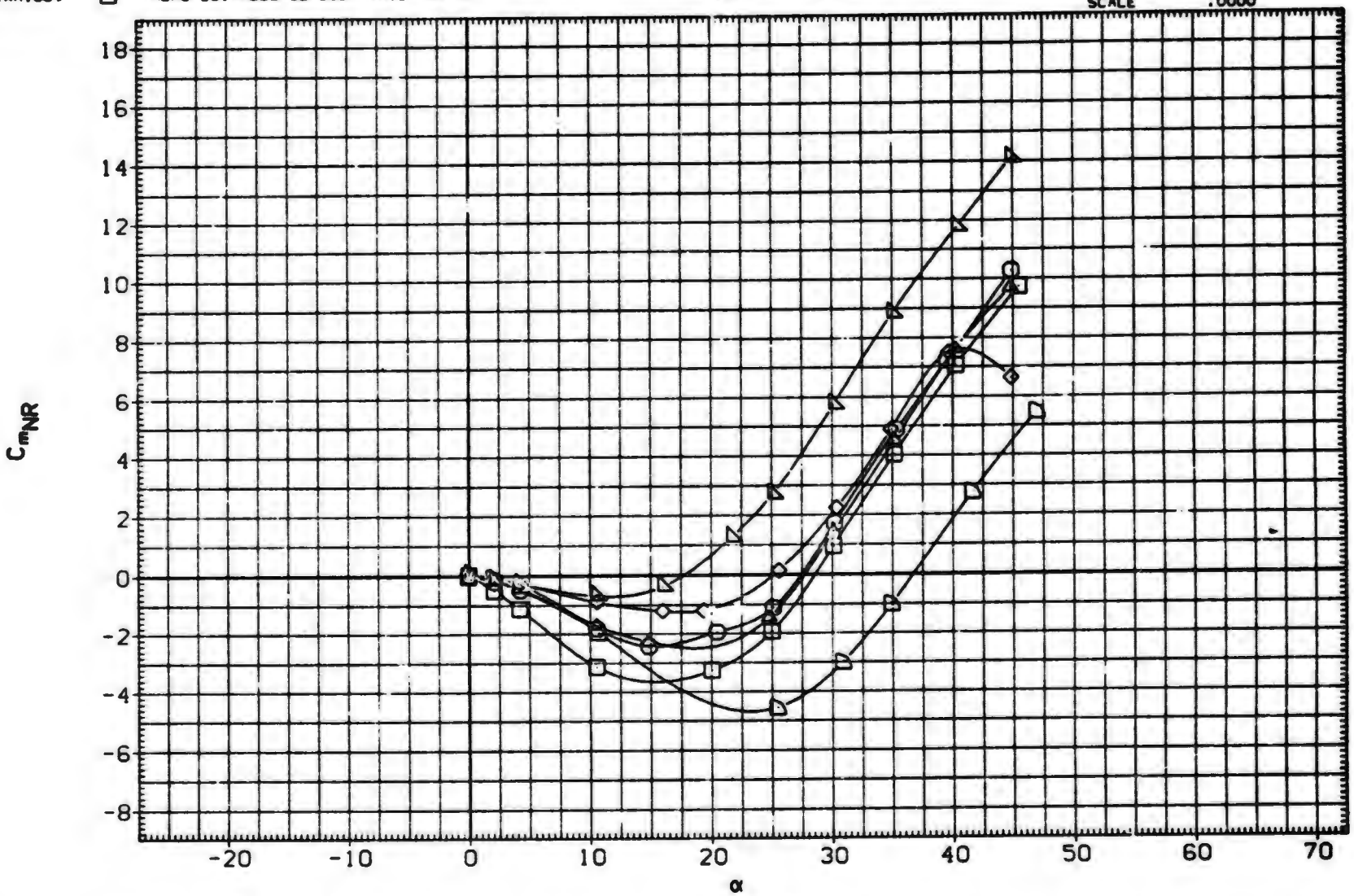

EFFECT OF CONFIGURATION ON AERODYNAMIC FORCES

(B)MACH = 1.00

DATA SET	SYMBOL	CONFIGURATION DESCRIPTION	PHI	LAMBDA
(1XA023)	○	MDAC 261/AEDC 52 BODY-TAIL. BIT11	.000	1.000
(1XA053)	□	MDAC 261/AEDC 52 BODY-TAIL. BIT13	.000	.500
(1XA080)	◇	MDAC 261/AEDC 52 BODY-TAIL. BIT14	.000	.000
(1XA108)	△	MDAC 261/AEDC 52 BODY-TAIL. BIT15	.000	.500
(1XA137)	◺	MDAC 261/AEDC 52 BODY-TAIL. BIT23	.000	.500
(1XA166)	◻	MDAC 261/AEDC 52 BODY-TAIL. BIT31	.000	.500

REFERENCE INFORMATION

SREF	11.0450	SQ. IN.
LREF	3.7500	IN.
BREF	3.7500	IN.
XMRP	24.0000	IN.
YMRP	.0000	IN.
ZMRP	.0000	IN.
SCALE	.0000	

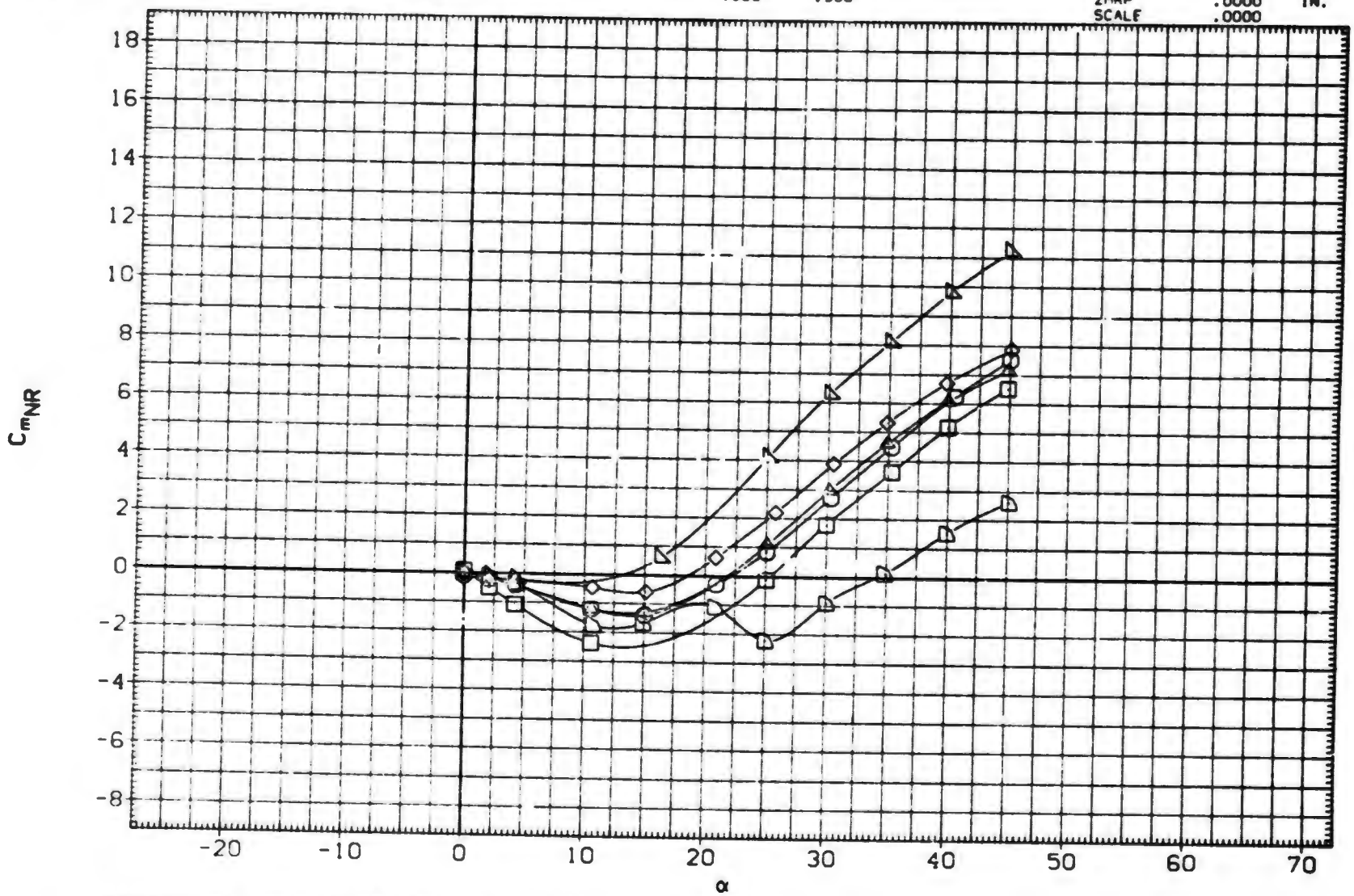

EFFECT OF CONFIGURATION ON AERODYNAMIC FORCES

(C)MACH = 1.20

DATA SET	SYMBOL	CONFIGURATION DESCRIPTION	F-H	LAMBDA
(1XA023)	○	MDAC 261/AEDC 52 BODY-TAIL. B1T11	.000	1.000
(1XA053)	□	MDAC 261/AEDC 52 BODY-TAIL. B1T13	.000	.500
(1XA080)	◇	MDAC 261/AEDC 52 BODY-TAIL. B1T14	.000	.000
(1XA108)	△	MDAC 261/AEDC 52 BODY-TAIL. B1T15	.000	.500
(1XA137)	◁	MDAC 261/AEDC 52 BODY-TAIL. B1T23	.000	.500
(1XA166)	▷	MDAC 261/AEDC 52 BODY-TAIL. B1T31	.000	.500

REFERENCE INFORMATION

SREF	11.0450	SQ. IN.
LREF	3.7500	IN.
BREF	3.7500	IN.
XMRP	24.0000	IN.
YMRP	.0000	IN.
ZMRP	.0000	IN.
SCALE	.0000	

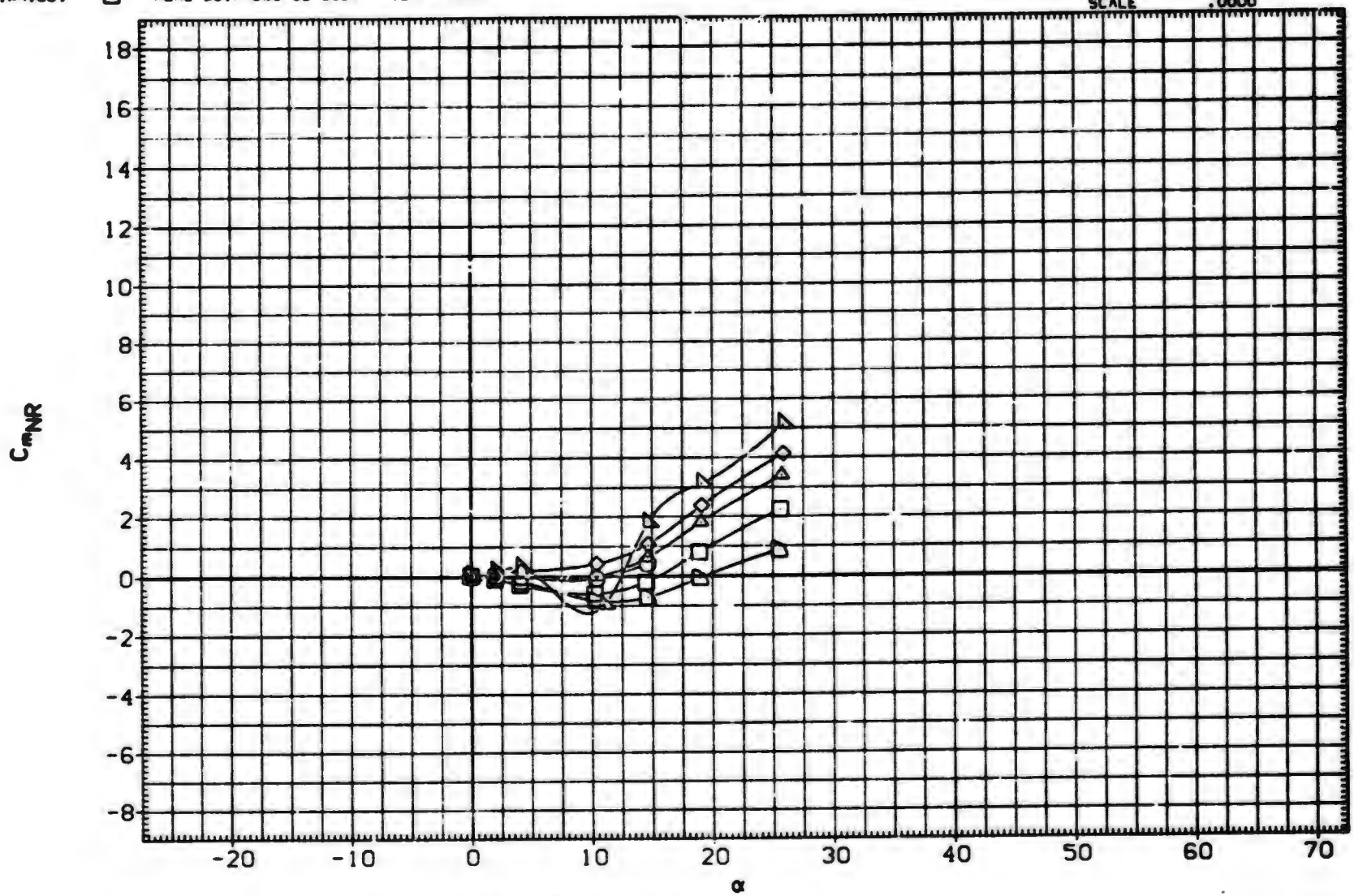

EFFECT OF CONFIGURATION ON AERODYNAMIC FORCES

(D)MACH = 1.76

DATA SET	SYMBOL	CONFIGURATION DESCRIPTION	PHI	LAMBDA
(1XA023)	○	MDAC 261/AEDC 52 BODY-TAIL. B1T11	.000	1.000
(1XA053)	□	MDAC 261/AEDC 52 BODY-TAIL. B1T13	.000	.500
(1XA080)	◇	MDAC 261/AEDC 52 BODY-TAIL. B1T14	.000	.000
(1XA108)	△	MDAC 261/AEDC 52 BODY-TAIL. B1T15	.000	.500
(1XA137)	◁	MDAC 261/AEDC 52 BODY-TAIL. B1T23	.000	.500
(1XA166)	▷	MDAC 261/AEDC 52 BODY-TAIL. B1T31	.000	.500

REFERENCE INFORMATION

SREF	11.0450	SQ. IN.
LREF	3.7500	IN.
BREF	3.7500	IN.
XMRP	24.0000	IN.
YMRP	.0000	IN.
ZMRP	.0000	IN.
SCALE	.0000	

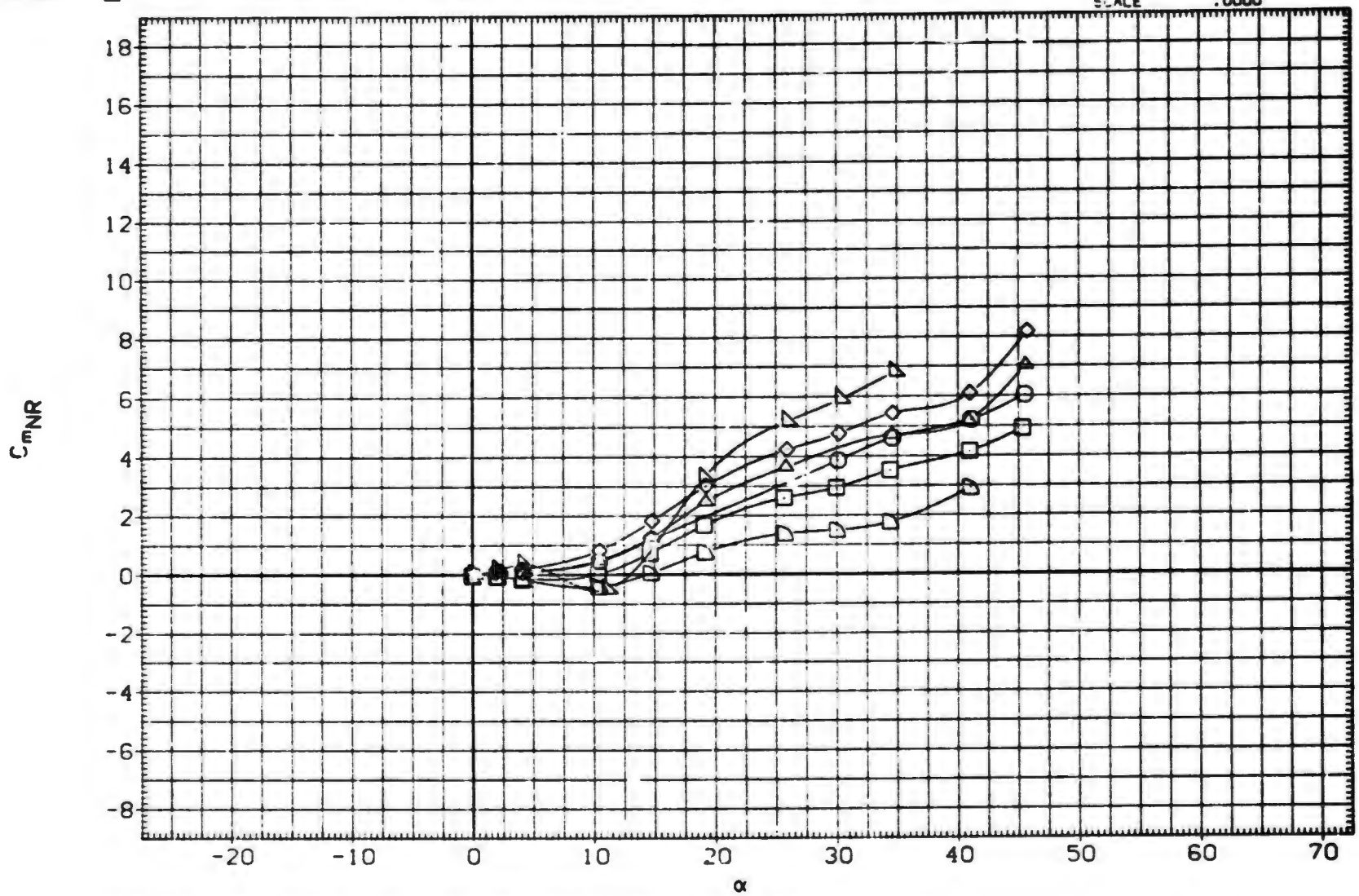

EFFECT OF CONFIGURATION ON AERODYNAMIC FORCES

(E)MACH = 2.00

DATA SET	SYMBOL	CONFIGURATION DESCRIPTION	PHI	LAMBDA
(1XA023)	○	MDAC 261/AEDC 52 BODY-TAIL. B1T11	.000	1.000
(1XA053)	□	MDAC 261/AEDC 52 BODY-TAIL. B1T13	.000	.500
(1XA080)	◇	MDAC 261/AEDC 52 BODY-TAIL. B1T14	.000	.000
(1XA108)	◁	MDAC 261/AEDC 52 BODY-TAIL. B1T15	.000	.500
(1XA137)	△	MDAC 261/AEDC 52 BODY-TAIL. B1T23	.000	.500
(1XA166)	D	MDAC 261/AEDC 52 BODY-TAIL. B1T31	.000	.500

REFERENCE INFORMATION

SREF	11.0450	SQ.IN.
LREF	3.7500	IN.
BREF	3.7500	IN.
XMRP	24.0000	IN.
YMRP	.0000	IN.
ZMRP	.0000	IN.
SCALE	.0000	

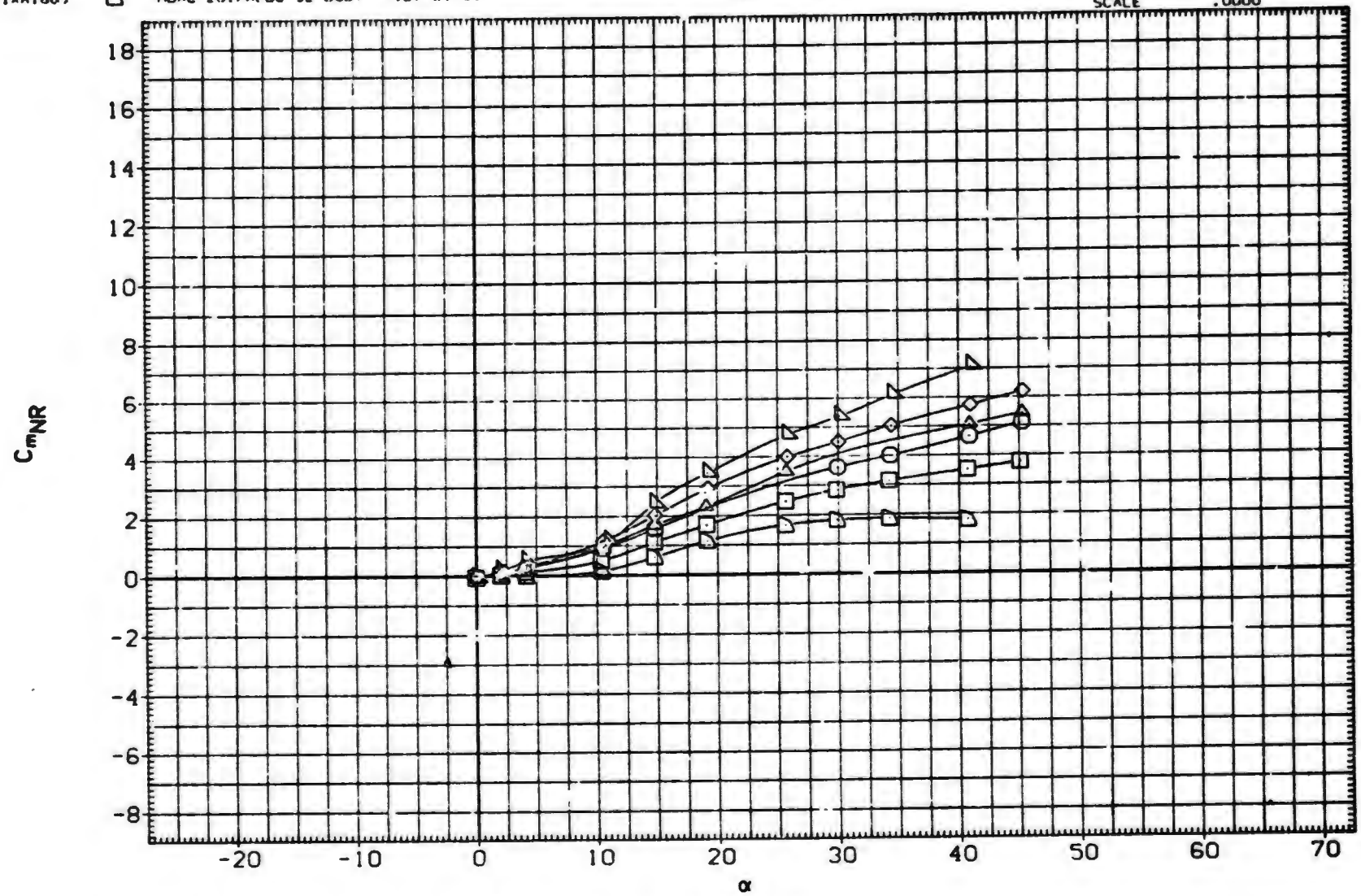

EFFECT OF CONFIGURATION ON AERODYNAMIC FORCES

(F)MACH = 2.50

DATA SET	SYMBOL	CONFIGURATION DESCRIPTION	PHI	LAMBDA
(1XA023)	○	MDAC 261/AEDC 52 BODY-TAIL. B1T11	.000	1.000
(1XA053)	□	MDAC 261/AEDC 52 BODY-TAIL. B1T13	.000	.500
(1XA080)	◇	MDAC 261/AEDC 52 BODY-TAIL. B1T14	.000	.000
(1XA108)	△	MDAC 261/AEDC 52 BODY-TAIL. B1T15	.000	.500
(1XA137)	◺	MDAC 261/AEDC 52 BODY-TAIL. B1T23	.000	.500
(1XA166)	◸	MDAC 261/AEDC 52 BODY-TAIL. B1T31	.000	.500

REFERENCE INFORMATION

SREF	11.0450	SQ.IN.
LREF	3.7500	IN.
BREF	3.7500	IN.
XMRP	24.0000	IN.
YMRP	.0000	IN.
ZMRP	.0000	IN.
SCALE	.0000	

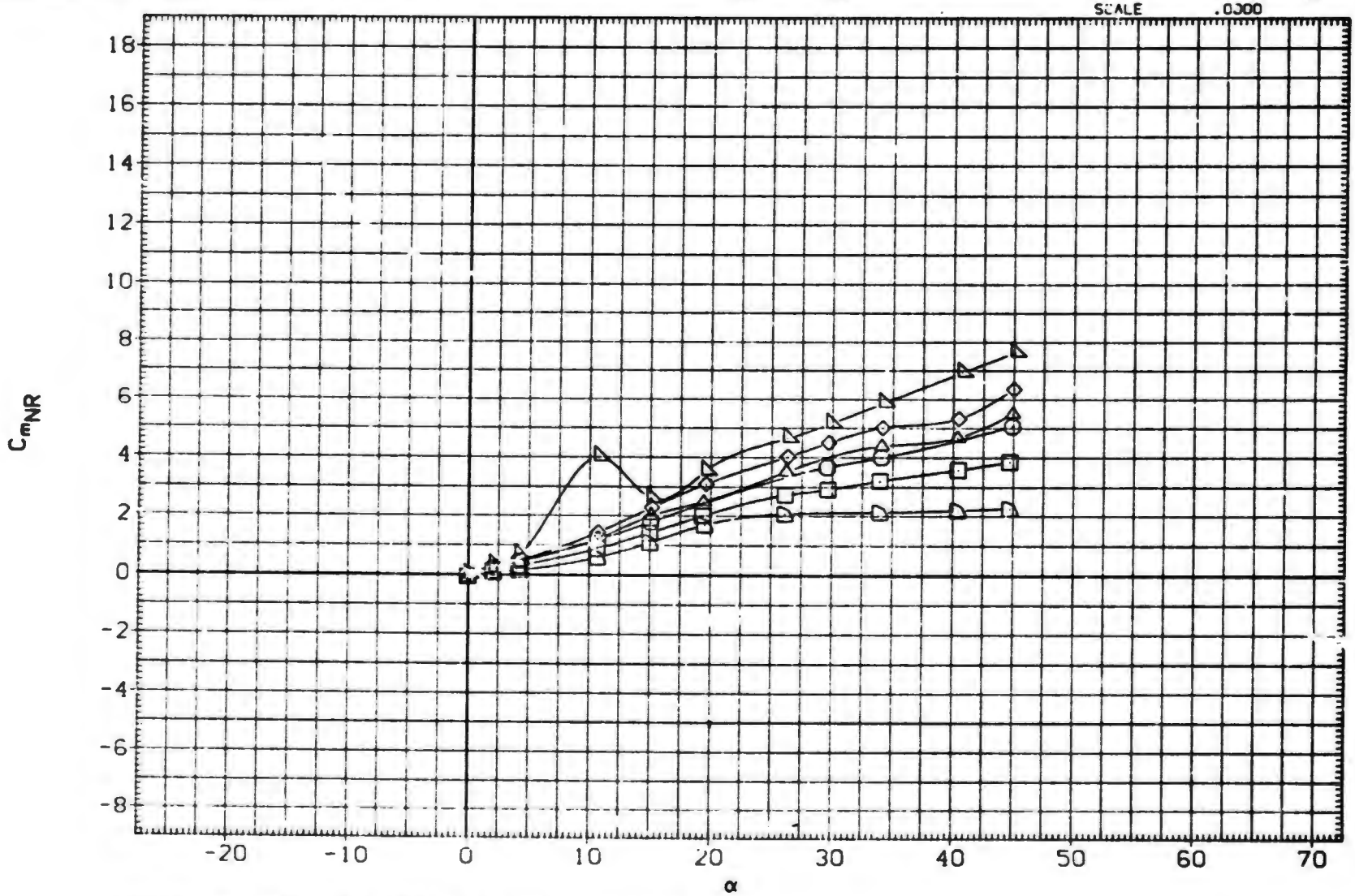

EFFECT OF CONFIGURATION ON AERODYNAMIC FORCES

(G)MACH = 3.01

(AXA001) MDAC 261/AEDC 52 BODY ALONE, B1

SYMBOL	MACH	PARAMETRIC VALUES			
○	.804	PHI	.000	A.R.	.000
□	1.014	LAMBDA	.000	RT.CRD	.000
◇	1.165	SEMSPN	.000	AREA	.000
△	1.760				

REFERENCE INFORMATION

SREF	11.0450	SQ. IN.
LREF	3.7500	IN.
BREF	3.7500	IN.
XMRP	24.0000	IN.
YMRP	.0000	IN.
ZMRP	.0000	IN.
SCALE	.0000	

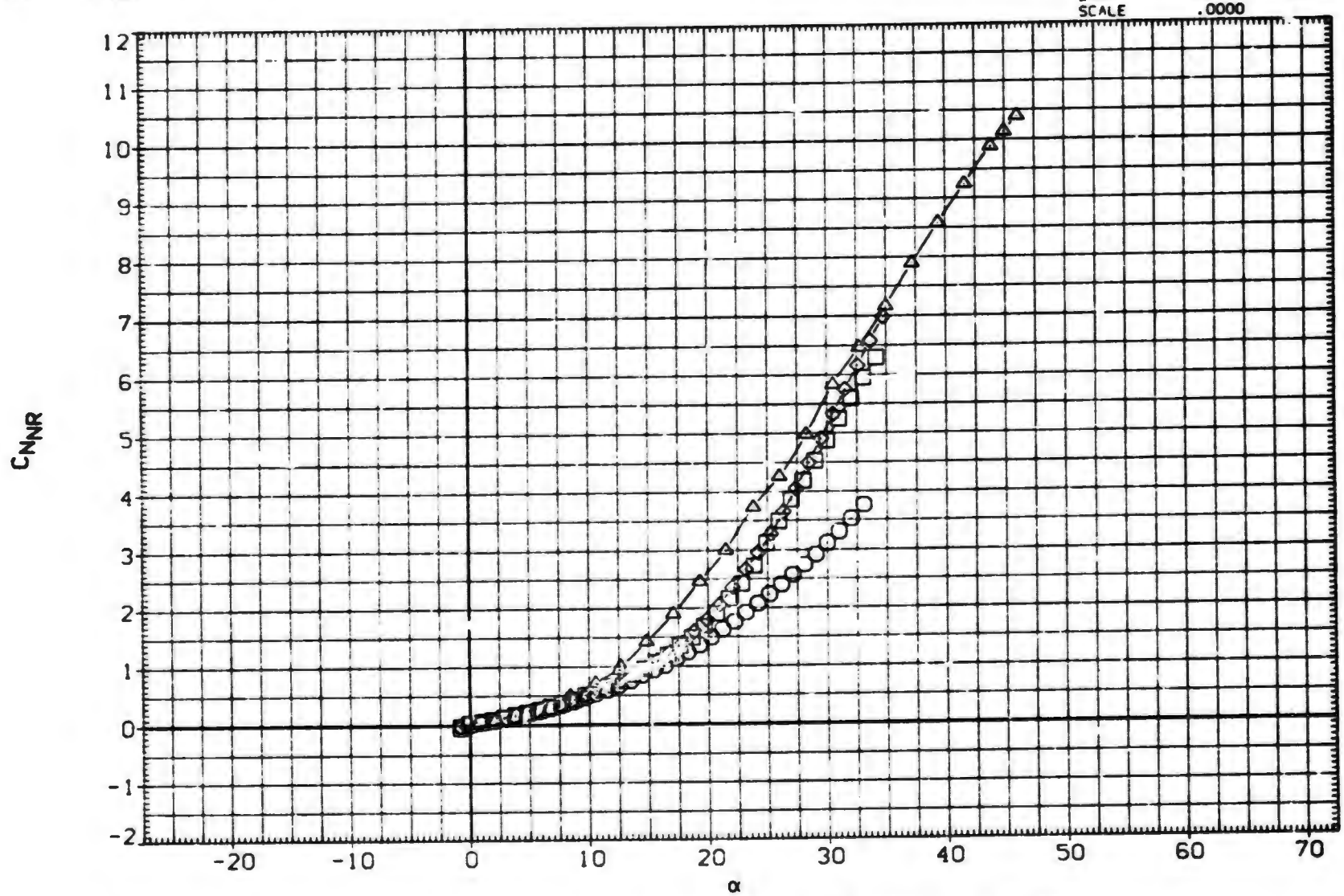

EFFECT OF MACH NUMBER ON BODY ALONE AERODYNAMIC CHARACTERISTICS

(AXA001) MDAC 261/AEDC 52 BODY ALONE. B1

SYMBOL	MACH	PARAMETRIC VALUES			
○	2.000	PHI	.000	A.R.	.000
□	2.500	LAMBDA	.000	RT.CRD	.000
◇	3.020	SEMSPN	.000	AREA	.000

REFERENCE INFORMATION

SREF	11.0450	SQ.IN.
LREF	3.7500	IN.
BREF	3.7500	IN.
XMRP	24.0000	IN.
YMRP	.0000	IN.
ZMRP	.0000	IN.
SCALE	.0000	

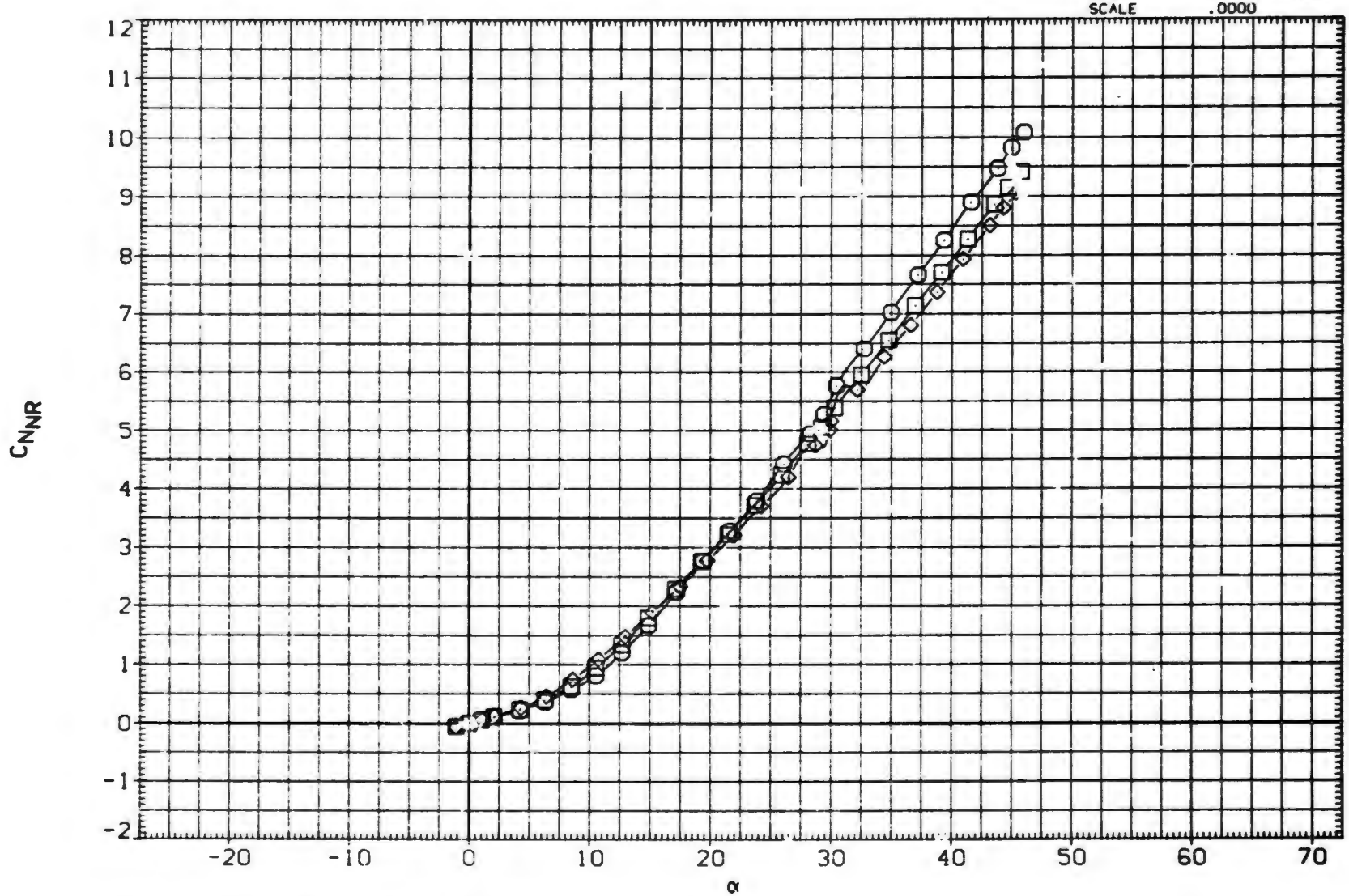

EFFECT OF MACH NUMBER ON BODY ALONE AERODYNAMIC CHARACTERISTICS

(AXA001) MDAC 261/AEDC 52 BODY ALONE. B1

SYMBOL	MACH	PARAMETRIC VALUES			
○	.804	PHI	.000	A.R.	.000
□	1.014	LAMBDA	.000	RT.CRD	.000
◇	1.165	SEMSPN	.000	AREA	.000
△	1.760				

REFERENCE INFORMATION

SREF	11.0450	SQ. IN.
LREF	3.7500	IN.
BREF	3.7500	IN.
XMRP	24.0000	IN.
YMRP	.0000	IN.
ZMRP	.0000	IN.
SCALE	.0000	

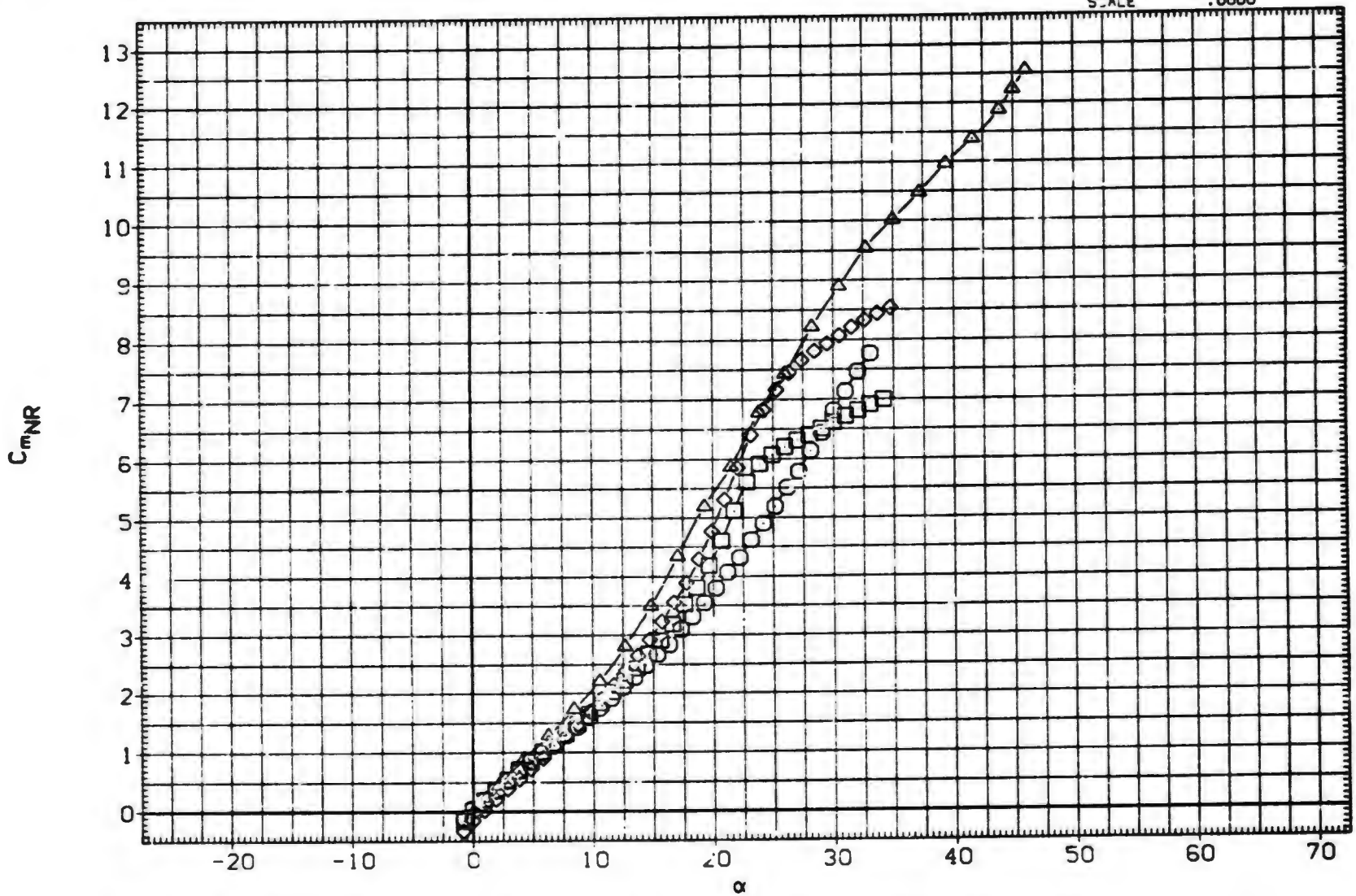

EFFECT OF MACH NUMBER ON BODY ALONE AERODYNAMIC CHARACTERISTICS

(AXA001) MDAC 261/AEDC 52 BODY ALONE, B1

SYMBOL	MACH	PARAMETRIC VALUES			
○	2.000	PHI	.000	A.R.	.000
□	2.500	LAMBDA	.000	RT.CRD	.000
◇	3.020	SEMSPN	.000	AREA	.000

REFERENCE INFORMATION

SREF	11.0450	SQ.IN.
LREF	3.7500	IN.
BREF	3.7500	IN.
XMRP	24.0000	IN.
YMRP	.0000	IN.
ZMRP	.0000	IN.
SCALE	.0000	

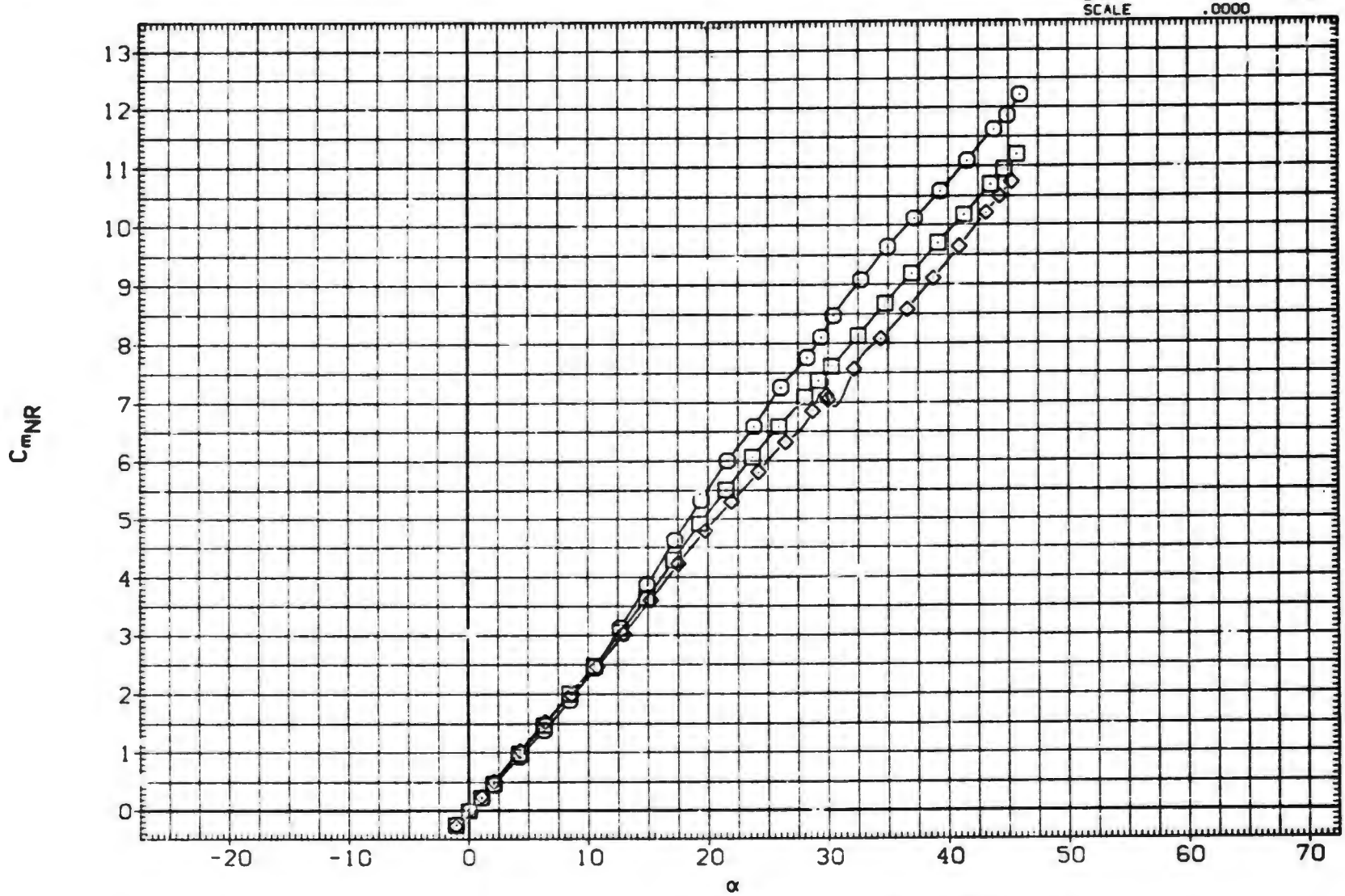

EFFECT OF MACH NUMBER ON BODY ALONE AERODYNAMIC CHARACTERISTICS

(AXA001) MDAC 261/AEDC 52 BODY ALONE, B1

SYMBOL	MACH
○	.804
□	1.014
◇	1.165
△	1.760

PARAMETRIC VALUES

PHI	.000	A.R.	.000
LAMBDA	.000	RT.CRD	.000
SEMSPN	.000	AREA	.000

REFERENCE INFORMATION

SREF	11.0450	SQ. IN.
LREF	3.7500	IN.
BREF	3.7500	IN.
XMRP	24.0000	IN.
YMRP	.0000	IN.
ZMRP	.0000	IN.
SCALE	.0000	

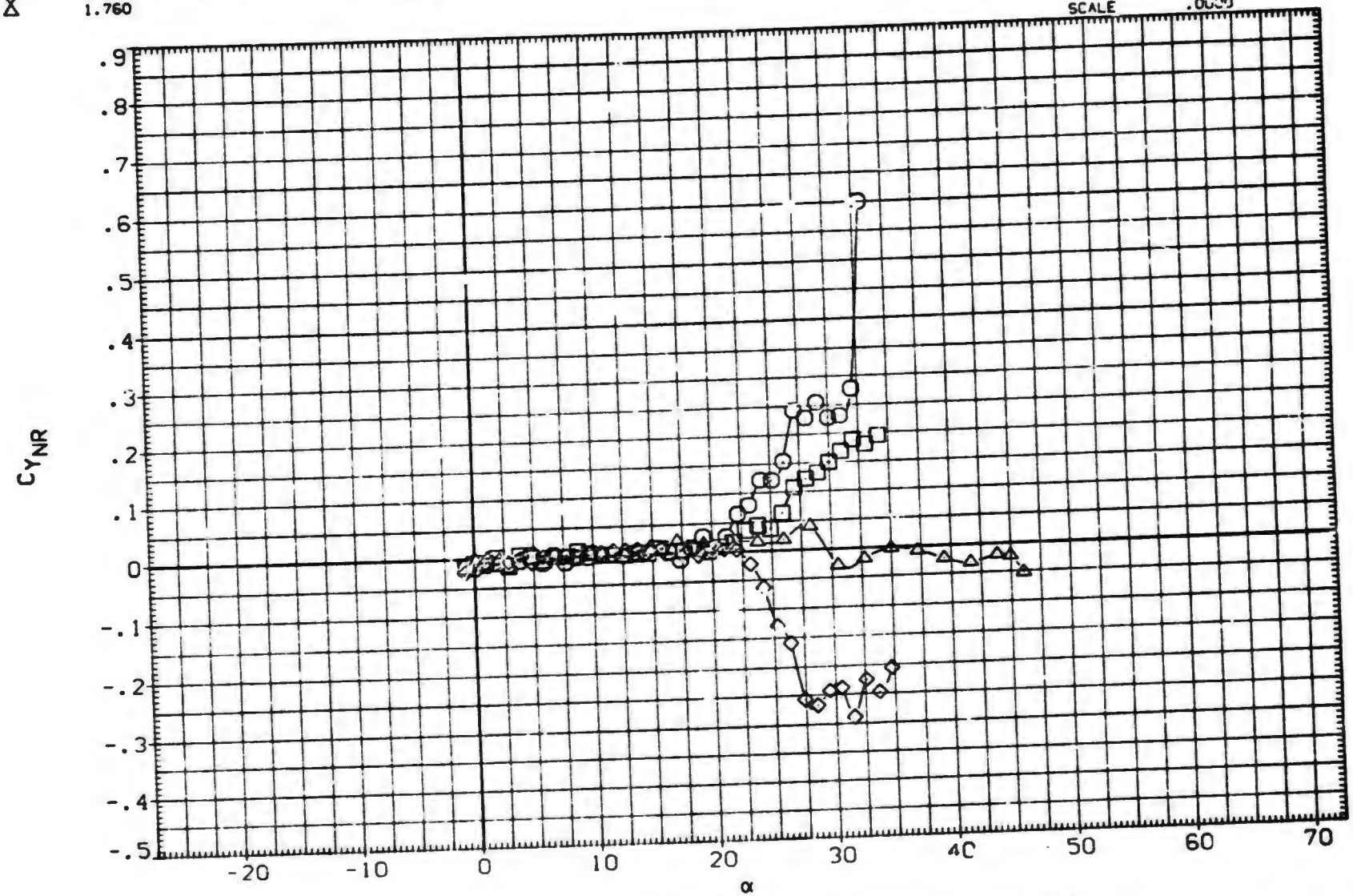

EFFECT OF MACH NUMBER ON BODY ALONE AERODYNAMIC CHARACTERISTICS

(AXA001) MDAC 261/AEDC 52 BODY ALONE, B1

SYMBOL	MACH	PARAMETRIC VALUES			
○	2.000	PHI	.000	A.R.	.000
□	2.500	LAMBDA	.000	RT.CRD	.000
◇	3.020	SEMSPN	.000	AREA	.000

REFERENCE INFORMATION

SREF	11.0450	SQ.IN.
LREF	3.7500	IN.
BREF	3.7500	IN.
XMRP	24.0000	IN.
YMRP	.0000	IN.
ZMRP	.0000	IN.
SCALE	.0000	

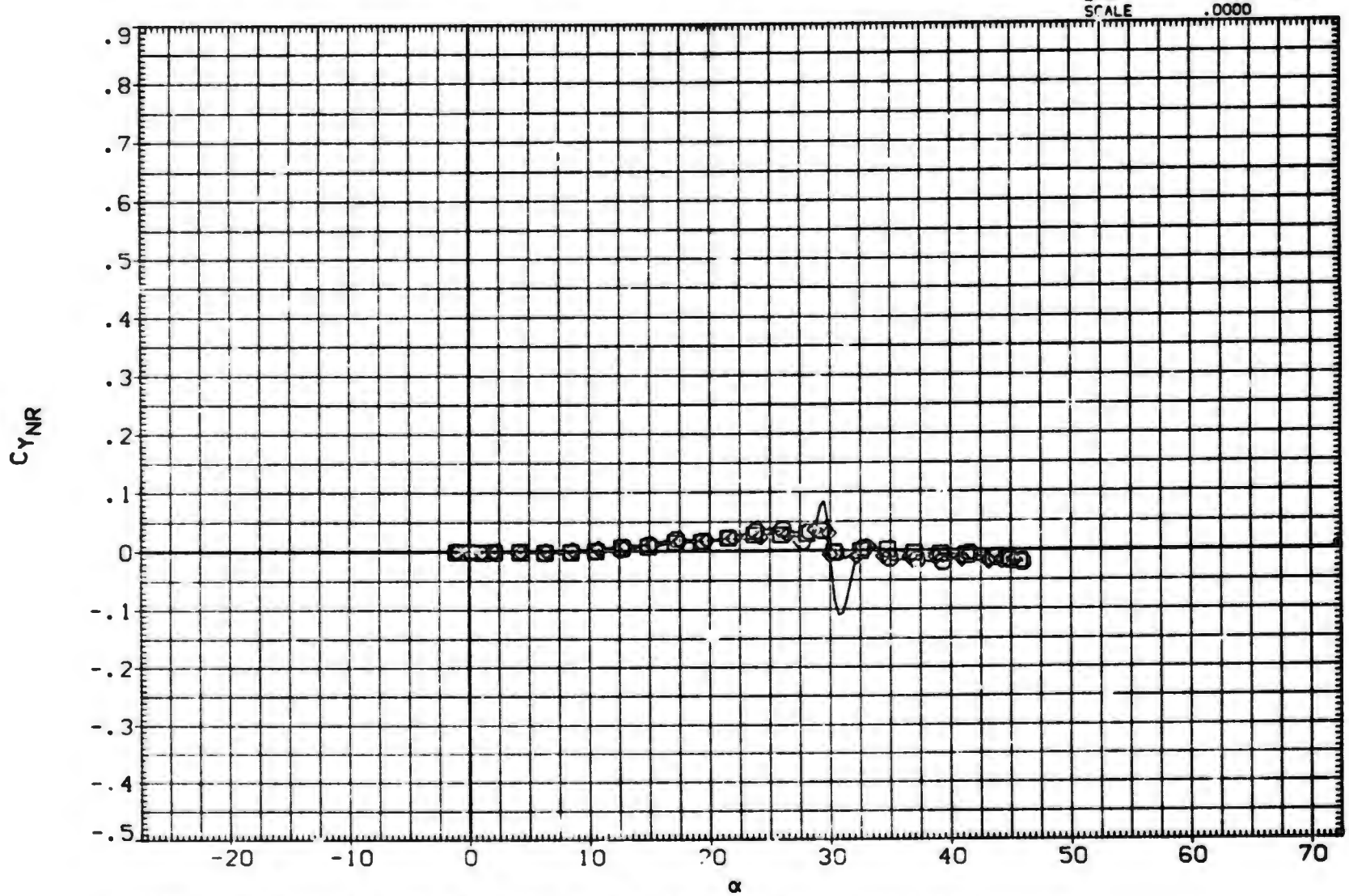

EFFECT OF MACH NUMBER ON BODY ALONE AERODYNAMIC CHARACTERISTICS

(AXA001) MDAC 261/AEDC 52 BODY ALONE, B1

SYMBOL	MACH
○	.804
□	1.014
◇	1.165
△	1.760

PARAMETRIC VALUES

PHI	.000	A.R.	.000
LAMBDA	.000	RT.CRD	.000
SEMSPN	.000	AREA	.000

REFERENCE INFORMATION

SREF	11.0450	SQ.IN.
LREF	3.7500	IN.
BREF	3.7500	IN.
XMRP	24.0000	IN.
YMRP	.0000	IN.
ZMRP	.0000	IN.
SCALE	.0000	

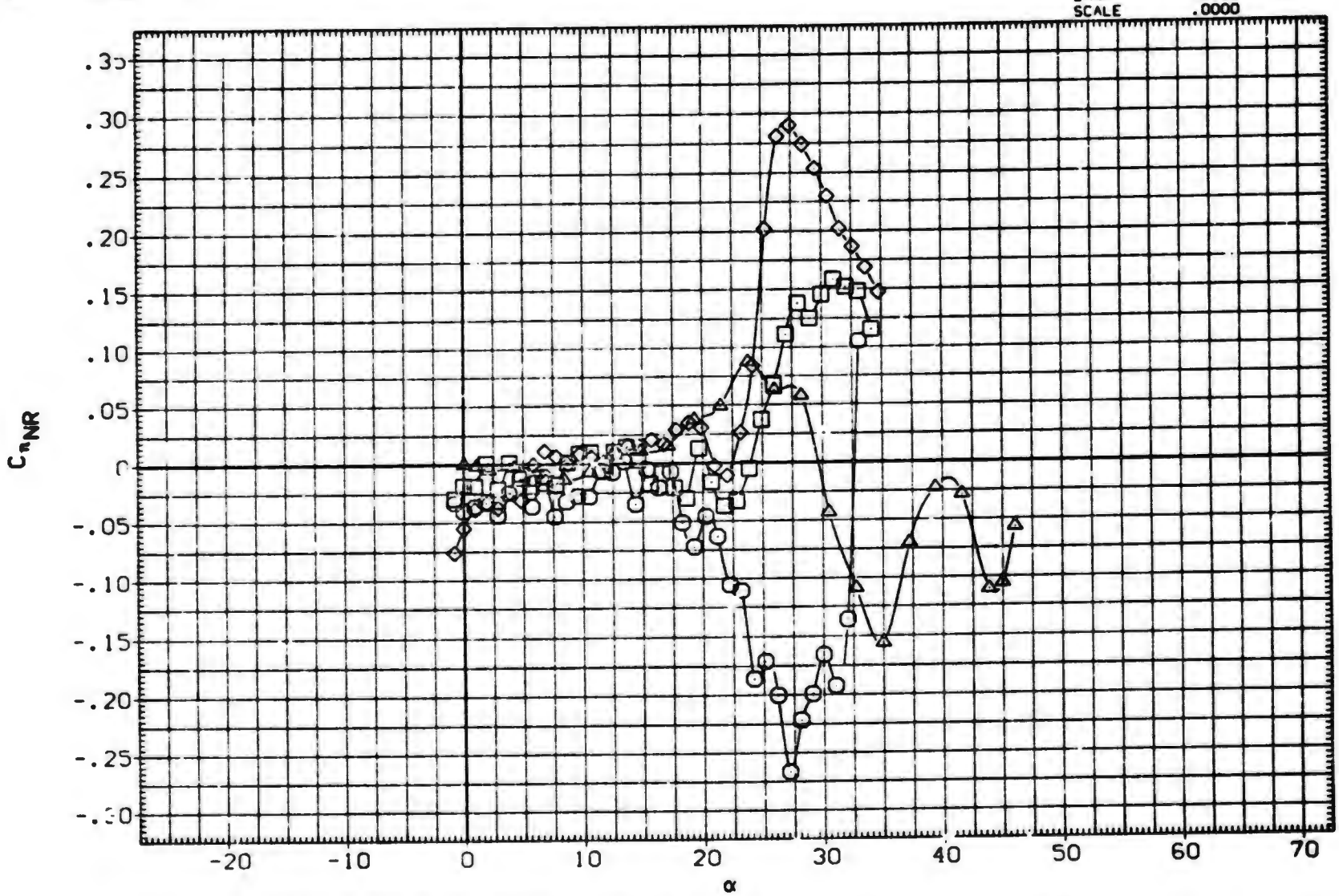

EFFECT OF MACH NUMBER ON BODY ALONE AERODYNAMIC CHARACTERISTICS

(AXA001) MDAC 261/AEDC 52 BODY ALONE, B1

SYMBOL	MACH	PARAMETRIC VALUES			
○	2.000	PHI	.000	A.R.	.000
□	2.500	LAMBDA	.000	RT.CRD	.000
◇	3.020	SEMSPN	.000	AREA	.000

REFERENCE INFORMATION

SREF	11.0450	SQ.IN.
LREF	3.7500	IN.
BREF	3.7500	IN.
XMRP	24.0000	IN.
YMRP	.0000	IN.
ZMRP	.0000	IN.
SCALE	.0000	

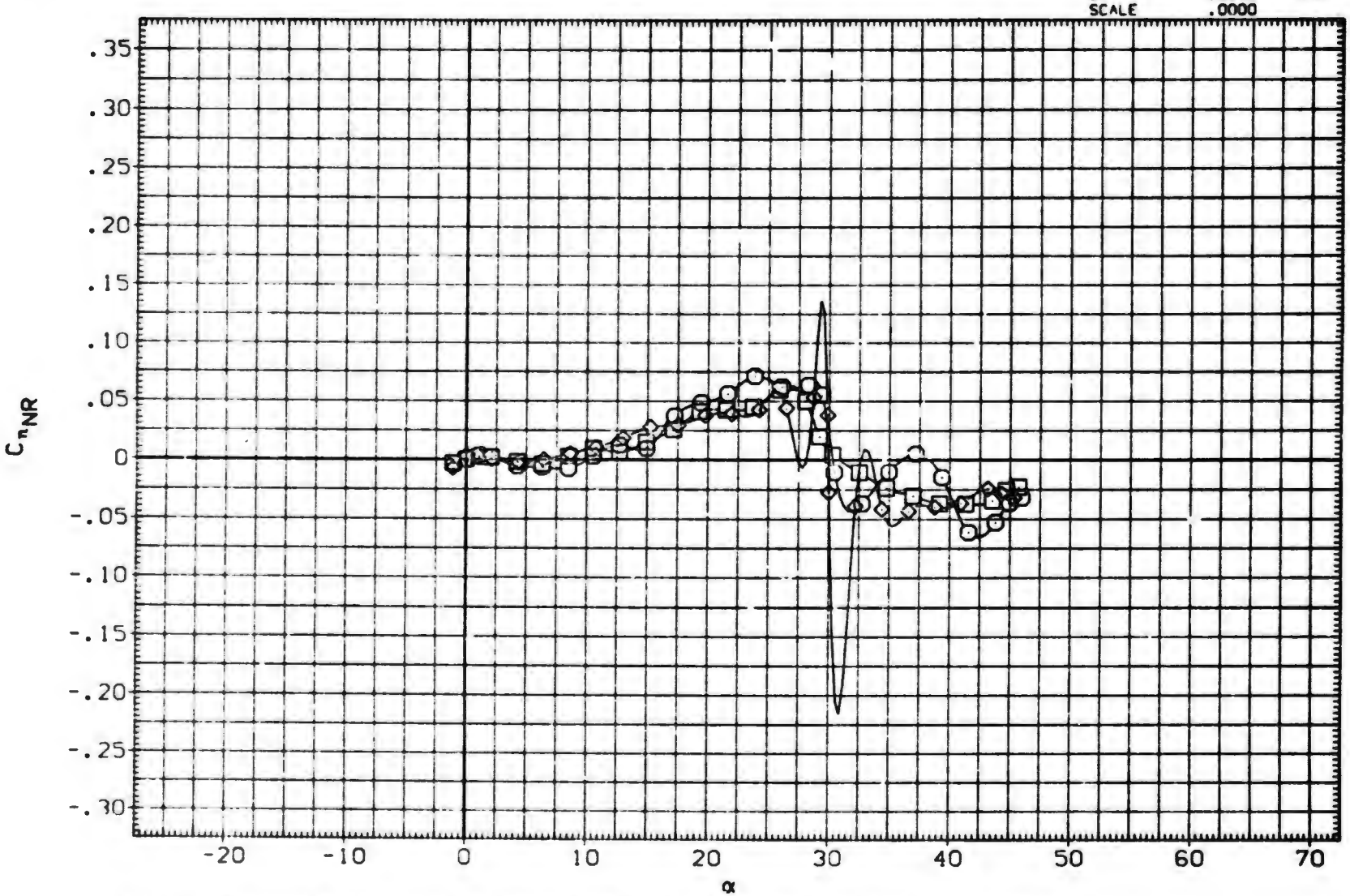

EFFECT OF MACH NUMBER ON BODY ALONE AERODYNAMIC CHARACTERISTICS

(AXA001) MDAC 261/AEDC 52 BODY ALONE. B1

SYMBOL	MACH
○	.804
□	1.014
◇	1.165
△	1.760

PARAMETRIC VALUES

PHI	.000	A.R.	.000
LAMBDA	.000	RT.CRD	.000
SEMSPN	.000	AREA	.000

REFERENCE INFORMATION

SREF	11.0450	SQ.IN.
LREF	3.7500	IN.
BREF	3.7500	IN.
XMRP	24.0000	IN.
YMRP	.0000	IN.
ZMRP	.0000	IN.
SCALE	.0000	

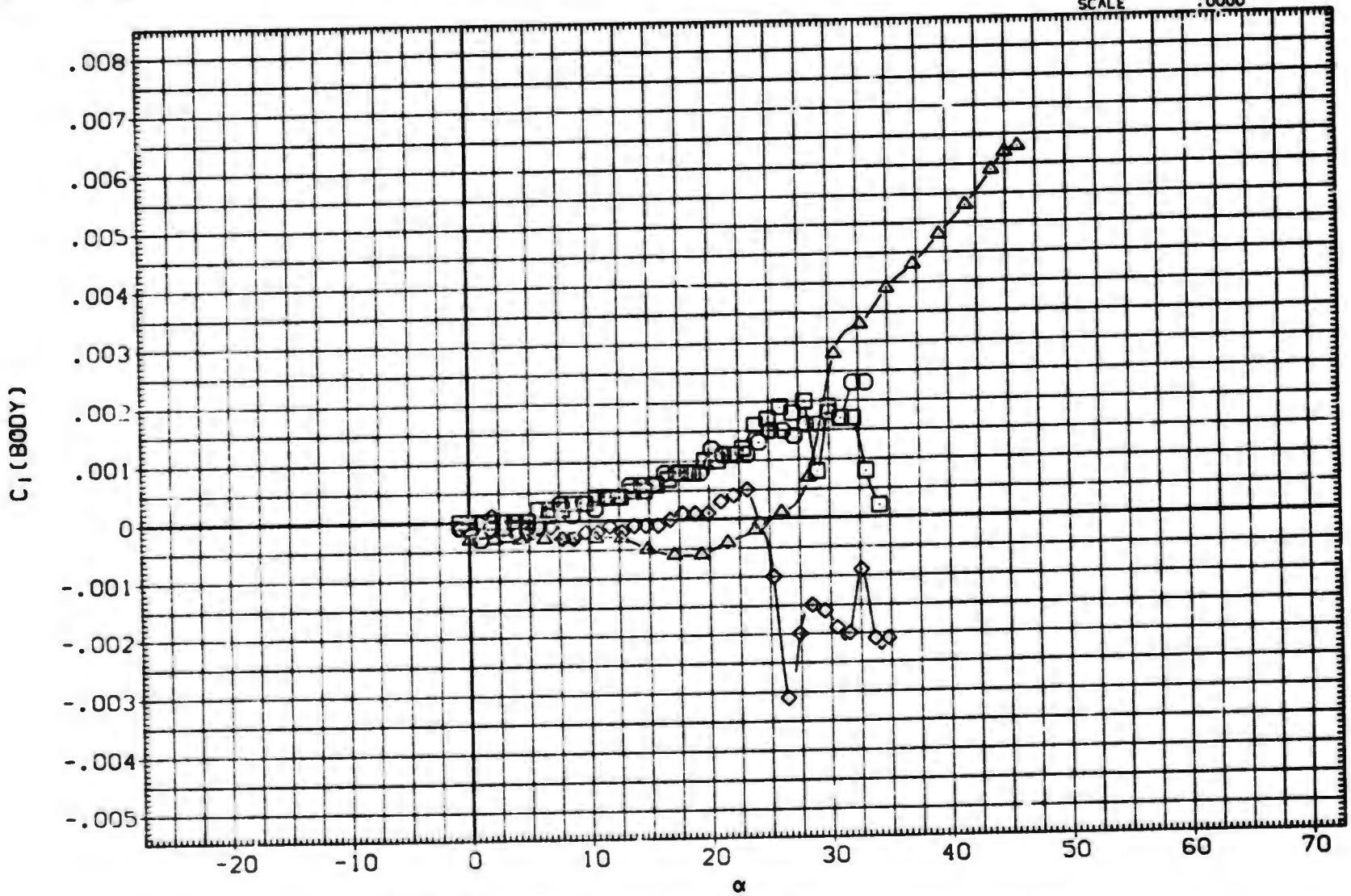

EFFECT OF MACH NUMBER ON BODY ALONE AERODYNAMIC CHARACTERISTICS

(AXA001) MDAC 261/AEDC 52 BODY ALONE. B1

SYMBOL	MACH	PARAMETRIC VALUES			
○	2.000	PHI	.000	A.R.	.000
□	2.500	LAMBDA	.000	RT.CRD	.000
◇	3.020	SEMSPN	.000	AREA	.000

REFERENCE INFORMATION

SREF	11.0450	SQ. IN.
LREF	3.7500	IN.
BREF	3.7500	IN.
XMRP	24.0000	IN.
YMRP	.0000	IN.
ZMRP	.0000	IN.
SCALE	.0000	

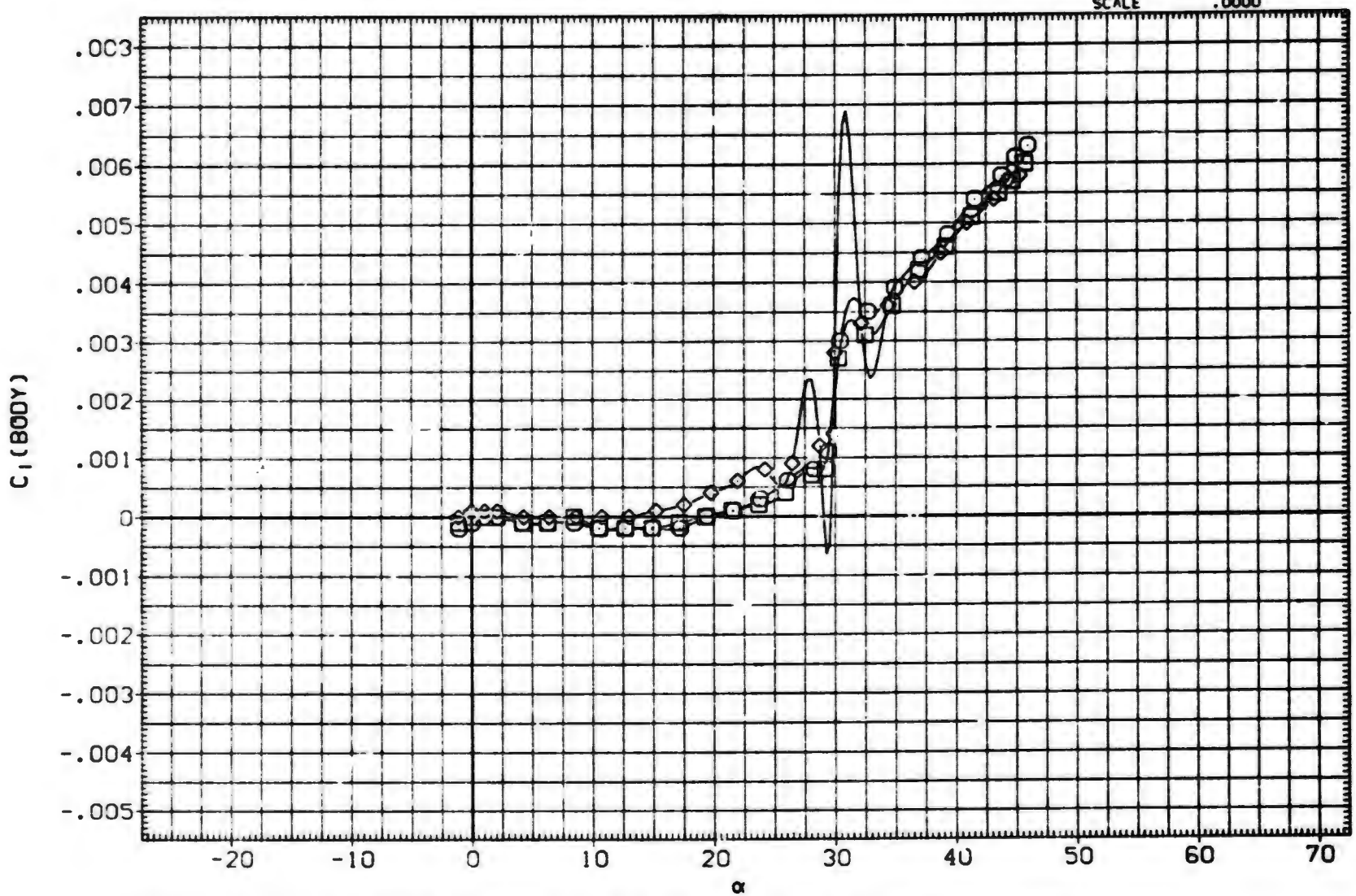

EFFECT OF MACH NUMBER ON BODY ALONE AERODYNAMIC CHARACTERISTICS

(AXA001) MDAC 261/AEDC 52 BODY ALONE, B1

SYMBOL	MACH
○	.804
□	1.014
◇	1.165
△	1.760

PARAMETRIC VALUES

PHI	.000	A.R.	.000
LAMBDA	.000	RT.CRD	.000
SEMSPN	.000	AREA	.000

REFERENCE INFORMATION

SREF	11.0450	SQ.IN.
LREF	3.7500	IN.
BREF	3.7500	IN.
XMRP	24.0000	IN.
YMRP	.0000	IN.
ZMRP	.0000	IN.
SCALE	.0000	

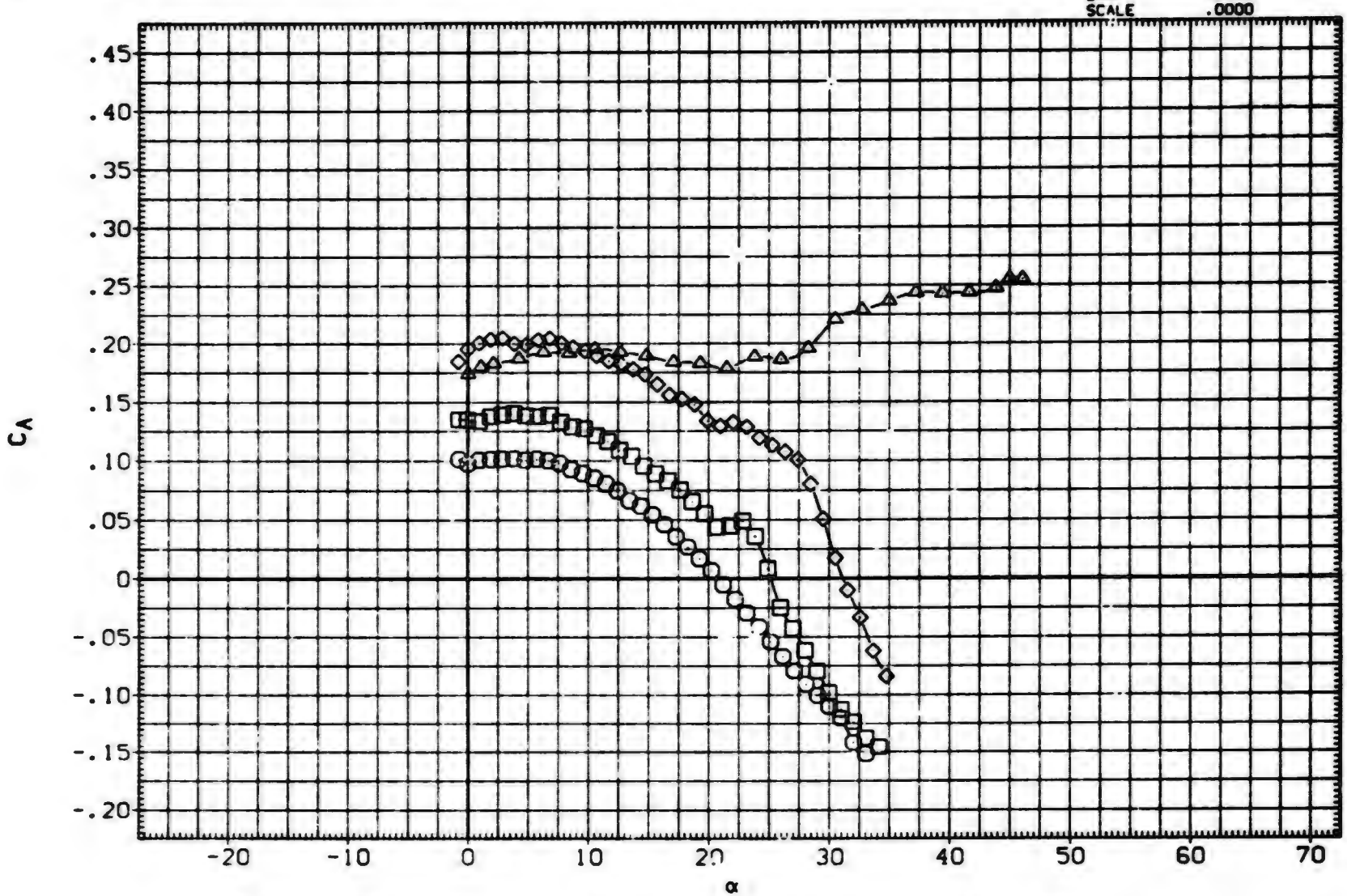

EFFECT OF MACH NUMBER ON BODY ALONE AERODYNAMIC CHARACTERISTICS

(AXA001) MDAC 20:/AEDC 52 BODY ALONE. B1

SYMBOL	MACH	PARAMETRIC VALUES			
○	2.000	PHI	.000	A.R.	.000
□	2.500	LAMBDA	.000	RT.CRD	.000
◇	3.020	SEMSPN	.000	AREA	.000

REFERENCE INFORMATION

SREF	11.0450	SQ. IN.
LREF	3.7500	IN.
BREF	3.7500	IN.
XMRP	24.0000	IN.
YMRP	.0000	IN.
ZMRP	.0000	IN.
SCALE	.0000	

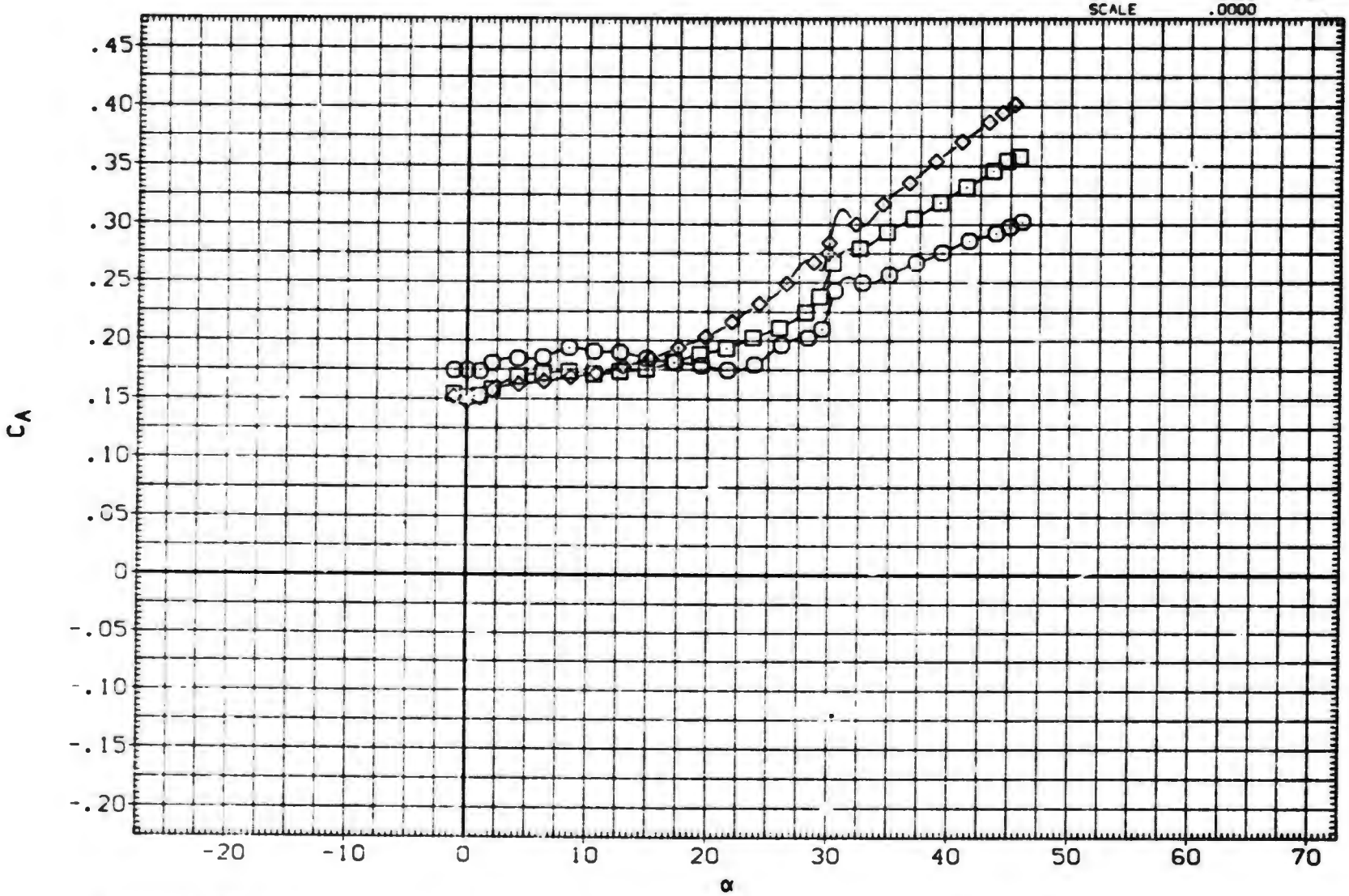

EFFECT OF MACH NUMBER ON BODY ALONE AERODYNAMIC CHARACTERISTICS

DATA SET	SYMBOL	CONFIGURATION DESCRIPTION
(RxA023)	○	MDAC 261/AEDC 52 BODY-TAIL. BITI1
(RxA025)	□	MDAC 261/AEDC 52 BODY-TAIL. BITI1
(RxA026)	◇	MDAC 261/AEDC 52 BODY-TAIL. BITI1
(RxA029)	△	MDAC 261/AEDC 52 BODY-TAIL. BITI1
(RxA031)	◁	DATA NOT AVAILABLE
(RxA034)	D	DATA NOT AVAILABLE

ALPHA	LAMBDA	RT.CRD	SEMSPN
.000	1.000	3.749	1.875
2.000	1.000	3.749	1.875
4.000	1.000	3.749	1.875
10.500	1.000	3.749	1.875
14.800	1.000	3.749	1.875
20.000	1.000	3.749	1.875

REFERENCE INFORMATION

SREF	11.0450	SQ. IN.
LREF	3.7500	IN.
BREF	3.7500	IN.
XMR.	24.0000	IN.
YMRP	.0000	IN.
ZMRP	.0000	IN.
SCALE	.0000	

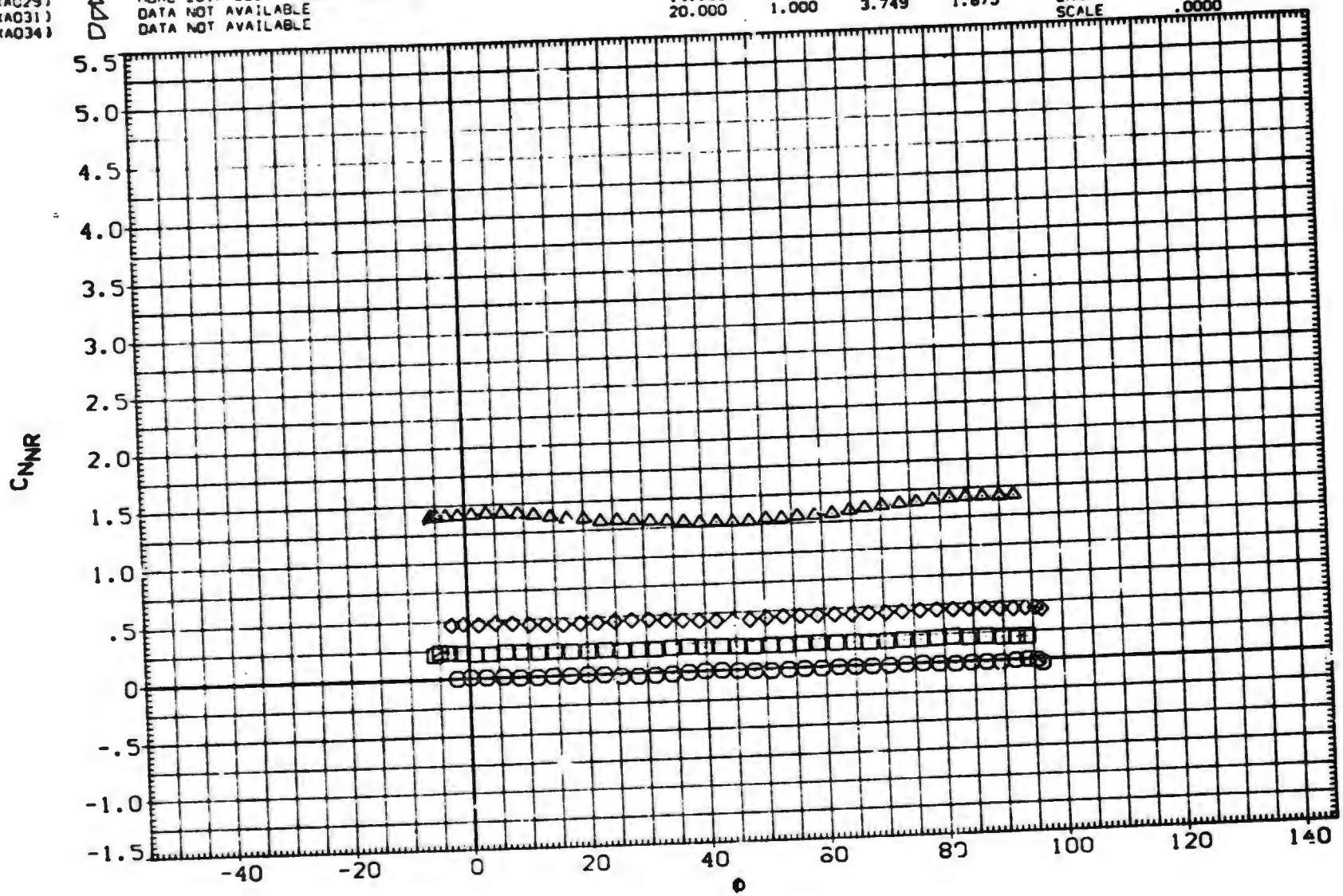

EFFECT OF ROLL ANGLE ON AERODYNAMIC FORCES. BITI1

(A)MACH = .80

DATA SET	SYMBOL	CONFIGURATION DESCRIPTION
(RXA309)	○	AEDC TF 368 BODY-TAIL. BITI1
(BXAABH)	□	AEDC TF 368 BODY-TAIL. BITI1
(BXAABI)	◇	AEDC TF 368 BODY-TAIL. BITI1
(BXAABJ)	△	AEDC TF 368 BODY-TAIL. BITI1
(BXAABK)	◺	AEDC TF 368 BODY-TAIL. BITI1

ALPHA	LAMBDA	RT.CRD	SEMSPN
25.000	1.000	3.749	1.875
30.000	1.000	3.749	1.875
35.000	1.000	3.749	1.875
40.000	1.000	3.749	1.875
45.000	1.000	3.749	1.875

REFERENCE INFORMATION		
SREF	11.0450	SQ.IN.
LREF	3.7500	IN.
BREF	3.7500	IN.
XMRP	24.0000	IN.
YMRP	.0000	IN.
ZMRP	.0000	IN.
SCALE	.0000	

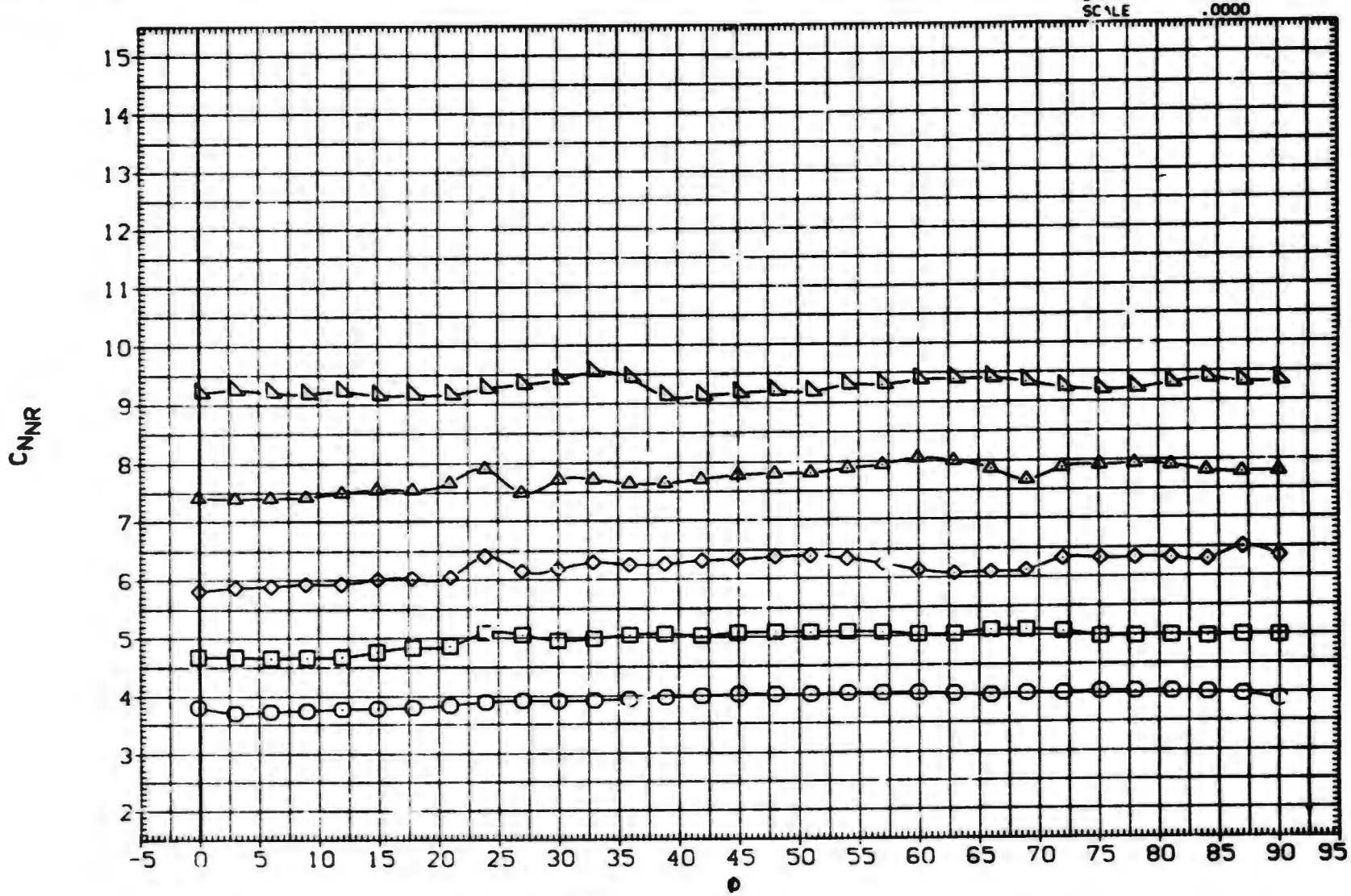

EFFECT OF ROLL ANGLE ON AERODYNAMIC FORCES. BITI1

(A)MACH = .80

DATA SET	SYMBOL	CONFIGURATION DESCRIPTION	ALPHA	LAMBDA	RT.CRD	SEMSPN
(RXA023)	○	MDAC 261/AEDC 52 BODY-TAIL. B1T11	.000	1.000	3.749	1.875
(RXA025)	□	MDAC 261/AEDC 52 BODY-TAIL. B1T11	2.000	1.000	3.749	1.875
(RXA026)	◇	MDAC 261/AEDC 52 BODY-TAIL. B1T11	4.000	1.000	3.749	1.875
(RXA029)	△	MDAC 261/AEDC 52 BODY-TAIL. B1T11	10.500	1.000	3.749	1.875
(RXA031)	△	MDAC 261/AEDC 52 BODY-TAIL. B1T11	14.800	1.000	3.749	1.875
(RXA034)	D	MDAC 261/AEDC 52 BODY-TAIL. B1T11	20.000	1.000	3.749	1.875

REFERENCE INFORMATION

SREF	11.0450	SQ. IN.
LREF	3.7500	IN.
BREF	3.7500	IN.
XMRP	24.0000	IN.
YMRP	.0000	IN.
ZMRP	.0000	IN.
SCALE	.0000	

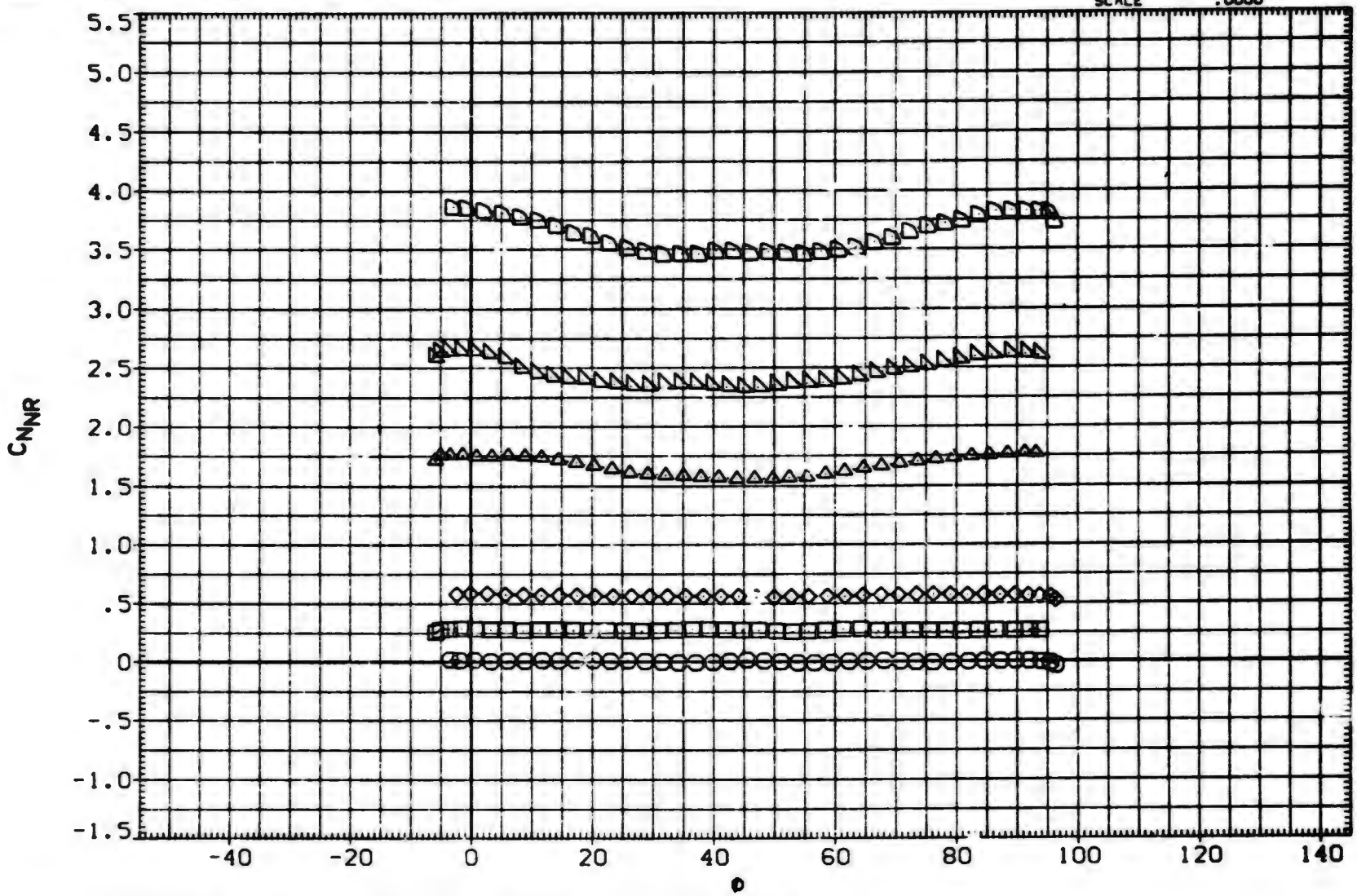

EFFECT OF ROLL ANGLE ON AERODYNAMIC FORCES. B1T11

(A)MACH = 1.00

DATA SET	SYMBOL	CONFIGURATION DESCRIPTION	ALPHA	LAMBDA	RT.CRD	SEMSPN
(RXA309)	○	AEDC TF 368 BODY-TAIL. B1T11	25.000	1.000	3.749	1.875
(BXAABH)	□	AEDC TF 368 BODY-TAIL. B1T11	30.000	1.000	3.749	1.875
(BXAABI)	◇	AEDC TF 368 BODY-TAIL. B1T11	35.000	1.000	3.749	1.875
(BXAABJ)	△	AEDC TF 368 BODY-TAIL. B1T11	40.000	1.000	3.749	1.875
(BXAABK)	◺	AEDC TF 368 BODY-TAIL. B1T11	45.000	1.000	3.749	1.875

REFERENCE INFORMATION

SREF	11.0450	SQ.IN.
LREF	3.7500	IN.
BREF	3.7500	IN.
XMRP	24.0000	IN.
YMRP	.0000	IN.
ZMRP	.0000	IN.
SCALE	.0000	

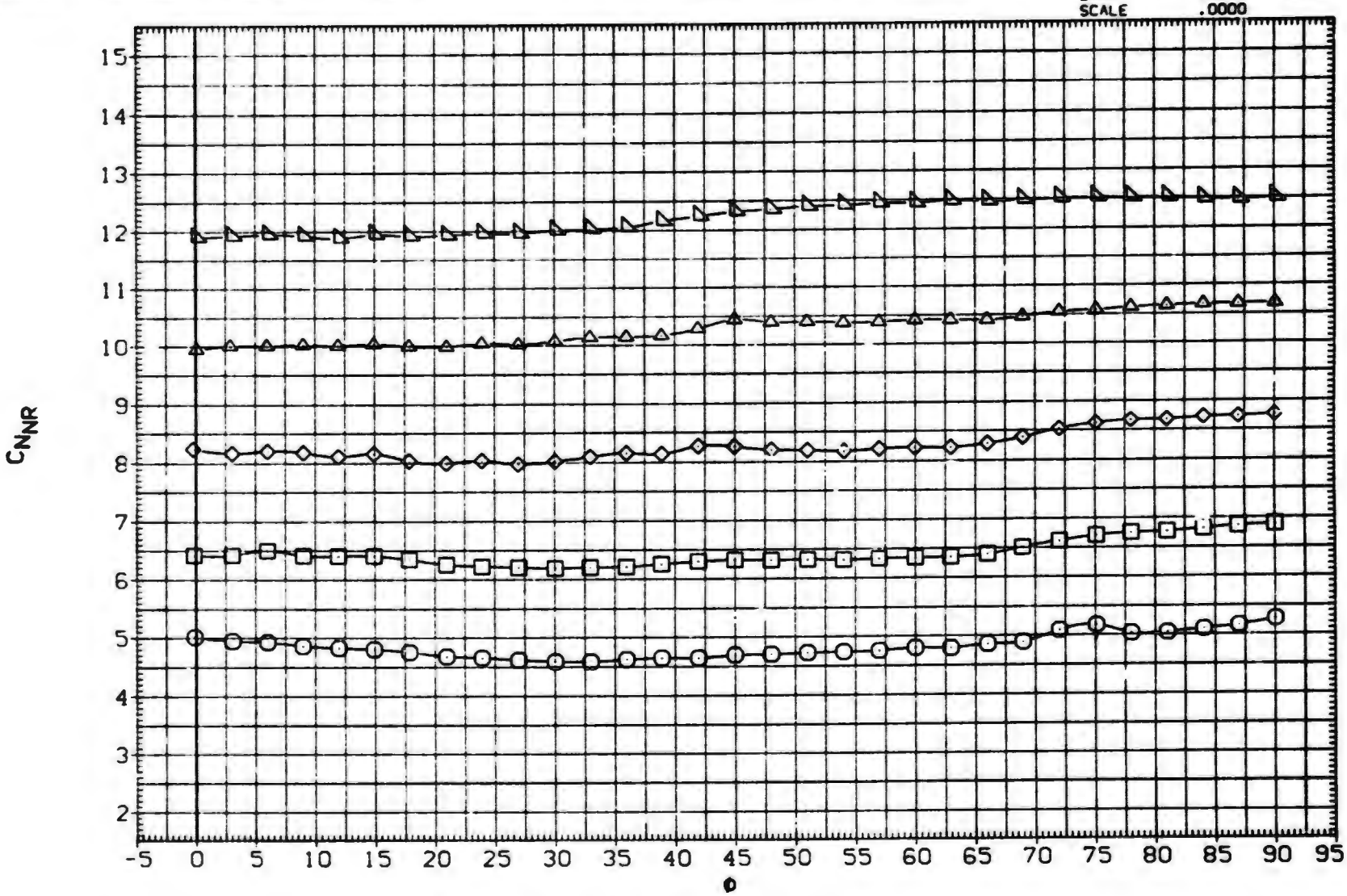

EFFECT OF ROLL ANGLE ON AERODYNAMIC FORCES. B1T11

(A)MACH = 1.00

DATA SET	SYMBOL	CONFIGURATION DESCRIPTION
(RXA023)	○	MDAC 261/AEDC 52 BODY-TAIL. B1T11
(RXA025)	□	MDAC 261/AEDC 52 BODY-TAIL. B1T11
(RXA026)	◇	MDAC 261/AEDC 52 BODY-TAIL. B1T11
(RXA029)	△	MDAC 261/AEDC 52 BODY-TAIL. B1T11
(RXA031)	▷	MDAC 261/AEDC 52 BODY-TAIL. B1T11
(RXA034)	⊏	MDAC 261/AEDC 52 BODY-TAIL. B1T11

ALPHA	LAMBDA	RT.CRD	SEMSPN
.000	1.000	3.749	1.875
2.000	1.000	3.749	1.875
4.000	1.000	3.749	1.875
10.500	1.000	3.749	1.875
14.800	1.000	3.749	1.875
20.000	1.000	3.749	1.875

REFERENCE INFORMATION

SREF	11.0450	SQ.IN.
LREF	3.7500	IN.
BREF	3.7500	IN.
XMRP	24.0000	IN.
YMRP	.0000	IN.
ZMRP	.0000	IN.
SCALE	.0000	

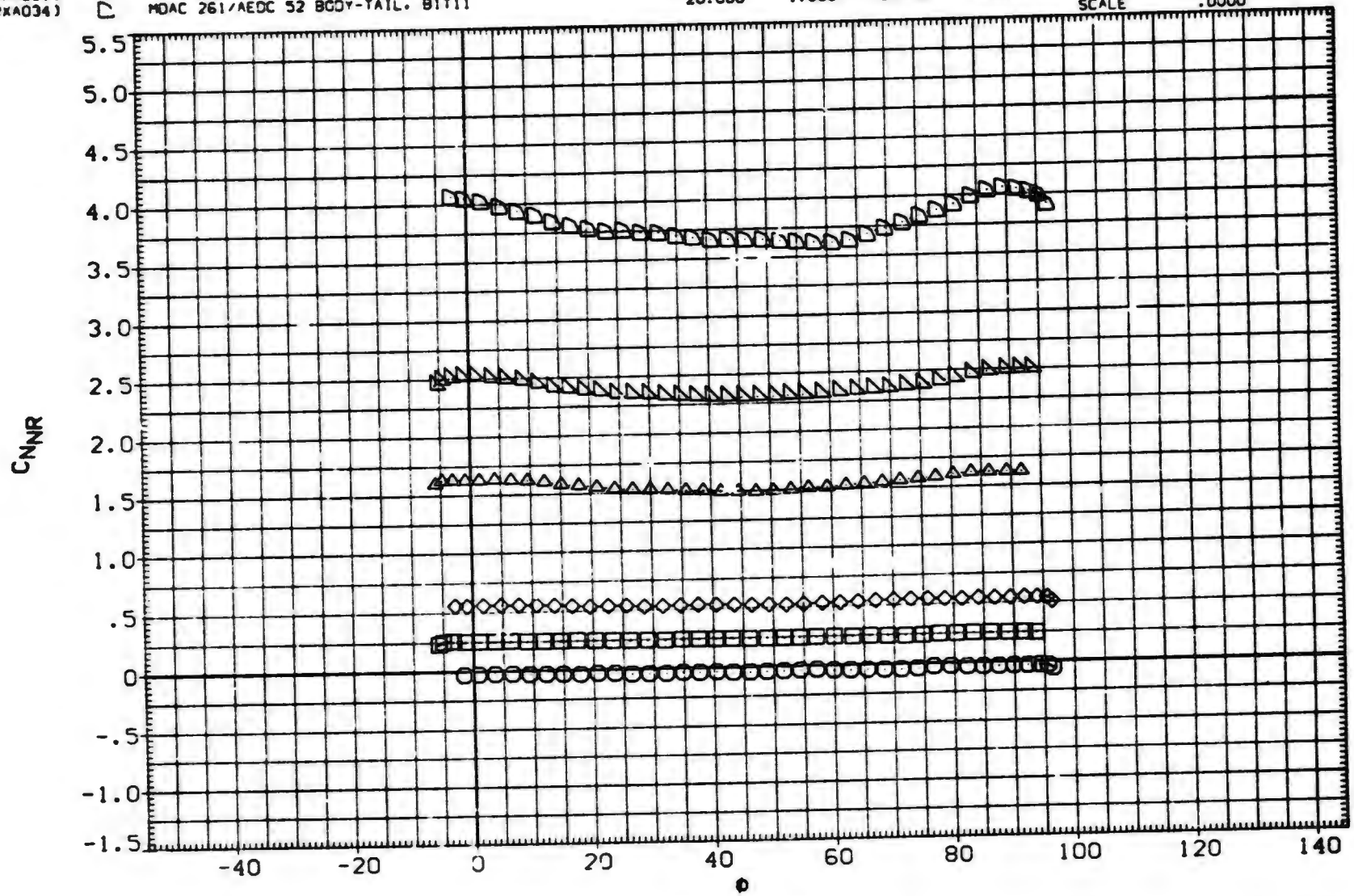

EFFECT OF ROLL ANGLE ON AERODYNAMIC FORCES. B1T11

(A)MACH = 1.20

DATA SET	SYMBOL	CONFIGURATION DESCRIPTION	ALPH	LAMBDA	RT.CRD	SEMSPN
(RXA309)	○	AEDC TF 368 BODY-TAIL. B1T11	25.000	1.000	3.749	1.875
(BXAABH)	□	AEDC TF 368 BODY-TAIL. B1T11	30.000	1.000	3.749	1.875
(BXAABI)	◇	AEDC TF 368 BODY-TAIL. B1T11	35.000	1.000	3.749	1.875
(BXAABJ)	△	AEDC TF 368 BODY-TAIL. B1T11	40.000	1.000	3.749	1.875
(BXAABK)	◺	AEDC TF 368 BODY-TAIL. B1T11	45.000	1.000	3.749	1.875

REFERENCE INFORMATION		
SREF	11.0450	SQ.IN.
LREF	3.7500	IN.
BREF	3.7500	IN.
XMRP	24.0000	IN.
YMRP	.0000	IN.
ZMRP	.0000	IN.
SCALE	.0000	

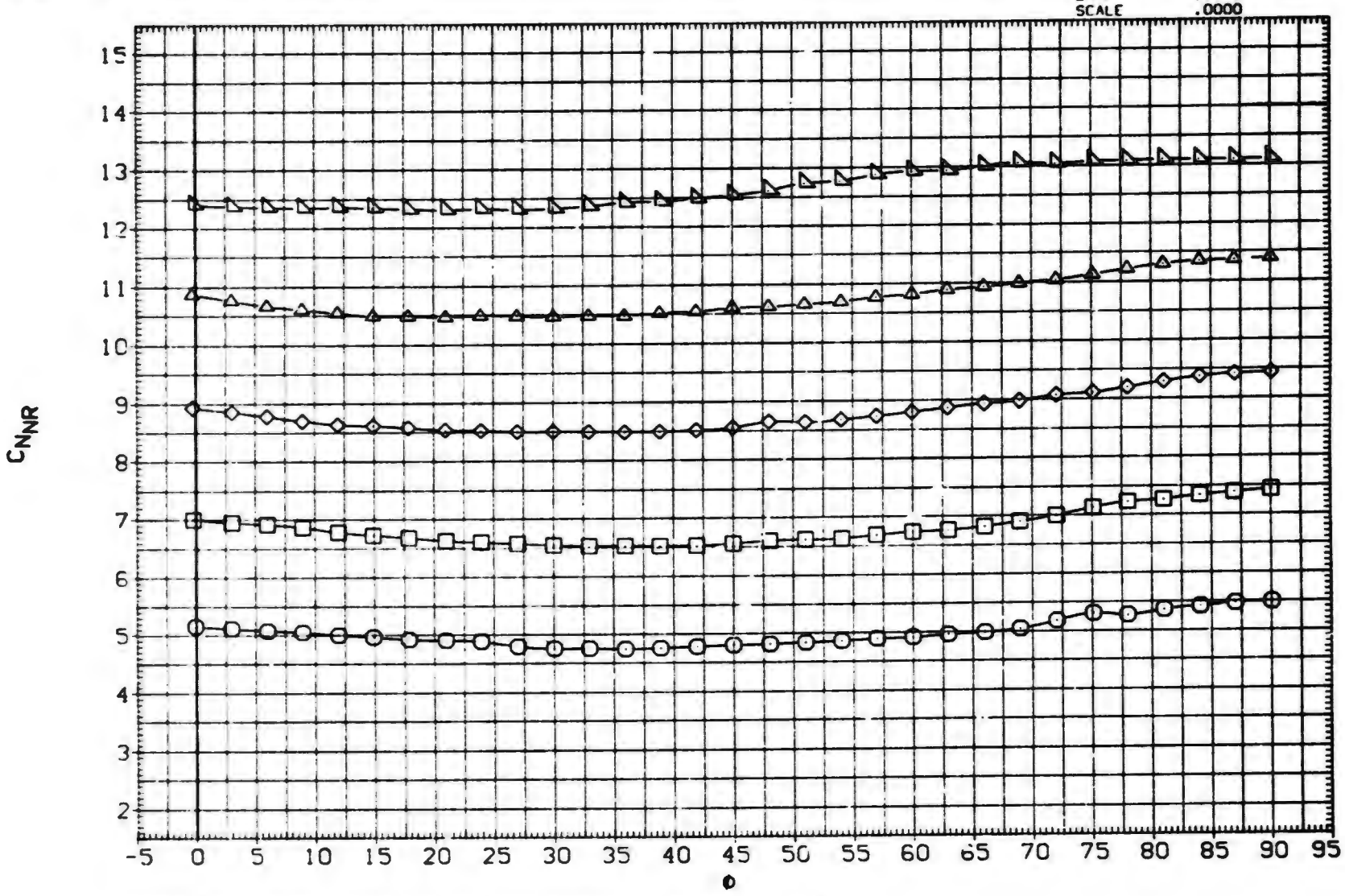

EFFECT OF ROLL ANGLE ON AERODYNAMIC FORCES. B1T11

(A)MACH = 1.20

DATA SET	SYMBOL	CONFIGURATION DESCRIPTION
(RxA023)	○	MDAC 261/AEDC 52 BODY-TAIL. B1T11
(RxA025)	□	MDAC 261/AEDC 52 BODY-TAIL. B1T11
(RxA026)	◇	MDAC 261/AEDC 52 BODY-TAIL. B1T11
(RxA029)	△	MDAC 261/AEDC 52 BODY-TAIL. B1T11
(RxA031)	◁	MDAC 261/AEDC 52 BODY-TAIL. B1T11
(RxA034)	D	DATA NOT AVAILABLE

ALPHA	LAMBDA	RT.CRD	SEMSPN
.000	1.000	3.749	1.875
2.000	1.000	3.749	1.875
4.000	1.000	3.749	1.875
10.500	1.000	3.749	1.875
14.800	1.000	3.749	1.875
20.000	1.000	3.749	1.875

REFERENCE INFORMATION

SREF	11.0450	SQ. IN.
LREF	3.7500	IN.
BREF	3.7500	IN.
XMRP	24.0000	IN.
YMRP	.0000	IN.
ZMRP	.0000	IN.
SCALE	.0000	

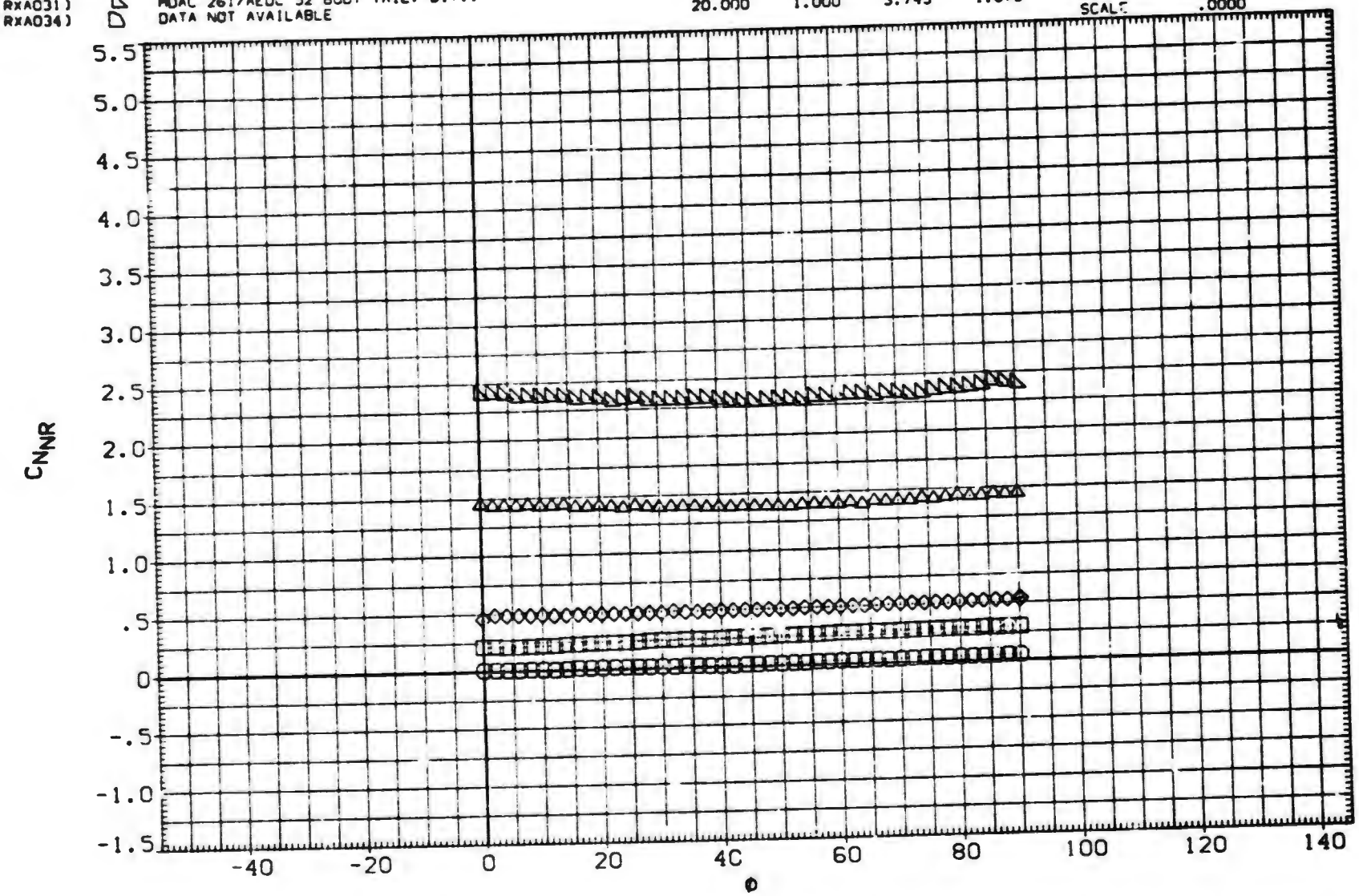

EFFECT OF ROLL ANGLE ON AERODYNAMIC FORCES. B1T11

(A)MACH = 1.76

DATA SET	SYMBOL	CONFIGURATION DESCRIPTION
(RXA023)	○	MDAC 261/AEDC 52 BODY-TAIL. B1T11
(RXA025)	□	MDAC 261/AEDC 52 BODY-TAIL. B1T11
(RXA026)	◇	MDAC 261/AEDC 52 BODY-TAIL. B1T11
(RXA029)	△	MDAC 261/AEDC 52 BODY-TAIL. B1T11
(RXA031)	▷	MDAC 261/AEDC 52 BODY-TAIL. B1T11
(RXA034)	D	DATA NOT AVAILABLE

ALPHA	LAMBDA	RT.CRD	SEMSPN
.000	1.000	3.749	1.875
2.000	1.000	3.749	1.875
4.000	1.000	3.749	1.875
10.500	1.000	3.749	1.875
14.800	1.000	3.749	1.875
20.000	1.000	3.749	1.875

REFERENCE INFORMATION

SREF	11.0450	SQ. IN.
LREF	3.7500	IN.
BREF	3.7500	IN.
XMRP	24.0000	IN.
YMRP	.0000	IN.
ZMRP	.0000	IN.
SCALE	.0000	

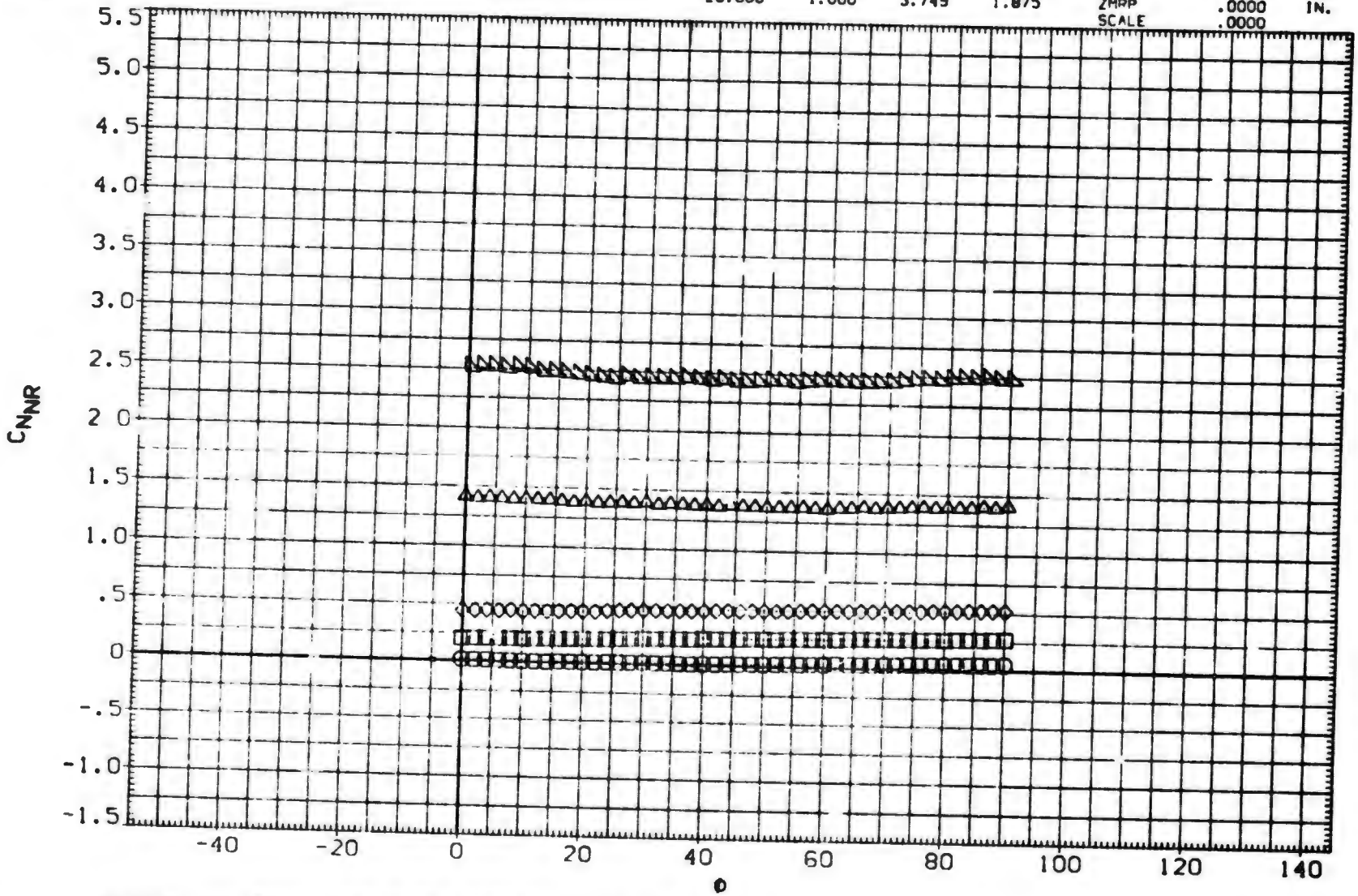

EFFECT OF ROLL ANGLE ON AERODYNAMIC FORCES. B1T11

(A)MACH = 2.00

DATA SET	SYMBOL	CONFIGURATION DESCRIPTION	ALPHA	LAMBDA	RT.CRD	SEMSPN
(RXA309)	○	DATA NOT AVAILABLE	25.000	1.000	3.749	1.875
(BXAABH)	□	AEDC TF 368 BODY-TAIL. BITII	30.000	1.000	3.749	1.875
(BXAABI)	◇	AEDC TF 368 BODY-TAIL. BITII	35.000	1.000	3.749	1.875
(BXAABJ)	△	AEDC TF 368 BODY-TAIL. BITII	40.000	1.000	3.749	1.875
(BXAABK)	◺	AEDC TF 368 BODY-TAIL. BITII	45.000	1.000	3.749	1.875

REFERENCE INFORMATION

SREF	11.0450	SQ.IN.
LREF	3.7500	IN.
BREF	3.7500	IN.
XMRP	24.0000	IN.
YMRP	.0000	IN.
ZMRP	.0000	IN.
SCALE	.0000	

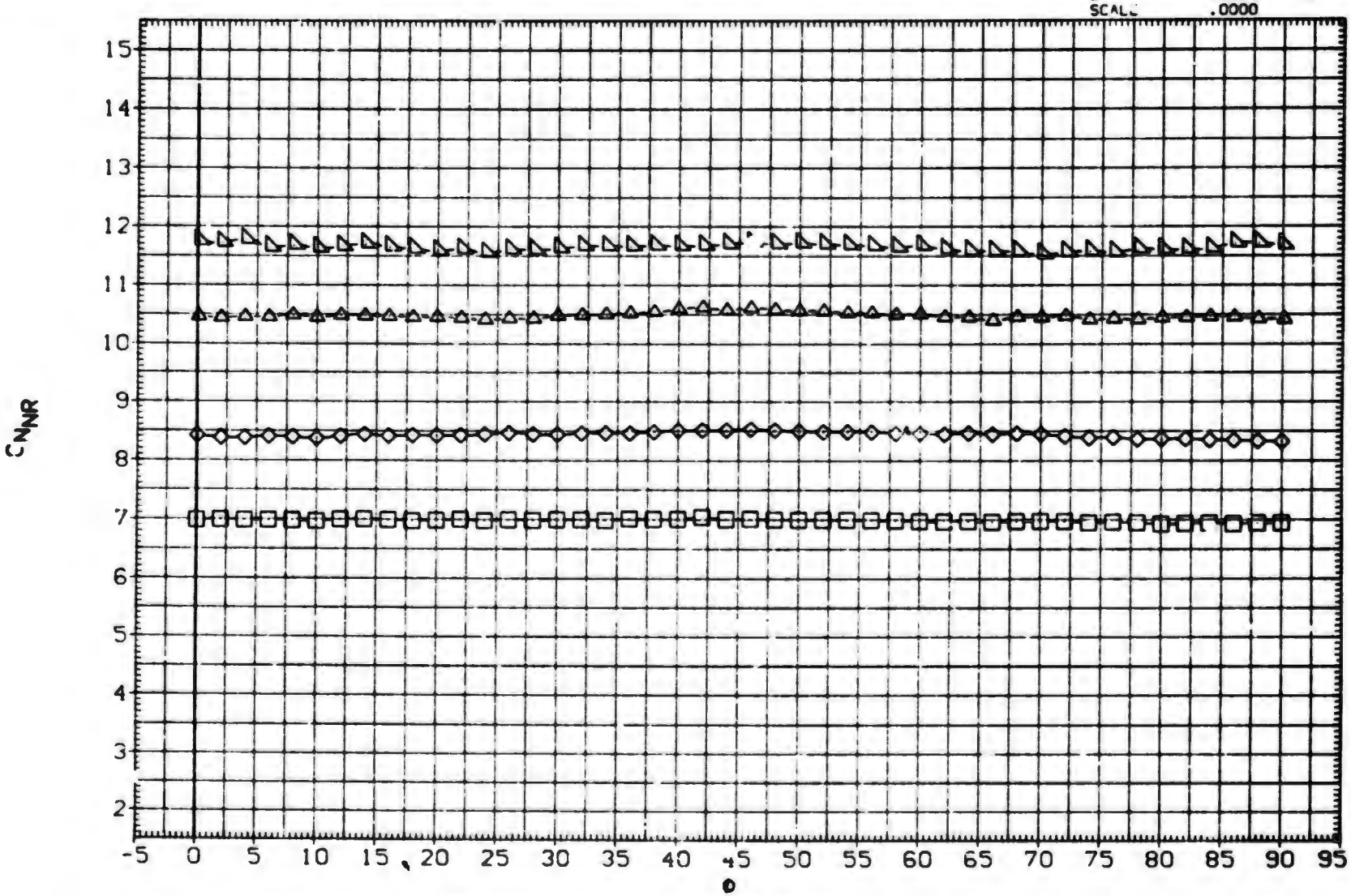

EFFECT OF ROLL ANGLE ON AERODYNAMIC FORCES. BITII

(A)MACH = 2.00

DATA SET	SYMBOL	CONFIGURATION DESCRIPTION
(RXA023)	○	MDAC 261/AEDC 52 BODY-TAIL. BIT11
(RXA025)	□	MDAC 261/AEDC 52 BODY-TAIL. BIT11
(RXA026)	◇	MDAC 261/AEDC 52 BODY-TAIL. BIT11
(RXA029)	△	MDAC 261/AEDC 52 BODY-TAIL. BIT11
(RXA031)	◺	MDAC 261/AEDC 52 BODY-TAIL. BIT11
(RXA034)	D	DATA NOT AVAILABLE

ALPHA	LAMBDA	RT.CRD	SEMSPN
.000	1.000	3.749	1.875
2.000	1.000	3.749	1.875
4.000	1.000	3.749	1.875
10.500	1.000	3.749	1.875
14.800	1.000	3.749	1.875
20.000	1.000	3.749	1.875

REFERENCE INFORMATION

SREF	11.0450	SQ.IN.
LREF	3.7500	IN.
BREF	3.7500	IN.
XMRP	24.0000	IN.
YMRP	.0000	IN.
ZMRP	.0000	IN.
SCALE	.0000	

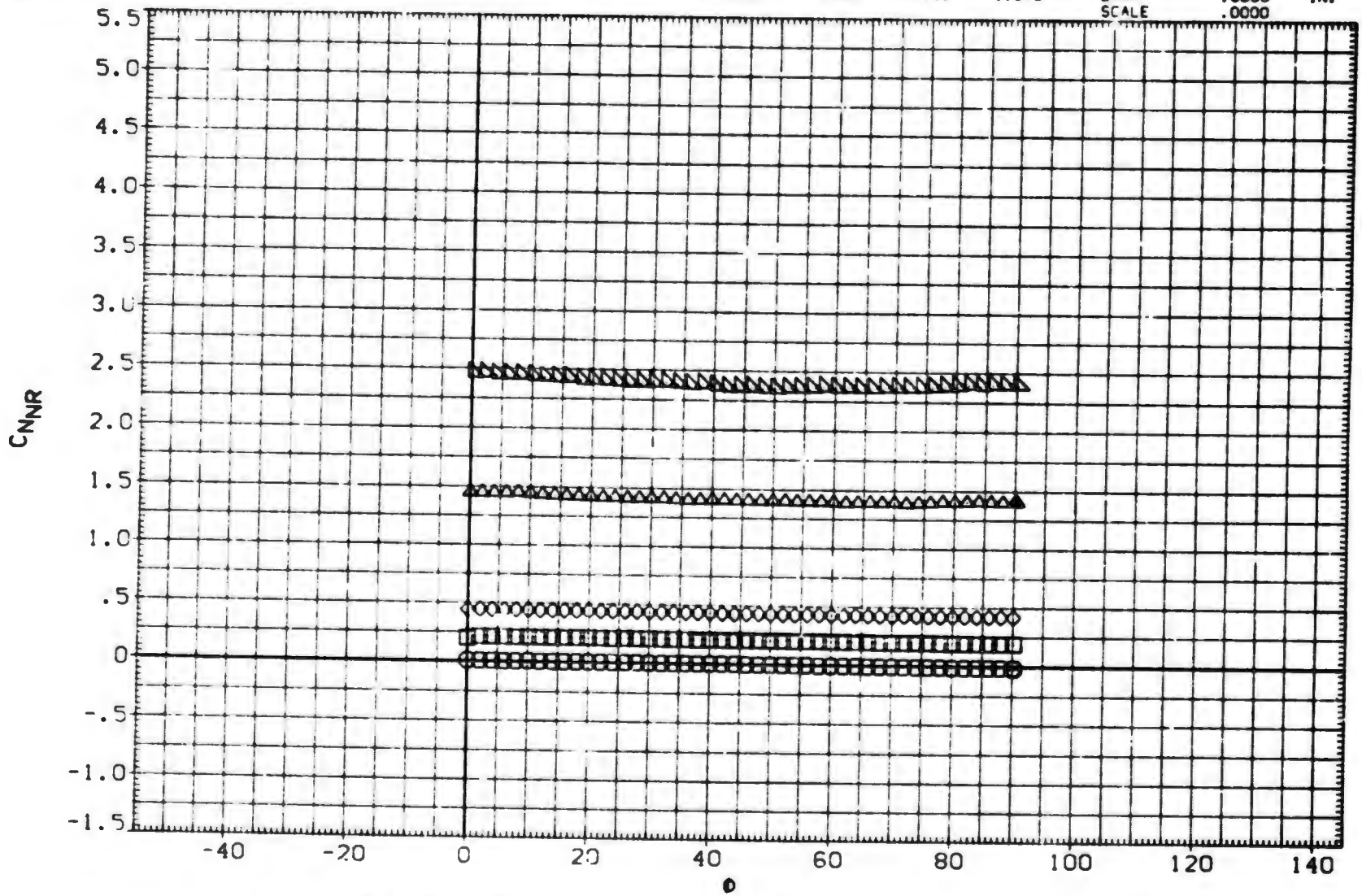

EFFECT OF ROLL ANGLE ON AERODYNAMIC FORCES. BIT11

(A)MACH = 2.50

DATA SET	SYMBOL	CONFIGURATION DESCRIPTION
(RXA309)	○	DATA NOT AVAILABLE
(BXAABH)	□	AEDC TF 368 BODY-TAIL. B1T11
(BXAABI)	◇	AEDC TF 368 BODY-TAIL. B1T11
(BXAABJ)	◁	AEDC TF 368 BODY-TAIL. B1T11
(BXAABK)	◺	AEDC TF 368 BODY-TAIL. B1T11

ALPHA	LAMBDA	RT.CRD	SEMSPN
25.000	1.000	3.749	1.875
30.000	1.000	3.749	1.875
35.000	1.000	3.749	1.875
40.000	1.000	3.749	1.875
45.000	1.000	3.749	1.875

REFERENCE INFORMATION

SREF	11.0450	SQ. IN.
LREF	3.7500	IN.
BREF	3.7500	IN.
XMRP	24.0000	IN.
YMRP	.0000	IN.
ZMRP	.0000	IN.
SCALE	.0000	

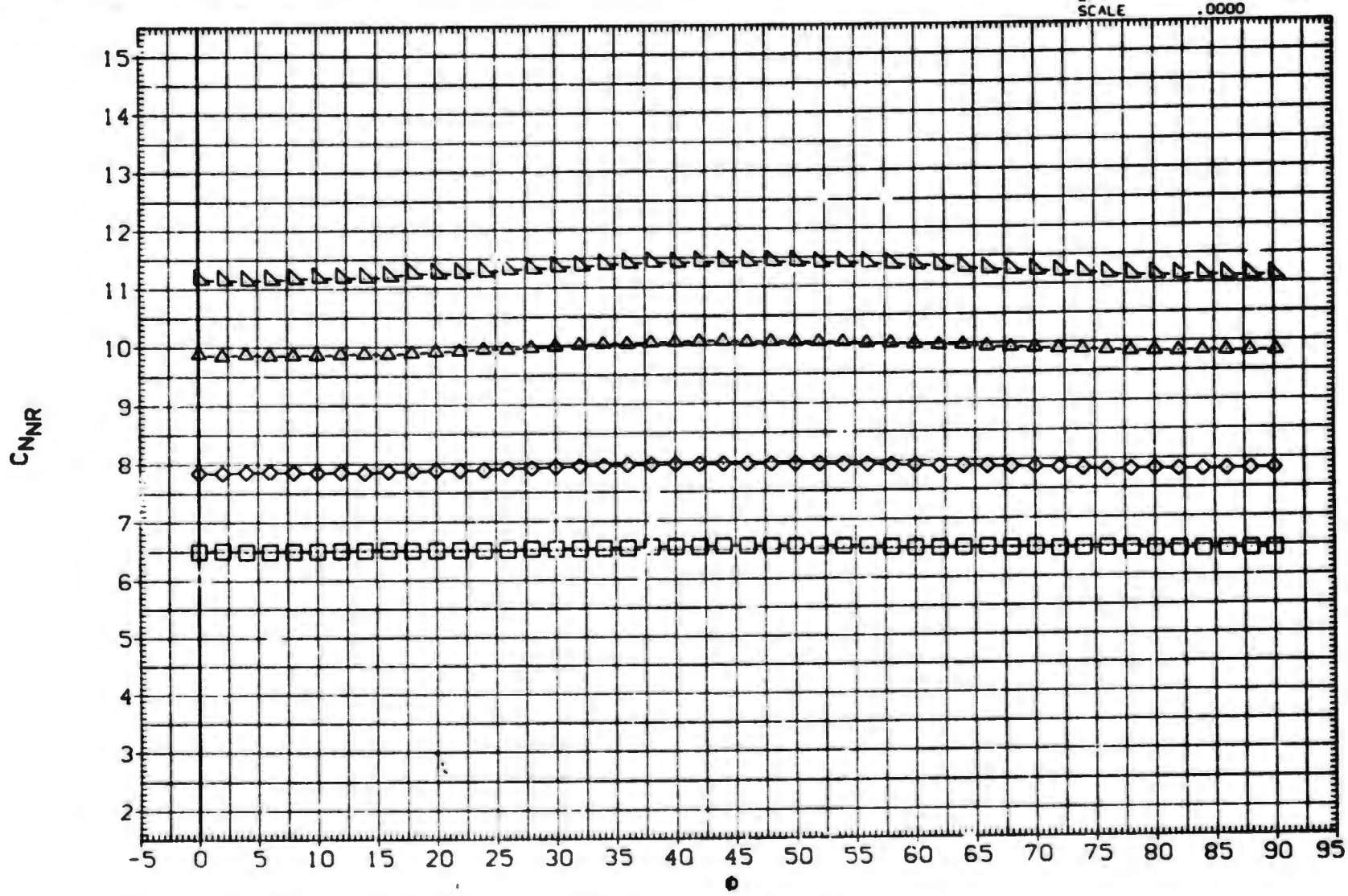

EFFECT OF ROLL ANGLE ON AERODYNAMIC FORCES. B1T11

(A)MACH = 2.50

DATA SET	SYMBOL	CONFIGURATION DESCRIPTION
(RxA023)	○	MDAC 261/AEDC 52 BODY-TAIL. B1T11
(RxA025)	□	MDAC 261/AEDC 52 BODY-TAIL. B1T11
(RxA026)	◇	MDAC 261/AEDC 52 BODY-TAIL. B1T11
(RxA029)	△	MDAC 261/AEDC 52 BODY-TAIL. B1T11
(RxA031)	◺	MDAC 261/AEDC 52 BODY-TAIL. B1T11
(RxA034)	◸	DATA NOT AVAILABLE

ALPHA	LAMBDA	RT.CRD	SEMSPN
.000	1.000	3.749	1.875
2.000	1.000	3.749	1.875
4.000	1.000	3.749	1.875
10.500	1.000	3.749	1.875
14.800	1.000	3.749	1.875
20.000	1.000	3.749	1.875

REFERENCE INFORMATION

SREF	11.0450	SQ. IN.
LREF	3.7500	IN.
BREF	3.7500	IN.
XMRP	24.0000	IN.
YMRP	.0000	IN.
ZMRP	.0000	IN.
SCALE	.0000	

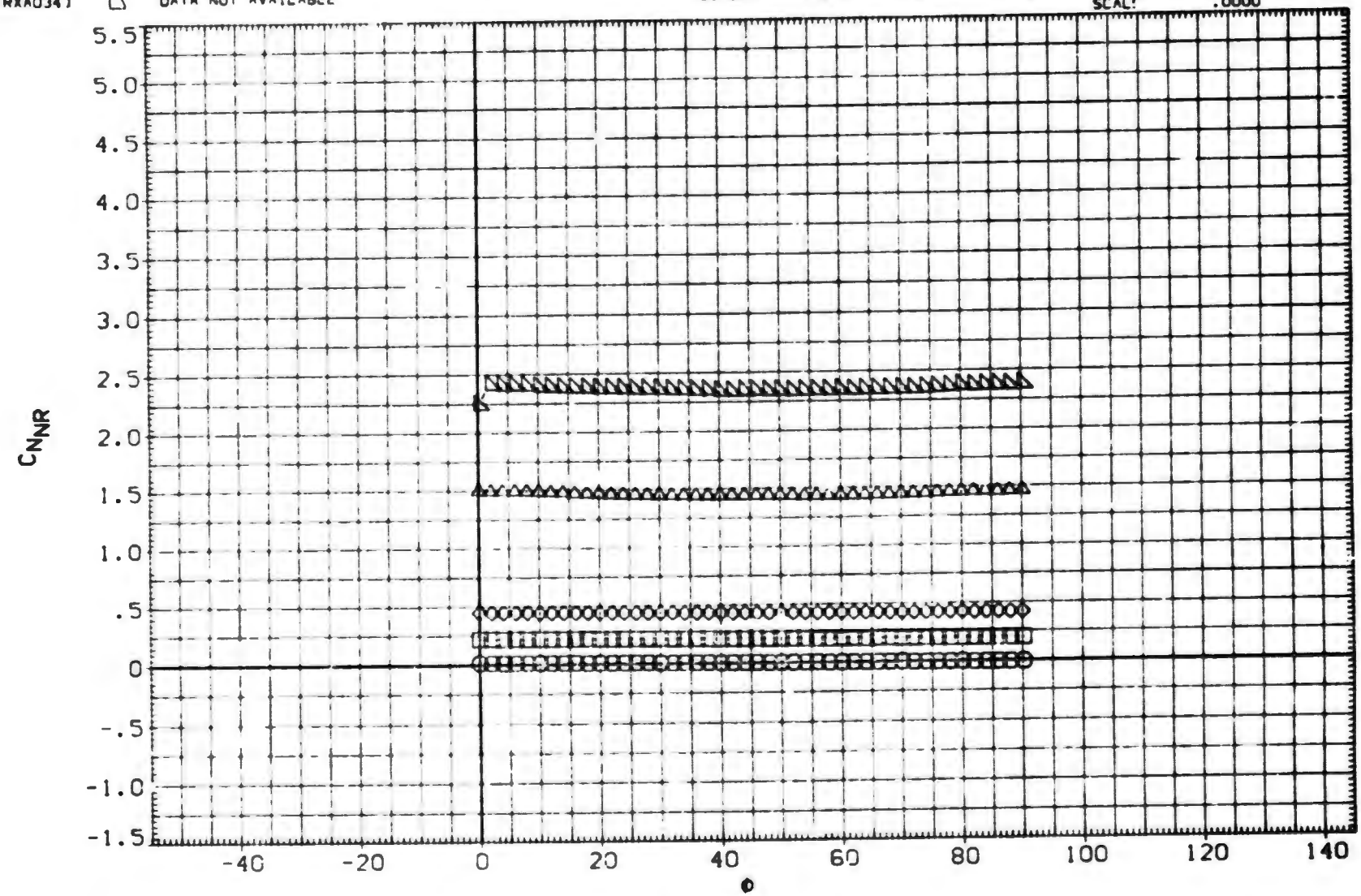

EFFECT OF ROLL ANGLE ON AERODYNAMIC FORCES. B1T11

(A)MACH 3.01

DATA SET	SYMBOL	CONFIGURATION DESCRIPTION
(RXA309)	○	DATA NOT AVAILABLE
(BXAABH)	□	AEDC TF 368 BODY-TAIL. B1T11
(BXAABI)	◇	AEDC TF 368 BODY-TAIL. B1T11
(BXAABJ)	⧖	AEDC TF 368 BODY-TAIL. B1T11
(BXAABK)	◺	AEDC TF 368 BODY-TAIL. B1T11

ALPHA	LAMBDA	RT.CRD	SEMSPN
25.000	1.000	3.749	1.875
30.000	1.000	3.749	1.875
35.000	1.000	3.749	1.875
40.000	1.000	3.749	1.875
45.000	1.000	3.749	1.875

REFERENCE INFORMATION

SREF	11.0450	SQ.IN.
LREF	3.7500	IN.
BREF	3.7500	IN.
XMRP	24.0000	IN.
YMRP	.0000	IN.
ZMRP	.0000	IN.
SCALE	.0000	

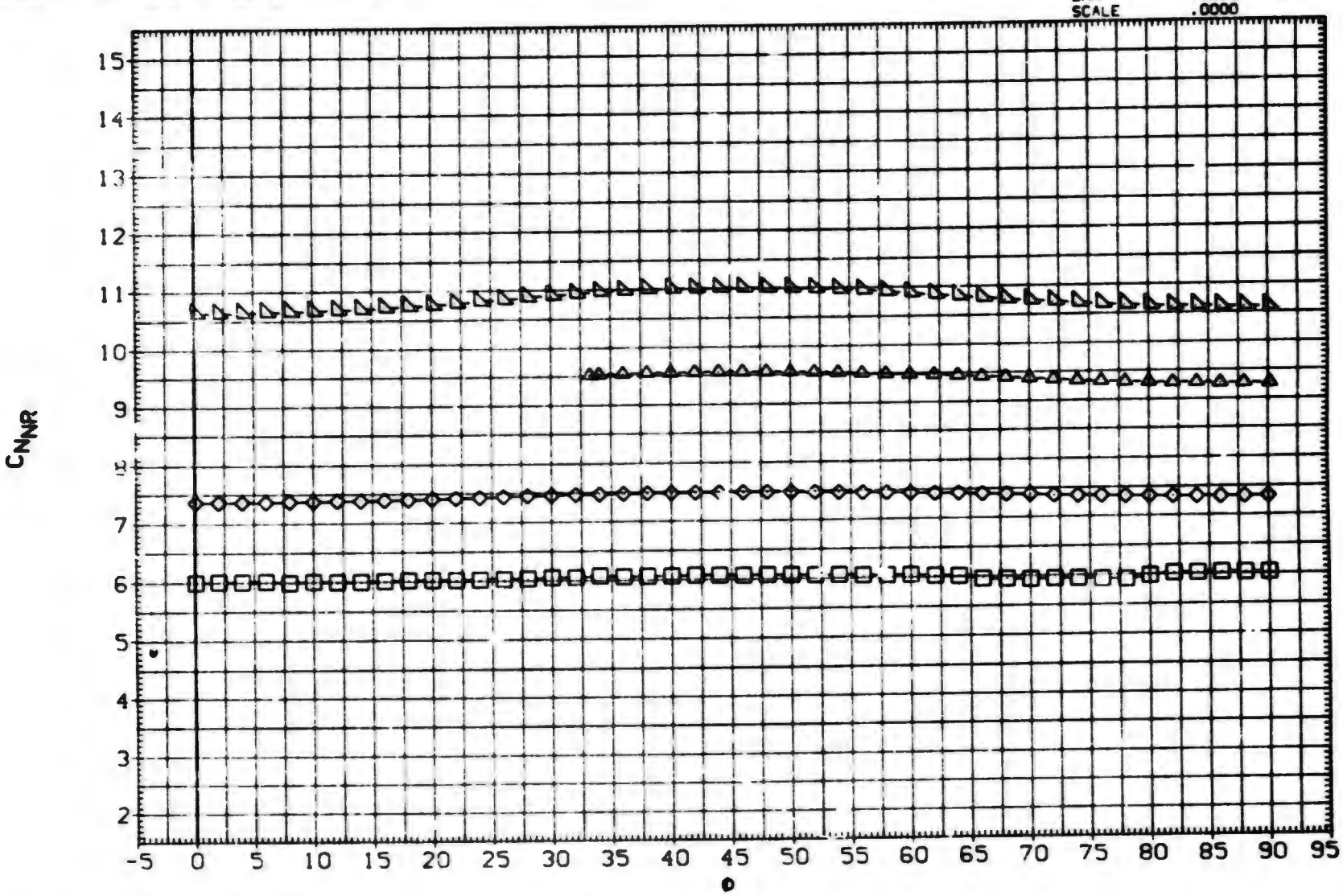

EFFECT OF ROLL ANGLE ON AERODYNAMIC FORCES. B1T11

(A)MACH = 3.01

DATA SET	SYMBOL	CONFIGURATION DESCRIPTION
(RXA023)	○	MDAC 261/AEDC 52 BODY-TAIL. B1T11
(RXA025)	□	MDAC 261/AEDC 52 BODY-TAIL. B1T11
(RXA026)	◇	MDAC 261/AEDC 52 BODY-TAIL. B1T11
(RXA029)	◁	MDAC 261/AEDC 52 BODY-TAIL. B1T11
(RXA031)	▷	DATA NOT AVAILABLE
(RXA034)	D	DATA NOT AVAILABLE

ALPH	LAMBDA	RT.CRD	SEMSPN
.000	1.000	3.749	1.875
2.000	1.000	3.749	1.875
4.000	1.000	3.749	1.875
10.500	1.000	3.749	1.875
14.800	1.000	3.749	1.875
20.000	1.000	3.749	1.875

REFERENCE INFORMATION		
SREF	11.0450	SQ.IN
LREF	3.7500	IN.
BREF	3.7500	IN.
XMRP	24.0000	IN.
YMRP	.0000	IN.
ZMRP	.0000	IN.
SCALE	.0000	

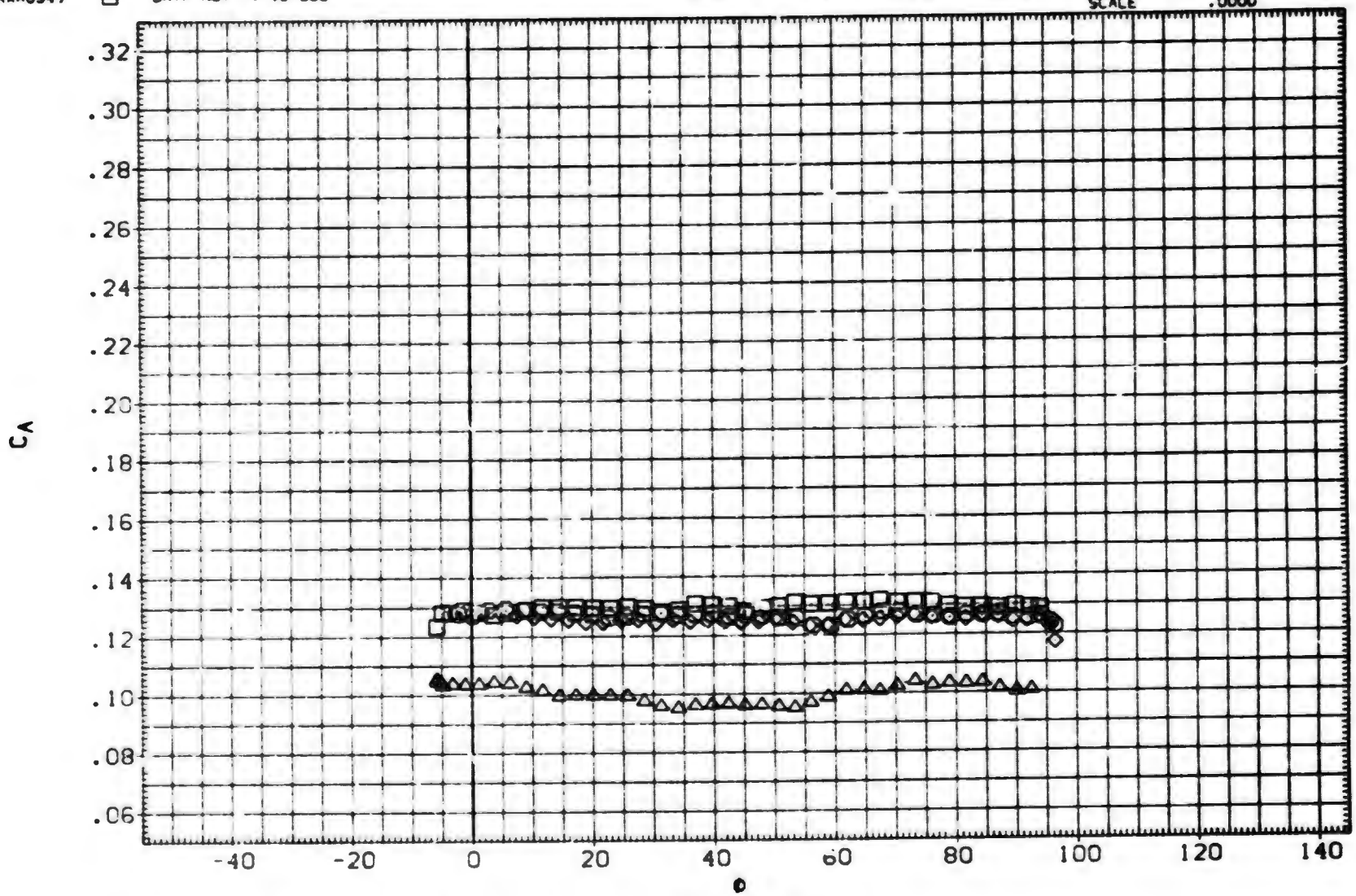

EFFECT OF ROLL ANGLE ON AERODYNAMIC FORCES. B1T11

(A)MACH = .80

DATA SET	SYMBOL	CONFIGURATION DESCRIPTION
(RXA309)	○	AEDC TF 368 BODY-TAIL. B1T11
(BXAAB4)	□	AEDC TF 368 BODY-TAIL. B1T11
(BXAAB.)	◇	AEDC TF 368 BODY-TAIL. B1T11
(BXAABJ)	△	AEDC TF 368 BODY-TAIL. B1T11
(BXAABK)	◺	AEDC TF 368 BODY-TAIL. B1T11

ALPHA	LAMBDA	RT.CRD	SEMSPN
25.000	1.000	3.749	1.875
30.000	1.000	3.749	1.875
35.000	1.000	3.749	1.875
40.000	1.000	3.749	1.875
45.000	1.000	3.749	1.875

REFERENCE INFORMATION

SREF	11.0450	SQ.IN.
LREF	3.7500	IN.
BREF	3.7500	IN.
XMRP	24.0000	IN.
YMRP	.0000	IN.
ZMRP	.0000	IN.
SCALE	.0000	

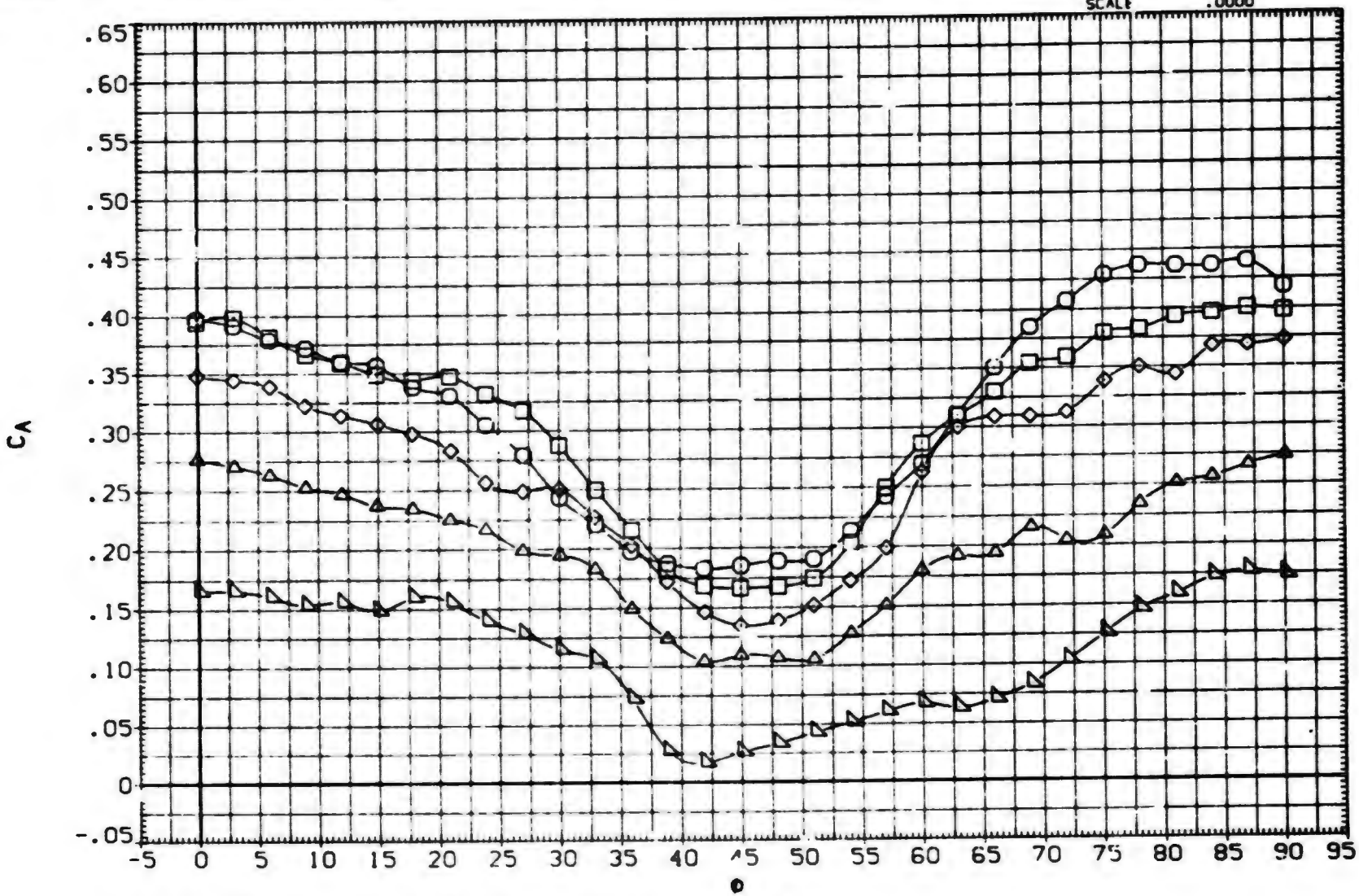

EFFECT OF ROLL ANGLE ON AERODYNAMIC FORCES. B1T11

(A) MACH = .80

DATA SET	SYMBOL	CONFIGURATION DESCRIPTION
(RxA023)	○	MDAC 261/AEDC 52 BODY-TAIL. B1T11
(RxA025)	□	MDAC 261/AEDC 52 BODY-TAIL. B1T11
(RxA026)	◇	MDAC 261/AEDC 52 BODY-TAIL. B1T11
(RxA029)	△	MDAC 261/AEDC 52 BODY-TAIL. B1T11
(RxA031)	◁	MDAC 261/AEDC 52 BODY-TAIL. B1T11
(RxA034)	D	MDAC 261/AEDC 52 BODY-TAIL. B1T11

ALPHA	LAMBDA	RT.CRD	SEMISPN
.000	1.000	3.749	1.875
2.000	1.000	3.749	1.875
4.000	1.000	3.749	1.875
10.500	1.000	3.749	1.875
14.800	1.000	3.749	1.875
20.000	1.000	3.749	1.875

REFERENCE INFORMATION

SREF	11.0450	SQ.IN.
LREF	3.7500	IN.
BREF	3.7500	IN.
XMRP	24.0000	IN.
YMRP	.0000	IN.
ZMRP	.0000	IN.
SCALE	.0000	

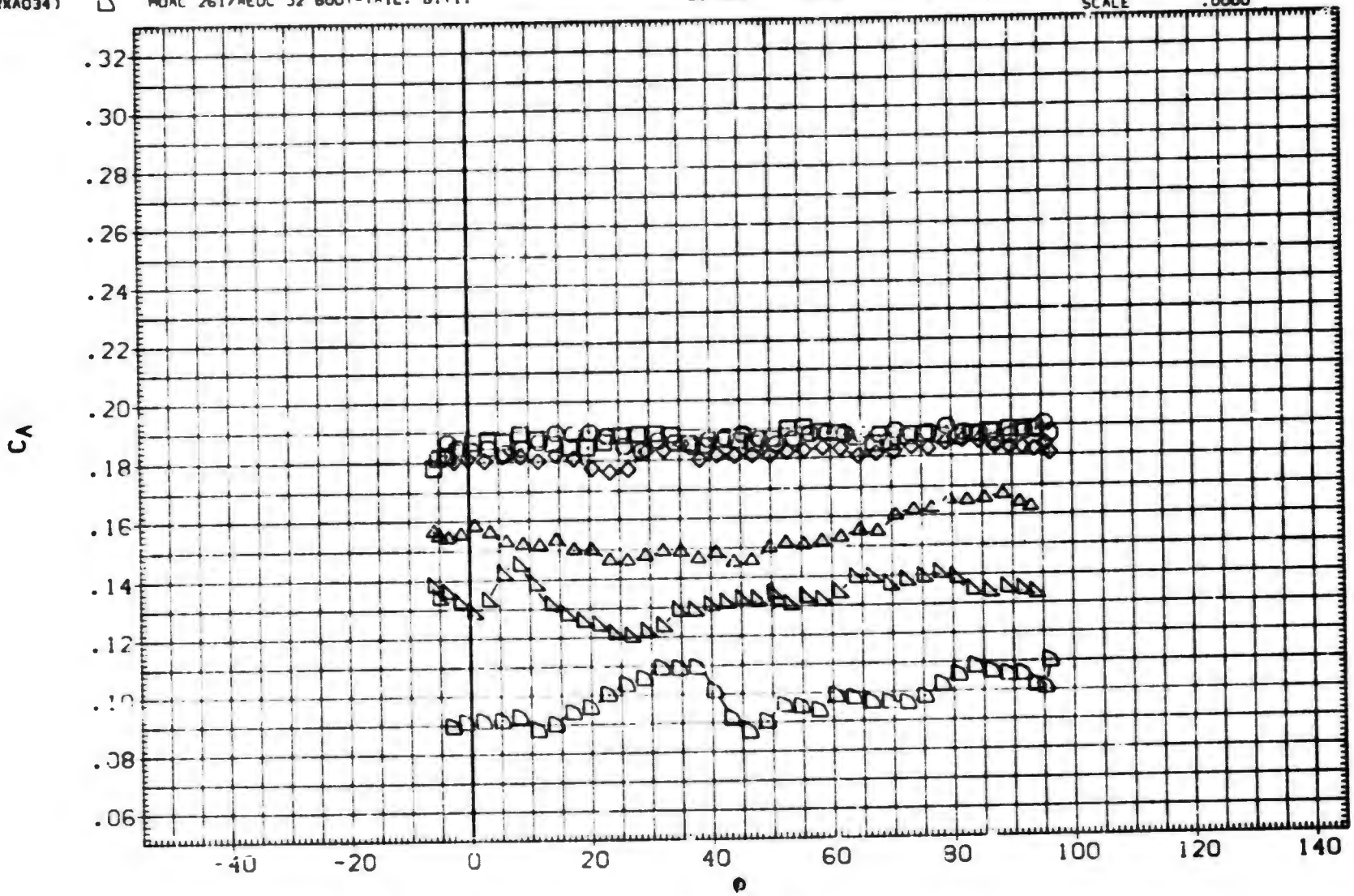

EFFECT OF ROLL ANGLE ON AERODYNAMIC FORCES, B1T11

(A)MACH = 1.00

DATA SET	SYMBOL	CONFIGURATION DESCRIPTION	ALPHA	LAMBDA	RT.CRD	SEMSPN
(RXA309)	○	AEDC TF 368 BODY-TAIL. B1T11	25.000	1.000	3.749	1.875
(BXAABH)	□	AEDC TF 368 BODY-TAIL. B1T11	30.000	1.000	3.749	1.875
(BXAABI)	◇	AEDC TF 368 BODY-TAIL. B1T11	35.000	1.000	3.749	1.875
(BXAABJ)	△	AEDC TF 368 BODY-TAIL. B1T11	40.000	1.000	3.749	1.875
(BXAABK)	◺	AEDC TF 368 BODY-TAIL. B1T11	45.000	1.000	3.749	1.875

REFERENCE INFORMATION

SREF	11.0450	SQ.IN.
LREF	3.7500	IN.
BREF	3.7500	IN.
XMRP	24.0000	IN.
YMRP	.0000	IN.
ZMRP	.0000	IN.
SCALE	.0000	

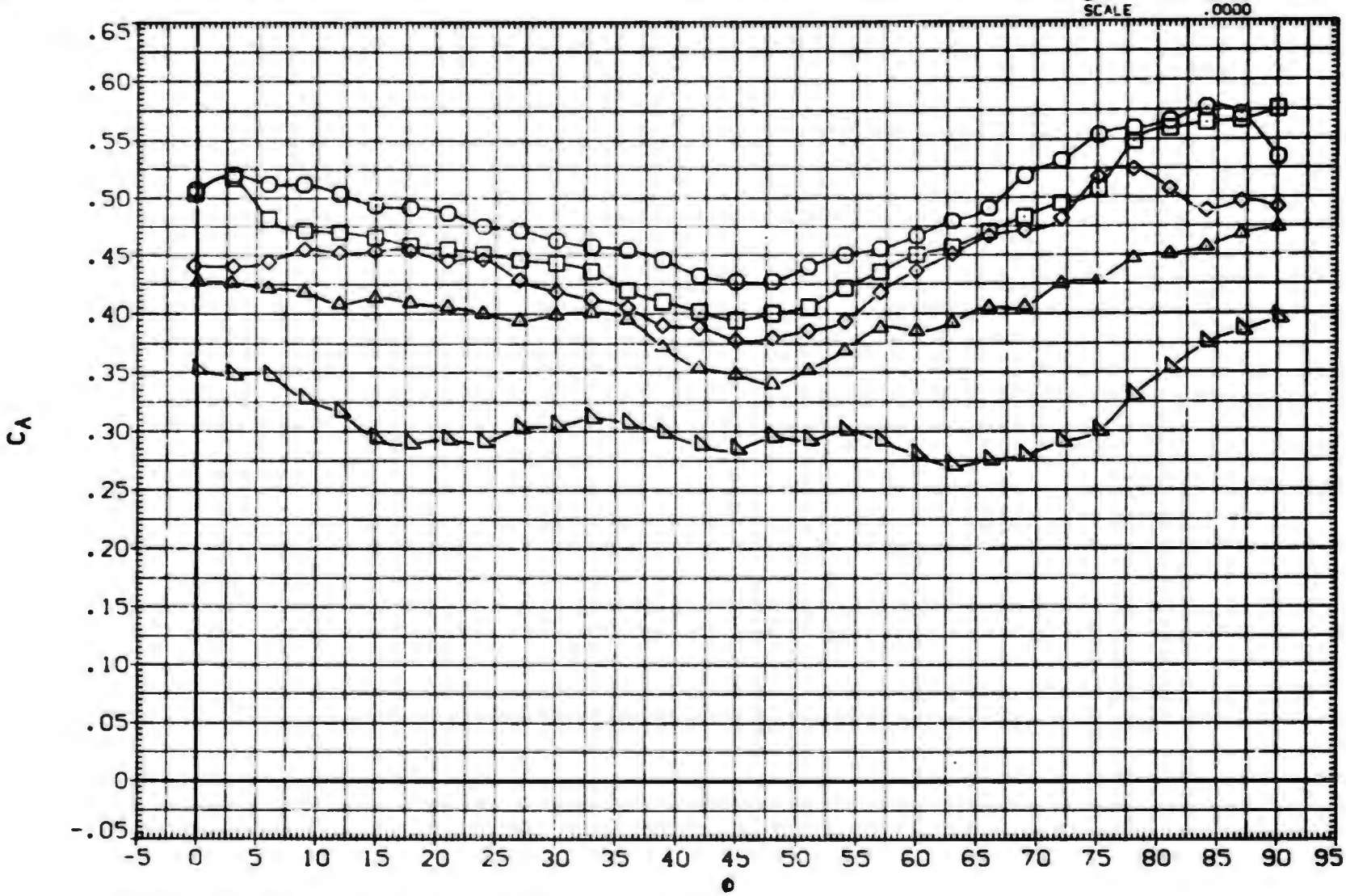

EFFECT OF ROLL ANGLE ON AERODYNAMIC FORCES. B1T11

(A)MACH = 1.00

DATA SET	SYMBOL	CONFIGURATION DESCRIPTION	ALPHA	LAMBDA	RT.CRD	SEMSPN
(RXA023)	○	MDAC 261/AEDC 52 BODY-TAIL. B1T11	.000	1.000	3.749	1.875
(RXA025)	□	MDAC 261/AEDC 52 BODY-TAIL. B1T11	2.000	1.000	3.749	1.875
(RXA026)	◇	MDAC 261/AEDC 52 BODY-TAIL. B1T11	4.000	1.000	3.749	1.875
(RXA029)	△	MDAC 261/AEDC 52 BODY-TAIL. B1T11	10.500	1.000	3.749	1.875
(RXA031)	◭	MDAC 261/AEDC 52 BODY-TAIL. B1T11	14.600	1.000	3.749	1.875
(RXA034)	◺	MDAC 261/AEDC 52 BODY-TAIL. B1T11	20.000	1.000	3.749	1.875

REFERENCE INFORMATION		
SREF	11.0450	SQ.IN.
LREF	3.7500	IN.
BREF	3.7500	IN.
XMRP	24.0000	IN.
YMRP	.0000	IN.
ZMRP	.0000	IN.
SCALE	.0000	

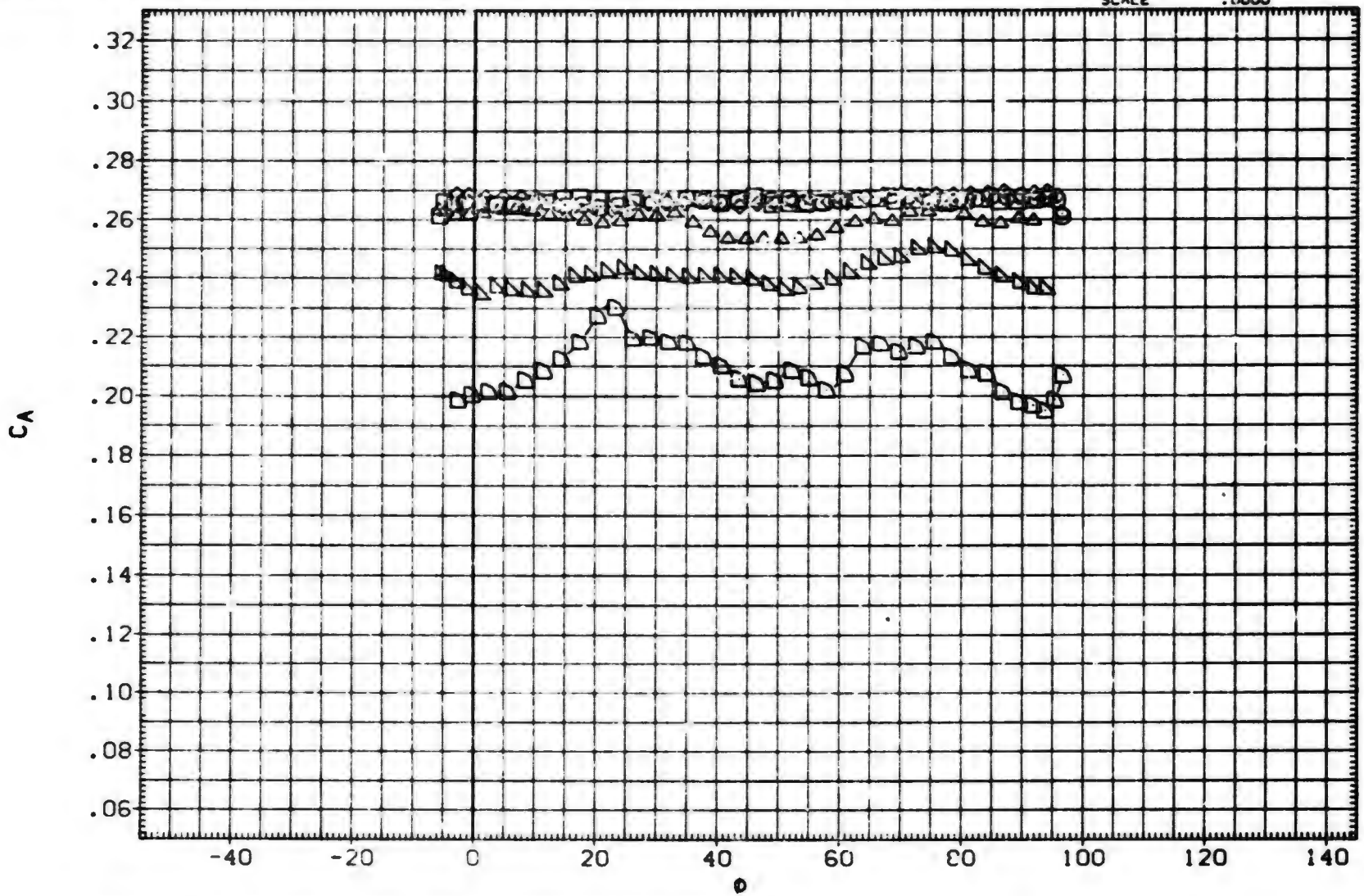

EFFECT OF ROLL ANGLE ON AERODYNAMIC FORCES. B1T11

(A)MACH = 1.20

DATA SET	SYMBOL	CONFIGURATION DESCRIPTION
(RXA309)	○	AEDC TF 368 BODY-TAIL. B1T11
(BXAABH)	□	AEDC TF 368 BODY-TAIL. B1T11
(BXAABI)	◇	AEDC TF 368 BODY-TAIL. B1T11
(BXAABJ)	△	AEDC TF 368 BODY-TAIL. B1T11
(BXAABK)	◺	AEDC TF 368 BODY-TAIL. B1T11

ALPHA	LAMBDA	RT.CRD	SEMSPN
25.000	1.000	3.749	1.875
30.000	1.000	3.749	1.875
35.000	1.000	3.749	1.875
40.000	1.000	3.749	1.875
45.000	1.000	3.749	1.875

REFERENCE INFORMATION

SREF	11.0450	SQ.IN.
LREF	3.7500	IN.
BREF	3.7500	IN.
XMRP	24.0000	IN.
YMRP	.0000	IN.
ZMRP	.0000	IN.
SCALE	.0000	

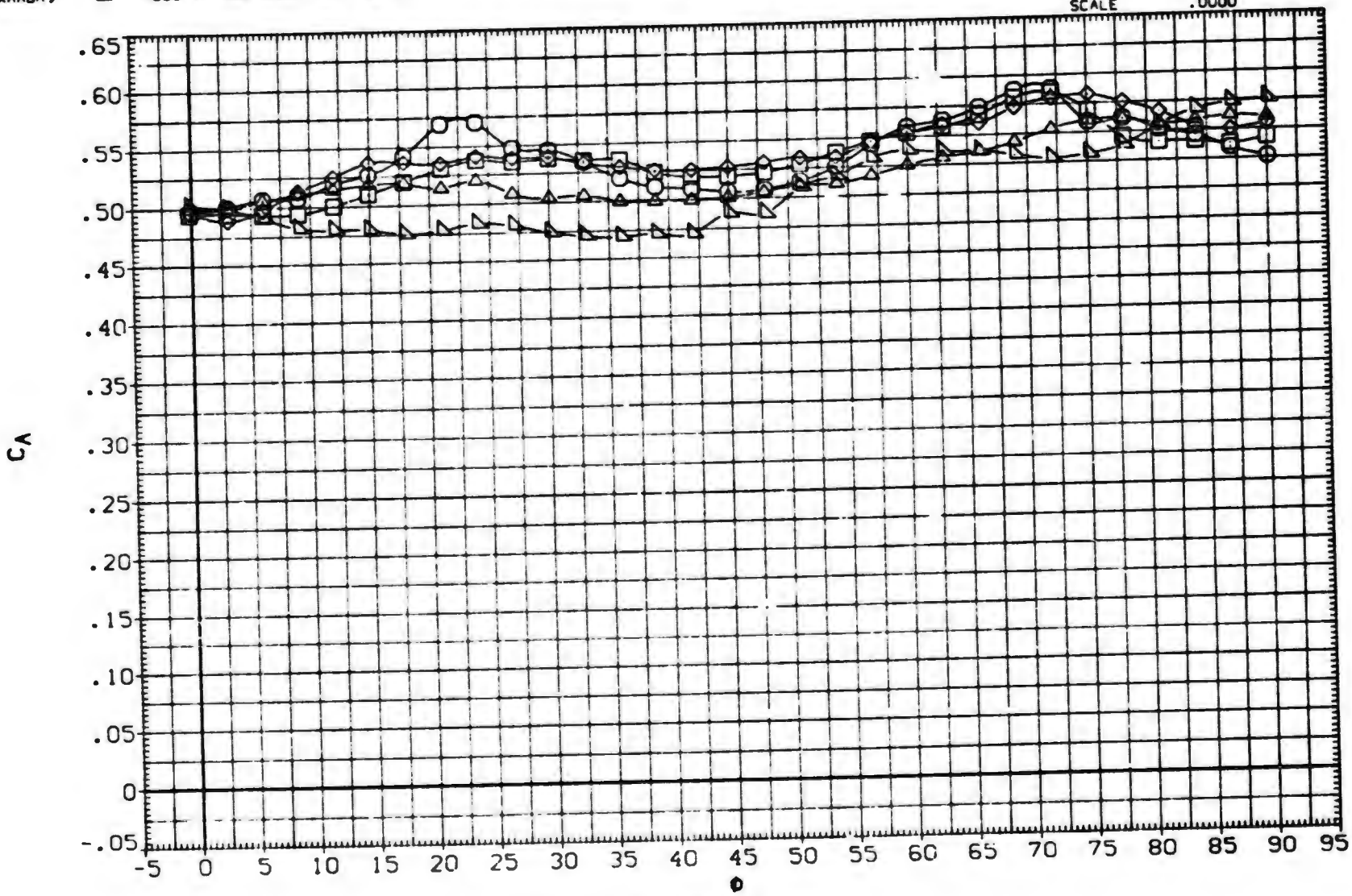

EFFECT OF ROLL ANGLE ON AERODYNAMIC FORCES. B1T11

(A)MACH = 1.20

DATA SET	SYMBOL	CONFIGURATION DESCRIPTION	ALPHA	LAMBDA	RT.CRD	SEMSPN
(RXA023)	○	MDAC 261/AEDC 52 BODY-TAIL. B1T11	.000	1.000	3.749	1.875
(RXA025)	□	MDAC 261/AEDC 52 BODY-TAIL. B1T11	2.000	1.000	3.749	1.875
(RXA026)	◇	MDAC 261/AEDC 52 BODY-TAIL. B1T11	4.000	1.000	3.749	1.875
(RXA029)	△	MDAC 261/AEDC 52 BODY-TAIL. B1T11	10.500	1.000	3.749	1.875
(RXA031)	◁	MDAC 261/AEDC 52 BODY-TAIL. B1T11	14.800	1.000	3.749	1.875
(RXA034)	▷	DATA NOT AVAILABLE	20.000	1.000	3.749	1.875

REFERENCE INFORMATION		
SREF	11.0450	SQ.IN.
LREF	3.7500	IN.
BREF	3.7500	IN.
XMRP	24.0000	IN.
YMRP	.0000	IN.
ZMRP	.0000	IN.
SCALE	.0000	

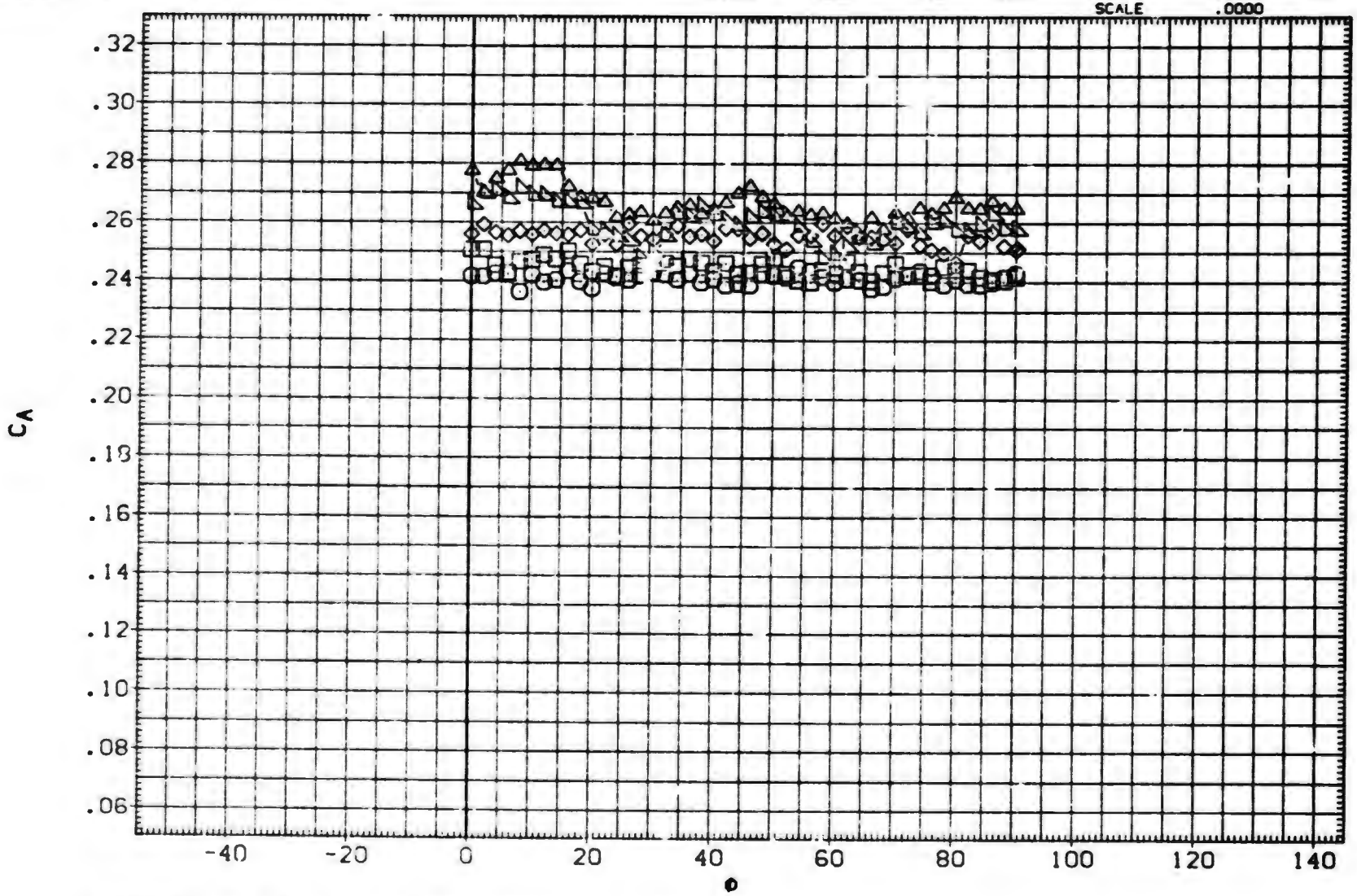

EFFECT OF ROLL ANGLE ON AERODYNAMIC FORCES. B1T11

(A)MACH = 1.76

DATA SET	SYMBOL	CONFIGURATION DESCRIPTION
(RXA023)	○	MDAC 261/AEDC 52 BODY-TAIL. B1T11
(RXA025)	□	MDAC 261/AEDC 52 BODY-TAIL. B1T11
(RXA026)	◇	MDAC 261/AEDC 52 BODY-TAIL. B1T11
(RXA029)	△	MDAC 261/AEDC 52 BODY-TAIL. B1T11
(RXA031)	◁	MDAC 261/AEDC 52 BODY-TAIL. B1T11
(RXA034)	▷	DATA NOT AVAILABLE

ALPHA	LAMBDA	RT.CRD	SEMSPN
.000	1.000	3.749	1.875
2.000	1.000	3.749	1.875
4.000	1.000	3.749	1.875
10.500	1.000	3.749	1.875
14.800	1.000	3.749	1.875
20.000	1.000	3.749	1.875

REFERENCE INFORMATION

SREF	11.0450	SQ.IN.
LREF	3.7500	IN.
BREF	3.7500	IN.
XMRP	24.0000	IN.
YMRP	.0000	IN.
ZMRP	.0000	IN.
SCALE	.0000	

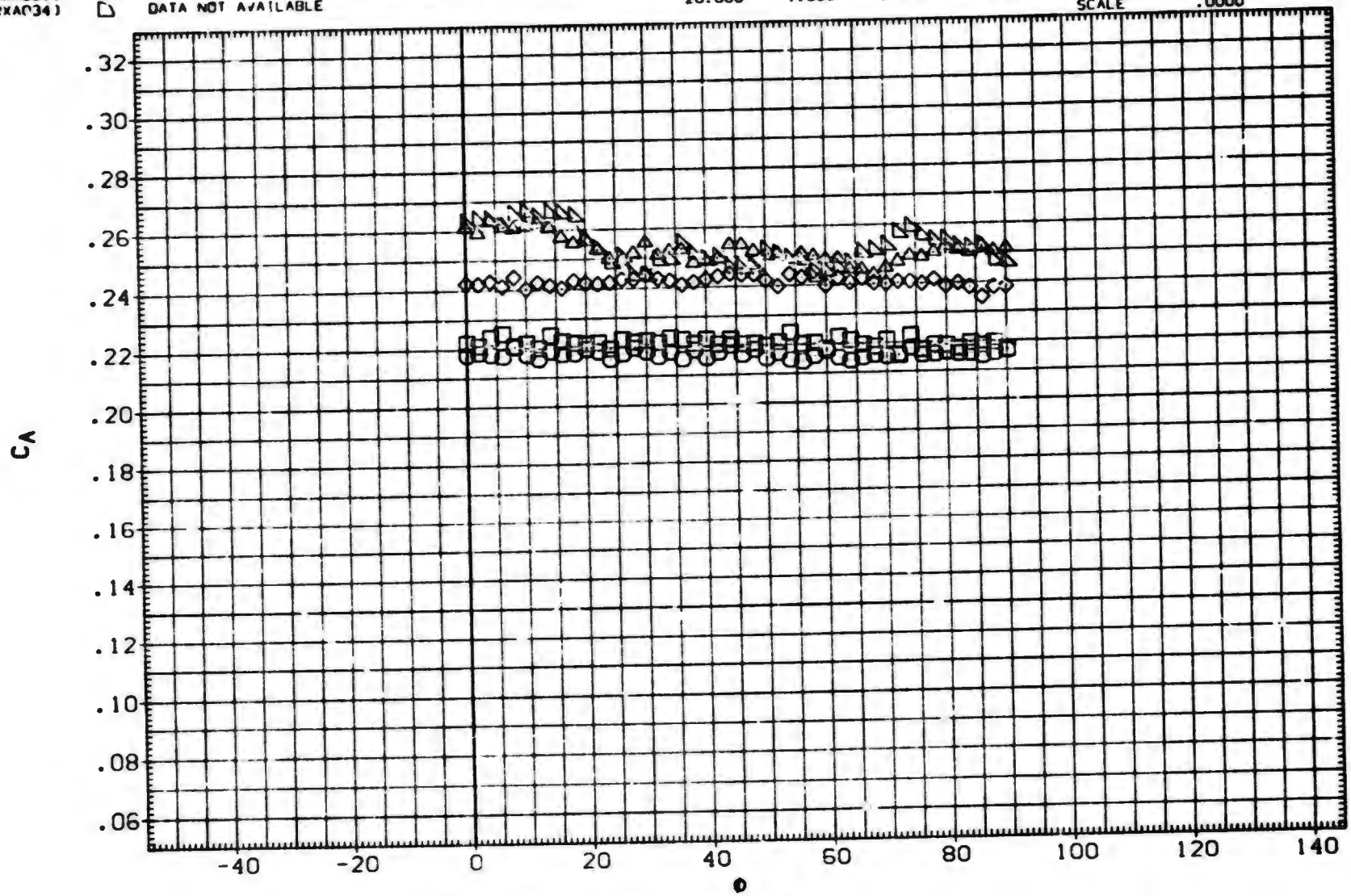

EFFECT OF ROLL ANGLE ON AERODYNAMIC FORCES. B1T11

(A)MACH = 2.00

DATA SET	SYMBOL	CONFIGURATION DESCRIPTION
(RxA309)	○	DATA NOT AVAILABLE
(BxAABH)	□	AEDC TF 368 BODY-TAIL. BIT11
(BxAABI)	◇	AEDC TF 368 BODY-TAIL. BIT11
(BxAABJ)	△	AEDC TF 368 BODY-TAIL. BIT11
(BxAABK)	◺	AEDC TF 368 BODY-TAIL. BIT11

ALPHA	LAMBDA	RT.CRD	SEMSPN
25.000	1.000	3.749	1.875
30.000	1.000	3.749	1.875
35.000	1.000	3.749	1.875
40.000	1.000	3.749	1.875
45.000	1.000	3.749	1.875

REFERENCE INFORMATION

SREF	11.0450	SQ. IN.
LREF	3.7500	IN.
BREF	3.7500	IN.
XMRP	24.0000	IN.
YMRP	.0000	IN.
ZMRP	.0000	IN.
SCALE	.0000	

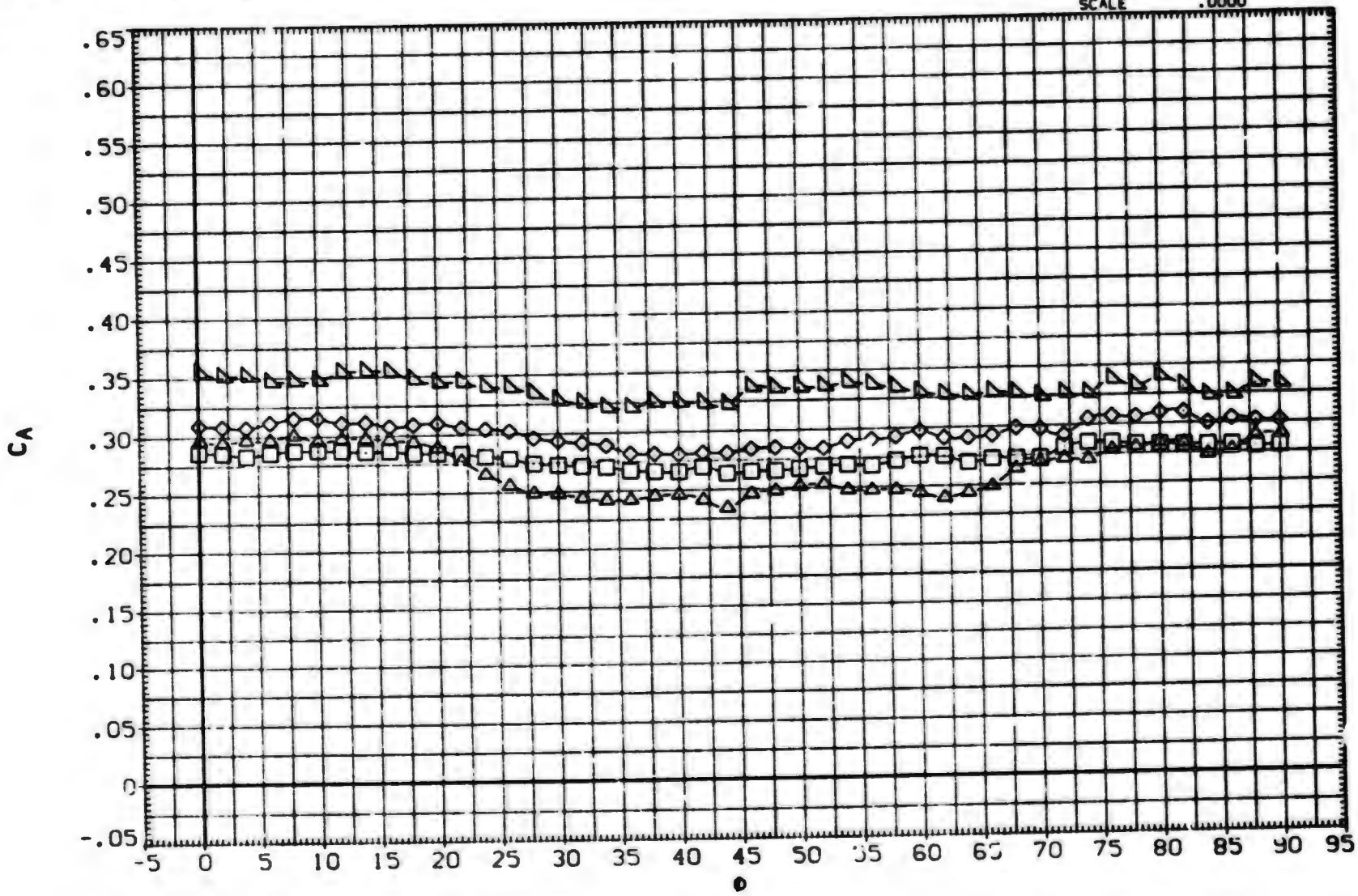

EFFECT OF ROLL ANGLE ON AERODYNAMIC FORCES. BIT11

(A)MACH = 2.00

DATA SET	SYMBOL	CONFIGURATION DESCRIPTION
(RXA023)	○	MDAC 261/AEDC 52 BODY-TAIL. B1T11
(RXA025)	□	MDAC 261/AEDC 52 BODY-TAIL. B1T11
(RXA026)	◇	MDAC 261/AEDC 52 BODY-TAIL. B1T11
(RXA029)	△	MDAC 261/AEDC 52 BODY-TAIL. B1T11
(RXA031)	◁	MDAC 261/AEDC 52 BODY-TAIL. B1T11
(RXA034)	▷	DATA NOT AVAILABLE

ALPHA	LAMBDA	RT.CRD	SEMSPN
.000	1.000	3.749	1.875
2.000	1.000	3.749	1.875
4.000	1.000	3.749	1.875
10.500	1.000	3.749	1.875
14.800	1.000	3.749	1.875
20.000	1.000	3.749	1.875

REFERENCE INFORMATION

SREF	11.0450	SQ.IN.
LREF	3.7300	IN.
BREF	3.7500	IN.
XMRP	24.0000	IN.
YMRP	.0000	IN.
ZMRP	.0000	IN.
SCALE	.0000	

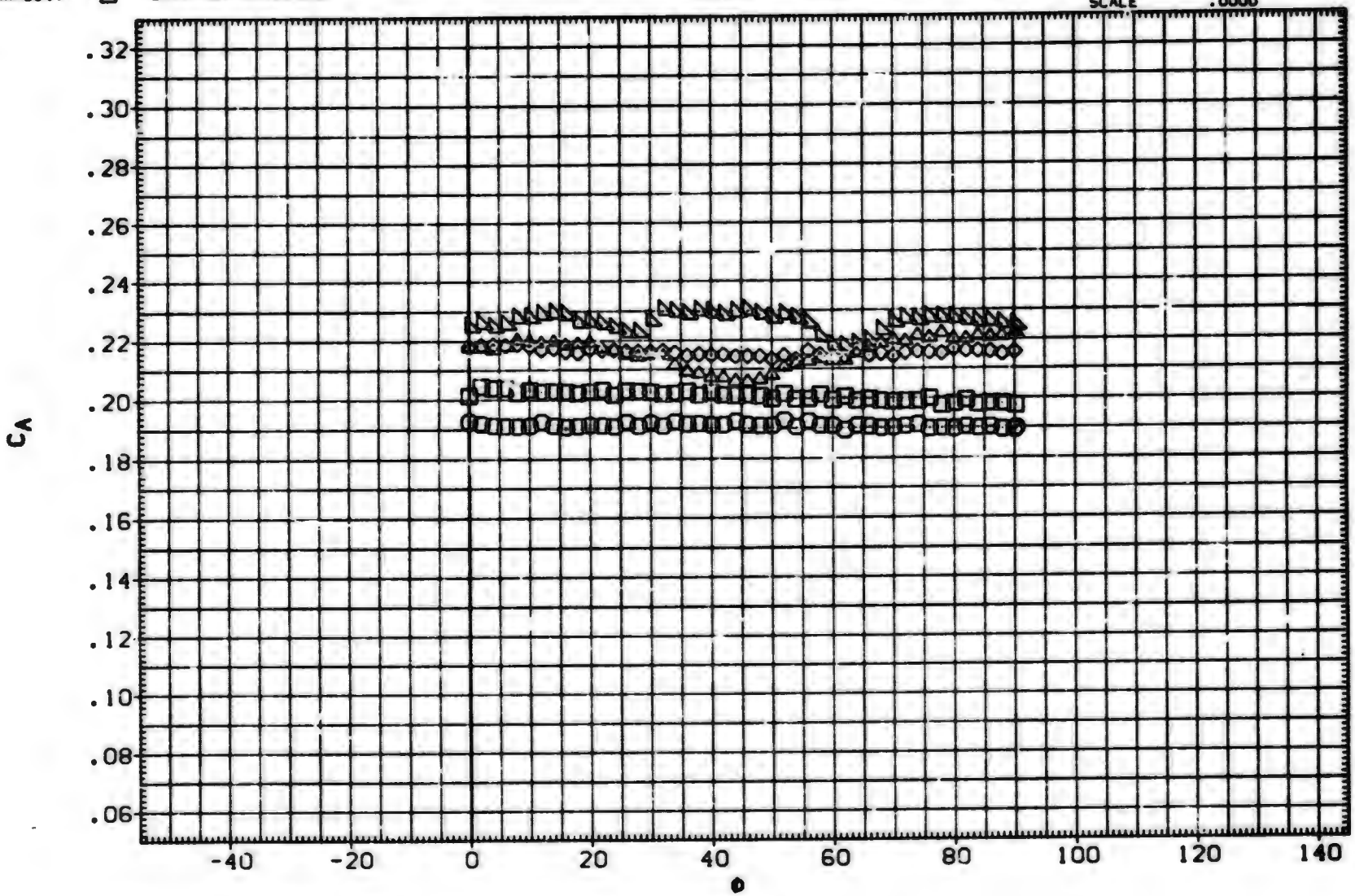

EFFECT OF ROLL ANGLE ON AERODYNAMIC FORCES. B1T11

(A)MACH = 2.50

DATA SET	SYMBOL	CONFIGURATION DESCRIPTION
(RXA309)	○	DATA NOT AVAILABLE
(BXAABH)	□	AEDC TF 368 BODY-TAIL, BITII
(BXAABI)	◇	AEDC TF 368 BODY-TAIL, BITII
(BXAABJ)	△	AEDC TF 368 BODY-TAIL, BITII
(BXAABK)	◺	AEDC TF 368 BODY-TAIL, BITII

ALPHA	LAMBDA	RT.CRD	SEMSPN
25.000	1.000	3.749	1.875
30.000	1.000	3.749	1.875
35.000	1.000	3.749	1.875
40.000	1.000	3.749	1.875
45.000	1.000	3.749	1.875

REFERENCE INFORMATION		
SREF	11.0450	SQ.IN.
LREF	3.7500	IN.
BREF	3.7500	IN.
XMRP	24.0000	IN.
YMRP	.0000	IN.
ZMRP	.0000	IN.
SCALE	.0000	

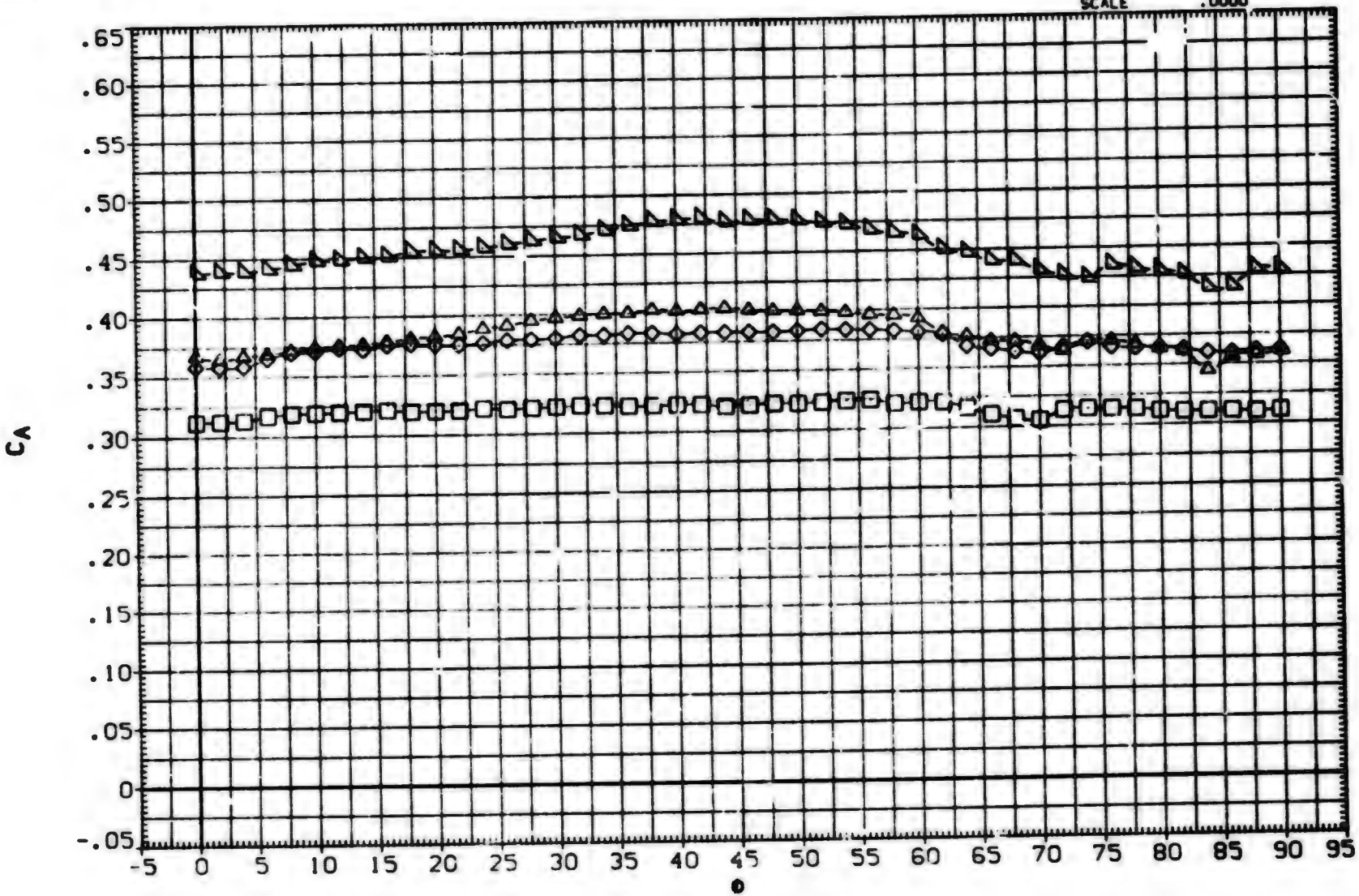

EFFECT OF ROLL ANGLE ON AERODYNAMIC FORCES, BITII

(A)MACH = 2.50

DATA SET	SYMBOL	CONFIGURATION DESCRIPTION
(RXA023)	○	MDAC 261/AEDC 52 BODY-TAIL. B1T11
(RXA025)	□	MDAC 261/AEDC 52 BODY-TAIL. B1T11
(RXA026)	◇	MDAC 261/AEDC 52 BODY-TAIL. B1T11
(RXA029)	△	MDAC 261/AEDC 52 BODY-TAIL. B1T11
(RXA031)	◁	MDAC 261/AEDC 52 BODY-TAIL. B1T11
(RXA034)	D	DATA NOT AVAILABLE

ALPHA	LAMBDA	RT.CRD	SEMSPN
.000	1.000	3.749	1.875
2.000	1.000	3.749	1.875
4.000	1.000	3.749	1.875
10.500	1.000	3.749	1.875
14.800	1.000	3.749	1.875
20.000	1.000	3.749	1.875

REFERENCE INFORMATION

SREF	11.0450	SQ. IN.
LREF	3.7500	IN.
BREF	3.7500	IN.
XMRP	24.0000	IN.
YMRP	.0000	IN.
ZMRP	.0000	IN.
SCALE	.0000	

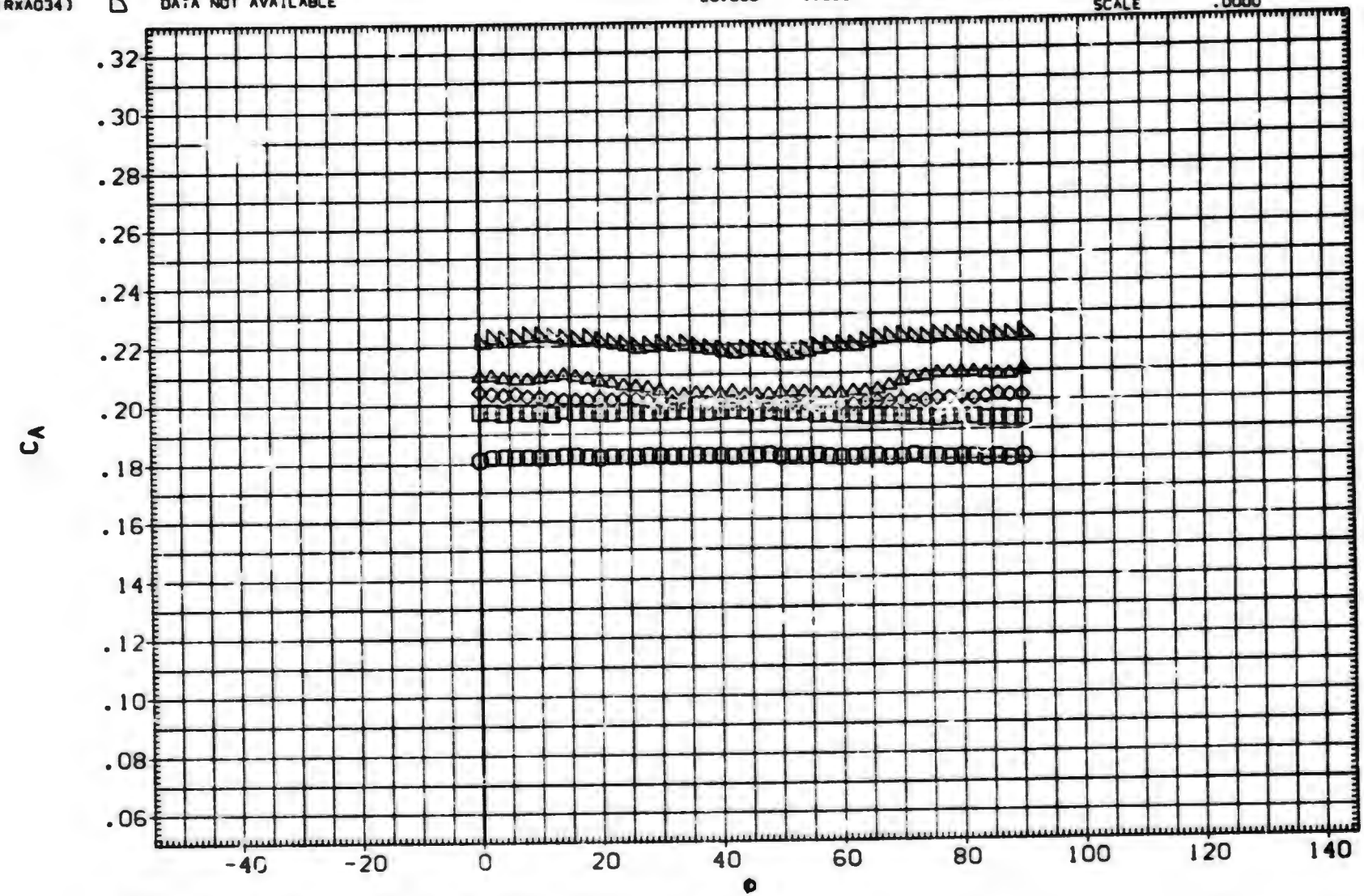

EFFECT OF ROLL ANGLE ON AERODYNAMIC FORCES. B1T11

(A)MACH = 3.01

DATA SET	SYMBOL	CONFIGURATION DESCRIPTION
(RXA309)	○	DATA NOT AVAILABLE
(BXAABH)	□	AEDC TF 368 BODY-TAIL. B1T11
(BXAABI)	◇	AEDC TF 368 BODY-TAIL. B1T11
(BXAABJ)	△	AEDC TF 368 BODY-TAIL. B1T11
(BXAABK)	◺	AEDC TF 368 BODY-TAIL. B1T11

ALPHA	LAMBDA	RT.CRD	SEMSPN
25.000	1.000	3.749	1.875
30.000	1.000	3.749	1.875
35.000	1.000	3.749	1.875
40.000	1.000	3.749	1.875
45.000	1.000	3.749	1.875

REFERENCE INFORMATION

SREF	11.0450	SQ.IN.
LREF	3.7500	IN.
BREF	3.7500	IN.
XMRP	24.0000	IN.
YMRP	.0000	IN.
ZMRP	.0000	IN.
SCALE	.0000	

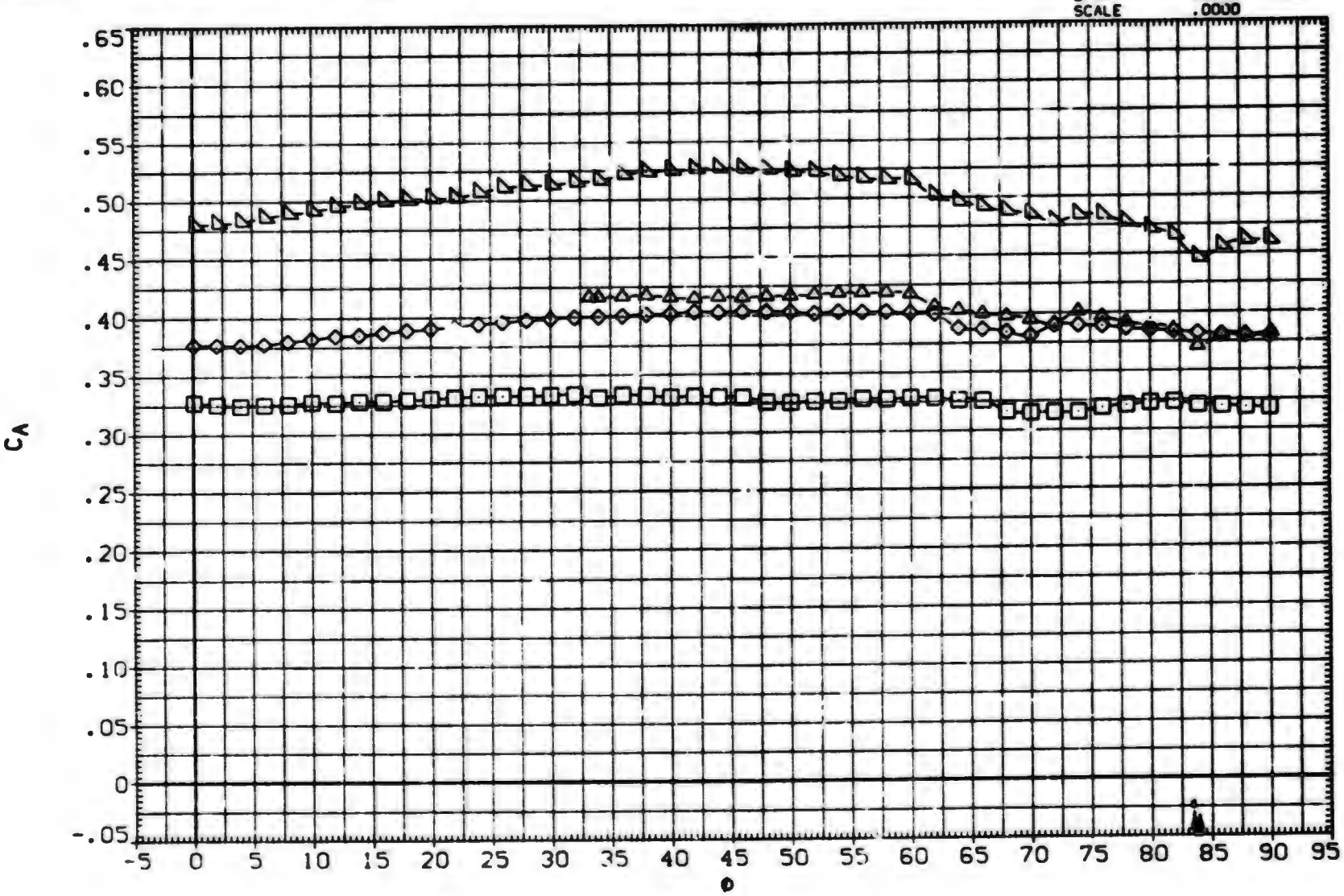

EFFECT OF ROLL ANGLE ON AERODYNAMIC FORCES. B1T11

(A)MACH = 3.01

DATA SET	SYMBOL	CONFIGURATION DESCRIPTION
(RxAC23)	○	MDAC 261/AEDC 52 BODY-TAIL. BITII
(RxA025)	□	MDAC 261/AEDC 52 BODY-TAIL. BITII
(RxA026)	◇	MDAC 261/AEDC 52 BODY-TAIL. BITII
(RxA029)	△	MDAC 261/AEDC 52 BODY-TAIL. BITII
(RxA031)	◺	DATA NOT AVAILABLE
(RxA034)	◻	DATA NOT AVAILABLE

ALPHA	LAMBDA	RT.CRD	SEMSPN
.000	1.000	3.749	1.875
2.000	1.000	3.749	1.875
4.000	1.000	3.749	1.875
10.500	1.000	3.749	1.875
14.800	1.000	3.749	1.875
20.000	1.000	3.749	1.875

REFERENCE INFORMATION		
SREF	11.0450	SQ. IN.
LREF	3.7500	IN.
BREF	3.7500	IN.
XMRP	24.0000	IN.
YMRP	.0000	IN.
ZMRP	.0000	IN.
SCALE	.0000	

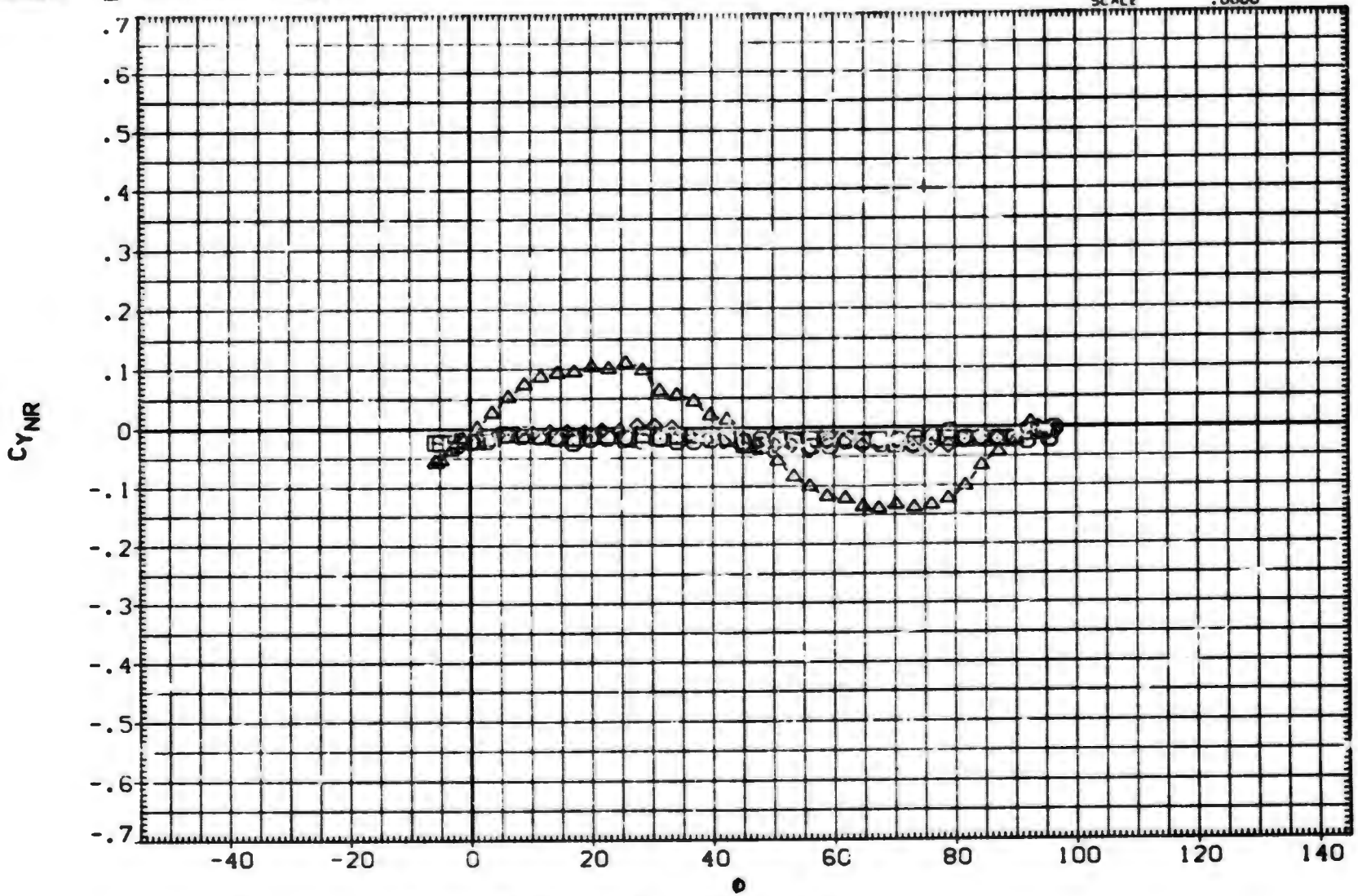

EFFECT OF ROLL ANGLE ON AERODYNAMIC FORCES. BITII

(A)MACH = .80

DATA SET	SYMBOL	CONFIGURATION DESCRIPTION
(RXA309)	○	AEDC TF 368 BODY-TAIL. B1T11
(BXAABH)	□	AEDC TF 368 BODY-TAIL. B1T11
(BXAABI)	◇	AEDC TF 368 BODY-TAIL. B1T11
(BXAABJ)	△	AEDC TF 368 BODY-TAIL. B1T11
(BXAABK)	◺	AEDC TF 368 BODY-TAIL. B1T11

ALPHA	LAMBDA	RT.CRD	SEMSPN
25.000	1.000	3.749	1.875
30.000	1.000	3.749	1.875
35.000	1.000	3.749	1.875
40.000	1.000	3.749	1.875
45.000	1.000	3.749	1.875

REFERENCE INFORMATION		
SREF	11.0450	SQ.IN.
LREF	3.7500	IN.
BREF	3.7500	IN.
XMRP	24.0000	IN.
YMRP	.0000	IN.
ZMRP	.0000	IN.
SCALE	.0000	

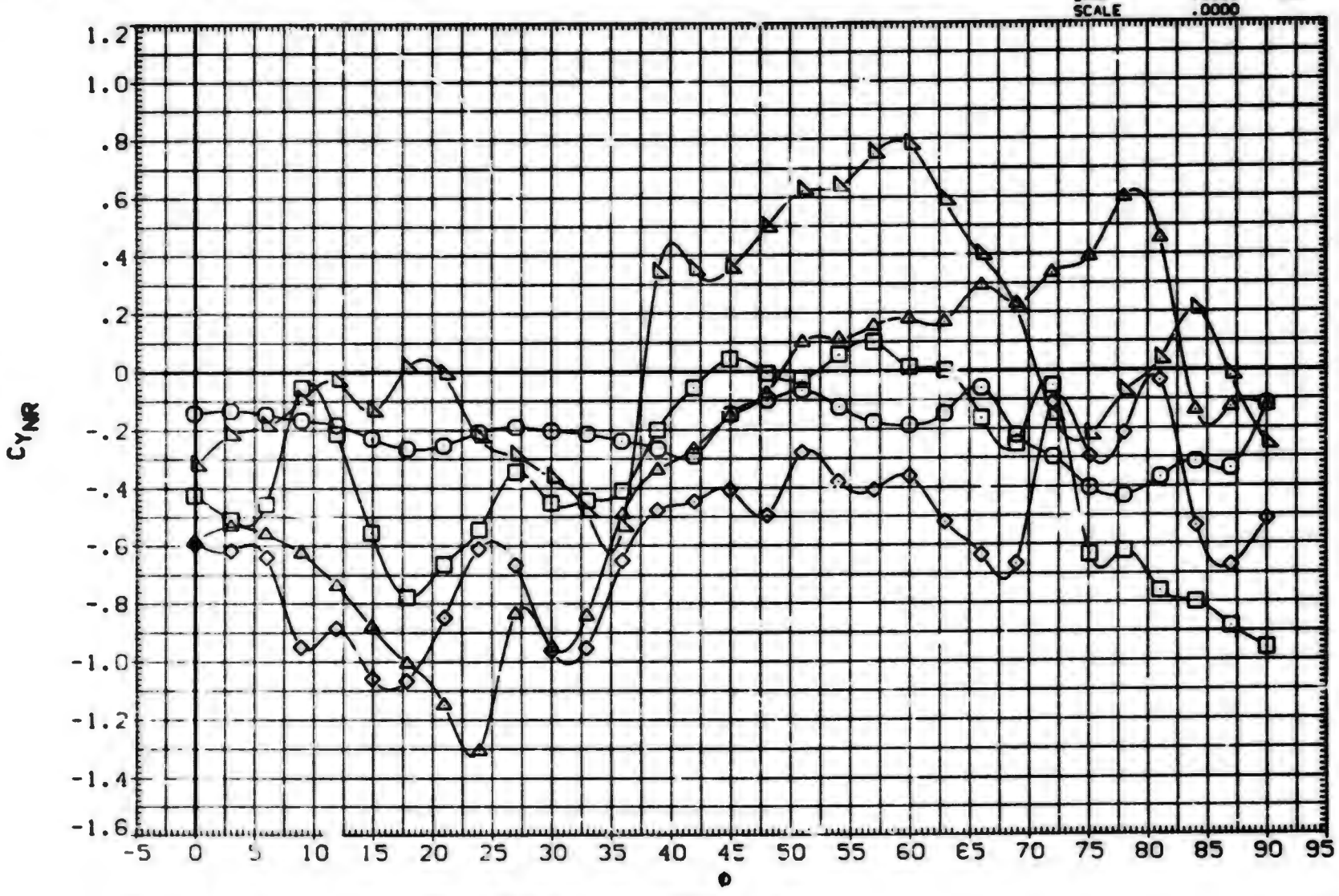

EFFECT OF ROLL ANGLE ON AERODYNAMIC FORCES. B1T11

(A)MACH = .80

DATA SET	SYMBOL	CONFIGURATION DESCRIPTION	ALPHA	LAMBDA	RT.CRD	SEMSPN
(RxA023)	○	MDAC 261/AEDC 52 BODY-TAIL. B1T11	.000	1.000	3.749	1.875
(RxA025)	□	MDAC 261/AEDC 52 BODY-TAIL B1T11	2.000	1.000	3.749	1.875
(RxA026)	◇	MDAC 261/AEDC 52 BODY-TAIL. B1T11	4.000	1.000	3.749	1.875
(RxA029)	△	MDAC 261/AEDC 52 BODY-TAIL. B1T11	10.500	1.000	3.749	1.875
(RxA031)	◁	MDAC 261/AEDC 52 BODY-TAIL. B1T11	14.800	1.000	3.749	1.875
(RxA034)	D	MDAC 261/AEDC 52 BODY-TAIL. B1T11	20.000	1.000	3.749	1.875

REFERENCE INFORMATION

SREF	11.0450	SQ.IN.
LREF	3.7500	IN.
BREF	3.7500	IN.
XMRP	24.0000	IN.
YMRP	.0000	IN.
ZMRP	.0000	IN.
SCALE	.0000	

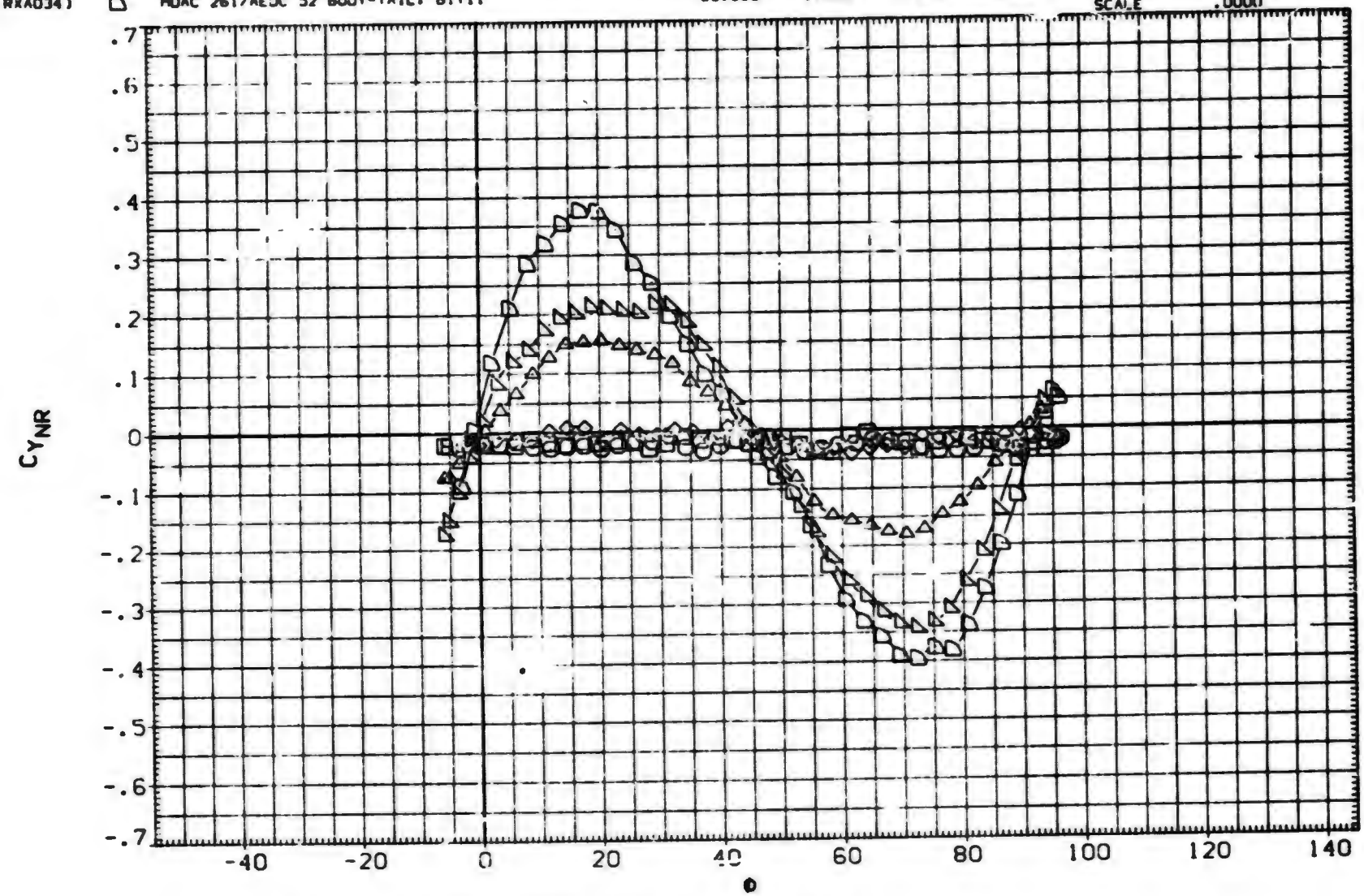

EFFECT OF ROLL ANGLE ON AERODYNAMIC FORCES. B1T11

(A)MACH = 1.00

DATA SET	SYMBOL	CONFIGURATION DESCRIPTION	ALPHA	LAMBDA	RT.CRD	SEMSPN
(RXA309)	○	AEDC TF 368 BODY-TAIL. BIT11	25.000	1.000	3.749	1.875
(BXAABH)	□	AEDC TF 368 BODY-TAIL. BIT11	30.000	1.000	3.749	1.875
(BXAABI)	◇	AEDC TF 368 BODY-TAIL. BIT11	35.000	1.000	3.749	1.875
(BXAABJ)	◺	AEDC TF 368 BODY-TAIL. BIT11	40.000	1.000	3.749	1.875
(BXAABK)	△	AEDC TF 368 BODY-TAIL. BIT11	45.000	1.000	3.749	1.875

REFERENCE INFORMATION

SREF	11.0450	SQ. IN.
LREF	3.7500	IN.
BREF	3.7500	IN.
XMRP	24.0000	IN.
YMRP	.0000	IN.
ZMRP	.0000	IN.
SCALE	[illegible]	

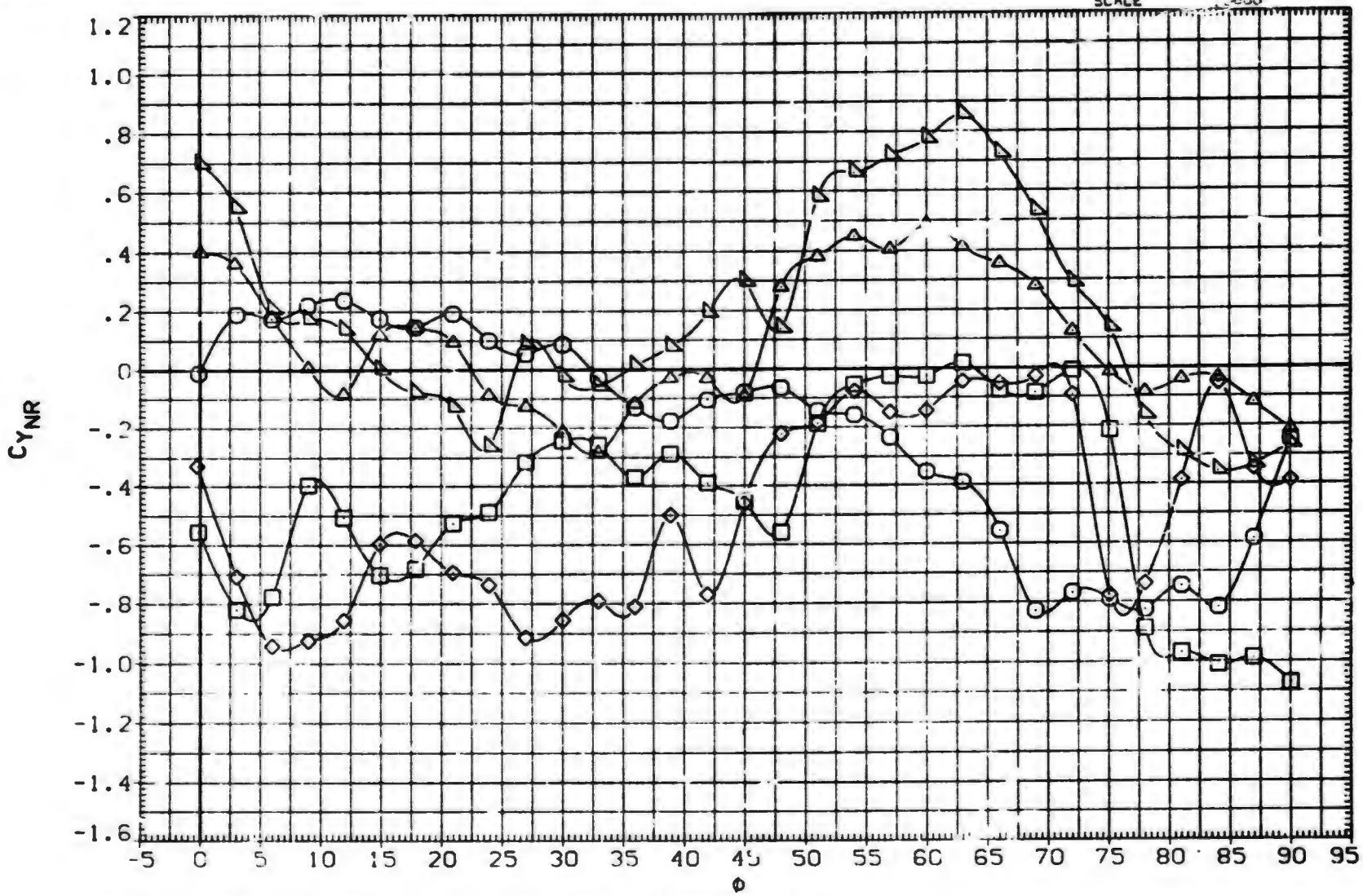

EFFECT OF ROLL ANGLE ON AERODYNAMIC FORCES. BIT11

(A)MACH = 1.00

DATA SET	SYMBOL	CONFIGURATION DESCRIPTION	ALPHA	LAMBDA	RT.CRD	SEMSPN
(RXA023)	○	MDAC 261/AEDC 52 BODY-TAIL. B1T11	.000	1.000	3.749	1.875
(RXA025)	□	MDAC 261/AEDC 52 BODY-TAIL. B1T11	2.000	1.000	3.749	1.875
(RXA026)	◇	MDAC 261/AEDC 52 BODY-TAIL. B1T11	4.000	1.000	3.749	1.875
(RXA029)	△	MDAC 261/AEDC 52 BODY-TAIL. B1T11	10.500	1.000	3.749	1.875
(RXA031)	◁	MDAC 261/AEDC 52 BODY-TAIL. B1T11	14.800	1.000	3.749	1.875
(RXA034)	D	MDAC 261/AEDC 52 BODY-TAIL. B1T11	20.000	1.000	3.749	1.875

REFERENCE INFORMATION

SREF	11.0450	SQ.IN.
LREF	3.7500	IN.
BREF	3.7500	IN.
XMRP	24.0000	IN.
YMRP	.0000	IN.
ZMRP	.0000	IN.
SCALE	.0000	

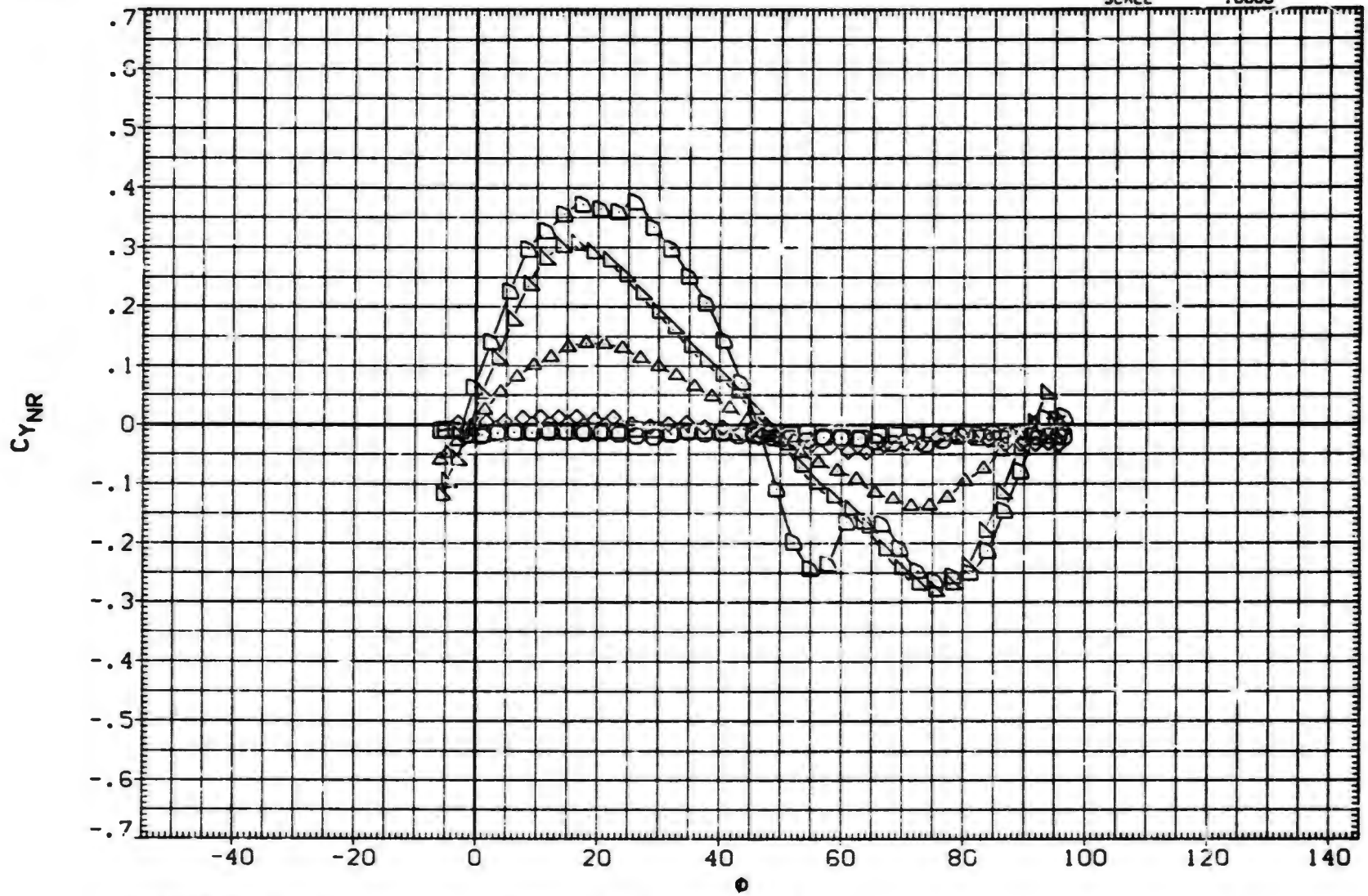

EFFECT OF ROLL ANGLE ON AERODYNAMIC FORCES. B1T11

(A)MACH = 1.20

DATA SET	SYMBOL	CONFIGURATION DESCRIPTION
(RXA309)	○	AEDC TF 368 BODY-TAIL. B1T11
(BXAABH)	□	AEDC TF 368 BODY-TAIL. B1T11
(BXAABI)	◇	AEDC TF 368 BODY-TAIL. B1T11
(BXAABJ)	△	AEDC TF 368 BODY-TAIL. B1T11
(BXAABK)	◺	AEDC TF 368 BODY-TAIL. B1T11

ALPHA	LAMBDA	RT.CRD	SEMSPN
25.000	1.000	3.749	1.875
30.000	1.000	3.749	1.875
35.000	1.000	3.749	1.875
40.000	1.000	3.749	1.875
45.000	1.000	3.749	1.875

REFERENCE INFORMATION

SREF	11.0450	SQ.IN.
LREF	3.7500	IN.
BREF	3.7500	IN.
XMRP	24.0000	IN.
YMRP	.0000	IN.
ZMRP	.0000	IN.
SCALE	.0000	

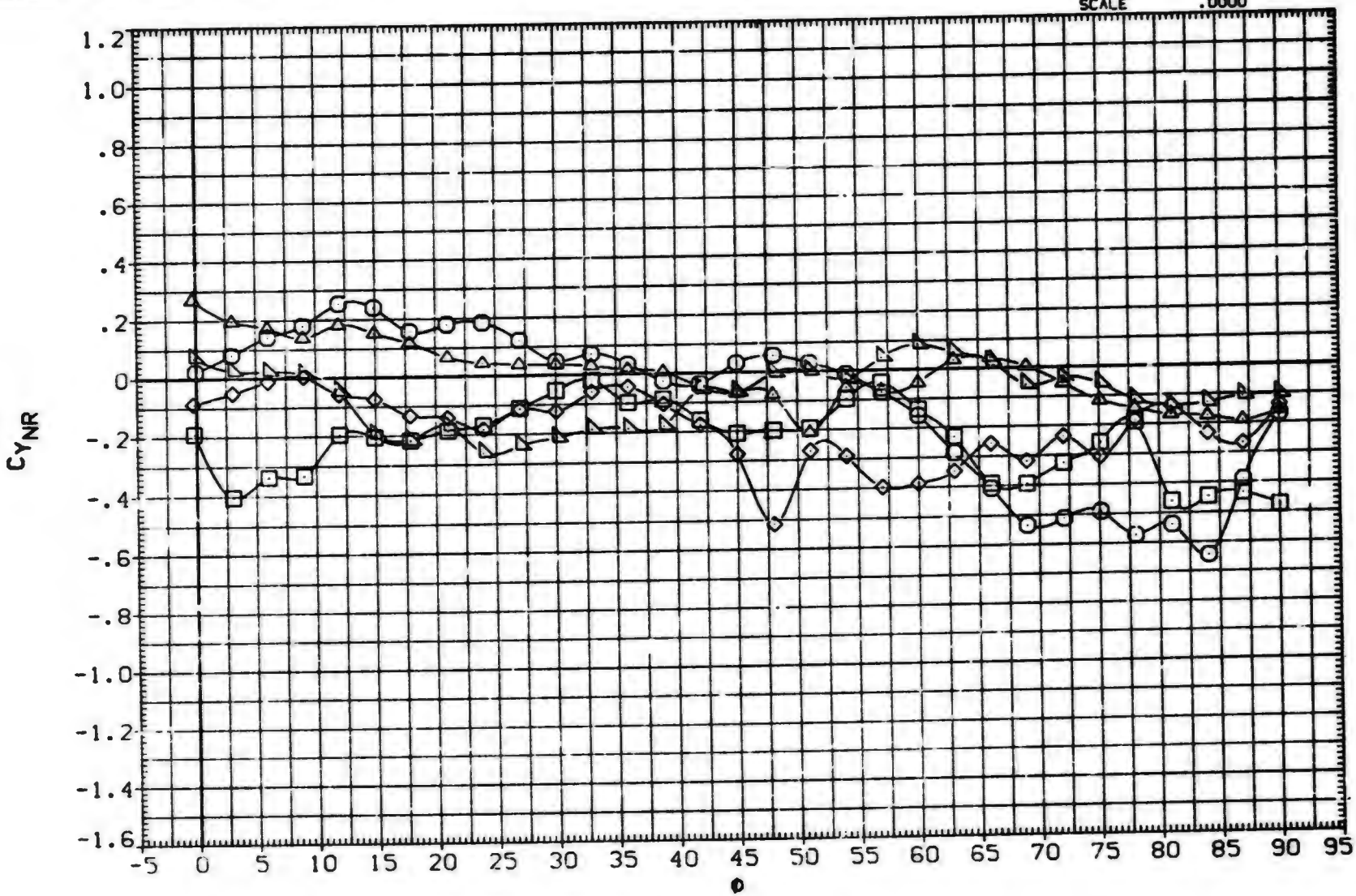

EFFECT OF ROLL ANGLE ON AERODYNAMIC FORCES. B1T11

(A)MACH = 1.20

DATA SET	SYMBOL	CONFIGURATION DESCRIPTION	ALPHA	LAMBDA	RT.CRD	SEMSPN
(RXA023)	○	MDAC 261/AEDC 52 BODY-TAIL. B1T11	.000	1.000	3.749	1.875
(RXA025)	□	MDAC 261/AEDC 52 BODY-TAIL. B1T11	2.000	1.000	3.749	1.875
(RXA026)	◇	MDAC 261/AEDC 52 BODY-TAIL. B1T11	4.000	1.000	3.743	1.875
(RXA029)	△	MDAC 261/AEDC 52 BODY-TAIL. B1T11	10.500	1.000	3.749	1.875
(RXA031)	◺	MDAC 261/AEDC 52 BODY-TAIL. B1T11	14.800	1.000	3.749	1.875
(RXA034)	D	DATA NOT AVAILABLE	20.000	1.000	3.749	1.875

REFERENCE INFORMATION		
SREF	11.0450	SQ. IN.
LREF	3.7500	IN.
BREF	3.7500	IN.
XMRP	24.0000	IN.
YMRP	.0000	IN.
ZMRP	.0000	IN.
SCALE	.0000	

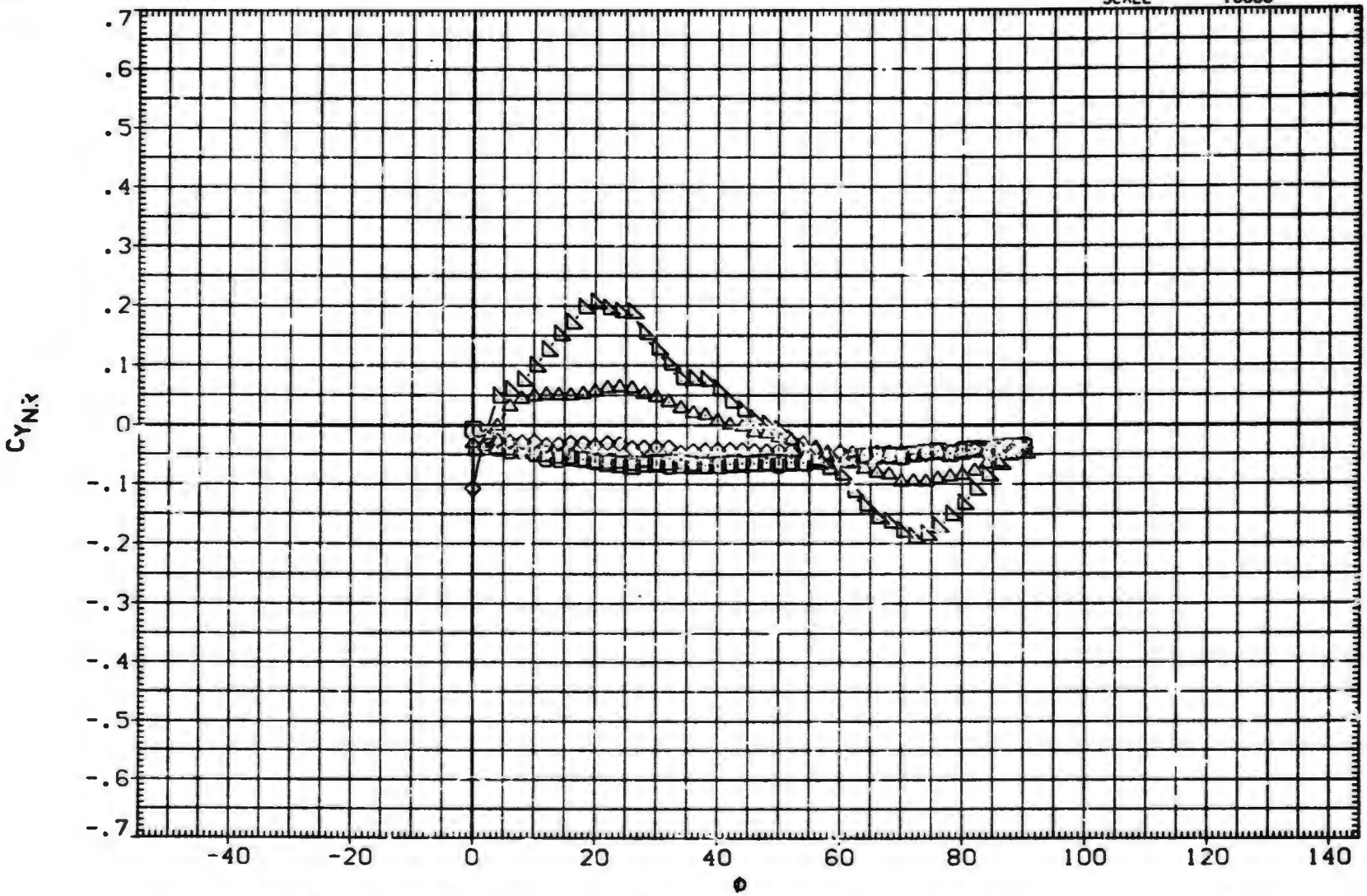

EFFECT OF ROLL ANGLE ON AERODYNAMIC FORCES. B1T11

(A)MACH = 1.76

DATA SET	SYMBOL	CONFIGURATION DESCRIPTION
(RxA023)	○	MDAC 261/AEDC 52 BODY-TAIL. B1T11
(RxA025)	□	MDAC 261/AEDC 52 BODY-TAIL. B1T11
(RxA026)	◇	MDAC 261/AEDC 52 BODY-TAIL. B1T11
(RxA029)	△	MDAC 261/AEDC 52 BODY-TAIL. B1T11
(RxA031)	◺	MDAC 261/AEDC 52 BODY-TAIL. B1T11
(RxA034)	◻	DATA NOT AVAILABLE

ALPHA	LAMBDA	RT.CRD	SEMSPN
.000	1.000	3.749	1.875
2.000	1.000	3.749	1.875
4.000	1.000	3.749	1.875
10.000	1.000	3.749	1.875
14.000	1.000	3.749	1.875
20.000	1.000	3.749	1.875

REFERENCE INFORMATION

SREF	11.0450	SQ.IN.
LREF	3.7500	IN.
BREF	3.7500	IN.
XMRP	24.0000	IN.
YMRP	.0000	IN.
ZMRP	.0000	IN.
SCALE	.0000	

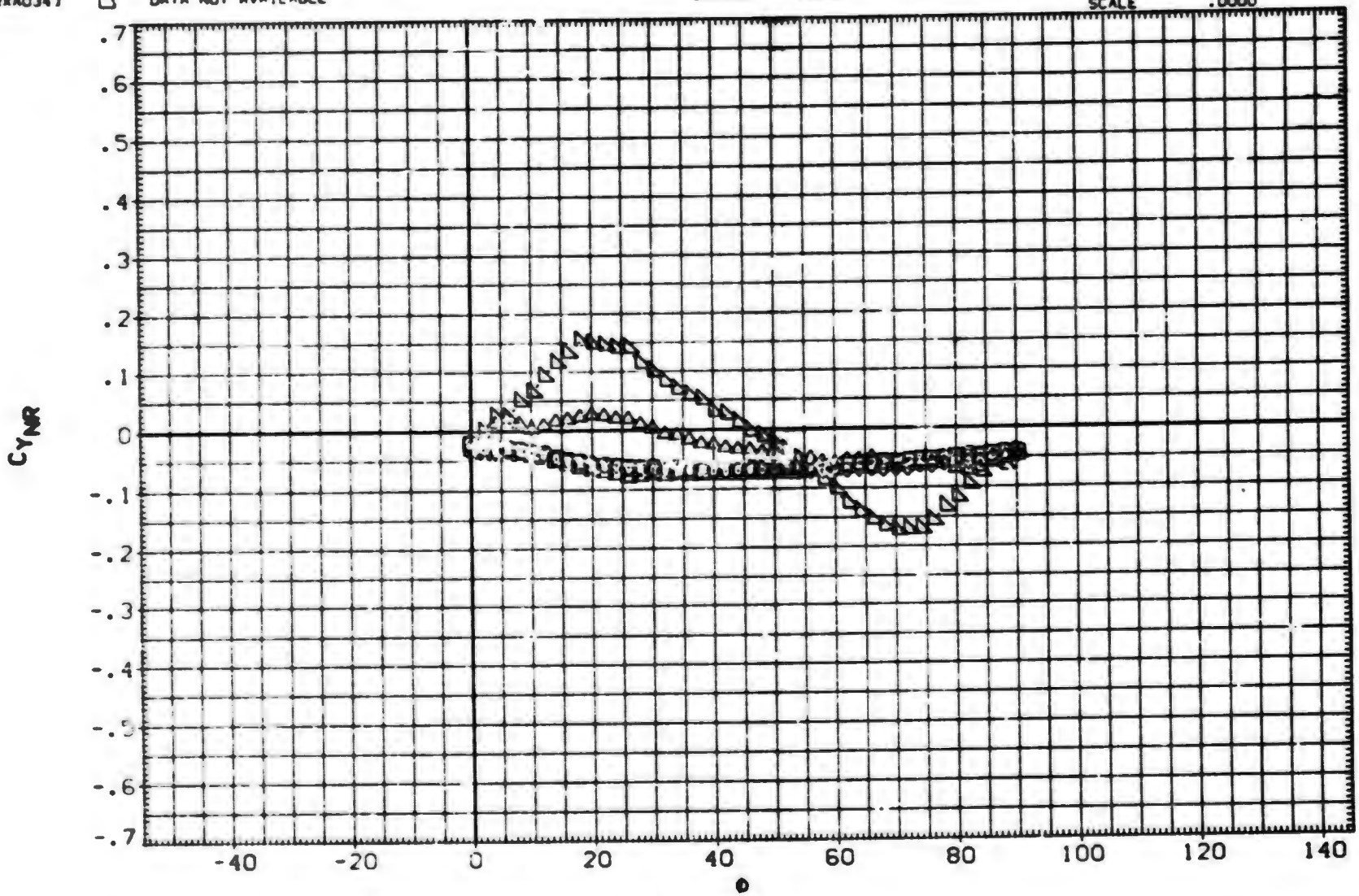

EFFECT OF ROLL ANGLE ON AERODYNAMIC FORCES. B1T11

(A)MACH = 2.00

DATA SET	SYMBOL	CONFIGURATION DESCRIPTION
(RXA309)	○	DATA NOT AVAILABLE
(BXAABH)	□	AEDC TF 368 BODY-TAIL. BITII
(BXAABI)	◇	AEDC TF 368 BODY-TAIL. BITII
(BXAABJ)	▷	AEDC TF 368 BODY-TAIL. BITII
(BXAABK)	△	AEDC TF 368 BODY-TAIL. BITII

ALPHA	LAMBDA	RT.CRL	SEMSPN
25.000	1.000	3.749	1.875
30.000	1.000	3.749	1.875
35.000	1.000	3.749	1.875
40.000	1.000	3.749	1.875
45.000	1.000	3.749	1.875

REFERENCE INFORMATION		
SREF	11.0450	SQ.IN.
LREF	3.7500	IN.
BREF	3.7500	IN.
XMRP	24.0000	IN.
YMRP	.0000	IN.
ZMRP	.0000	IN.
SCALE	.0000	

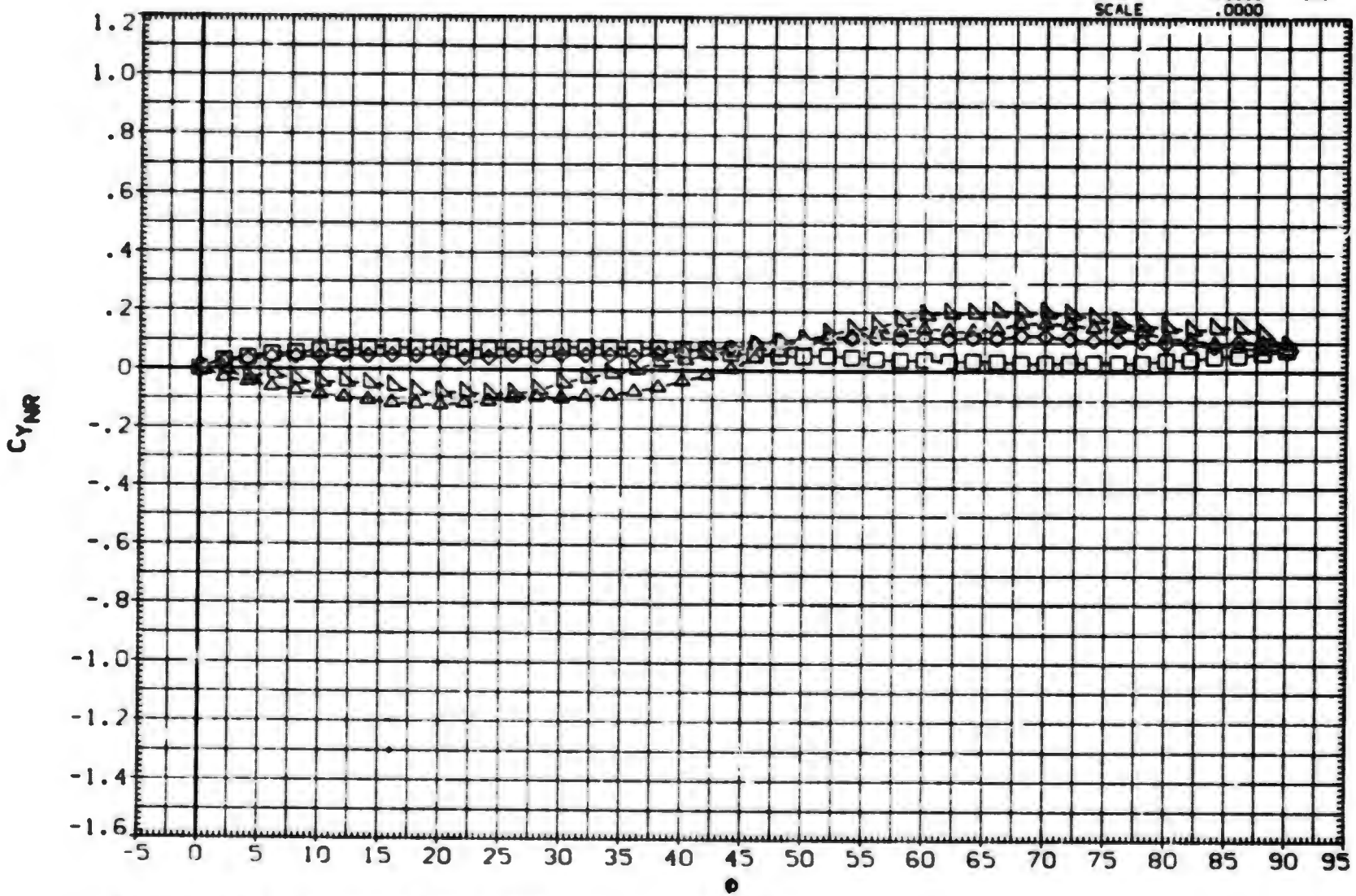

EFFECT OF ROLL ANGLE ON AERODYNAMIC FORCES. BITII

(A)MACH = 2.00

DATA SET	SYMBOL	CONFIGURATION DESCRIPTION
(RXA023)	○	MDAC 261/AEDC 52 BODY-TAIL. B1T11
(RXA025)	□	MDAC 261/AEDC 52 BODY-TAIL. B1T11
(RXA026)	◇	MDAC 261/AEDC 52 BODY-TAIL. B1T11
(RXA029)	△	MDAC 261/AEDC 52 BODY-TAIL. B1T11
(RXA031)	◁	MDAC 261/AEDC 52 BODY-TAIL. B1T11
(RXA034)	▷	DATA NOT AVAILABLE

ALPHA	LAMBDA	RT.CRD	SEMSPN
.000	1.000	3.749	1.875
2.000	1.000	3.749	1.875
4.000	1.000	3.749	1.875
10.500	1.000	3.749	1.875
14.800	1.000	3.749	1.875
20.000	1.000	3.749	1.875

REFERENCE INFORMATION

SREF	11.0450	SQ. IN.
LREF	3.7500	IN.
BREF	3.7500	IN.
XMRP	24.0000	IN.
YMRP	.0000	IN.
ZMRP	.0000	IN.
SCALE	.0000	

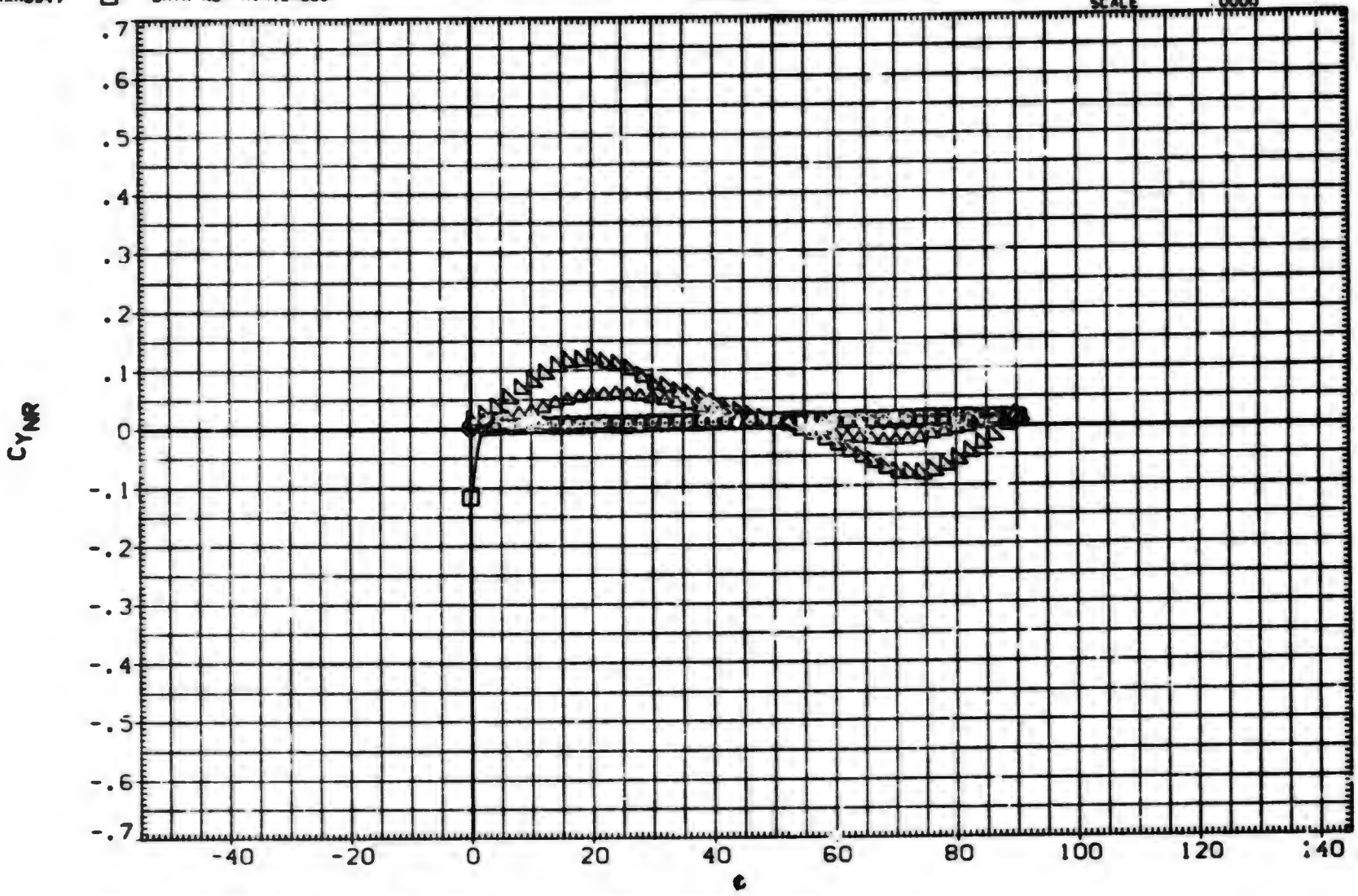

EFFECT OF ROLL ANGLE ON AERODYNAMIC FORCES. B1T11

(A)MACH = 2.50

DATA SET	SYMBOL	CONFIGURATION DESCRIPTION
(RXA309)	○	DATA NOT AVAILABLE
(BXAABH)	□	AEDC TF 368 BODY-TAIL. BIT11
(BXAABI)	◇	AEDC TF 368 BODY-TAIL. BIT11
(BXAABJ)	△	AEDC TF 368 BODY-TAIL. BIT11
(BXAABK)	◺	AEDC TF 368 BODY-TAIL. BIT11

ALPHA	LAMBDA	RT.CRD	SEMSPN
25.000	1.000	3.749	1.875
30.000	1.000	3.749	1.875
35.000	1.000	3.749	1.875
40.000	1.000	3.749	1.875
45.000	1.000	3.749	1.875

REFERENCE INFORMATION		
SREF	11.0450	SQ.IN.
LREF	3.7500	IN.
BREF	3.7500	IN.
XMRP	24.0000	IN.
YMRP	.0000	IN.
ZMRP	.0000	IN.
SCALE	.0000	

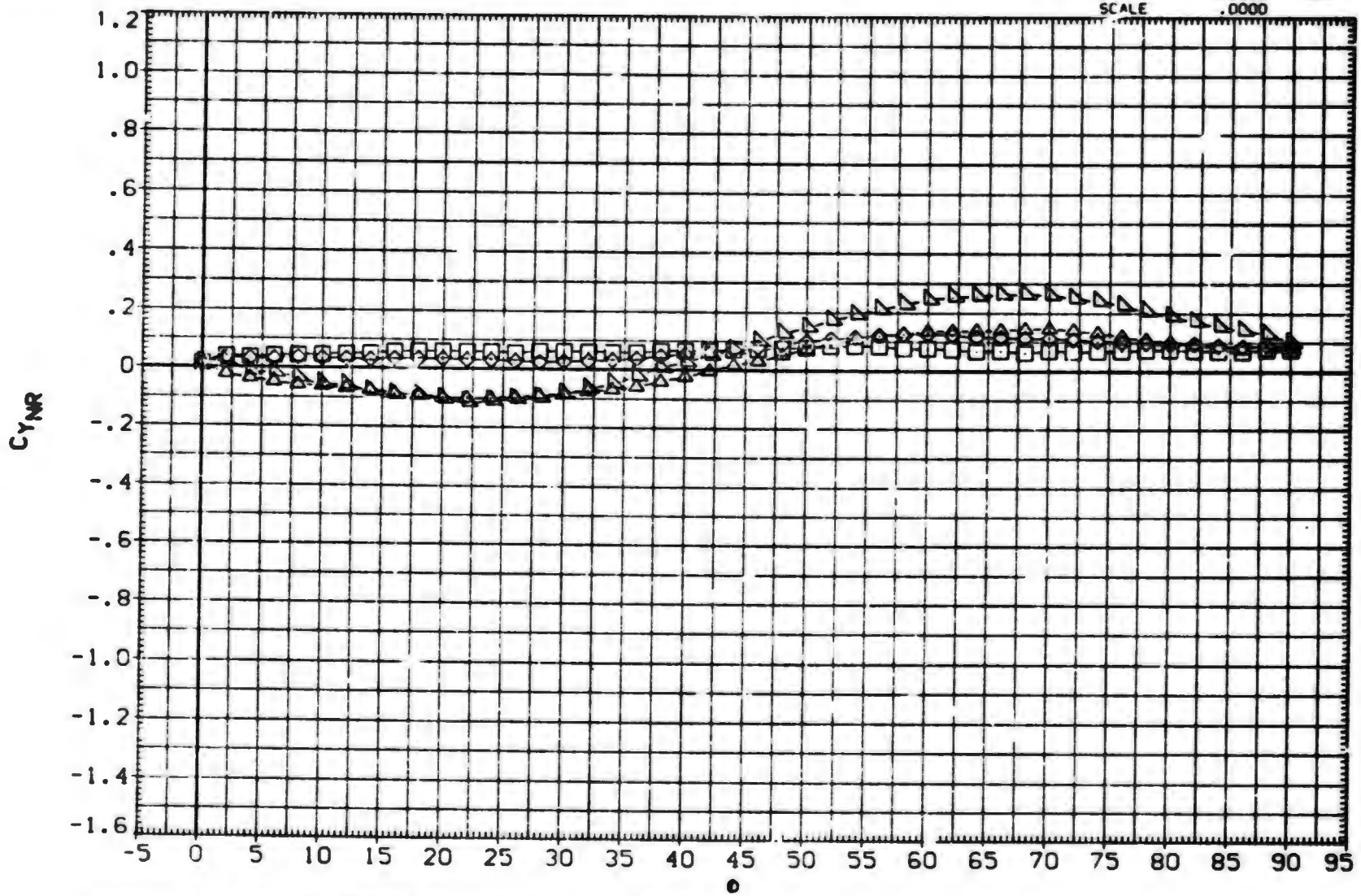

EFFECT OF ROLL ANGLE ON AERODYNAMIC FORCES. BIT11

(A)MACH = 2.50

DATA SET	SYMBOL	CONFIGURATION DESCRIPTION
(RXA023)	○	MDAC 261/AEDC 52 BODY-TAIL. BITII
(RXA025)	□	MDAC 261/AEDC 52 BODY-TAIL. BITII
(RXA026)	◇	MDAC 261/AEDC 52 BODY-TAIL. BITII
(RXA029)	△	MDAC 261/AEDC 52 BODY-TAIL. BITII
(RXA031)	▷	MDAC 261/AEDC 52 BODY-TAIL. BITII
(RXA034)	D	DATA NOT AVAILABLE

ALPHA	LAMBDA	RT.CRD	SEMSPN
.000	1.000	3.749	1.875
2.000	1.000	3.749	1.875
4.000	1.000	3.749	1.875
10.500	1.000	3.749	1.875
14.800	1.000	3.749	1.875
20.000	1.000	3.749	1.875

REFERENCE INFORMATION

SREF	11.0450	SQ.IN.
LREF	3.7500	IN.
BREF	3.7500	IN.
XMRP	24.0000	IN.
YMRP	.0000	IN.
ZMRP	.0000	IN.
SCALE	.0000	

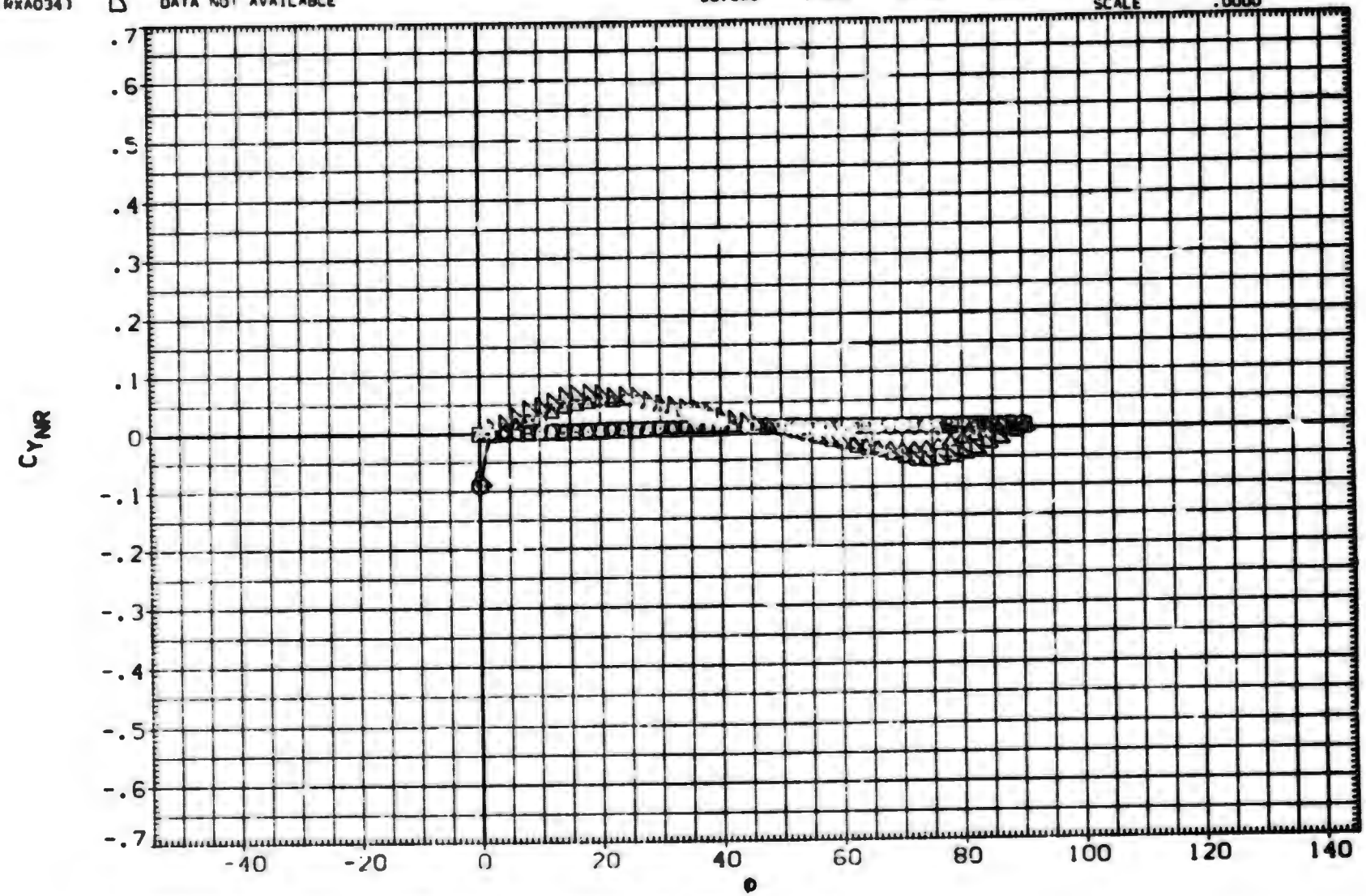

EFFECT OF ROLL ANGLE ON AERODYNAMIC FORCES. 31T1'

(A)MACH = 3.01

DATA SET	SYMBOL	CONFIGURATION DESCRIPTION
(RXA309)	○	DATA NOT AVAILABLE
(BXAABH)	□	AEDC TF 368 BODY-TAIL. B1T11
(BXAABI)	◇	AEDC TF 368 BODY-TAIL. B1T11
(BXAABJ)	△	AEDC TF 368 BODY-TAIL. B1T11
(BXAABK)	◺	AEDC TF 368 BODY-TAIL. B1T11

ALPHA	LAMBDA	RT.CRD	SEMSPN
25.000	1.000	3.749	1.875
30.000	1.000	3.749	1.875
35.000	1.000	3.749	1.875
40.000	1.000	3.749	1.875
45.000	1.000	3.749	1.875

REFERENCE INFORMATION		
SREF	11.0450	SQ.IN.
LREF	3.7500	IN.
BREF	3.7500	IN.
XMRP	24.0000	IN.
YMRP	.0000	IN.
ZMRP	.0000	IN.
SCALE	.0000	

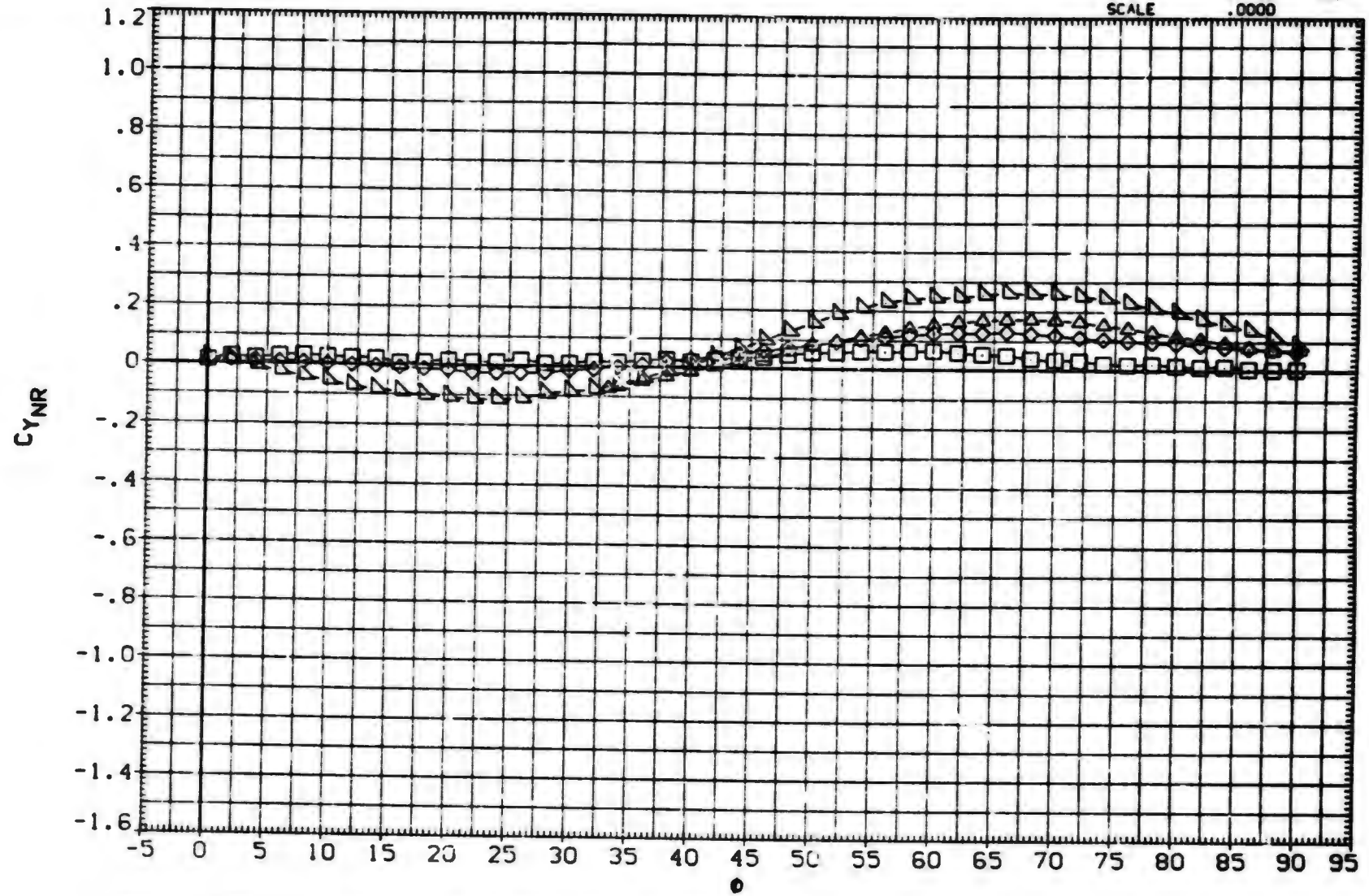

EFFECT OF ROLL ANGLE ON AERODYNAMIC FORCES, B1T11

(A)MACH = 3.01

DATA SET	SYMBOL	CONFIGURATION DESCRIPTION
(RXA023)	○	MDAC 261/AEDC 52 BODY-TAIL. B1T11
(RXA025)	□	MDAC 261/AEDC 52 BODY-TAIL. B1T11
(RXA026)	◇	MDAC 261/AEDC 52 BODY-TAIL. B1T11
(RXA029)	◁	MDAC 261/AEDC 52 BODY-TAIL. B1T11
(RXA031)	▷	DATA NOT AVAILABLE
(RXA034)	⬠	DATA NOT AVAILABLE

ALPHA	LAMBDA	RT.CRD	SEMSPN
.000	1.000	3.749	1.875
2.000	1.000	3.749	1.875
4.000	1.000	3.749	1.875
10.500	1.000	3.749	1.875
14.800	1.000	3.749	1.875
20.000	1.000	3.749	1.875

REFERENCE INFORMATION

SREF	11.0430	SQ.IN.
LREF	3.7500	IN.
PREF	3.7500	IN.
XMRP	24.0000	IN.
YMRP	.0000	IN.
ZMRP	.0000	IN.
SCALE	.0000	

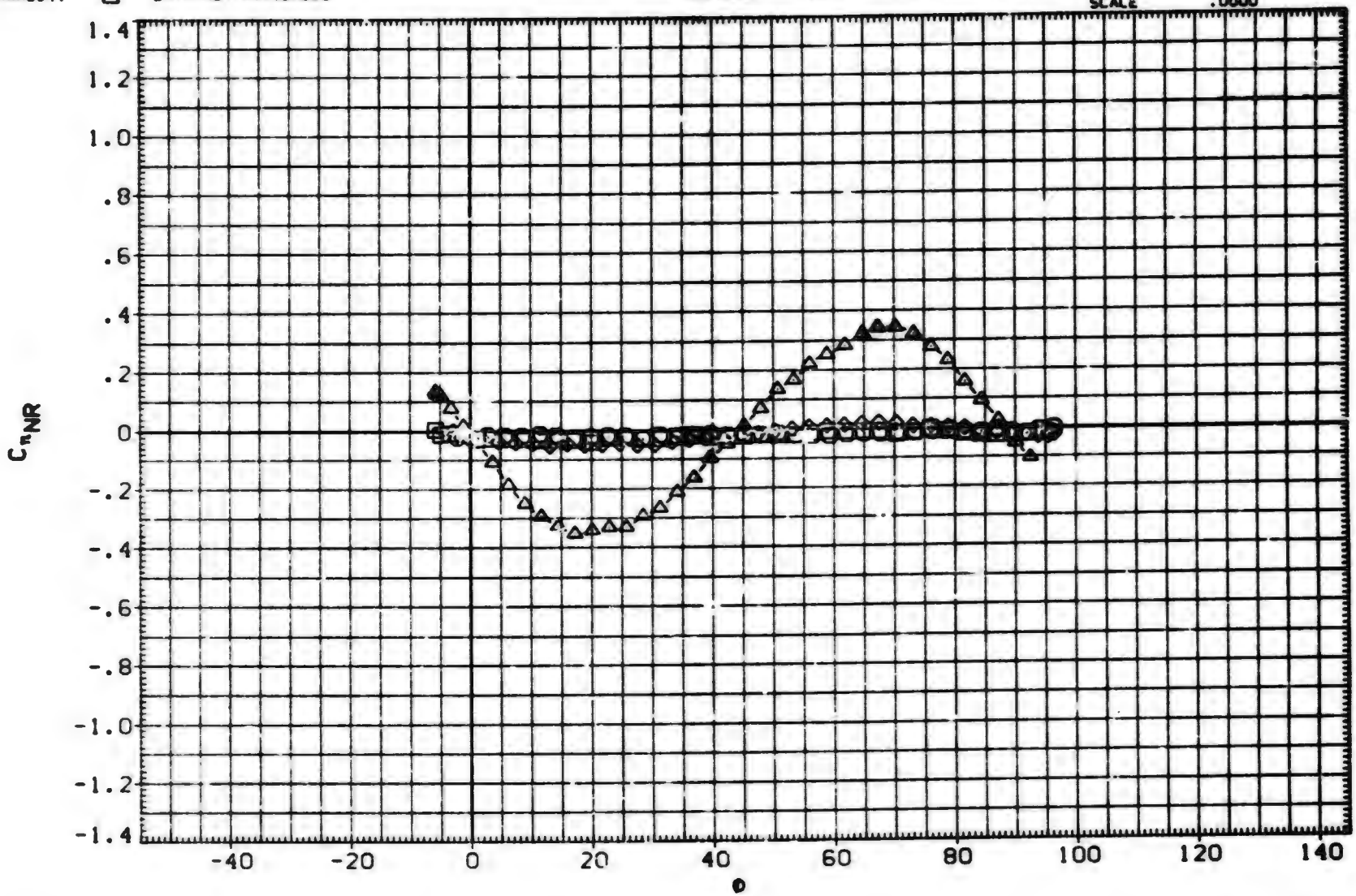

EFFECT OF ROLL ANGLE ON AERODYNAMIC FORCES. B1T11

(A)MACH = .80

DATA SET	SYMBOL	CONFIGURATION DESCRIPTION	ALPHA	LAMBDA	RT.CRD	SEMSPN
(RXA309)	○	AEDC TF 368 BODY-TAIL. B1T11	25.000	1.000	3.749	1.875
(BXAABH)	□	AEDC TF 368 BODY-TAIL. B1T11	30.000	1.000	3.749	1.875
(BXAABI)	◇	AEDC TF 368 BODY-TAIL. B1T11	35.000	1.000	3.749	1.875
(BXAABJ)	△	AEDC TF 368 BODY-TAIL. B1T11	40.000	1.000	3.749	1.875
(BXAABK)	◺	AEDC TF 368 BODY-TAIL. B1T11	45.000	1.000	3.749	1.875

REFERENCE INFORMATION

SREF	11.0450	99. IN.
LREF	3.7500	IN.
BREF	3.7500	IN.
XMRP	24.0000	IN.
YMRP	.0000	IN.
ZMRP	.0000	IN.
SCALE	.0000	

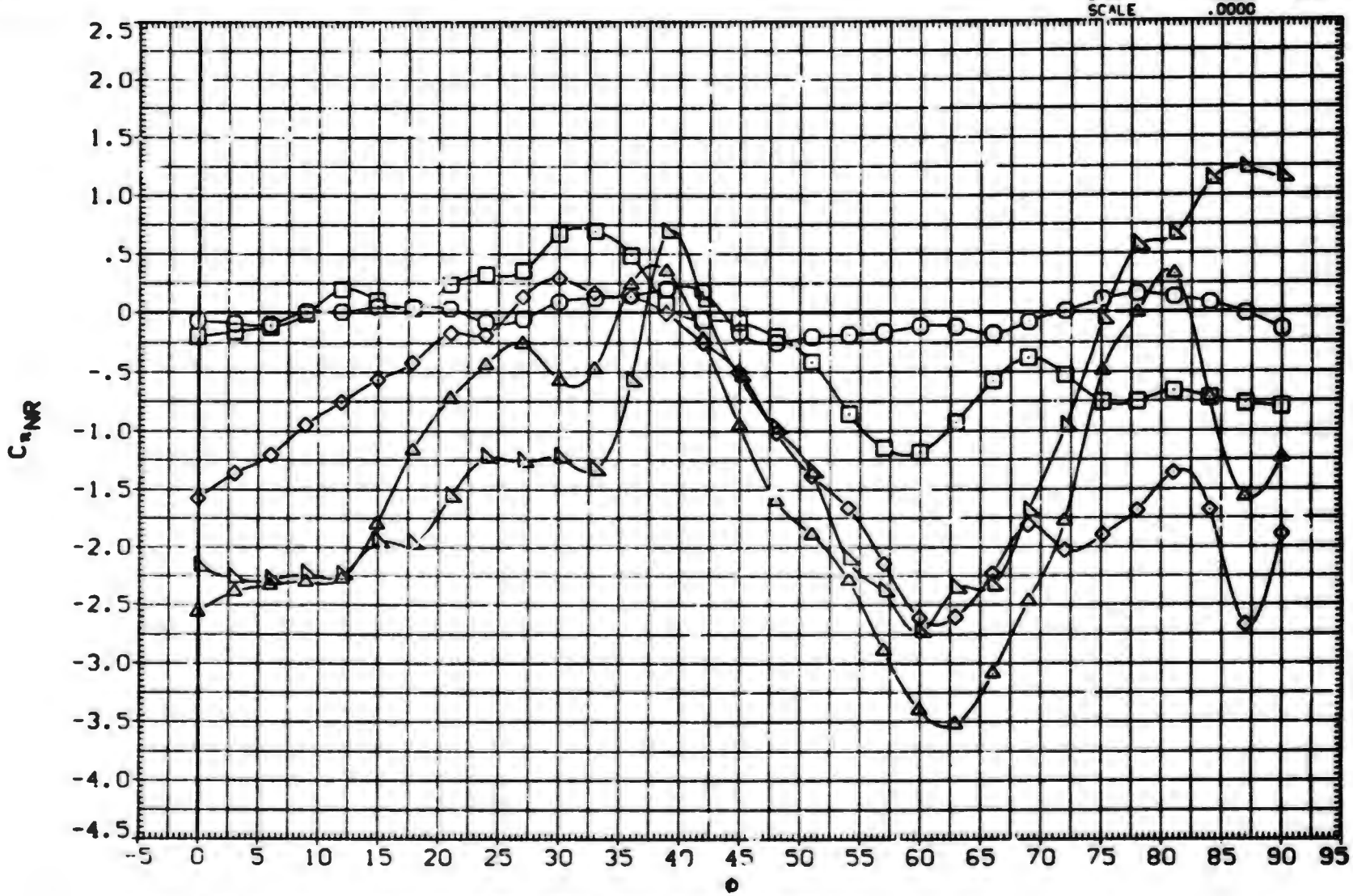

EFFECT OF ROLL ANGLE ON AERODYNAMIC FORCES. B1T11

(A)MACH = .80

DATA SET	SYMBOL	CONFIGURATION DESCRIPTION
(RxA023)	○	MDAC 261/AEDC 52 BODY-TAIL. B1T11
(RxA025)	□	MDAC 261/AEDC 52 BODY-TAIL. B1T11
(RxA026)	◇	MDAC 261/AEDC 52 BODY-TAIL. B1T11
(RxA029)	△	MDAC 261/AEDC 52 BODY-TAIL. B1T11
(RxA031)	◁	MDAC 261/AEDC 52 BODY-TAIL. B1T11
(RxA034)	D	MDAC 261/AEDC 52 BODY-TAIL. B1T11

ALPHA	LAMBDA	RT.CRD	SEMSPN
.000	1.000	3.749	1.875
2.000	1.000	3.749	1.875
4.000	1.000	3.749	1.875
10.500	1.000	3.749	1.875
14.000	1.000	3.749	1.875
20.000	1.000	3.749	1.875

REFERENCE INFORMATION		
SREF	11.0430	SQ. IN.
LREF	3.7500	IN.
BREF	3.7500	IN.
XMRP	24.0000	IN.
YMRP	.0000	IN.
ZMRP	.0000	IN.
SCALE	.0000	

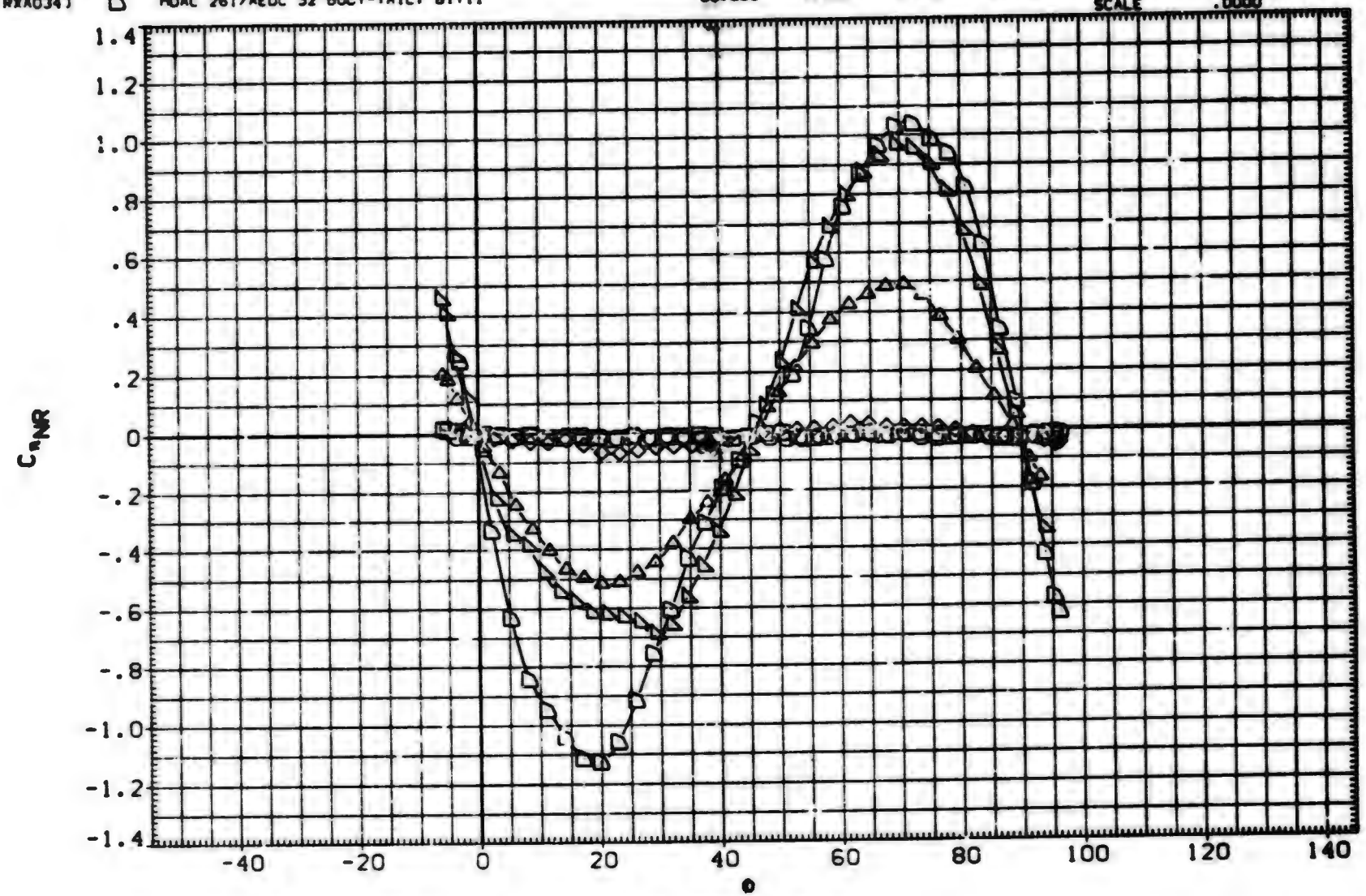

EFFECT OF ROLL ANGLE ON AERODYNAMIC FORCES. B1T11

(A)MACH = 1.00

DATA SET	SYMBOL	CONFIGURATION DESCRIPTION	ALPHA	LAMBDA	RT.CRD	SEMSPN
(RxA309)	○	AEDC TF 368 BODY-TAIL. BITII	25.000	1.000	3.749	1.875
(BxAABH)	□	AEDC TF 368 BODY-TAIL. BITII	30.000	1.000	3.749	1.875
(BxAABI)	◇	AEDC TF 368 BODY-TAIL. BITII	35.000	1.000	3.749	1.875
(BxAABJ)	△	AEDC TF 368 BODY-TAIL. BITII	40.000	1.000	3.749	1.875
(BxAABK)	◺	AEDC TF 368 BODY-TAIL. BITII	45.000	1.000	3.749	1.875

REFERENCE INFORMATION

SREF	11.0450	SQ. IN.
LREF	3.7500	IN.
BREF	3.7500	IN.
XMRP	24.0000	IN.
YMRP	.0000	IN.
ZMRP	.0000	IN.
SCALE	.0000	

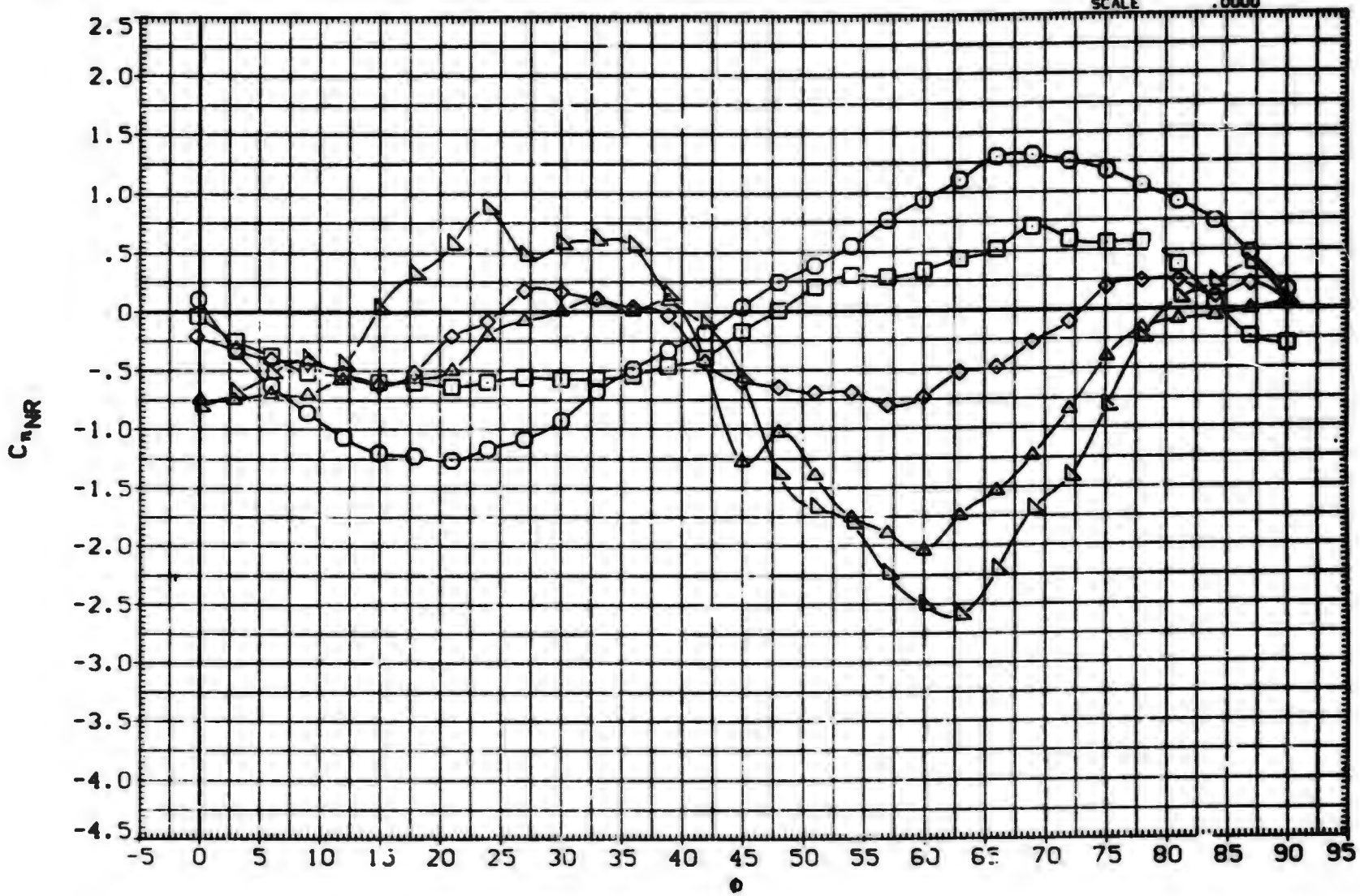

EFFECT OF ROLL ANGLE ON AERODYNAMIC FORCES. BITII

(A)MACH = 1.00

DATA SET	SYMBOL	CONFIGURATION DESCRIPTION
(RXA023)	○	MDAC 261/AEDC 52 BODY-TAIL. B1T11
(RXA025)	□	MDAC 261/AEDC 52 BODY-TAIL. B1T11
(RXA026)	◇	MDAC 261/AEDC 52 BODY-TAIL. B1T11
(RXA029)	△	MDAC 261/AEDC 52 BODY-TAIL. B1T11
(RXA031)	◁	MDAC 261/AEDC 52 BODY-TAIL. B1T11
(RXA034)	D	MDAC 261/AEDC 52 BODY-TAIL. B1T11

ALPHA	LAMBDA	RT.CRD	SEMSPN
.000	1.000	3.749	1.875
2.000	1.000	3.749	1.875
4.000	1.000	3.749	1.875
10.500	1.000	3.749	1.875
14.500	1.000	3.749	1.875
20.000	1.000	3.749	1.875

REFERENCE INFORMATION

SREF	11.0450	SQ. IN.
LREF	3.7500	IN.
BREF	3.7500	IN.
XMRP	24.0000	IN.
YMRP	.0000	IN.
ZMRP	.0000	IN.
SCALE	.0000	

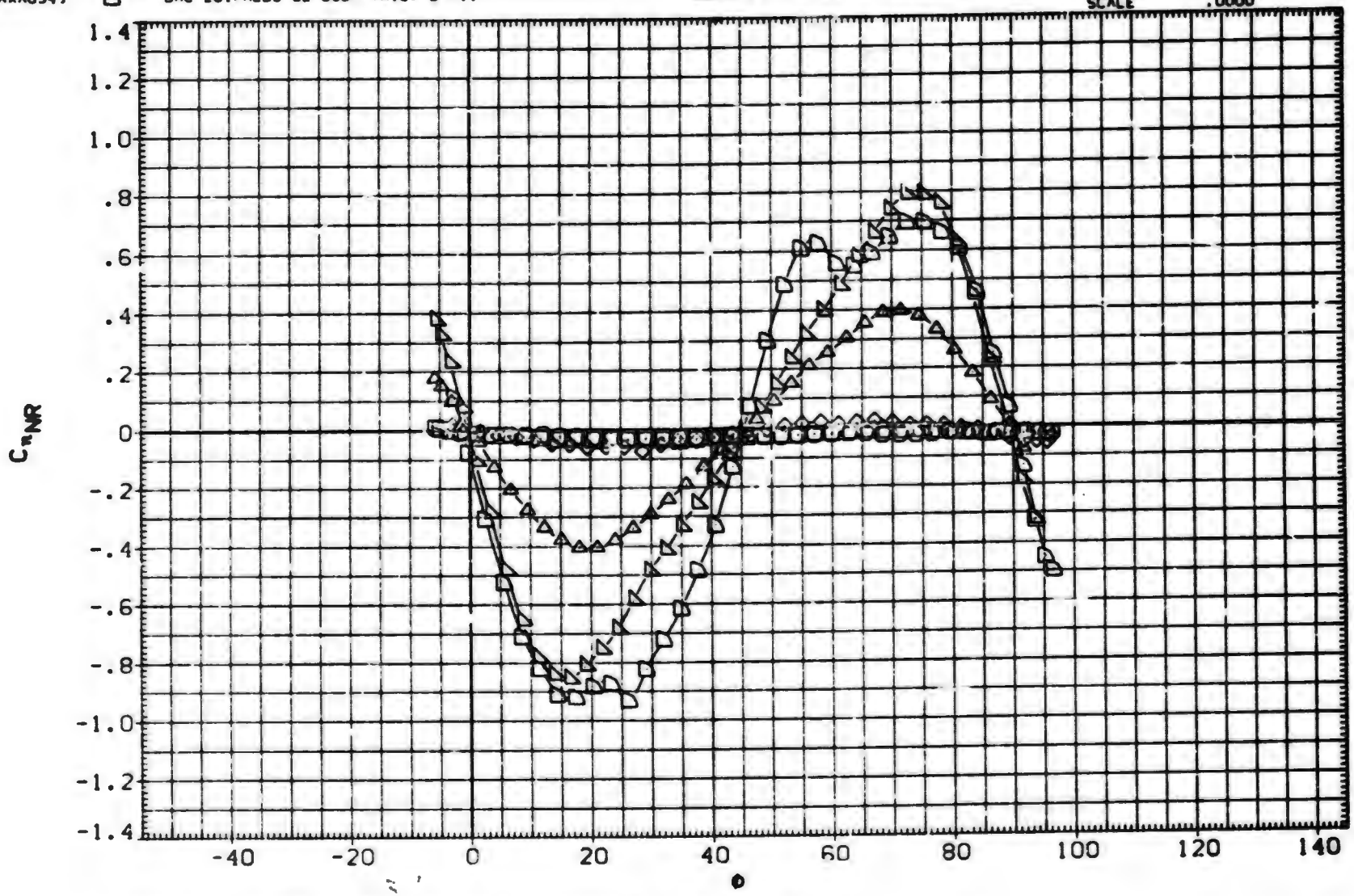

EFFECT OF ROLL ANGLE ON AERODYNAMIC FORCES. B1T11

(A)MACH = 1.20

DATA SET	SYMBOL	CONFIGURATION DESCRIPTION
(RXA309)	○	AEDC TF 368 BODY-TAIL. B1T11
(6XAABH)	□	AEDC TF 368 BODY-TAIL. B1T11
(8XAABI)	◇	AEDC TF 368 BODY-TAIL. B1T11
(8XAABJ)	△	AEDC TF 368 BODY-TAIL. B1T11
(8XAABK)	◺	AEDC TF 368 BODY-TAIL. B1T11

ALPHA	LAMBDA	RT.CRD	SEMSPN
25.000	1.000	3.749	1.875
30.000	1.000	3.749	1.875
35.000	1.000	3.749	1.875
40.000	1.000	3.749	1.875
45.000	1.000	3.749	1.875

REFERENCE INFORMATION

SREF	11.0450	SQ. IN.
LREF	3.7500	IN.
BREF	3.7500	IN.
XMRP	24.0000	IN.
YMRP	.0000	IN.
ZMRP	.0000	IN.
SCALE	.0000	

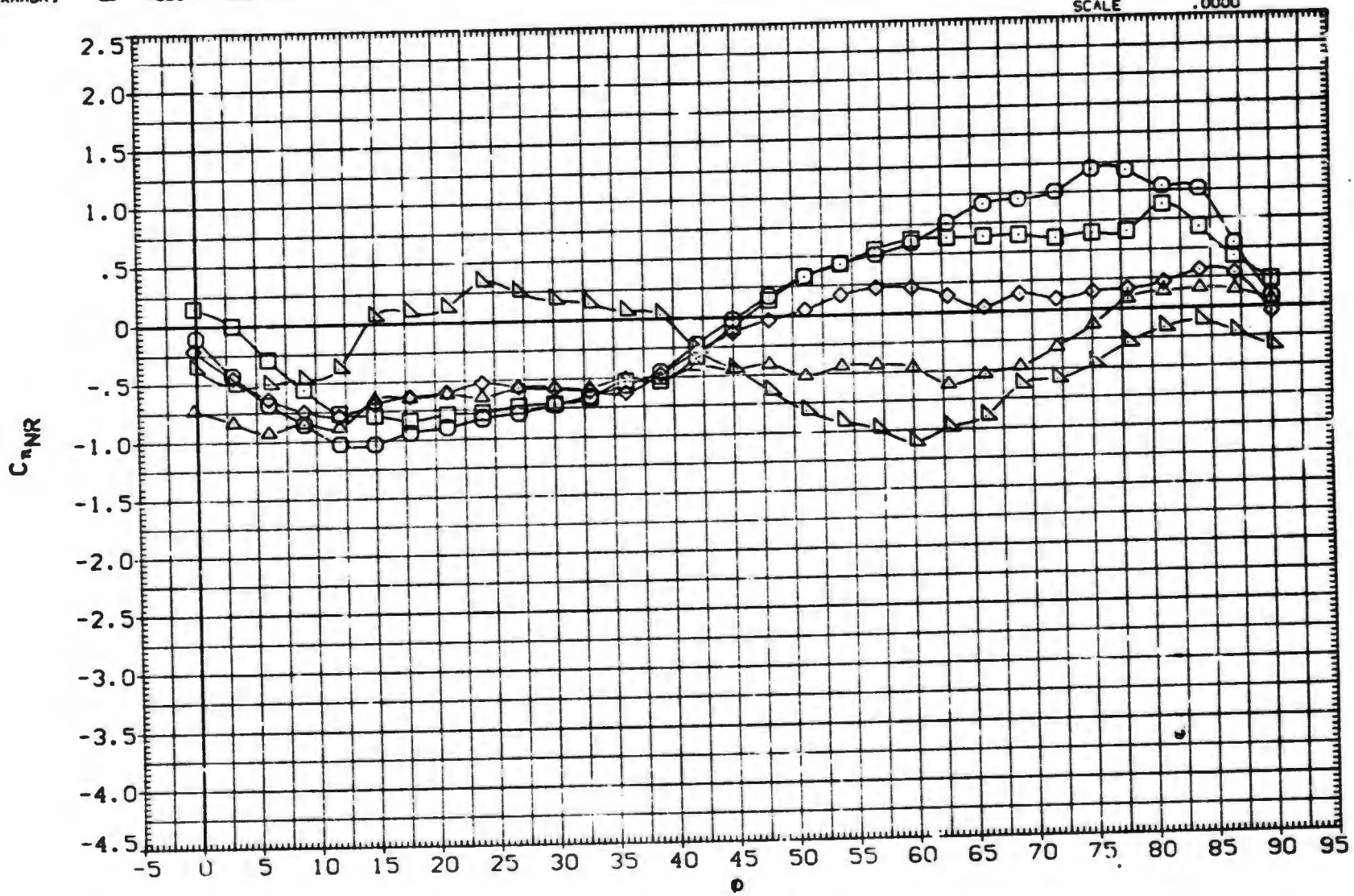

EFFECT OF ROLL ANGLE ON AERODYNAMIC FORCES. B1T11

(A)MACH = 1.20

DATA SET	SYMBOL	CONFIGURATION DESCRIPTION
(RXA023)	○	MDAC 261/AEDC 52 BODY-TAIL. B1T11
(RXA025)	□	MDAC 261/AEDC 52 BODY-TAIL. B1T11
(RXA026)	◇	MDAC 261/AEDC 52 BODY-TAIL. B1T11
(RXA029)	◁	MDAC 261/AEDC 52 BODY-TAIL. B1T11
(RXA031)	▷	MDAC 261/AEDC 52 BODY-TAIL. B1T11
(RXA034)	D	DATA NOT AVAILABLE

ALPHA	LAMBDA	RT.CRD	SEMSPN
.000	1.000	3.749	1.875
2.000	1.000	3.749	1.875
4.000	1.000	3.749	1.875
10.500	1.000	3.749	1.875
14.800	1.000	3.749	1.875
20.000	1.000	3.749	1.875

REFERENCE INFORMATION

SREF	11.0450	SQ. IN.
LREF	3.7500	IN.
BREF	3.7500	IN.
XMRP	24.0000	IN.
YMRP	.0000	IN.
ZMRP	.0000	IN.
SCALE	.0000	

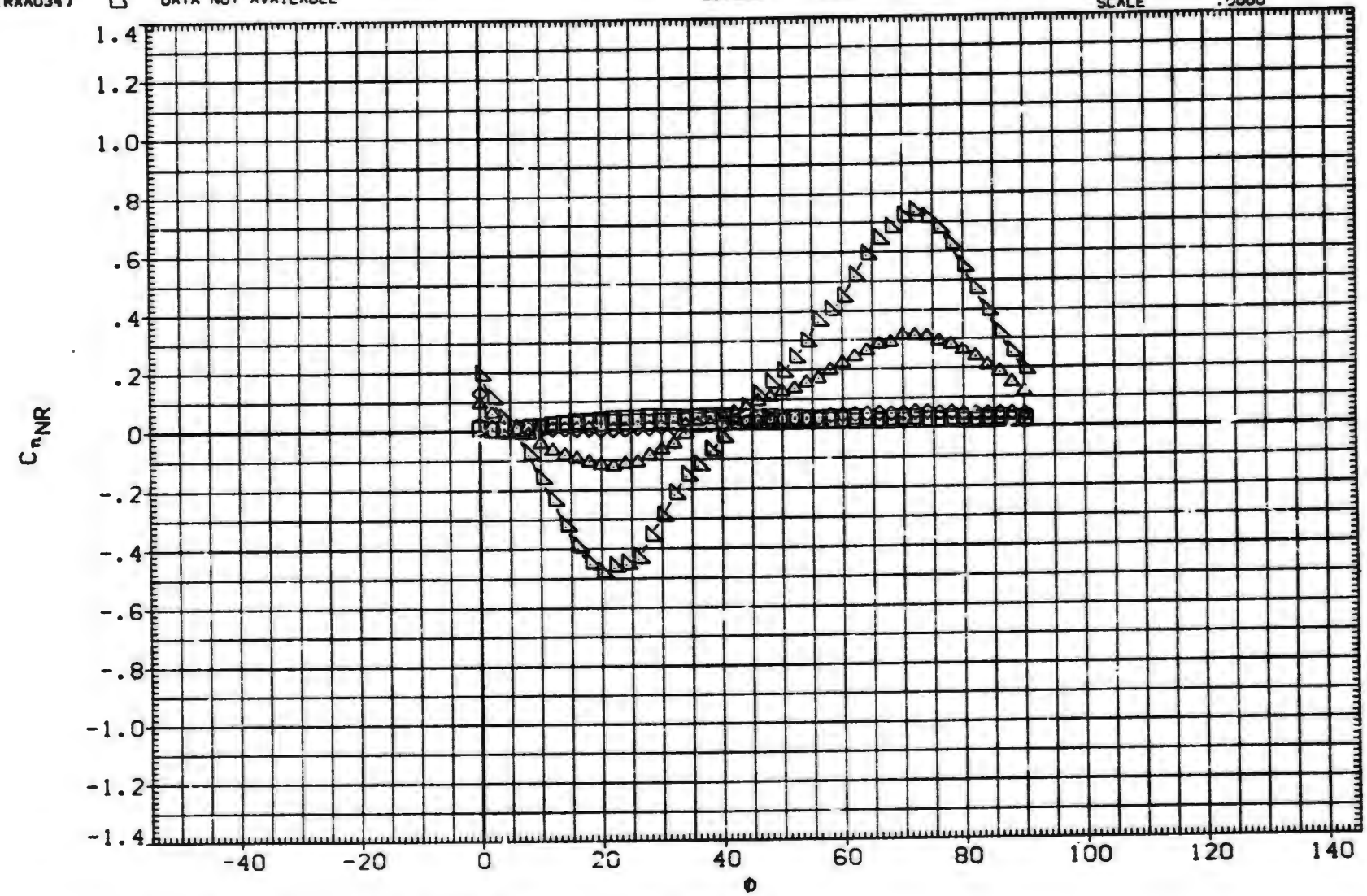

EFFECT OF ROLL ANGLE ON AERODYNAMIC FORCES. B1T11

(A)MACH = 1.76

DATA SET	SYMBOL	CONFIGURATION DESCRIPTION
(RXA023)	○	MDAC 261/AEDC 52 BODY-TAIL. B1T11
(RXA025)	□	MDAC 261/AEDC 52 BODY-TAIL. B1T11
(RXA026)	◇	MDAC 261/AEDC 52 BODY-TAIL. B1T11
(RXA029)	△	MDAC 261/AEDC 52 BODY-TAIL. B1T11
(RXA031)	◺	MDAC 261/AEDC 52 BODY-TAIL. B1T11
(RXA034)	▱	DATA NOT AVAILABLE

ALPHA	LAMBDA	RT.CRD	SEMSPN
.000	1.000	3.749	1.875
2.000	1.000	3.749	1.875
4.000	1.000	3.749	1.875
10.500	1.000	3.749	1.875
14.900	1.000	3.749	1.875
20.000	1.000	3.749	1.875

REFERENCE INFORMATION

SREF	11.0450	SQ.IN.
LREF	3.7500	IN.
BREF	3.7500	IN.
XMRP	24.0000	IN.
YMRP	.0000	IN.
ZMRP	.0000	IN.
SCALE	.0000	

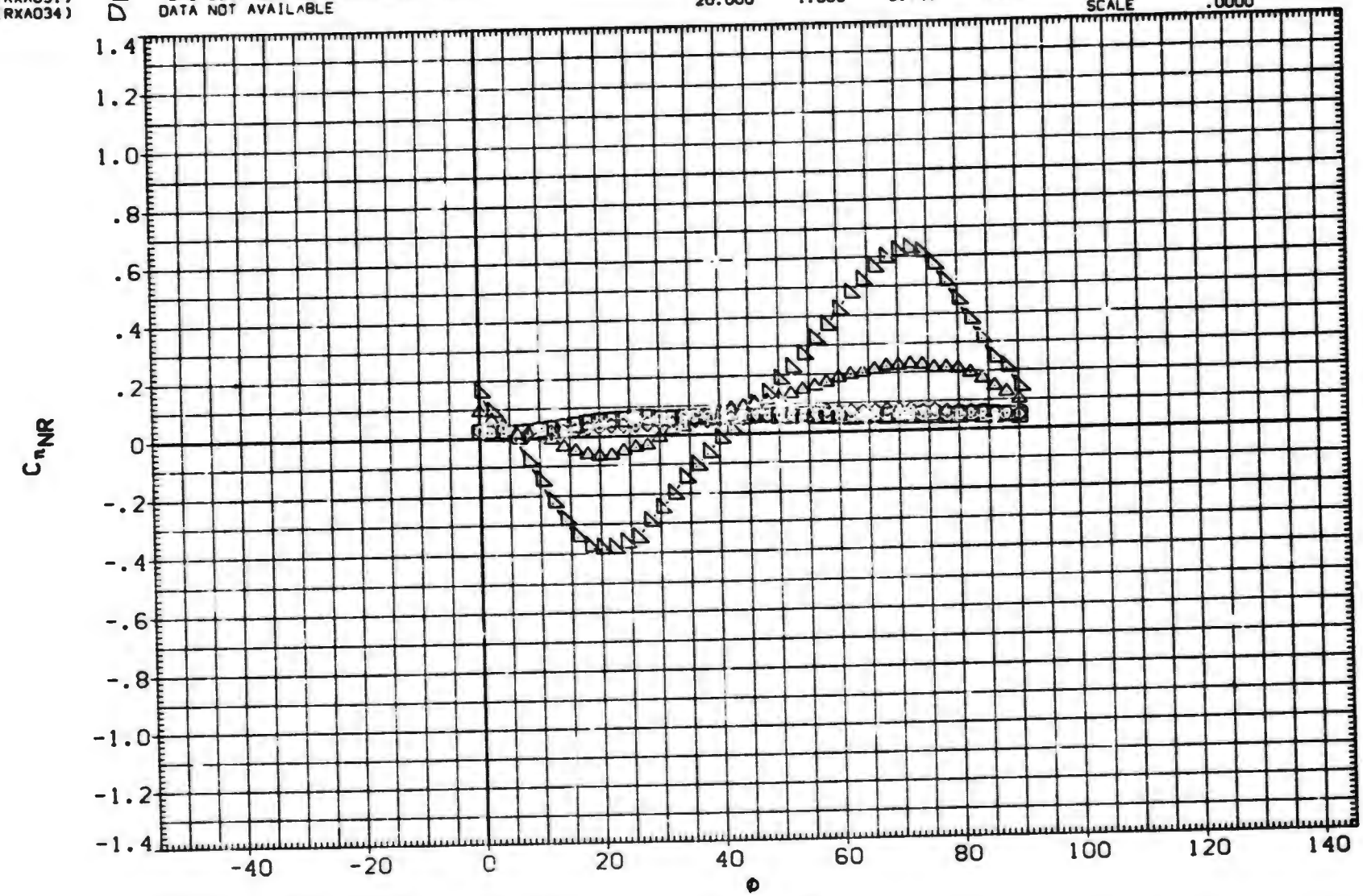

EFFECT OF ROLL ANGLE ON AERODYNAMIC FORCES. B1T11

(A)MACH = 2.00

DATA SET	SYMBOL	CONFIGURATION DESCRIPTION
(BXA309)	○	DATA NOT AVAILABLE
(BXAAB4)	□	AEDC TF 368 BODY-TAIL. B1T11
(BXAAB1)	◇	AEDC TF 368 BODY-TAIL. B1T11
(BXAABJ)	△	AEDC TF 368 BODY-TAIL. B1T11
(BXAABK)	▽	AEDC TF 368 BODY-TAIL. B1T11

LF A	LAMBDA	RT.CRD	SEMSPN
23.000	1.000	3.749	1.875
30.000	1.000	3.749	1.875
35.000	1.000	3.749	1.875
40.000	1.000	3.749	1.875
45.000	1.000	3.749	1.875

REFERENCE INFORMATION

SREF	11.0450	SQ. IN.
LREF	3.7500	IN.
BREF	3.7500	IN.
XMRP	24.0000	IN.
YMRP	.0000	IN.
ZMRP	.0000	IN.
SCALE	.0000	

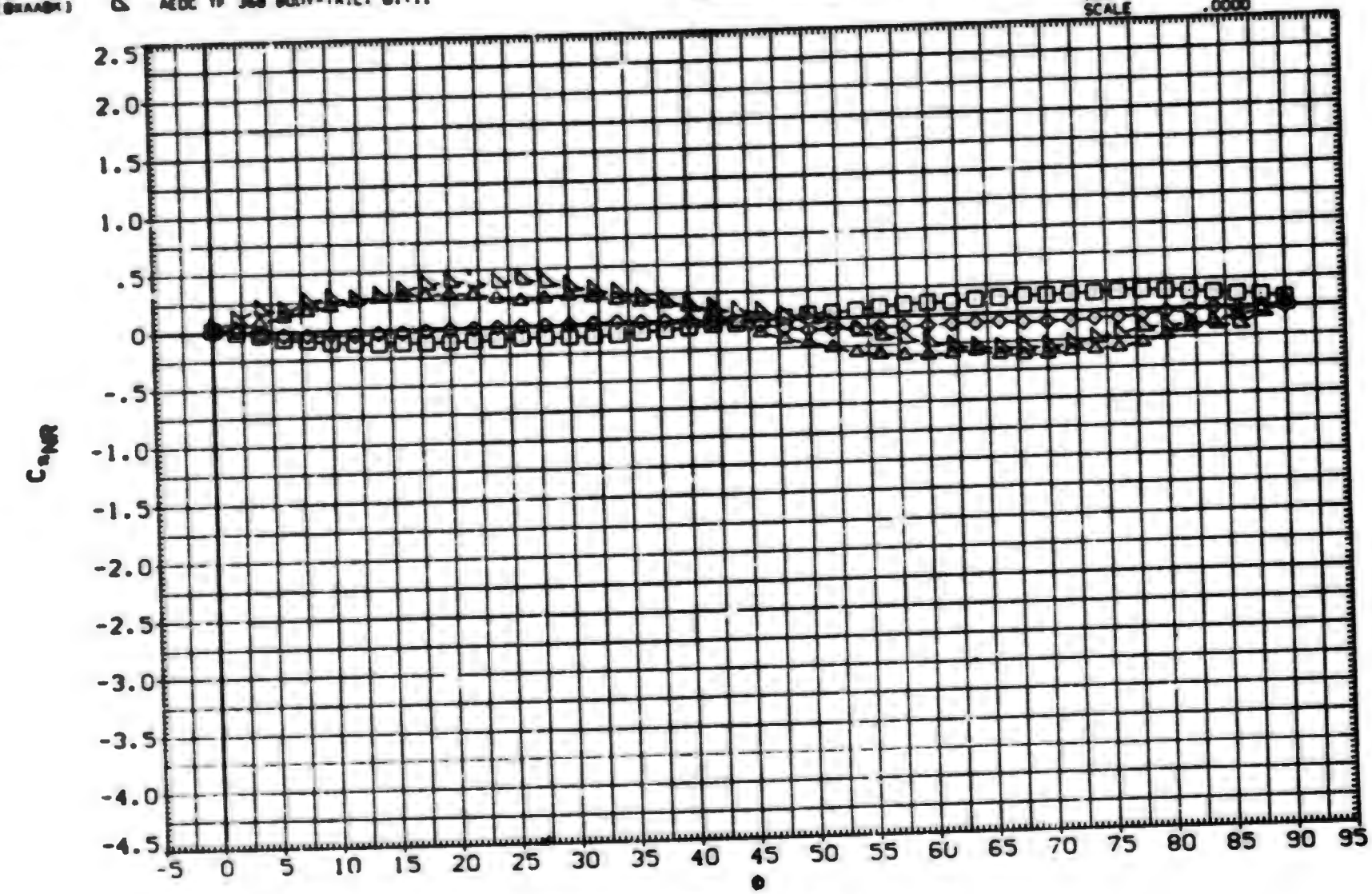

EFFECT OF ROLL ANGLE ON AERODYNAMIC FORCES. B1T11

(A)MACH - 2.00

DATA SET	SYMBOL	CONFIGURATION DESCRIPTION
(RxAO23)	○	MDAC 261/AEDC 52 BODY-TAIL. B1T11
(RxAO25)	□	MDAC 261/AEDC 52 BODY-TAIL. B1T11
(RxAO26)	◇	MDAC 261/AEDC 52 BODY-TAIL. B1T11
(RxAO29)	◁	MDAC 261/AEDC 52 BODY-TAIL. B1T11
(RxAO31)	▷	MDAC 261/AEDC 52 BODY-TAIL. B1T11
(RxAO34)	D	DATA NOT AVAILABLE

ALPHA	LAMBDA	RT.CRD	SEMSPN
.000	1.000	3.749	1.875
2.000	1.000	3.749	1.875
4.000	1.000	3.749	1.875
10.500	1.000	3.749	1.875
14.800	1.000	3.749	1.875
20.000	1.000	3.749	1.875

REFERENCE INFORMATION

SREF	11.0450	SQ. IN.
LREF	3.7500	IN.
BREF	3.7500	IN.
XMRP	24.0000	IN.
YMRP	.0000	IN.
ZMRP	.0000	IN.
SCALE	.0000	

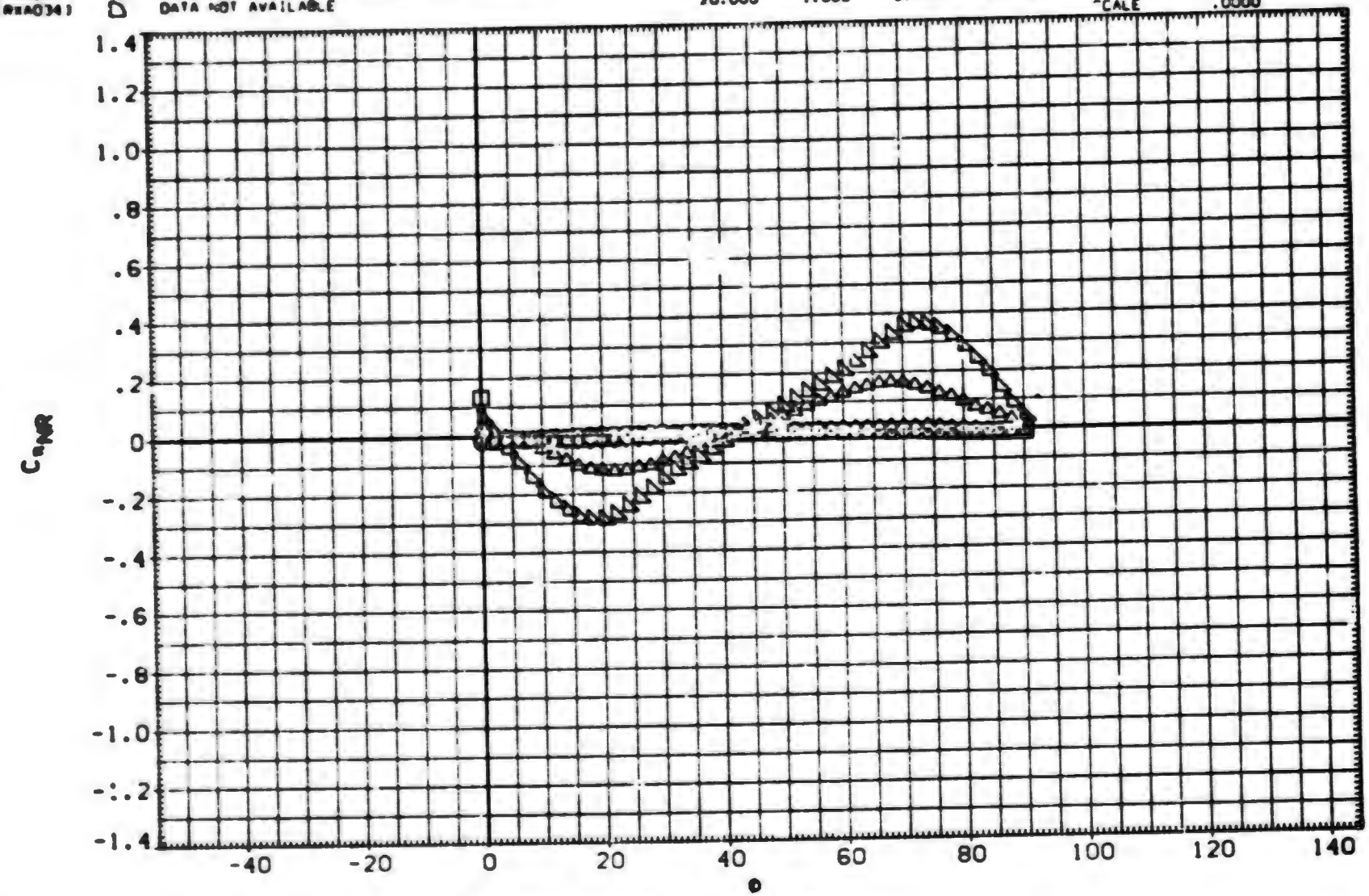

EFFECT OF ROLL ANGLE ON AERODYNAMIC FORCES. B1T11

(A)MACH = 2.50

DATA SET	SYMBOL	CONFIGURATION DESCRIPTION
(BXA309)	○	DATA NOT AVAILABLE
(BXAABH)	□	AEDC TF 360 BODY-TAIL. B1T11
(BXAABI)	◇	AEDC TF 360 BODY-TAIL. B1T11
(BXAABJ)	△	AEDC TF 360 BODY-TAIL. B1T11
(BXAABK)	◺	AEDC TF 360 BODY-TAIL. B1T11

ALPHA	LAMBDA	RT.CRD	SEMSPN
25.000	1.000	3.749	1.875
30.000	1.000	3.749	1.875
35.000	1.000	3.749	1.875
40.000	1.000	3.749	1.875
45.000	1.000	3.749	1.875

REFERENCE INFORMATION

SREF	11.0450	SQ. IN.
LREF	3.7500	IN.
BREF	3.7500	IN.
XMRP	24.0000	IN.
YMRP	.0000	IN.
ZMRP	.0000	IN.
SCALE	.0000	

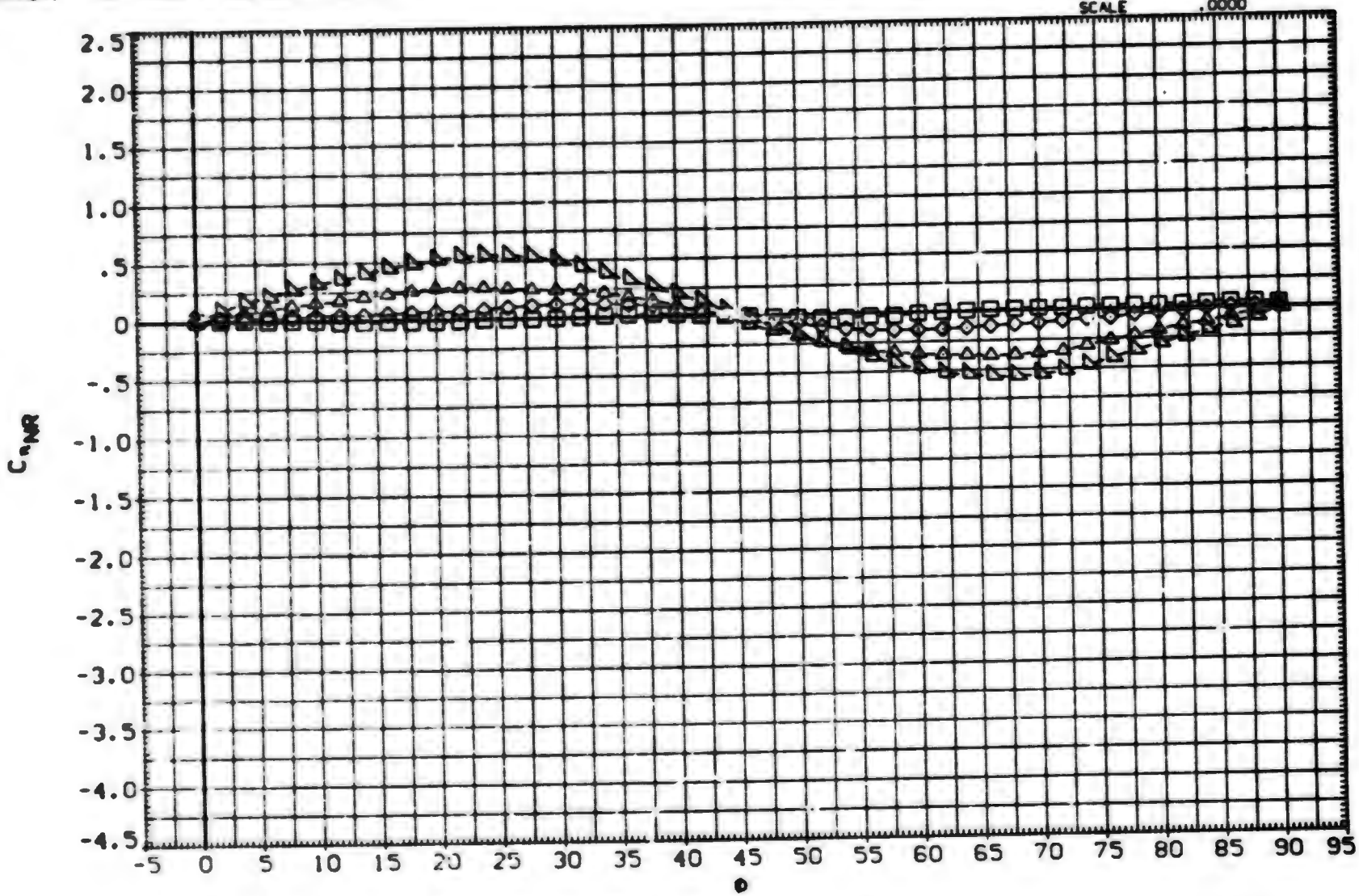

EFFECT OF ROLL ANGLE ON AERODYNAMIC FORCES. B1T11

(A)MACH = 2.50

DATA SET	SYMBOL	CONFIGURATION DESCRIPTION
(RxA023)	○	MDAC 261/AEDC 52 BODY-TAIL. B1T11
(RxA025)	□	MDAC 261/AEDC 52 BODY-TAIL. B1T11
(RxA026)	◇	MDAC 261 AEDC 52 BODY-TAIL. B1T11
(RxA029)	△	MDAC 261/AEDC 52 BODY-TAIL. B1T11
(RxA031)	◺	MDAC 261/AEDC 52 BODY-TAIL. B1T11
(RxA034)	D	DATA NOT AVAILABLE

ALPHA	LAMBDA	RT.CRD	SEMSPN
.000	1.000	3.749	1.875
2.000	1.000	3.749	1.875
4.000	1.000	3.749	1.875
10.500	1.000	3.749	1.875
14.800	1.000	3.749	1.875
20.000	1.000	3.749	1.875

REFERENCE INFORMATION

SREF	11.0450	SQ.IN.
LREF	3.7500	IN.
BREF	3.7500	IN.
XMRP	24.0000	IN.
YMRP	.0000	IN.
ZMRP	.0000	IN.
S_ALE	.0000	

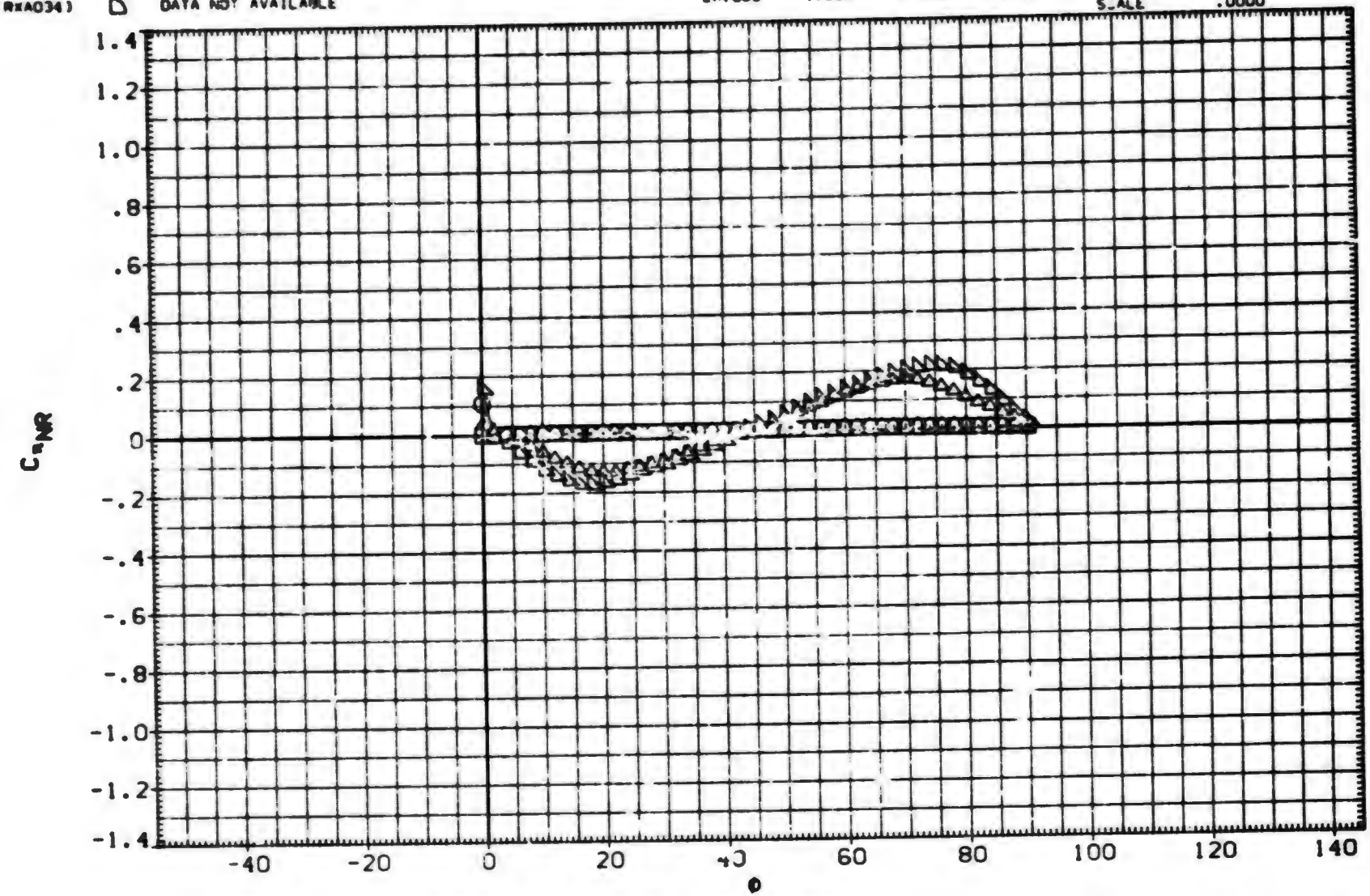

EFFECT OF ROLL ANGLE ON AERODYNAMIC FORCES. B1T11

(A)MACH = 3.01

DATA SET	SYMBOL	CONFIGURATION DESCRIPTION
(RXA309)	○	DATA NOT AVAILABLE
(BXAABH)	□	AEDC TF 368 BODY-TAIL. B1T11
(BXAABI)	◇	AEDC TF 368 BODY-TAIL. B1T11
(BXAABJ)	△	AEDC TF 368 BODY-TAIL. B1T11
(BXAABK)	◺	AEDC TF 368 BODY-TAIL. B1T11

ALPHA	LAMBDA	RT.CRD	SEMSPN
25.000	1.000	3.749	1.875
30.000	1.000	3.749	1.875
35.000	1.000	3.749	1.875
40.000	1.000	3.749	1.875
45.000	1.000	3.749	1.875

REFERENCE INFORMATION

SREF	11.0450	SQ.IN.
LREF	3.7500	IN.
BREF	3.7500	IN.
XMRP	24.0000	IN.
YMRP	.0000	IN.
ZMRP	.0000	IN.
SCALE	.0000	

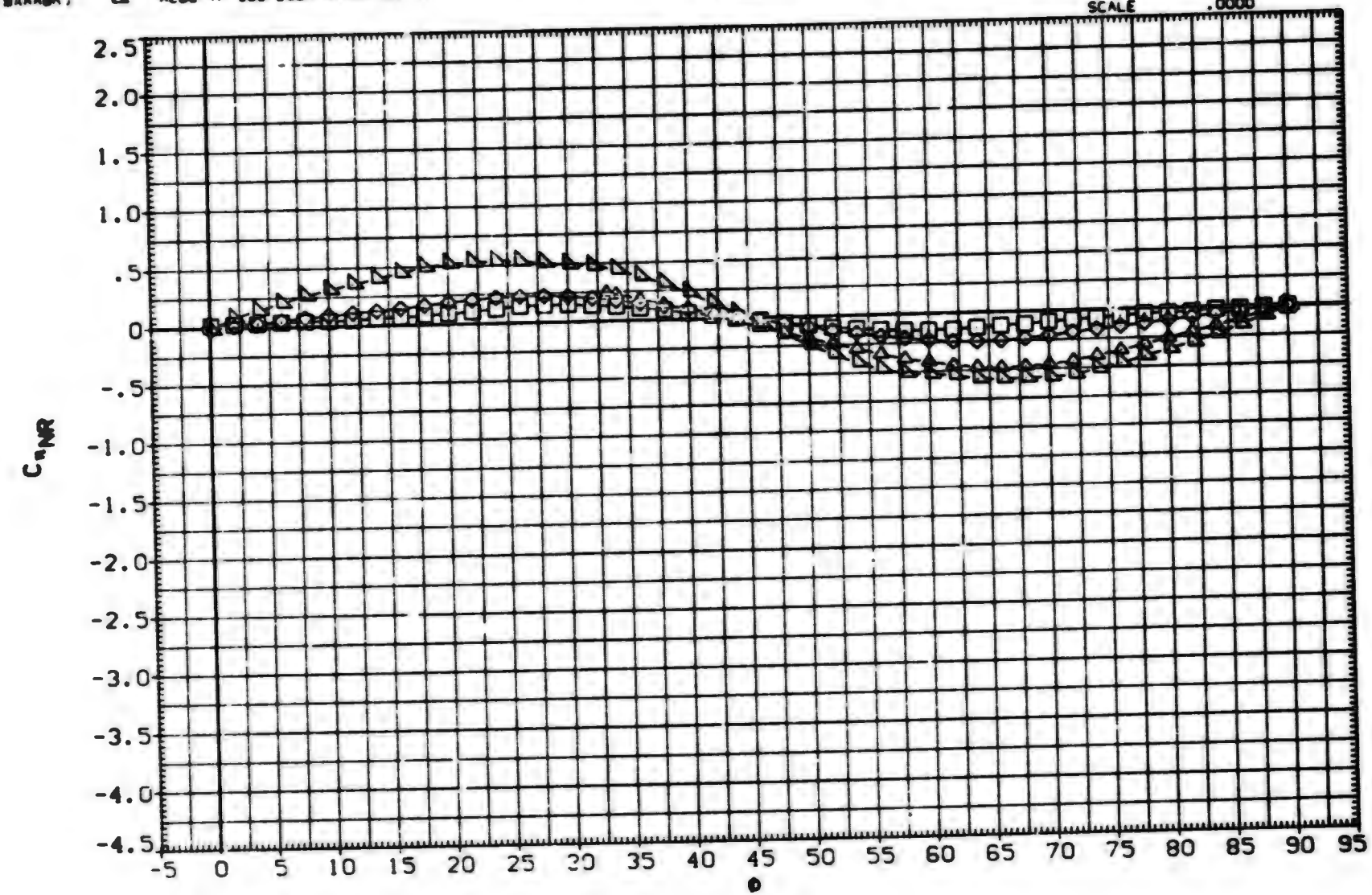

EFFECT OF ROLL ANGLE ON AERODYNAMIC FORCES. B1T11

(A)MACH = 3.01

DATA SET	SYMBOL	CONFIGURATION DESCRIPTION
(RXA023)	○	MDAC 261/AEDC 52 BODY-TAIL. B1T11
(RXA025)	□	MDAC 261/AEDC 52 BODY-TAIL. B1T11
(RXA026)	◇	MDAC 261/AEDC 52 BODY-TAIL. B1T11
(RXA029)	△	MDAC 261/AEDC 52 BODY-TAIL. B1T11
(RXA031)		DATA NOT AVAILABLE
(RXA034)		DATA NOT AVAILABLE

ALPHA	LAMBDA	RT.CRD	SEMSPN
.000	1.000	3.749	1.875
2.000	1.000	3.749	1.875
4.000	1.000	3.749	1.875
10.500	1.000	3.749	1.875
14.800	1.000	3.749	1.875
20.000	1.000	3.749	1.875

REFERENCE INFORMATION		
SREF	11.0450	SQ. IN.
LREF	3.7500	IN.
BREF	3.7500	IN.
XMRP	24.0000	IN.
YMRP	.0000	IN.
ZMRP	.0000	IN.
SCALE	.0000	

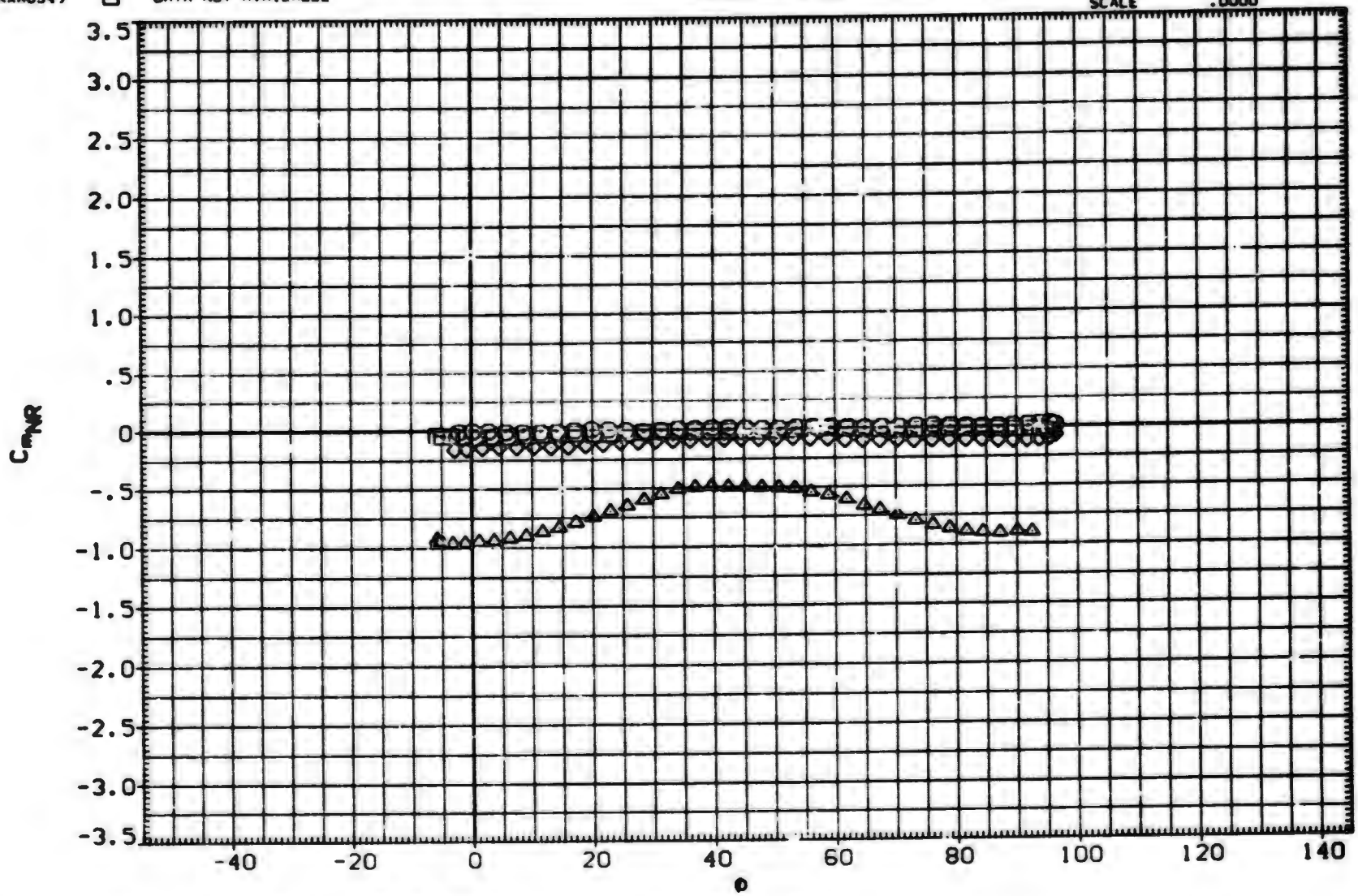

EFFECT OF ROLL ANGLE ON AERODYNAMIC FORCES. B1T11

(A)MACH = .80

DATA SET	SYMBOL	CONFIGURATION DESCRIPTION
(RxA309)	○	AEDC TF 368 BODY-TAIL. B1T11
(BxAABH)	□	AEDC TF 368 BODY-TAIL. B1T11
(BxAABI)	◇	AEDC TF 368 BODY-TAIL. B1T11
(BxAABJ)	⋈	AEDC TF 368 BODY-TAIL. B1T11
(BxAABK)	◺	AEDC TF 368 BODY-TAIL. B1T11

ALPHA	LAMBDA	RT.CRD	SEMSPN
25.000	1.000	3.749	1.875
30.000	1.000	3.749	1.875
35.000	1.000	3.749	1.875
40.000	1.000	3.749	1.875
45.000	1.000	3.749	1.875

REFERENCE INFORMATION

SREF	11.0450	SQ.IN.
LREF	3.7500	IN.
BREF	3.7500	IN.
XMRP	24.0000	IN.
YMRP	.0000	IN.
ZMRP	.0000	IN.
SCALE	.0000	

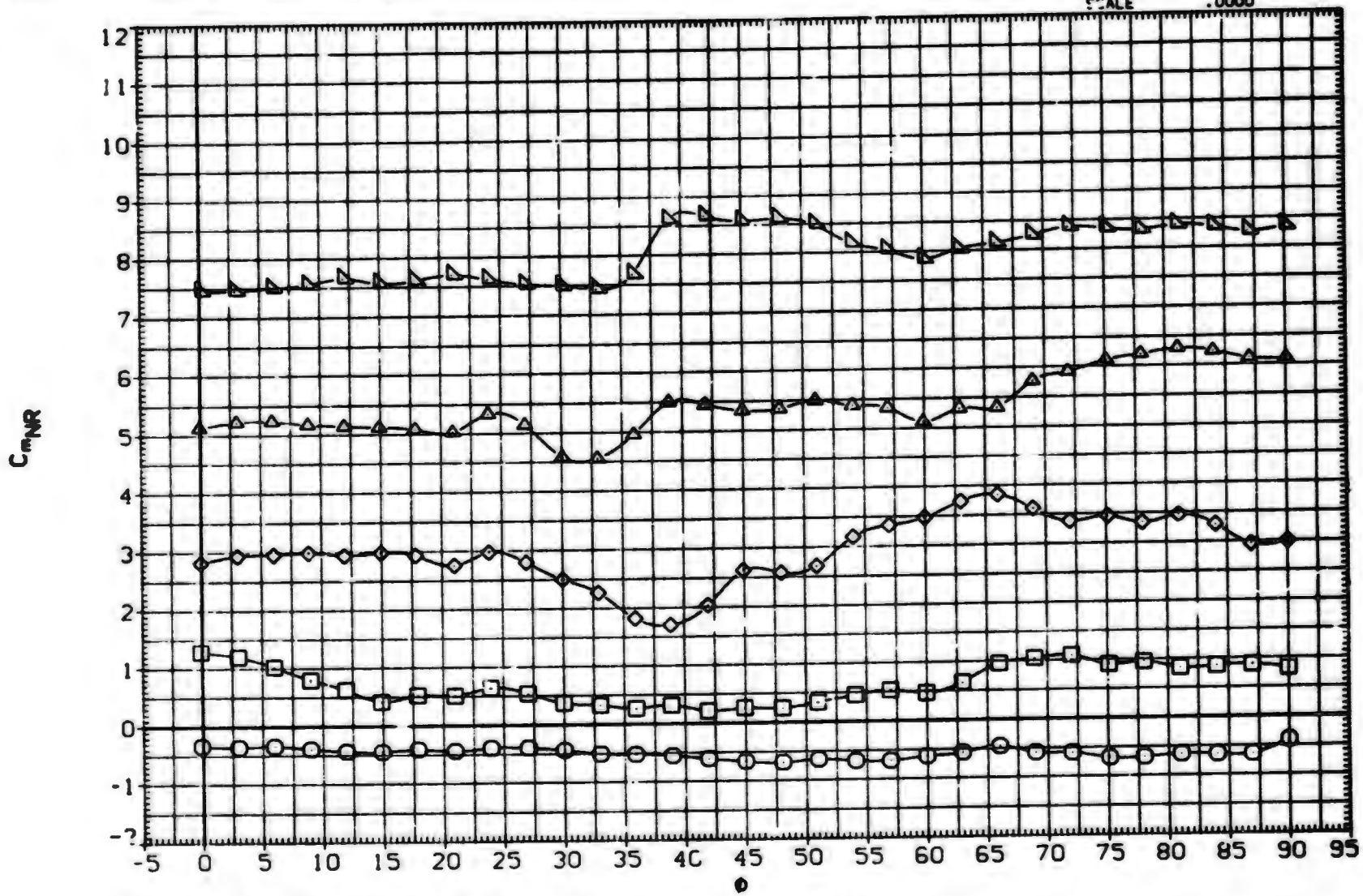

EFFECT OF ROLL ANGLE ON AERODYNAMIC FORCES. B1T11

(A)MACH = .80

DATA SET	SYMBOL	CONFIGURATION DESCRIPTION
(RxA023)	○	MDAC 261/AEDC 52 BODY-TAIL. B1T11
(RxA025)	□	MDAC 261/AEDC 52 BODY-TAIL. B1T11
(RxA026)	◇	MDAC 261/AEDC 52 BODY-TAIL. B1T11
(RxA029)	△	MDAC 261/AEDC 52 BODY-TAIL. B1T11
(RxA031)	△	MDAC 261/AEDC 52 BODY-TAIL. B1T11
(RxA034)	D	MDAC 261/AEDC 52 BODY-TAIL. B1T11

ALPHA	LAMBDA	RT.CRD	SEMSPN
.000	1.000	3.749	1.875
2.000	1.000	3.749	1.875
4.000	1.000	3.749	1.875
10.500	1.000	3.749	1.875
14.800	1.000	3.749	1.875
20.000	1.000	3.749	1.875

REFERENCE INFORMATION

SREF	11.0450	SQ. IN.
LREF	3.7500	IN.
BREF	3.7500	IN.
XMRP	24.0000	IN.
YMRP	.0000	IN.
ZMRP	.0000	IN.
SCALE	.0000	

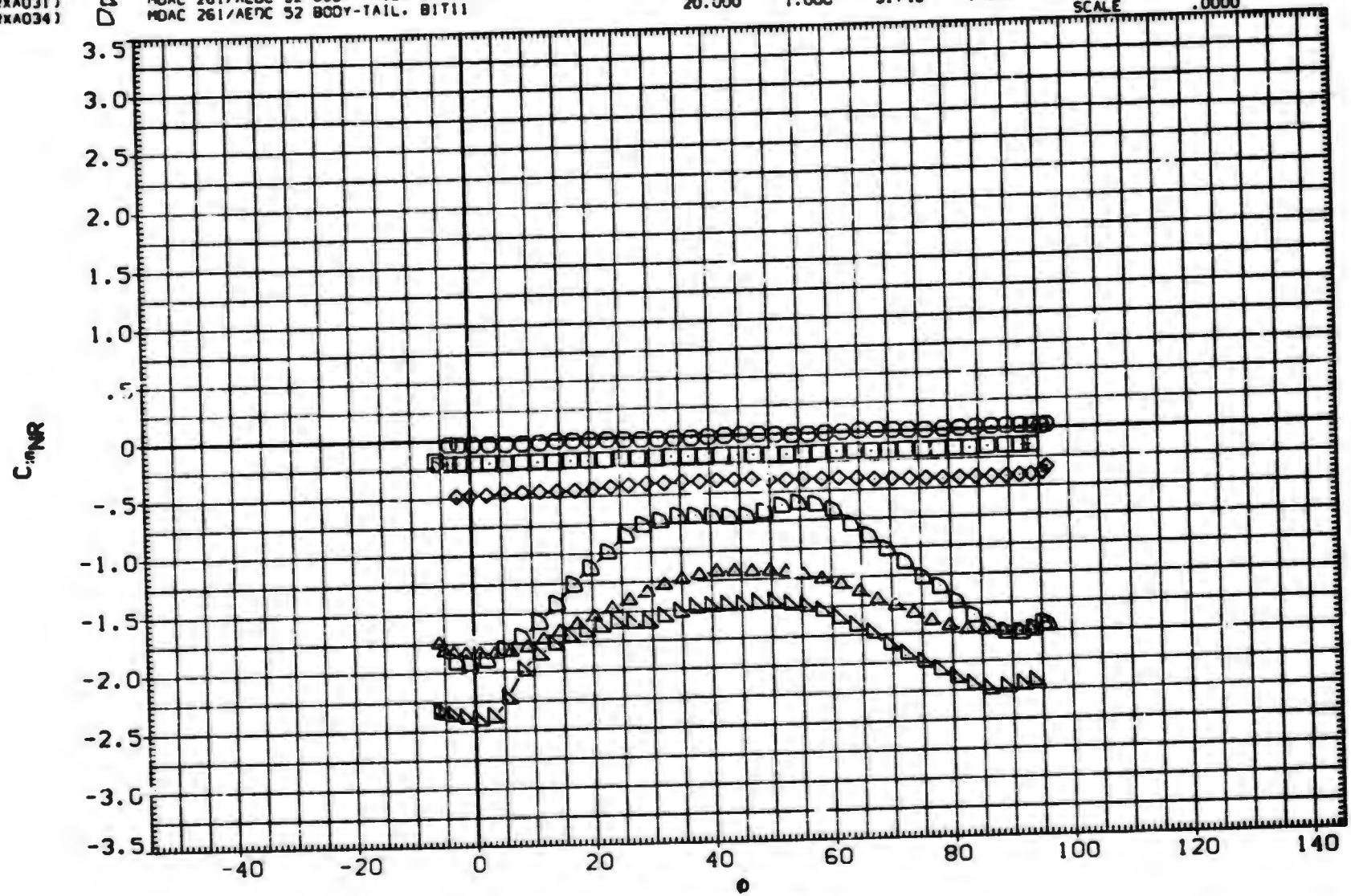

EFFECT OF ROLL ANGLE ON AERODYNAMIC FORCES. B1T11

(A)MACH = 1.00

DATA SET	SYMBOL	CONFIGURATION DESCRIPTION
(RxA309)	○	AEDC TF 368 BODY-TAIL. BIT11
(BxAABH)	□	AEDC TF 368 BODY-TAIL. BIT11
(BxAABI)	◇	AEDC TF 368 BODY-TAIL. BIT11
(BxAABJ)	△	AEDC TF 368 BODY-TAIL. BIT11
(BxAABK)	◺	AEDC TF 368 BODY-TAIL. BIT11

/_P.A	LAMBDA	RT.CRD	SEMSPN
25.000	1.000	3.749	1.875
30.000	1.000	3.749	1.875
35.000	1.000	3.749	1.875
40.000	1.000	3.749	1.875
45.000	1.000	3.749	1.875

REFERENCE INFORMATION

SREF	11.0450	SQ. IN.
LREF	3.7500	IN.
BREF	3.7500	IN.
XMRP	24.0000	IN.
YMRP	.0000	IN.
ZMRP	.0000	IN.
SCALE	.0000	

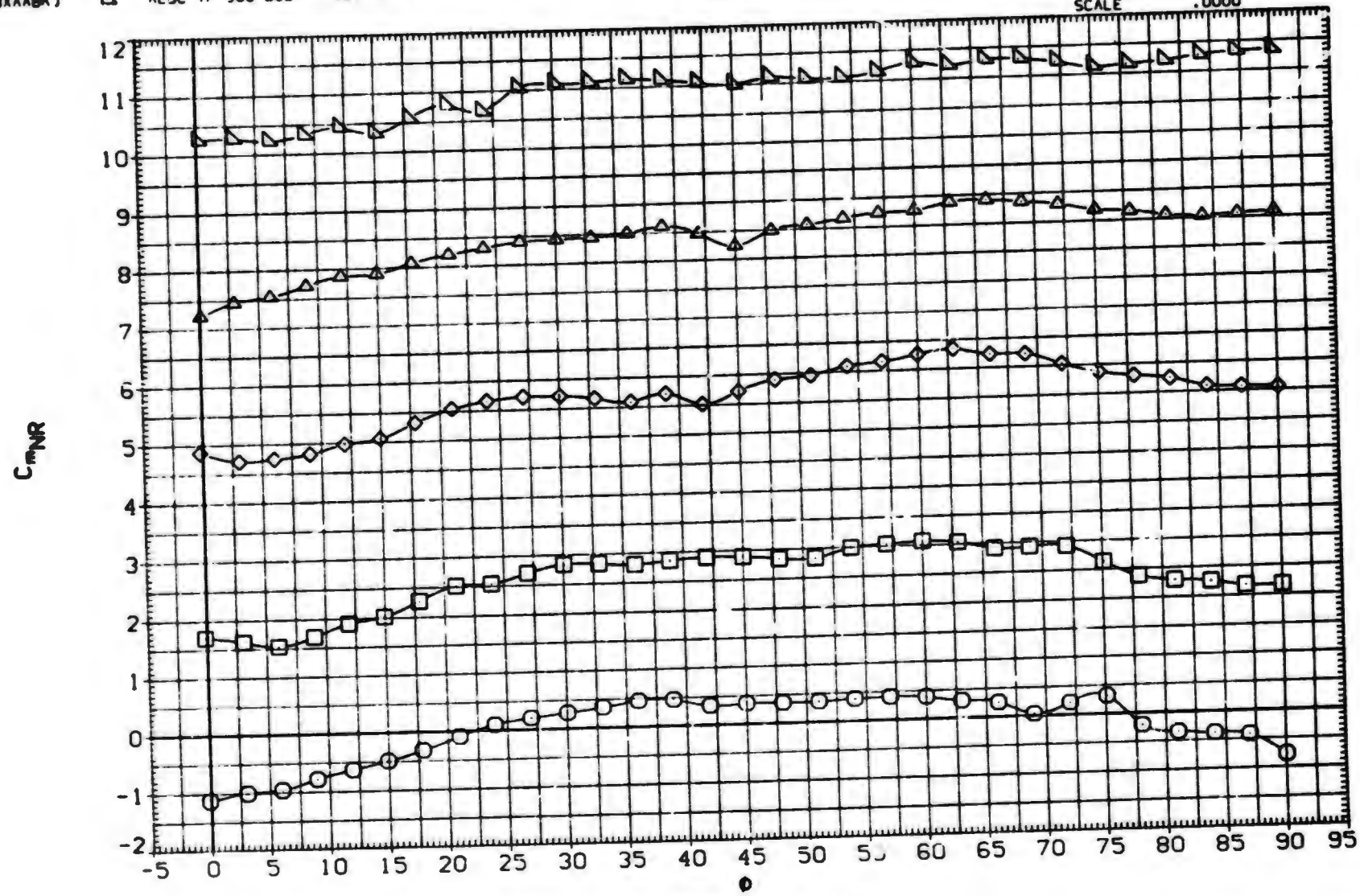

EFFECT OF ROLL ANGLE ON AERODYNAMIC FORCES. BIT11

(A)MACH = 1.00

DATA SET	SYMBOL	CONFIGURATION DESCRIPTION	ALPHA	LAMBDA	RT.CRD	SEMSPN
(RXA023)	○	MDAC 261/AEDC 52 BODY-TAIL. B1T11	.000	1.000	3.749	1.875
(RXA025)	□	MDAC 261/AEDC 52 BODY-TAIL. B1T11	2.000	1.000	3.749	1.875
(RXA026)	◇	MDAC 261/AEDC 52 BODY-TAIL. B1T11	4.000	1.000	3.749	1.875
(RXA029)	△	MDAC 261/AEDC 52 BODY-TAIL. B1T11	10.500	1.000	3.749	1.875
(RXA031)	◺	MDAC 261/AEDC 52 BODY-TAIL. B1T11	14.800	1.000	3.749	1.875
(RXA034)	◸	MDAC 261/AEDC 52 BODY-TAIL. B1T11	20.000	1.000	3.749	1.875

REFERENCE INFORMATION

SREF	11.0450	SQ. IN.
LREF	3.7500	IN.
BREF	3.7500	IN.
XMRP	24.0000	IN.
YMRP	.0000	IN.
ZMRP	.0000	IN.
SCALE	.0000	

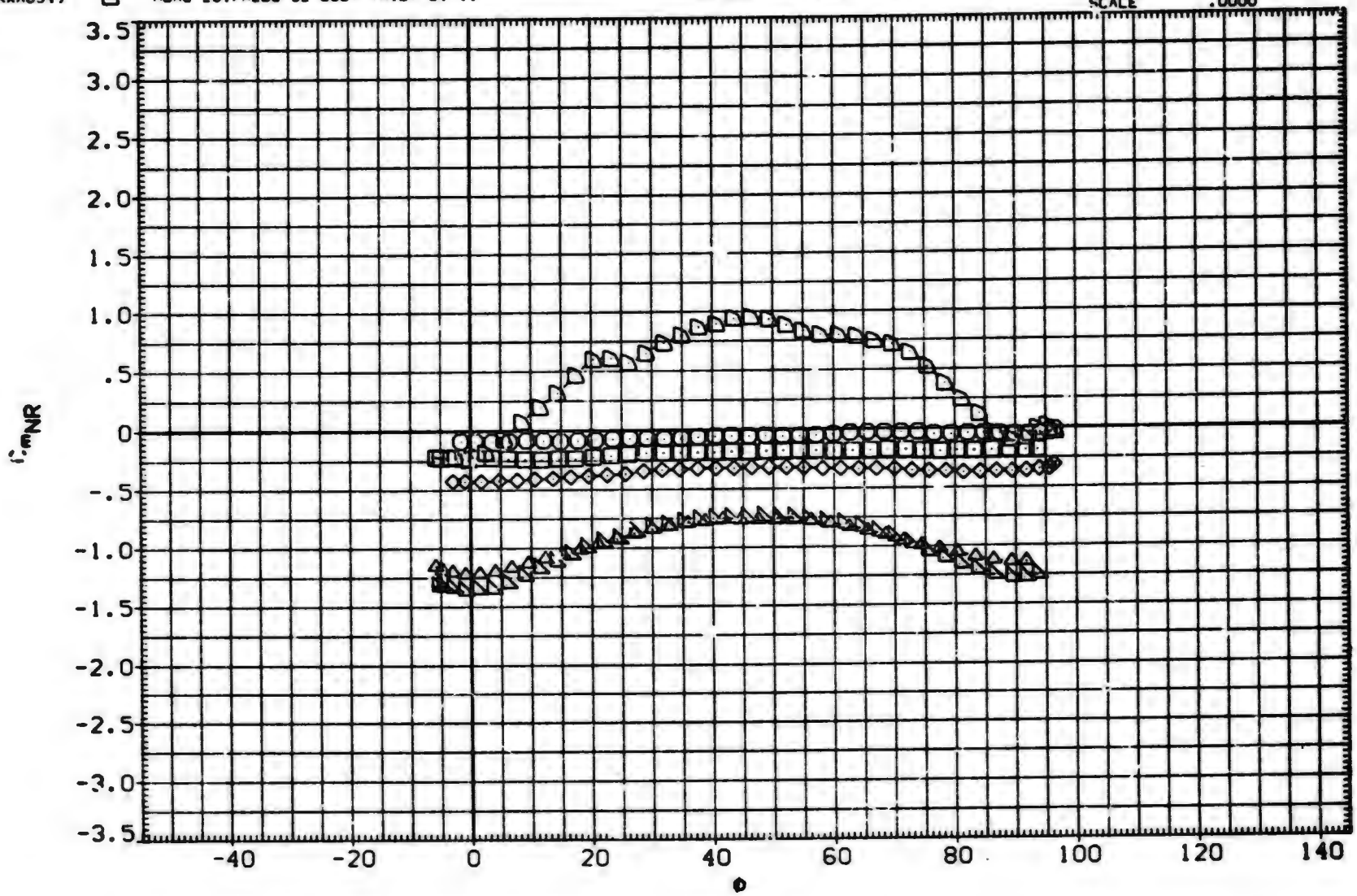

EFFECT OF ROLL ANGLE ON AERODYNAMIC FORCES. B1T11

(A)MACH = 1.20

DATA SET	SYMBOL	CONFIGURATION DESCRIPTION
(RXA309)	○	AEDC TF 368 BODY-TAIL. B1T11
(BXAABH)	□	AEDC TF 368 BODY-TAIL. B1T11
(BXAABI)	◇	AEDC TF 368 BODY-TAIL. B1T11
(BXAABJ)	△	AEDC TF 368 BODY-TAIL. B1T11
(BXAABK)	◺	AEDC TF 368 BODY-TAIL. B1T11

ALPHA	LAMBDA	RT.CRD	SEMSPN
25.000	1.000	3.749	1.875
30.000	1.000	3.749	1.875
35.000	1.000	3.749	1.875
40.000	1.000	3.749	1.875
45.000	1.000	3.749	1.875

REFERENCE INFORMATION		
SREF	11.0450	SQ.IN.
LREF	3.7500	IN.
BREF	3.7500	IN.
XMRP	24.0000	IN.
YMRP	.0000	IN.
ZMRP	.0000	IN.
SCALE	.0000	

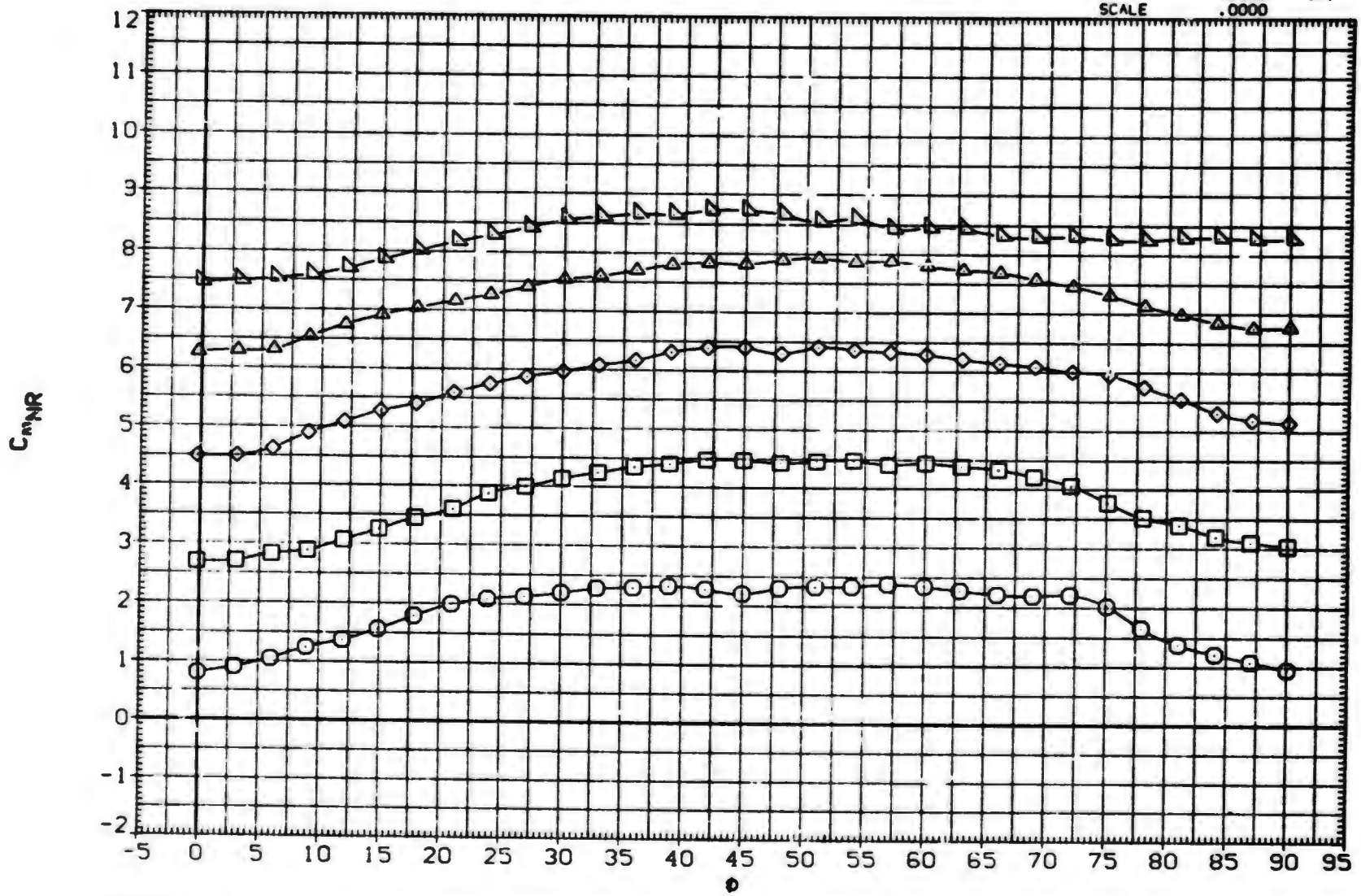

EFFECT OF ROLL ANGLE ON AERODYNAMIC FORCES. B1T11

(A)MACH = 1.20

DATA SET	SYMBOL	CONFIGURATION DESCRIPTION
(RXA023)	○	MDAC 261/AEDC 52 BODY-TAIL. B1T11
(RXA025)	□	MDAC 261/AEDC 52 BODY-TAIL. B1T11
(RXA026)	◇	MDAC 261/AEDC 52 BODY-TAIL. B1T11
(RXA029)	△	MDAC 261/AEDC 52 BODY-TAIL. B1T11
(RXA031)	▽	MDAC 261/AEDC 52 BODY-TAIL. B1T11
(RXA034)	◁	DATA NOT AVAILABLE

ALPHA	LAMBDA	RT.CRD	SEMSPN
.000	1.000	3.749	1.875
2.000	1.000	3.749	1.875
4.000	1.000	3.749	1.875
10.500	1.000	3.749	1.875
14.800	1.000	3.749	1.875
20.000	1.000	3.749	1.875

REFERENCE INFORMATION

SREF	11.0450	SQ. IN.
LREF	3.7500	IN.
BREF	3.7500	IN.
XMRP	24.0000	IN.
YMRP	.0000	IN.
ZMRP	.0000	IN.
SCALE	.0000	

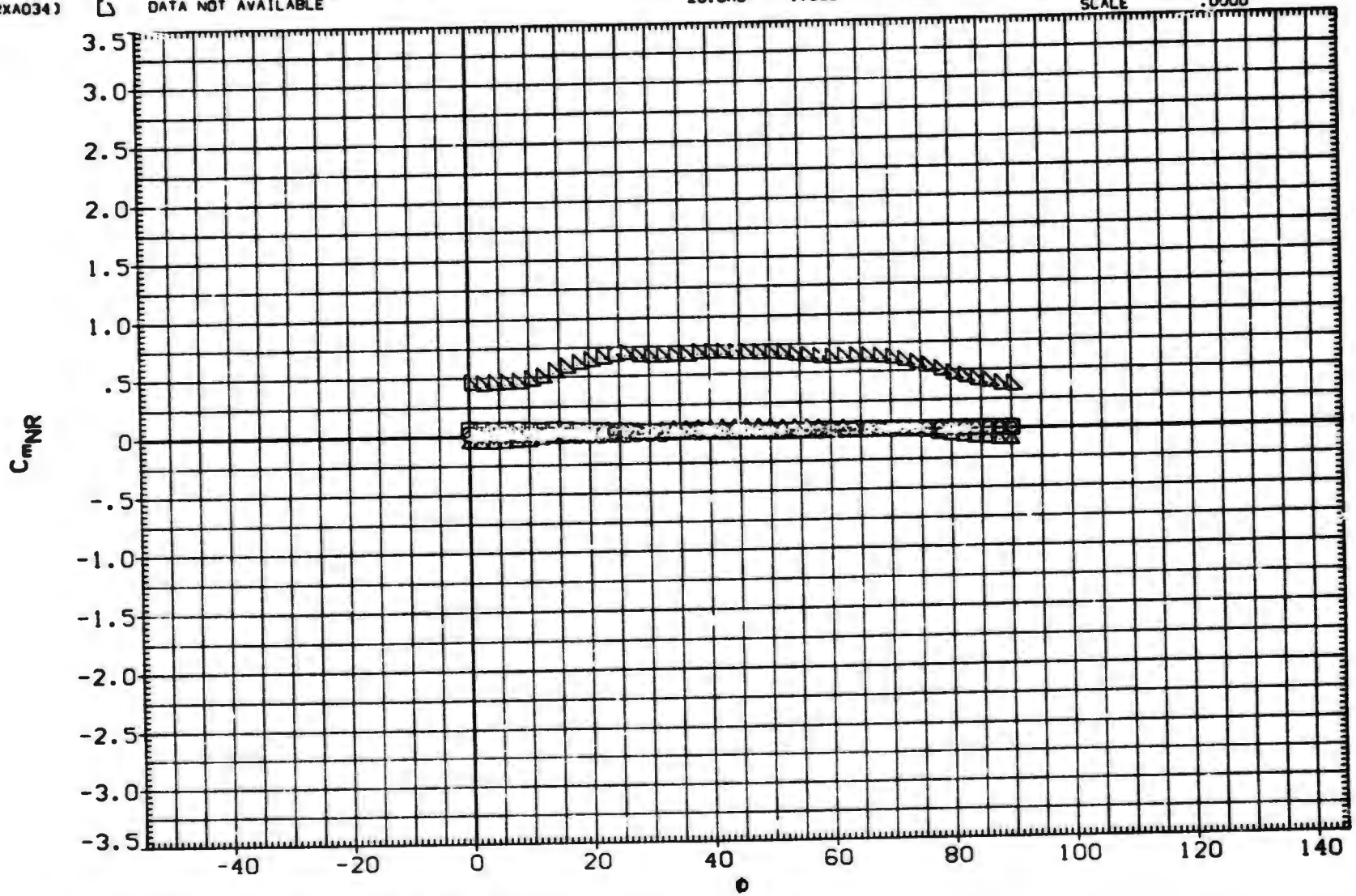

EFFECT OF ROLL ANGLE ON AERODYNAMIC FORCES. B1T11

(A)MACH = 1.76

DATA SET	SYMBOL	CONFIGURATION DESCRIPTION
(RXA023)	○	MDAC 261/AEDC 52 BODY-TAIL. B1T11
(RXA025)	□	MDAC 261/AEDC 52 BODY-TAIL. B1T11
(RXA026)	◇	MDAC 261/AEDC 52 BODY-TAIL. B1T11
(RXA029)	△	MDAC 261/AEDC 52 BODY-TAIL. B1T11
(RXA031)	◺	MDAC 261/AEDC 52 BODY-TAIL. B1T11
(RXA034)	D	DATA NOT AVAILABLE

ALPHA	LAMBDA	RT.CRD	SEMSPN
.000	1.000	3.749	1.875
2.000	1.000	3.749	1.875
4.000	1.000	3.749	1.875
10.500	1.000	3.749	1.875
14.300	1.000	3.749	1.875
20.000	1.000	3.749	1.875

REFERENCE INFORMATION

SREF	11.0450	SQ.IN.
LREF	3.7500	IN.
BREF	3.7500	IN.
XMRP	24.0000	IN.
YMRP	.0000	IN.
ZMRP	.0000	IN.
SCALE	.0000	

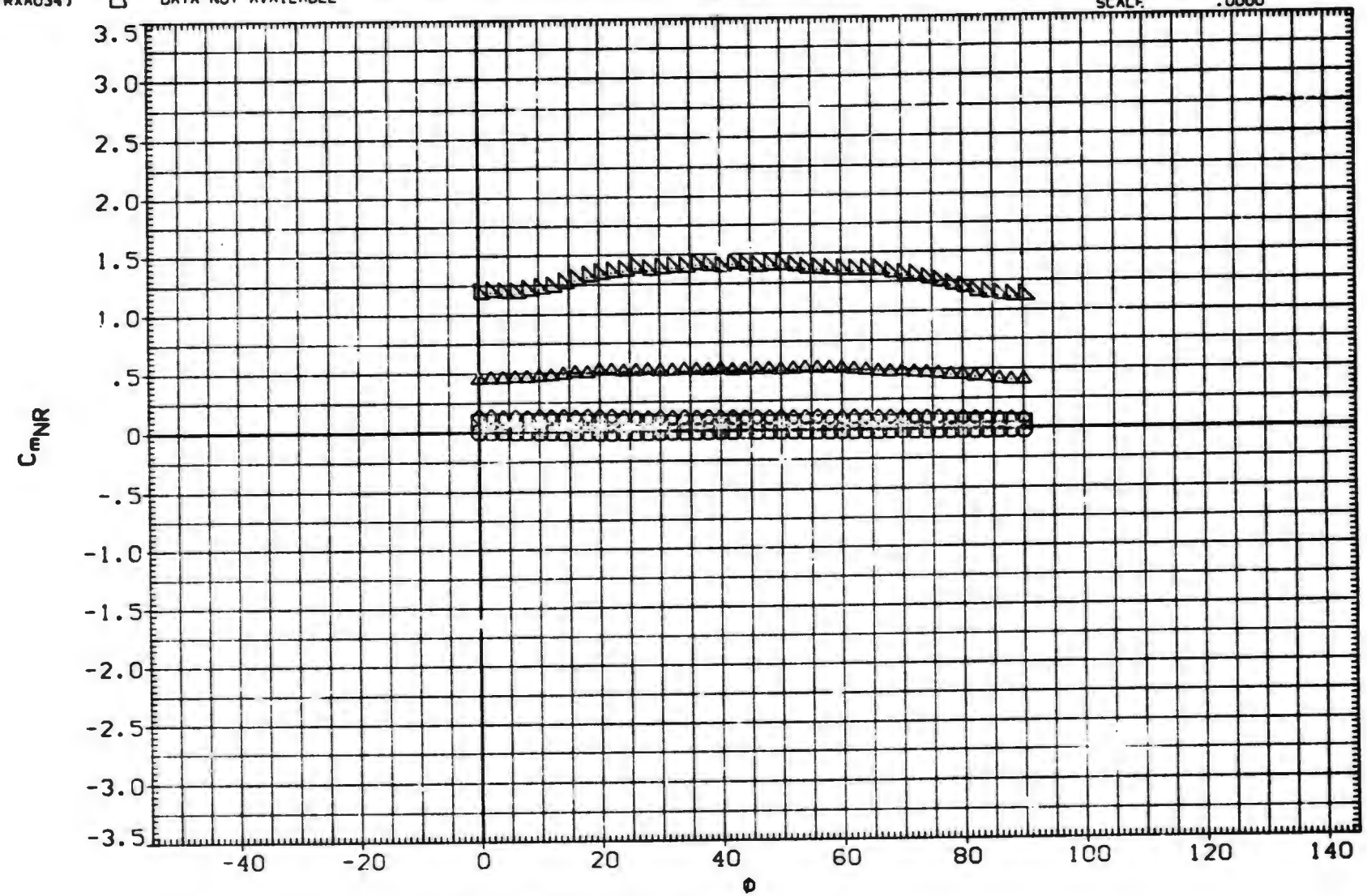

EFFECT OF ROLL ANGLE ON AERODYNAMIC FORCES. B1T11

(A)MACH = 2.00

DATA SET	SYMBOL	CONFIGURATION DESCRIPTION	A_Pha	LAMBDA	RT.CRD	SEMSPN
(RXA309)	○	DATA NOT AVAILABLE	25.000	1.000	3.749	1.875
(BXAABH)	□	AEDC TF 368 BODY-TAIL. B1T11	30.000	1.000	3.749	1.875
(BXAABI)	◇	AEDC TF 368 BODY-TAIL. B1T11	35.000	1.000	3.749	1.875
(BXAABJ)	△	AEDC TF 368 BODY-TAIL. B1T11	40.000	1.000	3.749	1.875
(BXAABK)	◺	AEDC TF 368 BODY-TAIL. B1T11	45.000	1.000	3.749	1.875

REFERENCE INFORMATION

SREF	11.0450	SQ. IN.
LREF	3.7500	IN.
BREF	3.7500	IN.
XMRP	24.0000	IN.
YMRP	.0000	IN.
ZMRP	.0000	IN.
SCALE	.0000	

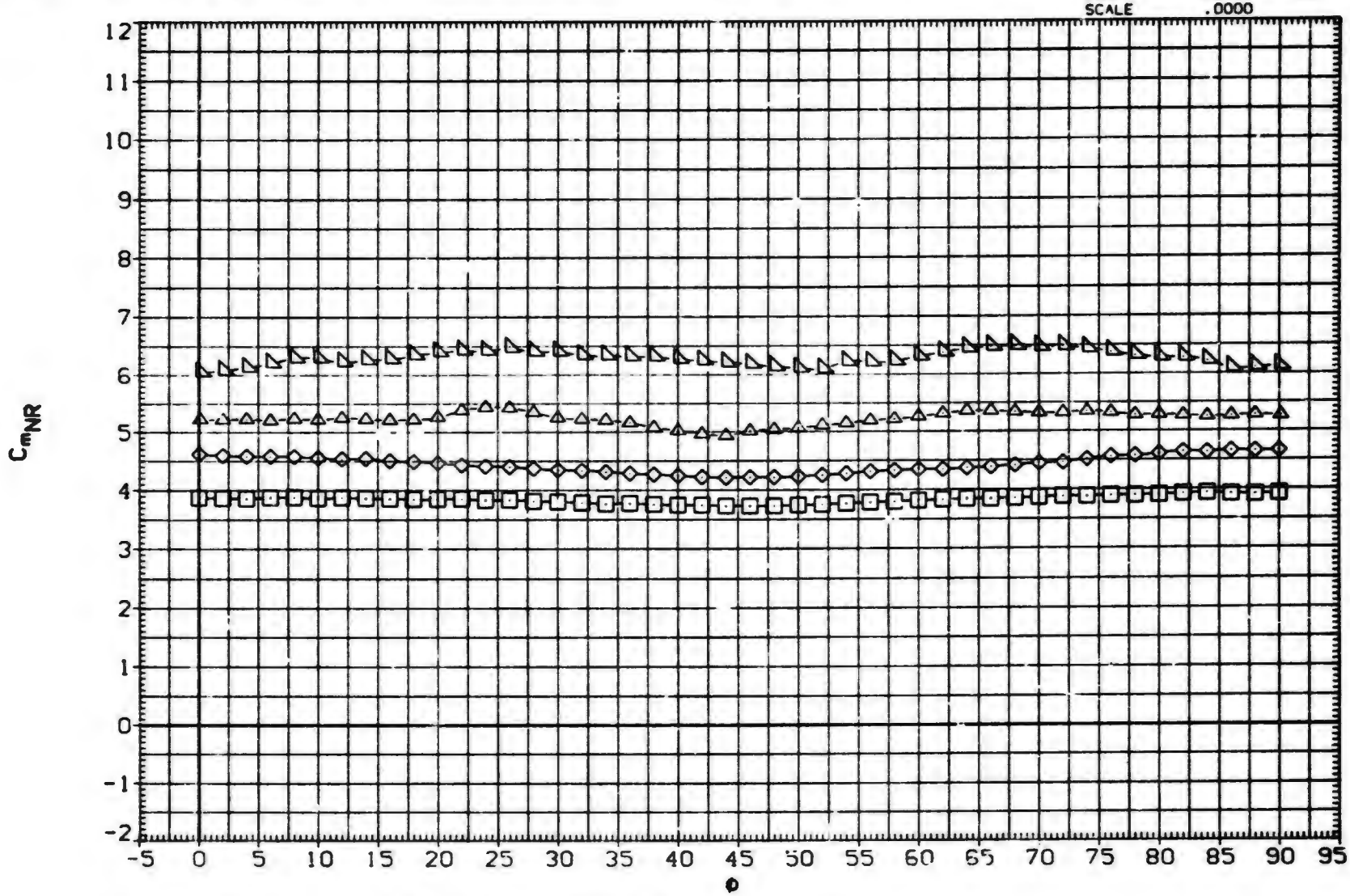

EFFECT OF ROLL ANGLE ON AERODYNAMIC FORCES. B1T11

(A)MACH = 2.00

DATA SET	SYMBOL	CONFIGURATION DESCRIPTION
(RHAD23)	○	HOAC 26/AEDC 52 BODY-TAIL- BIT11
(RHAD25)	◇	HOAC 26/AEDC 52 BODY-TAIL- BIT11
(RHAD26)	▽	HOAC 26/AEDC 52 BODY-TAIL- BIT11
(RHAD29)	△	HOAC 26/AEDC 52 BODY-TAIL- BIT11
(RHAD3)	▷	HOAC 26/AEDC 52 BODY-TAIL- BIT11
(RHAD24)	□	DATA NOT AVAILABLE

ALPHA	LAMBDA	RT.CRD	SEMSPN
.000	1.000	3.748	1.093
2.000	1.000	3.748	1.093
4.000	1.000	3.748	1.093
10.000	1.000	3.748	1.093
14.000	1.000	3.743	1.093
20.000	1.000	3.749	1.093

REFERENCE INFORMATION

SREF	11.5450	SQ. IN.
LREF	3.7500	IN.
BREF	3.7571	IN.
XMRP	24.5000	IN.
YMRP	.0000	IN.
ZMRP	.0000	IN.
SCALE	.0000	

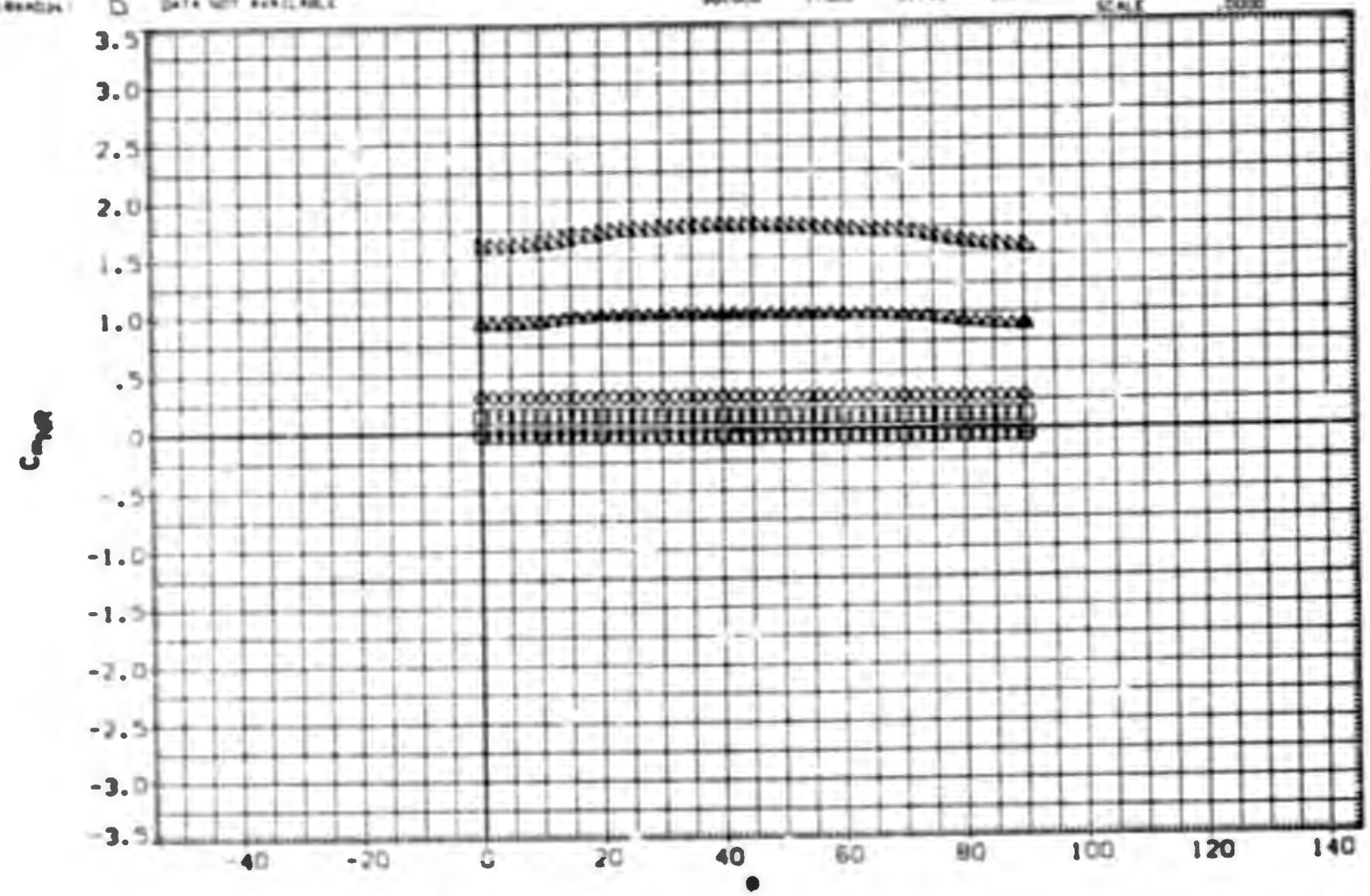

EFFECT OF ROLL ANGLE ON AERODYNAMIC FORCES. BIT11

(AIMACH = 2.50

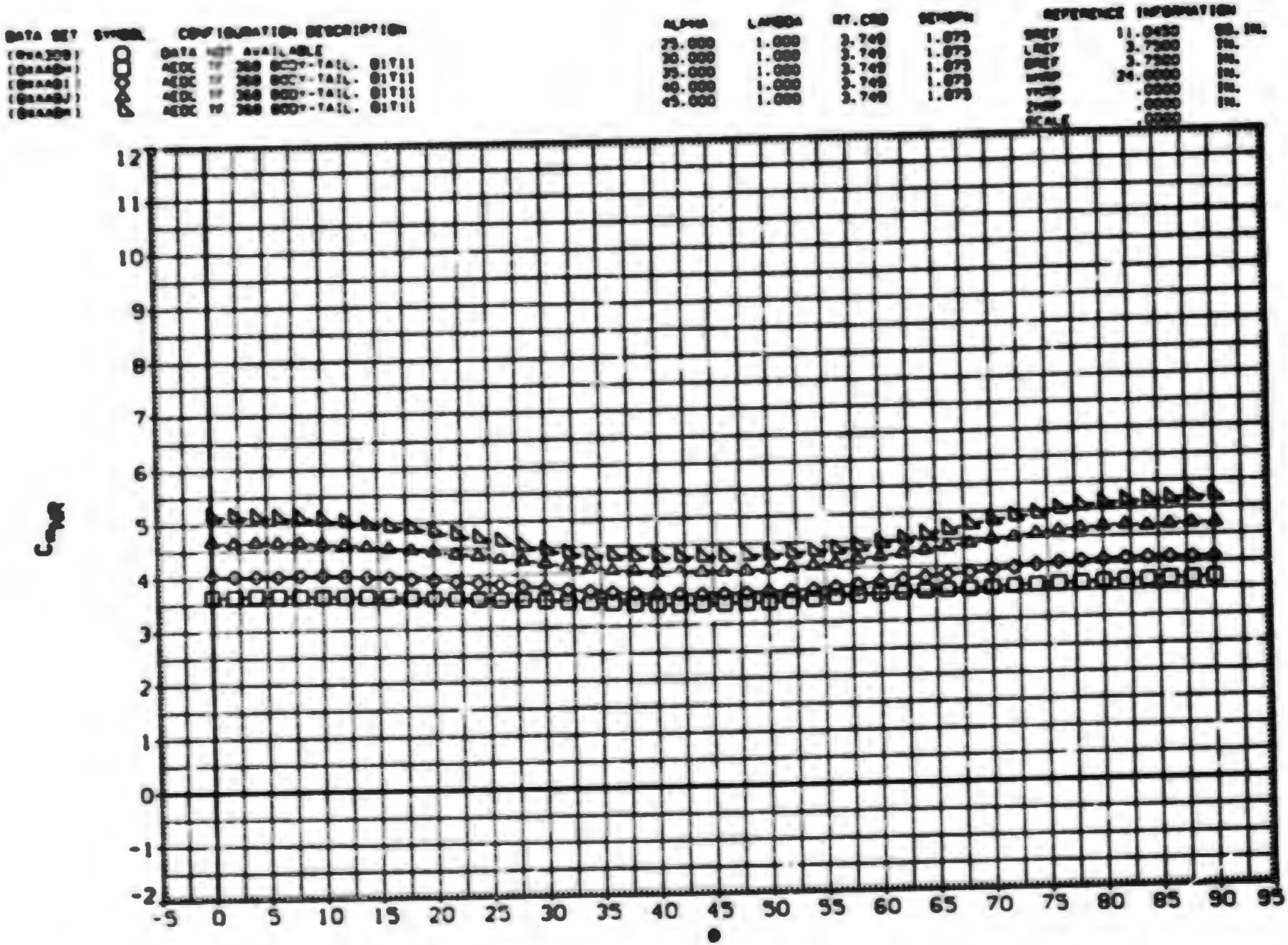

EFFECT OF ROLL ANGLE ON AERODYNAMIC FORCES. B1T11

(A)MACH = 2.50

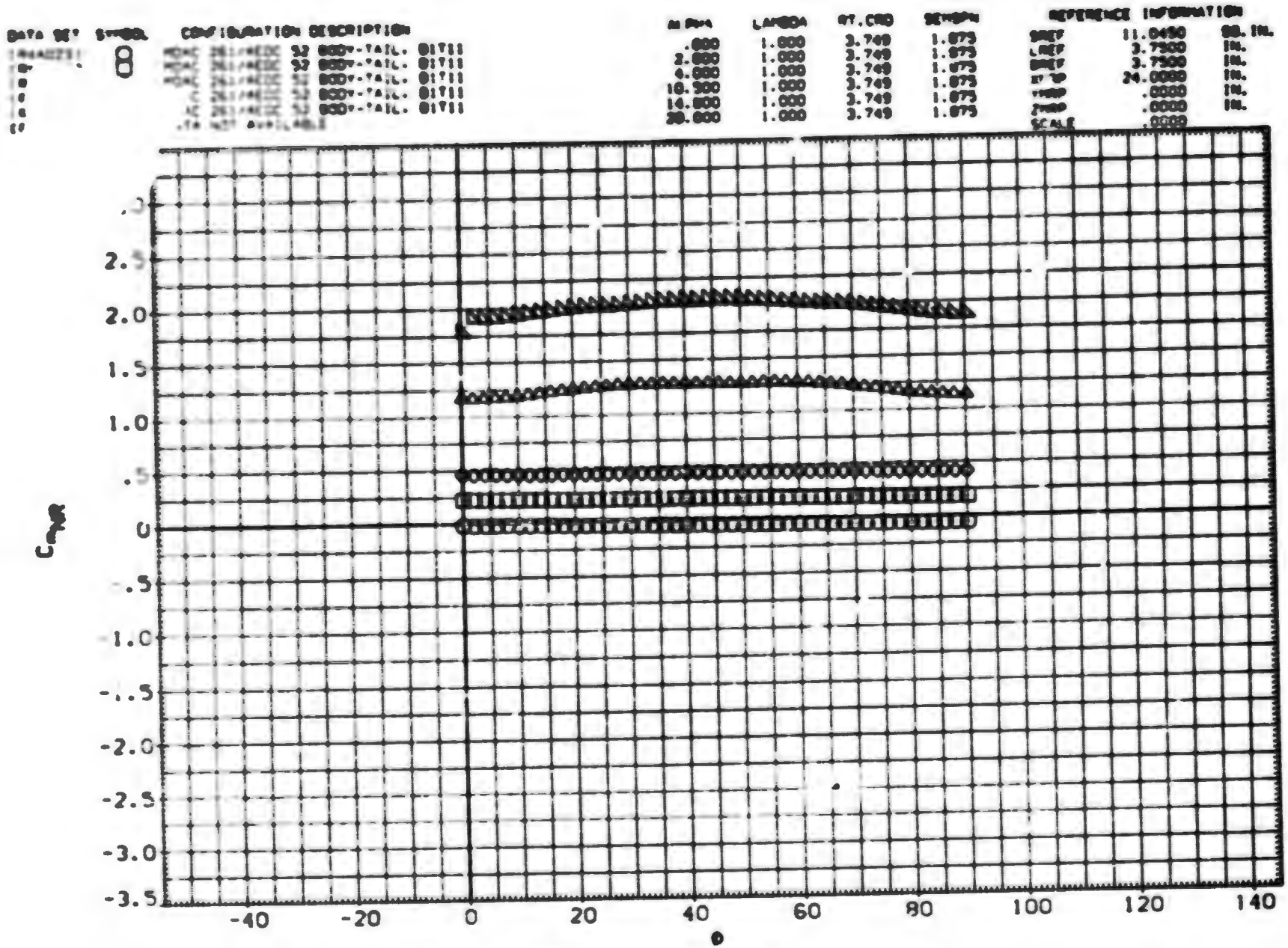

EFFECT OF ROLL ANGLE ON AERODYNAMIC FORCES. BIT11

(A)MACH = 3.01

DATA SET	SYMBOL	CONFIGURATION DESCRIPTION
(BxA3C9)	○	DATA NOT AVAILABLE
(BxAABH)	□	AEDC TF 368 BODY TAIL. B1T11
(BxAABI)	◇	AEDC TF 368 BODY-TAIL. B1T11
(BxAABJ)	△	AEDC TF 368 BODY-TAIL. B1T11
(BxAABK)	▷	AEDC TF 368 BODY-TAIL. B1T11

ALPHA	LAMBDA	RT.CRD	SEMSPN
25.000	1.000	3.749	1.875
30.000	1.000	3.749	1.875
35.000	1.000	3.749	1.875
40.000	1.000	3.749	1.875
5.000	1.000	3.749	1.875

REFERENCE INFORMATION		
SREF	11.0450	SQ. IN.
LREF	3.7500	IN.
BREF	3.7500	IN.
XMRP	24.0000	IN.
YMRP	.0000	IN.
ZMRP	.0000	IN.
SCALE	.0000	

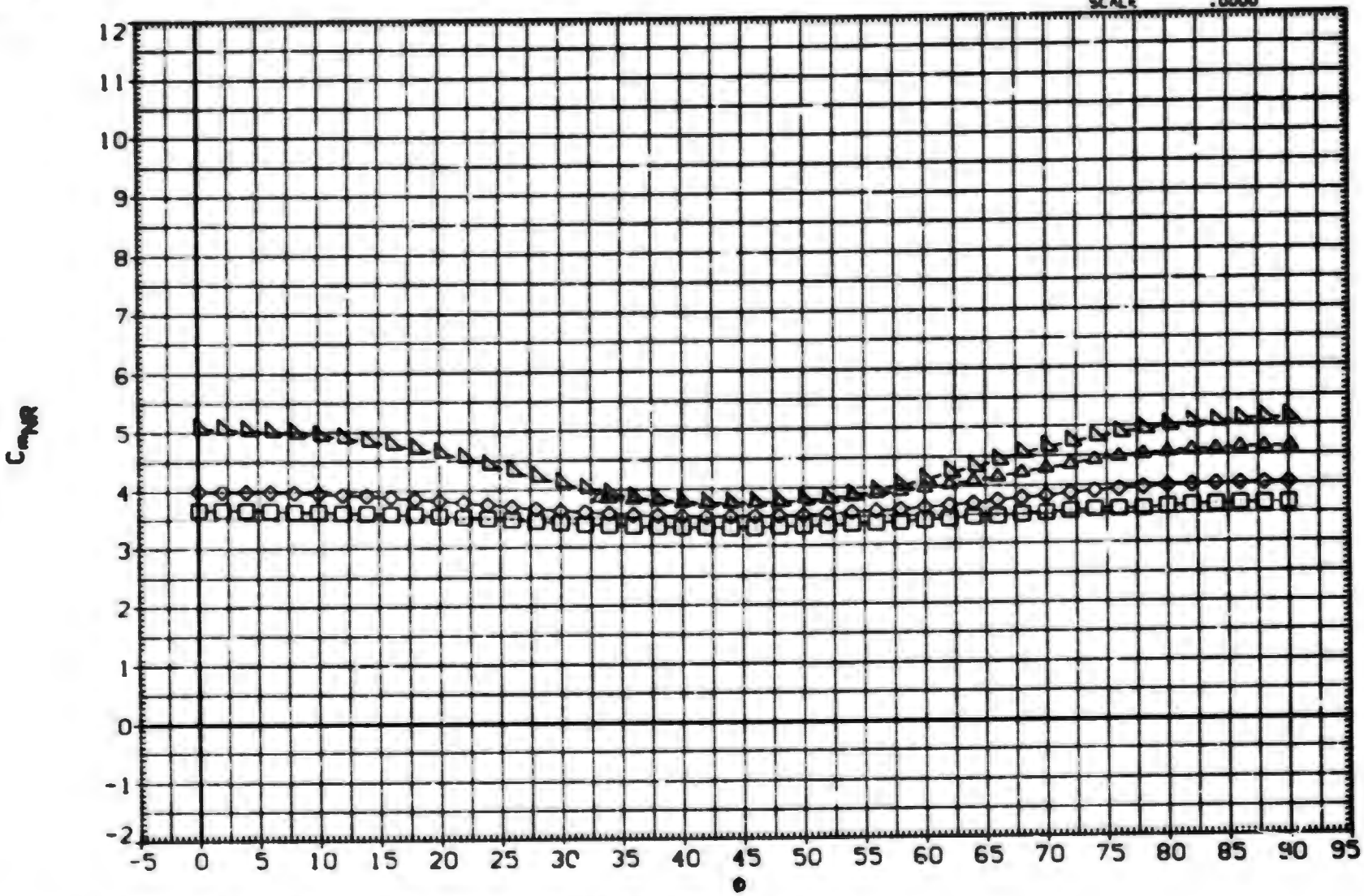

EFFECT OF ROLL ANGLE ON AERODYNAMIC FORCES. B1T11

(A)MACH = 3.01

DATA SET	SYMBOL	CONFIGURATION DESCRIPTION
(RXA023)	○	MDAC 261/AEDC 52 BODY-TAIL. B1T11
(RXA025)	□	MDAC 261/AEDC 52 BODY-TAIL. B1T11
(RXA026)	◇	MDAC 261/AEDC 52 BODY-TAIL. B1T11
(RXA029)	△	MDAC 261/AEDC 52 BODY-TAIL. B1T11
(RXA031)	◺	DATA NOT AVAILABLE
(RXA034)	D	DATA NOT AVAILABLE

ALPHA	LAMBDA	RT.CRD	SEMSPN
.000	1.000	3.749	1.875
2.000	1.000	3.749	1.875
4.000	1.000	3.749	1.875
10.500	1.000	3.749	1.875
14.800	1.000	3.749	1.875
20.000	1.000	3.749	1.875

REFERENCE INFORMATION

SREF	11.0450	SQ. IN.
LREF	3.7500	IN.
BREF	3.7500	IN.
XMRP	24.0000	IN.
YMRP	.0000	IN.
ZMRP	.0000	IN.
SCALE	.0000	

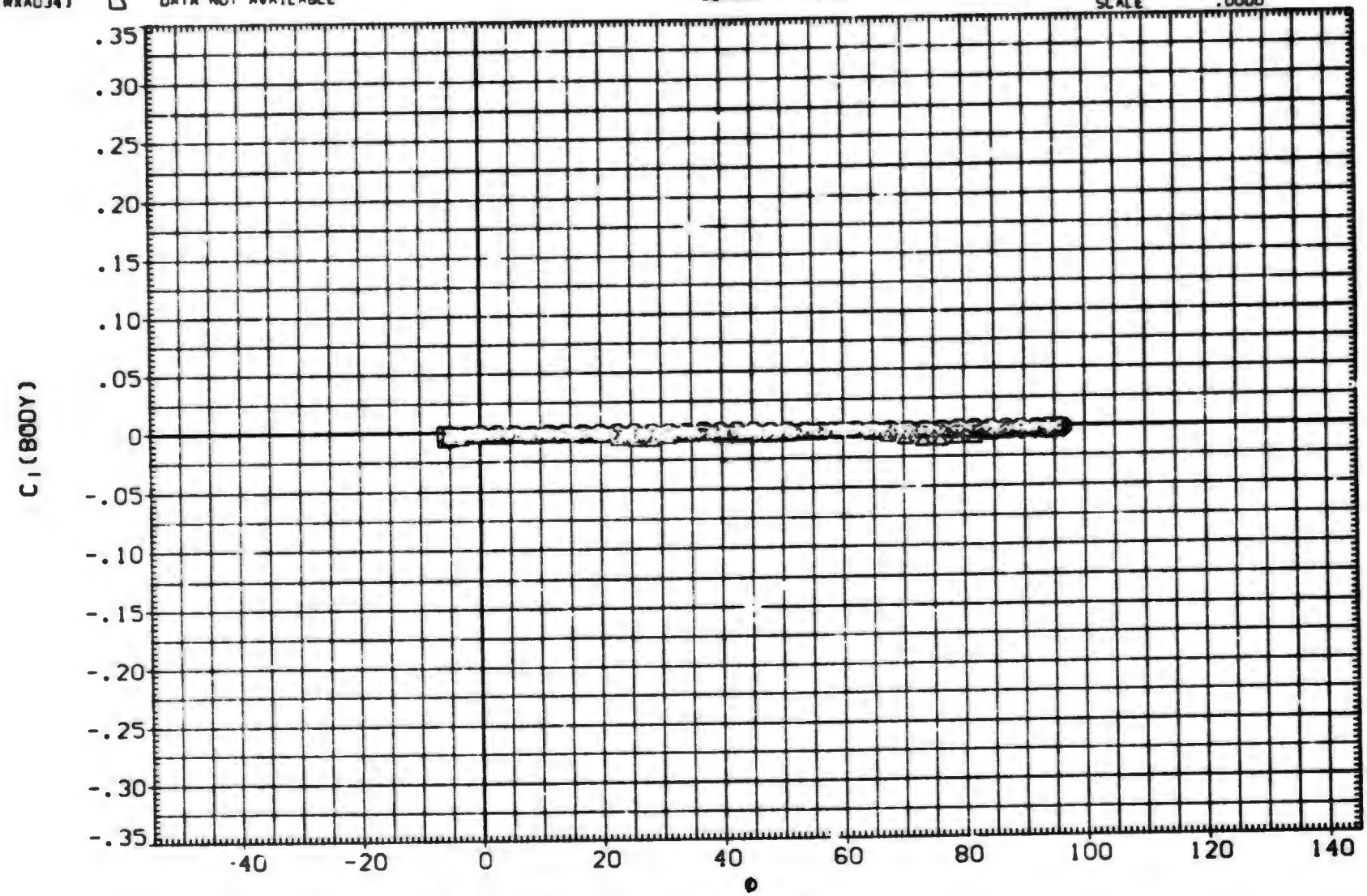

EFFECT OF ROLL ANGLE ON AERODYNAMIC FORCES. B1T11

(A)MACH = .80

DATA SET	SYMBOL	CONFIGURATION DESCRIPTION	ALPHA	LAMBDA	RT.CRD	SEMSPN
(RXA309)	○	AEDC TF 368 BODY-TAIL. BITII	25.000	1.000	3.749	1.875
(BXAABH)	□	AEDC TF 368 BODY-TAIL. BITII	30.000	1.000	3.749	1.875
(BXAABI)	◇	AEDC TF 368 BODY-TAIL. BITII	35.000	1.000	3.749	1.875
(BXAABJ)	△	AEDC TF 368 BODY-TAIL. BITII	40.000	1.000	3.749	1.875
(BXAABK)	◺	AEDC TF 368 BODY-TAIL. BITII	45.000	1.000	3.749	1.875

REFERENCE INFORMATION

SREF	11.0450	SQ. IN.
LREF	3.7500	IN.
BREF	3.7500	IN.
XMRP	24.0000	IN.
YMRP	.0000	IN.
ZMRP	.0000	IN.
SCALE	.0000	

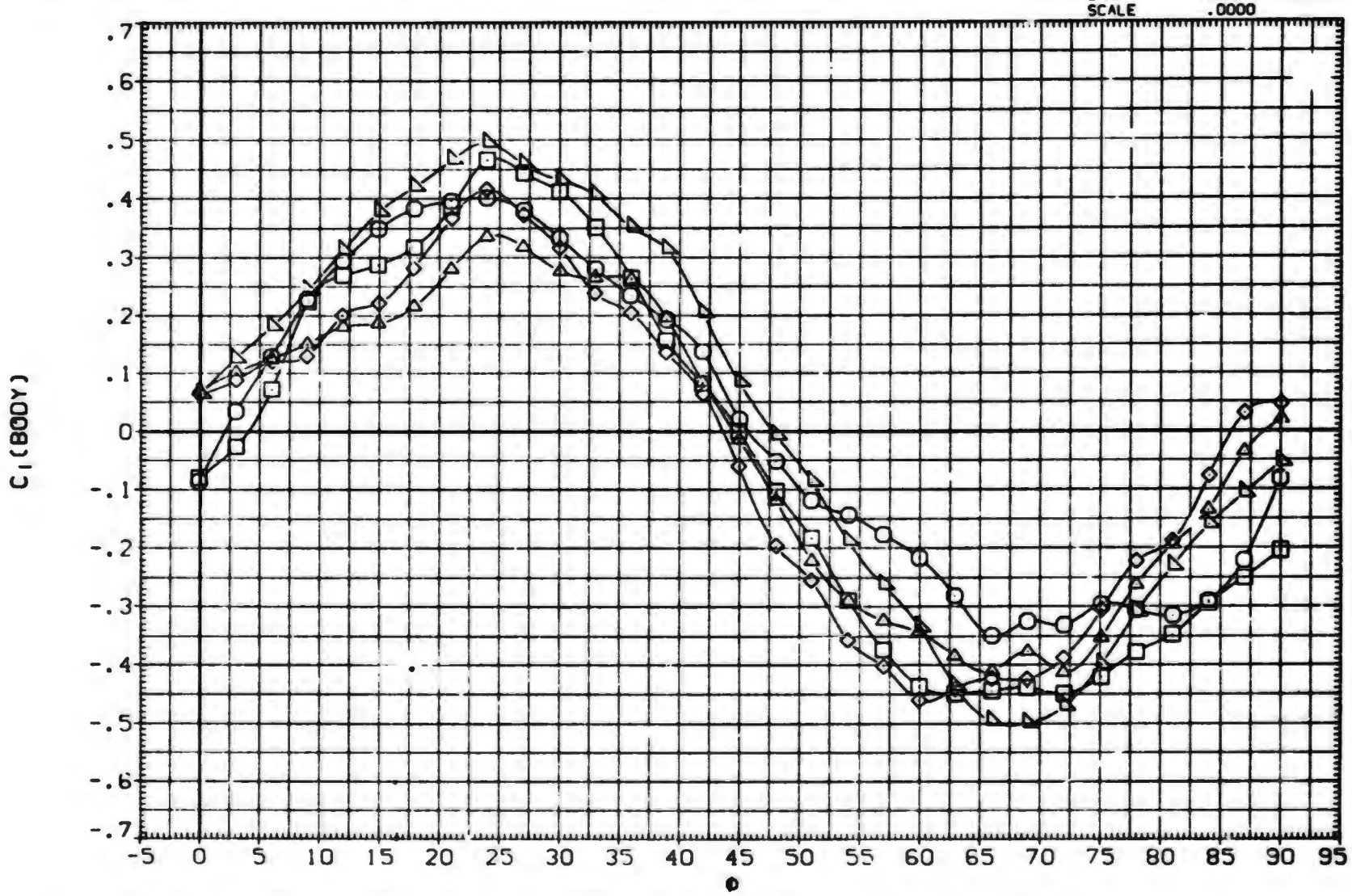

EFFECT OF ROLL ANGLE ON AERODYNAMIC FORCES. BITII

(A)MACH = .80

DATA SET	SYMBOL	CONFIGURATION DESCRIPTION
(RXA023)	○	MDAC 261/AEDC 52 BODY-TAIL. B1T11
(RXA025)	□	MDAC 261/AEDC 52 BODY-TAIL. B1T11
(RXA026)	◇	MDAC 261/AEDC 52 BODY-TAIL. B1T11
(RXA029)	△	MDAC 261/AEDC 52 BODY-TAIL. B1T11
(RXA031)	◺	MDAC 261/AEDC 52 BODY-TAIL. B1T11
(RXA034)	D	MDAC 261/AEDC 52 BODY-TAIL. B1T11

ALPHA	LAMBDA	RT.CRD	SEMSPN
.000	1.000	3.749	1.875
2.000	1.000	3.749	1.875
4.000	1.000	3.749	1.875
10.500	1.000	3.749	1.875
14.000	1.000	3.749	1.875
20.000	1.000	3.749	1.875

REFERENCE INFORMATION

SREF	11.0450	SQ.IN.
LREF	3.7500	IN.
BREF	3.7500	IN.
XMRP	24.0000	IN.
YMRP	.0000	IN.
ZMRP	.0000	IN.
SCALE	.0000	

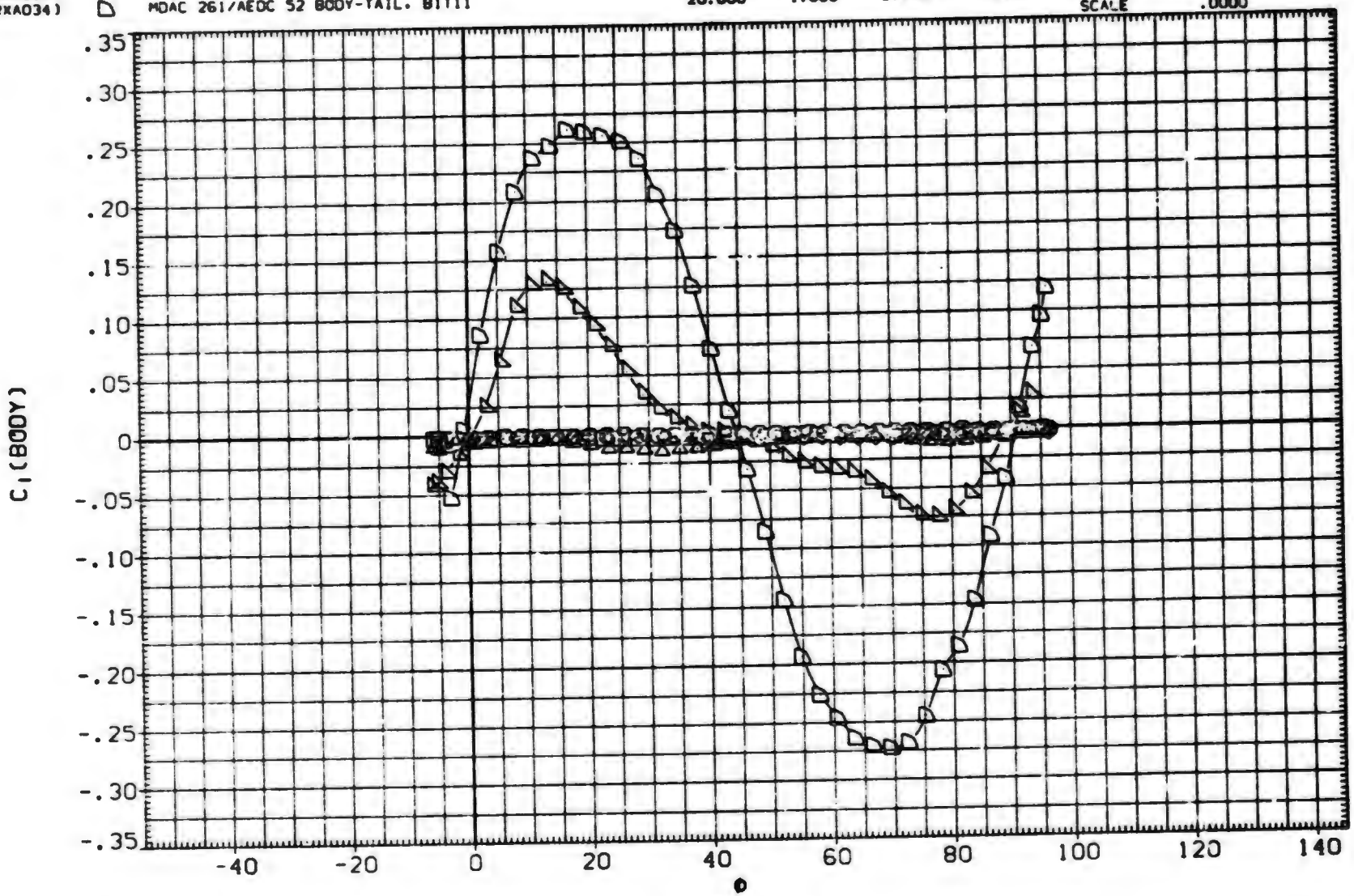

EFFECT OF ROLL ANGLE ON AERODYNAMIC FORCES. B1T11

(A)MACH = 1.00

DATA SET	SYMBOL	CONFIGURATION DESCRIPTION
(RXA309)	○	AEDC TF 368 BODY-TAIL. B1T11
(BXAABH)	□	AEDC TF 368 BODY-TAIL. B1T11
(BXAABI)	◇	AEDC TF 368 BODY-TAIL. B1T11
(BXAABJ)	△	AEDC TF 368 BODY-TAIL. B1T11
(BXAABK)	◺	AEDC TF 368 BODY-TAIL. B1T11

ALPHA	LAMBDA	RT.CRD	SEMSPN
25.000	1.000	3.749	1.875
30.000	1.000	3.749	1.875
35.000	1.000	3.749	1.875
40.000	1.000	3.749	1.875
45.000	1.000	3.749	1.875

REFERENCE INFORMATION

SREF	11.0450	SQ. IN.
LREF	3.7500	IN.
BREF	3.7500	IN.
XMRP	24.0000	IN.
YMRP	.0000	IN.
ZMRP	.0000	IN.
SCALE	.0000	

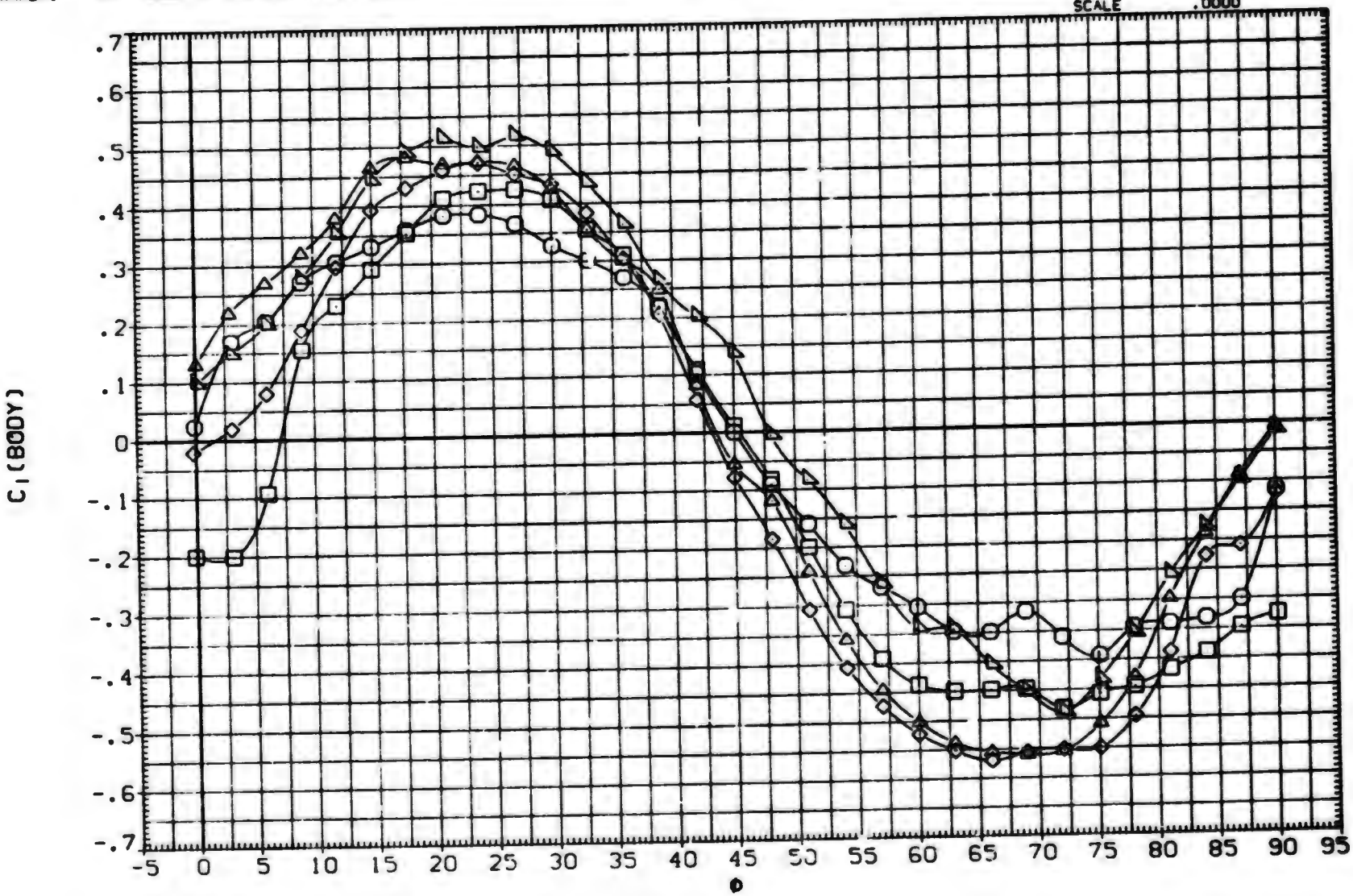

EFFECT OF ROLL ANGLE ON AERODYNAMIC FORCES. B1T11

(A)MACH = 1.00

DATA SET	SYMBOL	CONFIGURATION DESCRIPTION	ALPHA	LAMBDA	RT.CRD	SEMSPN
(RXA023)	○	MDAC 261/AEDC 52 BODY-TAIL. B1T11	.000	1.000	3.749	1.875
(RXA025)	□	MDAC 261/AEDC 52 BODY-TAIL. B1T11	2.000	1.000	3.749	1.875
(RXA026)	◇	MDAC 261/AEDC 52 BODY-TAIL. B1T11	4.000	1.000	3.749	1.875
(RXA029)	△	MDAC 261/AEDC 52 BODY-TAIL. B1T11	10.500	1.000	3.749	1.875
(RXA031)	◺	MDAC 261/AEDC 52 BODY-TAIL. B1T11	14.800	1.000	3.749	1.875
(RXA034)	D	MDAC 261/AEDC 52 BODY-TAIL. B1T11	20.000	1.000	3.749	1.875

REFERENCE INFORMATION

SREF	11.0450	SQ.IN.
LREF	3.7500	IN.
BREF	3.7500	IN.
XMRP	24.0000	IN.
YMRP	.0000	IN.
ZMRP	.0000	IN.
SCALE	.0000	

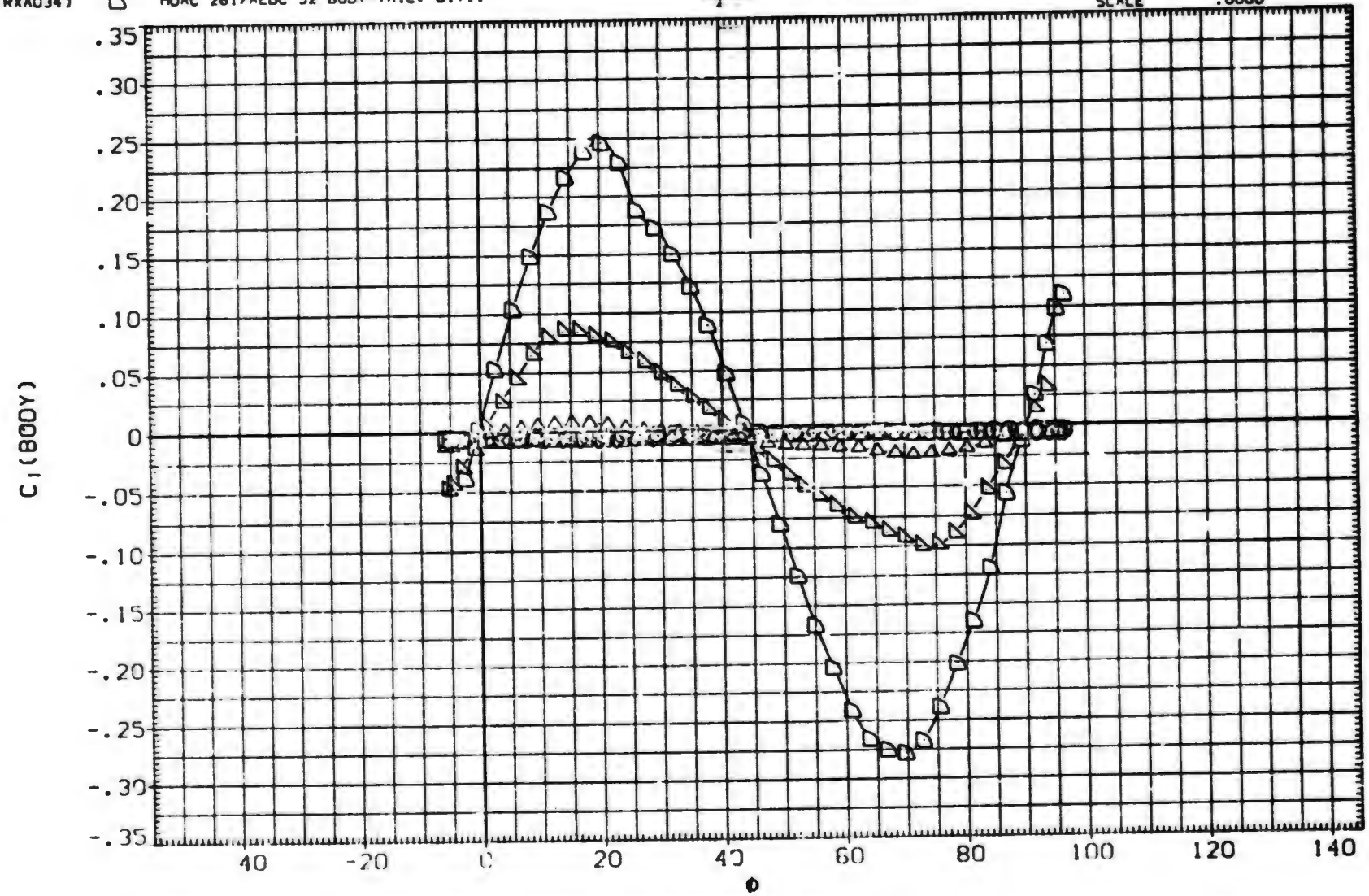

EFFECT OF ROLL ANGLE ON AERODYNAMIC FORCES. B1T11

(A)MACH = 1.20

DATA SET	SYMBOL	CONFIGURATION DESCRIPTION
(RXA309)	○	AEDC TF 368 BODY-TAIL. B1T11
(BXAABH)	□	AEDC TF 368 BODY-TAIL. B1T11
(BXAABI)	◇	AEDC TF 368 BODY-TAIL. B1T11
(BXAABI)	⊿	AEDC TF 368 BODY-TAIL. B1T11
(BXAABK)	◺	AEDC TF 368 BODY-TAIL. B1T11

ALPHA	LAMBDA	RT.CRD	SEMSPN
25.000	1.000	3.749	1.875
30.000	1.000	3.749	1.875
35.000	1.000	3.749	1.875
40.000	1.000	3.749	1.875
45.000	1.000	3.749	1.875

REFERENCE INFORMATION

SREF	11.0450	SQ.IN.
LREF	3.7500	IN.
BREF	3.7500	IN.
XMRP	24.0000	IN.
YMRP	.0000	IN.
ZMRP	.0000	IN.
SCALE	.0000	

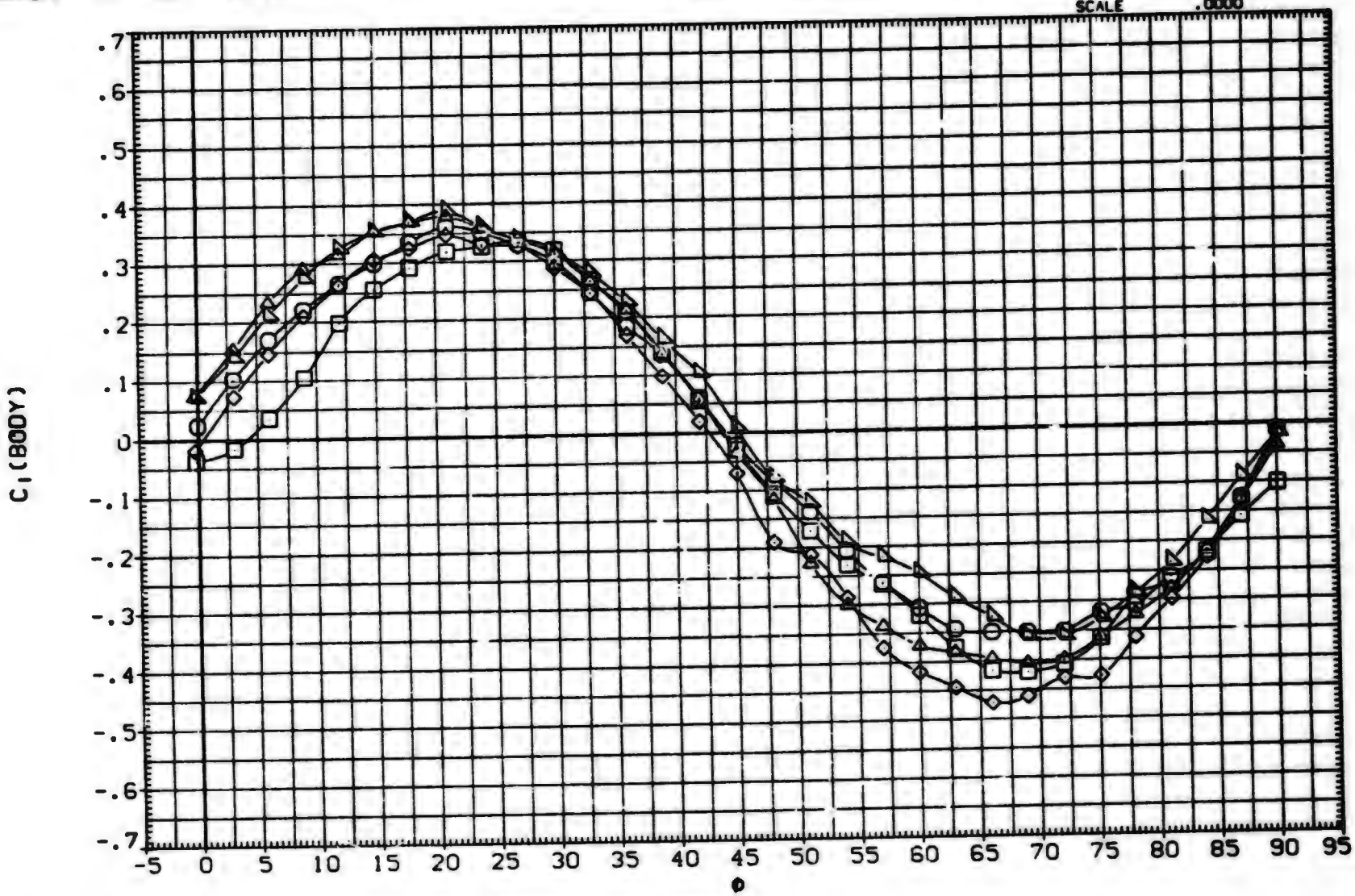

EFFECT OF ROLL ANGLE ON AERODYNAMIC FORCES. B1T11

(A)MACH = 1.20

DATA SET	SYMBOL	CONFIGURATION DESCRIPTION
(RxA023)	○	MDAC 261/AEDC 52 BODY-TAIL. B1T11
(RxA025)	□	MDAC 261/AEDC 52 BODY-TAIL. B1T11
(RxA026)	◇	MDAC 261/AEDC 52 BODY-TAIL. B1T11
(RxA029)	△	MDAC 261/AEDC 52 BODY-TAIL. B1T11
(RxA031)	▷	MDAC 261/AEDC 52 BODY-TAIL. B1T11
(RxA034)	D	DATA NOT AVAILABLE

ALPHA	LAMBDA	RT.CRD	SEMSPN
.000	1.000	3.749	1.875
2.000	1.000	3.749	1.875
4.000	1.000	3.749	1.875
10.500	1.000	3.749	1.875
14.800	1.000	3.749	1.875
20.000	1.000	3.749	1.875

REFERENCE INFORMATION

SREF	11.0450	SQ.IN.
LREF	3.7500	IN.
BREF	3.7500	IN.
XMRP	24.0000	IN.
YMRP	.0000	IN.
ZMRP	.0000	IN.
SCALE	.0000	

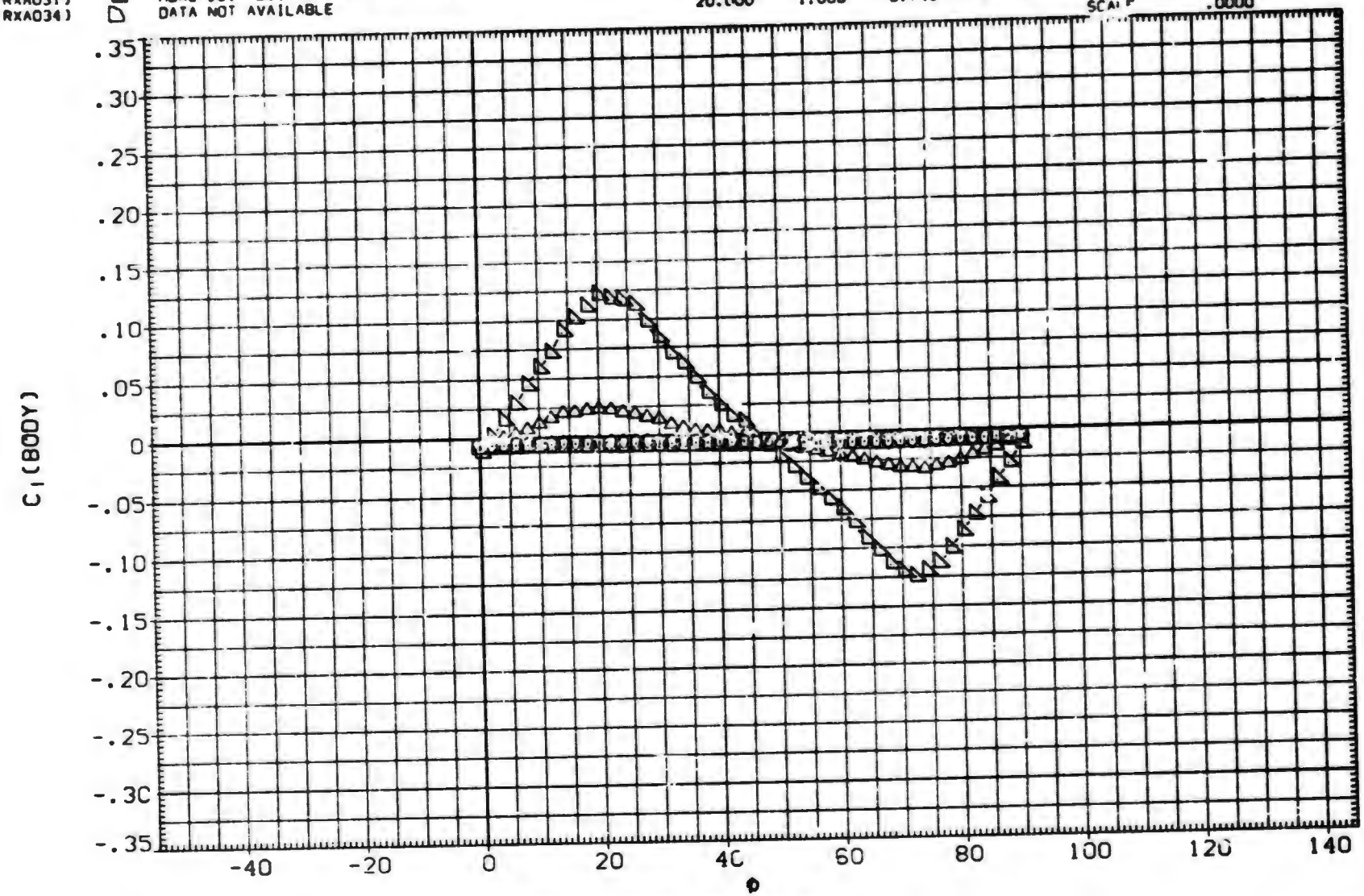

EFFECT OF ROLL ANGLE ON AERODYNAMIC FORCES, B1T11

(A)MACH = 1.76

DATA SET	SYMBOL	CONFIGURATION DESCRIPTION	ALPHA	LAMBDA	RT.CRD	SEMSPN
(RXA023)	○	MDAC 261/AEDC 52 BODY-TAIL. B1T11	.000	1.000	3.749	1.875
(RXA025)	□	MDAC 261/AEDC 52 BODY-TAIL. B1T11	2.000	1.000	3.749	1.875
(RXA026)	◇	MDAC 261/AEDC 52 BODY-TAIL. B1T11	4.000	1.000	3.749	1.875
(RXA029)	△	MDAC 261/AEDC 52 BODY-TAIL. B1T11	10.500	1.000	3.749	1.875
(RXA031)	◺	MDAC 261/AEDC 52 BODY-TAIL. B1T11	14.800	1.000	3.749	1.875
(RXA034)	D	DATA NOT AVAILABLE	20.000	1.000	3.749	1.875

REFERENCE INFORMATION		
SREF	11.0450	SQ. IN.
LREF	3.7500	IN.
BREF	3.7500	IN.
XMRP	24.0000	IN.
YMRP	.0000	IN.
ZMRP	.0000	IN.
SCALE	.0000	

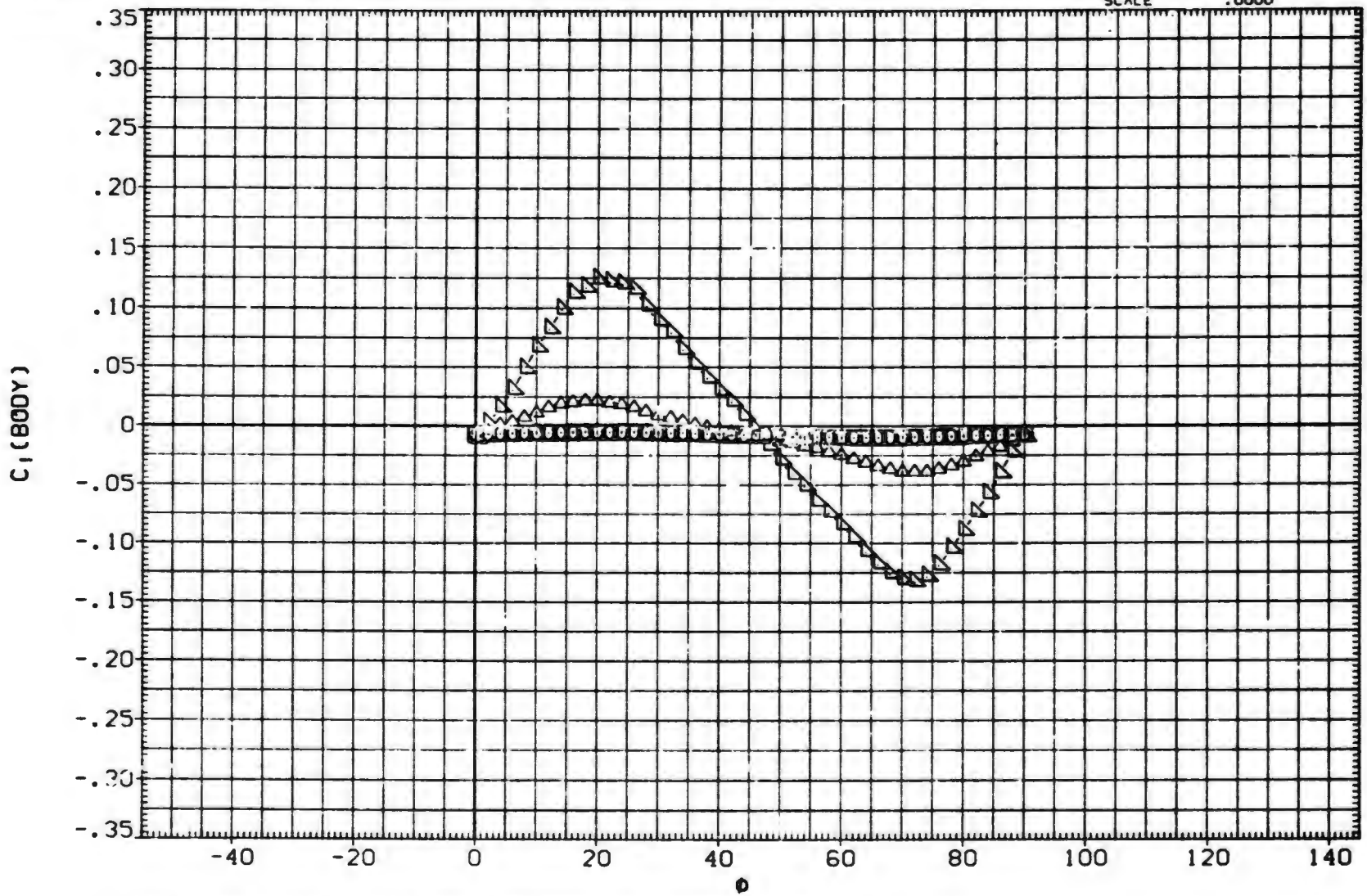

EFFECT OF ROLL ANGLE ON AERODYNAMIC FORCES. B1T11

(A)MACH = 2.00

DATA SET	SYMBOL	CONFIGURATION DESCRIPTION	ALP.A	LAMBDA	RT.CRD	SEMSPN
(RXA309)	○	DATA NOT AVAILABLE	25.000	1.000	3.749	1.875
(BXAABH)	□	AEDC TF 368 BODY-TAIL. B1T11	30.000	1.000	3.749	1.875
(BXAABI)	◇	AEDC TF 368 BODY-TAIL. B1T11	35.000	1.000	3.749	1.875
(BXAABJ)	△	AEDC TF 368 BODY-TAIL. B1T11	40.000	1.000	3.749	1.875
(BXAABK)	◺	AEDC TF 368 BODY-TAIL. B1T11	45.000	1.000	3.749	1.875

REFERENCE INFORMATION

SREF	11.0450	SQ.IN.
LREF	3.7500	IN.
BREF	3.7500	IN.
XMRP	24.0000	IN.
YMRP	.0000	IN.
ZMRP	.0000	IN.
SCALE	.0000	

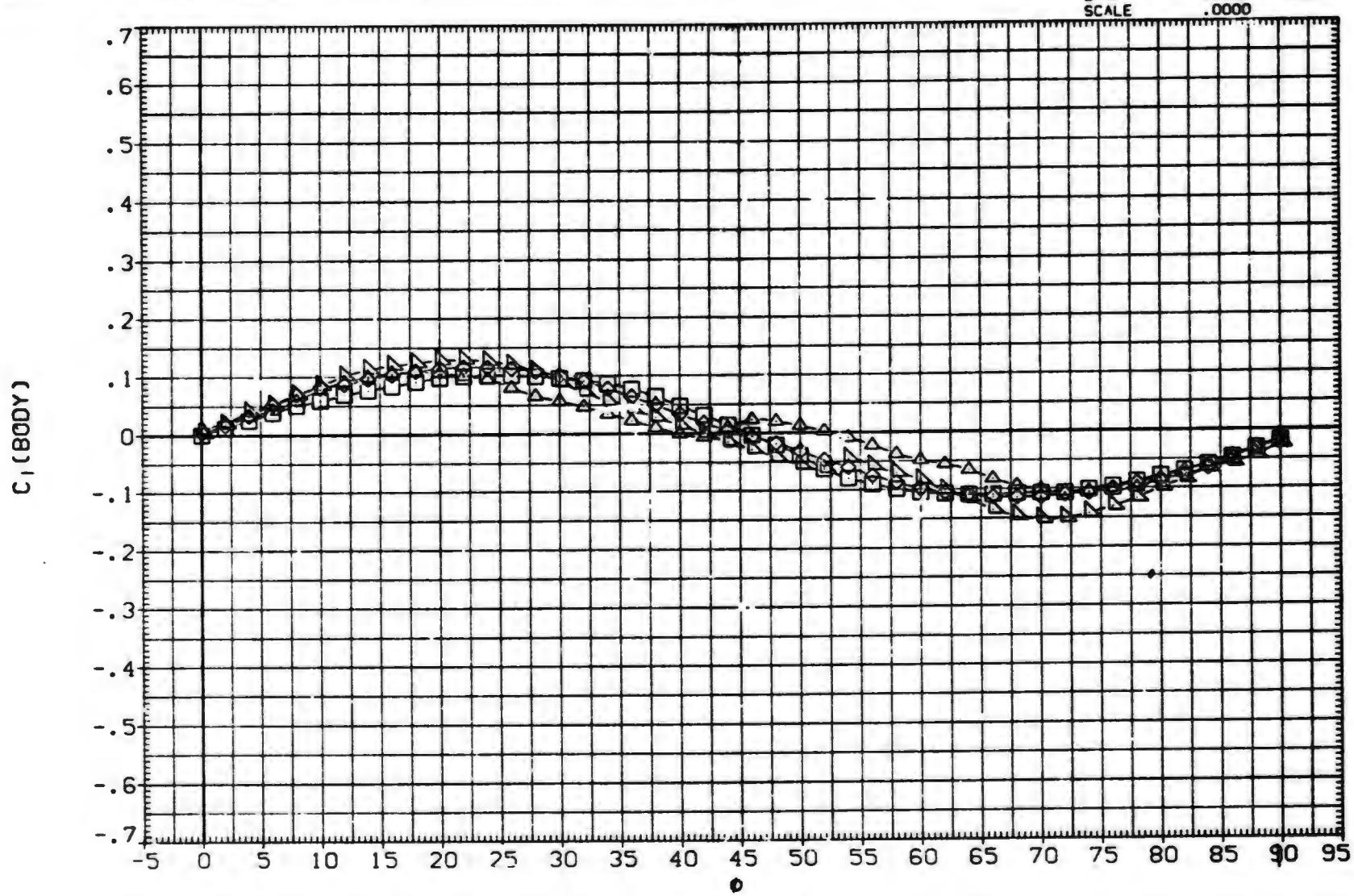

EFFECT OF ROLL ANGLE ON AERODYNAMIC FORCES. B1T11

(A)MACH = 2.00

DATA SET	SYMBOL	CONFIGURATION DESCRIPTION	ALPHA	LAMBDA	RT.CRD	SEMSPN
(RXA023)	○	MDAC 261/AEDC 52 BODY-TAIL. B1T11	.000	1.000	3.749	1.875
(RXA025)	□	MDAC 261/AEDC 52 BODY-TAIL. B1T11	2.000	1.000	3.749	1.875
(RXA026)	◇	MDAC 261/AEDC 52 BODY-TAIL. B1T11	4.000	1.000	3.749	1.875
(RXA029)	△	MDAC 261/AEDC 52 BODY-TAIL. B1T11	10.500	1.000	3.749	1.875
(RXA031)	◺	MDAC 261/AEDC 52 BODY-TAIL. B1T11	14.800	1.000	3.749	1.875
(RXA034)	▷	DATA NOT AVAILABLE	20.000	1.000	3.749	1.875

REFERENCE INFORMATION

SREF	11.0450	SQ. IN.
LREF	3.7500	IN.
BREF	3.7500	IN.
XMRP	24.0000	IN.
YMRP	.0000	IN.
ZMRP	.0000	IN.
SCALE	.0000	

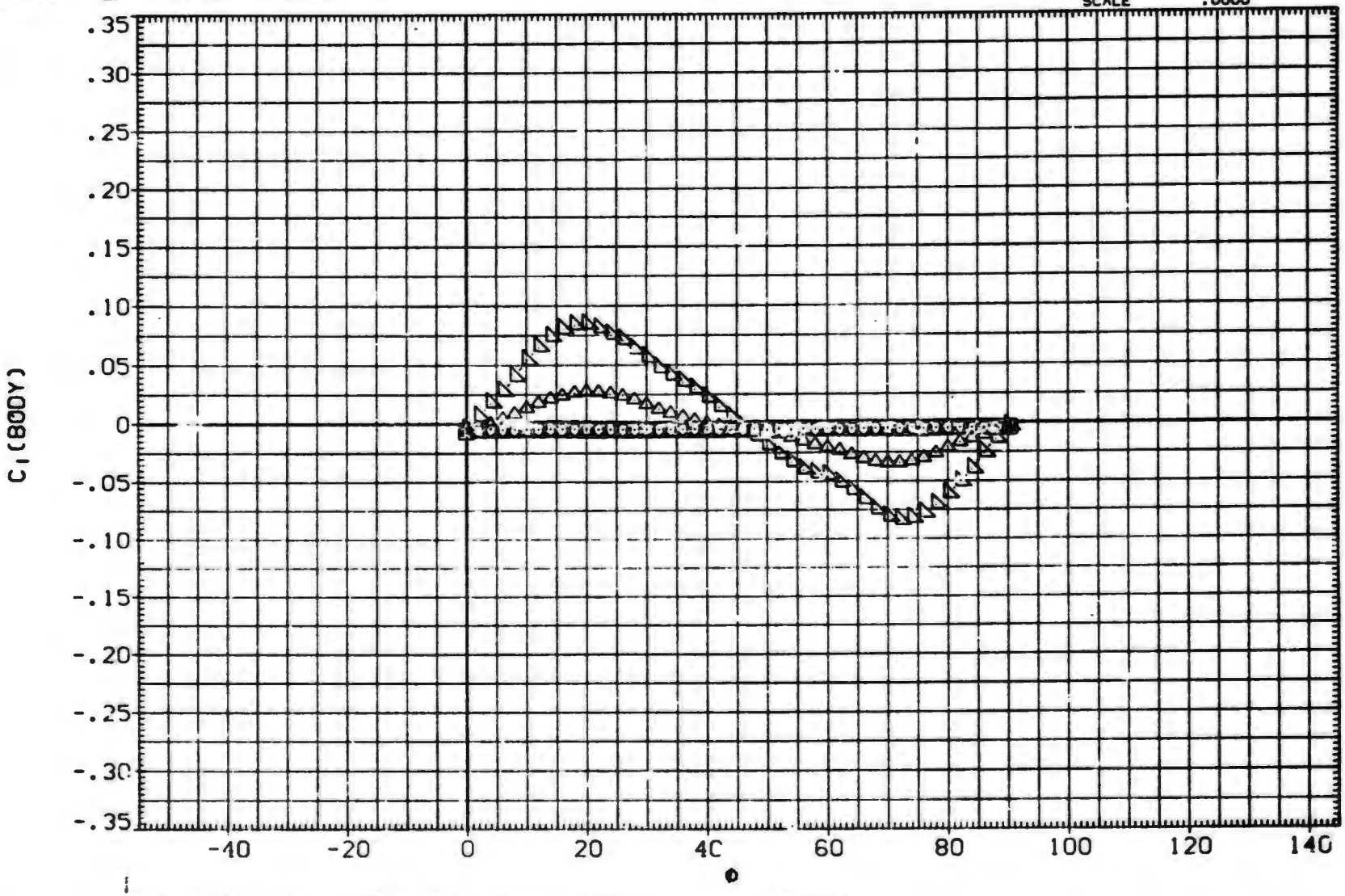

EFFECT OF ROLL ANGLE ON AERODYNAMIC FORCES, B1T11

(A)MACH = 2.50

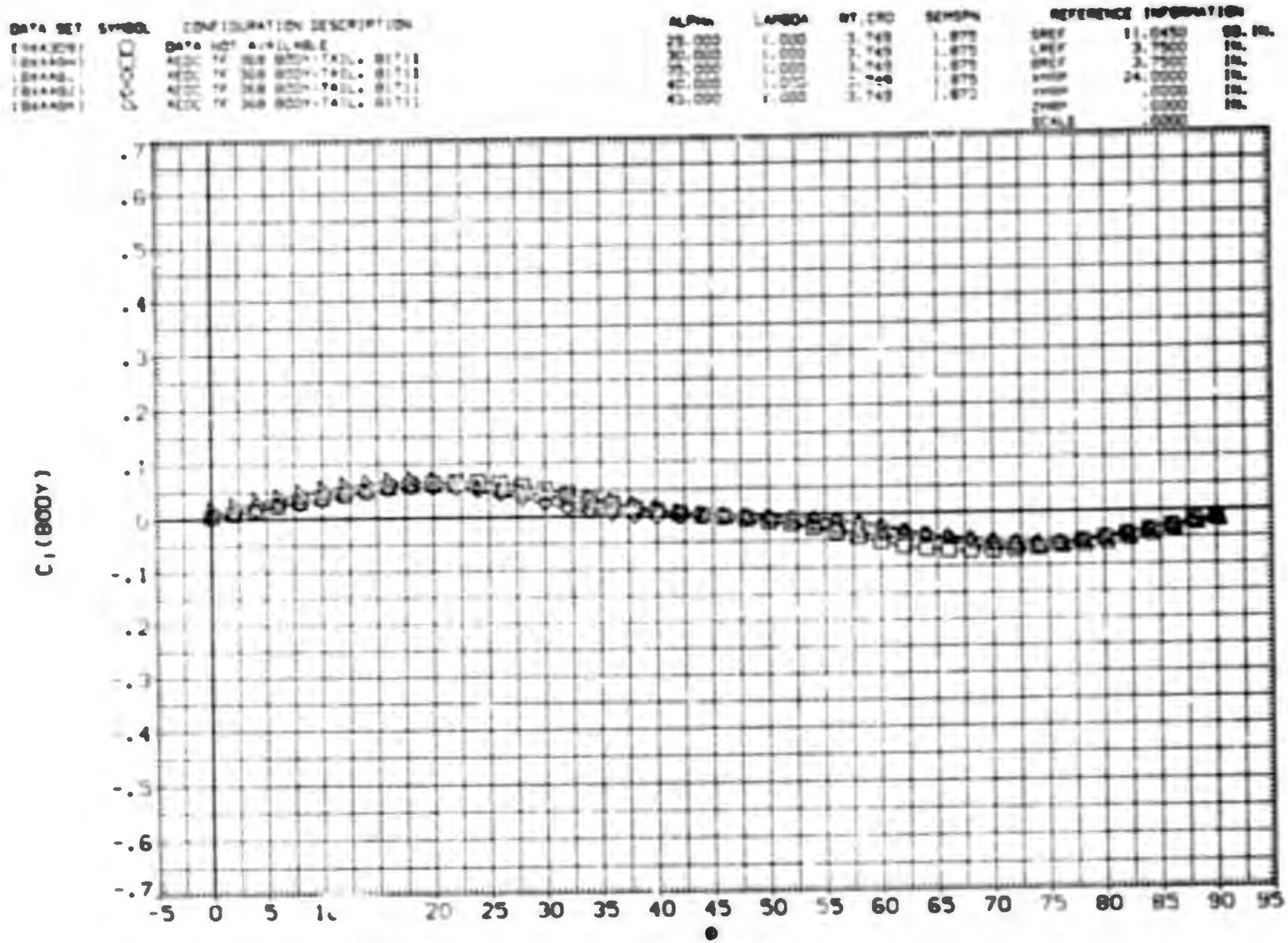

EFFECT OF ROLL ANGLE ON AERODYNAMIC FORCES. BITII

(A)MACH = 2.50

DATA SET	SYMBOL	CONFIGURATION DESCRIPTION	ALPHA	LAMBDA	RT.CRD	SEMSPN
(RxA023)	○	MDAC 261/AEDC 52 BODY-TAIL. B1T11	.000	1.000	3.749	1.875
(RxA025)	□	MDAC 261/AEDC 52 BODY-TAIL. B1T11	2.000	1.000	3.749	1.875
(RxA026)	◇	MDAC 261/AEDC 52 BODY-TAIL. B1T11	4.000	1.000	3.749	1.875
(RxA029)	△	MDAC 261/AEDC 52 BODY-TAIL. B1T11	10.000	1.000	3.749	1.875
(RxA031)	◁	MDAC 261/AEDC 52 BODY-TAIL. B1T11	14.000	1.000	3.749	1.875
(RxA034)	▷	DATA NOT AVAILABLE	20.000	1.000	3.749	1.875

REFERENCE INFORMATION

SREF	11.0450	SQ. IN.
LREF	3.7500	IN.
BREF	3.7500	IN.
XMRP	24.0000	IN.
YMRP	.0000	IN.
ZMRP	.0000	IN.
SCALE	.0000	

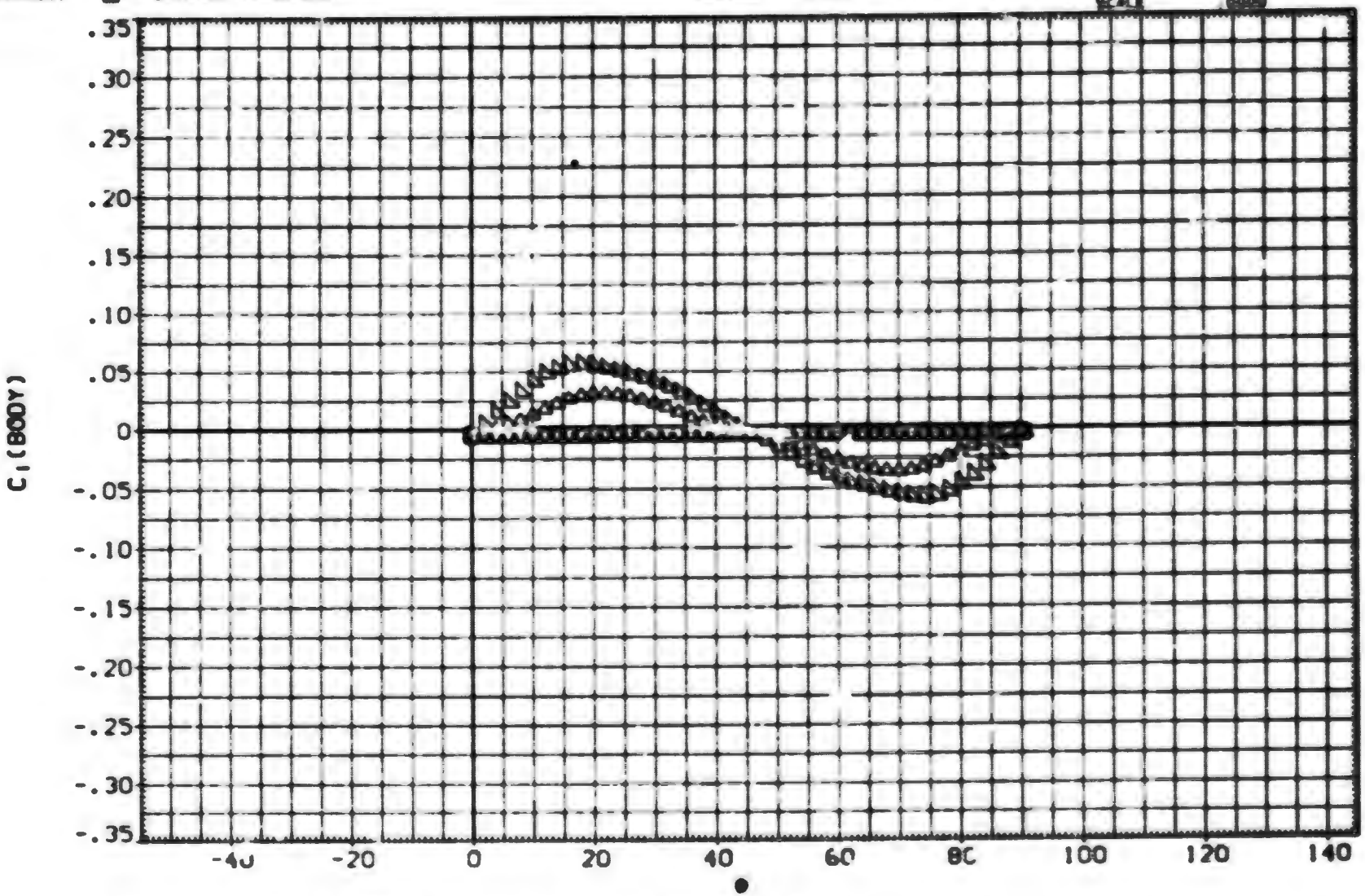

EFFECT OF ROLL ANGLE ON AERODYNAMIC FORCES. B1T11

(A)MACH = 3.01

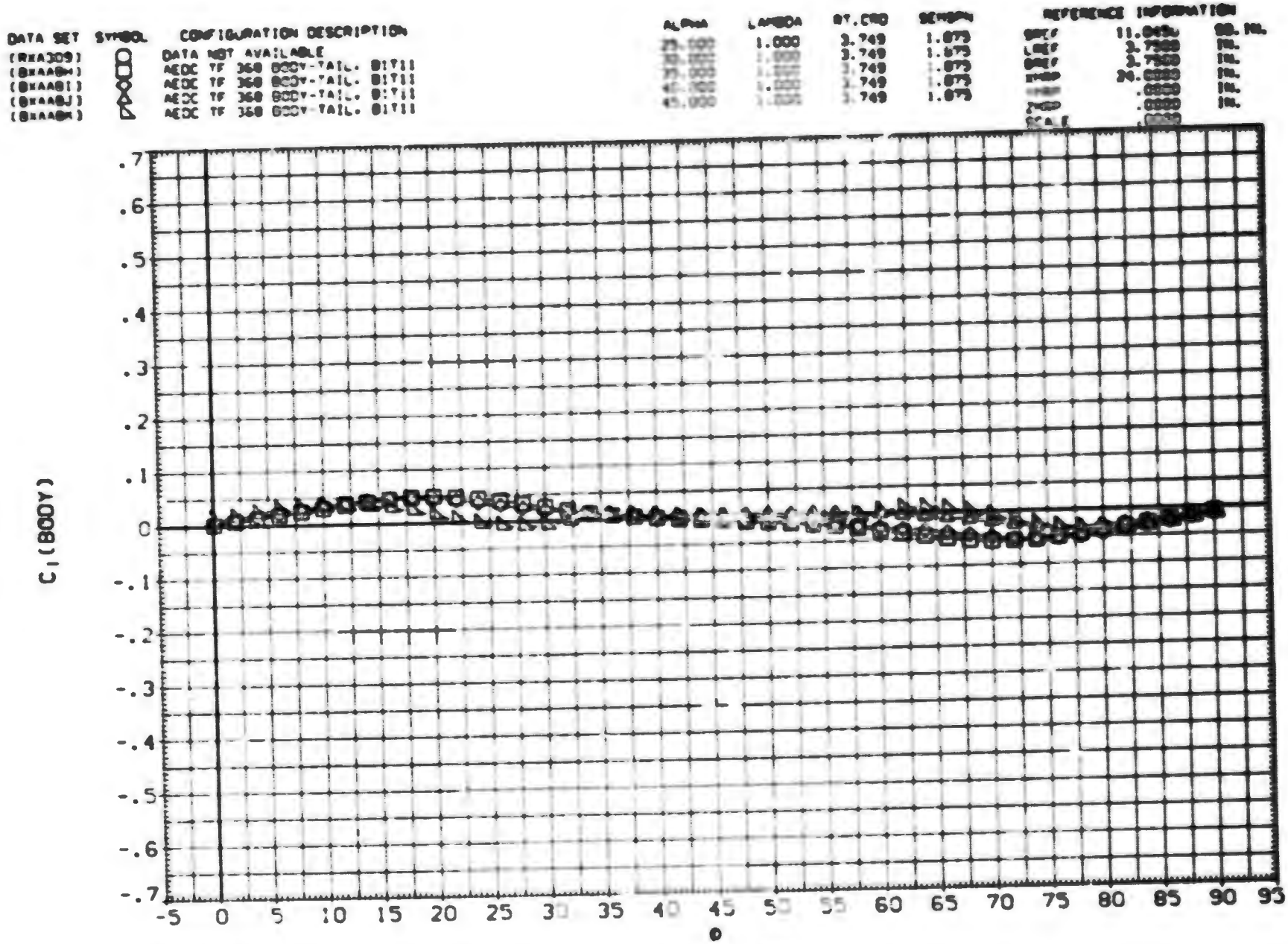

EFFECT OF ROLL ANGLE ON AERODYNAMIC FORCES. BITII

(A)MACH = 3.01

(GXA023) MDAC 261/AEDC 52 BODY-TAIL, B1T11

SYMBOL	PHI
○	.000
□	15.000
◇	30.000
△	45.000

PARAMETRIC VALUES

MACH	.800	A.R.	1.000		
LAMBDA	1.000	RT.CRD	3.749		
SEMSPN	1.875	AREA	7.028		

DATASET	ALPHA	DATASET	ALPHA
GXA023	.000	GXA025	2.000
GXA026	4.000	GXA029	10.500
GXA031	14.800	FXA034	20.000
FXA309	25.000	FXA310	30.000
FXA311	35.000	FXA312	40.000
FXA313	45.000		

REFERENCE INFORMATION

SREF	11.0450	SQ. IN.
LREF	3.7500	IN.
BREF	3.7500	IN.
XMRP	24.0000	IN.
YMRP	.0000	IN.
ZMRP	.0000	IN.
SCALE	.0000	

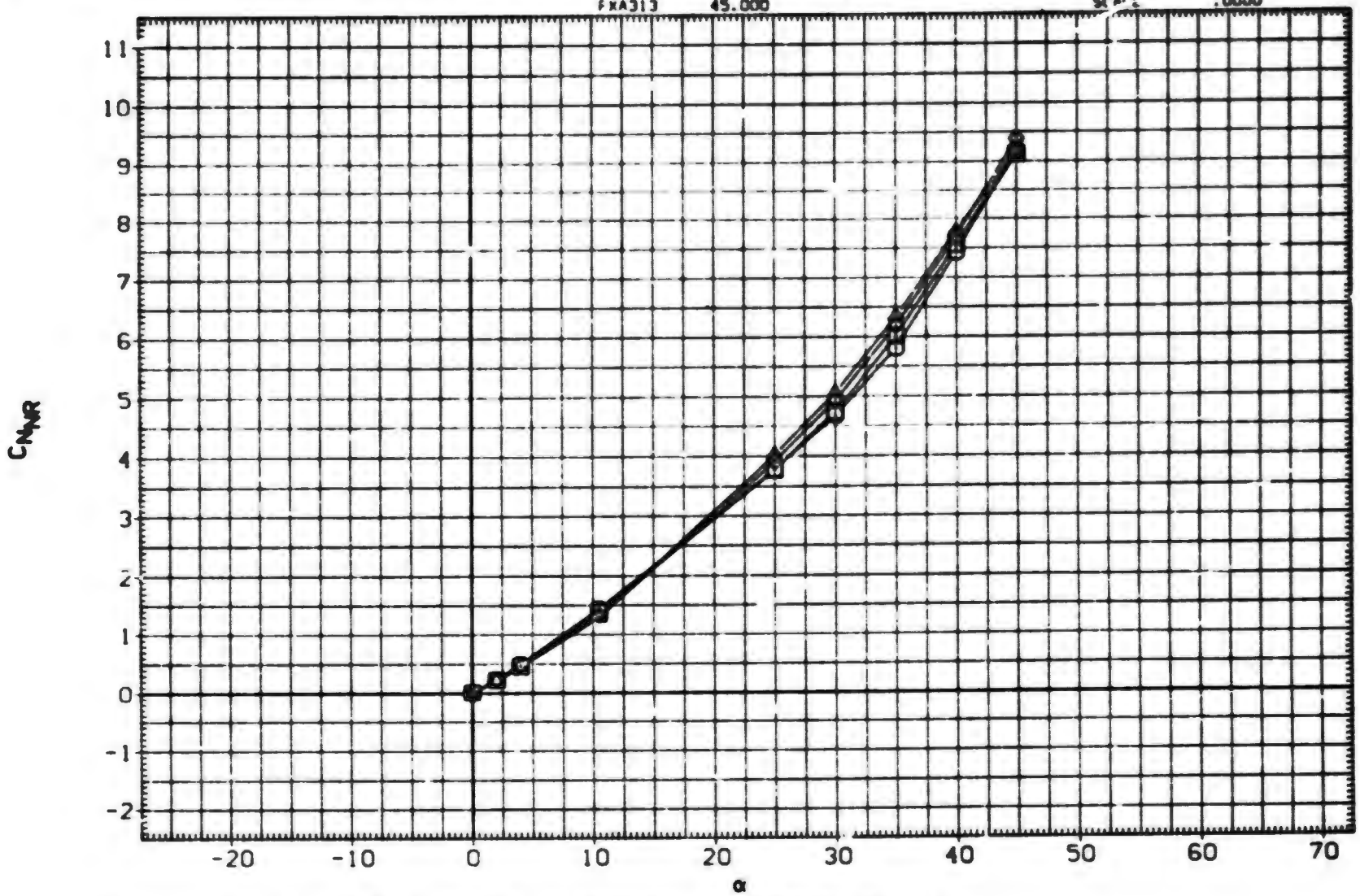

EFFECT OF ANGLE OF ATTACK ON AERODYNAMIC FORCES, B1T11

(GXA023) MDAC 261/AEDC 52 BODY-TAIL. BIT11

SYMBOL	PHI	PARAMETRIC VALUES										REFERENCE INFORMATION		
						DATASET	ALPHA	DATASET	ALPHA					
◇□○	60.000	MACH	.800	A.R.	1.000	GXA023	.000	GXA025	2.000	SREF	11.0450	SQ. IN.
	75.000	LAMBDA	1.000	RT.CRD	3.749	GXA026	4.000	GXA029	10.500	LREF	3.7500	IN.
	90.000	SEMSPN	1.875	AREA	7.028	GXA031	14.800	FXA034	20.000	BREF	3.7500	IN.
						FXA309	25.000	FXA310	30.000	XMRP	24.0000	IN.
						FXA311	35.000	FXA312	40.000	YMRP	.0000	IN.
						FXA313	45.000			ZMRP	.0000	IN.
										SCALE	.0000	

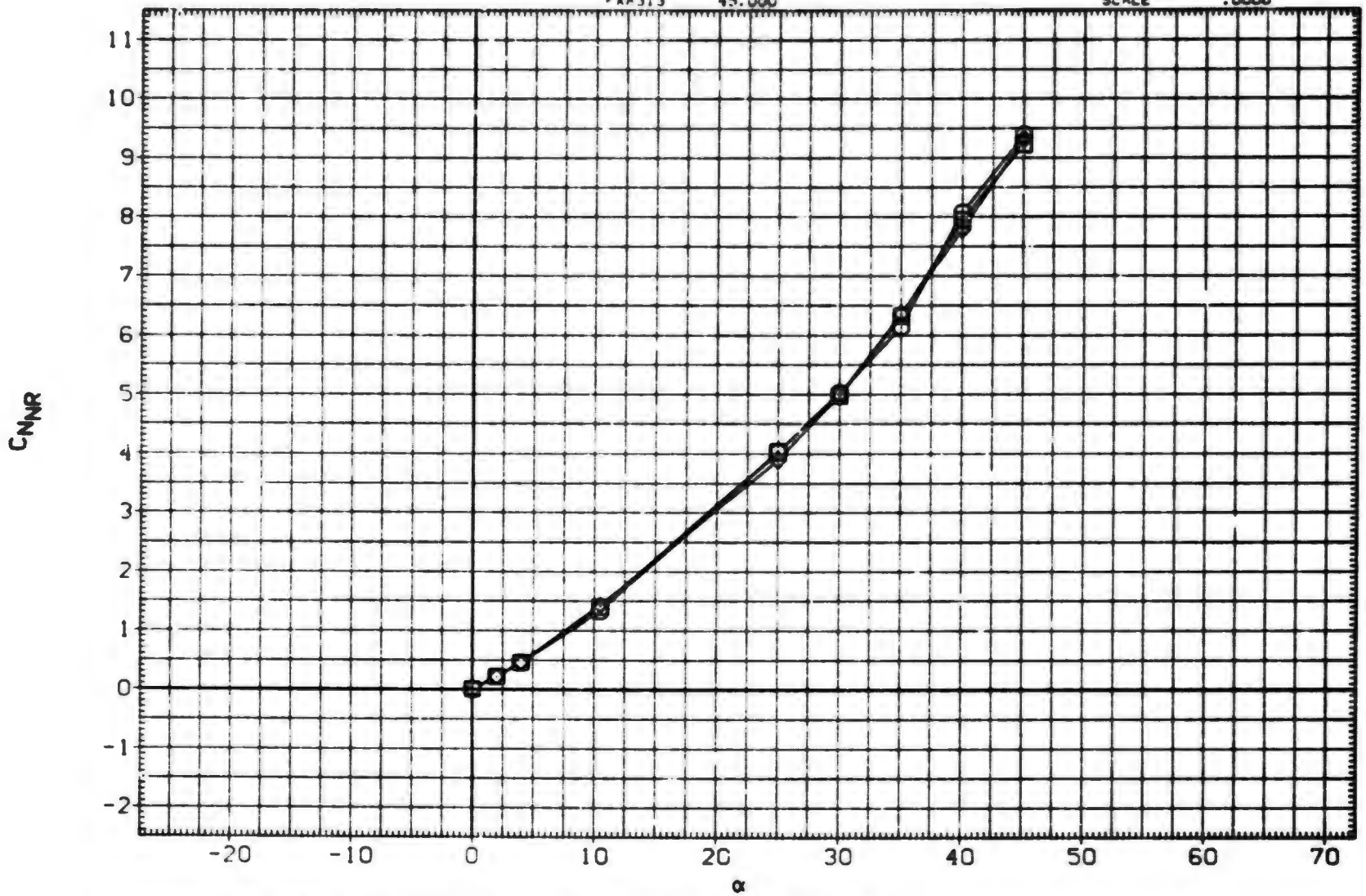

EFFECT OF ANGLE OF ATTACK ON AERODYNAMIC FORCES. BIT11

(GXA023) MDAC 261/AEDC 52 BODY-TAIL, B1T11

SYMBOL	PHI
○	.000
□	15.000
◇	30.000
△	45.000

PARAMETRIC VALUES

MACH	1.000	A.R.	1.000		
LAMBDA	1.000	RT.CRD	3.749		
SEMSPN	1.875	AREA	7.028		

DATASET	ALPHA	DATASET	ALPHA
GXA023	.000	GXA025	2.000
GXA026	4.000	GXA029	10.500
GXA031	14.800	FXA034	20.000
FXA309	25.000	FXA310	30.000
FXA311	35.000	FXA312	40.000
FXA313	45.000		

REFERENCE INFORMATION

SREF	11.0450	SQ. IN.
LREF	3.7500	IN.
BREF	3.7500	IN.
XMRP	24.0000	IN.
YMRP	.0000	IN.
ZMRP	.0000	IN.
SCALE	.0000	

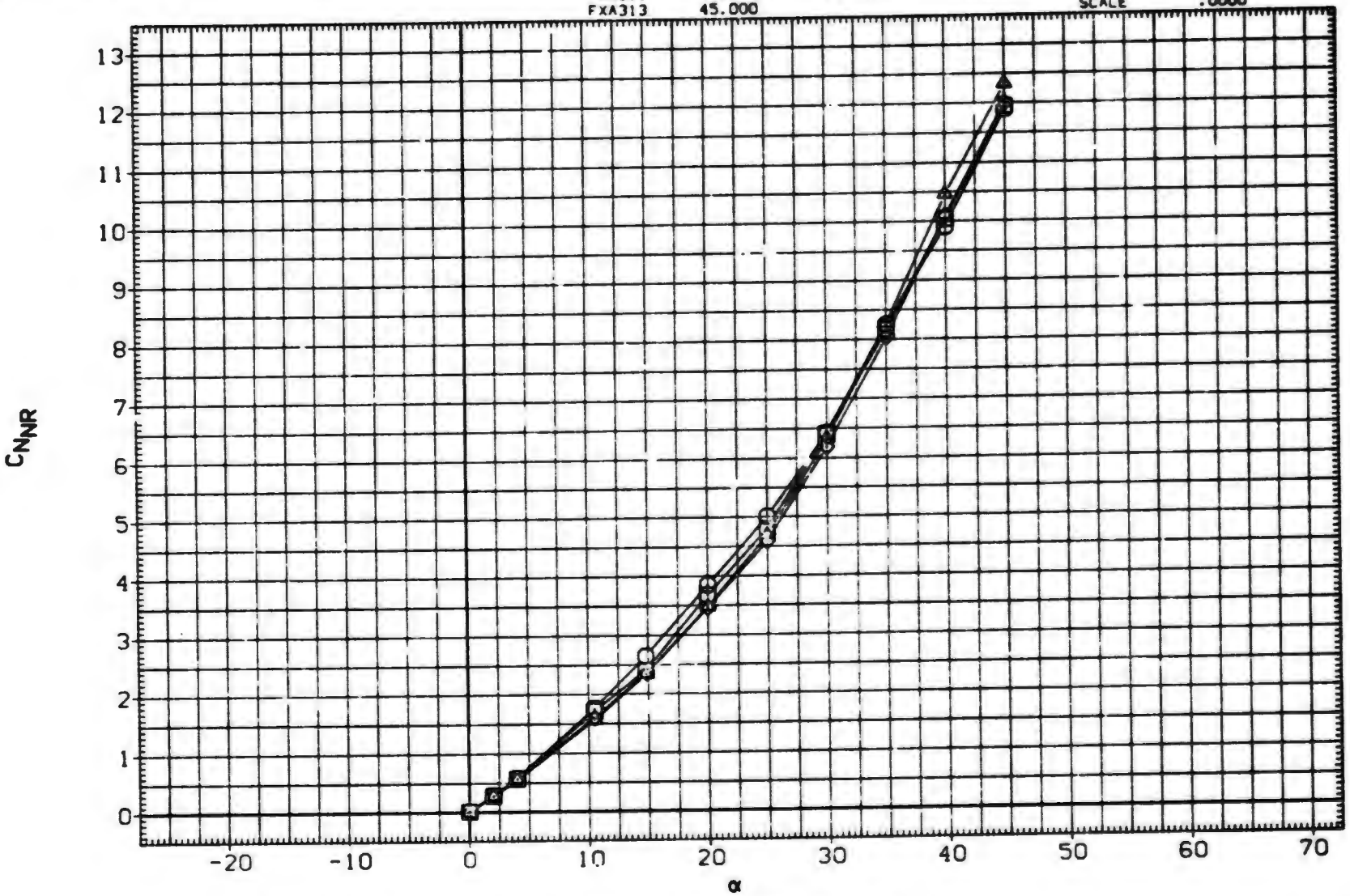

EFFECT OF ANGLE OF ATTACK ON AERODYNAMIC FORCES, B1T11

(GXA023) MDAC 261/AEDC 52 BODY-TAIL, B1T11

SYMBOL	PHI
○	60.000
□	75.000
◇	90.000

PARAMETRIC VALUES

MACH	1.000	A.R.	1.000		
LAMBDA	1.000	RT.CRD	3.749		
SEMSPN	1.875	AREA	7.028		

DATASET	ALPHA	DATASET	ALPHA
GXA023	.000	GXA025	2.000
GXA026	4.000	GXA029	10.500
GXA031	14.800	FXA034	20.000
FXA309	25.000	FXA310	30.000
FXA311	35.000	FXA312	40.000
FXA313	45.000		

REFERENCE INFORMATION

SREF	11.0450	SQ. IN.
LREF	3.7500	IN.
BREF	3.7500	IN.
XMRP	24.0000	IN.
YMRP	.0000	IN.
ZMRP	.0000	IN.
SCALE	.0000	

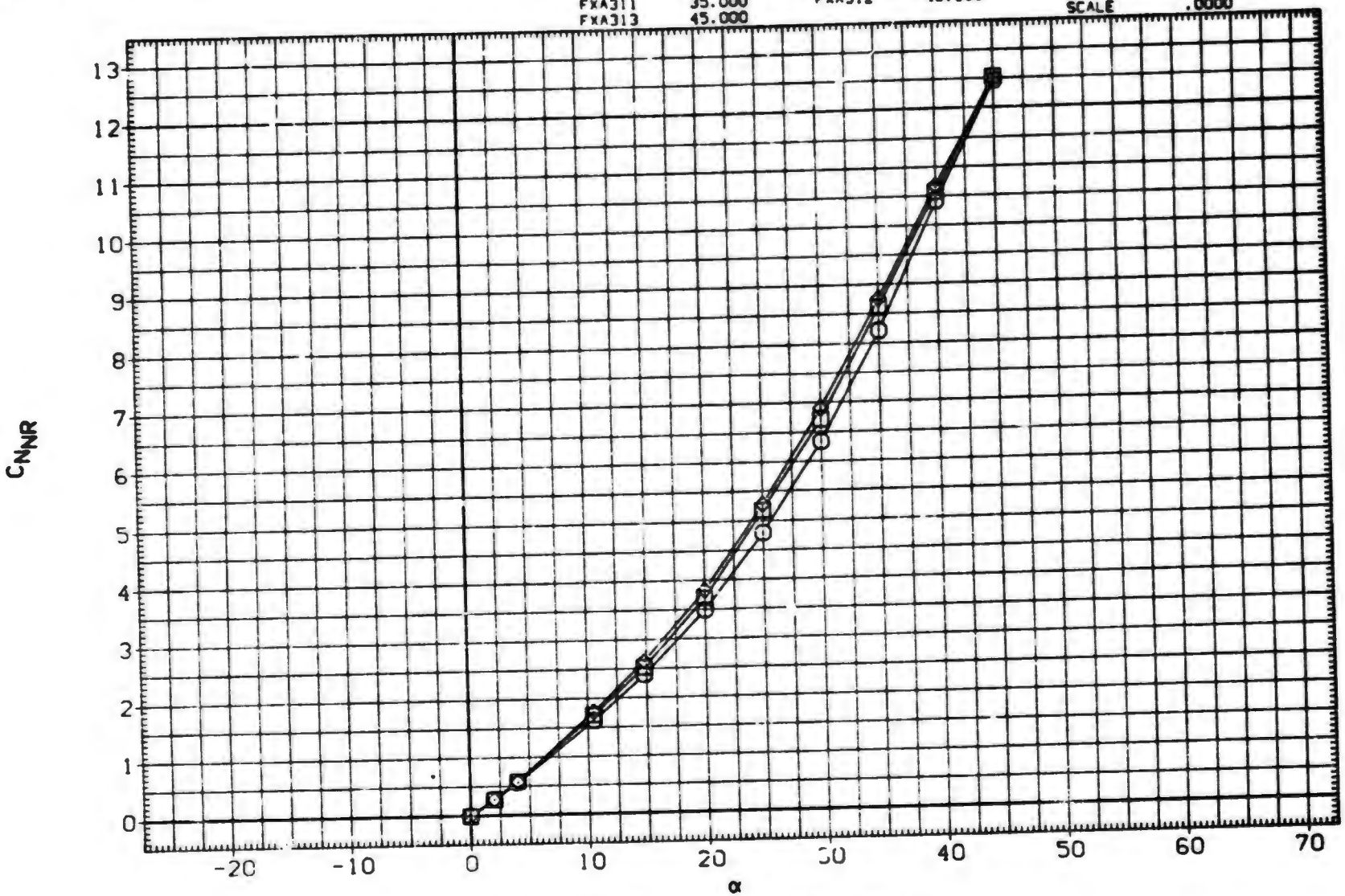

EFFECT OF ANGLE OF ATTACK ON AERODYNAMIC FORCES, B1T11

(GXA023) MDAC 261/AEDC 52 BODY-TAIL. B1T11

SYMBOL	PHI
○	.000
□	15.000
◇	30.000
△	45.000

PARAMETRIC VALUES

MACH	1.200	A.R.	1.000
LAMBDA	1.000	RT.CRD	3.749
SEMSPN	1.875	AREA	7.028

DATASET	ALPHA
GXA023	.000
GXA026	4.000
GXA031	14.800
FXA309	25.000
FXA311	35.000
FXA313	45.000

DATASET	ALPHA
GXA025	2.000
GXA029	10.500
FXA034	20.000
FXA310	30.000
FXA312	40.000

REFERENCE INFORMATION

SREF	11.0450	SQ. IN.
LREF	3.7500	IN.
BREF	3.7500	IN.
XMRP	24.0000	IN.
YMRP	.0000	IN.
ZMRP	.0000	IN.
SCALE	.0000	

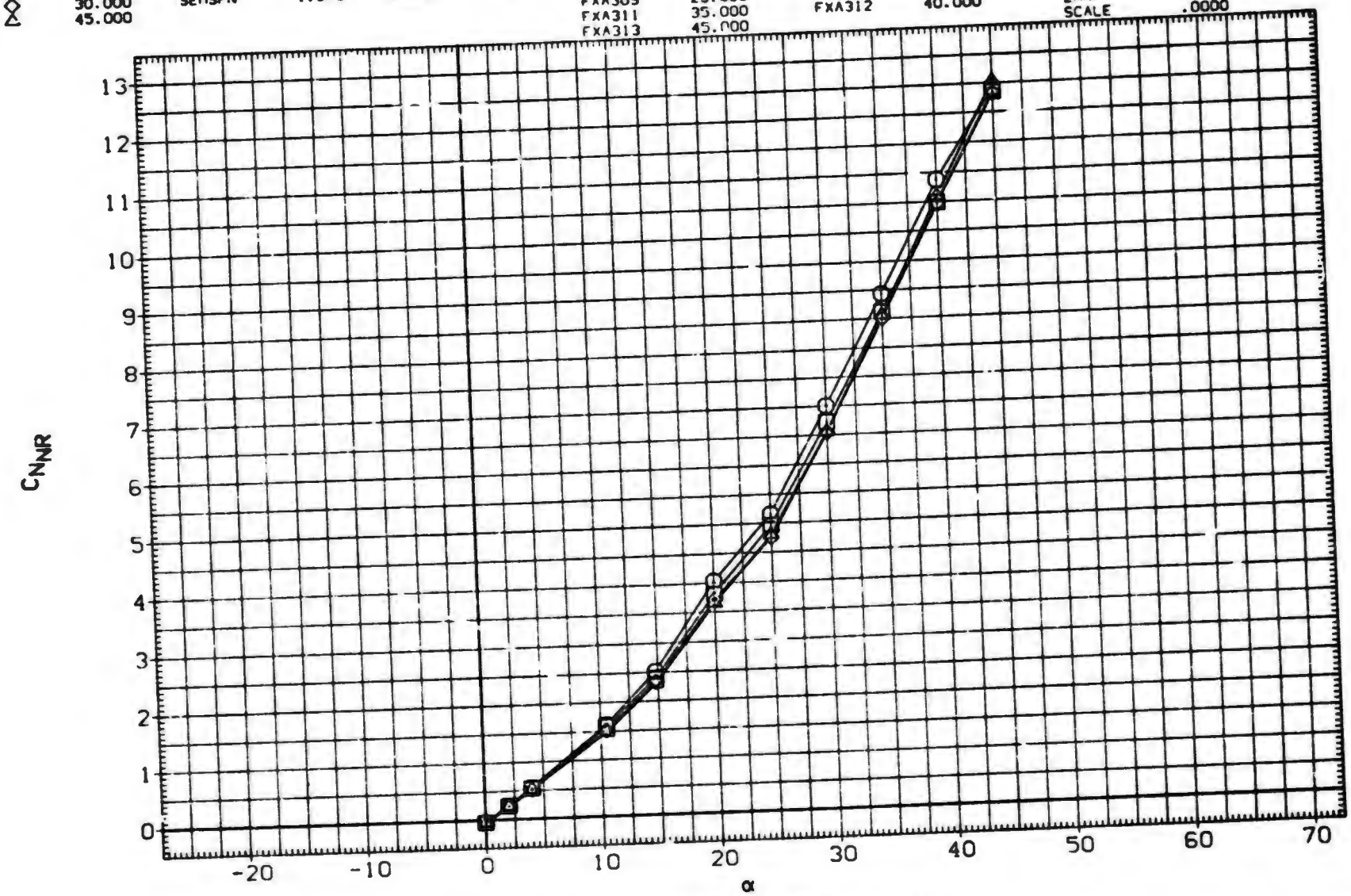

EFFECT OF ANGLE OF ATTACK ON AERODYNAMIC FORCES. B1T11

(GXA023) MDAC 261/AEDC 52 BODY-TAIL, B1T11

SYMBOL	PHI
○	60.000
□	75.000
◇	90.000

PARAMETRIC VALUES

MACH	1.200	A.R.	1.000		
LAMBDA	1.000	RT.CRD	3.749		
SEMSPN	1.875	AREA	7.028		

DATASET	ALPHA	DATASET	ALPHA
GXA023	.000	GXA025	2.000
GXA026	4.000	GXA029	10.500
GXA031	14.800	FXA034	20.000
FXA309	25.000	FXA310	30.000
FXA311	35.000	FXA312	40.000
FXA313	45.000		

REFERENCE INFORMATION

SREF	11.0450	SQ.IN.
LREF	3.7500	IN.
BREF	3.7500	IN.
XMRP	24.0000	IN.
YMRP	.0000	IN.
ZMRP	.0000	IN.
SCALE	.0000	

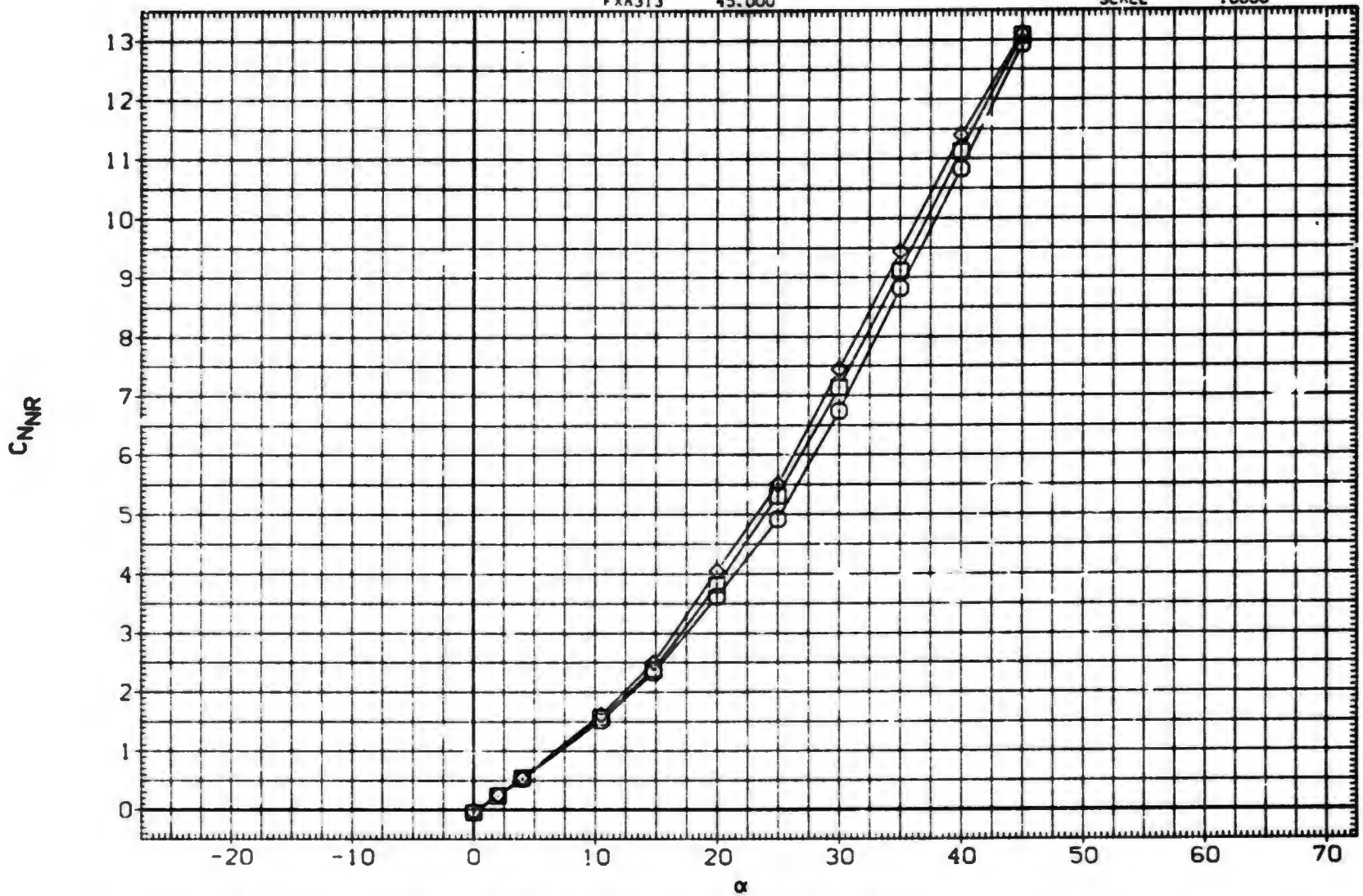

EFFECT OF ANGLE OF ATTACK ON AERODYNAMIC FORCES, B1T11

(GXA023) MDAC 261/AEDC 52 BODY-TAIL. B1T11

SYMBOL	PHI
○	.000
□	15.000
◇	30.000
△	45.000

PARAMETRIC VALUES

MACH	1.760	A.R.	1.000		
LAMBDA	1.000	RT.CRD	3.749		
SEMSPN	1.875	AREA	7.028		

DATASET	ALPHA	DATASET	ALPHA
GXA023	.000	GXA025	2.000
GXA026	4.000	GXA029	10.500
GXA031	14.800	FXA034	20.000
FXA309	25.000	FXA310	30.000
FXA311	35.000	FXA312	40.000
FXA313	45.000		

REFERENCE INFORMATION

SREF	11.0450	SQ. IN.
LREF	3.7500	IN.
BREF	3.7500	IN.
XMRP	24.0000	IN.
YMRP	.0000	IN.
ZMRP	.0000	IN.
SCALE	.0000	

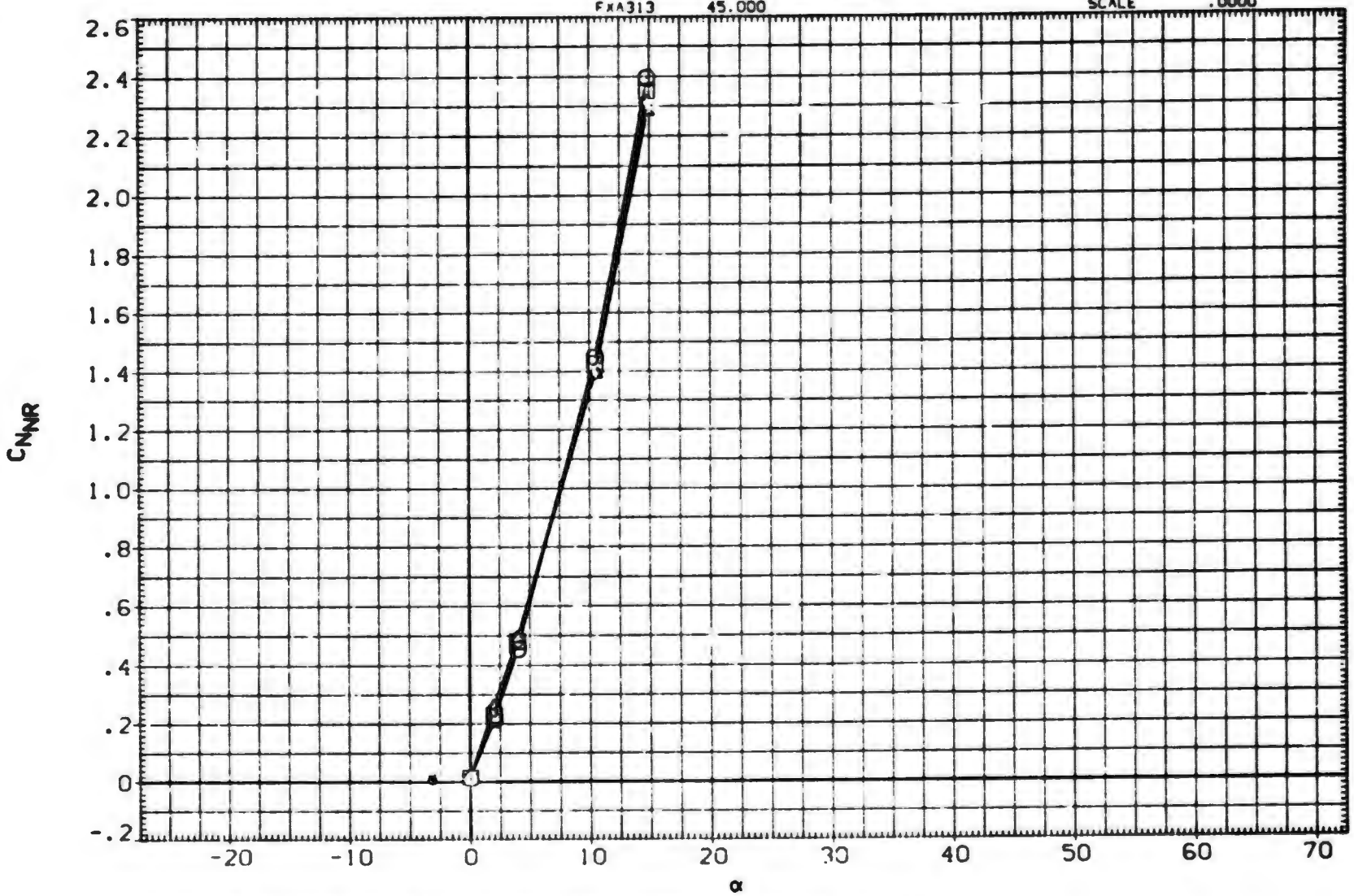

EFFECT OF ANGLE OF ATTACK ON AERODYNAMIC FORCES. B1T11

(GXA023) MDAC 261/AEDC 52 BODY-TAIL. B1T11

SYMBOL	PHI
○	60.000
□	75.000
◇	90.000

PARAMETRIC VALUES

MACH	1.760	A.R.	1.000		
LAMBDA	1.000	RT.CRD	3.749		
SEMSPN	1.875	AREA	7.028		

DATASET	ALPHA	DATASET	ALPHA
GXA023	.000	GXA025	2.000
GXA026	4.000	GXA029	10.500
GXA031	14.800	FXA034	20.000
FXA309	25.000	FXA310	30.000
FXA311	35.000	FXA312	40.000
FXA313	45.000		

REFERENCE INFORMATION

SREF	11.0450	SQ. IN.
LREF	3.7500	IN.
BREF	3.7500	IN.
XMRP	24.0000	IN.
YMRP	.0000	IN.
ZMRP	.0000	IN.
SCALE	.0000	

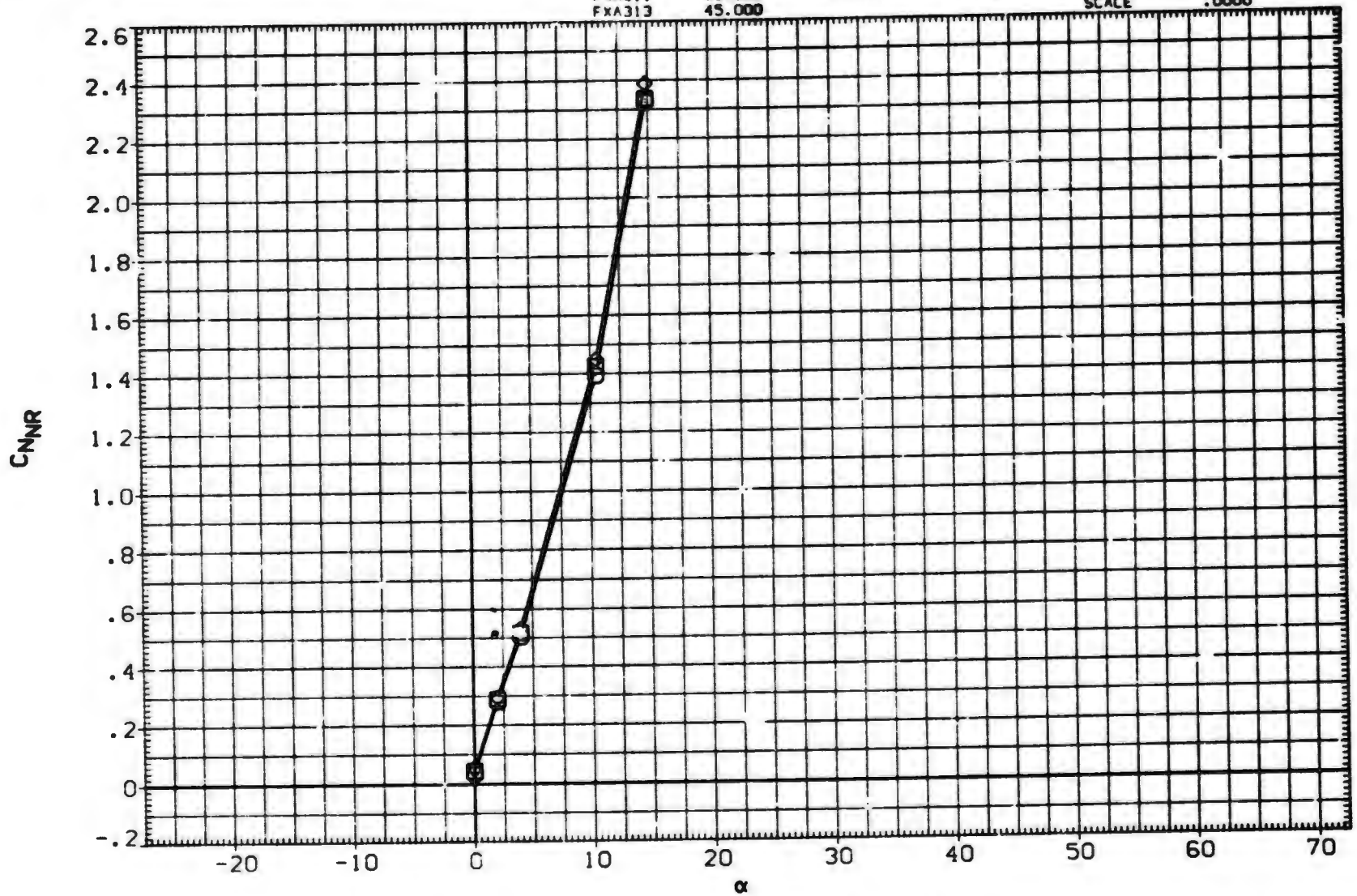

EFFECT OF ANGLE OF ATTACK ON AERODYNAMIC FORCES. B1T11

(HXA023) MDAC 261/AEDC 52 BODY-TAIL. B1T11

SYMBOL	PHI
○	.000
□	15.000
◇	30.000
△	45.000

PARAMETRIC VALUES

MACH	2.000	A.R.	1.000	
LAMBDA	1.000	RT.CRD	3.749	
SEMSPN	1.875	AREA	7.028	

DATASET	ALPHA	DATASET	ALPHA
HXA023	.000	HXA025	2.000
HXA026	4.000	HXA029	10.500
HXA031	14.800	FXA042	30.000
FXA044	34.000	FXA047	40.800
FXA050	45.200		

REFERENCE INFORMATION

SREF	11.0450	SQ.IN.
LREF	3.7500	IN.
BREF	3.7500	IN.
XMRP	24.0000	IN.
YMRP	.0000	IN.
ZMRP	.0000	IN.
SCALE	.0000	

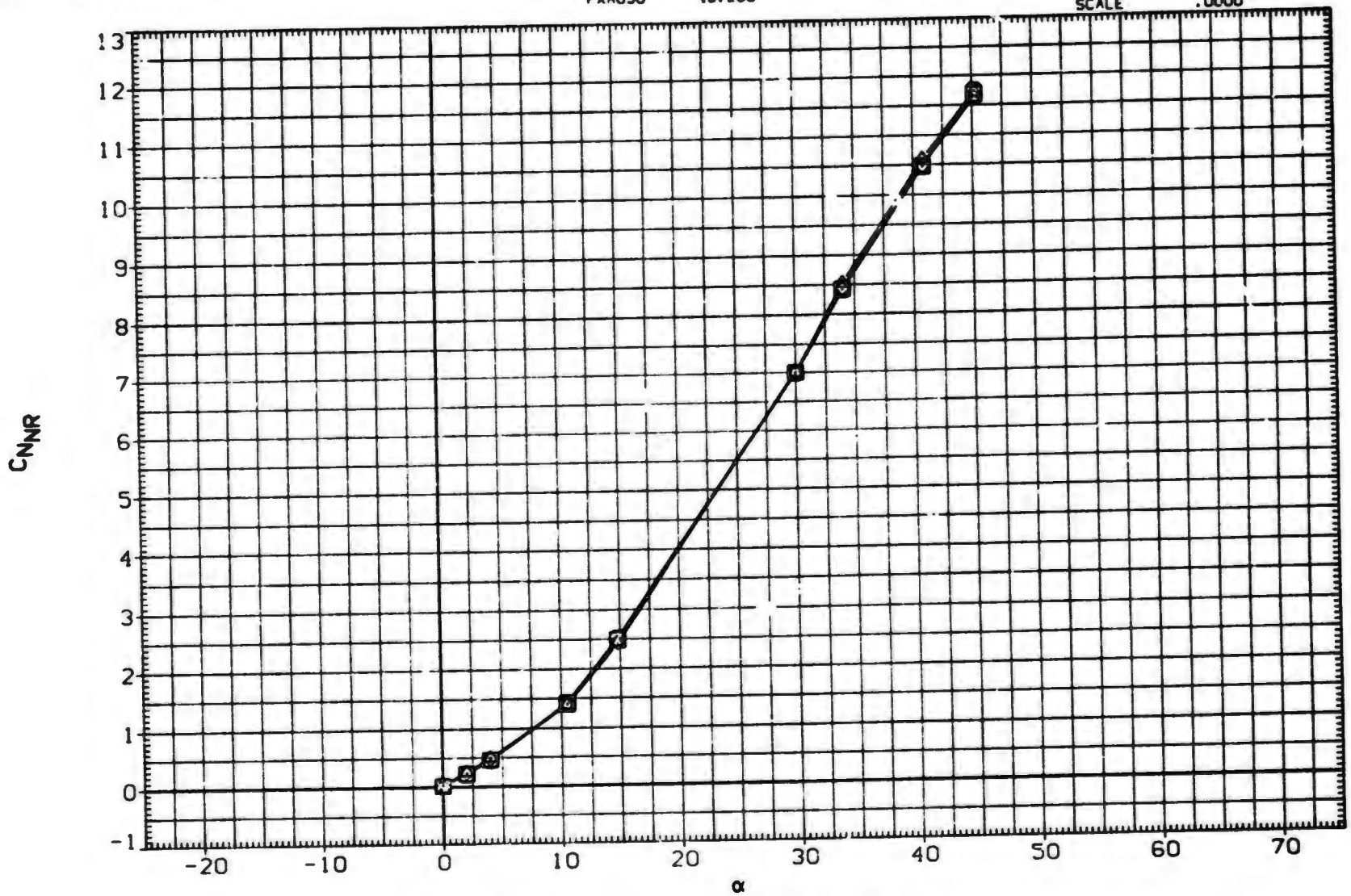

EFFECT OF ANGLE OF ATTACK ON AERODYNAMIC FORCES. B1T11

(HXA023) MDAC 261/AEDC 52 BODY-TAIL, B1T11

SYMBOL	PHI		PARAMETRIC VALUES			DATASET	ALPHA	DATASET	ALPHA
○	60.000	MACH	2.000	A.R.	1.000	HXA023	.000	HXA025	2.000
□	75.000	LAMBDA	1.000	RT.CRD	3.749	HXA026	4.000	HXA029	10.500
◇	90.000	SEMSPN	1.875	AREA	7.028	HXA031	14.800	FXA042	30.000
						FXA044	34.000	FXA047	40.800
						FXA050	45.200		

REFERENCE INFORMATION

SREF	11.0450	SQ.IN.
LREF	3.7500	IN.
BREF	3.7500	IN.
XMRP	24.0000	IN.
YMRP	.0000	IN.
ZMRP	.0000	IN.
SCALE	.0000	

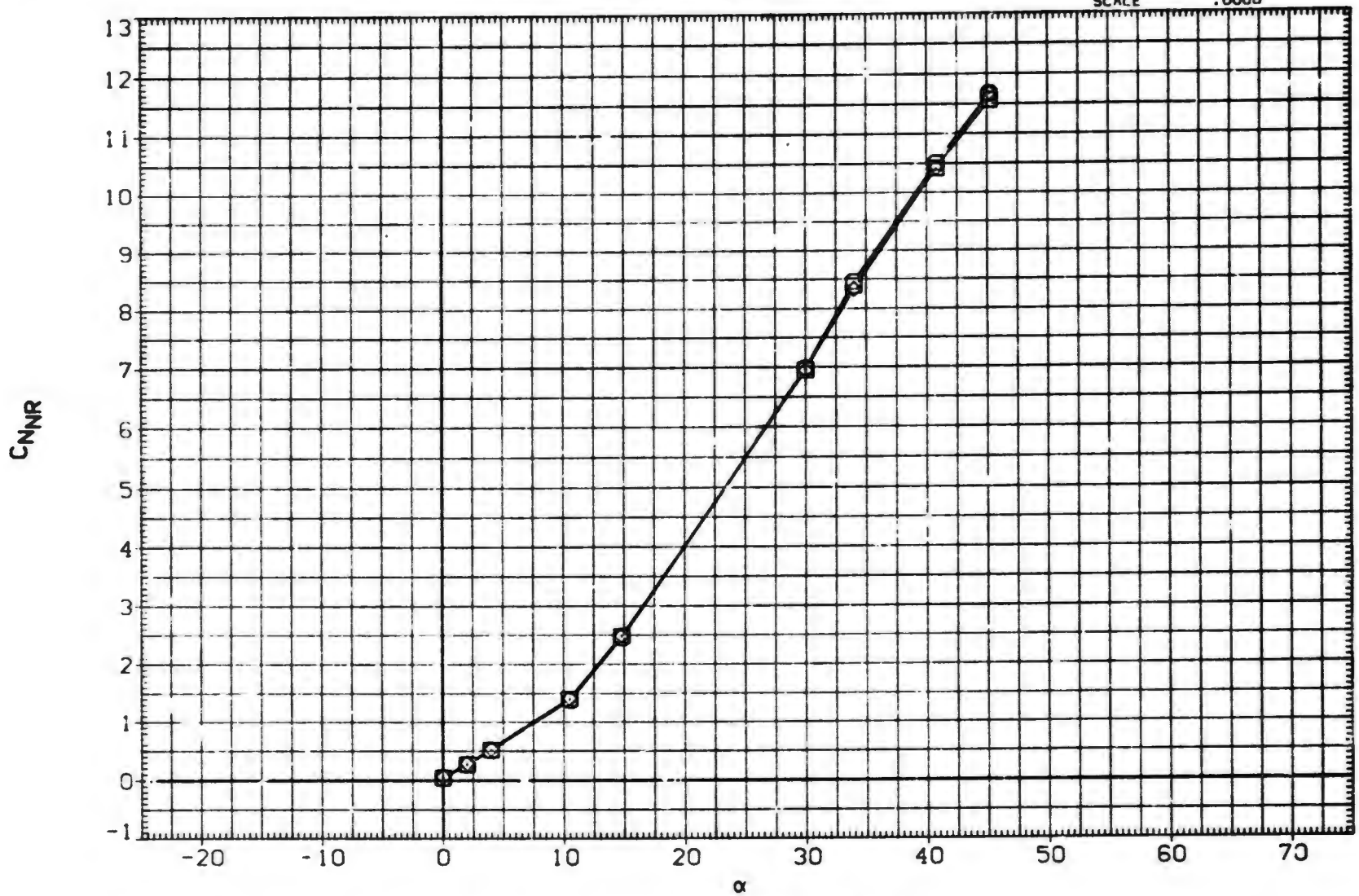

EFFECT OF ANGLE OF ATTACK ON AERODYNAMIC FORCES, B1T11

(HXA023) MDAC 261/AEDC 52 BODY-TAIL. B1T11

SYMBOL	PHI
○	.000
□	15.000
◇	30.000
△	45.000

PARAMETRIC VALUES

MACH	2.500	A.R.	1.000
LAMBDA	1.000	RT.CRD	3.749
SEMSPN	1.875	AREA	7.028

DATASET	ALPHA	DATASET	ALPHA
HXA023	.000	HXA025	2.000
HXA026	4.000	HXA029	10.500
HXA031	14.800	FXA042	30.000
FXA044	34.000	FXA047	40.800
FXA05C	45.200		

REFERENCE INFORMATION

SREF	11.0450	SQ.IN.
LREF	3.7500	IN.
BREF	3.7500	IN.
XMRP	24.0000	IN.
YMRP	.0000	IN.
ZMRP	.0000	IN.
SCALE	.0000	

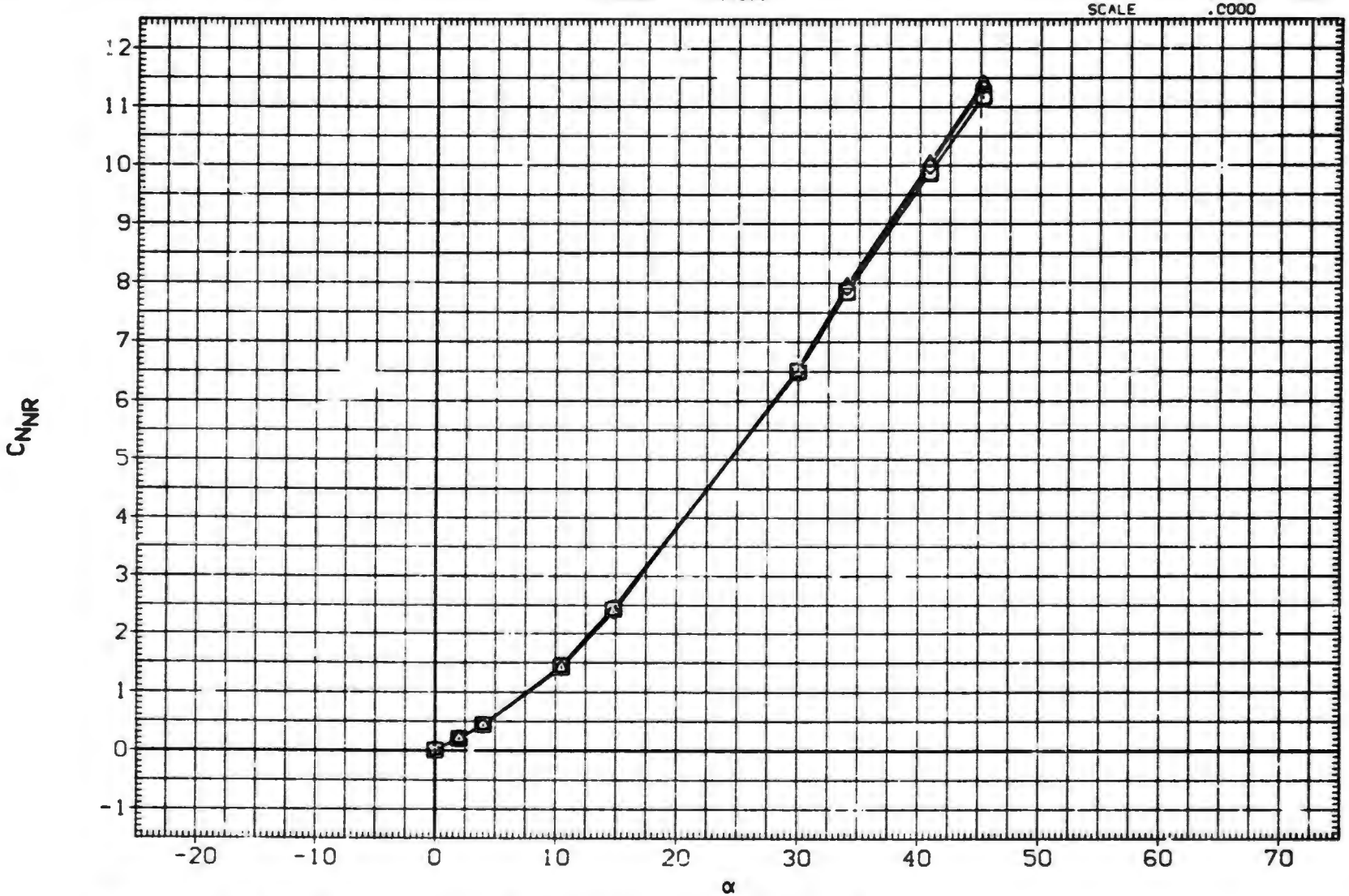

EFFECT OF ANGLE OF ATTACK ON AERODYNAMIC FORCES. B1T11

(HXA023) MDAC 261/AEDC 52 BODY-TAIL, B1T11

SYMBOL	PHI		PARAMETRIC VALUES			DATASET	ALPHA	DATASET	ALPHA
○	60.000°	MACH	2.500	A.R.	1.000	HXA023	.000	HXA025	2.000
□	75.000	LAMBDA	1.000	RT.CRD	3.749	HXA026	4.000	HXA029	10.500
◇	90.000	SEMSPN	1.875	AREA	7.028	HXA031	14.000	FXA042	30.000
						FXA044	34.000	FXA047	40.000
						FXA050	45.200		

REFERENCE INFORMATION

SREF	11.0630	SQ. IN.
LREF	3.7500	IN.
BREF	3.7500	IN.
XMRP	24.0000	IN.
YMRP	.0000	IN.
ZMRP	.0000	IN.
SCALE	.0000	

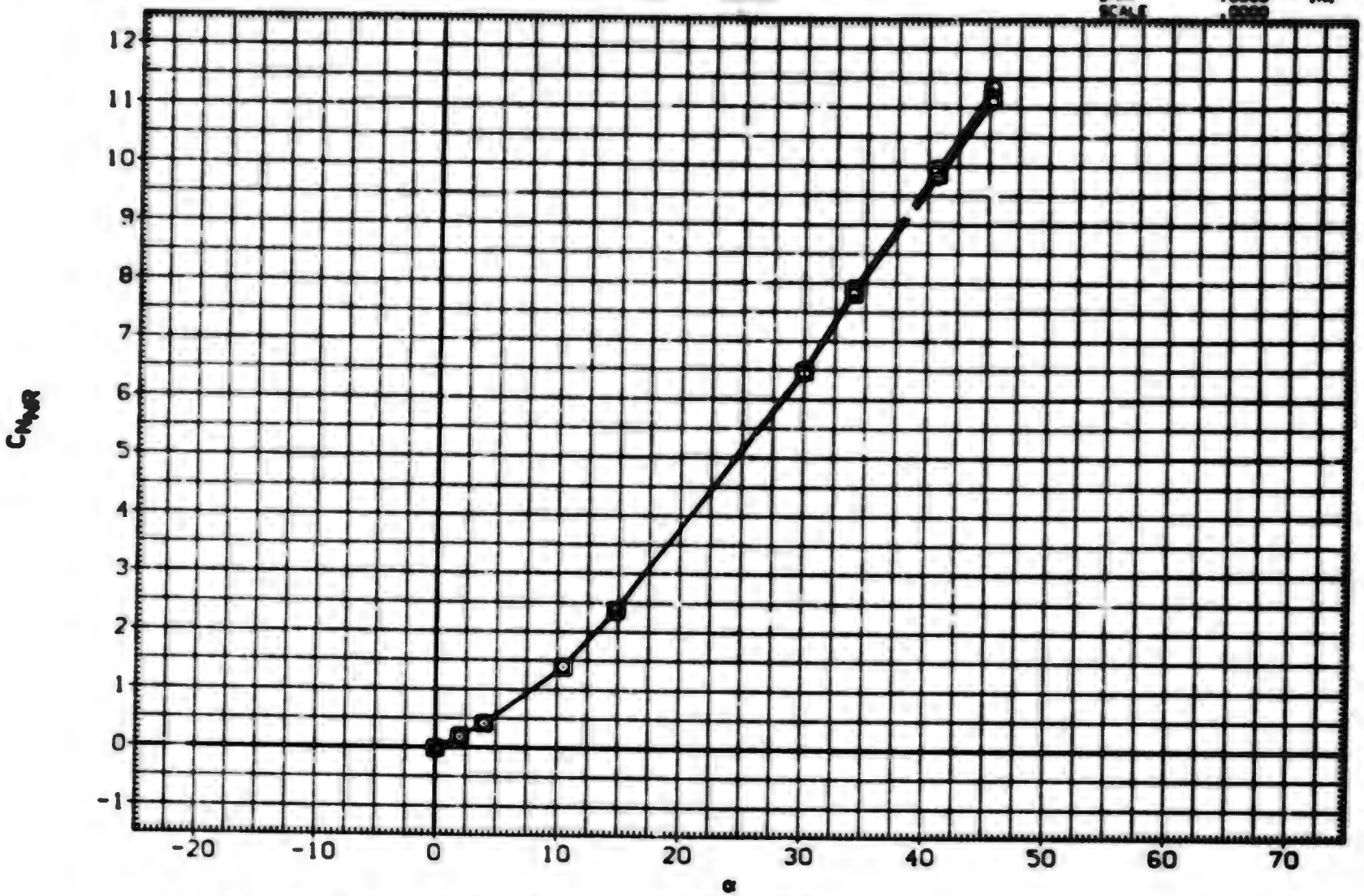

EFFECT OF ANGLE OF ATTACK ON AERODYNAMIC FORCES, B1T11

(HXA023) MDAC 261/AEDC 52 BODY-TAIL. B1T11

SYM	IL	PHI
○		.000
□		15.000
△		30.000
◇		45.000

PARAMETRIC VALUES

MACH	3.010	A.R.	1.000		
LAMBDA	1.000	RT.CRD	3.749		
SEMSPN	1.875	AREA	7.028		

DATASET	ALPHA	DATASET	ALPHA
HXA023	.000	HXA025	2.000
HXA026	4.000	HXA029	10.500
HXA031	14.800	FXA042	30.000
FXA044	34.000	FXA047	40.800
FXA050	45.200		

REFERENCE INFORMATION

SREF	11.0690	SQ. IN.
LREF	3.7500	IN.
BREF	3.7500	IN.
XMRP	24.0000	IN.
YMRP	.0000	IN.
ZMRP	.0000	IN.
SCALE	.0000	

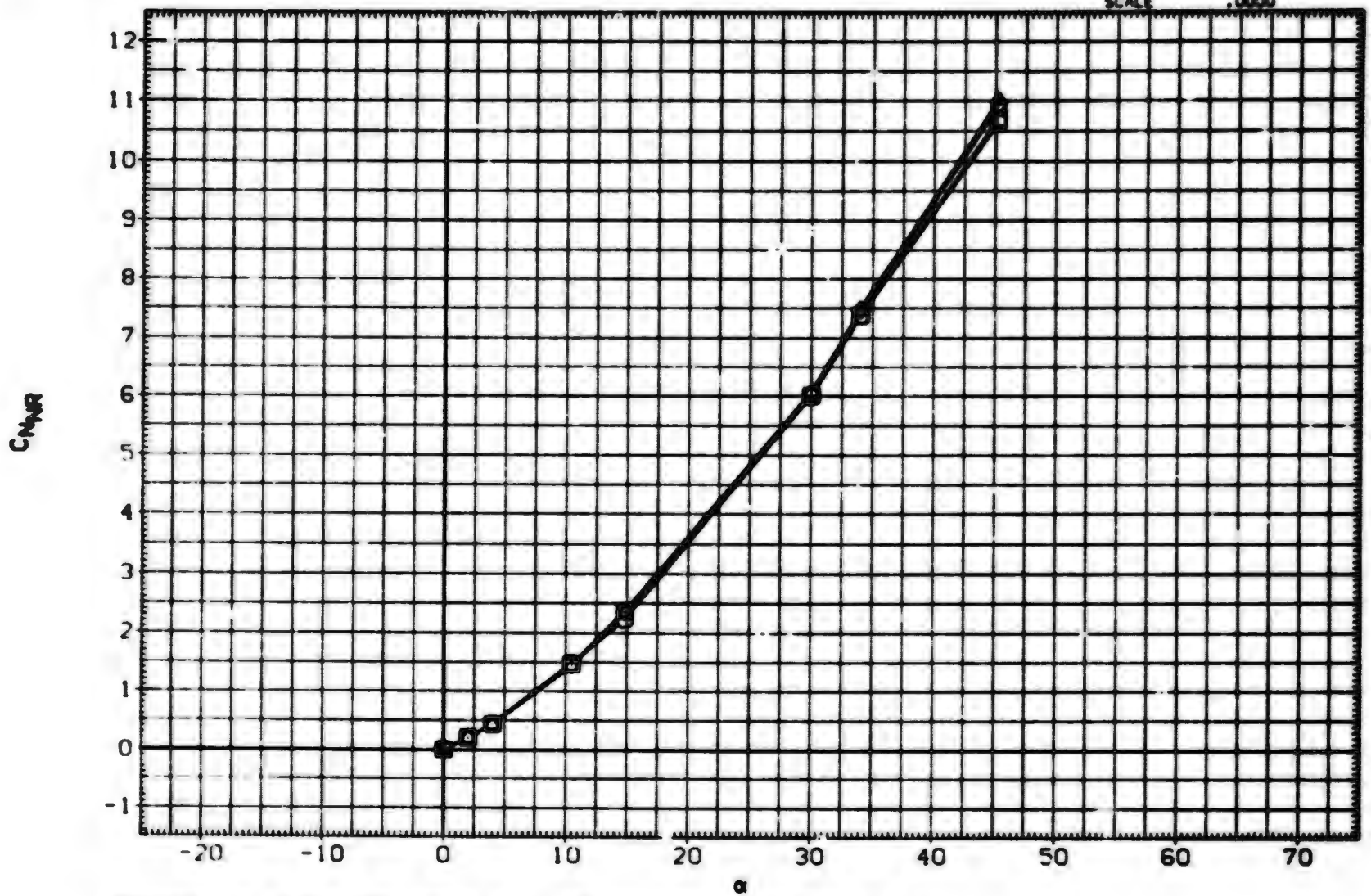

EFFECT OF ANGLE OF ATTACK ON AERODYNAMIC FORCES. B1T11

(HXA023) MDAC 261/AEDC 52 BODY-TAIL. B1T11

SYMBOL	PHI	PARAMETRIC VALUES													
						DATASET	ALPHA	DATASET	ALPHA	REFERENCE INFORMATION		
○	60.000	MACH	3.010	A.R.	1.000	HXA023	.000	HXA025	2.000	SREF	11.0690	SQ. IN.
□	75.000	LAMBDA	1.000	RT.CRD	3.749	HXA026	4.000	HXA029	10.500	LREF	3.7500	IN.
◇	90.000	SEMSPN	1.875	AREA	7.028	HXA031	14.000	FXA042	30.000	BREF	3.7500	IN.
						FXA044	34.000	FXA047	40.000	XMRP	24.0000	IN.
						FXA050	45.200			YMRP	.0000	IN.
										ZMRP	.0000	IN.
										SCALE	.0000	

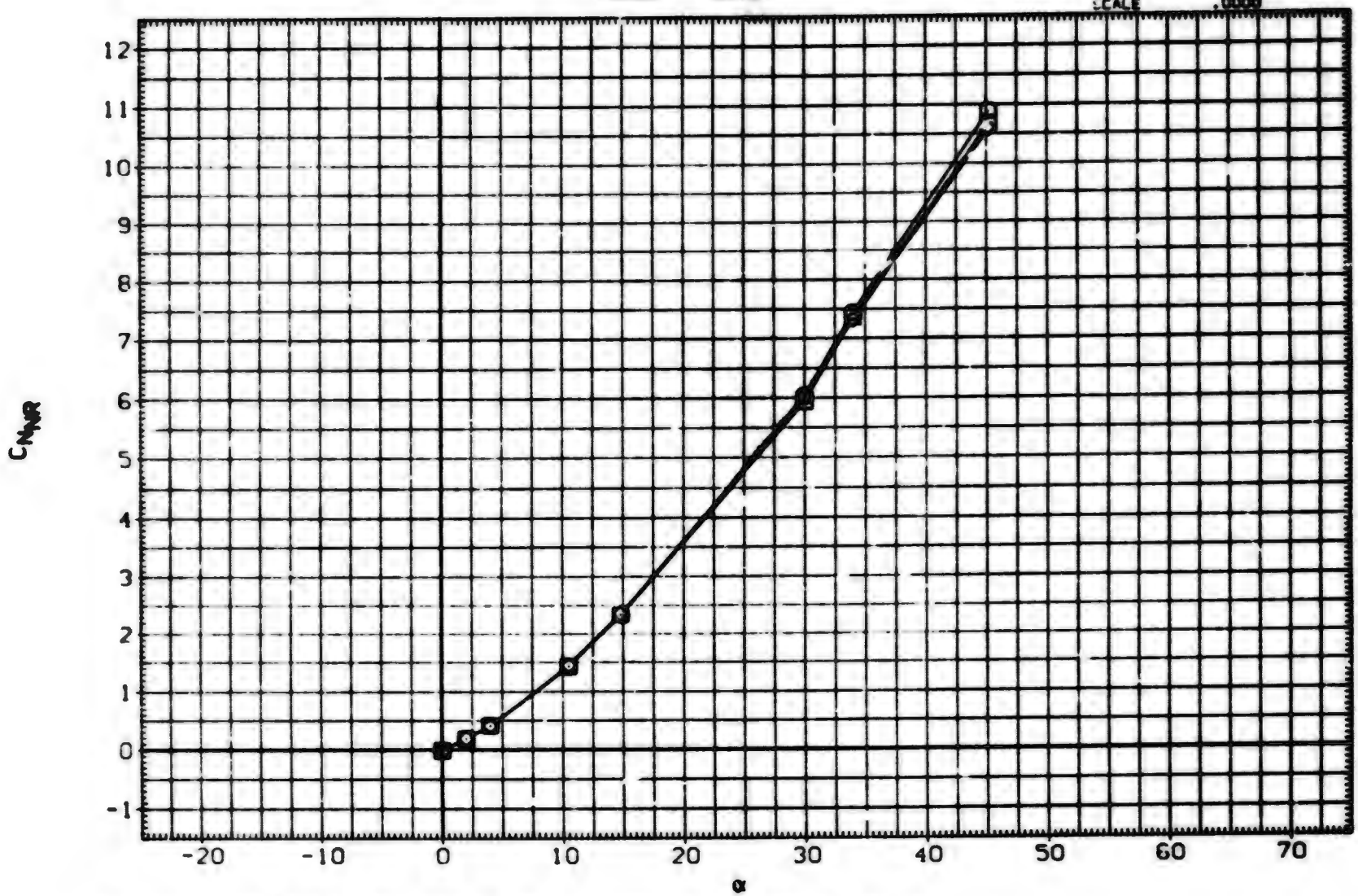

EFFECT OF ANGLE OF ATTACK ON AERODYNAMIC FORCES. B1T11

DATA SET	SYMBOL	CONFIGURATION DESCRIPTION	ALPHA	LAMBDA	RT.CRD	SEMSPN
(S*A023)	○	MDAC 261/AEDC 52 BODY-TAIL. BIT11 (TAIL FIN. T1)	.000	1.000	3.749	1.875
(S*A027)	□	MDAC 261/AEDC 52 BODY-TAIL. BIT11 (TAIL FIN. T1)	2.000	1.000	3.749	1.875
(S*A026)	◇	MDAC 261/AEDC 52 BODY-TAIL. BIT11 (TAIL FIN. T1)	4.000	1.000	3.749	1.875
(S*A029)	△	MDAC 261/AEDC 52 BODY-TAIL. BIT11 (TAIL FIN. T1)	10.500	1.000	3.749	1.875
(S*A031)	◭	DATA NOT AVAILABLE	14.800	1.000	3.749	1.875
(S*A034)	D	DATA NOT AVAILABLE	20.000	1.000	3.749	1.875

REFERENCE INFORMATION

SREF	7.0280	SQ. IN.
LREF	3.7490	IN.
BREF	1.8750	IN.
XMRP	.4500	IN.
YMRP	.0000	IN.
ZMRP	.0000	IN.
SCALE	.0000	

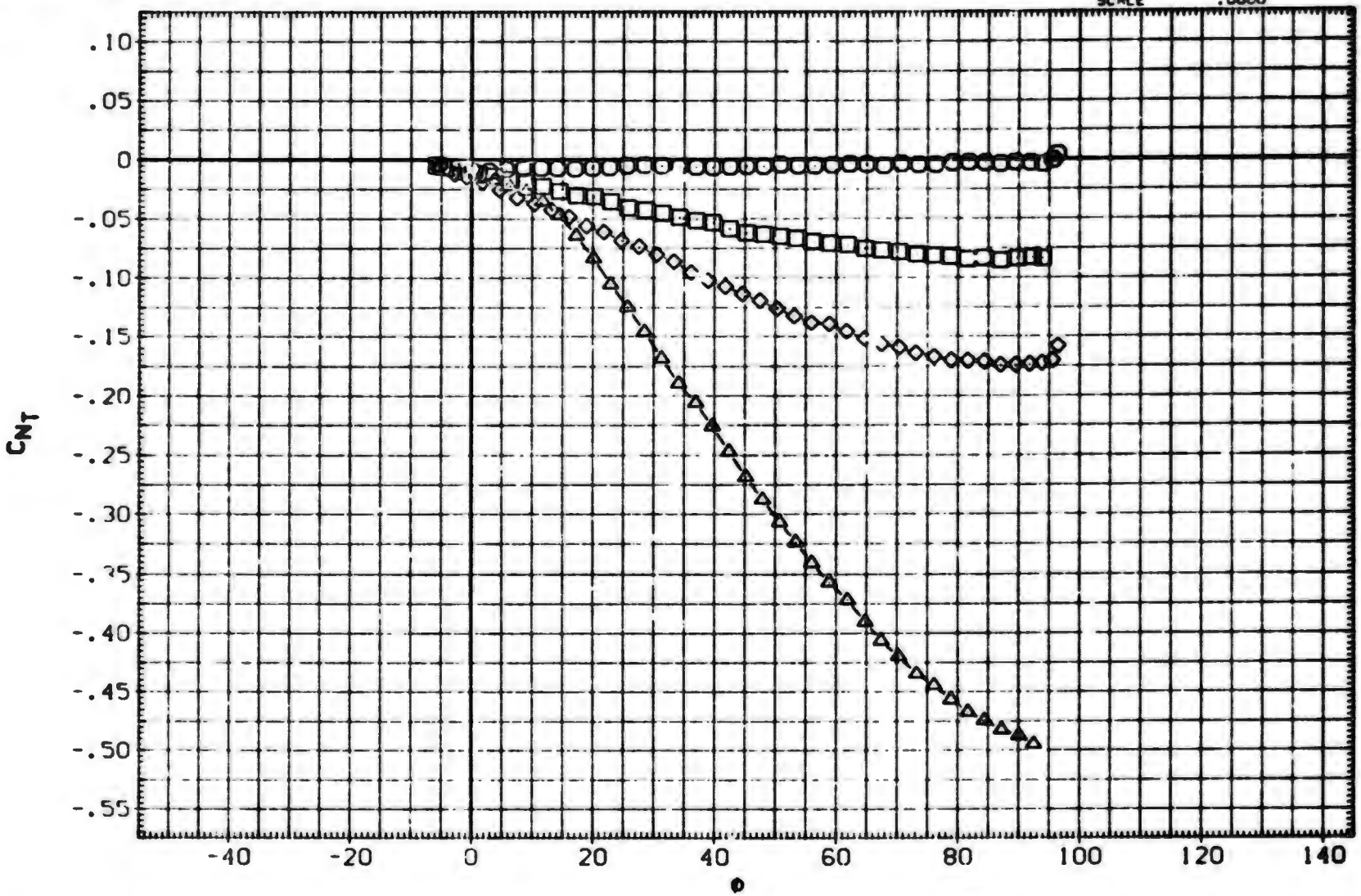

FIN AERODYNAMIC CHARACTERISTICS AS A FUNCTION OF ROLL ANGLE. BIT11 (FIN 1)

(A)MACH = .80

DATA SET	SYMBOL	CONFIGURATION DESCRIPTION	ALPHA	LAMBDA	RT.CRD	SEMSPN
(SXA023)	○	MDAC 261/AEDC 52 BODY-TAIL. BITII (TAIL FIN. TI)	.000	1.000	3.749	1.875
(SXA025)	□	MDAC 261/AEDC 52 BODY-TAIL. BITII (TAIL FIN. TI)	2.000	1.000	3.749	1.875
(SXA026)	◇	MDAC 261/AEDC 52 BODY-TAIL. BITII (TAIL FIN. TI)	4.000	1.000	3.749	1.875
(SXA029)	△	MDAC 261/AEDC 52 BODY-TAIL. BITII (TAIL FIN. TI)	10.500	1.000	3.749	1.875
(SXA031)	◁	MDAC 261/AEDC 52 BODY-TAIL. BITII (TAIL FIN. TI)	14.800	1.000	3.749	1.875
(SXA034)	▷	MDAC 261/AEDC 52 BODY-TAIL. BITII (TAIL FIN. TI)	20.000	1.000	3.749	1.875

REFERENCE INFORMATION		
SREF	7.0280	SQ. IN.
LREF	3.7490	IN.
BREF	1.8750	IN.
XMRP	.4500	IN.
YMRP	.0000	IN.
ZMRP	.0000	IN.
SCALE	.0000	

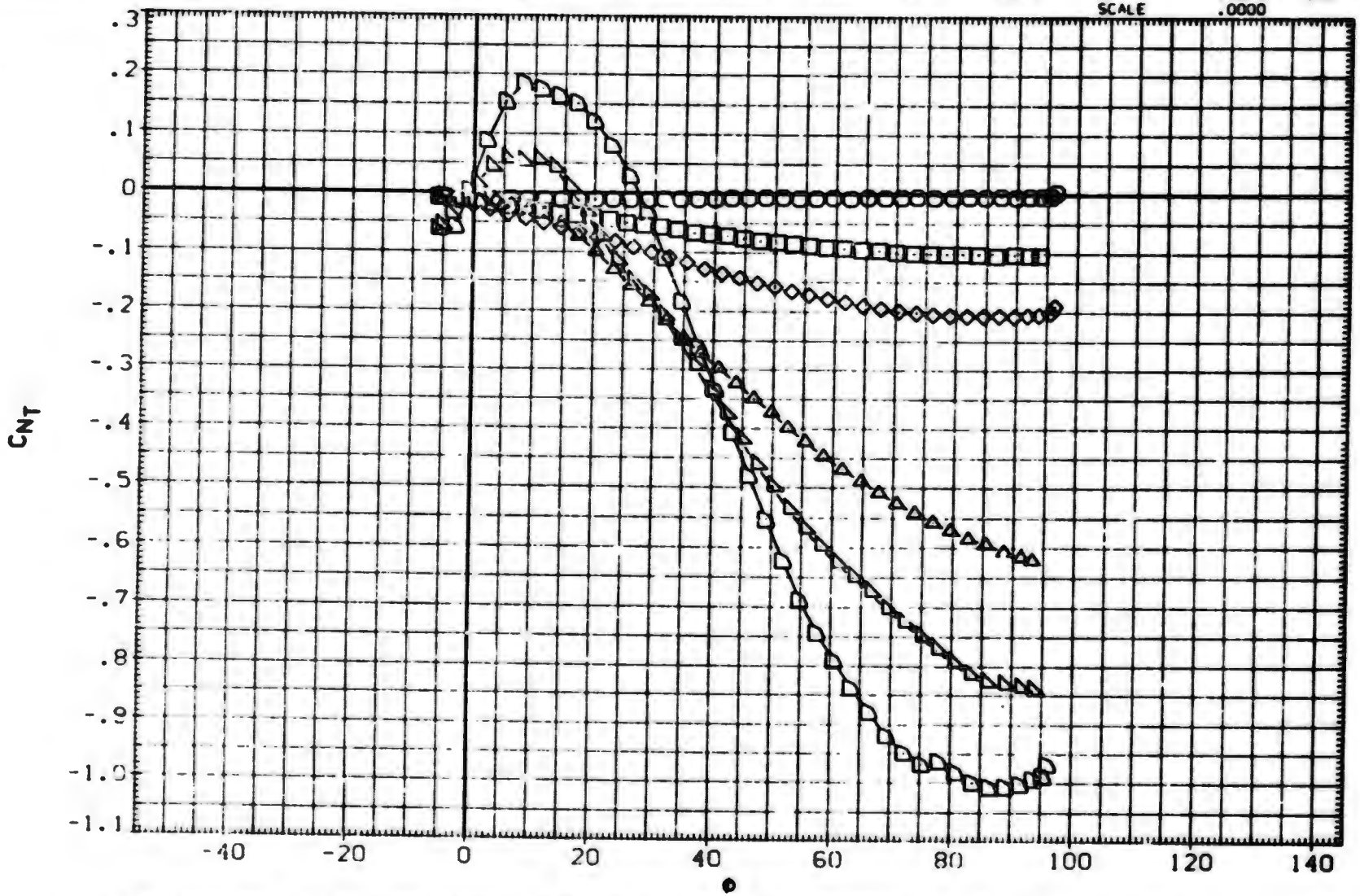

FIN AERODYNAMIC CHARACTERISTICS AS A FUNCTION OF ROLL ANGLE. BITII (FIN 1)

(B)MACH = 1.00

DATA SET	SYMBOL	CONFIGURATION DESCRIPTION	ALPHA	LAMBDA	RT.CRD	SEMSPN
(SxA023)	○	MDAC 261/AEDC 52 BODY-TAIL. BIT11 (TAIL FIN. T1)	.000	1.000	3.749	1.875
(SxA025)	□	MDAC 261/AEDC 52 BODY-TAIL. BIT11 (TAIL FIN. T1)	2.000	1.000	3.749	1.875
(SxA026)	◇	MDAC 261/AEDC 52 BODY-TAIL. BIT11 (TAIL FIN. T1)	4.000	1.000	3.749	1.875
(SxA029)	△	MDAC 261/AEDC 52 BODY-TAIL. BIT11 (TAIL FIN. T1)	10.500	1.000	3.749	1.875
(SxA031)	◁	MDAC 261/AEDC 52 BODY-TAIL. BIT11 (TAIL FIN. T1)	14.800	1.000	3.749	1.875
(SxA034)	▱	MDAC 261/AEDC 52 BODY-TAIL. BIT11 (TAIL FIN. T1)	20.000	1.000	3.749	1.875

REFERENCE INFORMATION		
SREF	7.0280	SQ.IN.
LREF	3.7490	IN.
BREF	1.8750	IN.
XMRP	.4500	IN.
YMRP	.0000	IN.
ZMRP	.0000	IN.
SCALE	.0000	

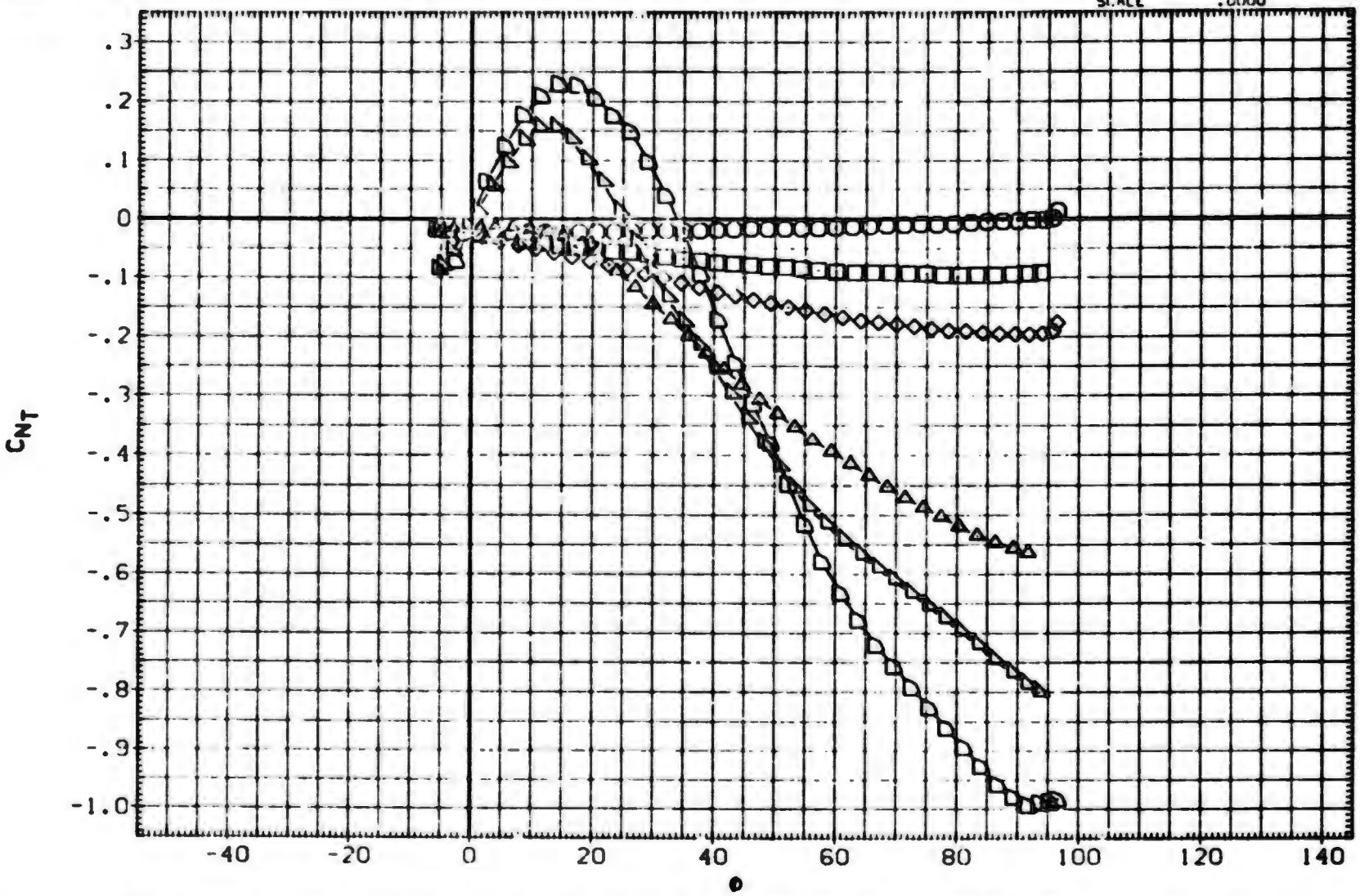

FIN AERODYNAMIC CHARACTERISTICS AS A FUNCTION OF ROLL ANGLE. BIT11 (FIN 1)

(C)MACH = 1.20

DATA SET	SYMBOL	CONFIGURATION DESCRIPTION	ALPHA	LAMBDA	RT.CRD	SEMSPN
(SXA023)	○	MDAC 261/AEDC 52 BODY-TAIL. BIT11 (TAIL FIN. T1)	.000	1.000	3.749	1.875
(SXA025)	□	MDAC 261/AEDC 52 BODY-TAIL. BIT11 (TAIL FIN. T1)	2.000	1.000	3.749	1.875
(SXA026)	◇	MDAC 261/AEDC 52 BODY-TAIL. BIT11 (TAIL FIN. T1)	4.000	1.000	3.749	1.875
(SXA029)	△	MDAC 261/AEDC 52 BODY-TAIL. BIT11 (TAIL FIN. T1)	10.500	1.000	3.749	1.875
(SXA031)	◺	MDAC 261/AEDC 52 BODY-TAIL. BIT11 (TAIL FIN. T1)	14.000	1.000	3.749	1.875
(SXA034)	◻	DATA NOT AVAILABLE	20.000	1.000	3.749	1.875

REFERENCE INFORM.		ION
SREF	7.0200	SQ.IN.
LREF	3.7490	IN.
BREF	1.8750	IN.
XMRP	.4500	IN.
YMRP	.0000	IN.
ZMRP	.0000	IN.
SCALE	.0000	

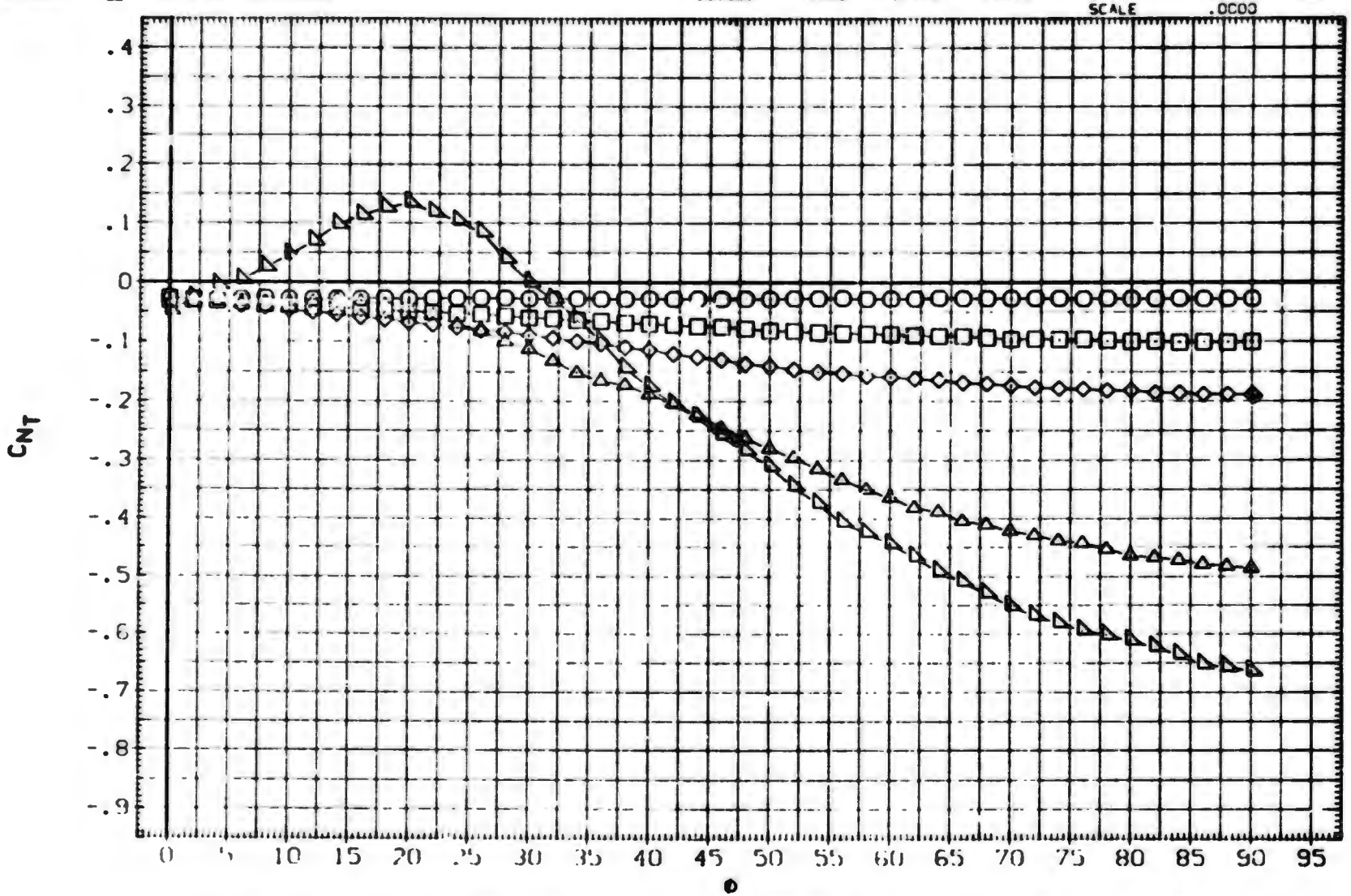

FIN AERODYNAMIC CHARACTERISTICS AS A FUNCTION OF ROLL ANGLE. BIT11 (FIN 1)

(D)MACH = 1.76

DATA SET	SYMBOL	CONFIGURATION DESCRIPTION	ALPHA	LAMBDA	RT.CRD	SEMSPN
(SxA023)	○	MDAC 261/AEDC 52 BODY-TAIL. BIT11 (TAIL FIN. T1)	.000	1.000	3.749	1.875
(SxA025)	□	MDAC 261/AEDC 52 BODY-TAIL. BIT11 (TAIL FIN. T1)	2.000	1.000	3.749	1.875
(SxA026)	◇	MDAC 261/AEDC 52 BODY-TAIL. BIT11 (TAIL FIN. T1)	4.000	1.000	3.749	1.875
(SxA029)	△	MDAC 261/AEDC 52 BODY-TAIL. BIT11 (TAIL FIN. T1)	10.500	1.000	3.749	1.875
(SxA031)	◺	MDAC 261/AEDC 52 BODY-TAIL. BIT11 (TAIL FIN. T1)	14.800	1.000	3.749	1.875
(SxA034)	D	DATA NOT AVAILABLE	20.000	1.000	3.749	1.875

REFERENCE INFORMATION

SREF	7.0280	SQ.IN.
LREF	3.7490	IN.
BREF	1.8750	IN.
XMRP	.4500	IN.
YMRP	.0000	IN.
ZMRP	.0000	IN.
SCALE	.0000	

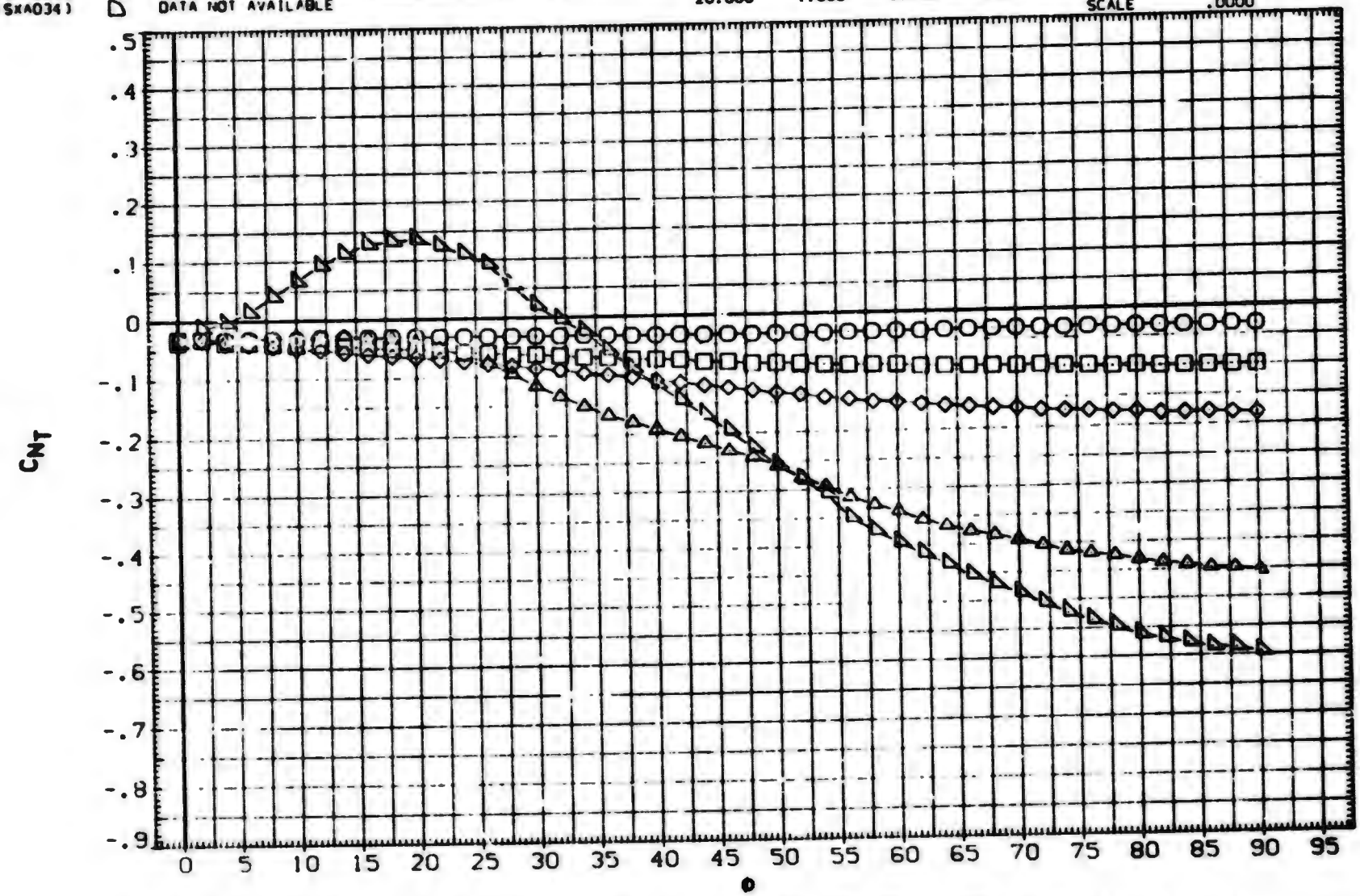

FIN AERODYNAMIC CHARACTERISTICS AS A FUNCTION OF ROLL ANGLE. BIT11 (FIN 1)

(E)MACH = 2.00

DATA SET	SYMBOL	CONFIGURATION DESCRIPTION	ALPHA	LAMBDA	RT.CRD	SEMSPN
(SXA023)	○	MDAC 261/AEDC 52 BODY-TAIL. BIT11 (TAIL FIN. T1)	.000	1.000	3.749	1.875
(SXA025)	□	MDAC 261/AEDC 52 BODY-TAIL. BIT11 (TAIL FIN. T1)	2.000	1.000	3.749	1.875
(SXA026)	◇	MDAC 261/AEDC 52 BODY-TAIL. BIT11 (TAIL FIN. T1)	4.000	1.000	3.749	1.875
(SXA029)	◁	MDAC 261/AEDC 52 BODY-TAIL. BIT11 (TAIL FIN. T1)	10.500	1.000	3.749	1.875
(SXA031)	△	MDAC 261/AEDC 52 BODY-TAIL. BIT11 (TAIL FIN. T1)	14.000	1.000	3.749	1.875
(SXA034)	▷	DATA NOT AVAILABLE	20.000	1.000	3.749	1.875

REFERENCE INFORMATION		
SREF	7.0280	SQ.IN.
LREF	3.7490	IN.
BREF	1.8750	IN.
XMRP	.4500	IN.
YMRP	.0000	IN.
ZMRP	.0000	IN.
SCALE	.0000	

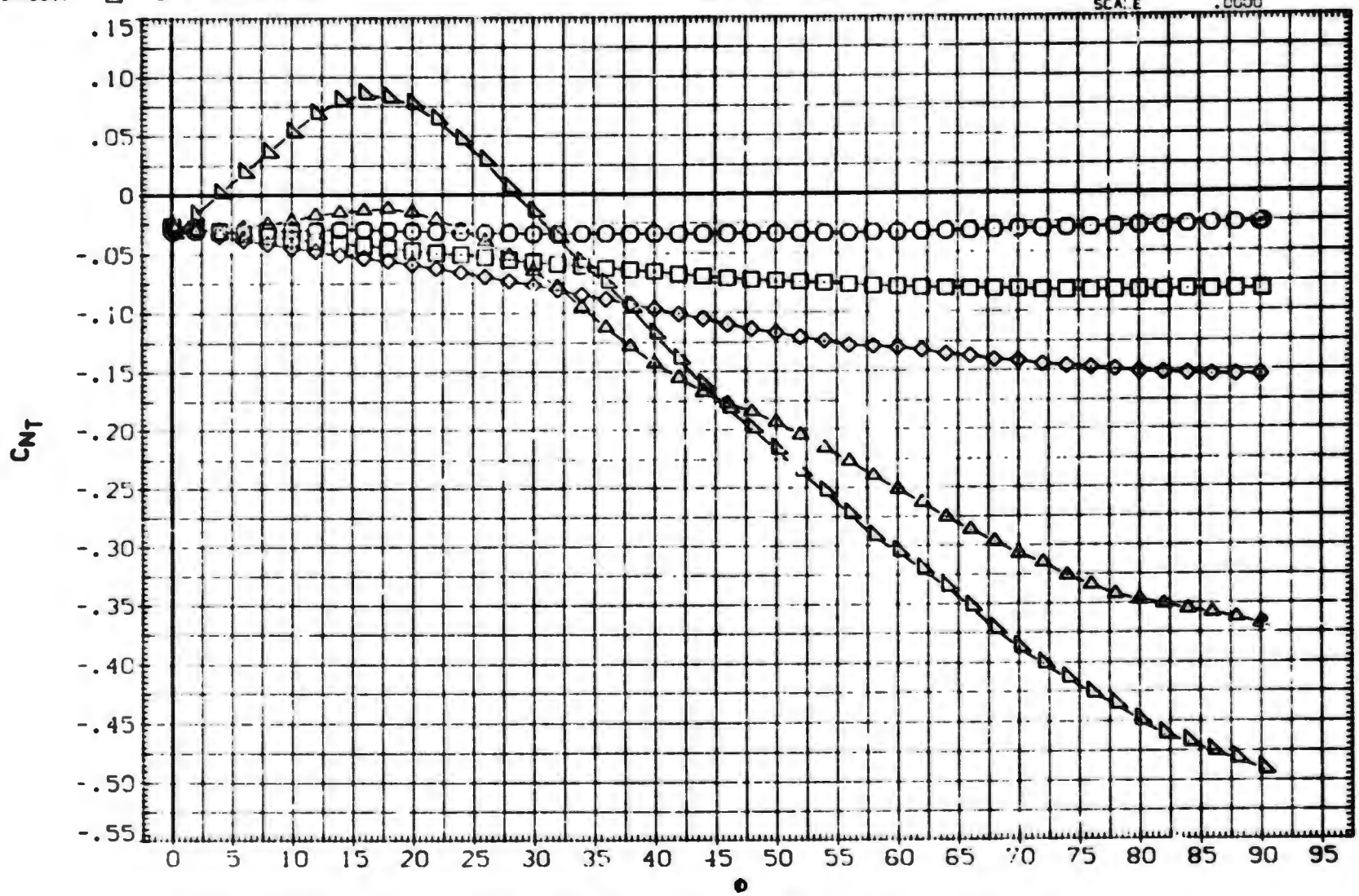

FIN AERODYNAMIC CHARACTERISTICS AS A FUNCTION OF ROLL ANGLE. BIT11 (FIN 1)

(F)MACH = 2.50

DATA SET	SYMBOL	CONFIGURATION DESCRIPTION	ALPHA	LAMBDA	RT.CRD	SEMSPN
(SxA023)	○	MDAC 261/AEDC 52 BODY-TAIL. B1T11 (TAIL FIN. T1)	.000	1.000	3.749	1.875
(SxA025)	□	MDAC 261/AEDC 52 BODY-TAIL. B1T11 (TAIL FIN. T1)	2.000	1.000	3.749	1.875
(SxA026)	◇	MDAC 261/AEDC 52 BODY-TAIL. B1T11 (TAIL FIN. T1)	4.000	1.000	3.749	1.875
(SxA029)	△	MDAC 261/AEDC 52 BODY-TAIL. B1T11 (TAIL FIN. T1)	10.500	1.000	3.749	1.875
(SxA031)	◺	MDAC 261/AEDC 52 BODY-TAIL. B1T11 (TAIL FIN. T1)	14.800	1.000	3.749	1.875
(SxA034)	D	DATA NOT AVAILABLE	20.000	1.000	3.749	1.875

REFERENCE INFORMATION		
SREF	7.0280	SQ.IN.
LREF	3.7490	IN.
BREF	1.8750	IN.
XMRP	.4500	IN.
YMRP	.0000	IN.
ZMRP	.0000	IN.
SCALE	.0000	

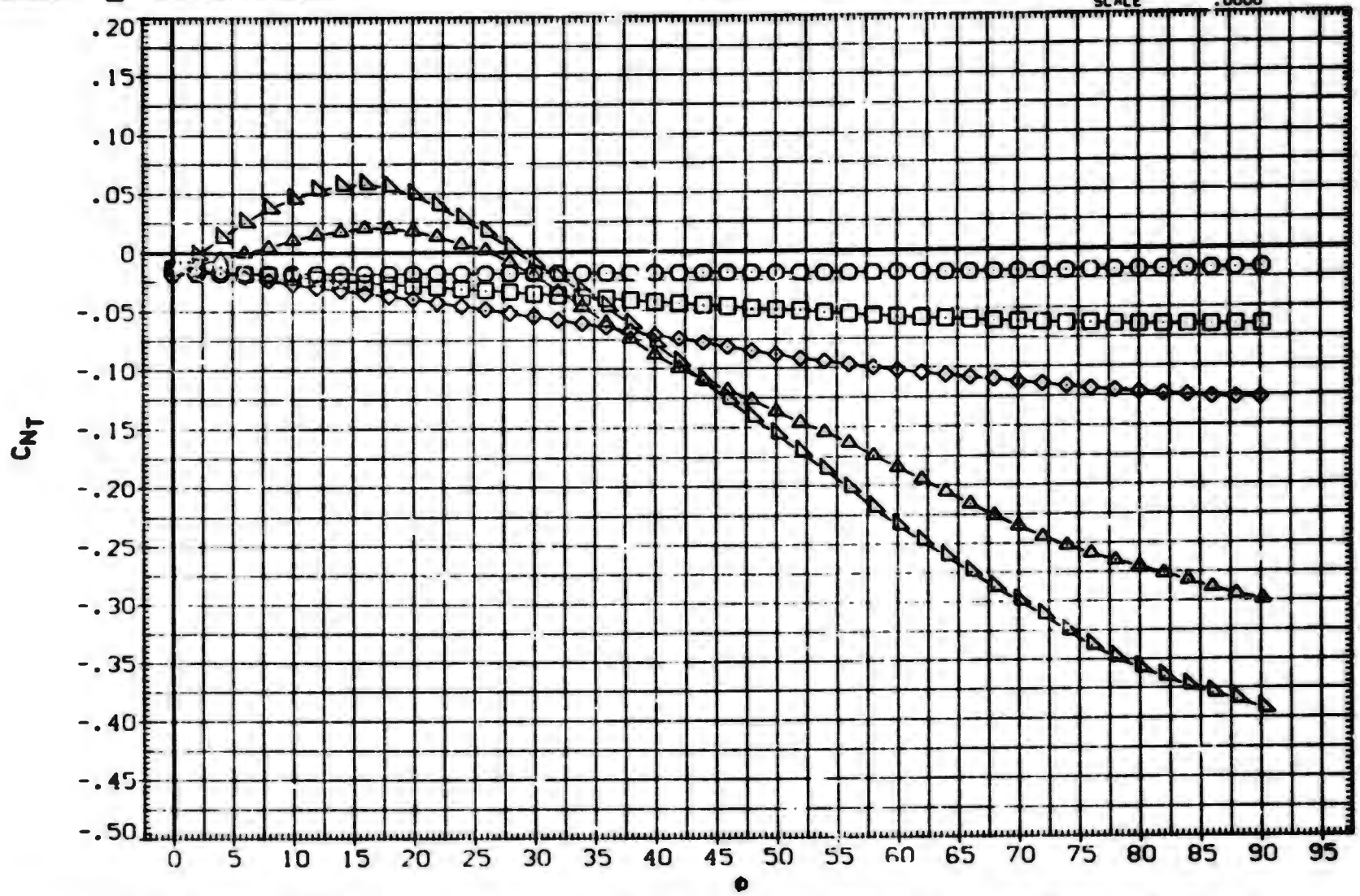

FIN AERODYNAMIC CHARACTERISTICS AS A FUNCTION OF ROLL ANGLE. B1T11 (FIN 1)

(G)MACH = 3.01

DATA SET	SYMBOL	CONFIGURATION DESCRIPTION
(SxA023)	○	MDAC 261/AEDC 52 BODY-TAIL. BIT11 (TAIL FIN. T1)
(SxA025)	□	MDAC 261/AEDC 52 BODY-TAIL. BIT11 (TAIL FIN. T1)
(SxA026)	◇	MDAC 261/AEDC 52 BODY-TAIL. BIT11 (TAIL FIN. T1)
(SxA029)	△	MDAC 261/AEDC 52 BODY-TAIL. BIT11 (TAIL FIN. T1)
(SxA031)		DATA NOT AVAILABLE
(SxA034)		DATA NOT AVAILABLE

ALPHA	LAMBDA	RT.CRD	SEMSPN
.000	1.000	3.749	1.875
2.000	1.000	3.749	1.875
4.000	1.000	3.749	1.875
10.500	1.000	3.749	1.875
14.800	1.000	3.749	1.875
20.000	1.000	3.749	1.875

REFERENCE INFORM.. ION		
SREF	7.0280	SQ. IN.
LREF	3.7490	IN.
BREF	1.8750	IN.
XMRP	.4500	IN.
YMRP	.0000	IN.
ZMRP	.0000	IN.
SCALE	.0000	

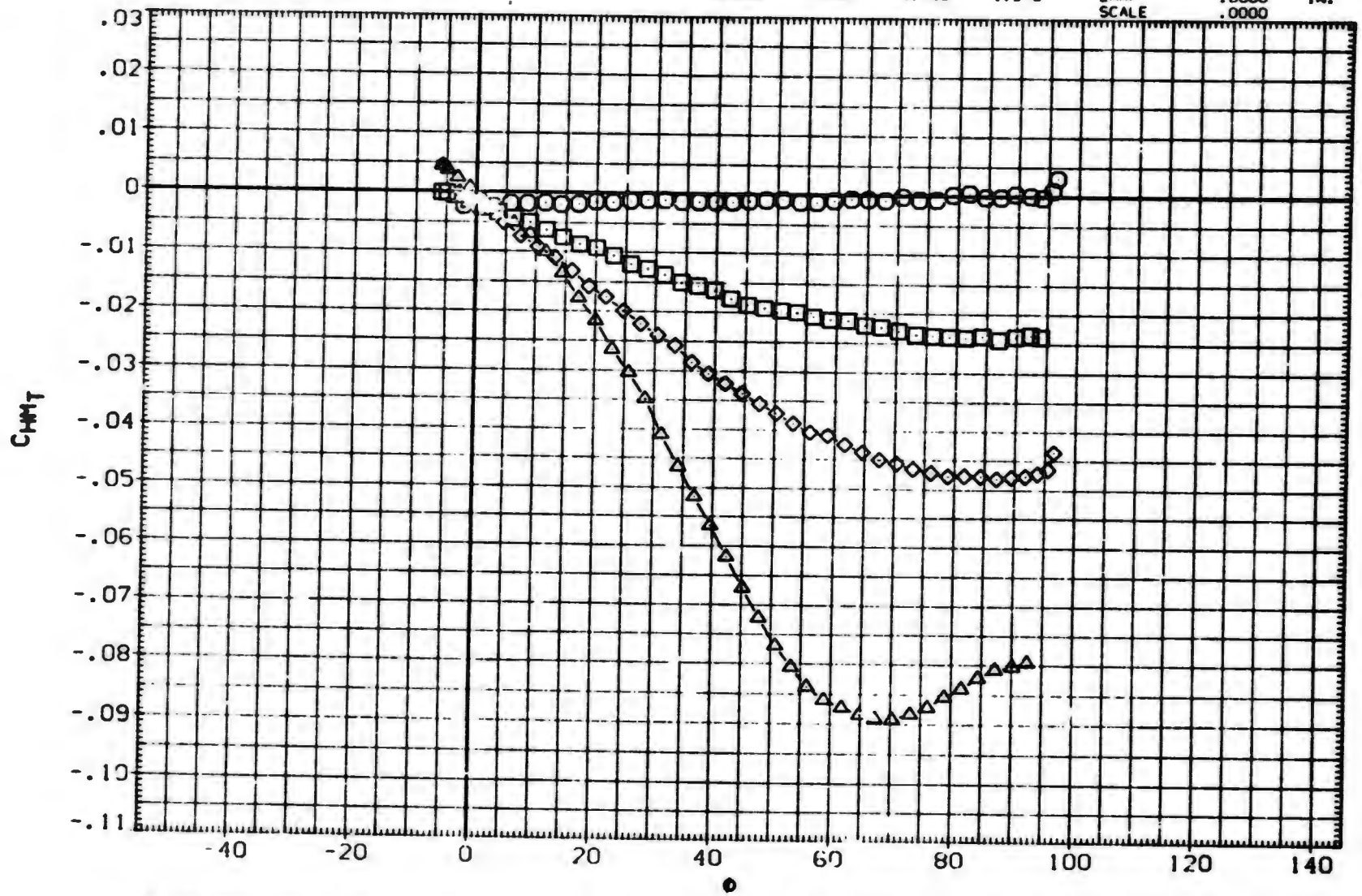

FIN AERODYNAMIC CHARACTERISTICS AS A FUNCTION OF ROLL ANGLE. BIT11 (FIN 1)

(A)MACH = .80

DATA SET	SYMBOL	CONFIGURATION DESCRIPTION	ALPHA	LAMBDA	RT.CRD	SEMSPN
(SxA023)	○	MDAC 261/AEDC 52 BODY-TAIL. B1T11 (TAIL FIN. T1)	.000	1.000	3.749	1.875
(SxA025)	□	MDAC 261/AEDC 52 BODY-TAIL. B1T11 (TAIL FIN. T1)	2.000	1.000	3.749	1.875
(SxA026)	◇	MDAC 261/AEDC 52 BODY-TAIL. B1T11 (TAIL FIN. T1)	4.000	1.000	3.749	1.875
(SxA029)	△	MDAC 261/AEDC 52 BODY-TAIL. B1T11 (TAIL FIN. T1)	10.500	1.000	3.749	1.875
(SxA031)	◭	MDAC 261/AEDC 52 BODY-TAIL. B1T11 (TAIL FIN. T1)	14.800	1.000	3.749	1.875
(SxA034)	D	MDAC 261/AEDC 52 BODY-TAIL. B1T11 (TAIL FIN. T1)	20.000	1.000	3.749	1.875

REFERENCE INFORM.		ION
SREF	7.0280	SQ. IN.
LREF	3.7490	IN.
BREF	1.8750	IN.
XMRP	.4500	IN.
YMRP	.0000	IN.
ZMRP	.0000	IN.
SCALE	.0000	

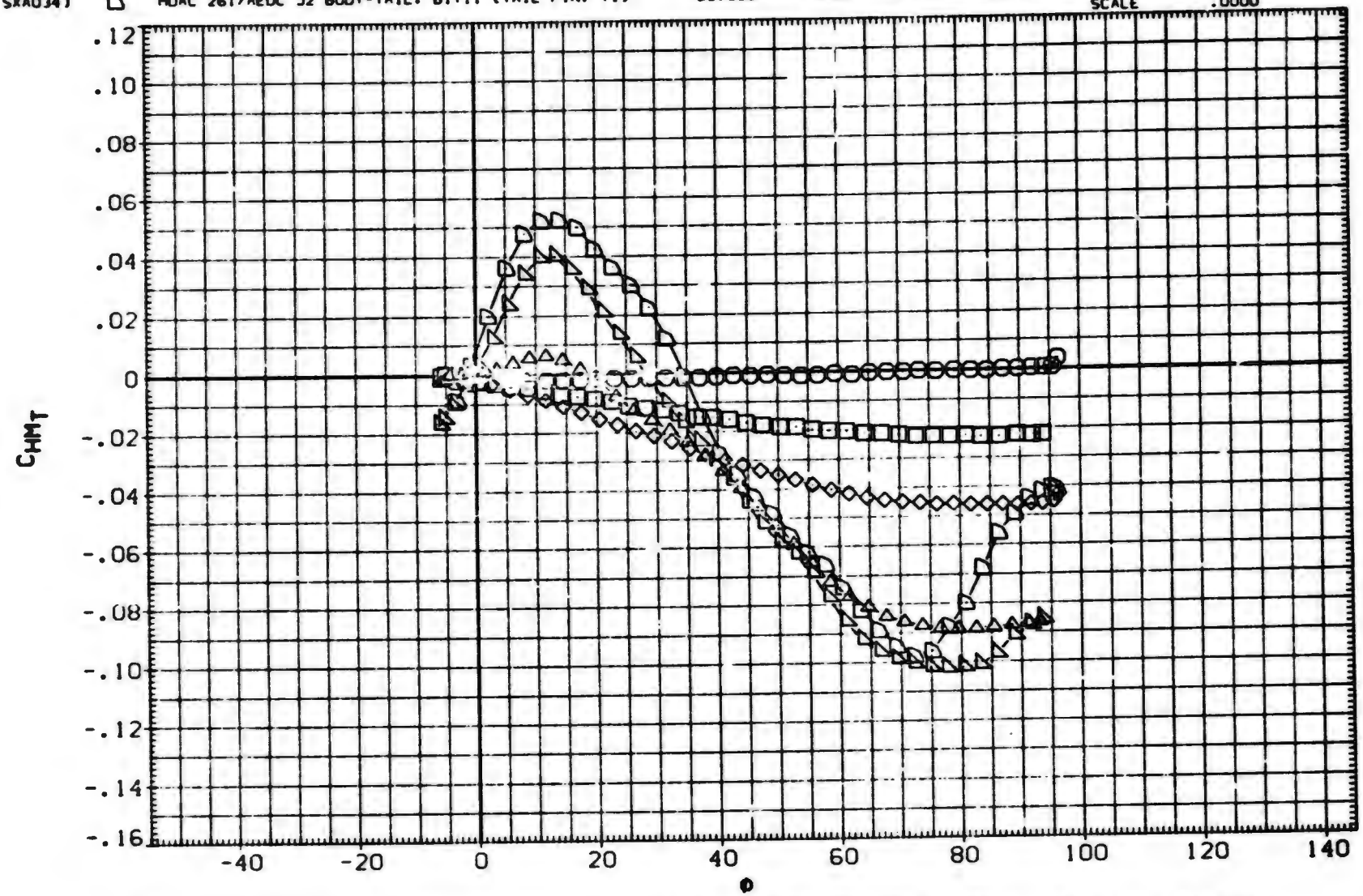

FIN AERODYNAMIC CHARACTERISTICS AS A FUNCTION OF ROLL ANGLE. B1T11 (FIN 1)

(B)MACH = 1.00

DATA SET	SYMBOL	CONFIGURATION DESCRIPTION	ALPHA	LAMBDA	RT.CRD	SEMSPN
(SxA023)	○	MDAC 261/AEDC 52 BODY-TAIL. B1T11 (TAIL FIN. T1)	.000	1.000	3.749	1.875
(SxA025)	□	MDAC 261/AEDC 52 BODY-TAIL. B1T11 (TAIL FIN. T1)	2.000	1.000	3.749	1.875
(SxA026)	◇	MDAC 261/AEDC 52 BODY-TAIL. B1T11 (TAIL FIN. T1)	4.000	1.000	3.749	1.875
(SxA029)	△	MDAC 261/AEDC 52 BODY-TAIL. B1T11 (TAIL FIN. T1)	10.500	1.000	3.749	1.875
(SxA031)	◺	MDAC 261/AEDC 52 BODY-TAIL. B1T11 (TAIL FIN. T1)	14.800	1.000	3.749	1.875
(SxA034)	D	MDAC 261/AEDC 52 BODY-TAIL. B1T11 (TAIL FIN. T1)	20.000	1.000	3.749	1.875

REFERENCE INFORMATION		
SREF	7.0280	SQ.IN.
LREF	3.7490	IN.
BREF	1.8750	IN.
XMRP	.4500	IN.
YMRP	.0000	IN.
ZMRP	.0000	IN.
SCALE	.0000	

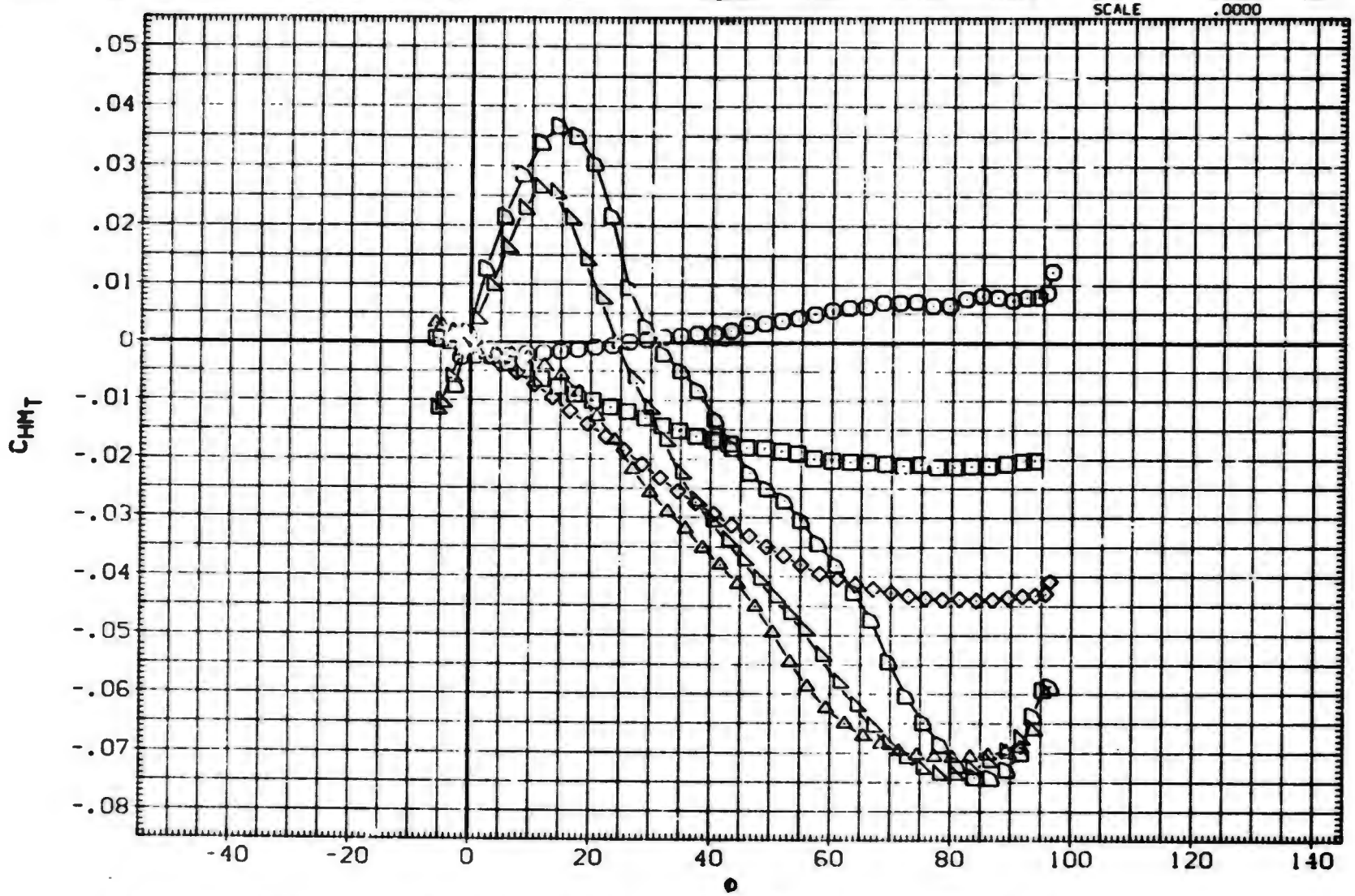

FIN AERODYNAMIC CHARACTERISTICS AS A FUNCTION OF ROLL ANGLE. B1T11 (FIN 1)

(C)MACH = 1.20

DATA SET	SYMBOL	CONFIGURATION DESCRIPTION	ALPHA	LAMBDA	RT.CRD	SEMSPN
(SXA023)	○	MDAC 261/AEDC 52 BODY-TAIL. BIT11 (TAIL FIN. T1)	.000	1.000	3.749	1.875
(SXA025)	□	MDAC 261/AEDC 52 BODY-TAIL. BIT11 (TAIL FIN. T1)	2.000	1.000	3.749	1.875
(SXA026)	◇	MDAC 261/AEDC 52 BODY-TAIL. BIT11 (TAIL FIN. T1)	4.000	1.000	3.749	1.875
(SXA029)	△	MDAC 261/AEDC 52 BODY-TAIL. BIT11 (TAIL FIN. T1)	10.500	1.000	3.749	1.875
(SXA031)	◺	MDAC 261/AEDC 52 BODY-TAIL. BIT11 (TAIL FIN. T1)	14.800	1.000	3.749	1.875
(SXA034)	◺	DATA NOT AVAILABLE	20.000	1.000	3.749	1.875

REFERENCE INFORMATION		
SREF	7.0280	SQ.IN.
LREF	3.7490	IN.
BREF	1.8750	IN.
XMRP	.4500	IN.
YMRP	.0000	IN.
ZMRP	.0000	IN.
SCALE	.0000	

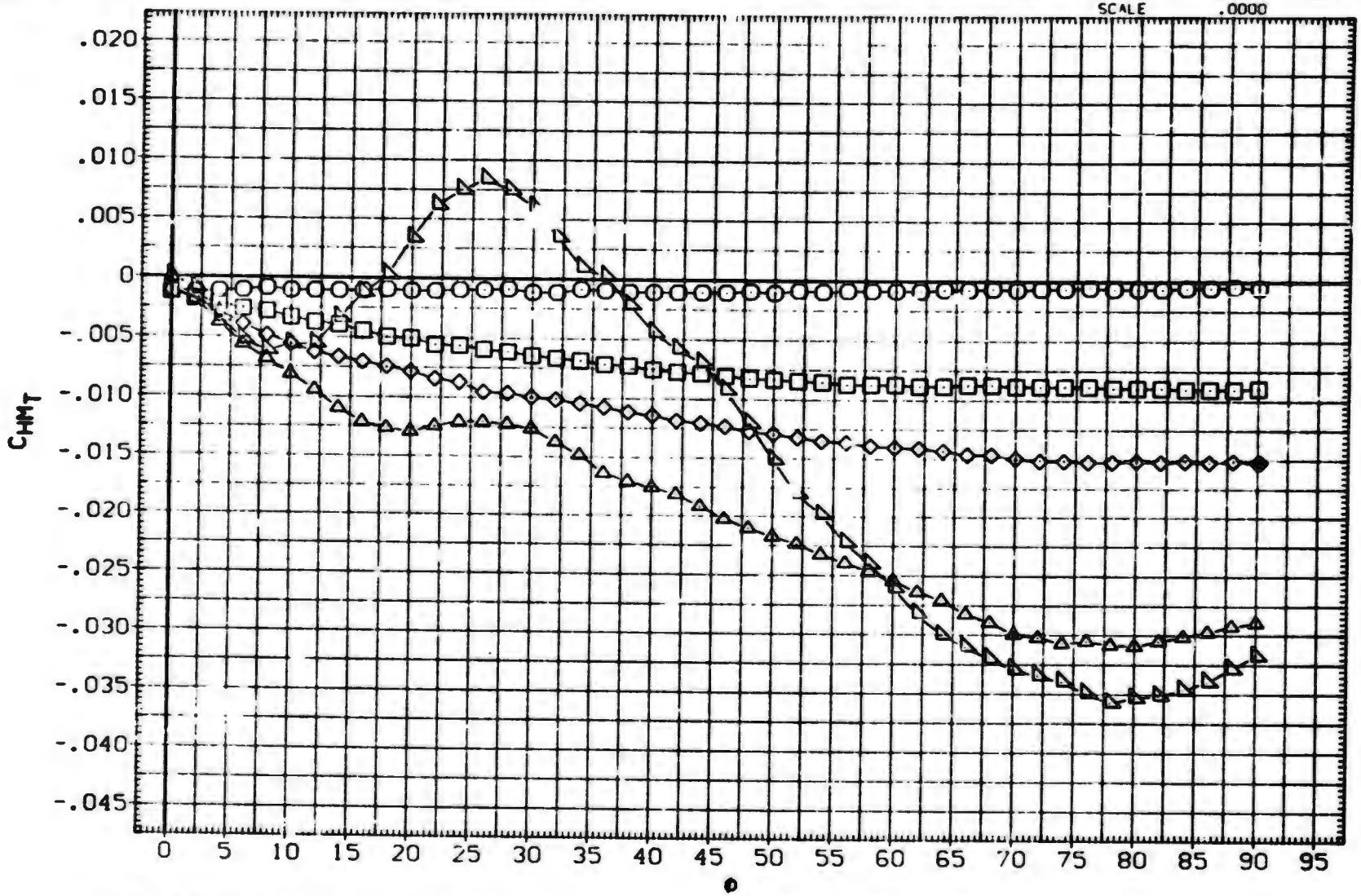

FIN AERODYNAMIC CHARACTERISTICS AS A FUNCTION OF ROLL ANGLE. BIT11 (FIN 1)

(D)MACH = 1.76

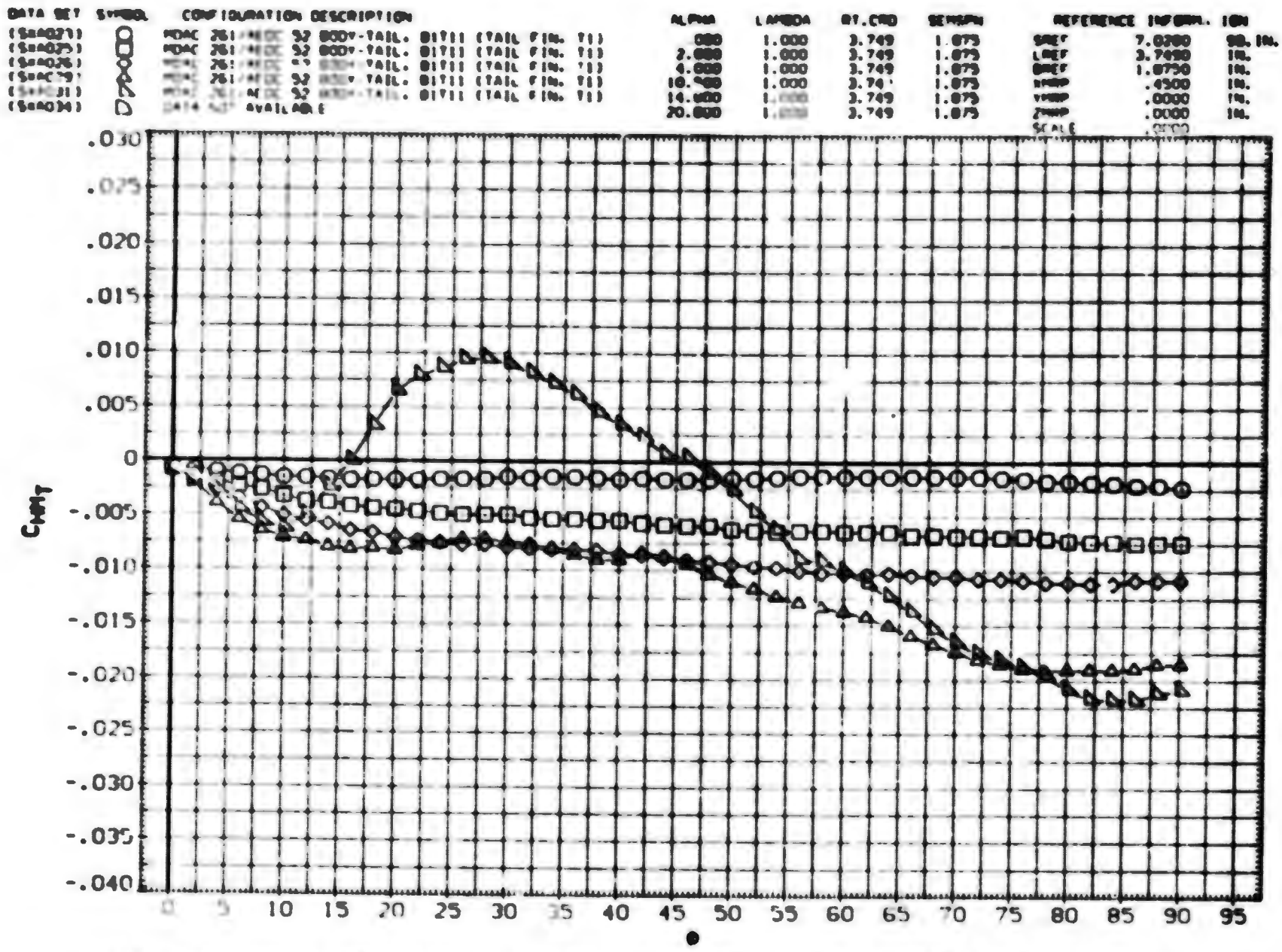

FIN AERODYNAMIC CHARACTERISTICS AS A FUNCTION OF ROLL ANGLE. BITII (FIN 1)

(E)MACH = 2.00

DATA SET	SYMBOL	CONFIGURATION DESCRIPTION	ALPHA	LAMBDA	RT.CRD	SEMSPN
(S+A023)	○	MDAC 261/AEDC 52 BODY-TAIL. BITII (TAIL FIN. 1)	.000	1.000	3.749	1.875
(S+A025)	□	MDAC 261 AEDC 52 BODY-TAIL. BITII (TAIL FIN. 1)	2.000	1.000	3.749	1.875
(S+A026)	◇	MDAC 261 AEDC 52 BODY-TAIL. BITII (TAIL FIN. 1)	4.000	1.000	3.749	1.875
(S+A029)	△	MDAC 261 AEDC 52 BODY-TAIL. BITII (TAIL FIN. 1)	10.500	1.000	3.749	1.875
(S+A031)	◁	MDAC 261 AEDC 52 BODY-TAIL. BITII (TAIL FIN. 1)	14.000	1.000	3.749	1.875
(S+A034)	▷	DATA NOT AVAILABLE	20.000	1.000	3.749	1.875

REFERENCE INFORMATION		
SREF	7.0200	SQ. IN.
LREF	3.7490	IN.
BREF	1.8750	IN.
XMRP	.4500	IN.
YMRP	.0000	IN.
ZMRP	.0000	IN.
SCALE	.0000	

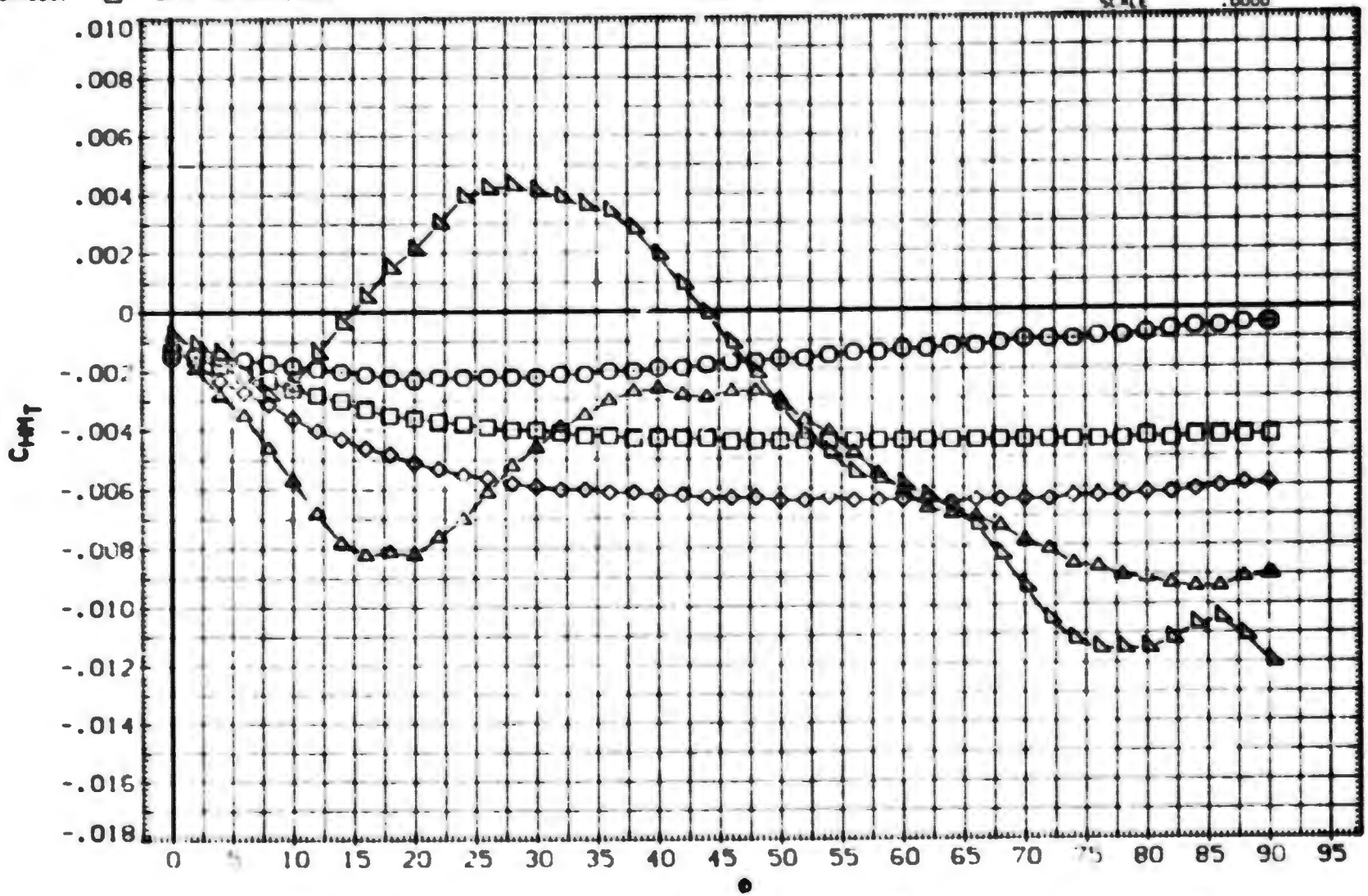

FIN AERODYNAMIC CHARACTERISTICS AS A FUNCTION OF ROLL ANGLE. BITII (FIN 1)

(F)MACH = 2.50

DATA SET	SYMBOL	CONFIGURATION DESCRIPTION	ALPHA	LAMBDA	RT.CRD	SEMSPN
($=A023)	○	MDAC 261/AEDC 52 BODY-TAIL. BITII (TAIL FIN. T1)	.000	1.000	3.749	1.875
($=A025)	□	MDAC 261 AEDC 52 BODY-TAIL. BITII (TAIL FIN. T1)	2.000	1.000	3.749	1.875
($=A026)	◇	MDAC 261 AEDC 52 BODY-TAIL. BITII (TAIL FIN. T1)	4.000	1.000	3.749	1.875
($=A029)	◁	MDAC 261 AEDC 52 BODY-TAIL. BITII (TAIL FIN. T1)	10.000	1.000	3.749	1.875
($=A031)	△	MDAC 261 AEDC 52 BODY-TAIL. BITII (TAIL FIN. T1)	10.000	1.000	3.749	1.875
($=A034)	▷	DATA NOT AVAILABLE	20.000	1.000	3.749	1.875

REFERENCE INFORMATION		
SREF	7.0280	SQ.IN.
LREF	3.7490	IN.
BREF	1.0750	IN.
XMRP	.4500	IN.
YMRP	.0000	IN.
ZMRP	.0000	IN.
SCALE	.0000	

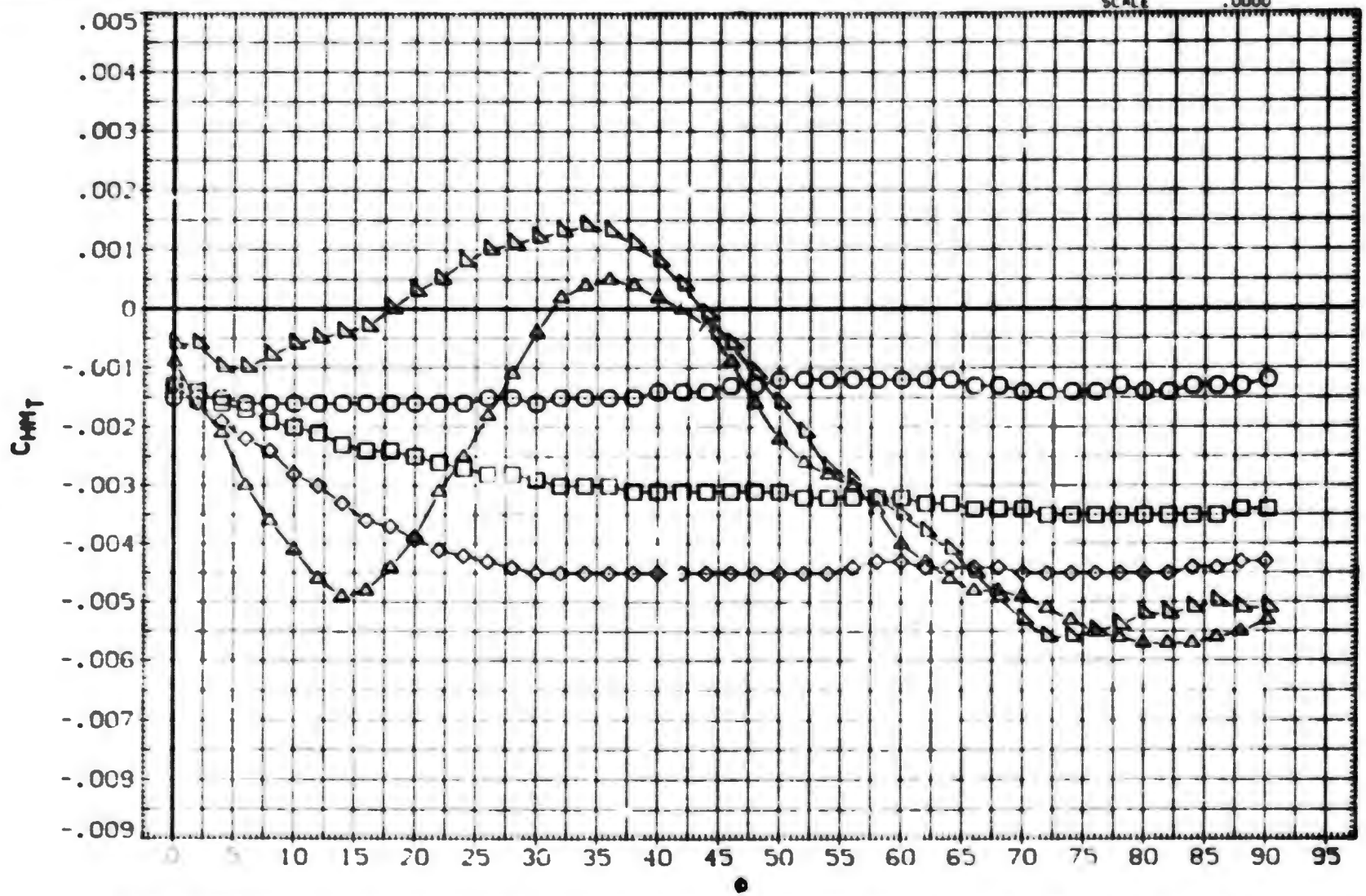

FIN AERODYNAMIC CHARACTERISTICS AS A FUNCTION OF ROLL ANGLE. BITII (FIN 1)

(G)MACH = 3.01

DATA SET	SYMBOL	CONFIGURATION DESCRIPTION
(SKA023)	○	MDAC 261/AEDC 52 BODY-TAIL. BIT11 (TAIL FIN. T1)
(SKA[illegible])	□	MDAC 261/AEDC 52 BODY-TAIL. BIT11 (TAIL FIN. T1)
(SKA026)	◇	MDAC 261/AEDC 52 BODY-TAIL. BIT11 (TAIL FIN. T1)
(SKA029)	△	MDAC 261/AEDC 52 BODY-TAIL. BIT11 (TAIL FIN. T1)
(SKA031)	▲	DATA NOT AVAILABLE
(SKA034)	D	DATA NOT AVAILABLE

ALPHA	LAMBDA	RT.CRD	SEMSPN
.000	1.000	3.749	1.875
2.000	1.000	3.749	1.875
4.000	1.000	3.749	1.875
10.500	1.000	3.749	1.875
14.800	1.000	3.749	1.875
20.000	1.000	3.749	1.875

REFERENCE INFORMATION		
SREF	7.0280	SQ.IN.
LREF	3.7490	IN.
BREF	1.8750	IN.
XMRP	.4500	IN.
YMRP	.0000	IN.
ZMRP	.0000	IN.
SCALE	.0000	

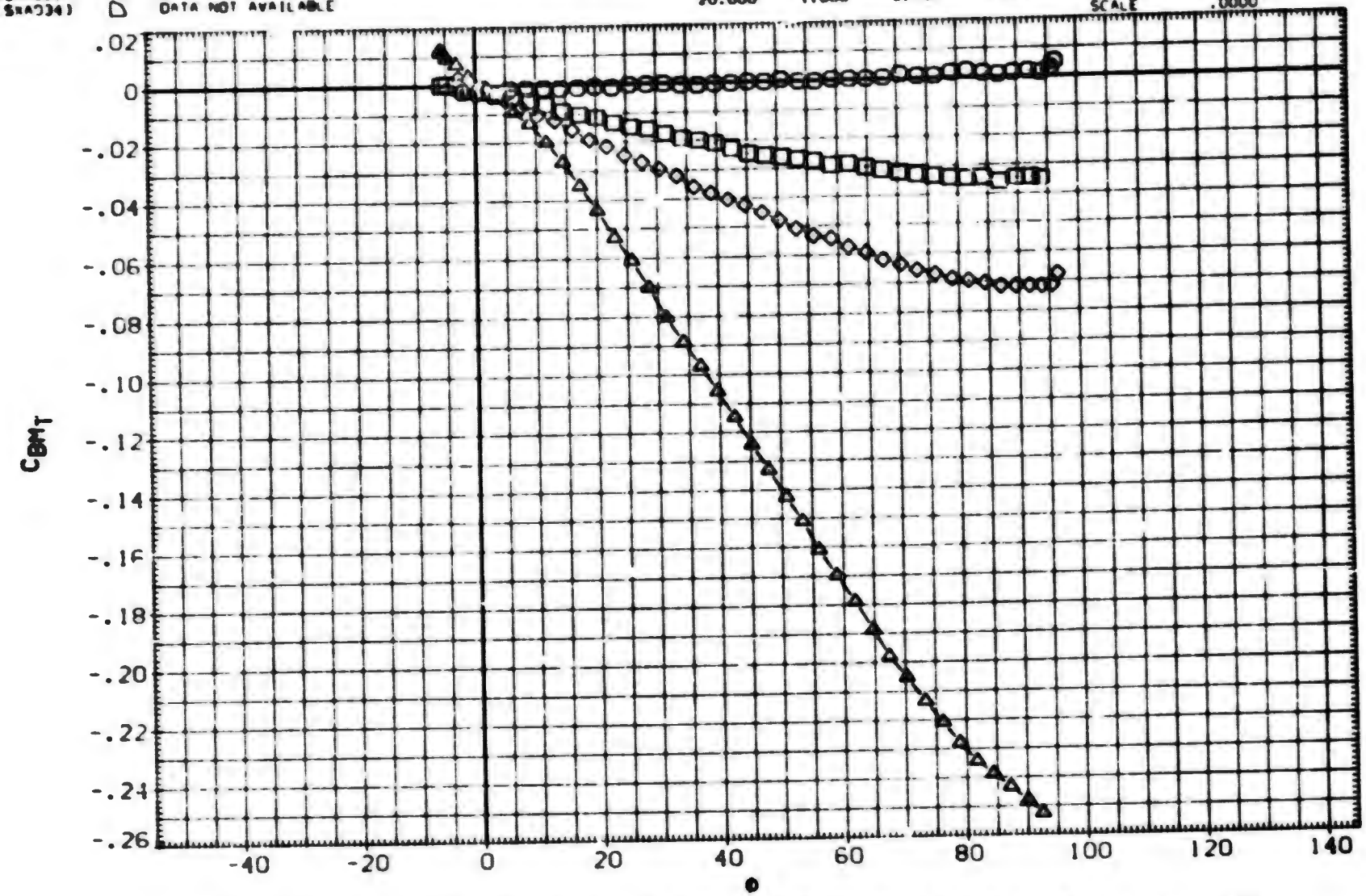

FIN AERODYNAMIC CHARACTERISTICS AS A FUNCTION OF ROLL ANGLE. BIT11 (FIN 1)

(A)MACH = .80

DATA SET	SYMBOL	CONFIGURATION DESCRIPTION	ALPHA	LAMBDA	RT.CRD	SEMSPN
(SWA023)	○	MDAC 261/AEDC 52 BODY-TAIL. BIT11 (TAIL FIN. T1)	.000	1.000	3.749	1.875
(SWA025)	□	MDAC 261/AEDC 52 BODY-TAIL. BIT11 (TAIL FIN. T1)	2.000	1.000	3.749	1.875
(SWA026)	◇	MDAC 261/AEDC 52 BODY-TAIL. BIT11 (TAIL FIN. T1)	4.000	1.000	3.749	1.875
(SWA029)	◁	MDAC 261/AEDC 52 BODY-TAIL. BIT11 (TAIL FIN. T1)	10.500	1.000	3.749	1.875
(SWA031)	△	MDAC 261/AEDC 52 BODY-TAIL. BIT11 (TAIL FIN. T1)	14.000	1.000	3.749	1.875
(SWA034)	▷	MDAC 261/AEDC 52 BODY-TAIL. BIT11 (TAIL FIN. T1)	20.000	1.000	3.749	1.875

REFERENCE INFORM.		ION
SREF	7.0280	SQ.IN.
LREF	3.7490	IN.
BREF	1.8750	IN.
XMRP	.4500	IN.
YMRP	.0000	IN.
ZMRP	.0000	IN.
SCALE	.0000	

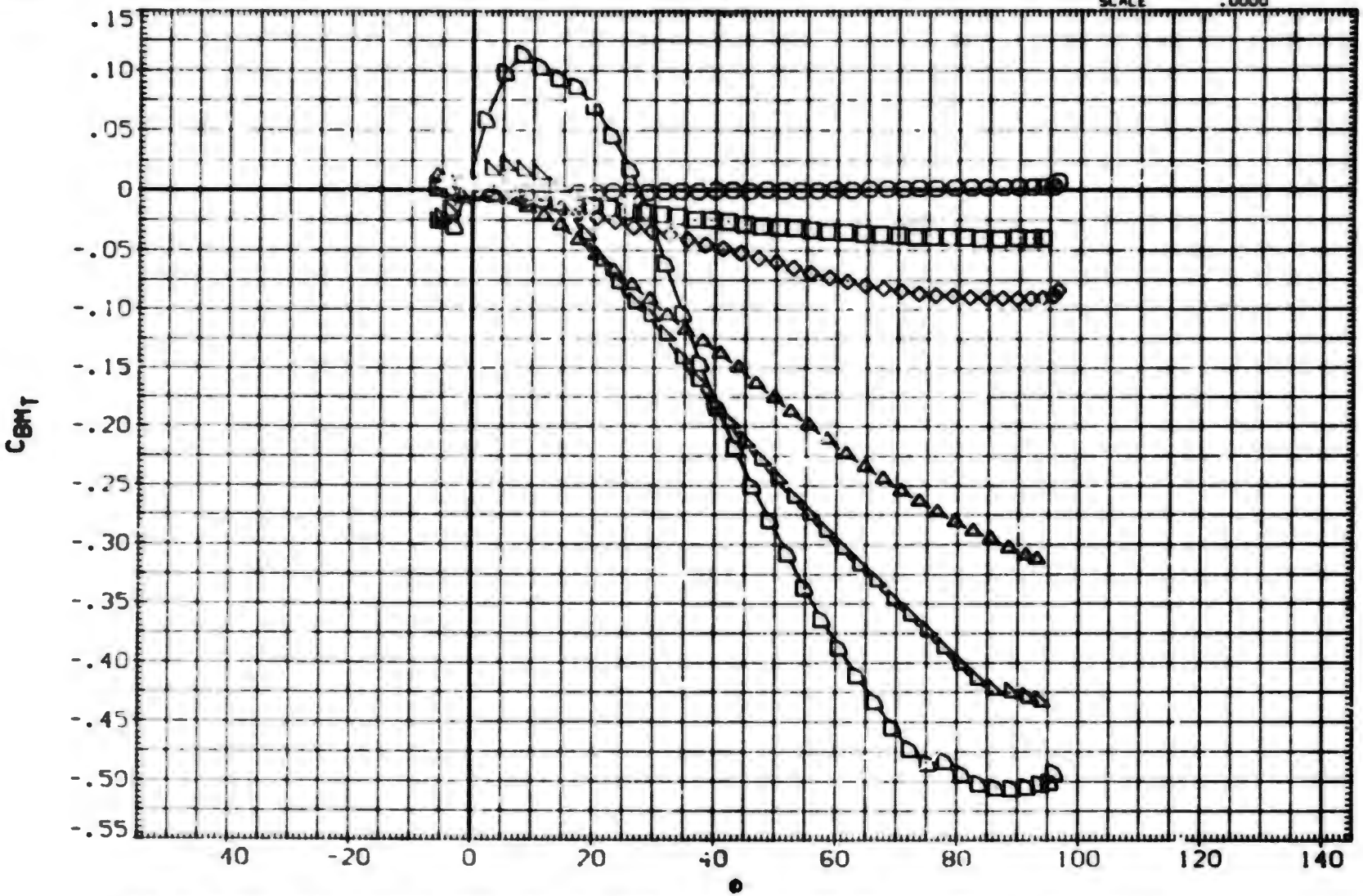

FIN AERODYNAMIC CHARACTERISTICS AS A FUNCTION OF ROLL ANGLE. BIT11 (FIN 1)

(B)MACH = 1.00

DATA SET	SYMBOL	CONFIGURATION DESCRIPTION	ALPHA	LAMBDA	RT.CRD	SEMSPN
(S*A023)	○	MDAC 261/AEDC 52 BODY-TAIL. BIT11 (TAIL FIN. T1)	.000	1.000	3.749	1.875
(S*A025)	□	MDAC 261/AEDC 52 BODY-TAIL. BIT11 (TAIL FIN. T1)	2.000	1.000	3.749	1.875
(S*A026)	◇	MDAC 261/AEDC 52 BODY-TAIL. BIT11 (TAIL FIN. T1)	4.000	1.000	3.749	1.875
(S*A029)	△	MDAC 261/AEDC 52 BODY-TAIL. BIT11 (TAIL FIN. T1)	10.000	1.000	3.749	1.875
(S*A031)	△	MDAC 261/AEDC 52 BODY-TAIL. BIT11 (TAIL FIN. T1)	14.800	1.000	3.749	1.875
(S*A034)	⬠	MDAC 261/AEDC 52 BODY-TAIL. BIT11 (TAIL FIN. T1)	20.000	1.000	3.749	1.875

REFERENCE INFORM.		ION
SREF	7.0280	SQ.IN.
LREF	3.7490	IN.
BREF	1.8750	IN.
XMRP	.4500	IN.
YMRP	.0000	IN.
ZMRP	.0000	IN.
SCALE	.0000	

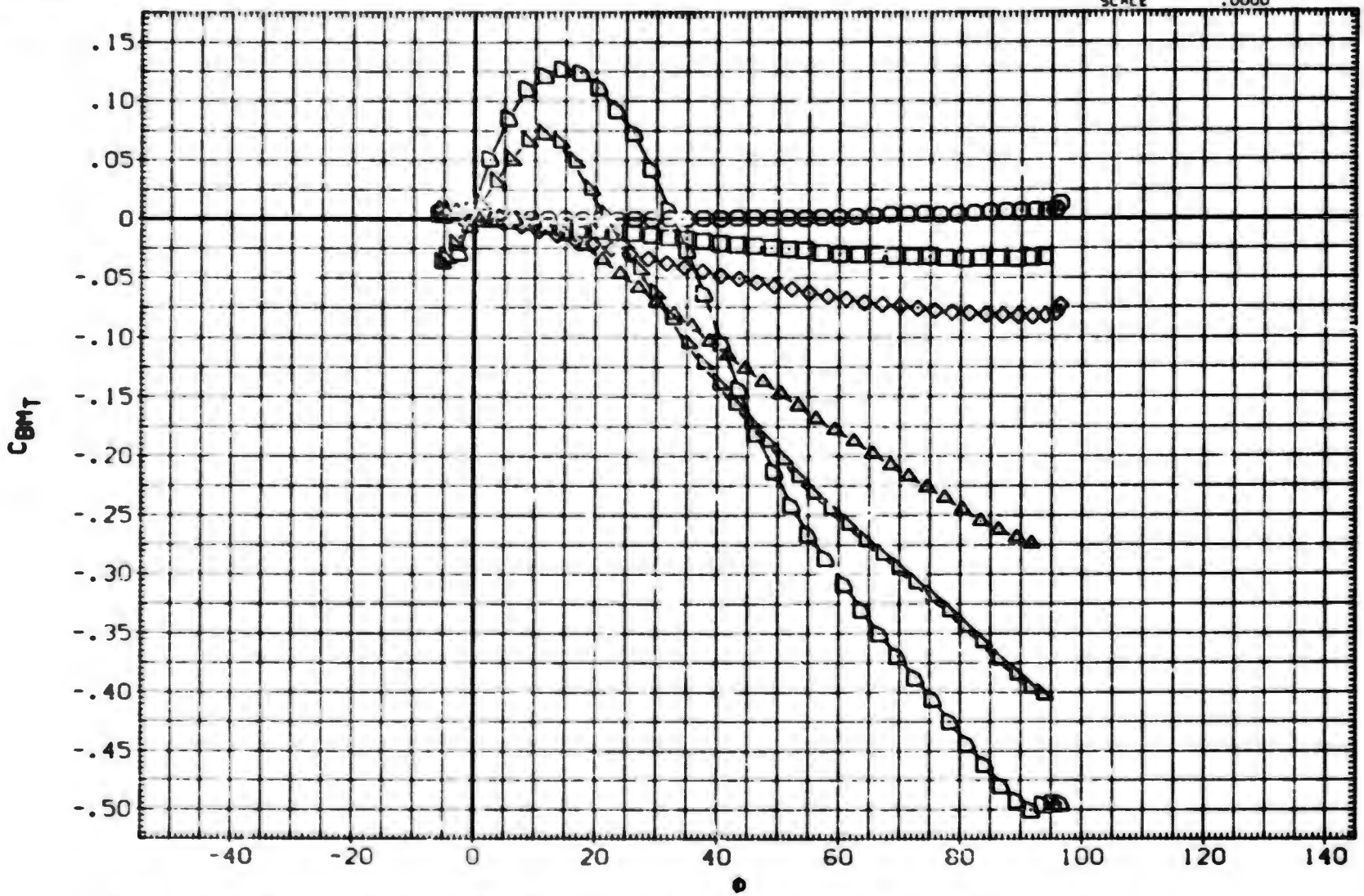

FIN AERODYNAMIC CHARACTERISTICS AS A FUNCTION OF ROLL ANGLE. BIT11 (FIN 1)

(C)MACH = 1.20

DATA SET	SYMBOL	CONFIGURATION DESCRIPTION	ALPHA	LAMBDA	RT.CRD	SEMSPN
(SXA023)	○	MDAC 261/AEDC 52 BODY-TAIL. BITII (TAIL FIN. TI)	.000	1.000	3.749	1.875
(SXA025)	□	MDAC 261/AEDC 52 BODY-TAIL. BITII (TAIL FIN. TI)	2.000	1.000	3.749	1.875
(SXA026)	◇	MDAC 261/AEDC 52 BODY-TAIL. BITII (TAIL FIN. TI)	4.000	1.000	3.749	1.875
(SXA029)	△	MDAC 261/AEDC 52 BODY-TAIL. BITII (TAIL FIN. TI)	10.500	1.000	3.749	1.875
(SXA031)	▷	MDAC 261/AEDC 52 BODY-TAIL. BITII (TAIL FIN. TI)	14.800	1.000	3.749	1.875
(SXA034)	D	DATA NOT AVAILABLE	20.000	1.000	3.749	1.875

REFERENCE INFORMATION		
SREF	7.0280	SQ. IN.
LREF	3.7490	IN.
BREF	1.8750	IN.
XMRP	.4500	IN.
YMRP	.0000	IN.
ZMRP	.0000	IN.
SCALE	.0000	

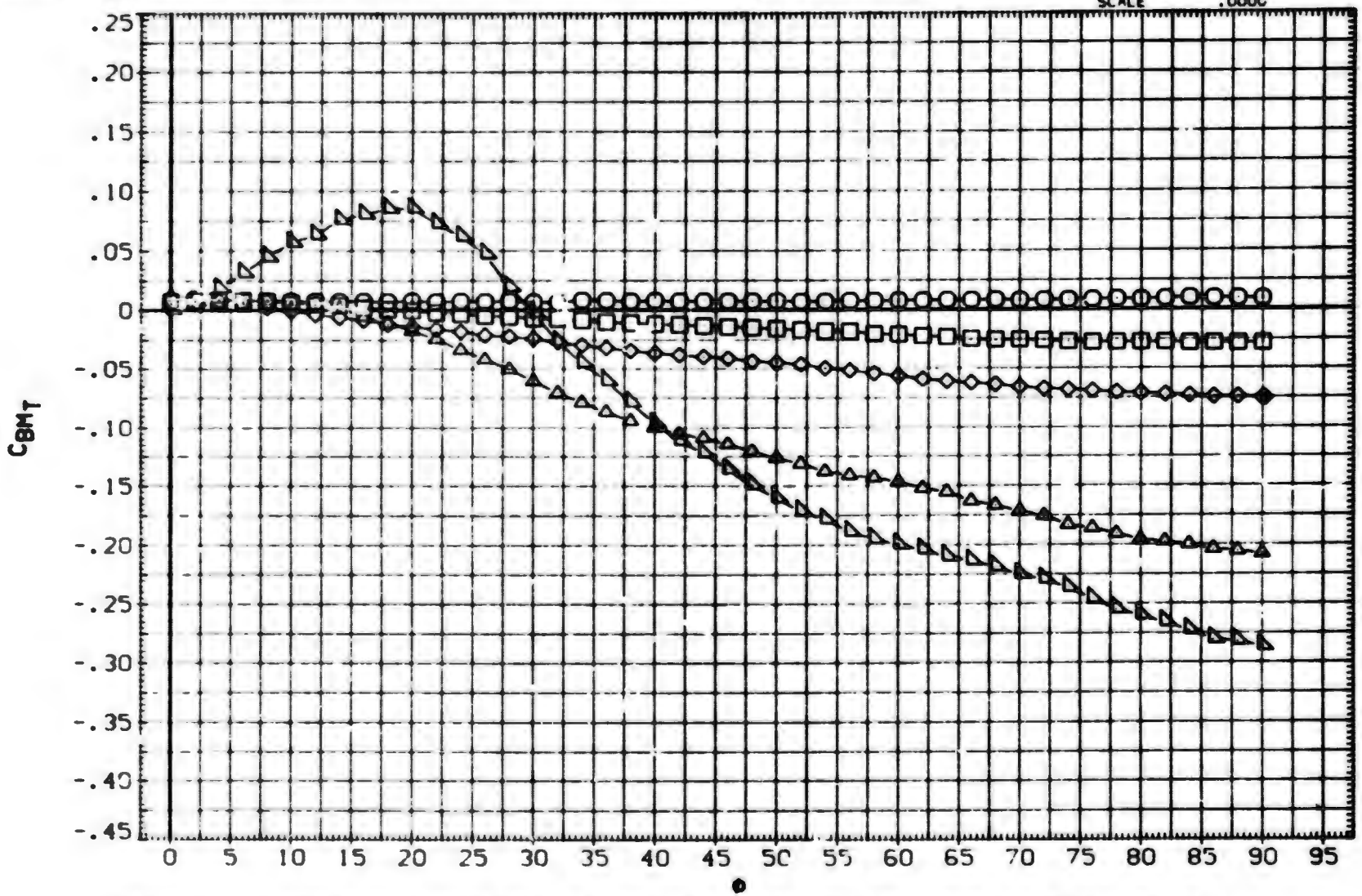

FIN AERODYNAMIC CHARACTERISTICS AS A FUNCTION OF ROLL ANGLE. BITII (FIN 1)

(D)MACH = 1.76

DATA SET	SYMBOL	CONFIGURATION DESCRIPTION	ALPHA	LAMBDA	RT.CRD	SEMSPN
(SXA023)	○	MDAC 261/AEDC 52 BODY-TAIL. BIT11 (TAIL FIN. T1)	.000	1.000	3.749	1.875
(SXA025)	□	MDAC 261/AEDC 52 BODY-TAIL. BIT11 (TAIL FIN. T1)	2.000	1.000	3.749	1.875
(SXA026)	◇	MDAC 261/AEDC 52 BODY-TAIL. BIT11 (TAIL FIN. T1)	4.000	1.000	3.749	1.875
(SXA029)	△	MDAC 261/AEDC 52 BODY-TAIL. BIT11 (TAIL FIN. T1)	10.500	1.000	3.749	1.875
(SXA031)	◺	MDAC 261/AEDC 52 BODY-TAIL. BIT11 (TAIL FIN. T1)	14.900	1.000	3.749	1.875
(SXA034)	◸	DATA NOT AVAILABLE	20.000	1.000	3.749	1.875

REFERENCE INFORMATION		
SREF	7.0280	SQ.IN.
LREF	3.7490	IN.
BREF	1.8750	IN.
XMRP	.4500	IN.
YMRP	.0000	IN.
ZMRP	.0000	IN.
SCALE	.0000	

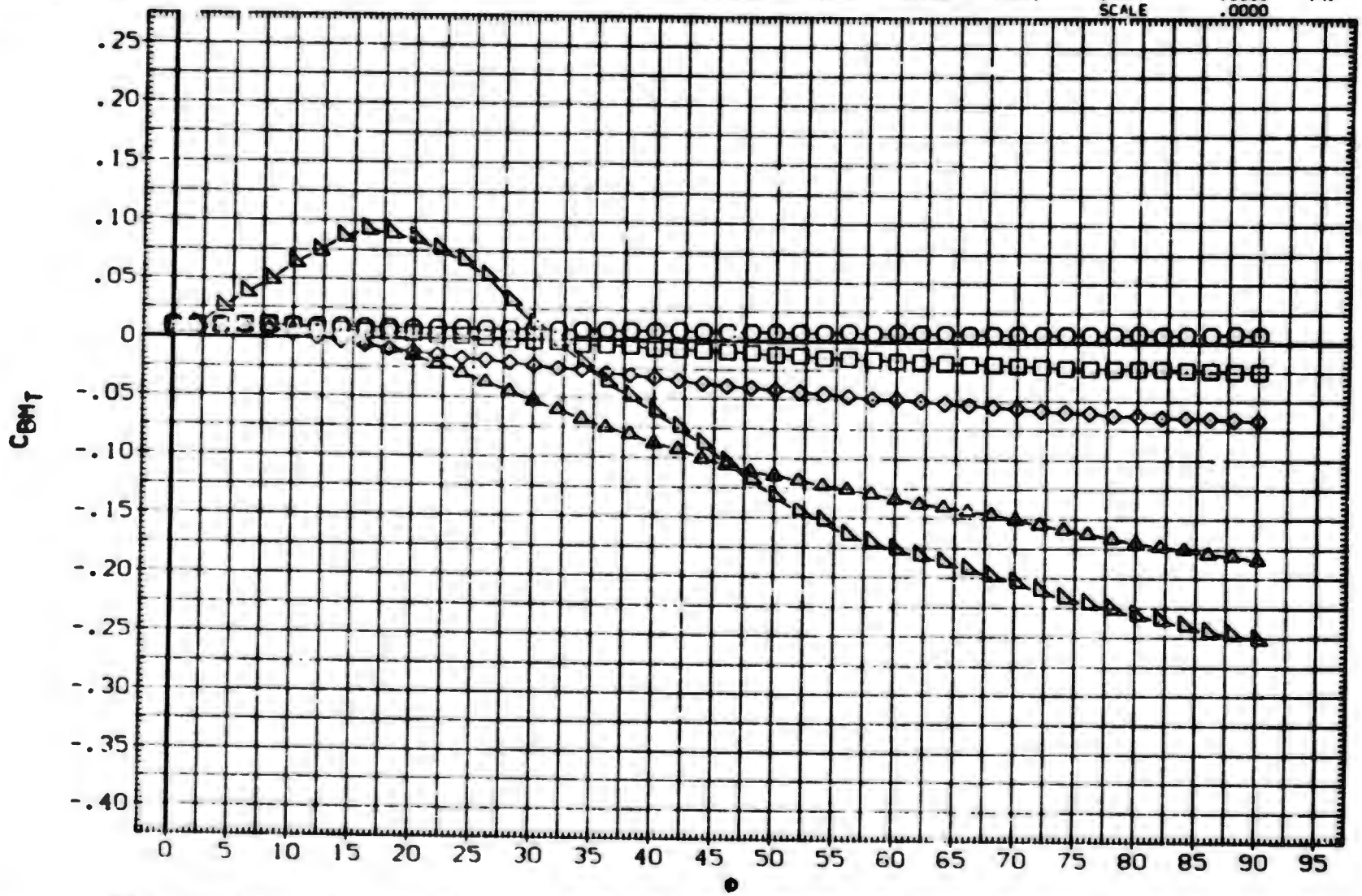

FIN AERODYNAMIC CHARACTERISTICS AS A FUNCTION OF ROLL ANGLE. BIT11 (FIN 1)

(C)MACH = 2.00

DATA SET	SYMBOL	CONFIGURATION DESCRIPTION	ALPHA	LAMBDA	RT.CRD	SEMSPN
(SxA023)	○	MDAC 261/AEDC 52 BODY-TAIL. BITII (TAIL FIN. TI)	.000	1.000	3.749	1.875
(SxA025)	□	MDAC 261/AEDC 52 BODY-TAIL. BITII (TAIL FIN. TI)	2.000	1.000	3.749	1.875
(SxA026)	◇	MDAC 261/AEDC 52 BODY-TAIL. BITII (TAIL FIN. TI)	4.000	1.000	3.749	1.875
(SxA029)	△	MDAC 261/AEDC 52 BODY-TAIL. BITII (TAIL FIN. TI)	10.500	1.000	3.749	1.875
(SxA031)	◺	MDAC 261/AEDC 52 BODY-TAIL. BITII (TAIL FIN. TI)	14.000	1.000	3.749	1.875
(SxA034)	◸	DATA NOT AVAILABLE	20.000	1.000	3.749	1.875

REFERENCE INFORMATION		
SREF	7.0280	SQ.IN.
LREF	3.7490	IN.
BREF	1.8750	IN.
XMRP	.4000	IN.
YMRP	.0000	IN.
ZMRP	.0000	IN.
SCALE	.0000	

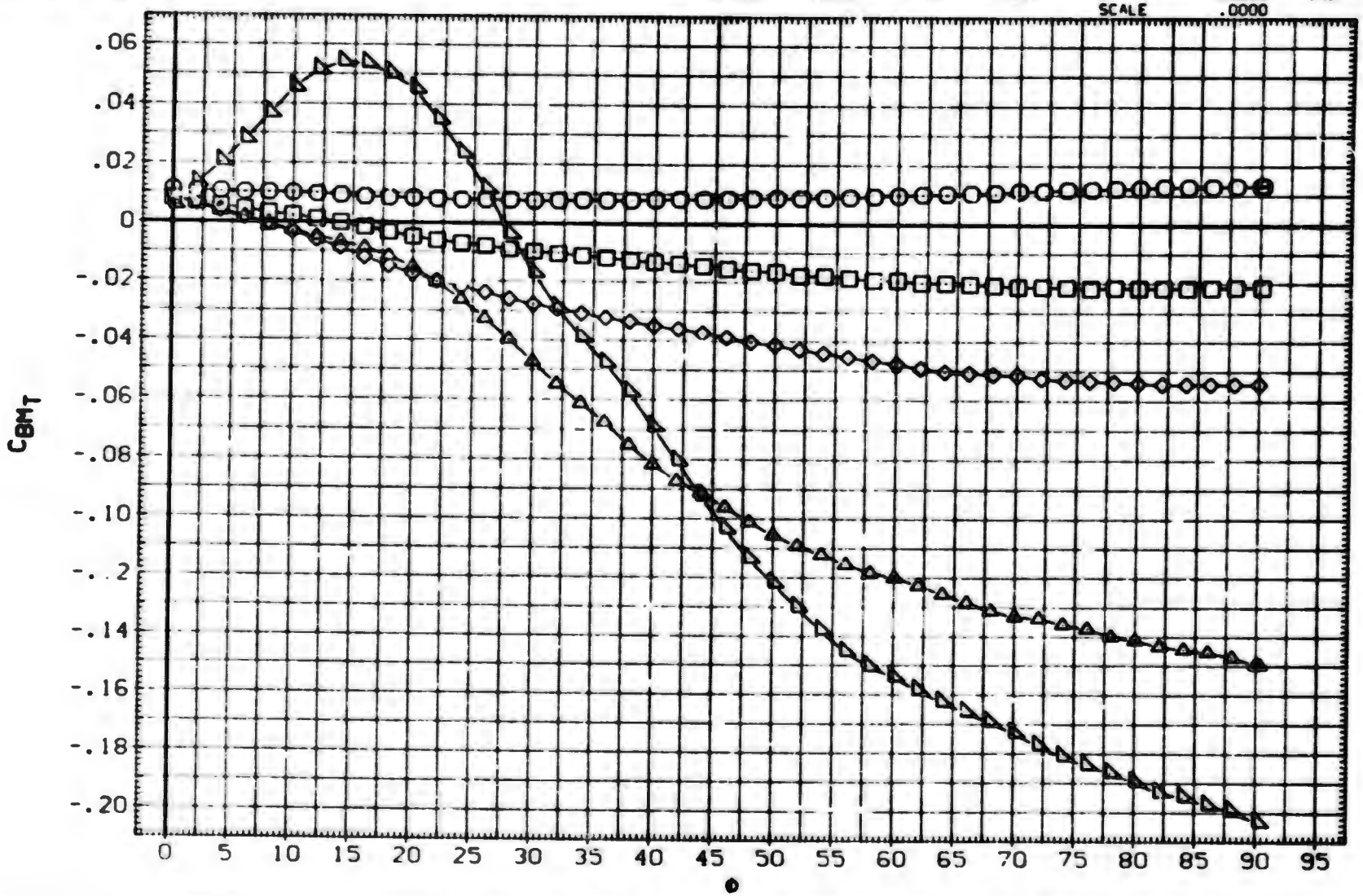

FIN AERODYNAMIC CHARACTERISTICS AS A FUNCTION OF ROLL ANGLE. BITII (FIN 1)

(F)MACH = 2.50

DATA SET	SYMBOL	CONFIGURATION DESCRIPTION
(SXA023)	○	MDAC 261/AEDC 52 BODY-TAIL. BIT11 (TAIL FIN. T1)
(SXA025)	□	MDAC 261/AEDC 52 BODY-TAIL. BIT11 (TAIL FIN. T1)
(SXA026)	◇	MDAC 261/AEDC 52 BODY-TAIL. BIT11 (TAIL FIN. T1)
(SXA029)	△	MDAC 261/AEDC 52 BODY-TAIL. BIT11 (TAIL FIN. T1)
(SXA031)	◺	MDAC 261/AEDC 52 BODY-TAIL. BIT11 (TAIL FIN. T1)
(SXA034)	◻	DATA NOT AVAILABLE

ALPHA	LAMBDA	RT.CRD	SEMSPN
.000	1.000	3.749	1.875
2.000	1.000	3.749	1.875
4.000	1.000	3.749	1.875
10.500	1.000	3.749	1.875
14.800	1.000	3.749	1.875
20.000	1.000	3.749	1.875

REFERENCE INFORMATION		
SREF	7.0280	SQ. IN.
LREF	3.7490	IN.
BREF	1.8750	IN.
XMRP	.4500	IN.
YMRP	.0000	IN.
ZMRP	.0000	IN.
SCALE	.0000	

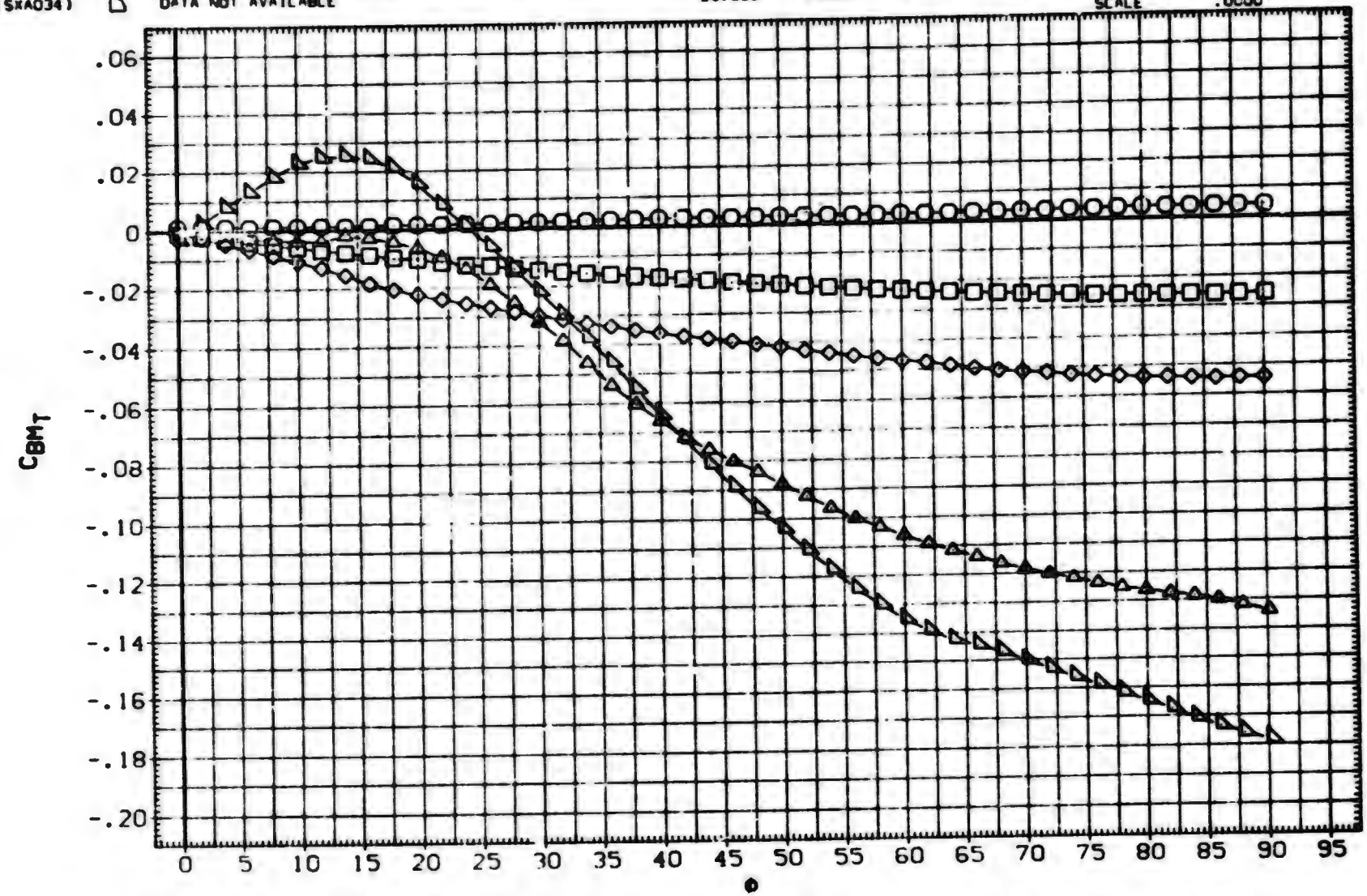

FIN AERODYNAMIC CHARACTERISTICS AS A FUNCTION OF ROLL ANGLE. BIT11 (FIN 1)

(G)MACH = 3.01

DATA SET	SYMBOL	CONFIGURATION DESCRIPTION
(SXA023)	○	MDAC 261/AEDC 52 BODY-TAIL. BIT11 (TAIL FIN. T1)
(SXA025)	□	MDAC 261/AEDC 52 BODY-TAIL. BIT11 (TAIL FIN. T1)
(SXA026)	◇	MDAC 261/AEDC 52 BODY-TAIL. BIT11 (TAIL FIN. T1)
(SXA029)	△	MDAC 261/AEDC 52 BODY-TAIL. BIT11 (TAIL FIN. T1)
(SXA031)	▷	DATA NOT AVAILABLE
(SXA034)	▷	DATA NOT AVAILABLE

ALPHA	LAMBDA	RT.CRD	SEMSPN
.000	1.000	3.749	1.875
2.000	1.000	3.749	1.875
4.000	1.000	3.749	1.875
10.500	1.000	3.749	1.875
14.800	1.000	3.749	1.875
20.000	1.000	3.749	1.875

REFERENCE INFORMATION

SREF	7.0280	SQ. IN.
LREF	3.7490	IN.
BREF	1.8750	IN.
XMRP	.4500	IN.
YMRP	.0000	IN.
ZMRP	.0000	IN.
SCALE	.0000	

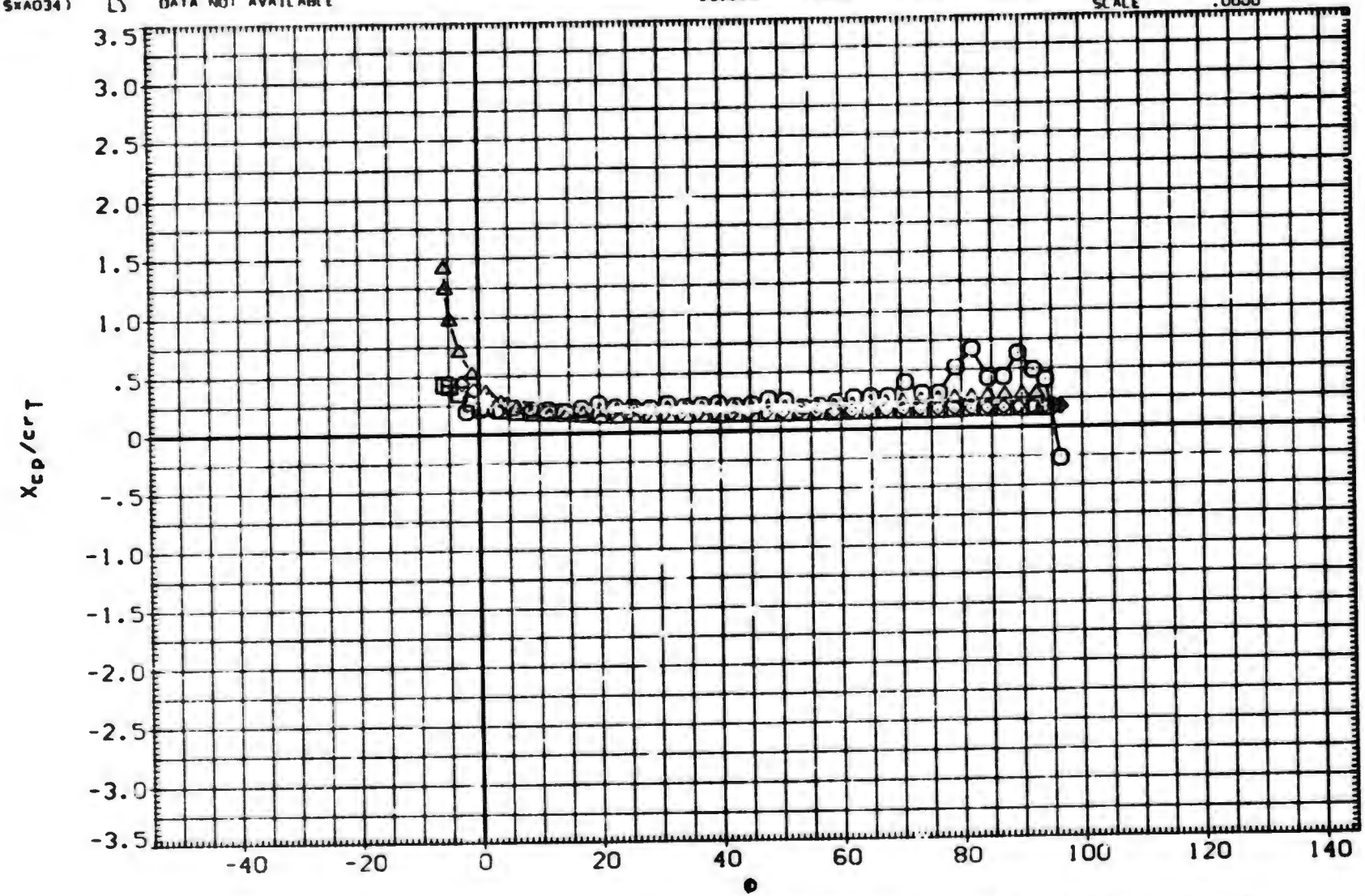

FIN AERODYNAMIC CHARACTERISTICS AS A FUNCTION OF ROLL ANGLE. BIT11 (FIN 1)

(A)MACH = .80

DATA SET	SYMBOL	CONFIGURATION DESCRIPTION	ALPHA	LAMBDA	RT.CRD	SEMSPN
(SXA023)	○	MDAC 261/AEDC 52 BODY-TAIL. BIT11 (TAIL FIN. T1)	.000	1.000	3.749	1.875
(SXA025)	□	MDAC 261/AEDC 52 BODY-TAIL. BIT11 (TAIL FIN. T1)	2.000	1.000	3.749	1.875
(SXA026)	◇	MDAC 261/AEDC 52 BODY-TAIL. BIT11 (TAIL FIN. T1)	4.000	1.000	3.749	1.875
(SXA029)	△	MDAC 261/AEDC 52 BODY-TAIL. BIT11 (TAIL FIN. T1)	10.500	1.000	3.749	1.875
(SXA031)	◁	MDAC 261/AEDC 52 BODY-TAIL. BIT11 (TAIL FIN. T1)	14.800	1.000	3.749	1.875
(SXA034)	▷	MDAC 261/AEDC 52 BODY-TAIL. BIT11 (TAIL FIN. T1)	20.000	1.000	3.749	1.875

REFERENCE INFORMATION

SREF	7.0280	SQ.IN.
LREF	3.7490	IN.
BREF	1.8750	IN.
XMRP	.4500	IN.
YMRP	.0000	IN.
ZMRP	.0000	IN.
SCALE	.0000	

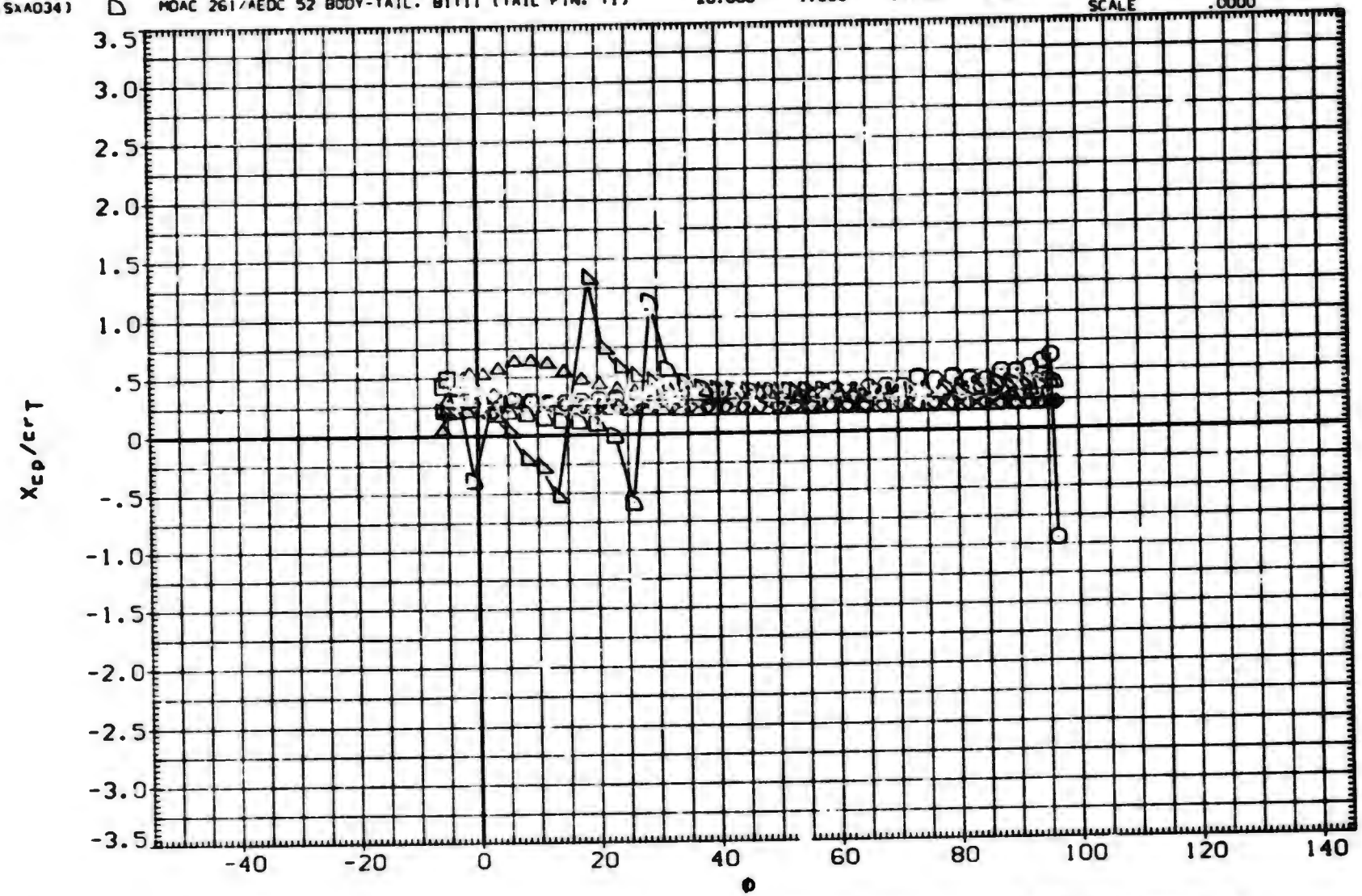

FIN AERODYNAMIC CHARACTERISTICS AS A FUNCTION OF ROLL ANGLE. BIT11 (FIN 1)

(B)MACH = 1.00

DATA SET	SYMBOL	CONFIGURATION DESCRIPTION	ALPHA	LAMBDA	RT.CRD	SEMSPN
(SXA023)	○	MDAC 261/AEDC 52 BODY-TAIL. BIT11 (TAIL FIN. T1)	.000	1.000	3.749	1.875
(SXA025)	□	MDAC 261/AEDC 52 BODY-TAIL. BIT11 (TAIL FIN. T1)	2.000	1.000	3.749	1.875
(SXA026)	◇	MDAC 261/AEDC 52 BODY-TAIL. BIT11 (TAIL FIN. T1)	4.000	1.000	3.749	1.875
(SXA029)	△	MDAC 261/AEDC 52 BODY-TAIL. BIT11 (TAIL FIN. T1)	10.000	1.000	3.749	1.875
(SXA031)	◺	MDAC 261/AEDC 52 BODY-TAIL. BIT11 (TAIL FIN. T1)	14.000	1.000	3.749	1.875
(SXA034)	◗	MDAC 261/AEDC 52 BODY-TAIL. BIT11 (TAIL FIN. T1)	20.000	1.000	3.749	1.875

REFERENCE INFORMATION		
SREF	7.0280	SQ.IN.
LREF	3.7490	IN.
BREF	1.8750	IN.
XMRP	.4500	IN.
YMRP	.0000	IN.
ZMRP	.0000	IN.
SCALE	.0000	

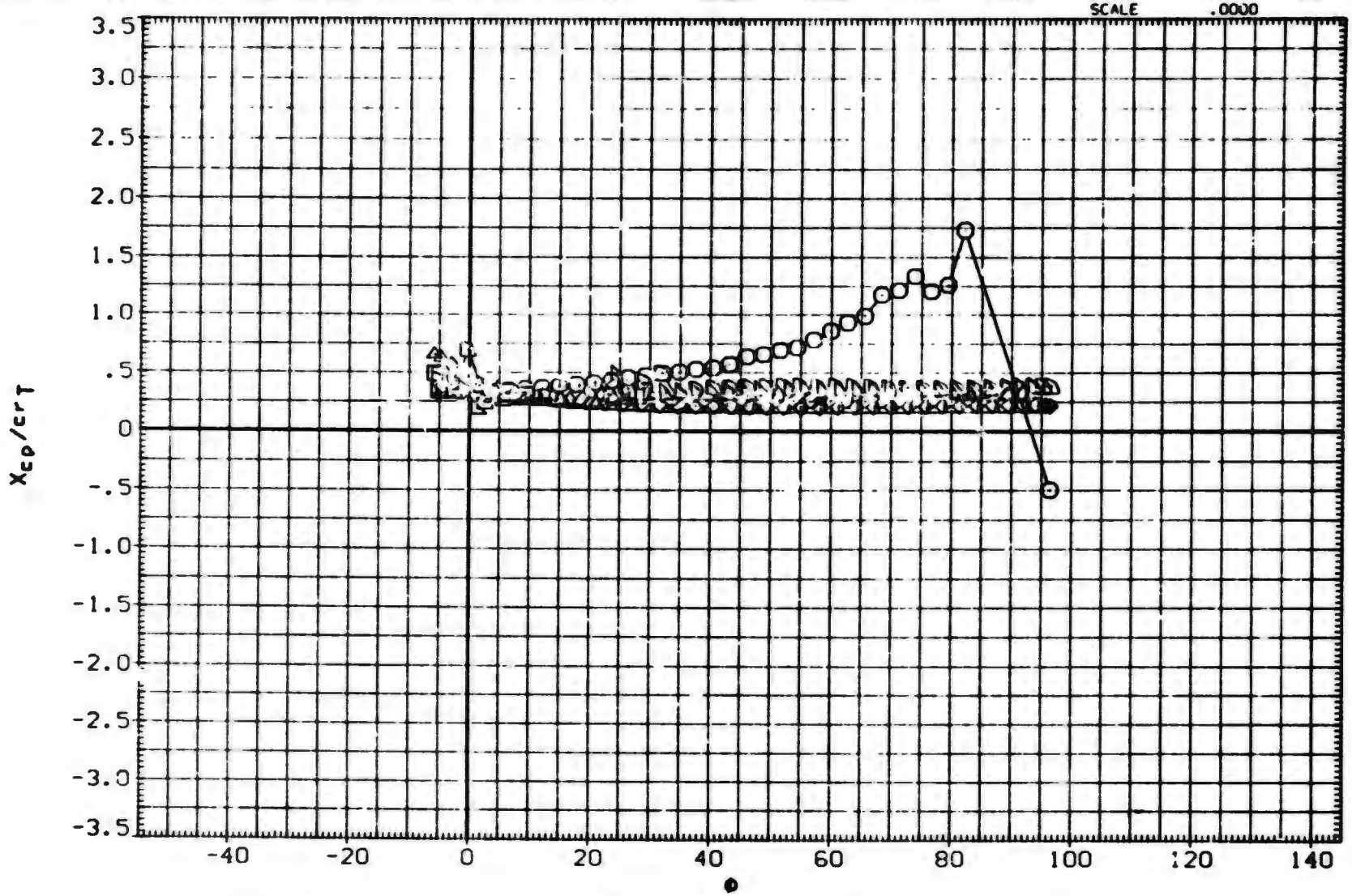

FIN AERODYNAMIC CHARACTERISTICS AS A FUNCTION OF ROLL ANGLE. BIT11 (FIN 1)

(C)MACH = 1.20

DATA SET	SYMBOL	CONFIGURATION DESCRIPTION	ALPHA	LAMBDA	RT.CRD	SEMSPN
(SXA023)	○	MDAC 261/AEDC 52 BODY-TAIL. BITI1 (TAIL FIN. T1)	.000	1.000	3.749	1.875
(SXA025)	□	MDAC 261/AEDC 52 BODY-TAIL. BITI1 (TAIL FIN. T1)	2.000	1.000	3.749	1.875
(SXA026)	◇	MDAC 261/AEDC 52 BODY-TAIL. BITI1 (TAIL FIN. T1)	4.000	1.000	3.749	1.875
(SXA029)	△	MDAC 261/AEDC 52 BODY-TAIL. BITI1 (TAIL FIN. T1)	10.500	1.000	3.749	1.875
(SXA031)	◺	MDAC 261/AEDC 52 BODY-TAIL. BITI1 (TAIL FIN. T1)	14.600	1.000	3.749	1.875
(SXA034)	D	DATA NOT AVAILABLE	20.000	1.000	3.749	1.875

REFERENCE INFORMATION		
SREF	7.0260	SQ. IN.
LREF	3.7490	IN.
BREF	1.8750	IN.
XMRP	.4500	IN.
YMRP	.0000	IN.
ZMRP	.0000	IN.
SCALE	.0000	

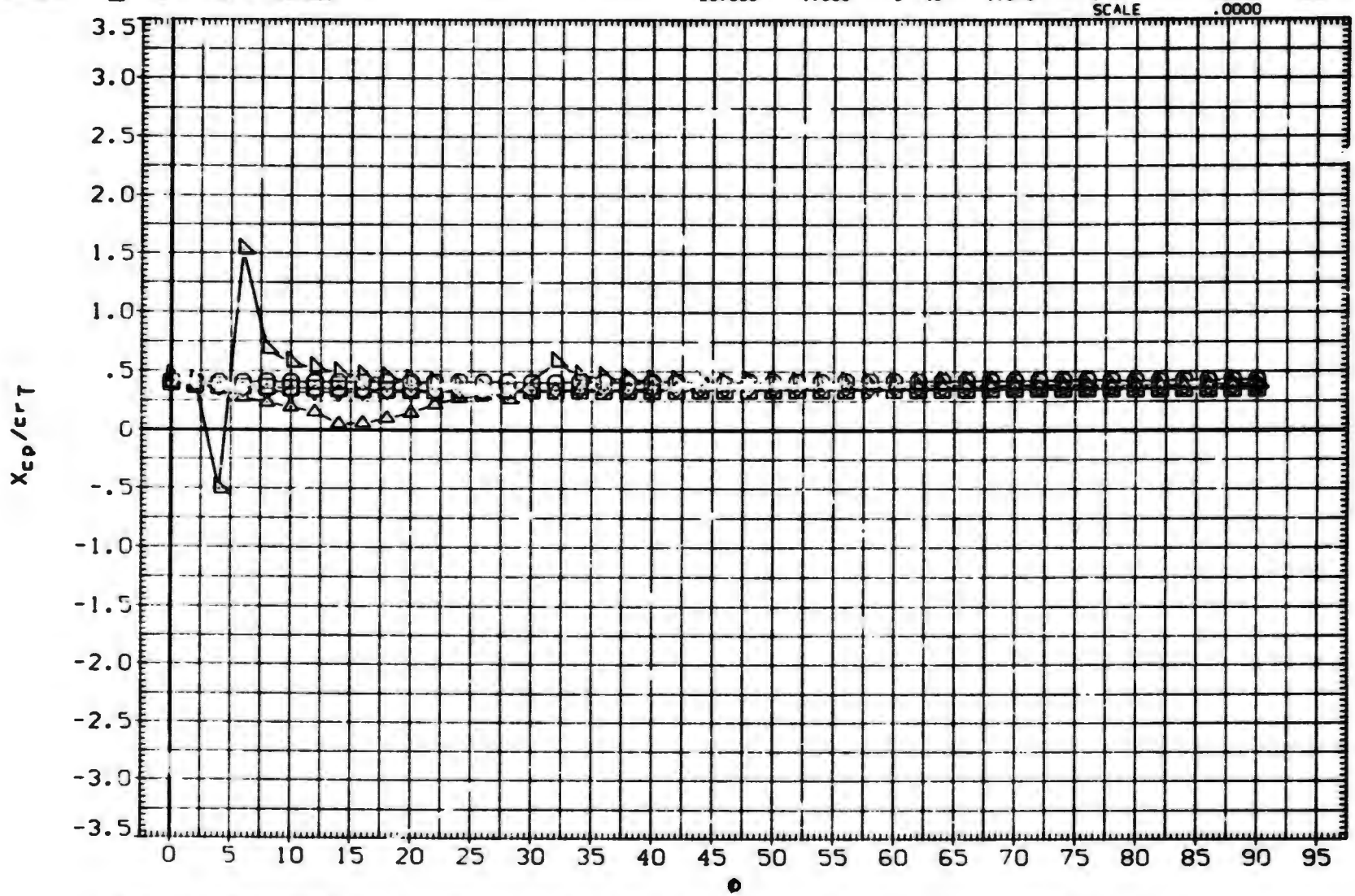

FIN AERODYNAMIC CHARACTERISTICS AS A FUNCTION OF ROLL ANGLE. BITI1 (FIN 1)

(D)MACH = 1.76

DATA SET	SYMBOL	CONFIGURATION DESCRIPTION
(SXA023)	○	MDAC 261/AEDC 52 BODY-TAIL. BIT11 (TAIL FIN. T1)
(SXA025)	□	MDAC 261/AEDC 52 BODY-TAIL. BIT11 (TAIL FIN. T1)
(SXA026)	◇	MDAC 261/AEDC 52 BODY-TAIL. BIT11 (TAIL FIN. T1)
(SXA029)	△	MDAC 261/AEDC 52 BODY-TAIL. BIT11 (TAIL FIN. T1)
(SXA031)	▷	MDAC 261/AEDC 52 BODY-TAIL. BIT11 (TAIL FIN. T1)
(SXA034)	[ ]	DATA NOT AVAILABLE

ALPHA	LAMBDA	RT.CRD	SEMSPN
.000	1.000	3.749	1.875
2.000	1.000	3.749	1.875
4.000	1.000	3.749	1.875
10.500	1.000	3.749	1.875
14.800	1.000	3.749	1.875
20.000	1.000	3.749	1.875

REFERENCE INFORMATION

SREF	7.0280	SQ. IN.
LREF	3.7490	IN.
BREF	1.8750	IN.
XMRP	.4500	IN.
YMRP	.0000	IN.
ZMRP	.0000	IN.
SCALE	.0000	

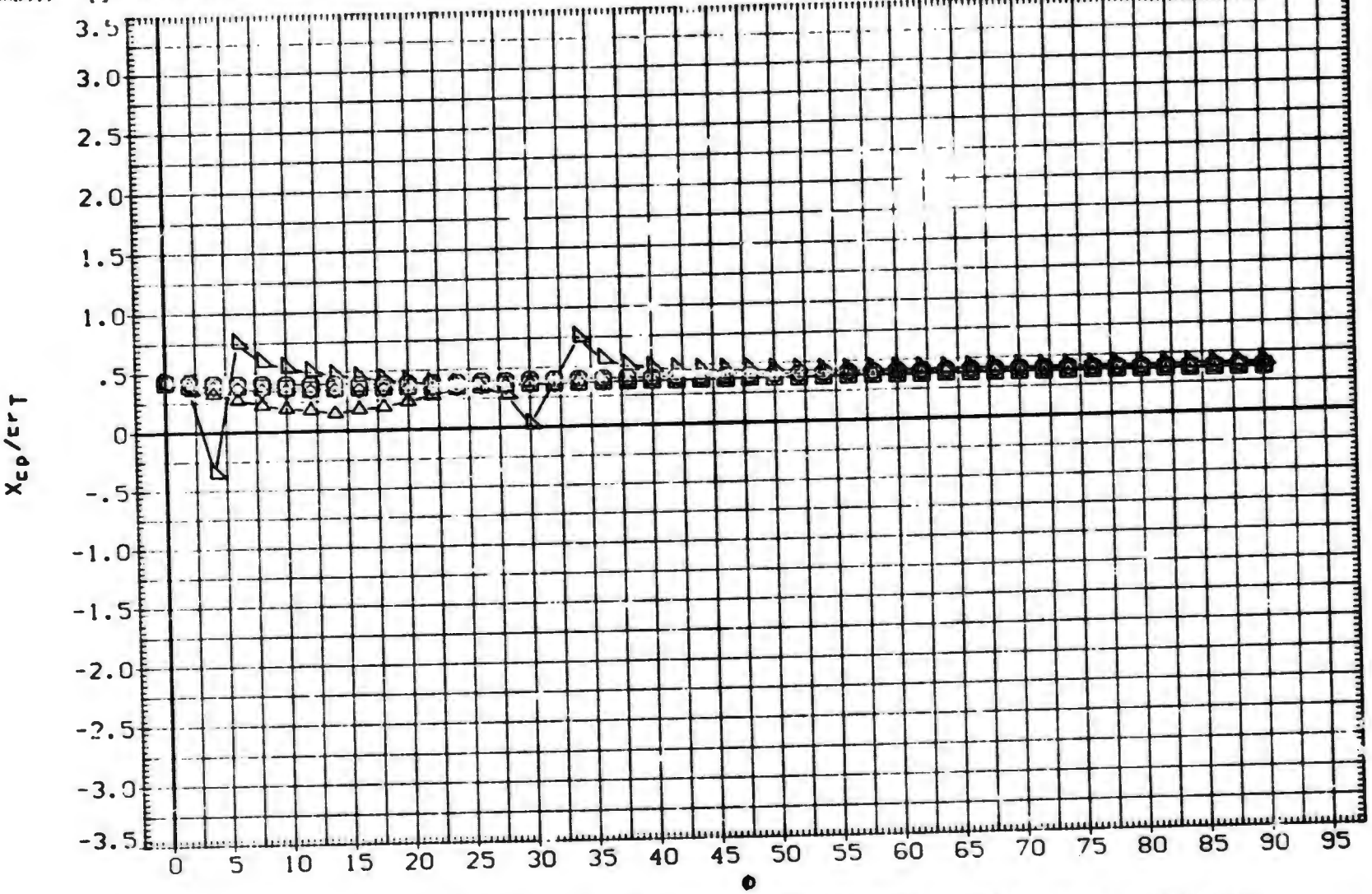

FIN AERODYNAMIC CHARACTERISTICS AS A FUNCTION OF ROLL ANGLE. BIT11 (FIN 1)

(E)MACH = 2.00

DATA SET	SYMBOL	CONFIGURATION DESCRIPTION	ALPHA	LAMBDA	RT.CRD	SEMSPN
(SXA023)	○	MDAC 261/AEDC 52 BODY-TAIL. BITI1 (TAIL FIN. T1)	.000	1.000	3.749	1.875
(SXA025)	□	MDAC 261/AEDC 52 BODY-TAIL. BITI1 (TAIL FIN. T1)	2.000	1.000	3.749	1.875
(SXA026)	◇	MDAC 261/AEDC 52 BODY-TAIL. BITI1 (TAIL FIN. T1)	4.000	1.000	3.749	1.875
(SXA029)	△	MDAC 261/AEDC 52 BODY-TAIL. BITI1 (TAIL FIN. T1)	10.500	1.000	3.749	1.875
(SXA031)	◺	MDAC 261/AEDC 52 BODY-TAIL. BITI1 (TAIL FIN. T1)	14.800	1.000	3.749	1.875
(SXA034)	◺	DATA NOT AVAILABLE	20.300	1.000	3.749	1.875

REFERENCE INFORMATION		
SREF	7.0280	SQ.IN.
LREF	3.7490	IN.
BREF	1.8750	IN.
XMRP	.4500	IN.
YMRP	.0000	IN.
ZMRP	.0000	IN.
SCALE	.0000	

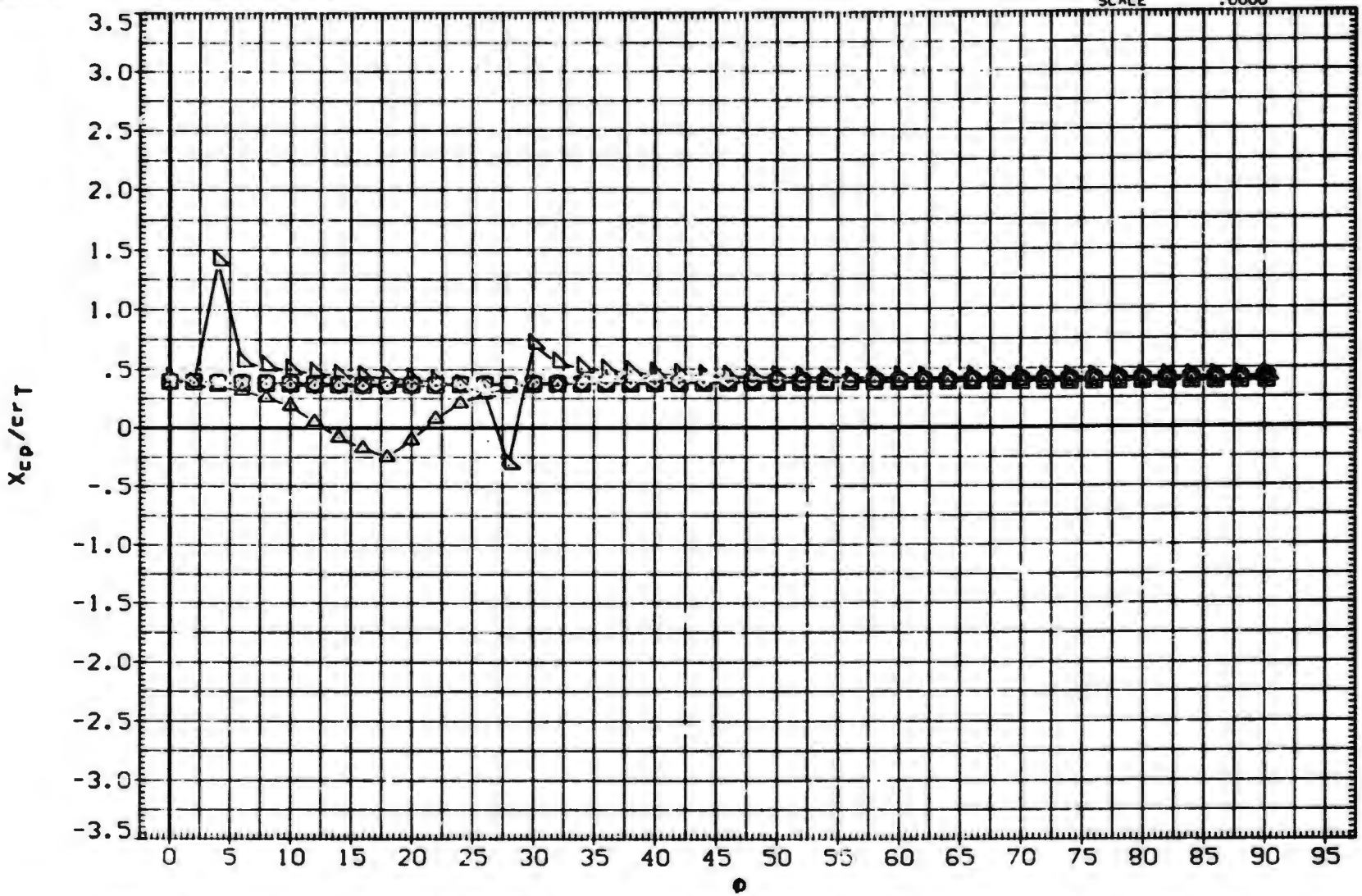

FIN AERODYNAMIC CHARACTERISTICS AS A FUNCTION OF ROLL ANGLE. BITI1 (FIN 1)

(F)MACH = 2.50

DATA SET	SYMBOL	CONFIGURATION DESCRIPTION	ALPHA	LAMBDA	RT.CRD	SEMSPN
(SXA023)	○	MDAC 261/AEDC 52 BODY-TAIL. BIT11 (TAIL FIN. T1)	.000	1.000	3.749	1.875
(SXA025)	□	MDAC 261/AEDC 52 BODY-TAIL. BIT11 (TAIL FIN. T1)	2.000	1.000	3.749	1.875
(SXA026)	◇	MDAC 261/AEDC 52 BODY-TAIL BIT11 (TAIL FIN. T1)	4.000	1.000	3.749	1.875
(SXA029)	△	MDAC 261/AEDC 52 BODY-TAIL. BIT11 (TAIL FIN. T1)	10.500	1.000	3.749	1.875
(SXA031)	▷	MDAC 261/AEDC 52 BODY-TAIL. BIT11 (TAIL FIN. T1)	14.000	1.000	3.749	1.875
(SXA034)	D	DATA NOT AVAILABLE	20.000	1.000	3.749	1.875

REFERENCE INFORMATION

SREF	7.0280	SQ. IN.
LREF	3.7490	IN.
BREF	1.8750	IN.
XMRP	.4500	IN.
YMRP	.0000	IN.
ZMRP	.0000	IN.
SCALE	.0000	

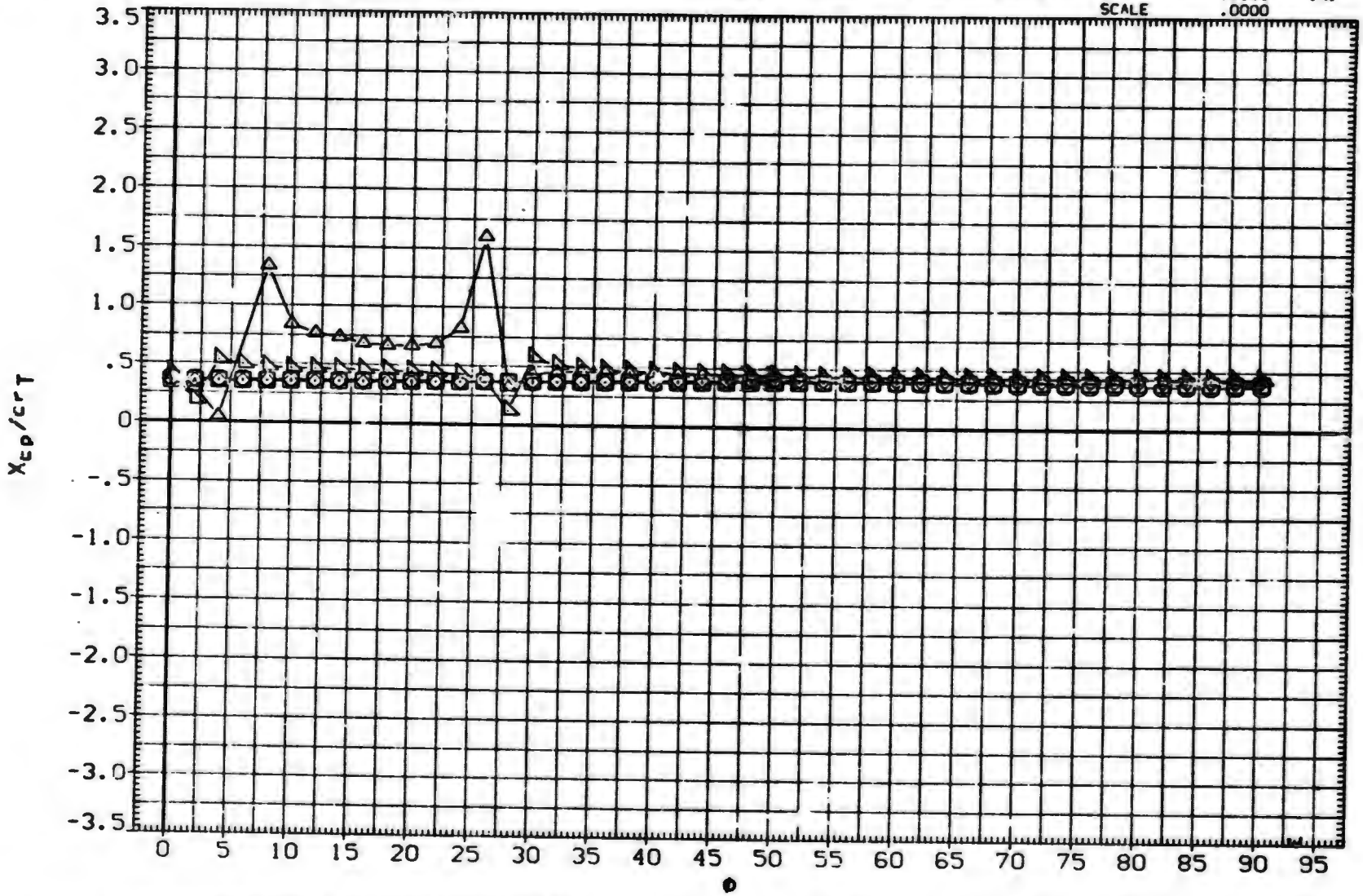

FIN AERODYNAMIC CHARACTERISTICS AS A FUNCTION OF ROLL ANGLE. BIT11 (FIN 1)

(G)MACH = 3.01

DATA SET	SYMBOL	CONFIGURATION DESCRIPTION	ALPHA	LAMBDA	RT.CRD	SEMSPN
(SXA023)	○	MDAC 261/AEDC 52 BODY-TAIL. B1T11 (TAIL FIN. T1)	.000	1.000	3.749	1.875
(SXA025)	□	MDAC 261/AEDC 52 BODY-TAIL. B1T11 (TAIL FIN. T1)	2.000	1.000	3.749	1.875
(SXA026)	◇	MDAC 261/AEDC 52 BODY-TAIL. B1T11 (TAIL FIN. T1)	4.000	1.000	3.749	1.875
(SXA029)	△	MDAC 261/AEDC 52 BODY-TAIL. B1T11 (TAIL FIN. T1)	10.500	1.000	3.749	1.875
(SXA031)	◭	DATA NOT AVAILABLE	14.800	1.000	3.749	1.875
(SXA034)	◮	DATA NOT AVAILABLE	20.000	1.000	3.749	1.875

REFERENCE INFORMATION		
SREF	7.0280	SQ. IN.
LREF	3.7490	IN.
BREF	1.8750	IN.
XMRP	.4500	IN.
YMRP	.0000	IN.
ZMRP	.0000	IN.
SCALE	.0000	

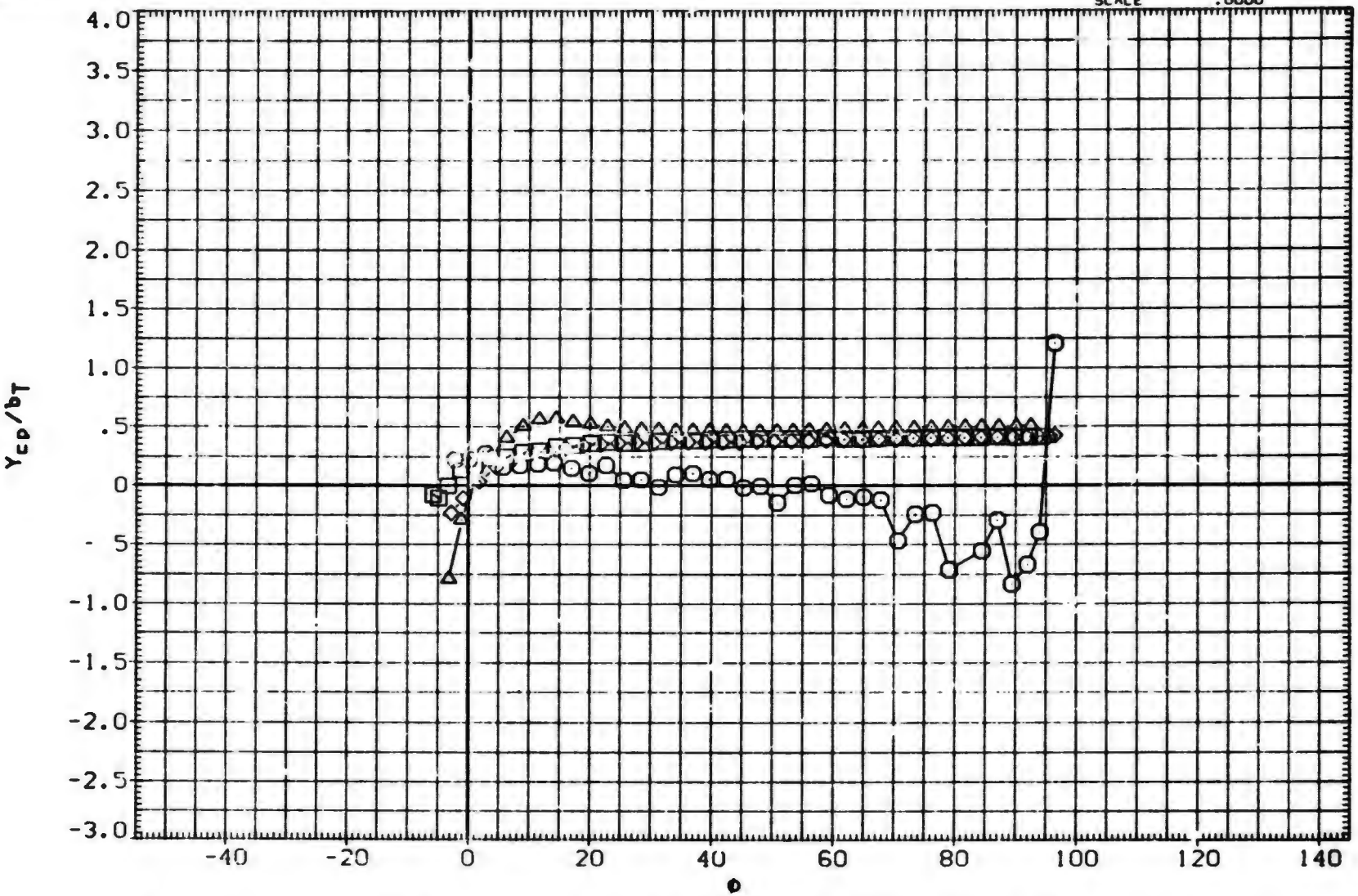

FIN AERODYNAMIC CHARACTERISTICS AS A FUNCTION OF ROLL ANGLE. B1T11 (FIN 1)

(A)MACH = .80

DATA SET	SYMBOL	CONFIGURATION DESCRIPTION	ALPHA	LAMBDA	RT.CRD	SEMSPN
(SXA023)	○	MDAC 261/AEDC 52 BODY-TAIL. BIT11 (TAIL FIN. T1)	.000	1.000	3.749	1.875
(SXA025)	□	MDAC 261/AEDC 52 BODY-TAIL. BIT11 (TAIL FIN. T1)	2.000	1.000	3.749	1.875
(SXA026)	◇	MDAC 261/AEDC 52 BODY-TAIL. BIT11 (TAIL FIN. T1)	4.000	1.000	3.749	1.875
(SXA029)	△	MDAC 261/AEDC 52 BODY-TAIL. BIT11 (TAIL FIN. T1)	10.500	1.000	3.749	1.875
(SXA031)	◺	MDAC 261/AEDC 52 BODY-TAIL. BIT11 (TAIL FIN. T1)	14.800	1.000	3.749	1.875
(SXA034)	D	MDAC 261/AEDC 52 BODY-TAIL. BIT11 (TAIL FIN. T1)	20.000	1.000	3.749	1.875

REFERENCE INFORMATION

SREF	7.0280	SQ.IN.
LREF	3.7490	IN.
BREF	1.8750	IN.
XMRP	.4500	IN.
YMRP	.0000	IN.
ZMRP	.0000	IN.
SCALE	.0000	

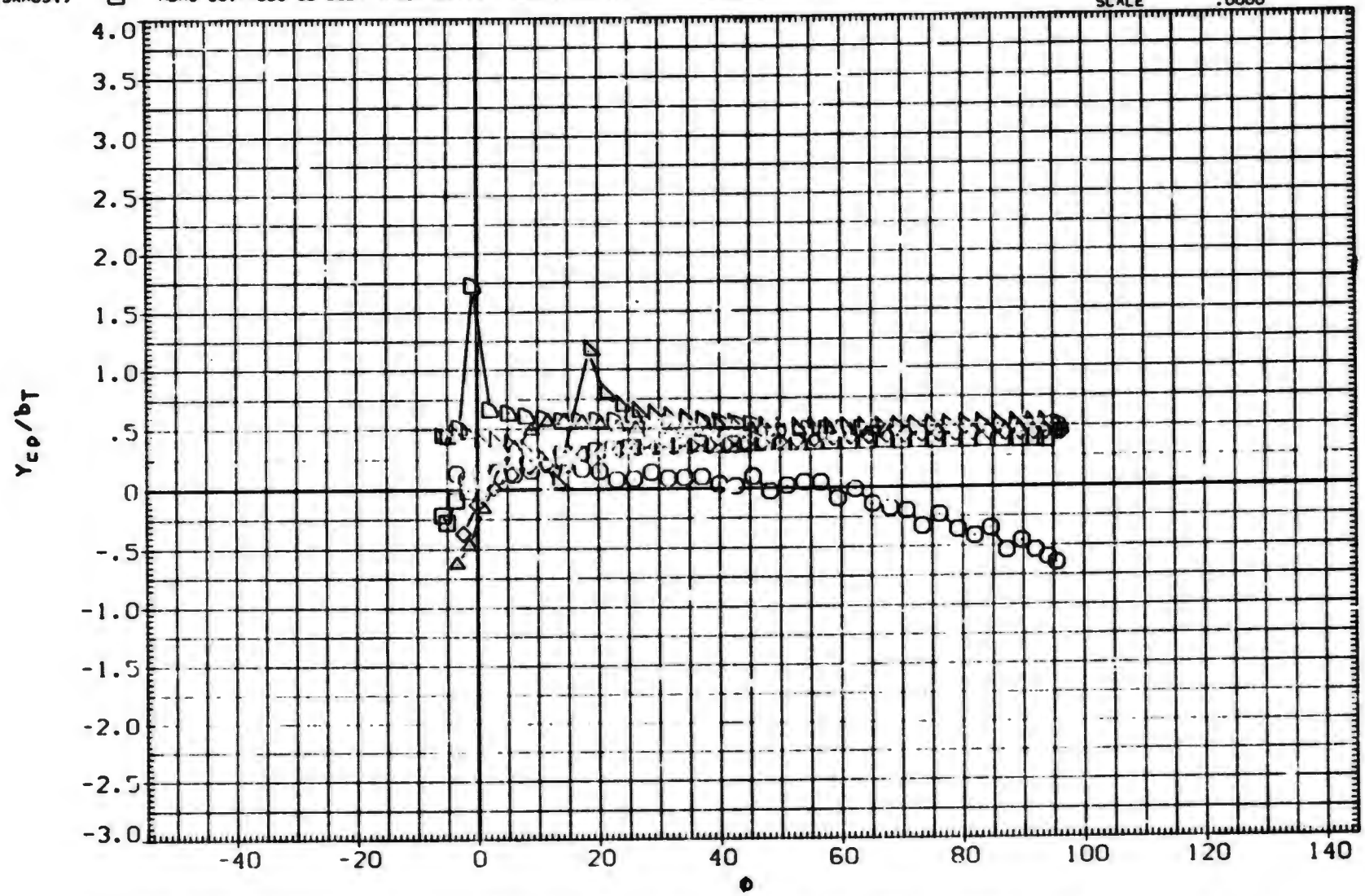

FIN AERODYNAMIC CHARACTERISTICS AS A FUNCTION OF ROLL ANGLE. BIT11 (FIN 1`

(B)MACH = 1.00

DATA SET	SYMBOL	CONFIGURATION DESCRIPTION	ALPHA	LAMBDA	PT.CRD	SEMSPN
(SXA023)	○	MDAC 261/AEDC 52 BODY-TAIL. BIT11 (TAIL FIN. T1)	.000	1.000	3.749	1.875
(SXA025)	□	MDAC 261/AEDC 52 BODY-TAIL. BIT11 (TAIL FIN. T1)	2.000	1.000	3.749	1.875
(SXA026)	◇	MDAC 261/AEDC 52 BODY-TAIL. BIT11 (TAIL FIN. T1)	4.000	1.000	3.749	1.875
(SXA029)	△	MDAC 261/AEDC 52 BODY-TAIL. BIT11 (TAIL FIN. T1)	10.500	1.000	3.749	1.875
(SXA031)	◺	MDAC 261/AEDC 52 BODY-TAIL. BIT11 (TAIL FIN. T1)	14.800	1.000	3.749	1.875
(SXA034)	D	MDAC 261/AEDC 52 BODY-TAIL. BIT11 (TAIL FIN. T1)	20.000	1.000	3.749	1.875

REFERENCE INFORMATION		
SREF	7.0280	SQ.IN.
LREF	3.7490	IN.
BREF	1.8750	IN.
XMRP	.4500	IN.
YMRP	.0000	IN.
ZMRP	.0000	IN.
SCALE	.0000	

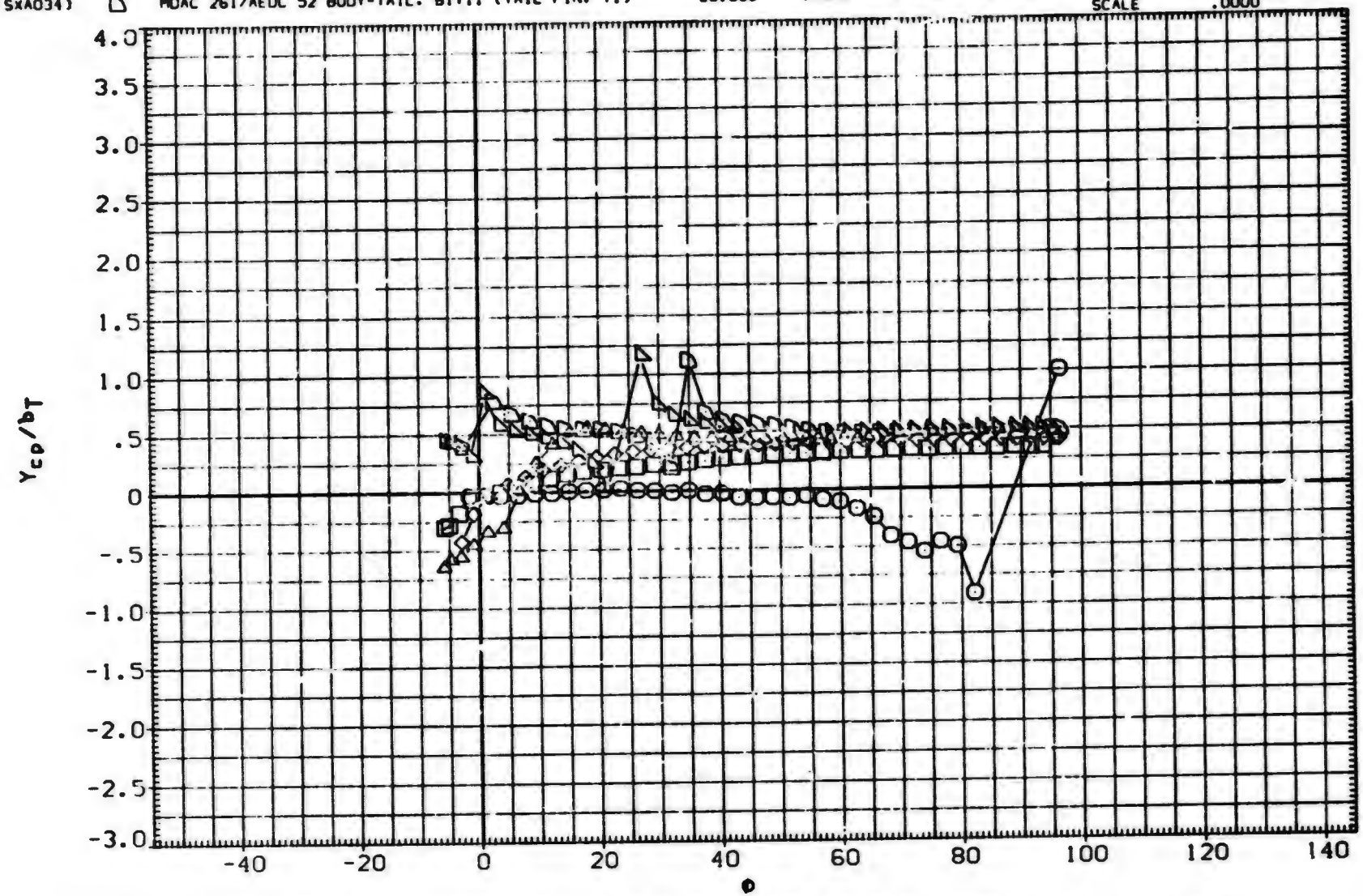

FIN AERODYNAMIC CHARACTERISTICS AS A FUNCTION OF ROLL ANGLE. BIT11 (FIN 1)

(C)MACH = 1.20

DATA SET	SYMBOL	CONFIGURATION DESCRIPTION	ALPHA	LAMBDA	RT.CRD	SEMSPN
(SXA023)	○	MDAC 261/AEDC 52 BODY-TAIL. B1T11 (TAIL FIN. T1)	.000	1.000	3.749	1.875
(SXA025)	□	MDAC 261/AEDC 52 BODY-TAIL. B1T11 (TAIL FIN. T1)	2.000	1.000	3.749	1.875
(SXA026)	◇	MDAC 261/AEDC 52 BODY-TAIL. B1T11 (TAIL FIN. T1)	4.000	1.000	3.749	1.875
(SXA029)	△	MDAC 261/AEDC 52 BODY-TAIL. B1T11 (TAIL FIN. T1)	10.500	1.000	3.749	1.875
(SXA031)	◺	MDAC 261/AEDC 52 BODY-TAIL. B1T11 (TAIL FIN. T1)	14.600	1.000	3.749	1.875
(SXA034)	D	DATA NOT AVAILABLE	20.000	1.000	3.749	1.875

REFERENCE INFORMATION

SREF	7.0280	SQ. IN.
LREF	3.7490	IN.
BREF	1.8750	IN.
XMRP	.4500	IN.
YMRP	.0000	IN.
ZMRP	.0000	IN.
SCALE	.0000	

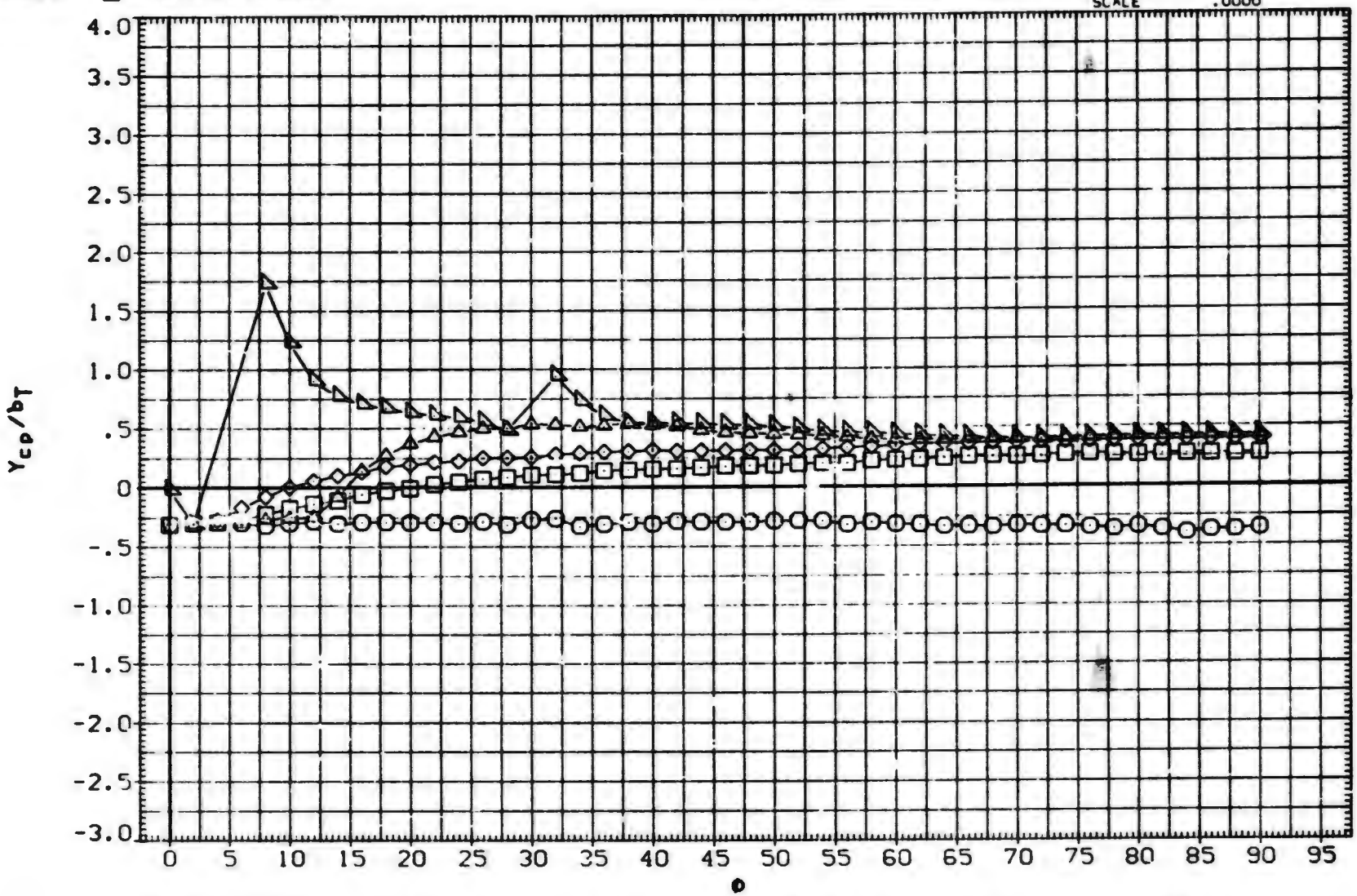

FIN AERODYNAMIC CHARACTERISTICS AS A FUNCTION OF ROLL ANGLE. B1T11 (FIN 1)

(D)MACH = 1.76

DATA SET	SYMBOL	CONFIGURATION DESCRIPTION	ALPHA	LAMBDA	RT.LND	SEMSPN
(SXA023)	○	MDAC 261/AEDC 52 BODY-TAIL. BIT11 (TAIL FIN. T1)	.000	1.000	3.749	1.875
(SXA025)	□	MDAC 261/AEDC 52 BODY-TAIL. BIT11 (TAIL FIN. T1)	2.000	1.000	3.749	1.875
(SXA026)	◇	MDAC 261/AEDC 52 BODY-TAIL. BIT11 (TAIL FIN. T1)	4.000	1.000	3.749	1.875
(SXA029)	△	MDAC 261/AEDC 52 BODY-TAIL. BIT11 (TAIL FIN. T1)	10.500	1.000	3.749	1.875
(SXA031)	◺	MDAC 261/AEDC 52 BODY-TAIL. BIT11 (TAIL FIN. T1)	14.800	1.000	3.749	1.875
(SXA034)	◺	DATA NOT AVAILABLE	20.000	1.000	3.749	1.875

REFERENCE INFORMATION

SREF	7.0280	SQ. IN.
LREF	3.7490	IN.
BREF	1.8750	IN.
XMRP	.4500	IN.
YMRP	.0000	IN.
ZMRP	.0000	IN.
SCALE	.0000	

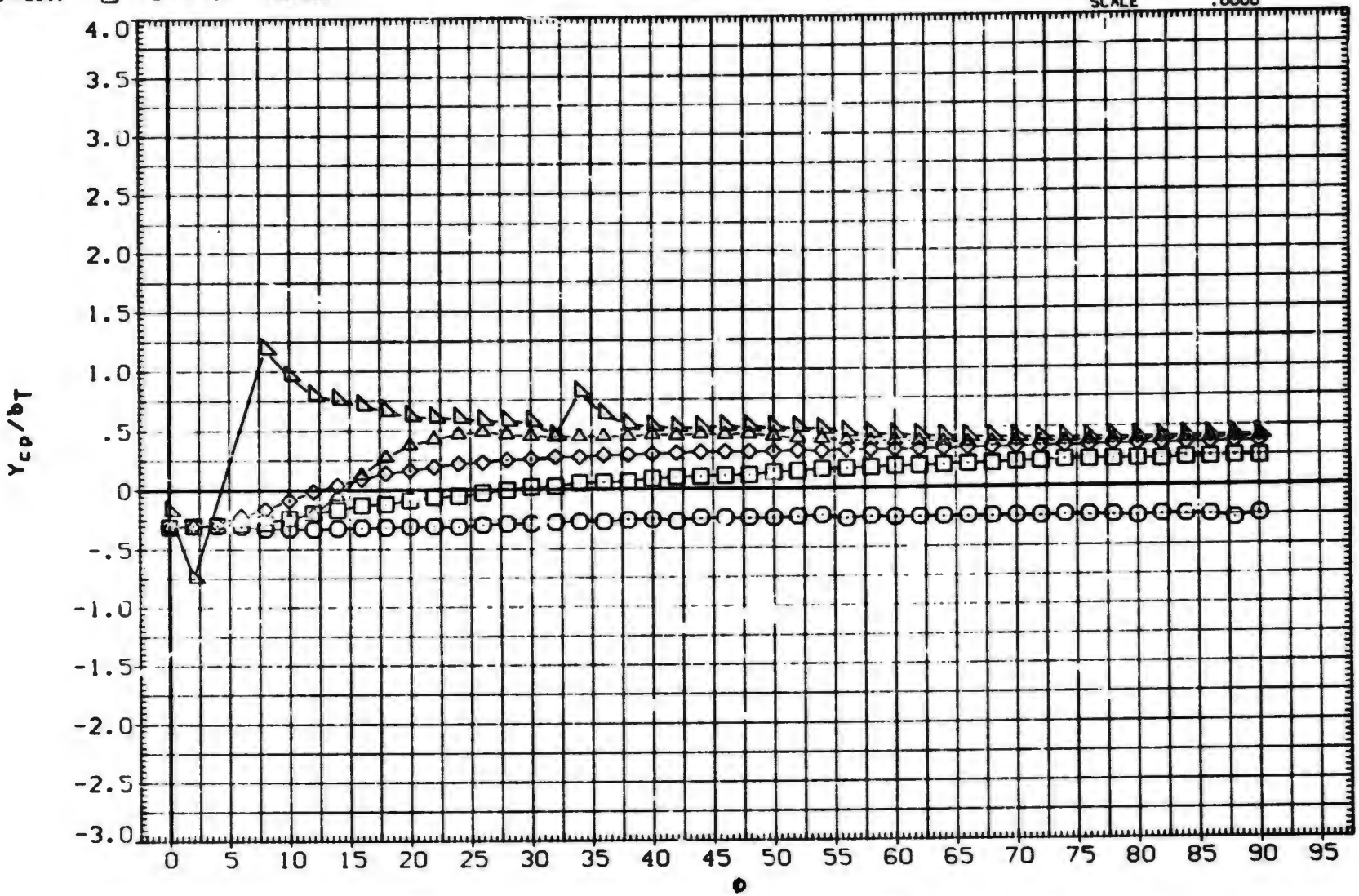

FIN AERODYNAMIC CHARACTERISTICS AS A FUNCTION OF ROLL ANGLE. BIT11 (FIN 1)

(E)MACH = 2.00

DATA SET	SYMBOL	CONFIGURATION DESCRIPTION	ALPHA	LAMBDA	RT.CRD	SFM.SPN
(SXA023)	○	MDAC 261/AEDC 52 BODY-TAIL. BIT11 (TAIL FIN. T1)	.000	1.000	3.749	1.875
(SXA025)	□	MDAC 261/AEDC 52 BODY-TAIL. BIT11 (TAIL FIN. T1)	2.000	1.000	3.749	1.875
(SXA026)	◇	MDAC 261/AEDC 52 BODY-TAIL. BIT11 (TAIL FIN. T1)	4.000	1.000	3.749	1.875
(SXA029)	△	MDAC 261/AEDC 52 BODY-TAIL. BIT11 (TAIL FIN. T1)	10.500	1.000	3.749	1.875
(SXA031)	◺	MDAC 261/AEDC 52 BODY-TAIL. BIT11 (TAIL FIN. T1)	14.800	1.000	3.749	1.875
(SXA034)	D	DATA NOT AVAILABLE	20.000	1.000	3.749	1.875

REFERENCE INFORMATION		
SREF	7.0280	SQ.IN.
LREF	3.7490	IN.
BREF	1.8750	IN.
XMRP	.4500	IN.
YMRP	.0000	IN.
ZMRP	.0000	IN.
SCALE	.0000	

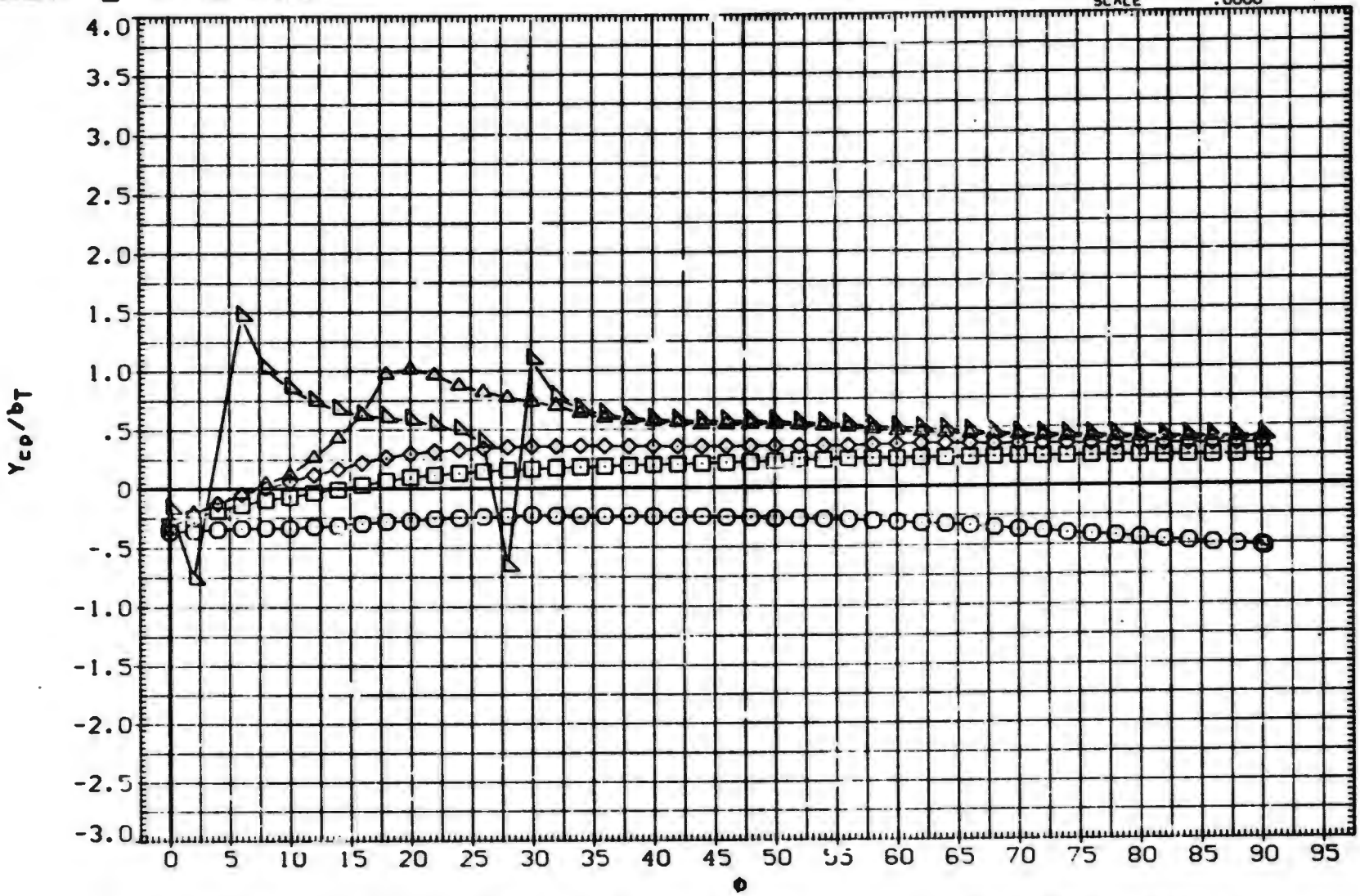

FIN AERODYNAMIC CHARACTERISTICS AS A FUNCTION OF ROLL ANGLE. BIT11 (FIN 1)

(F)MACH = 2.50

DATA SET	SYMBOL	CONFIGURATION DESCRIPTION	ALPHA	LAMBDA	RT.CRD	SEMSPN
(SXA023)	○	MDAC 261/AEDC 52 BODY-TAIL. B1T11 (TAIL FIN. T1)	.000	1.000	3.749	1.875
(SXA025)	□	MDAC 261/AEDC 52 BODY-TAIL. B1T11 (TAIL FIN. T1)	2.00	1.000	3.749	1.875
(SXA026)	◇	MDAC 261/AEDC 52 BODY-TAIL. B1T11 (TAIL FIN. T1)	4.000	1.000	3.749	1.875
(SXA029)	△	MDAC 261/AEDC 52 BODY-TAIL. B1T11 (TAIL FIN. T1)	10.500	1.000	3.749	1.875
(SXA031)	◺	MDAC 261/AEDC 52 BODY-TAIL. B1T11 (TAIL FIN. T1)	14.800	1.000	3.749	1.875
(SXA034)	D	DATA NOT AVAILABLE	20.000	1.000	3.749	1.875

REFERENCE INFORMATION		
SREF	7.0280	SQ.IN.
LREF	3.7490	IN.
BREF	1.8750	IN.
XMRP	.4500	IN.
YMRP	.0000	IN.
ZMRP	.0000	IN.
SCALE	.0000	

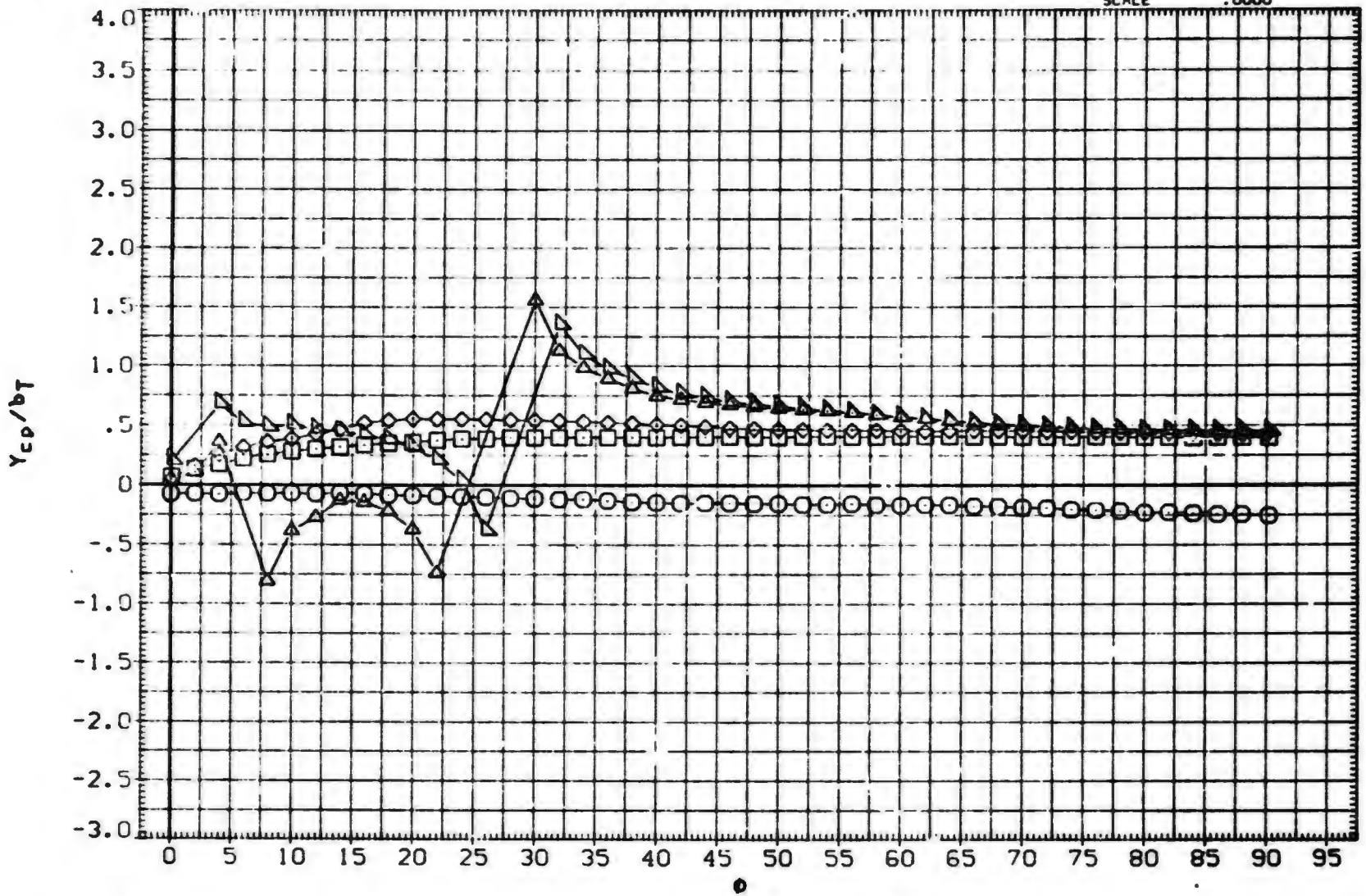

FIN AERODYNAMIC CHARACTERISTICS AS A FUNCTION OF ROLL ANGLE. B1T11 (FIN 1)

(G)MACH = 3.01

DATA SET	SYMBOL	CONFIGURATION DESCRIPTION	ALPHA	LAMBDA	RT.CRD	SEMSPN
(SXA309)	○	AEDC TF 368 BODY-TAIL. BITII (TAIL FIN TI)	25.000	1.000	3.749	1.875
(BXAATH)	□	AEDC TF 368 BODY-TAIL. BITII (TAIL FIN TI)	30.000	1.000	3.749	1.875
(BXAATI)	◇	AEDC TF 368 BODY-TAIL. BITII (TAIL FIN TI)	35.000	1.000	3.749	1.875
(BXAATJ)	△	AEDC TF 368 BODY-TAIL. BITII (TAIL FIN TI)	40.000	1.000	3.749	1.875
(BXAATK)	◺	AEDC TF 368 BODY-TAIL. BITII (TAIL FIN TI)	45.000	1.000	3.749	1.875

REFERENCE INFORMATION

SREF	7.0280	SQ.IN.
LREF	3.7490	IN.
BREF	1.8750	IN.
XMRP	.4500	IN.
YMRP	.0000	IN.
ZMRP	.0000	IN.
SCALE	.0000	

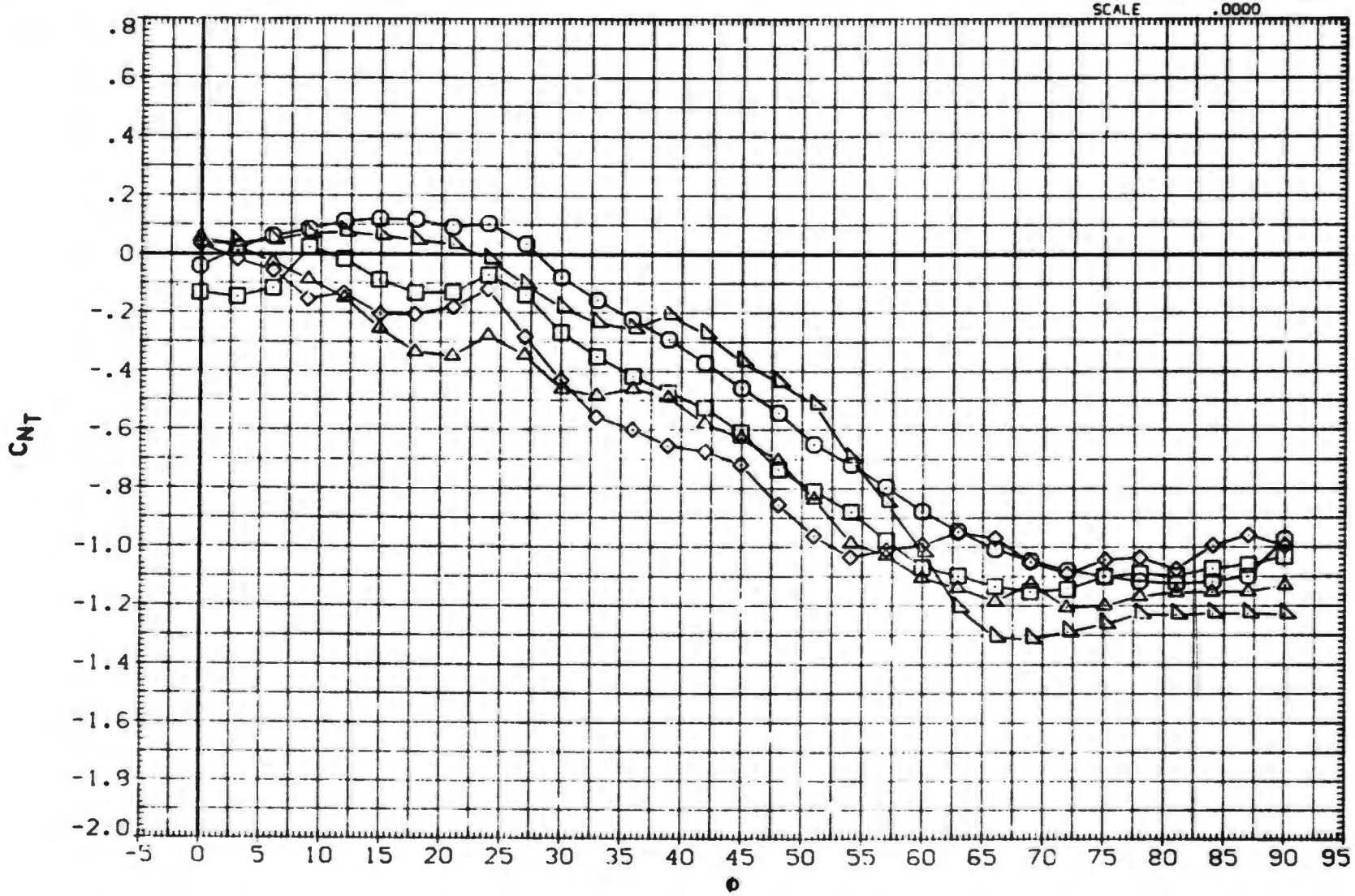

FIN AERODYNAMIC CHARACTERISTICS AS A FUNCTION OF ROLL ANGLE. BITII (FIN 1)

(A)MACH = .80

DATA SET	SYMBOL	CONFIGURATION DESCRIPTION
(SXA309)	○	AEDC TF 368 BODY-TAIL. BITI1 (TAIL FIN T1)
(BXAATH)	□	AEDC TF 368 BODY-TAIL. BITI1 (TAIL FIN T1)
(BXAATI)	◇	AEDC TF 368 BODY-TAIL. BITI1 (TAIL FIN T1)
(BXAATJ)	◁	AEDC TF 368 BODY-TAIL. BITI1 (TAIL FIN T1)
(BXAATK)	△	AEDC TF 368 BODY-TAIL. BITI1 (TAIL FIN T1)

ALPHA	LAMBDA	RT.CRD	SEMSPN
25.000	1.000	3.749	1.875
30.000	1.000	3.749	1.875
35.000	1.000	3.749	1.875
40.000	1.000	3.749	1.875
45.000	1.000	3.749	1.875

REFERENCE INFORMATION

SREF	7.0280	SQ. IN.
LREF	3.7490	IN.
BREF	1.8750	IN.
XMRP	.4500	IN.
YMRP	.0000	IN.
ZMRP	.0000	IN.
SCALE	.0000	

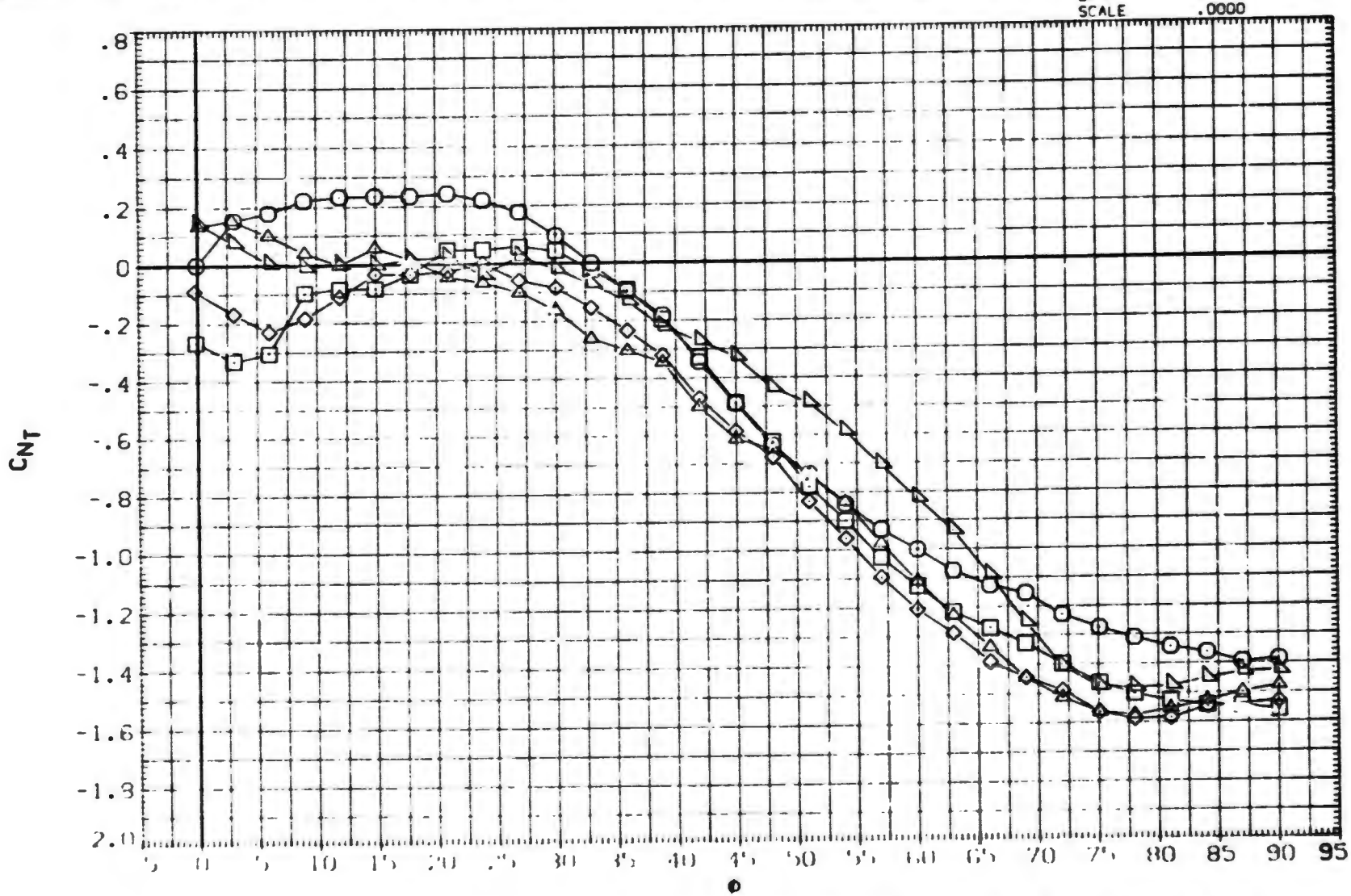

FIN AERODYNAMIC CHARACTERISTICS AS A FUNCTION OF ROLL ANGLE. BITI1 (FIN 1)

(B)MACH = 1.00

DATA SET	SYMBOL	CONFIGURATION DESCRIPTION	ALPHA	LAMBDA	RT.CRD	SEMSPN
(SXA309)	○	AEDC TF 368 BODY-TAIL. B1T11 (TAIL FIN T1)	25.000	1.000	3.749	1.875
(BXAATH)	□	AEDC TF 368 BODY-TAIL. B1T11 (TAIL FIN T1)	30.000	1.000	3.749	1.875
(BXAATI)	◇	AEDC TF 368 BODY-TAIL. B1T11 (TAIL FIN T1)	35.000	1.000	3.749	1.875
(BXAATJ)	△	AEDC TF 368 BODY-TAIL. B1T11 (TAIL FIN T1)	40.000	1.000	3.749	1.875
(BXAATK)	◺	AEDC TF 368 BODY-TAIL. B1T11 (TAIL FIN T1)	45.000	1.000	3.749	1.875

REFERENCE INFORMATION

SREF	7.0280	SQ.IN.
LREF	3.7490	IN.
BREF	1.8750	IN.
XMRP	.4500	IN.
YMRP	.0000	IN.
ZMRP	.0000	IN.
SCALE	.0000	

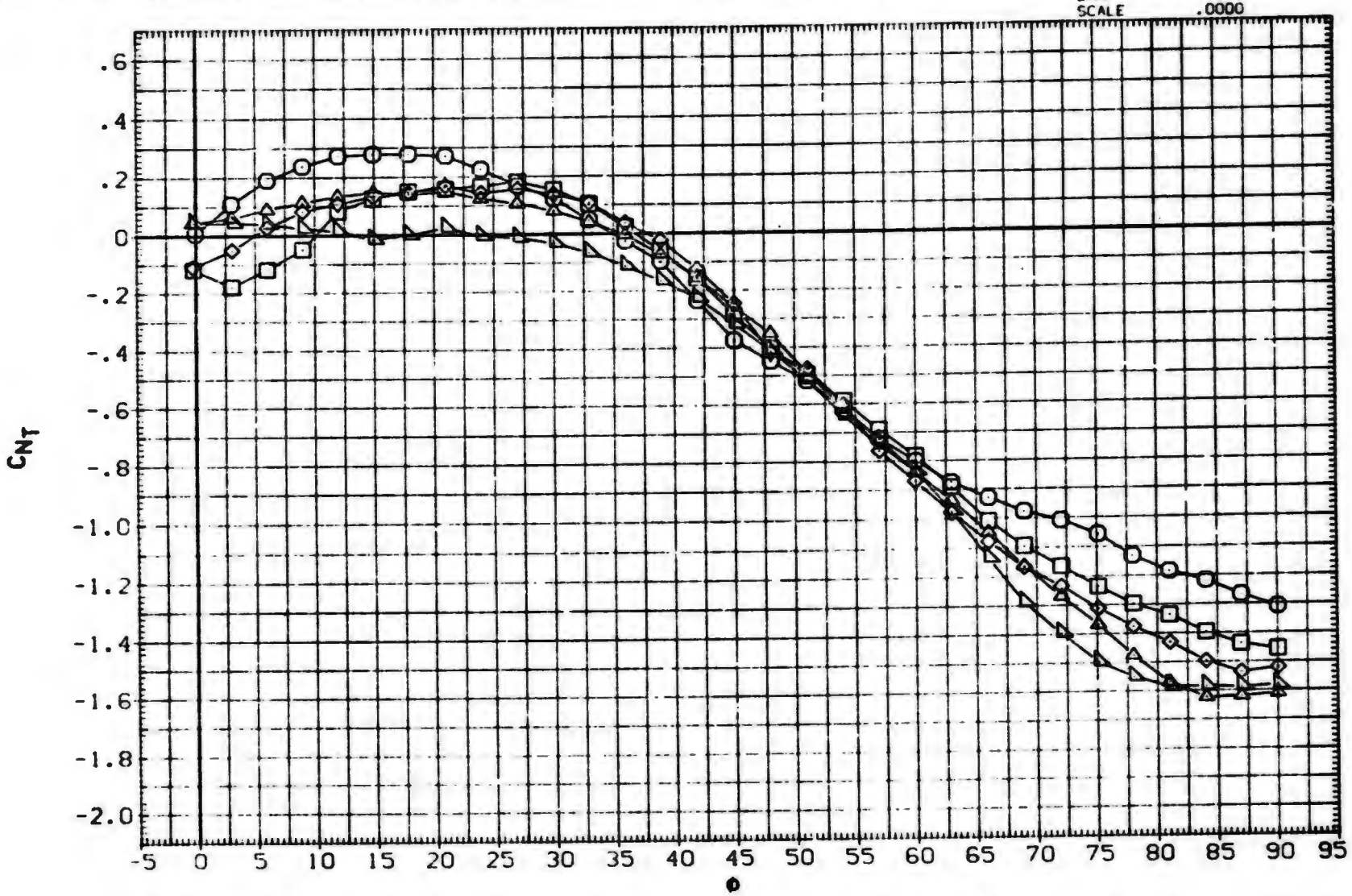

FIN AERODYNAMIC CHARACTERISTICS AS A FUNCTION OF ROLL ANGLE. B1T11 (FIN 1)

(C)MACH = 1.20

DATA SET	SYMBOL	CONFIGURATION DESCRIPTION
(SXA309)	○	DATA NOT AVAILABLE
(BXAATH)	□	AEDC TF 368 BODY -AIL. BIT11 (TAIL FIN T1)
(BXAATI)	◇	AEDC TF 368 BODY-TAIL. BIT11 (TAIL FIN T1)
(BXAATJ)	△	AEDC TF 368 BODY-TAIL. BIT11 (TAIL FIN T1)
(BXAATK)	◺	AEDC TF 368 BODY-TAIL. BIT11 (TAIL FIN T1)

ALPHA	LAMBDA	RT.CRD	SEMSPN
25.000	1.000	3.749	1.875
30.000	1.000	3.749	1.875
35.000	1.000	3.749	1.875
40.000	1.000	3.749	1 875
45.000	1.000	3.749	1.875

REFERENCE INFORMATION

SREF	7.0280	SQ. IN.
LREF	3.7490	IN.
BREF	1.8750	IN.
XMRP	.4500	IN.
YMRP	.0000	IN.
ZMRP	.0000	IN.
SCALE	.0000	

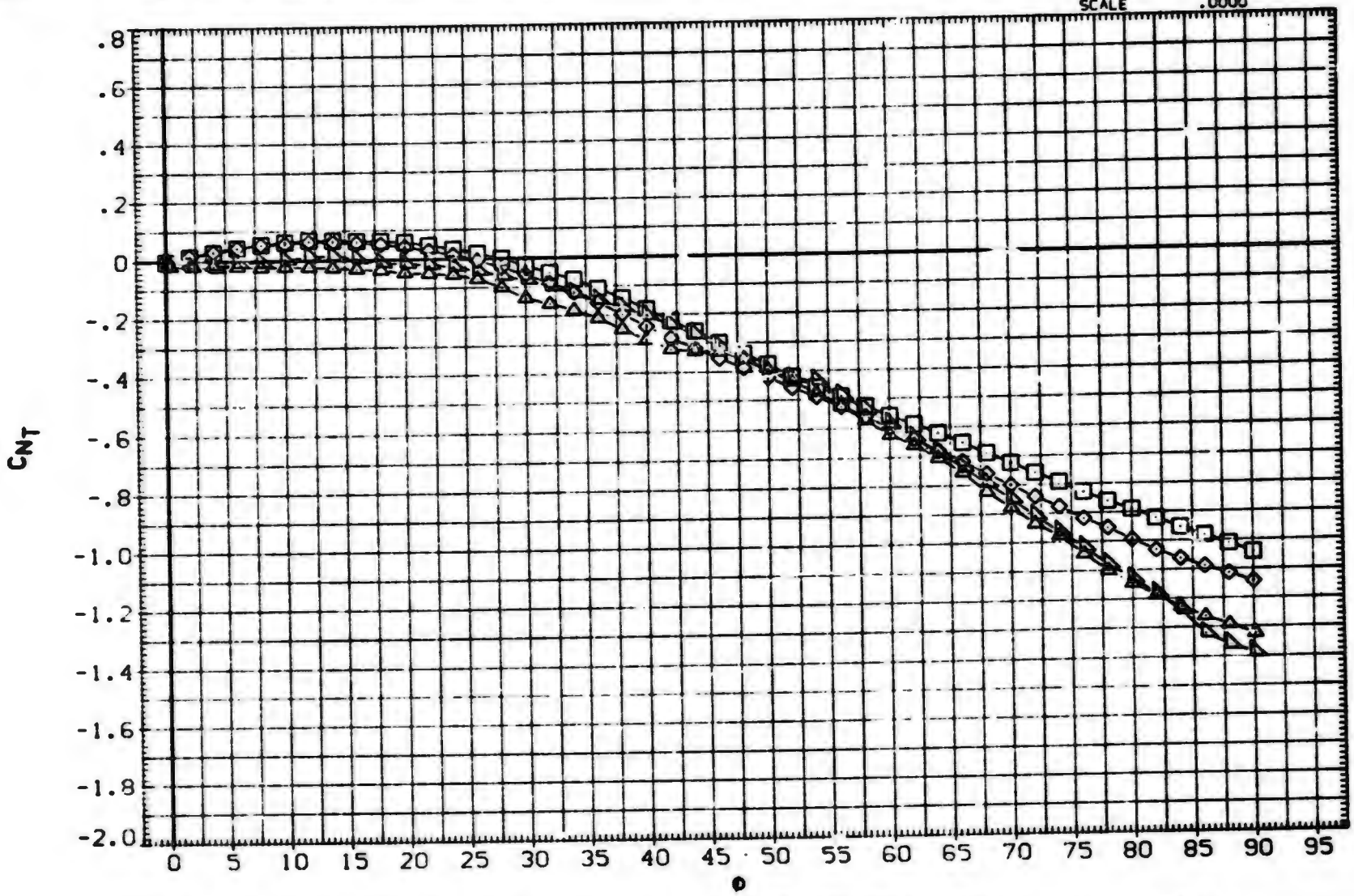

FIN AERODYNAMIC CHARACTERISTICS AS A FUNCTION OF ROLL ANGLE. BIT11 (FIN 1)

(D)MACH = 2.00

DATA SET	SYMBOL	CONFIGURATION DESCRIPTION	ALPHA	LAMBDA	RT.CRD	SEMSPN
(SXA309)	○	DATA NOT AVAILABLE	25.000	1.000	3.749	1.875
(BXAATH)	□	AEDC TF 368 BODY-TAIL. BITII (TAIL FIN T1)	30.000	1.000	3.749	1.875
(BXAATI)	◇	AEDC TF 368 BODY-TAIL. BITII (TAIL FIN T1)	35.000	1.000	3.749	1.875
(BXAATJ)	△	AEDC TF 368 BODY-TAIL. BITII (TAIL FIN T1)	40.000	1.000	3.749	1.875
(BXAATK)	◺	AEDC TF 368 BODY-TAIL. BITII (TAIL FIN T1)	45.000	1.000	3.749	1.875

REFERENCE INFORMATION

SREF	7.0280	SQ.IN.
LREF	3.7490	IN.
BREF	1.8750	IN.
XMRP	.4500	IN.
YMRP	.0000	IN.
ZMRP	.0000	IN.
SCALE	.000(	

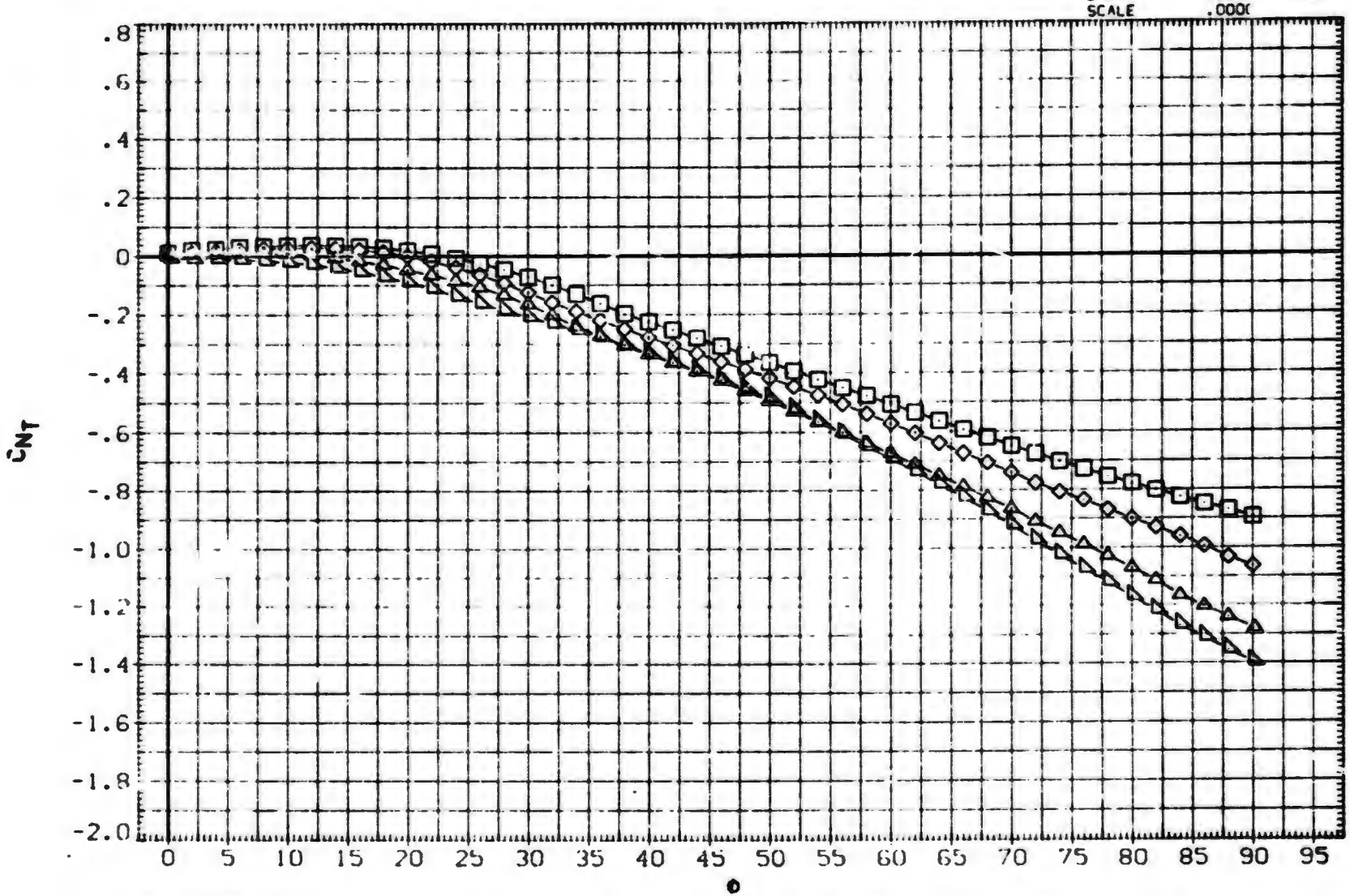

FIN AERODYNAMIC CHARACTERISTICS AS A FUNCTION OF ROLL ANGLE. BITII (FIN 1)

(E)MACH = 2.50

DATA SET	SYMBOL	CONFIGURATION DESCRIPTION
(SXA309)	○	DATA NOT AVAILABLE
(BXAATH)	□	AEDC TF 368 BODY-TAIL. BIT11 (TAIL FIN T1)
(BXAATI)	◇	AEDC TF 368 BODY-TAIL. BIT11 (TAIL FIN T1)
(BXAATJ)	△	AEDC TF 368 BODY-TAIL. BIT11 (TAIL FIN T1)
(BXAATK)	◺	AEDC TF 368 BODY-TAIL. BIT11 (TAIL FIN T1)

ALPHA	LAMBDA	RT.CRD	SEMSPN
25.000	1.000	3.749	1.875
30.000	1.000	3.749	1.875
35.000	1.000	3.749	1.875
40.000	1.000	3.749	1.875
45.000	1.000	3.749	1.875

REFERENCE INFORMATION

SREF	7.0280	SQ. IN.
LREF	3.7490	IN.
BREF	1.8750	IN.
XMRP	.4500	IN.
YMRP	.0000	IN.
ZMRP	.0000	IN.
SCALE	.0000	

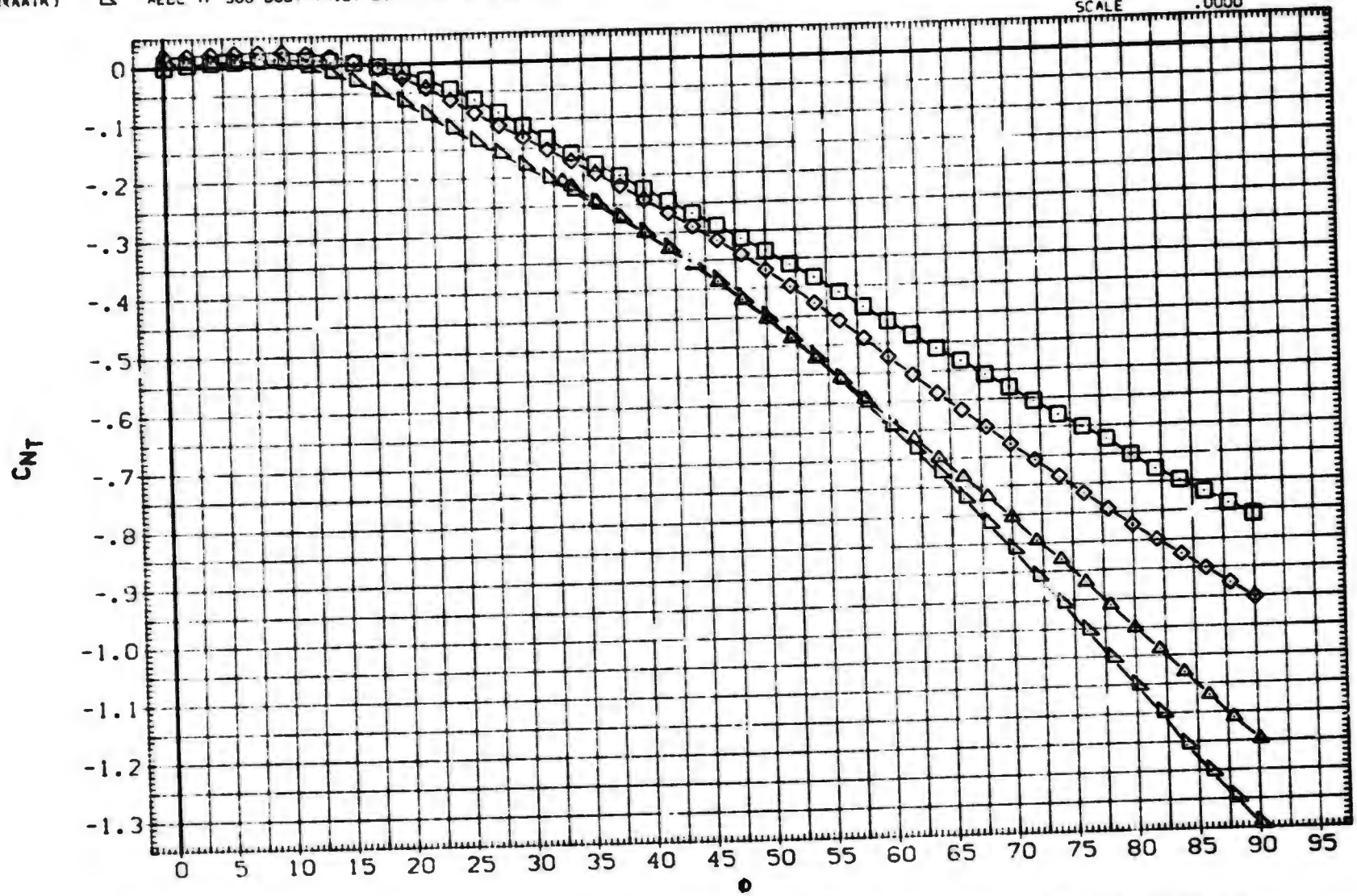

FIN AERODYNAMIC CHARACTERISTICS AS A FUNCTION OF ROLL ANGLE. BIT11 (FIN 1)

(F)MACH = 3.01

DATA SET	SYMBOL	CONFIGURATION DESCRIPTION	ALPHA	LAMBDA	RT.CRD	SEMSPN
(SXA309)	○	AEDC TF 368 BODY-TAIL. BIT11 (TAIL FIN T1)	25.000	1.000	3.749	1.875
(BXAATH)	□	AEDC TF 368 BODY-TAIL. BIT11 (TAIL FIN T1)	30.000	1.000	3.749	1.875
(BXAATI)	◇	AEDC TF 368 BODY-TAIL. BIT11 (TAIL FIN T1)	35.000	1.000	3.749	1.875
(BXAATJ)	△	AEDC TF 368 BODY-TAIL. BIT11 (TAIL FIN T1)	40.000	1.000	3.749	1.875
(BXAATK)	◺	AEDC TF 368 BODY-TAIL. BIT11 (TAIL FIN T1)	45.000	1.000	3.749	1.875

REFERENCE INFORMATION

SREF	7.0280	SQ.IN.
LREF	3.7490	IN.
BREF	1.8750	IN.
XMRP	.4500	IN.
YMRP	.0000	IN.
ZMRP	.0000	IN.
SCALE	.0000	

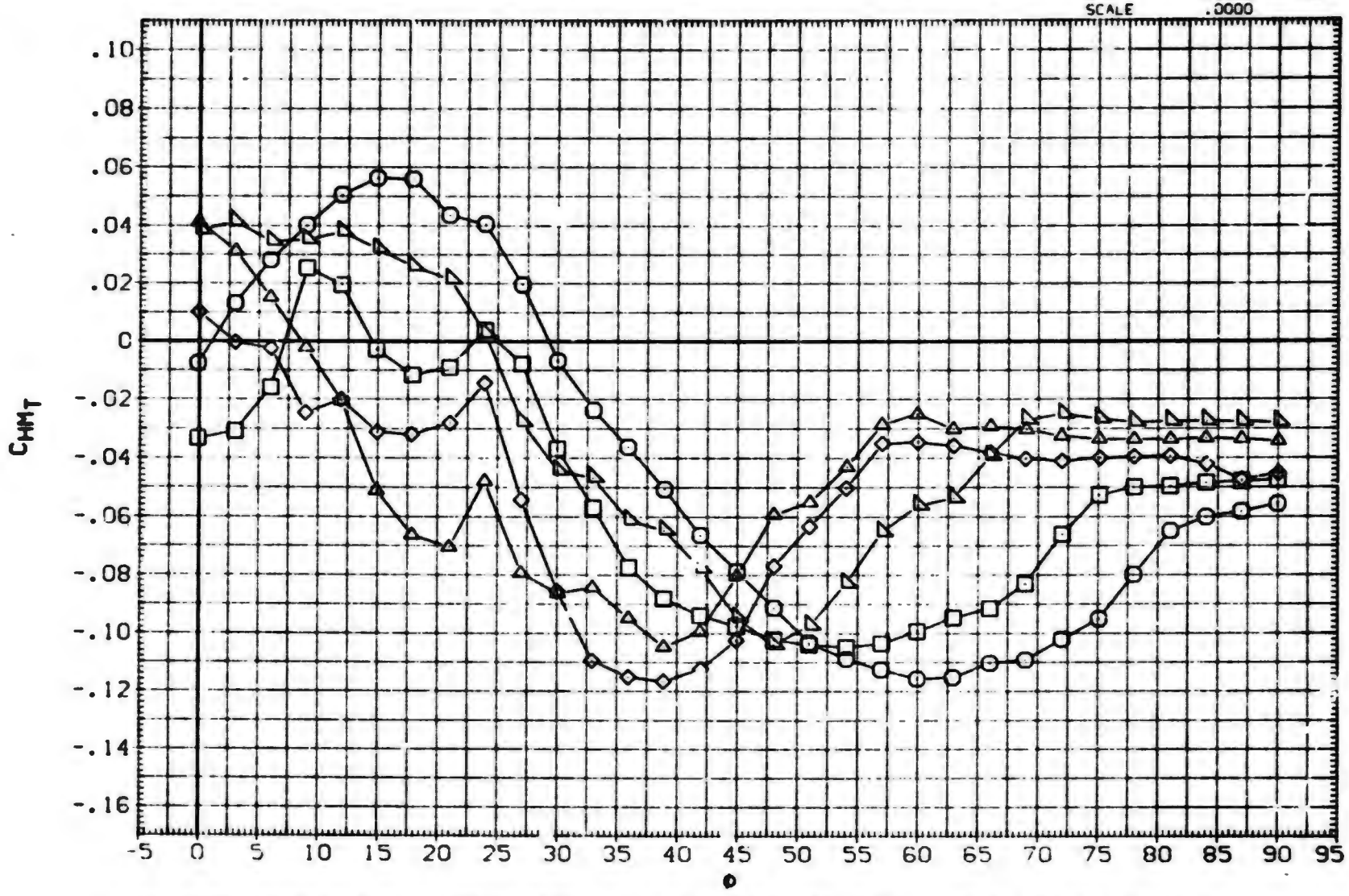

FIN AERODYNAMIC CHARACTERISTICS AS A FUNCTION OF ROLL ANGLE. BIT11 (FIN 1)

(A)MACH = .80

DATA SET	SYMBOL	CONFIGURATION DESCRIPTION	ALPHA	LAMBDA	RT.CRD	SEMSPN
(SXA309)	○	AEDC TF 368 BODY-TAIL. BIT11 (TAIL FIN T1)	25.000	1.000	3.749	1.875
(BXAATH)	□	AEDC TF 368 BODY-TAIL. BIT11 (TAIL FIN T1)	30.000	1.000	3.749	1.875
(BXAATI)	◇	AEDC TF 368 BODY-TAIL. BIT11 (TAIL FIN T1)	35.000	1.000	3.749	1.875
(BXAATJ)	△	AEDC TF 368 BODY-TAIL. BIT11 (TAIL FIN T1)	40.000	1.000	3.749	1.875
(BXAATK)	◺	AEDC TF 368 BODY-TAIL. BIT11 (TAIL FIN T1)	45.000	1.000	3.749	1.875

REFERENCE INFORMATION		
SREF	7.0280	SQ.IN.
LREF	3.7490	IN.
BREF	1.8750	IN.
XMRP	.4500	IN.
YMRP	.0000	IN.
ZMRP	.0000	IN.
SCALE	.0000	

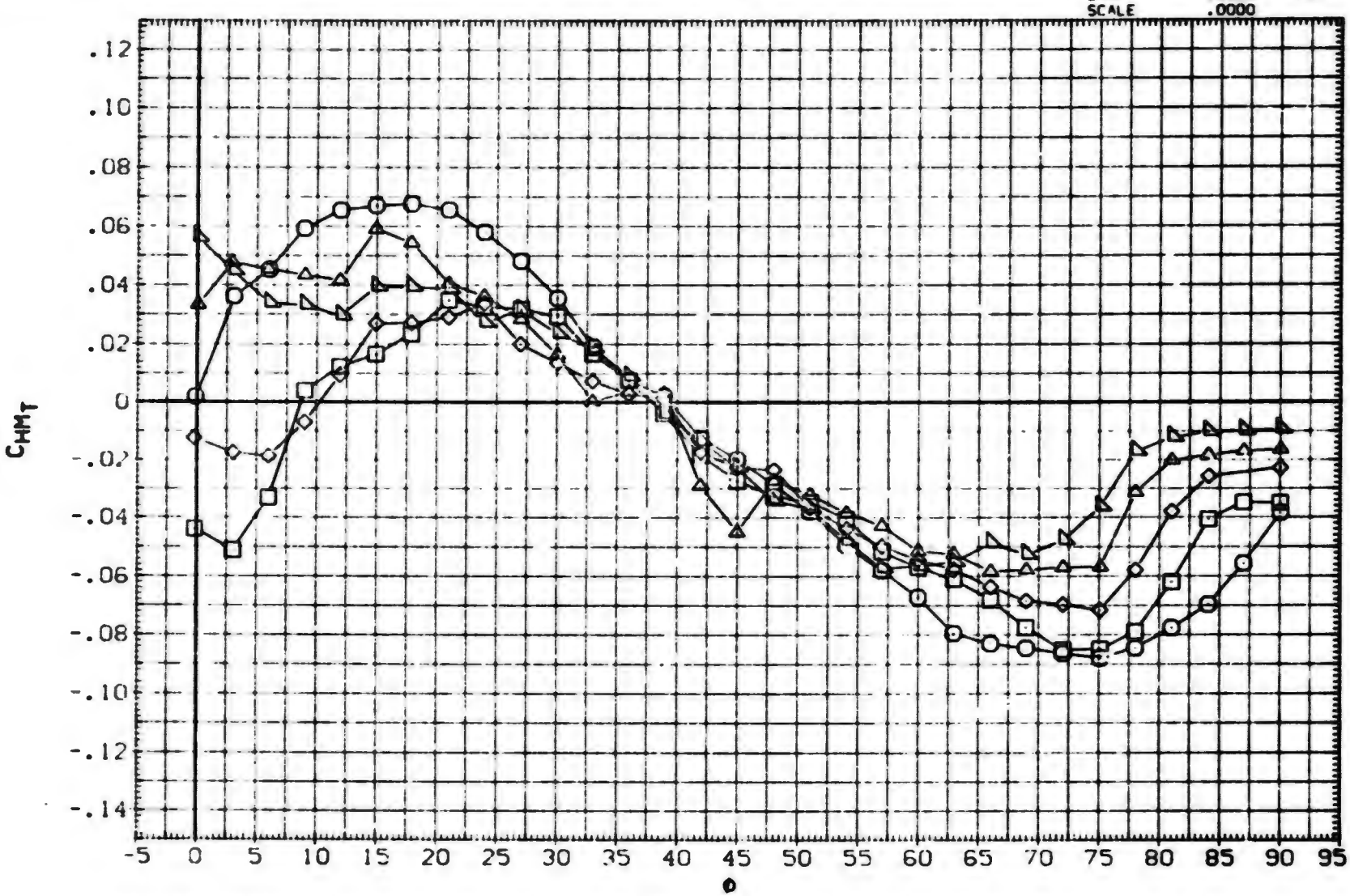

FIN AERODYNAMIC CHARACTERISTICS AS A FUNCTION OF ROLL ANGLE. BIT11 (FIN 1)

(B)MACH = 1.00

DATA SET	SYMBOL	CONFIGURATION DESCRIPTION	ALPHA	LAMBDA	RT.CRD	SEMSPN
(SXA309)	○	AEDC TF 368 BODY-TAIL. BIT11 (TAIL FIN T1)	25.000	1.000	3.749	1.875
(BXAATH)	□	AEDC TF 368 BODY-TAIL. BIT11 (TAIL FIN T1)	30.000	1.000	3.749	1.875
(BXAATI)	◇	AEDC TF 368 BODY-TAIL. BIT11 (TAIL FIN T1)	35.000	1.000	3.749	1.875
(BXAATJ)	△	AEDC TF 368 BODY-TAIL. BIT11 (TAIL FIN T1)	40.000	1.000	3.749	1.875
(BXAATK)	◺	AEDC TF 368 BODY-TAIL. BIT11 (TAIL FIN T1)	45.000	1.000	3.749	1.875

REFERENCE INFORMATION

SREF	7.0280	SQ. IN.
LREF	3.7490	IN.
BREF	1.8750	IN.
XMRP	.4500	IN.
YMRP	.0000	IN.
ZMRP	.0000	IN.
SCALE	.0000	

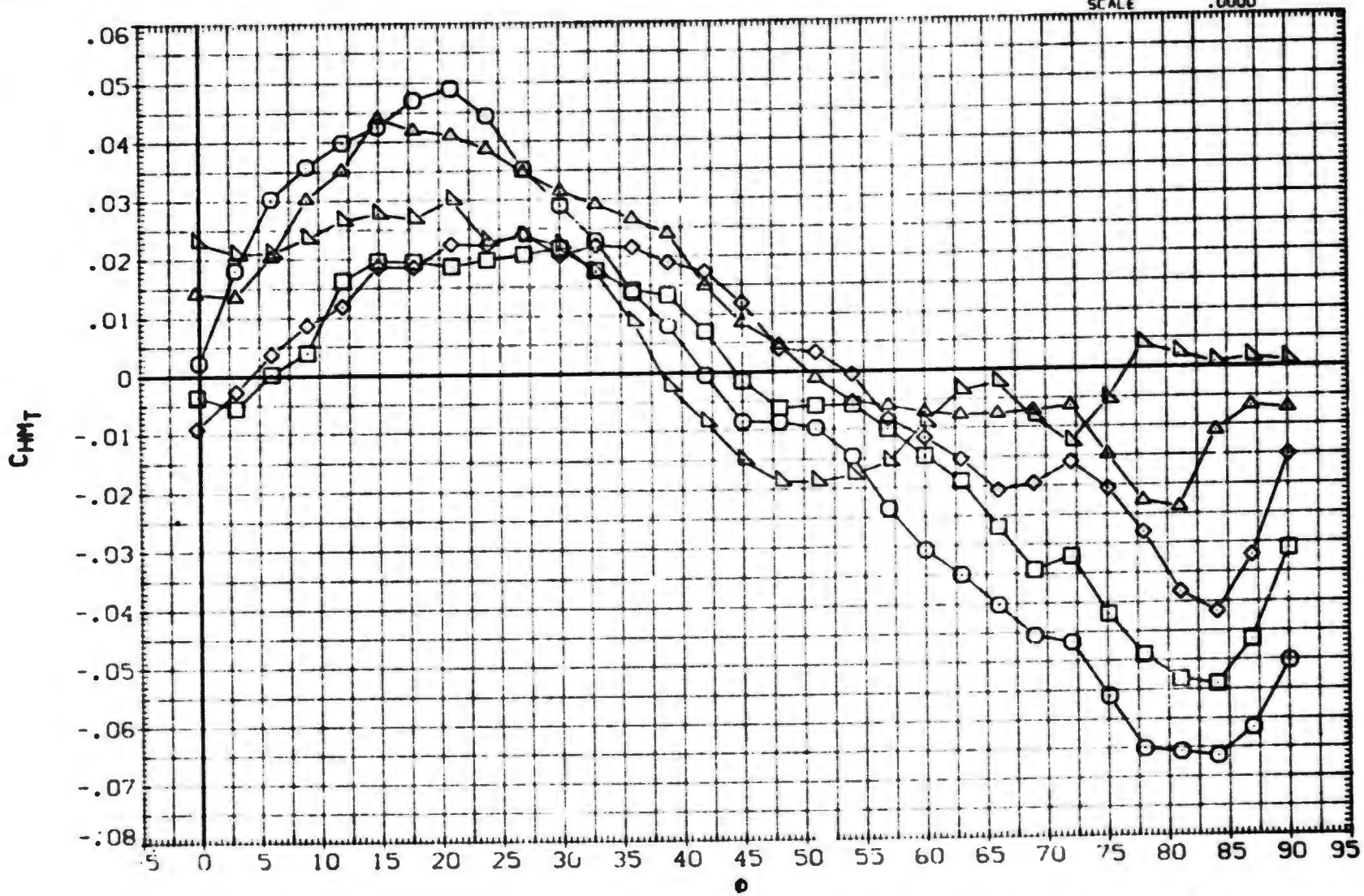

FIN AERODYNAMIC CHARACTERISTICS AS A FUNCTION OF ROLL ANGLE. BIT11 (FIN 1)

(C)MACH = 1.20

DATA SET	SYMBOL	CONFIGURATION DESCRIPTION
(SXA309)	○	DATA NOT AVAILABLE
(BXAATH)	□	AEDC TF 368 BODY-TAIL. BIT11 (TAIL FIN T1)
(BXAATI)	◇	AEDC TF 368 BODY-TAIL. BIT11 (TAIL FIN T1)
(BXAATJ)	△	AEDC TF 368 BODY-TAIL. BIT11 (TAIL FIN T1)
(BXAATK)	◺	AEDC TF 360 BODY-TAIL. BIT11 (TAIL FIN T1)

ALPHA	LAMBDA	RT.CRD	SEMSPN
25.000	1.000	3.749	1.875
30.000	1.000	3.749	1.875
35.000	1.000	3.749	1.875
40.000	1.000	3.749	1.875
45.000	1.000	3.749	1.875

REFERENCE INFORMATION

SREF	7.0280	SQ. IN.
LREF	3.7490	IN.
BREF	1.8750	IN.
XMRP	.4500	IN.
YMRP	.0000	IN.
ZMRP	.0000	IN.
SCALE	.0000	

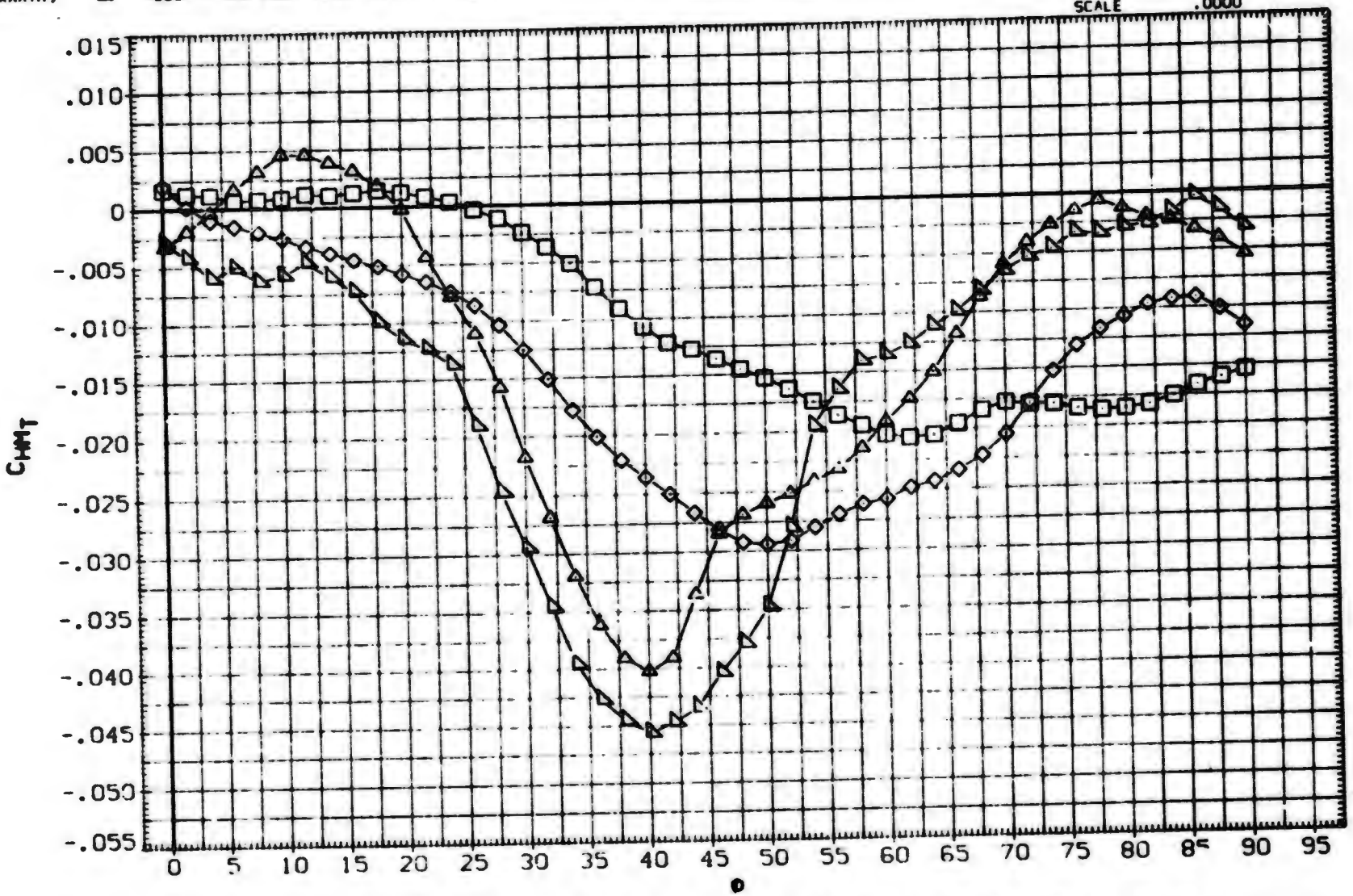

FIN AERODYNAMIC CHARACTERISTICS AS A FUNCTION OF ROLL ANGLE. BIT11 (FIN 1)

(D)MACH = 2.00

DATA SET	SYMBOL	CONFIGURATION DESCRIPTION	ALPHA	LAMBDA	RT.CRD	SEMSPN
(SXA309)	□	DATA NOT AVAILABLE	25.000	1.000	3.749	1.875
(BXAATH)	◇	AEDC TF 368 BODY-TAIL. BIT11 (TAIL FIN T1)	30.000	1.000	3.749	1.875
(BXAATI)	△	AEDC TF 368 BODY-TAIL. BIT11 (TAIL FIN T1)	35.000	1.000	3.749	1.875
(BXAATJ)	◺	AEDC TF 368 BODY-TAIL. BIT11 (TAIL FIN T1)	40.000	1.000	3.749	1.875
(BXAATK)	◺	AEDC TF 368 BODY-TAIL. BIT11 (TAIL FIN T1)	45.000	1.000	3.749	1.875

REFERENCE INFORMATION		
SREF	7.0280	SQ. IN.
LREF	3.7490	IN.
BREF	1.8750	IN.
XMRP	.4500	IN.
YMRP	.0000	IN.
ZMRP	.0000	IN.
SCALE	.0000	

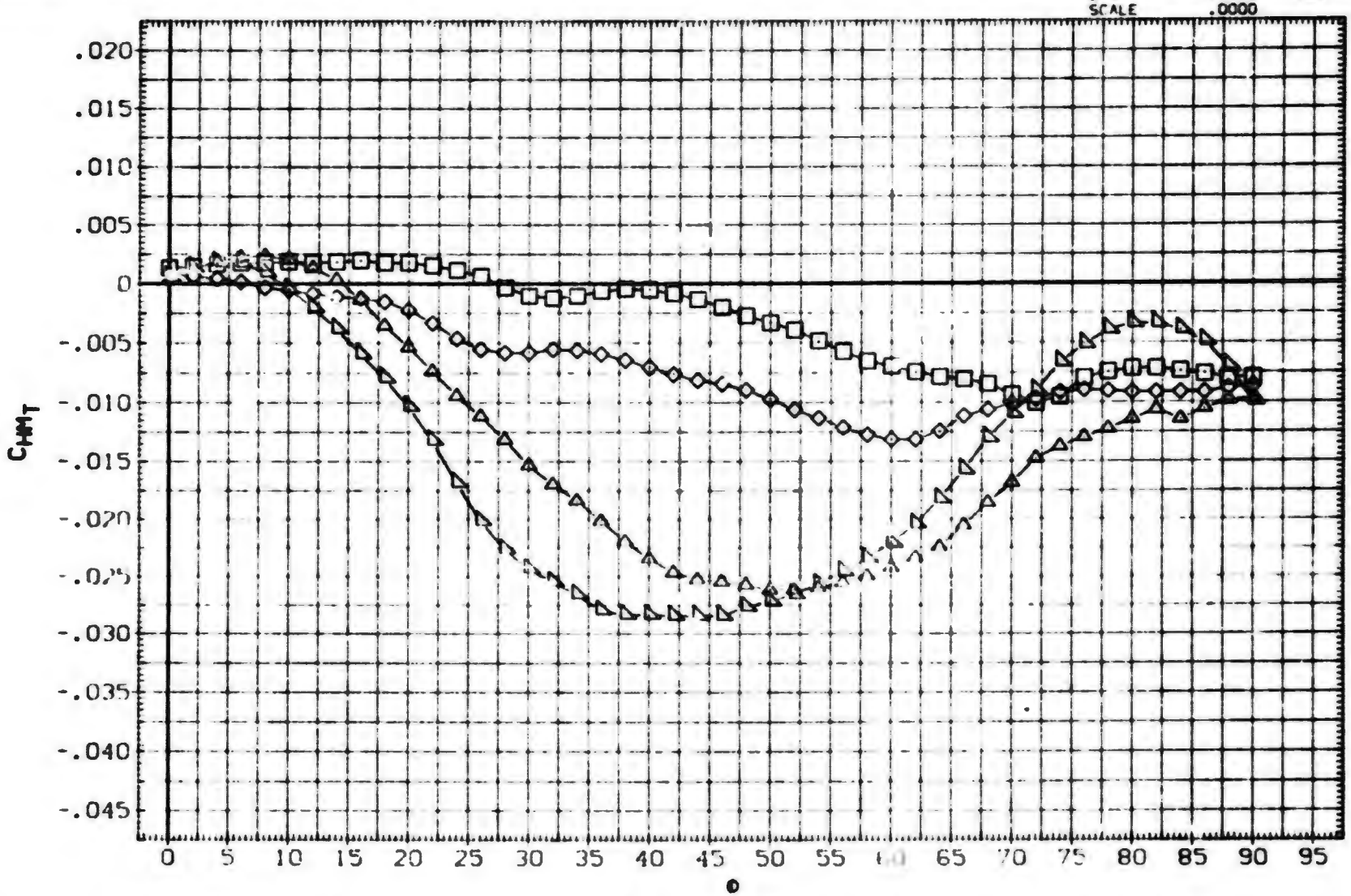

FIN AERODYNAMIC CHARACTERISTICS AS A FUNCTION OF ROLL ANGLE. BIT11 (FIN 1)

(E)MACH = 2.50

DATA SET	SYMBOL	CONFIGURATION DESCRIPTION
(SXA309)	○	DATA NOT AVAILABLE
(BXAATH)	□	AEDC TF 368 BODY-TAIL. BIT11 (TAIL FIN T1)
(BXAATI)	◇	AEDC TF 368 BODY-TAIL. BIT11 (TAIL FIN T1)
(BXAATJ)	◁	AEDC TF 368 BODY-TAIL. BIT11 (TAIL FIN T1)
(BXAATK)	△	AEDC TF 368 BODY-TAIL. BIT11 (TAIL FIN T1)

ALPHA	LAMBDA	RT.CRD	SEMSPN
25.000	1.000	3.749	1.875
30.000	1.000	3.749	1.875
35.000	1.000	3.749	1.875
40.000	1.000	3.749	1.875
45.000	1.000	3.749	1.875

REFERENCE INFORMATION

SREF	7.[illegible]280	SQ. IN.
LREF	[illegible].490	IN.
BREF	[illegible].750	IN.
XMRP	[illegible].500	IN.
YMRP	.0000	IN.
ZMRP	.0000	IN.
SCALE	.0000	

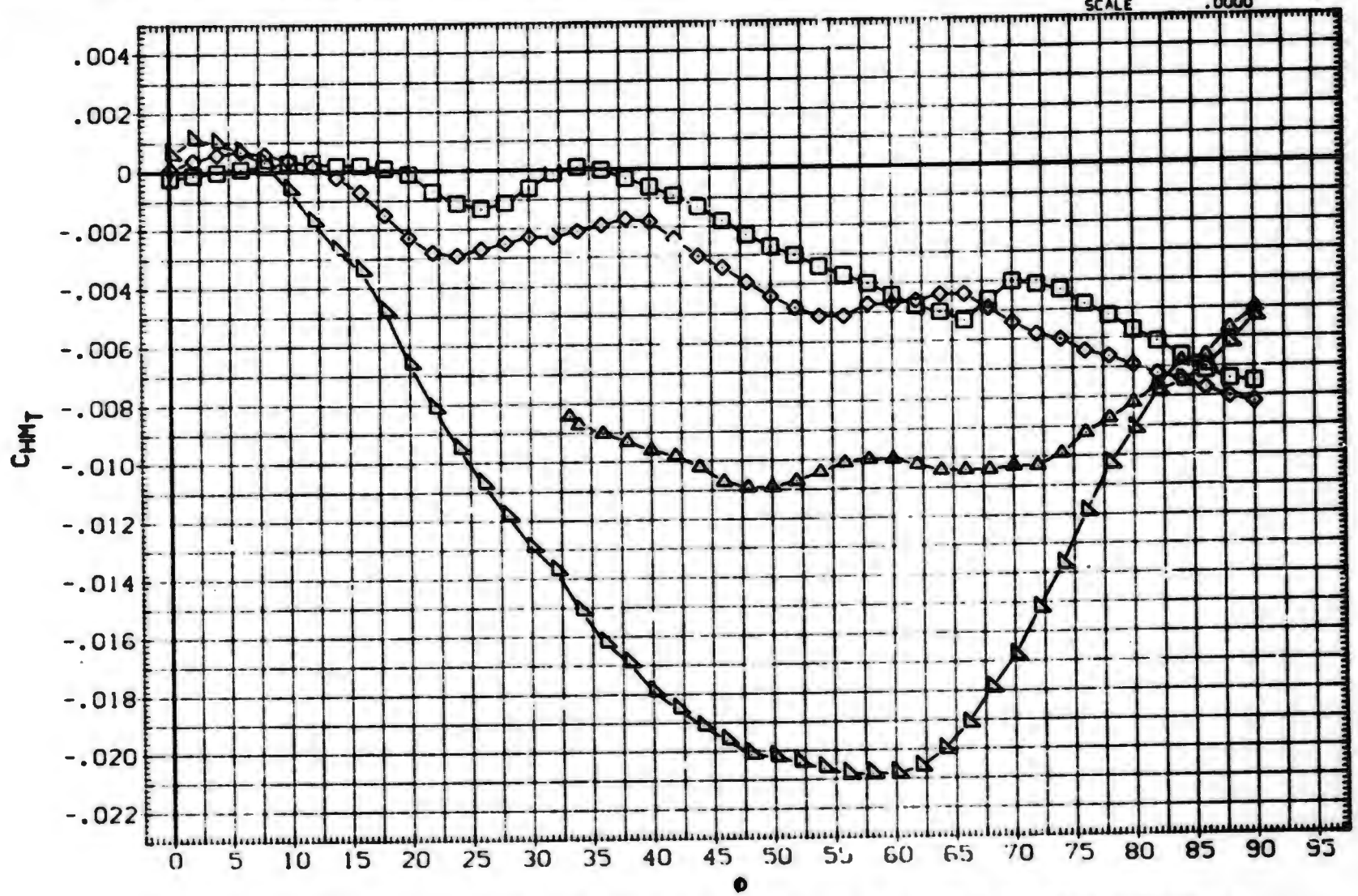

FIN AERODYNAMIC CHARACTERISTICS AS A FUNCTION OF ROLL ANGLE. BIT11 (FIN 1)

(F)MACH = 3.01

DATA SET	SYMBOL	CONFIGURATION DESCRIPTION
(SXA309)	○	AEDC TF 368 BODY-TAIL. BITII (TAIL FIN TI)
(BXAATH)	□	AEDC TF 368 BODY-TAIL. BITII (TAIL FIN TI)
(BXAATI)	◇	AEDC TF 368 BODY-TAIL. BITII (TAIL FIN TI)
(BXAATJ)	△	AEDC TF 368 BODY-TAIL. BITII (TAIL FIN TI)
(BXAATK)	◺	AEDC TF 368 BODY-TAIL. BITII (TAIL FIN TI)

ALPHA	LAMBDA	RT.CRD	SEMSPN
25.000	1.000	3.749	1.875
30.000	1.000	3.749	1.875
35.000	1.000	3.749	1.875
40.000	1.000	3.749	1.875
45.000	1.000	3.749	1.875

REFERENCE INFORMATION		
SREF	7.0280	SQ. IN.
LREF	3.7490	IN.
BREF	1.8750	IN.
XMRP	.4500	IN.
YMRP	.0000	IN.
ZMRP	.0000	IN.
SCALE	.0000	

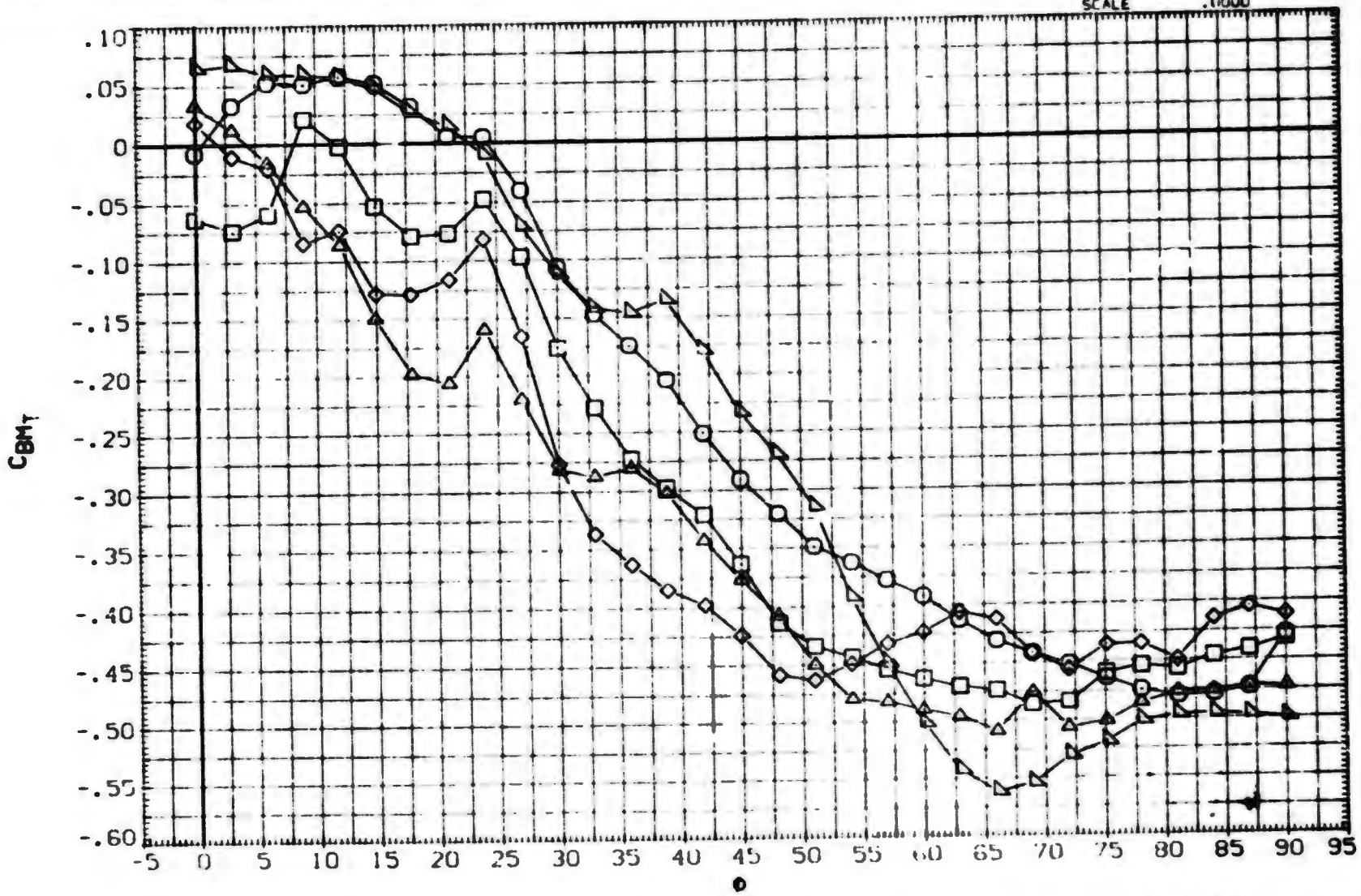

FIN AERODYNAMIC CHARACTERISTICS AS A FUNCTION OF ROLL ANGLE. BITII (FIN 1)

(A)MACH = .80

DATA SET	SYMBOL	CONFIGURATION DESCRIPTION	ALPHA	LAMBDA	RT.CRD	SEMSPN
(SXA309)	○	AEDC TF 368 BODY-TAIL. B1T11 (TAIL FIN T1)	25.000	1.000	3.749	1.875
(BXAATH)	□	AEDC TF 368 BODY-TAIL. B1T11 (TAIL FIN T1)	30.000	1.000	3.749	1.875
(BXAATI)	◇	AEDC TF 368 BODY-TAIL. B1T11 (TAIL FIN T1)	35.000	1.000	3.749	1.875
(BXAATJ)	△	AEDC TF 368 BODY-TAIL. B1T11 (TAIL FIN T1)	40.000	1.000	3.749	1.875
(BXAATK)	◺	AEDC TF 368 BODY-TAIL. B1T11 (TAIL FIN T1)	45.000	1.000	3.749	1.875

REFERENCE INFORMATION

SREF	7.0280	SQ. IN.
LREF	3.7490	IN.
BREF	1.8750	IN.
XMRP	.4500	IN.
YMRP	.0000	IN.
ZMRP	.0000	IN.
SCALE	.0000	

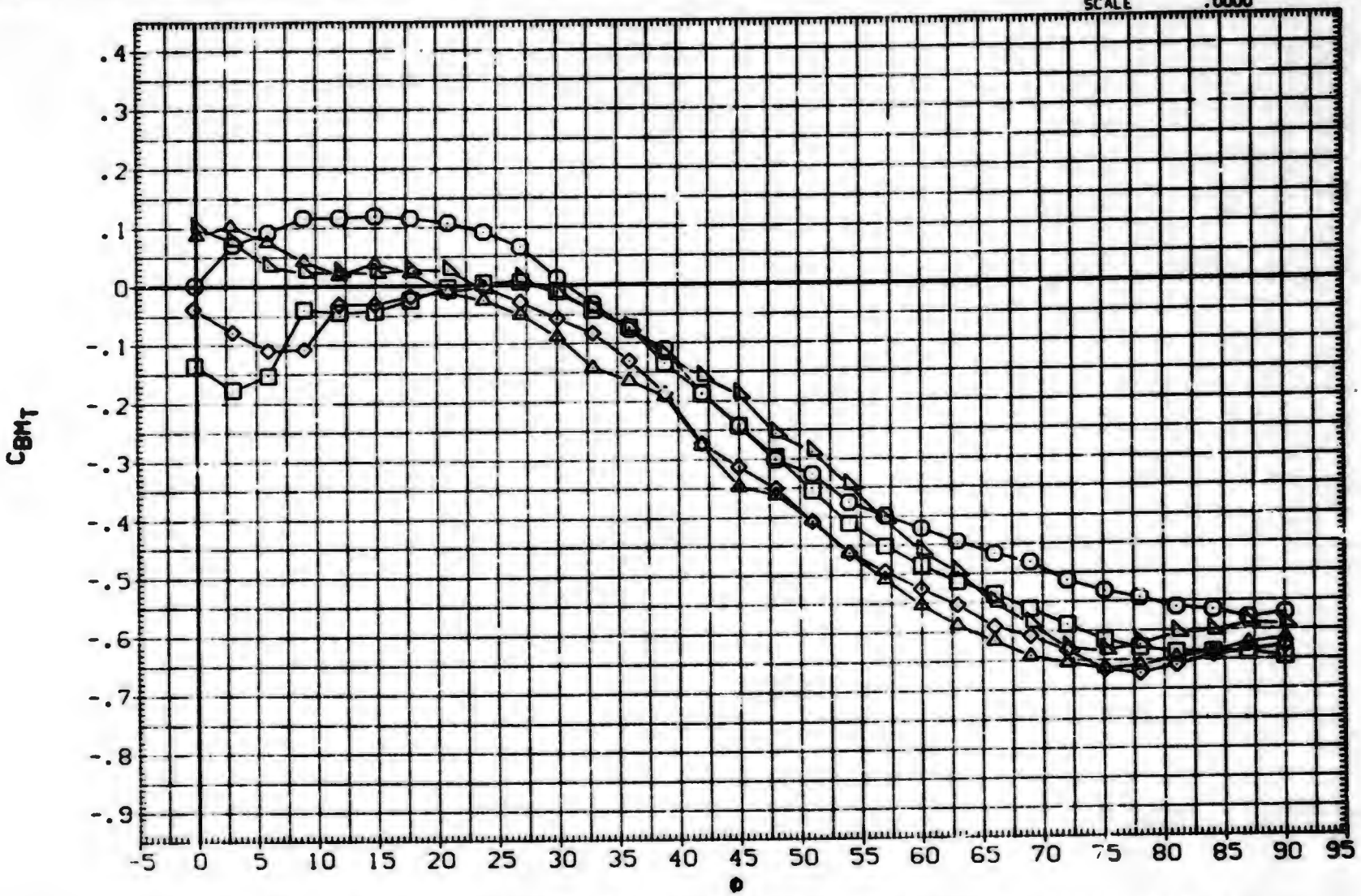

FIN AERODYNAMIC CHARACTERISTICS AS A FUNCTION OF ROLL ANGLE. B1T11 (FIN 1)

(B)MACH = 1.00

DATA SET	SYMBOL	CONFIGURATION DESCRIPTION	ALPHA	LAMBDA	RT.CRD	SEMSPN
(SXA309)	○	AEDC TF 368 BODY-TAIL. BITII (TAIL FIN TI)	25.000	1.000	3.749	1.875
(BXAATH)	□	AEDC TF 368 BODY-TAIL. BITII (TAIL FIN TI)	30.000	1.000	3.749	1.875
(BXAATI)	◇	AEDC TF 368 BODY-TAIL. BITII (TAIL FIN TI)	35.000	1.000	3.749	1.875
(BXAATJ)	△	AEDC TF 368 BODY-TAIL. BITII (TAIL FIN TI)	40.000	1.000	3.749	1.875
(BXAATK)	◺	AEDC TF 368 BODY-TAIL. BITII (TAIL FIN TI)	45.000	1.000	3.749	1.875

REFERENCE INFORMATION

SREF	7.0265	SQ. IN.
LREF	3.7490	IN.
BREF	1.8750	IN.
XMRP	.4500	IN.
YMRP	.0000	IN.
ZMRP	.0000	IN.
SCALE	.0000	

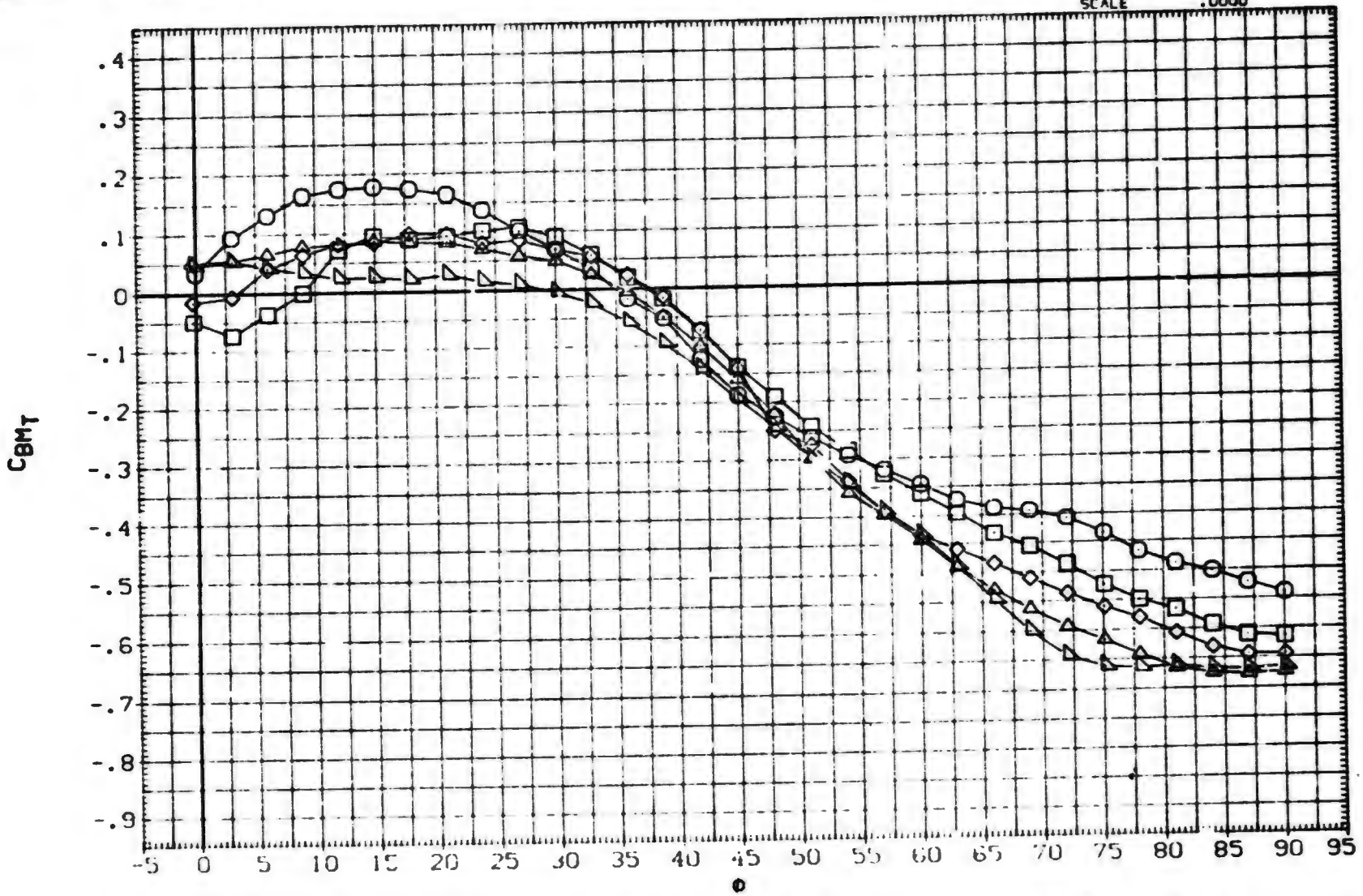

FIN AERODYNAMIC CHARACTERISTICS AS A FUNCTION OF ROLL ANGLE. BITII (FIN I)

(C)MACH = 1.20

DATA SET	SYMBOL	CONFIGURATION DESCRIPTION	ALPHA	LAMBDA	RT.CRD	SEMSPN
(SXA3C9)	○	DATA NOT AVAILABLE	25.000	1.000	3.749	1.875
(BXAATH)	□	AEDC TF 368 BODY-TAIL. BITII (TAIL FIN TI)	30.000	1.000	3.749	1.875
(BXAATI)	◇	AEDC TF 368 BODY-TAIL. BITII (TAIL FIN TI)	35.000	1.000	3.749	1.875
(BXAATJ)	◁	AEDC TF 368 BODY-TAIL. BITII (TAIL FIN TI)	40.000	1.000	3.749	1.875
(BXAATK)	△	AEDC TF 368 BODY-TAIL. BITII (TAIL FIN TI)	45.000	1.000	3.749	1.875

REFERENCE INFORMATION

SREF	7.0280	SQ.IN.
LREF	3.7490	IN.
BREF	1.8750	IN.
XMRP	.4500	IN.
YMRP	.0000	IN.
ZMRP	.0000	IN.
SCALE	.0030	

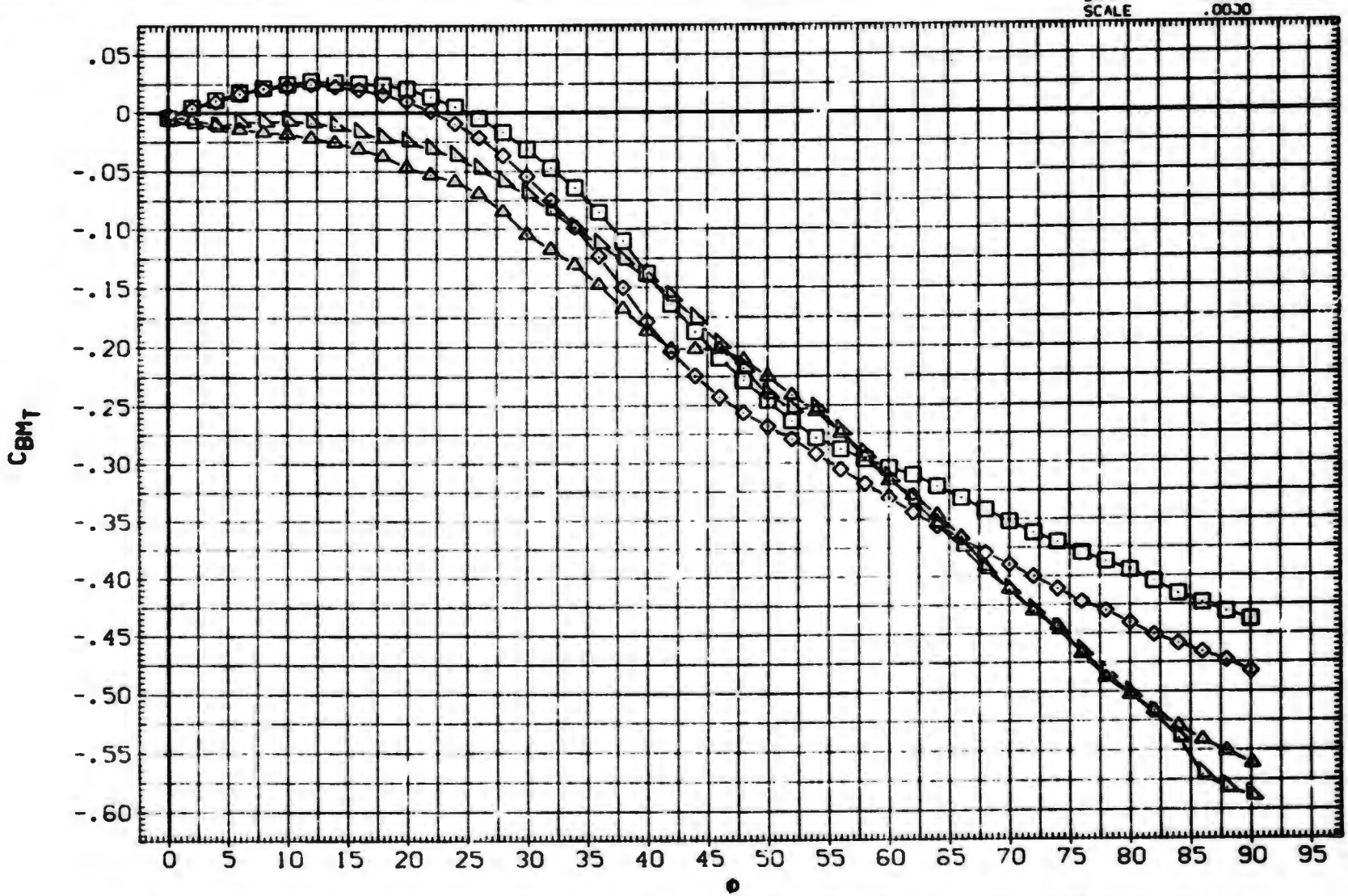

FIN AERODYNAMIC CHARACTERISTICS AS A FUNCTION OF ROLL ANGLE, BITII (FIN 1)

(D)MACH = 2.00

DATA SET	SYMBOL	CONFIGURATION DESCRIPTION	ALPHA	LAMBDA	RT.CRD	SEMSPN
(SXA309)	○	DATA NOT AVAILABLE	25.000	1.000	3.749	1.875
(BXAATH)	□	AEDC TF 368 BODY-TAIL. B1T11 (TAIL FIN T1)	30.000	1.000	3.749	1.875
(BXAATI)	◇	AEDC TF 368 BODY-TAIL. B1T11 (TAIL FIN T1)	35.000	1.000	3.749	1.875
(BXAATJ)	△	AEDC TF 368 BODY-TAIL. B1T11 (TAIL FIN T1)	40.000	1.000	3.749	1.875
(BXAATK)	◺	AEDC TF 368 BODY-TAIL. B1T11 (TAIL FIN T1)	45.000	1.000	3.749	1.875

REFERENCE INFORMATION

SREF	7.0280	SQ. IN.
LREF	3.7490	IN.
BREF	1.8750	IN.
XMRP	.4500	IN.
YMRP	.0000	IN.
ZMRP	.0000	IN.
SCALE	.0000	

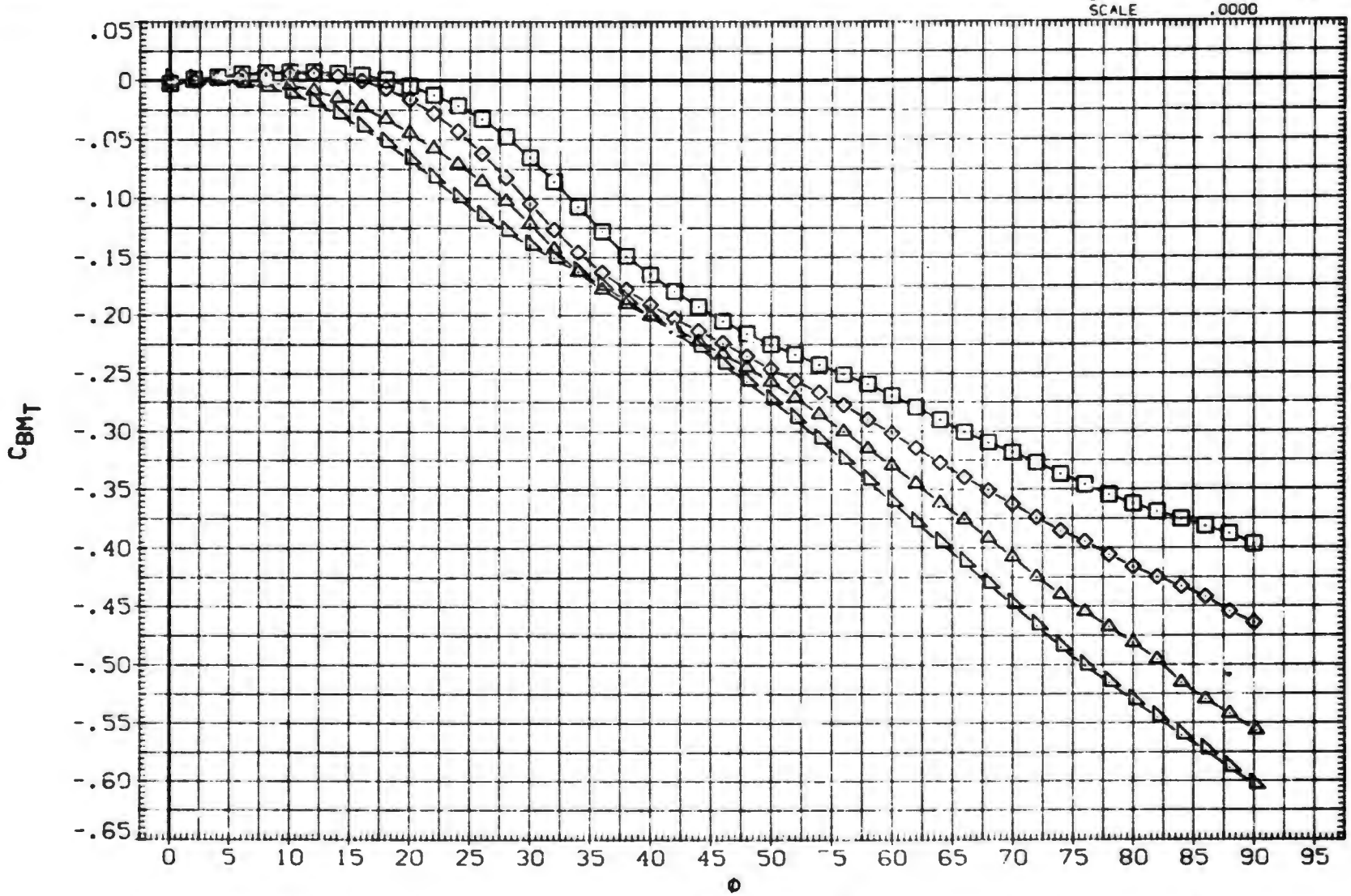

FIN AERODYNAMIC CHARACTERISTICS AS A FUNCTION OF ROLL ANGLE. B1T11 (FIN 1)

(E)MACH = 2.50

DATA SET	SYMBOL	CONFIGURATION DESCRIPTION
(SXA309)	○	DATA NOT AVAILABLE
(BXAATH)	□	AEDC TF 368 BODY-TAIL. B1T11 (TAIL FIN T1)
(BXAATI)	◇	AEDC TF 368 BODY-TAIL. B1T11 (TAIL FIN T1)
(BXAATJ)	△	AEDC TF 368 BODY-TAIL. B1T11 (TAIL FIN T1)
(BXAATK)	◺	AEDC TF 368 BODY-TAIL. B1T11 (TAIL FIN T1)

ALPHA	LAMBDA	RT.CRD	SEMSPN
25.000	1.000	3.749	1.875
30.000	1.000	3.749	1.875
35.000	1.000	3.749	1.875
40.000	1.000	3.749	1.875
45.000	1.000	3.749	1.875

REFERENCE INFORMATION

SREF	7.0280	SQ. IN.
LREF	3.7490	IN.
BREF	1.8750	IN.
XMRP	.4500	IN.
YMRP	.0000	IN.
ZMRP	.0000	IN.
SCALE	.0000	

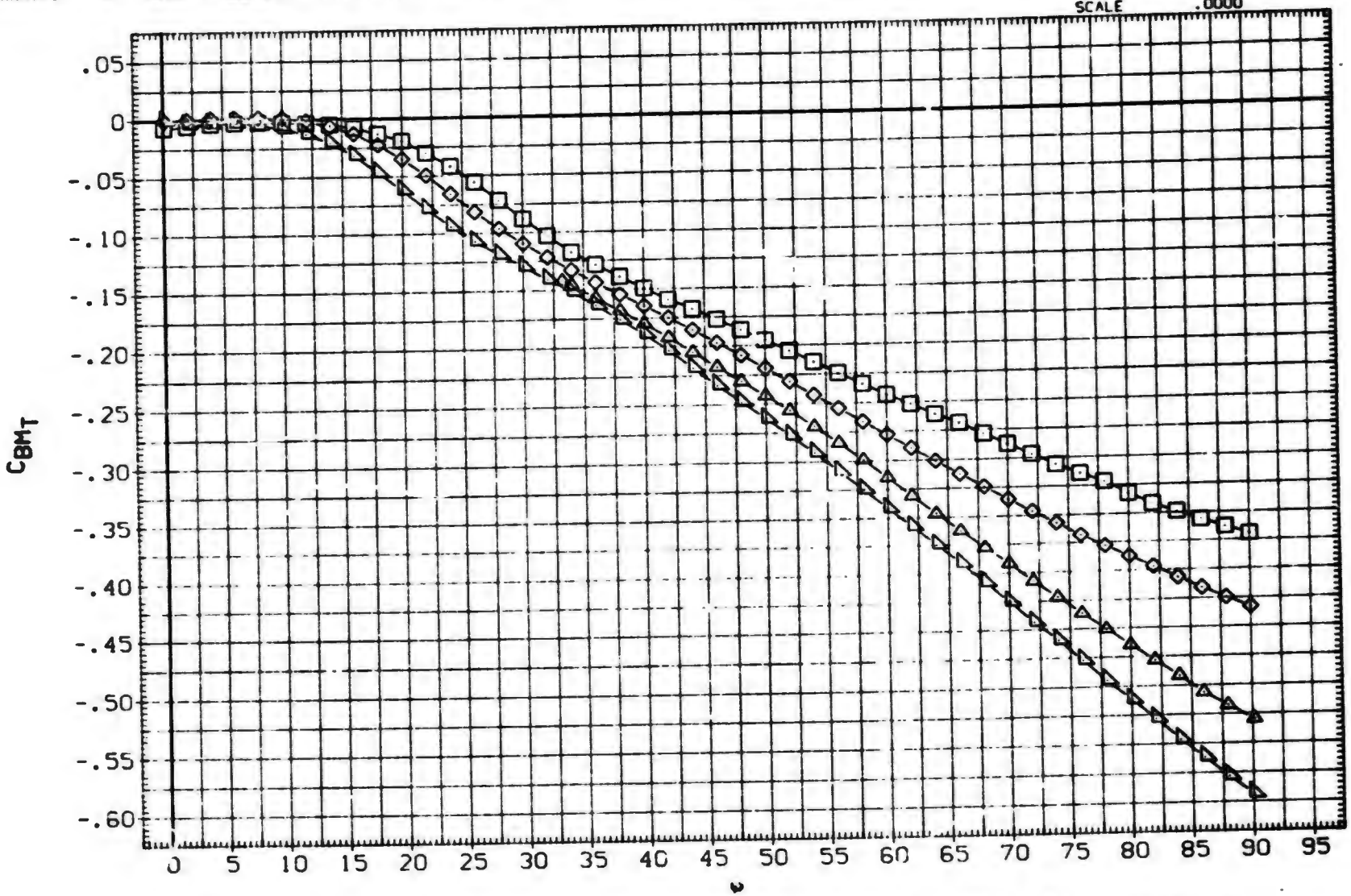

FIN AERODYNAMIC CHARACTERISTICS AS A FUNCTION OF ROLL ANGLE. B1T11 (FIN 1)

(F)MACH = 3.01

DATA SET	SYMBOL	CONFIGURATION DESCRIPTION	ALPHA	LAMBDA	RT.CRD	SEMSPN
(SXA309)	○	AEDC TF 368 BODY-TAIL. BIT11 (TAIL FIN T1)	25.000	1.000	3.749	1.875
(BXAATH)	□	AEDC TF 368 BODY-TAIL. BIT11 (TAIL FIN T1)	30.000	1.000	3.749	1.875
(BXAATI)	◇	AEDC TF 368 BODY-TAIL. BIT11 (TAIL FIN T1)	35.000	1.000	3.749	1.875
(BXAATJ)	△	AEDC TF 368 BODY-TAIL. BIT11 (TAIL FIN T1)	40.000	1.000	3.749	1.875
(BXAATK)	◺	AEDC TF 368 BODY-TAIL. BIT11 (TAIL FIN T1)	45.000	1.000	3.749	1.875

REFERENCE INFORMATION

SREF	7.0280	SQ.IN.
LREF	3.7490	IN.
BREF	1.8750	IN.
XMRP	.4500	IN.
YMRP	.0000	IN.
ZMRP	.0000	IN.
SCALE	.0000	

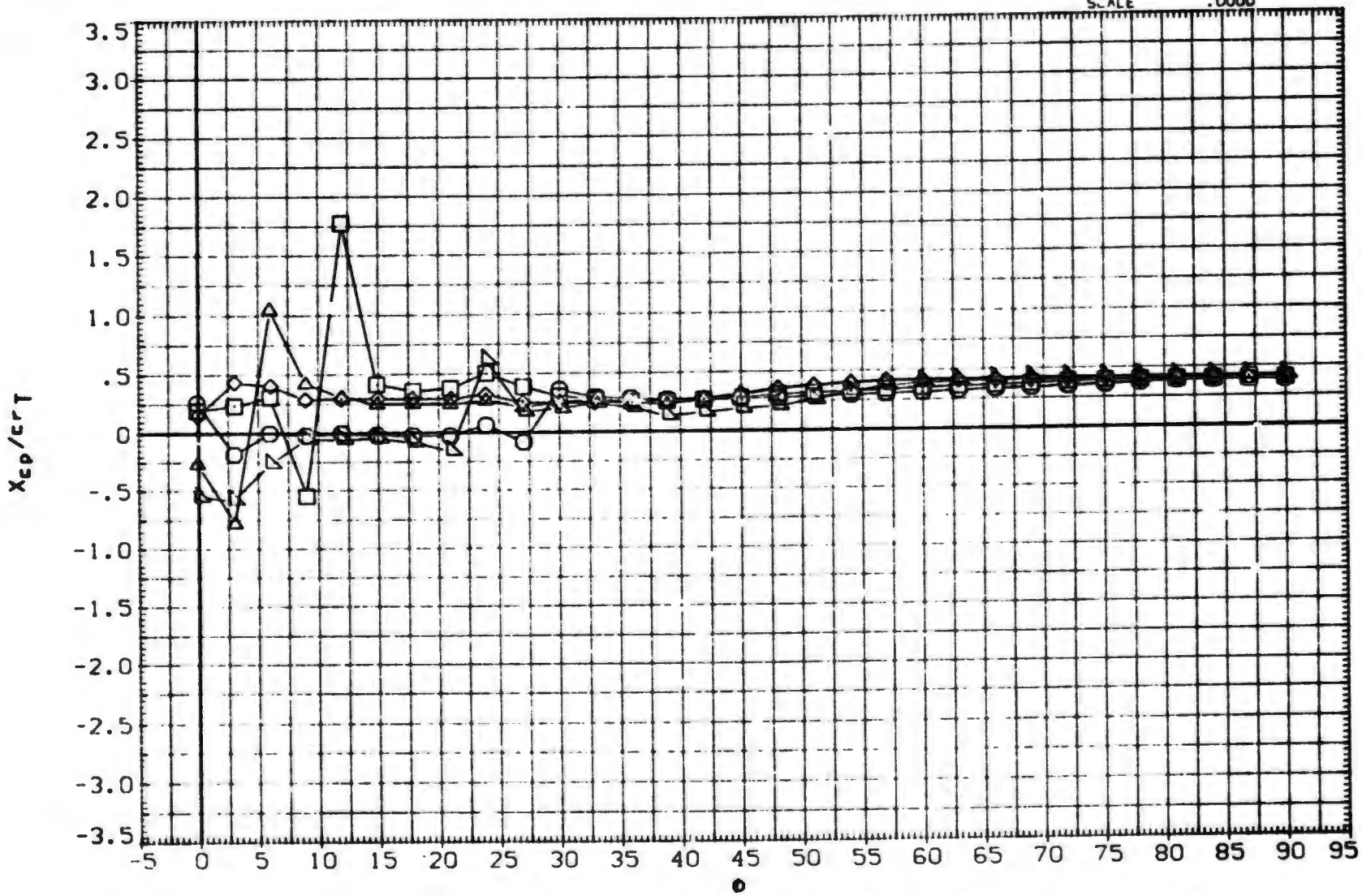

FIN AERODYNAMIC CHARACTERISTICS AS A FUNCTION OF ROLL ANGLE. BIT11 (FIN 1)

(A)MACH = .80

DATA SET	SYMBOL	CONFIGURATION DESCRIPTION	ALPHA	LAMBDA	RT.CRD	SEMSPN
(SXA309)	○	AEDC TF 368 BODY-TAIL. B1T11 (TAIL FIN T1)	25.000	1.000	3.749	1.875
(BXAATH)	□	AEDC TF 368 BODY-TAIL. B1T11 (TAIL FIN T1)	30.000	1.000	3.749	1.875
(BXAATI)	◇	AEDC TF 368 BODY-TAIL. B1T11 (TAIL FIN T1)	35.000	1.000	3.749	1.875
(BXAATJ)	△	AEDC TF 368 BODY-TAIL. B1T11 (TAIL FIN T1)	40.000	1.000	3.749	1.875
(BXAATK)	◺	AEDC TF 368 BODY-TAIL. B1T11 (TAIL FIN T1)	45.000	1.000	3.749	1.875

REFERENCE INFORMATION

SREF	7.0280	SQ. IN.
LREF	3.7490	IN.
BREF	1.8750	IN.
XMRP	.4500	IN.
YMRP	.0000	IN.
ZMRP	.0000	IN.
SCALE	.0000	

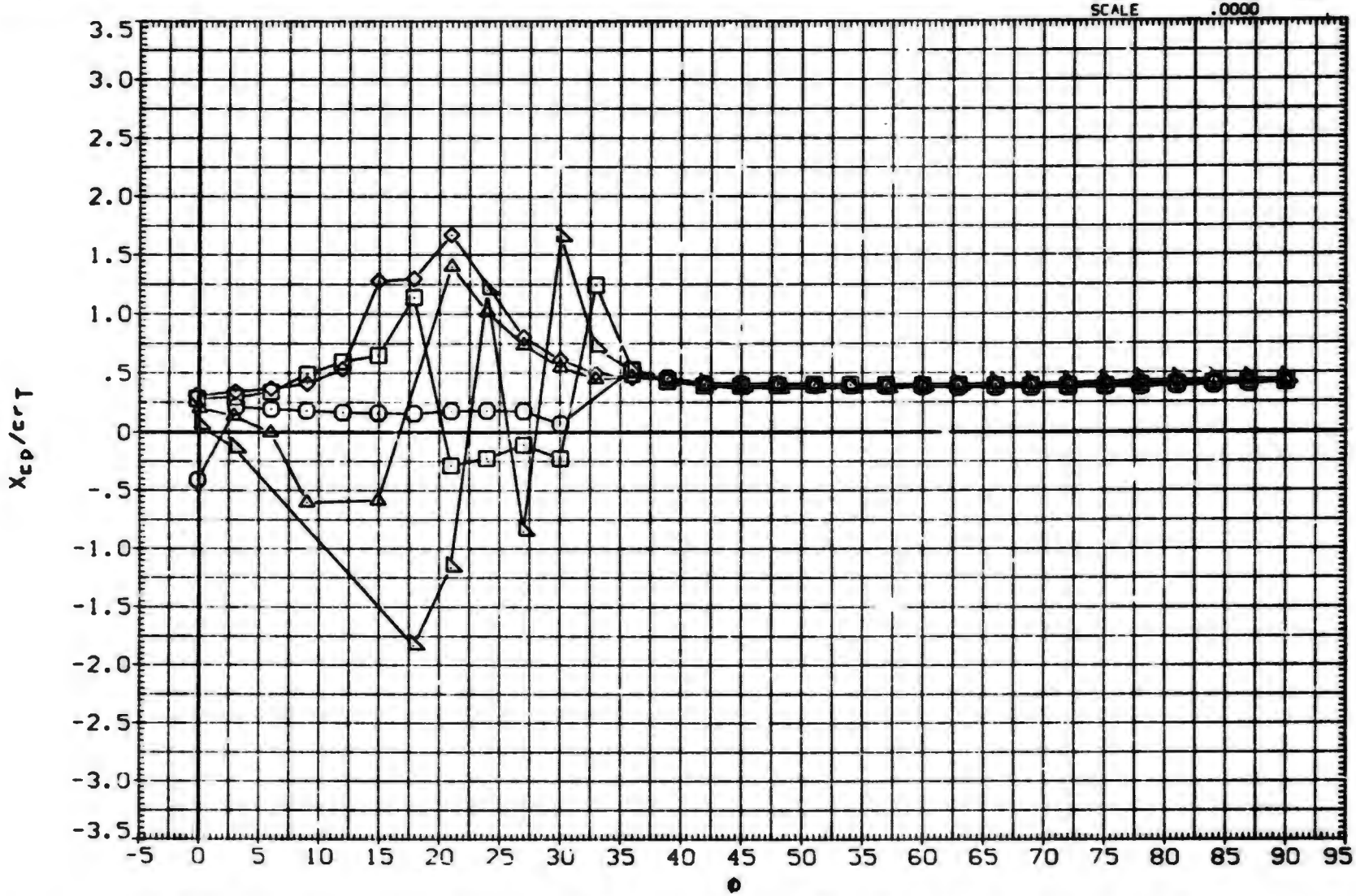

FIN AERODYNAMIC CHARACTERISTICS AS A FUNCTION OF ROLL ANGLE. B1T11 (FIN 1)

(B)MACH = 1.00

DATA SET	SYMBOL	CONFIGURATION DESCRIPTION	ALPHA	LAMBDA	RT.CRD	SEMSPN
(SXA309)	○	AEDC TF 368 BODY-TAIL. BIT11 (TAIL FIN T1)	25.000	1.000	3.749	1.875
(BXAATH)	□	AEDC TF 368 BODY-TAIL. BIT11 (TAIL FIN T1)	30.000	1.000	3.749	1.875
(BXAATI)	◇	AEDC TF 368 BODY-TAIL. BIT11 (TAIL FIN T1)	35.000	1.000	3.749	1.875
(BXAATJ)	△	AEDC TF 368 BODY-TAIL. BIT11 (TAIL FIN T1)	40.000	1.000	3.749	1.875
(BXAATK)	◺	AEDC TF 368 BODY-TAIL. BIT11 (TAIL FIN T1)	45.000	1.000	3.749	1.875

REFERENCE INFORMATION

SREF	7.0280	SQ.IN.
LREF	3.7490	IN.
BREF	1.8750	IN.
XMRP	.4500	IN.
YMRP	.0000	IN.
ZMRP	.0000	IN.
SCALE	.0000	

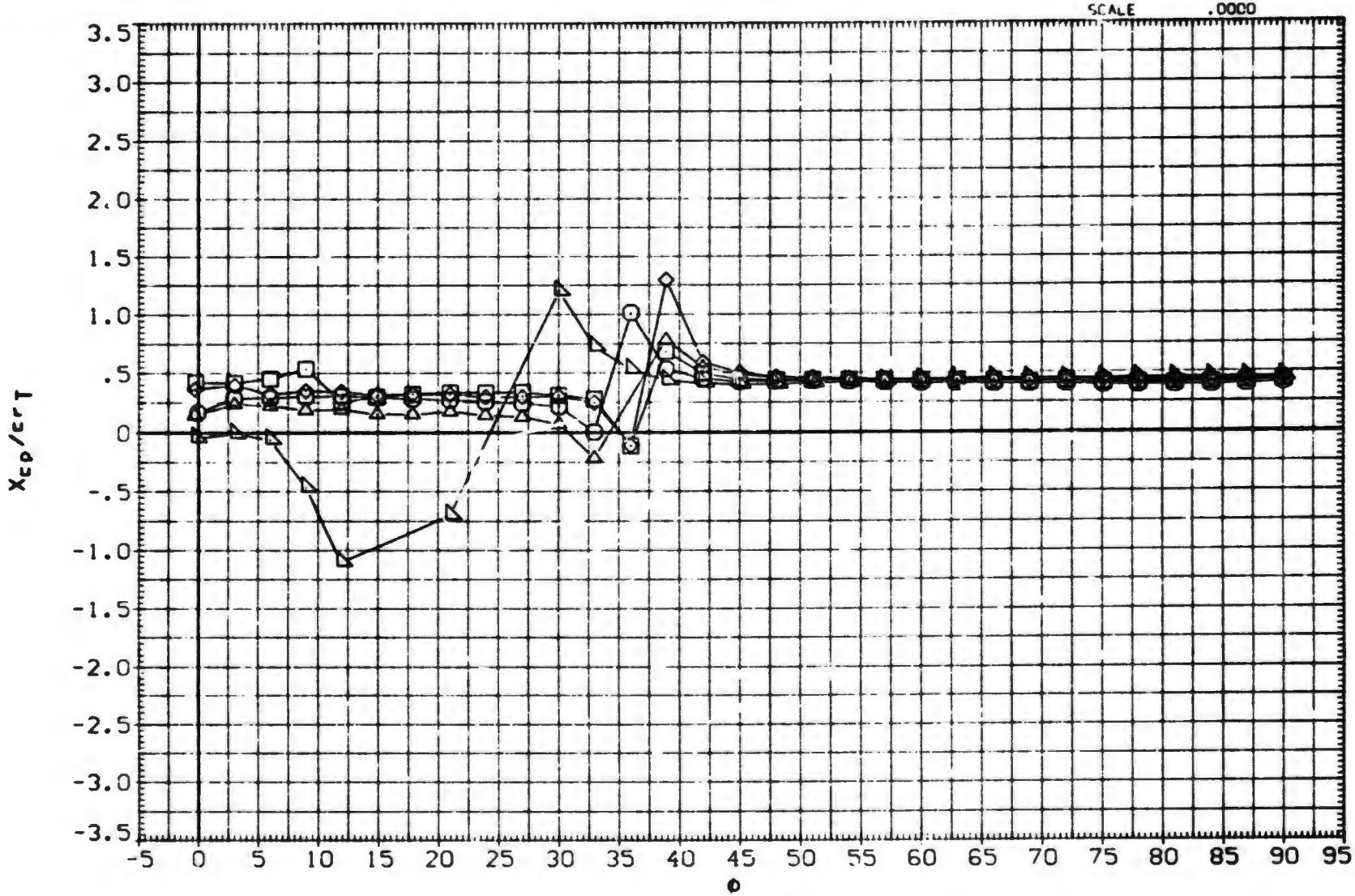

FIN AERODYNAMIC CHARACTERISTICS AS A FUNCTION OF ROLL ANGLE. BIT11 (FIN 1)

(C)MACH = 1.20

DATA SET	SYMBOL	CONFIGURATION DESCRIPTION
(SXA309)	○	DATA NOT AVAILABLE
(BXAATH)	□	AEDC TF 368 BODY-TAIL. BIT11 (TAIL FIN T1)
(BXAATI)	◇	AEDC TF 368 BODY-TAIL. BIT11 (TAIL FIN T1)
(BXAATJ)	△	AEDC TF 368 BODY-TAIL. BIT11 (TAIL FIN T1)
(BXAATK)	◺	AEDC TF 368 BODY-TAIL. BIT11 (TAIL FIN T1)

ALPHA	LAMBDA	RT.CRD	SEMSPN
25.000	1.000	3.749	1.875
30.000	1.000	3.749	1.875
35.000	1.000	3.749	1.875
40.000	1.000	3.749	1.875
45.000	1.000	3.749	1.875

REFERENCE INFORMATION

SREF	7.0280	SQ. IN.
LREF	3.7490	IN.
BREF	1.8750	IN.
XMRP	.4500	IN.
YMRP	.0000	IN.
ZMRP	.0000	IN.
SCALE	.0000	

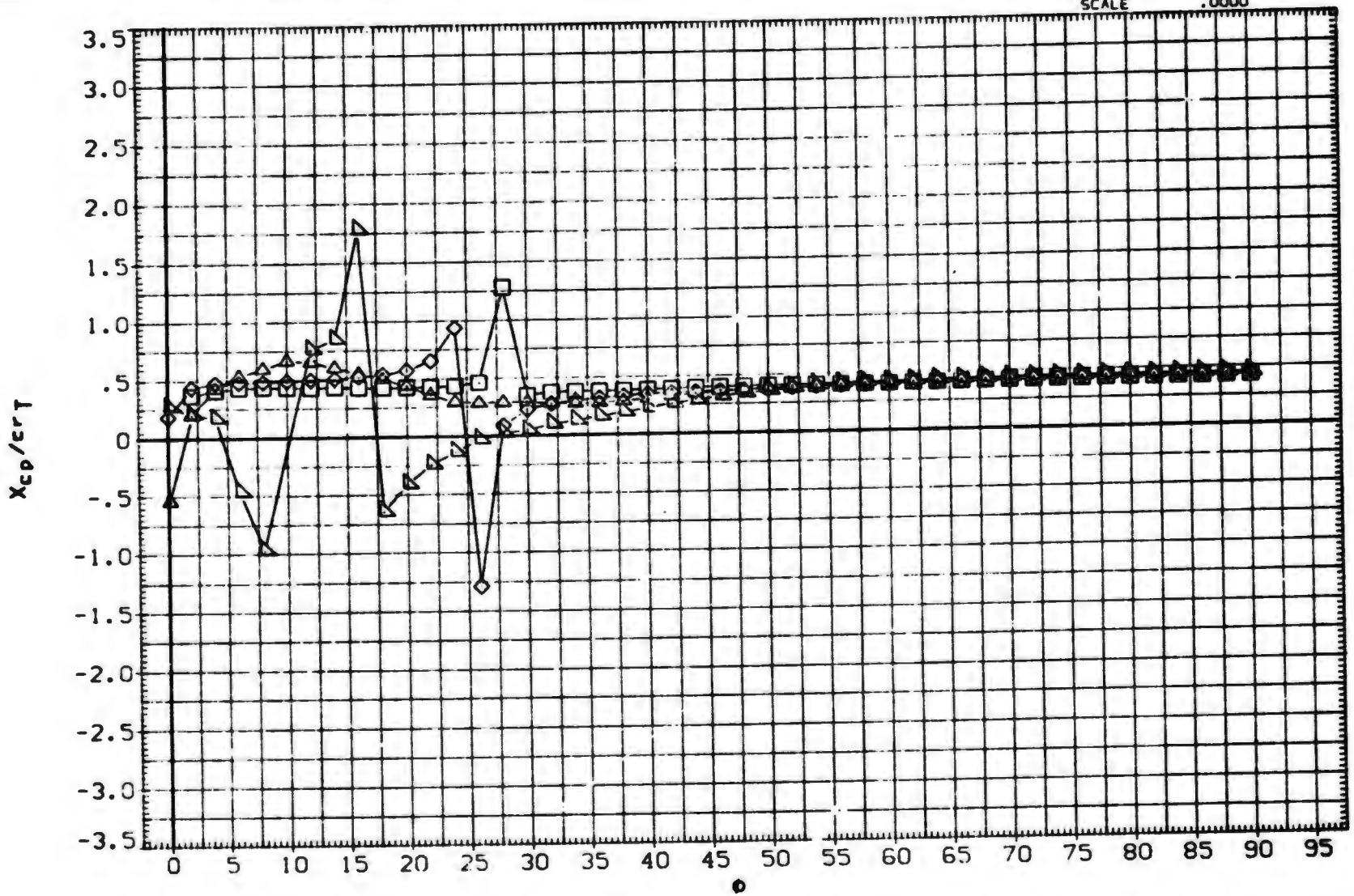

FIN AERODYNAMIC CHARACTERISTICS AS A FUNCTION OF ROLL ANGLE. BIT11 (FIN 1)

(D)MACH = 2.00

DATA SET	SYMBOL	CONFIGURATION DESCRIPTION
(SXA309)	○	DATA NOT AVAILABLE
(BXAATH)	□	AEDC TF 368 BODY-TAIL. BIT11 (TAIL FIN T1)
(BXAATI)	◇	AEDC TF 368 BODY-TAIL. BIT11 (TAIL FIN T1)
(BXAATJ)	△	AEDC TF 368 BODY-TAIL. BIT11 (TAIL FIN T1)
(BXAATK)	◺	AEDC TF 368 BODY-TAIL. BIT11 (TAIL FIN T1)

ALPHA	LAMBDA	RT.CRD	SEMSPN
25.000	1.000	3.749	1.875
30.000	1.000	3.749	1.875
35.000	1.000	3.749	1.875
40.000	1.000	3.749	1.875
45.000	1.000	3.749	1.875

REFERENCE INFORMATION		
SREF	7.0280	SQ.IN.
LREF	3.7490	IN.
BREF	1.8750	IN.
XMRP	.4500	IN.
YMRP	.0000	IN.
ZMRP	.0000	IN.
SCALE	.0000	

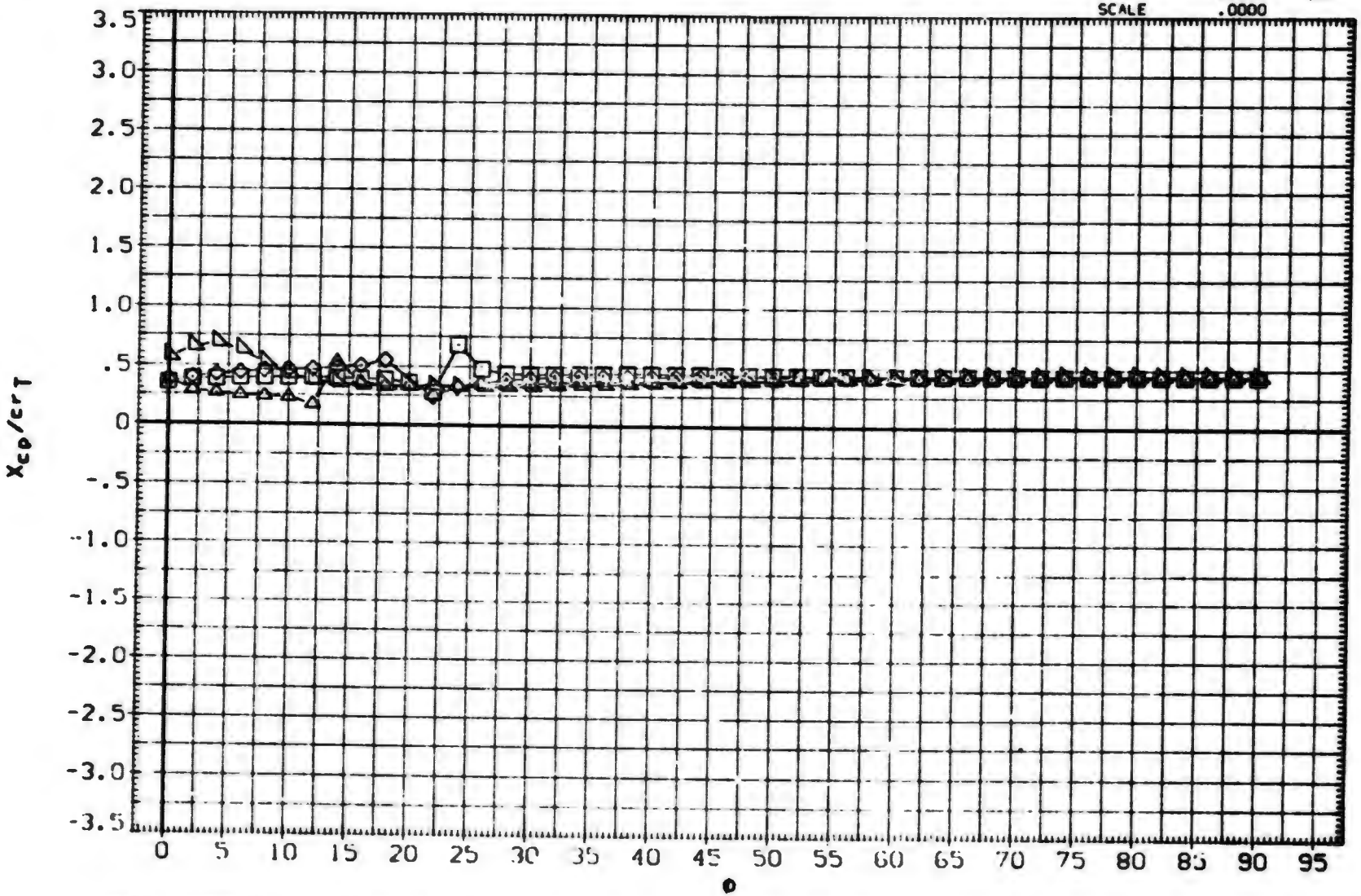

FIN AERODYNAMIC CHARACTERISTICS AS A FUNCTION OF ROLL ANGLE. BIT11 (FIN 1)

(E)MACH = 2.50

DATA SET	SYMBOL	CONFIGURATION DESCRIPTION	ALPHA	LAMBDA	RT.CRD	SEMSPN
(SXA309)	○	DATA NOT AVAILABLE	25.000	1.000	3.749	1.875
(BXAATH)	□	AEDC TF 368 BODY-TAIL. B1T11 (TAIL FIN T1)	30.000	1.000	3.749	1.875
(BXAATI)	◇	AEDC TF 368 BODY-TAIL. B1T11 (TAIL FIN T1)	35.000	1.000	3.749	1.875
(BXAATJ)	◁	AEDC TF 368 BODY-TAIL. B1T11 (TAIL FIN T1)	40.000	1.000	3.749	1.875
(BXAATK)	△	AEDC TF 368 BODY-TAIL. B1T11 (TAIL FIN T1)	45.000	1.000	3.749	1.875

REFERENCE INFORMATION

SREF	7.0280	SQ. IN.
LREF	3.7490	IN.
BREF	1.8750	IN.
XMRP	.4500	IN.
YMRP	.0000	IN.
ZMRP	.0000	IN.
SCALE	.0000	

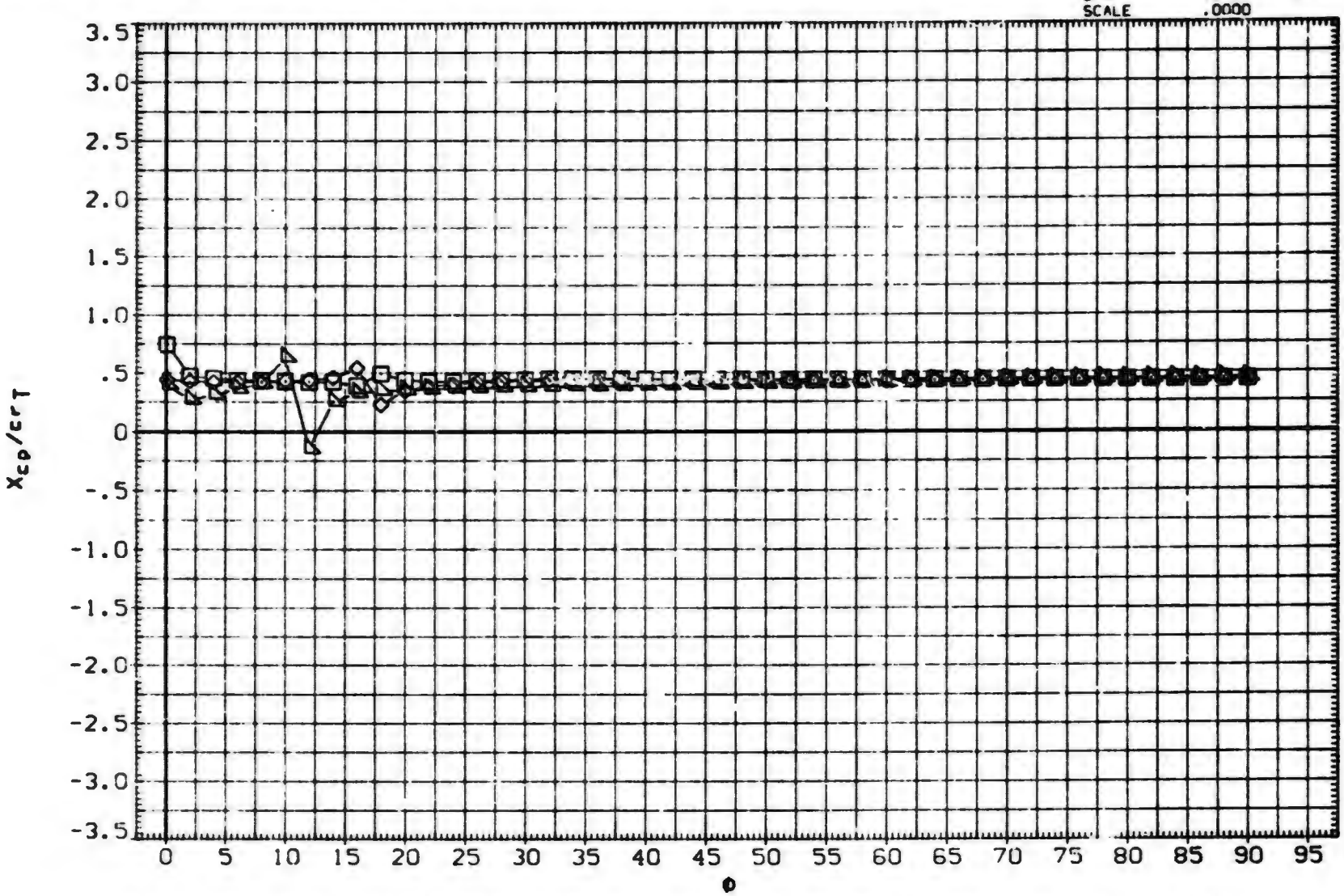

FIN AERODYNAMIC CHARACTERISTICS AS A FUNCTION OF ROLL ANGLE. B1T11 (FIN 1)

(F)MACH = 3.01

DATA SET	SYMBOL	CONFIGURATION DESCRIPTION	ALPHA	LAMBDA	RT.CRD	SEMSPN
(SXA309)	○	AEDC TF 368 BODY-TAIL. BITII (TAIL FIN TI)	25.000	1.000	3.749	1.875
(BXAATH)	□	AEDC TF 368 BODY-TAIL. BITII (TAIL FIN TI)	30.000	1.000	3.749	1.875
(BXAATI)	◇	AEDC TF 368 BODY-TAIL. BITII (TAIL FIN TI)	35.000	1.000	3.749	1.875
(BXAATJ)	◁	AEDC TF 368 BODY-TAIL. BITII (TAIL FIN TI)	40.000	1.000	3.749	1.875
(BXAATK)	▷	AEDC TF 368 BODY-TAIL. BITII (TAIL FIN TI)	45.100	1.000	3.749	1.875

REFERENCE INFORMATION

SREF	7.0280	SQ. IN.
LREF	3.7490	IN.
BREF	1.8750	IN.
XMRP	.4500	IN.
YMRP	.0000	IN.
ZMRP	.0000	IN.
SCALE	.0000	

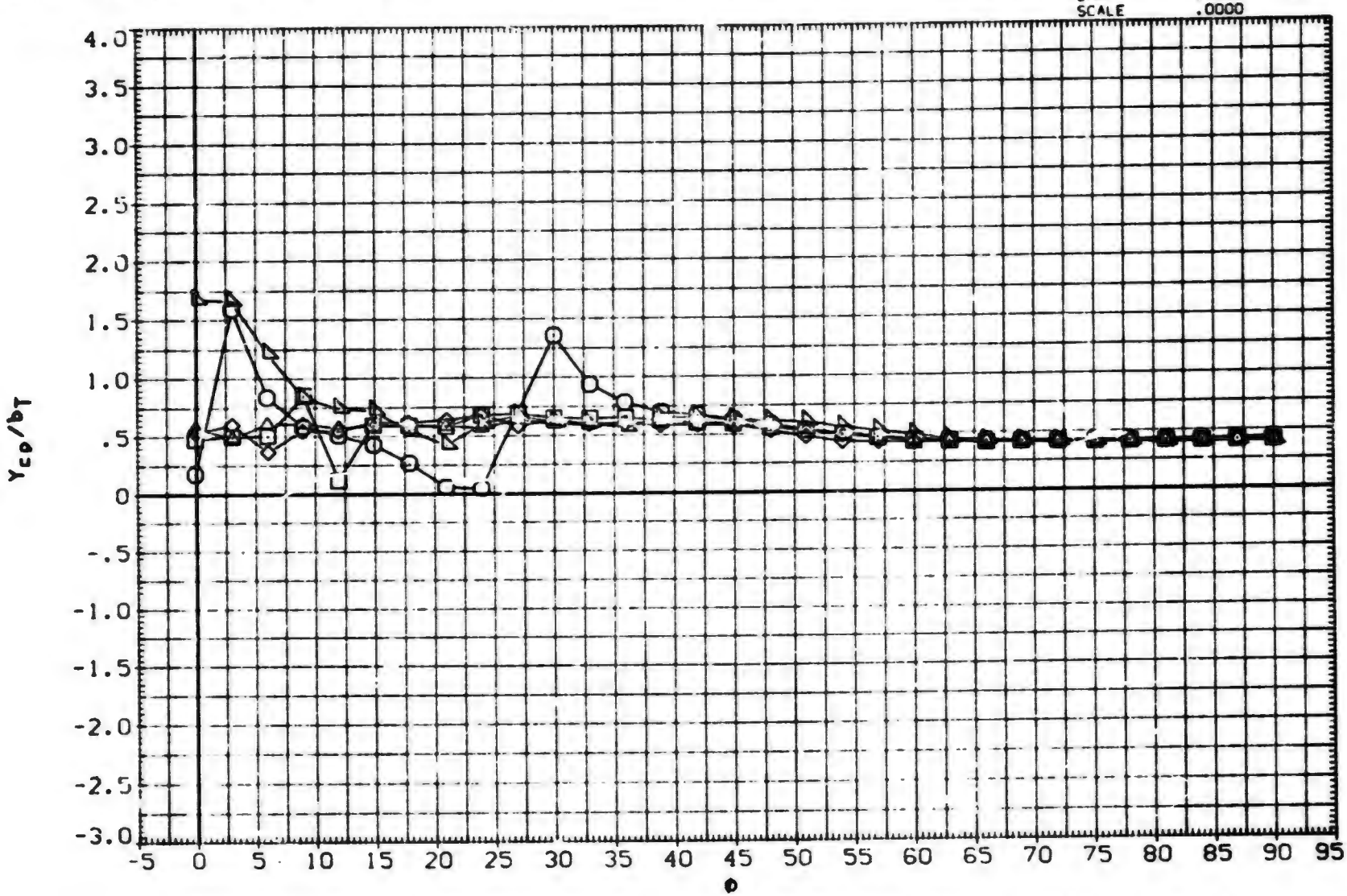

FIN AERODYNAMIC CHARACTERISTICS AS A FUNCTION OF ROLL ANGLE. BITII (FIN 1)

(A)MACH = .80

DATA SET	SYMBOL	CONFIGURATION DESCRIPTION	ALPHA	LAMBDA	RT.CRD	SEMSPN
(SXA309)	○	AEDC TF 368 BODY-TAIL. BIT11 (TAIL FIN T1)	25.000	1.000	3.749	1.875
(BXAATH)	□	AEDC TF 368 BODY-TAIL. BIT11 (TAIL FIN T1)	30.000	1.000	3.749	1.875
(BXAATI)	◇	AEDC TF 368 BODY-TAIL. BIT11 (TAIL FIN T1)	35.000	1.000	3.749	1.875
(BXAATJ)	⧖	AEDC TF 368 BODY-TAIL. BIT11 (TAIL FIN T1)	40.000	1.000	3.749	1.875
(BXAATK)	◺	AEDC TF 368 BODY-TAIL. BIT11 (TAIL FIN T1)	45.000	1.000	3.749	1.875

REFERENCE INFORMATION

SREF	7.0280	SQ.IN.
LREF	3.7490	IN.
BREF	1.8750	IN.
XMRP	.4500	IN.
YMRP	.0000	IN.
ZMRP	.0000	IN.
SCALE	.0000	

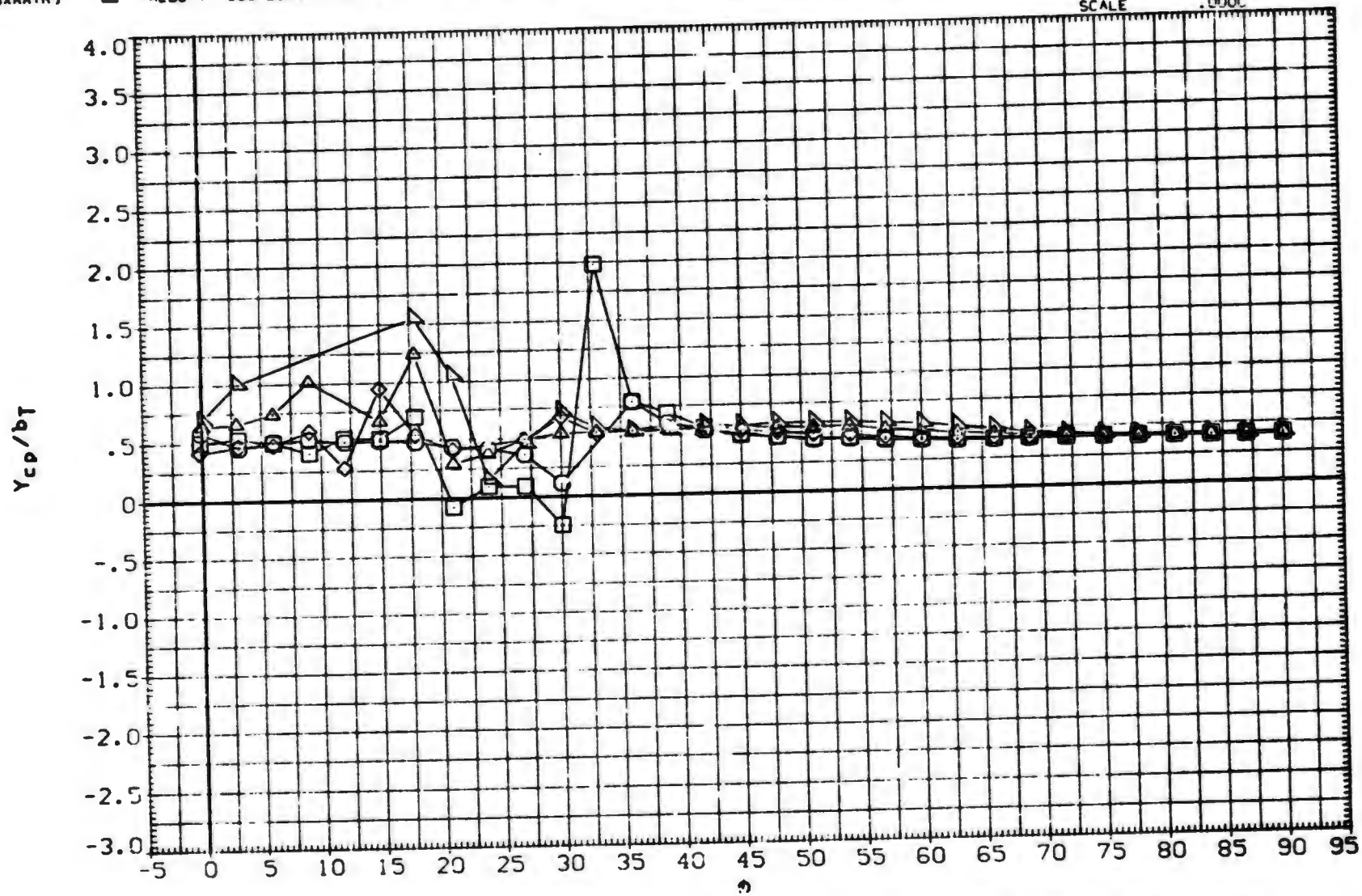

FIN AERODYNAMIC CHARACTERISTICS AS A FUNCTION OF ROLL ANGLE. BIT11 (FIN 1)

(B)MACH = 1.00

DATA SET	SYMBOL	CONFIGURATION DESCRIPTION
(SXA309)	○	AEDC TF 368 BODY-TAIL. BITI1 (TAIL FIN T1)
(BXAATH)	□	AEDC TF 368 BODY-TAIL. BITI1 (TAIL FIN T1)
(BXAATI)	◇	AEDC TF 368 BODY-TAIL. BITI1 (TAIL FIN T1)
(BXAATJ)	◁	AEDC TF 368 BODY-TAIL. BITI1 (TAIL FIN T1)
(BXAATK)	△	AEDC TF 368 BODY-TAIL. BITI1 (TAIL FIN T1)

ALPHA	LAMBDA	RT.CRD	SEMSPN
25.000	1.000	3.749	1.875
30.000	1.000	3.749	1.875
35.000	1.000	3.749	1.875
40.000	1.000	3.749	1.875
45.000	1.000	3.749	1.875

REFERENCE INFORMATION		
SREF	7.0280	SQ. IN.
LREF	3.7490	IN.
BREF	1.8750	IN.
XMRP	.4500	IN.
YMRP	.0000	IN.
ZMRP	.0000	IN.
SCALE	.0000	

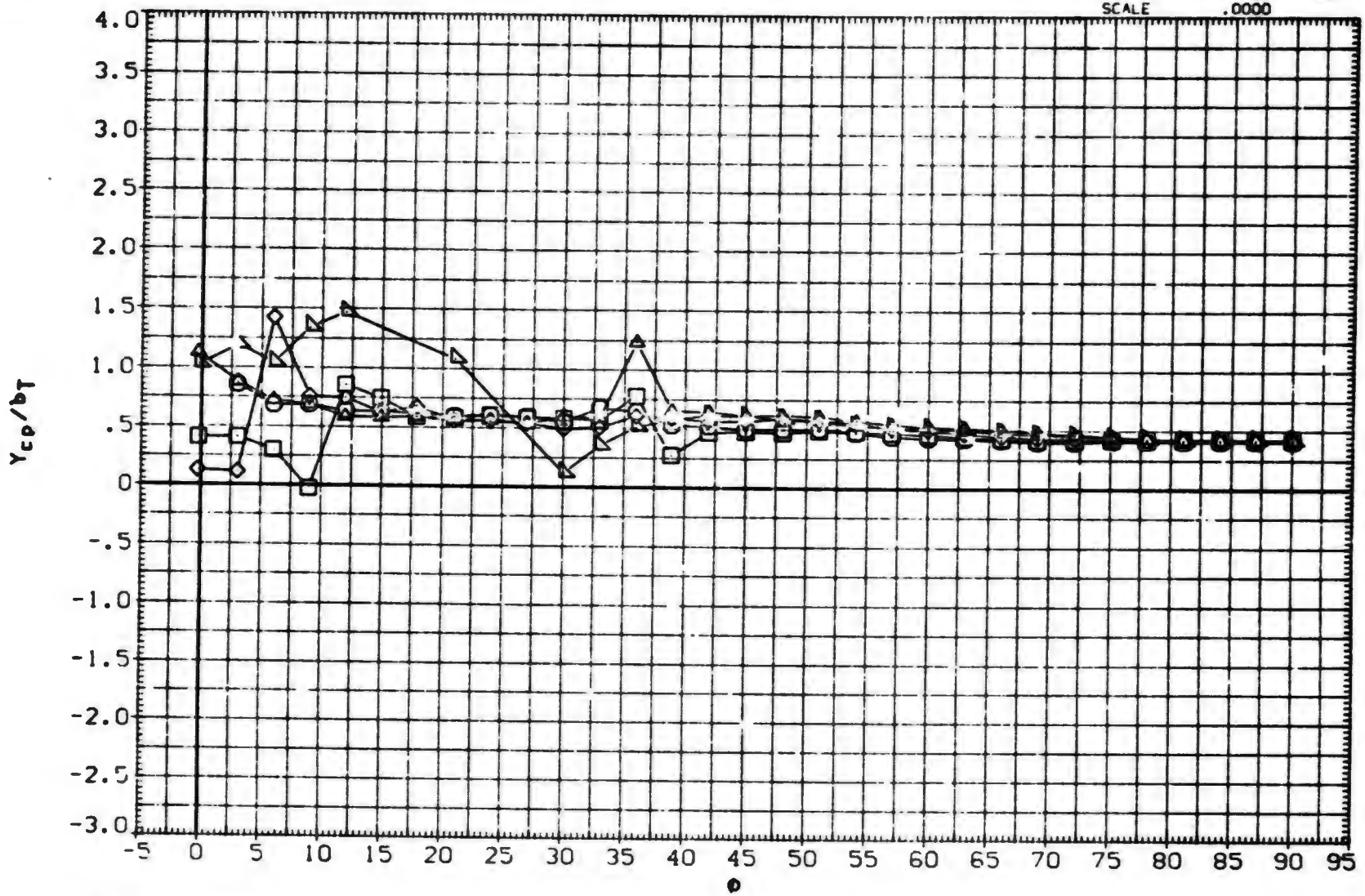

FIN AERODYNAMIC CHARACTERISTICS AS A FUNCTION OF ROLL ANGLE. BITI1 (FIN 1)

(C)MACH = 1.20

DATA SET	SYMBOL	CONFIGURATION DESCRIPTION	ALPHA	LAMBDA	RT.CRD	SEMSPN
(SXA309)	○	DATA NOT AVAILABLE	25.000	1.000	3.749	1.875
(6XAATH)	□	AEDC TF 368 BODY-TAIL. BITI1 (TAIL FIN T1)	30.000	1.000	3.749	1.875
(8XAATI)	◇	AEDC TF 368 BODY-TAIL. BITI1 (TAIL FIN T1)	35.000	1.000	3.749	1.875
(8XAATJ)	△	AEDC TF 368 BODY-TAIL. BITI1 (TAIL FIN T1)	40.000	1.000	3.749	1.875
(8XAATK)	◺	AEDC TF 368 BODY-TAIL. BITI1 (TAIL FIN T1)	45.000	1.000	3.749	1.875

REFERENCE INFORMATION

SREF	7.0280	SQ.IN.
LREF	3.7490	IN.
BREF	1.8750	IN.
XMRP	.4500	IN.
YMRP	.0000	IN.
ZMRP	.0000	IN.
SCALE	.0000	

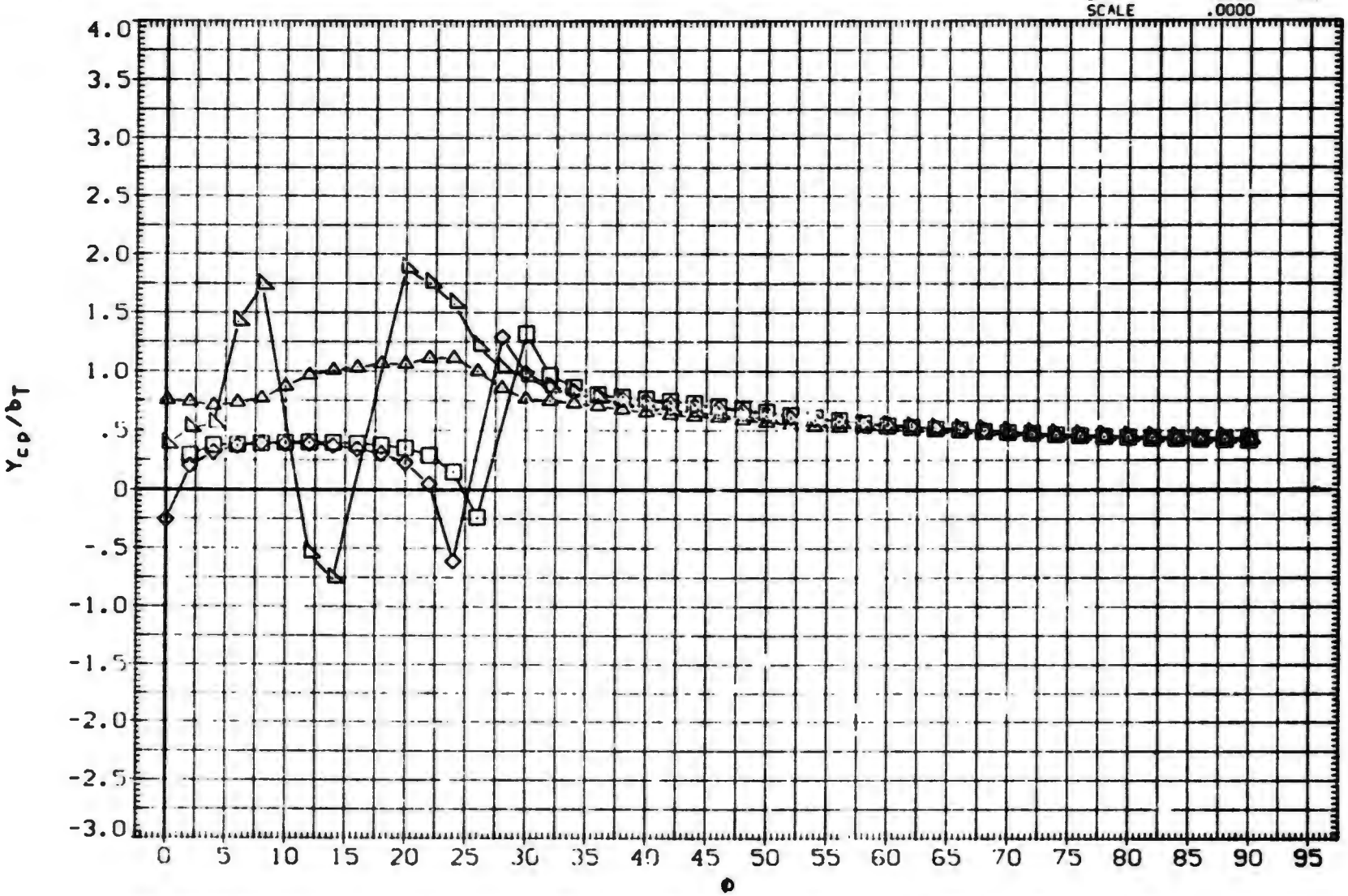

FIN AERODYNAMIC CHARACTERISTICS AS A FUNCTION OF ROLL ANGLE. BITI1 (FIN 1)

(D)MACH = 2.00

DATA SET	SYMBOL	CONFIGURATION DESCRIPTION	ALPHA	LAMBDA	RT.CRD	SEMSPN
(SXA309)	○	DATA NOT AVAILABLE	25.000	1.000	3.749	1.875
(BXAATH)	□	AEDC TF 368 BODY-TAIL. BIT11 (TAIL FIN T1)	30.000	1.000	3.749	1.875
(BXAATI)	◇	AEDC TF 368 BODY-TAIL. BIT11 (TAIL FIN T1)	35.000	1.000	3.749	1.875
(BXAATJ)	△	AEDC TF 368 BODY-TAIL. BIT11 (TAIL FIN T1)	40.000	1.000	3.749	1.875
(BXAATK)	◺	AEDC TF 368 BODY-TAIL. BIT11 (TAIL FIN T1)	45.000	1.000	3.749	1.875

REFERENCE INFORMATION

SREF	7.0280	SQ.IN.
LREF	3.7490	IN.
BREF	1.8750	IN.
XMRP	.4500	IN.
YMRP	.0000	IN.
ZMRP	.0000	IN.
SCALE	.0000	

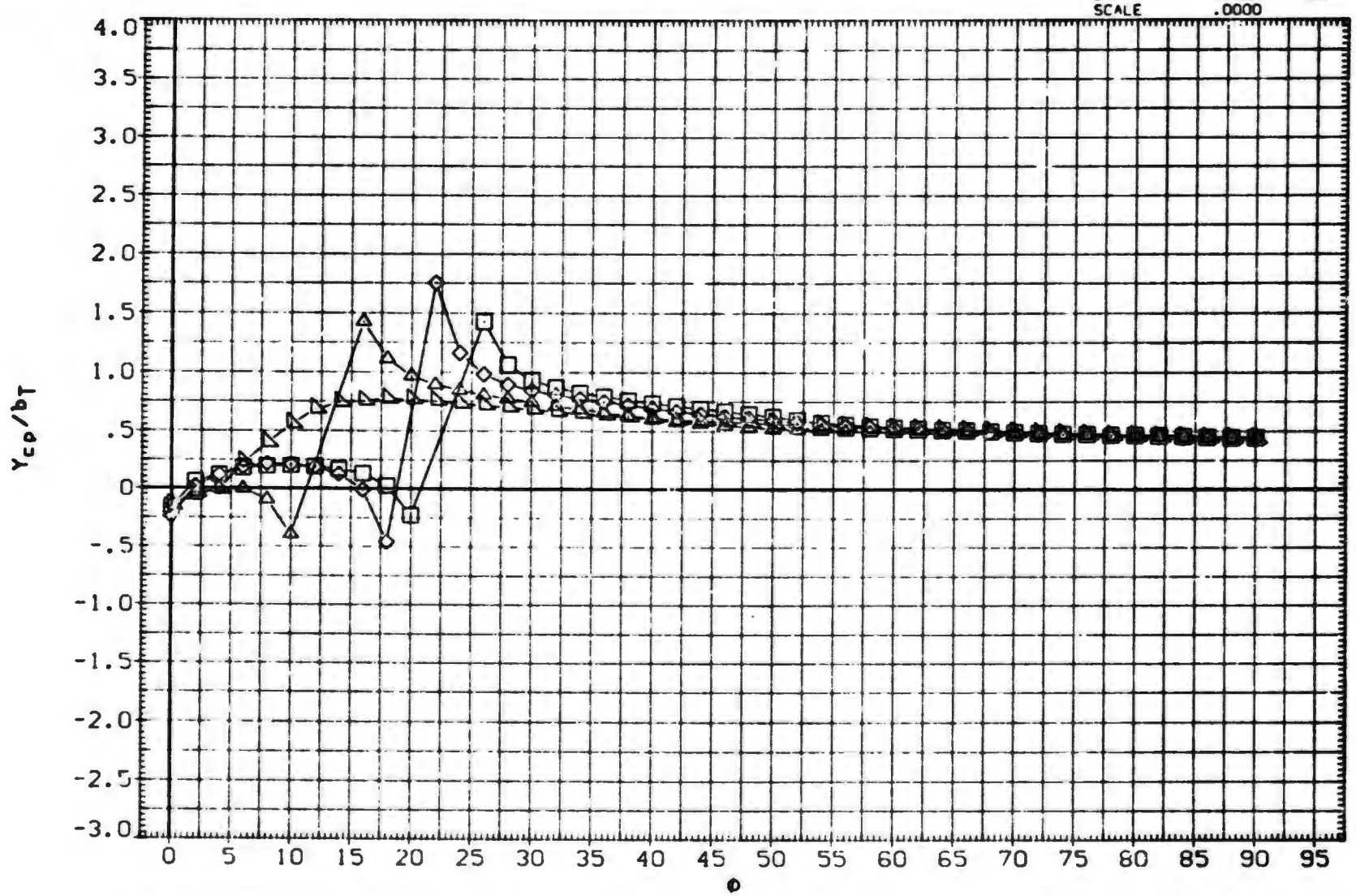

FIN AERODYNAMIC CHARACTERISTICS AS A FUNCTION OF ROLL ANGLE. BIT11 (FIN 1)

(□)MACH = 2.50

DATA SET	SYMBOL	CONFIGURATION DESCRIPTION	ALPHA	LAMBDA	RT.CRD	SEMSPN
(SXA309)	○	DATA NOT AVAILABLE	25.000	1.000	3.749	1.875
(BXAATH)	□	AEDC TF 368 BODY-TAIL. B1T11 (TAIL FIN T1)	30.000	1.000	3.749	1.875
(BXAATI)	◇	AEDC TF 368 BODY-TAIL. B1T11 (TAIL FIN T1)	35.000	1.000	3.749	1.875
(BXAATJ)	◁	AEDC TF 368 BODY-TAIL. B1T11 (TAIL FIN T1)	40.000	1.000	3.749	1.875
(BXAATK)	◺	AEDC TF 368 BODY-TAIL. B1T11 (TAIL FIN T1)	45.000	1.000	3.749	1.875

REFERENCE INFORMATION		
SREF	7.0280	SQ.IN.
LREF	3.7490	IN.
BREF	1.8750	IN.
XMRP	.4500	IN.
YMRP	.0000	IN.
ZMRP	.0000	IN.
SCALE	.0000	

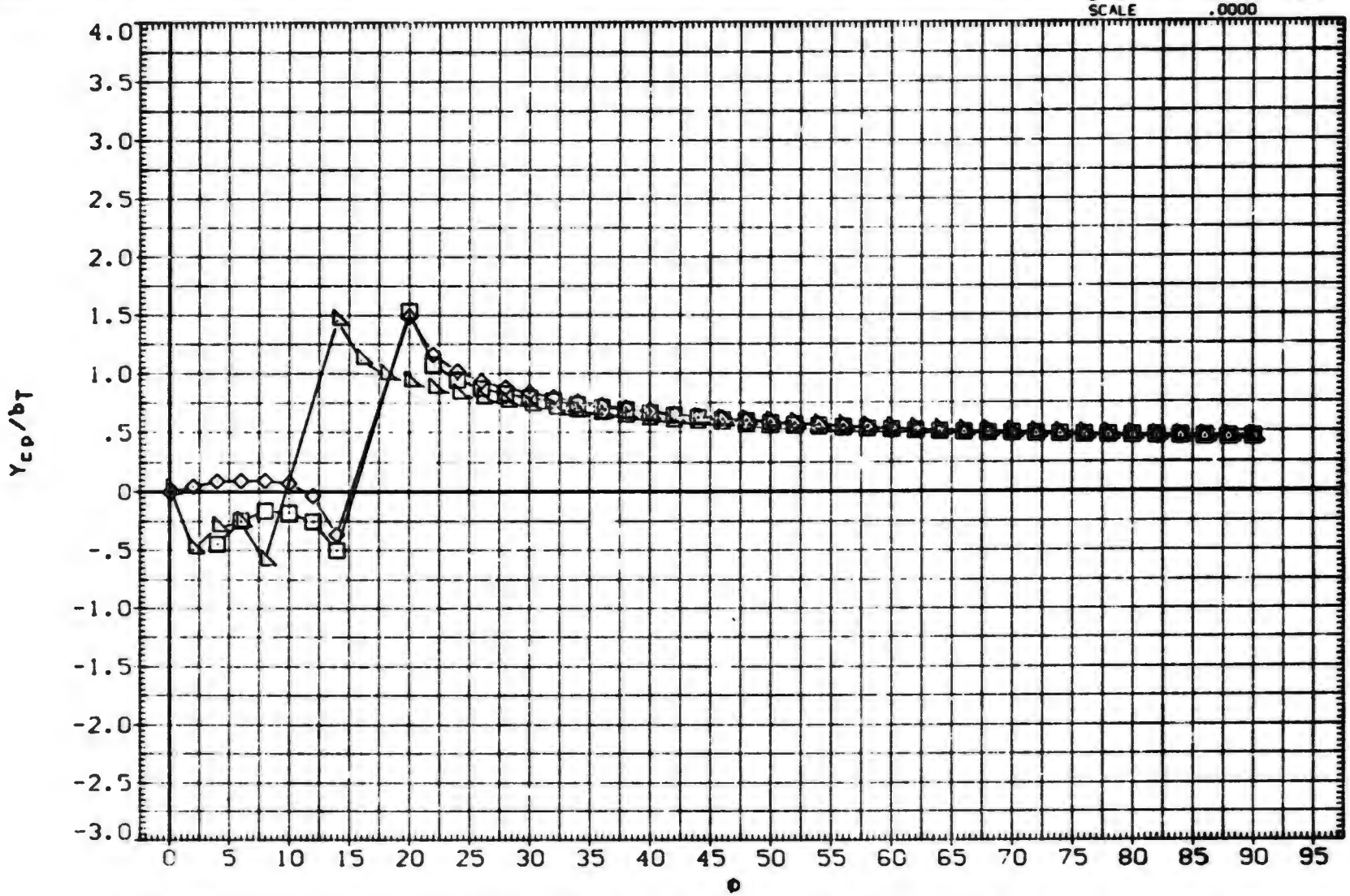

FIN AERODYNAMIC CHARACTERISTICS AS A FUNCTION OF ROLL ANGLE. B1T11 (FIN 1)

(F)MACH = 3.01

(JXA023) MDAC 261/AEDC 52 BODY-TAIL, B1T11 (TAIL FIN, T1)

SYMBOL	PHI
○	.000
□	15.000
◇	30.000
△	45.000

PARAMETRIC VALUES

MACH	.800	A.R.	1.000		
LAMBDA	1.000	RT.CRD	3.749		
SEMSPN	1.875	AREA	7.028		

DATASET	ALPHA	DATASET	ALPHA
JXA023	.000	JXA025	2.000
JXA026	4.000	JXA029	10.500
JXA031	14.800	IXA034	20.000
IXA309	25.000	IXA310	30.000
IXA311	35.000	IXA312	40.000
IXA313	45.000		

REFERENCE INFORMATION

SREF	7.0280	SQ. IN.
LREF	3.7490	IN.
BREF	1.8750	IN.
XMRP	.4500	IN.
YMRP	.0000	IN.
ZMRP	.0000	IN.
SCALE	.0000	

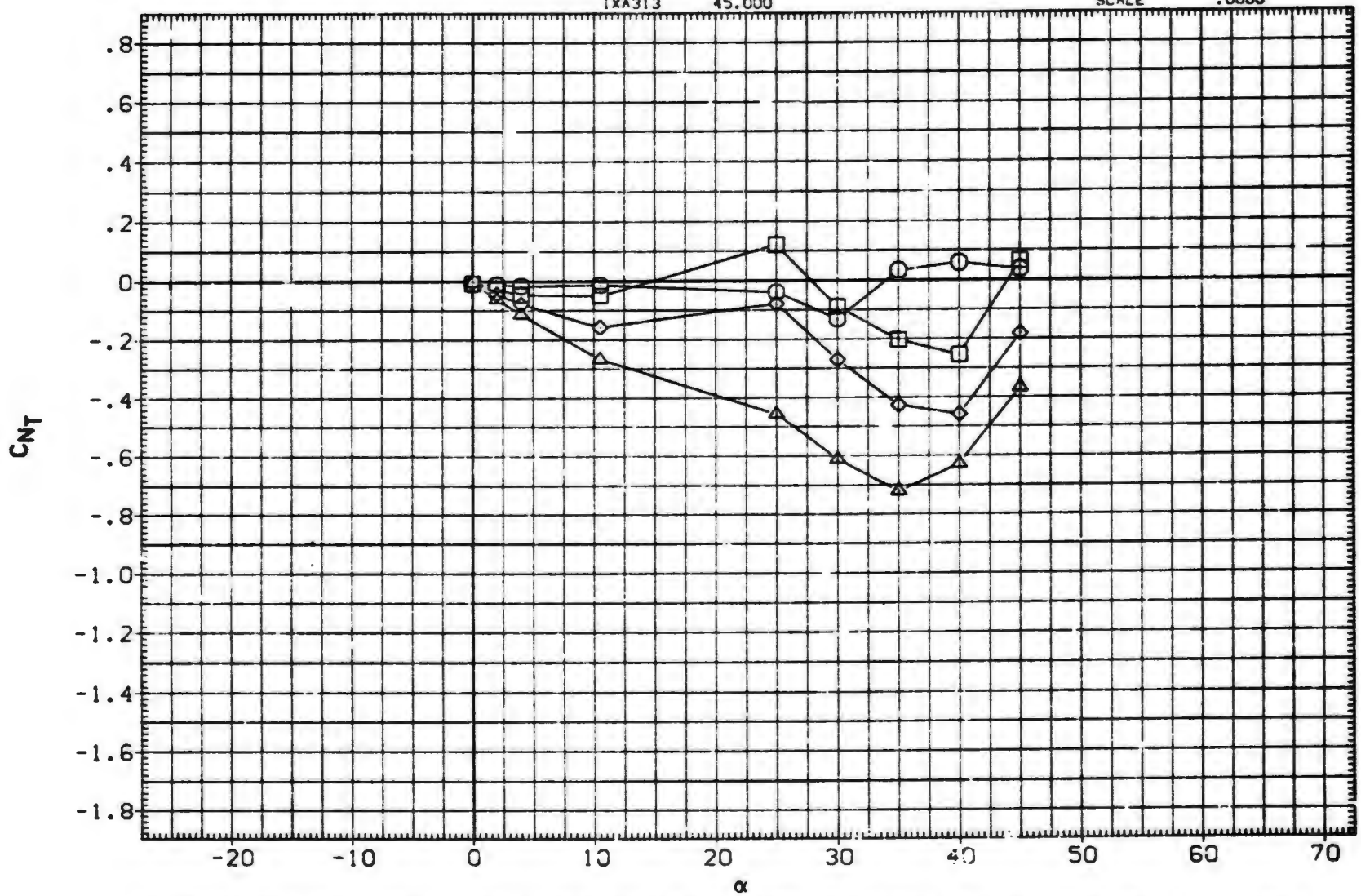

FIN AERODYNAMIC CHARACTERISTICS AS A FUNCTION OF ANGLE OF ATTACK, B1T11 (FIN 1)

(JXA023) MDAC 261/AEDC 52 BODY-TAIL, B1T11 (TAIL FIN, T1)

SYMBOL	PHI
○	60.000
□	75.000
◇	90.000

PARAMETRIC VALUES

MACH	.800	A.R.	1.000		
LAMBDA	1.000	RT.CRD	3.749		
SEMSPN	1.875	AREA	7.028		

DATASET	ALPHA	DATASET	ALPHA
JXA023	.000	JXA025	2.000
JXA026	4.000	JXA029	10.500
JXA031	14.800	IXA034	20.000
IXA309	25.000	IXA310	30.000
IXA311	35.000	IXA312	40.000
IXA313	45.000		

REFERENCE INFORMATION

SREF	7.0280	SQ. IN.
LREF	3.7490	IN.
BREF	1.8750	IN.
XMRP	.4500	IN.
YMRP	.0000	IN.
ZMRP	.0000	IN.
SCALE	.0000	

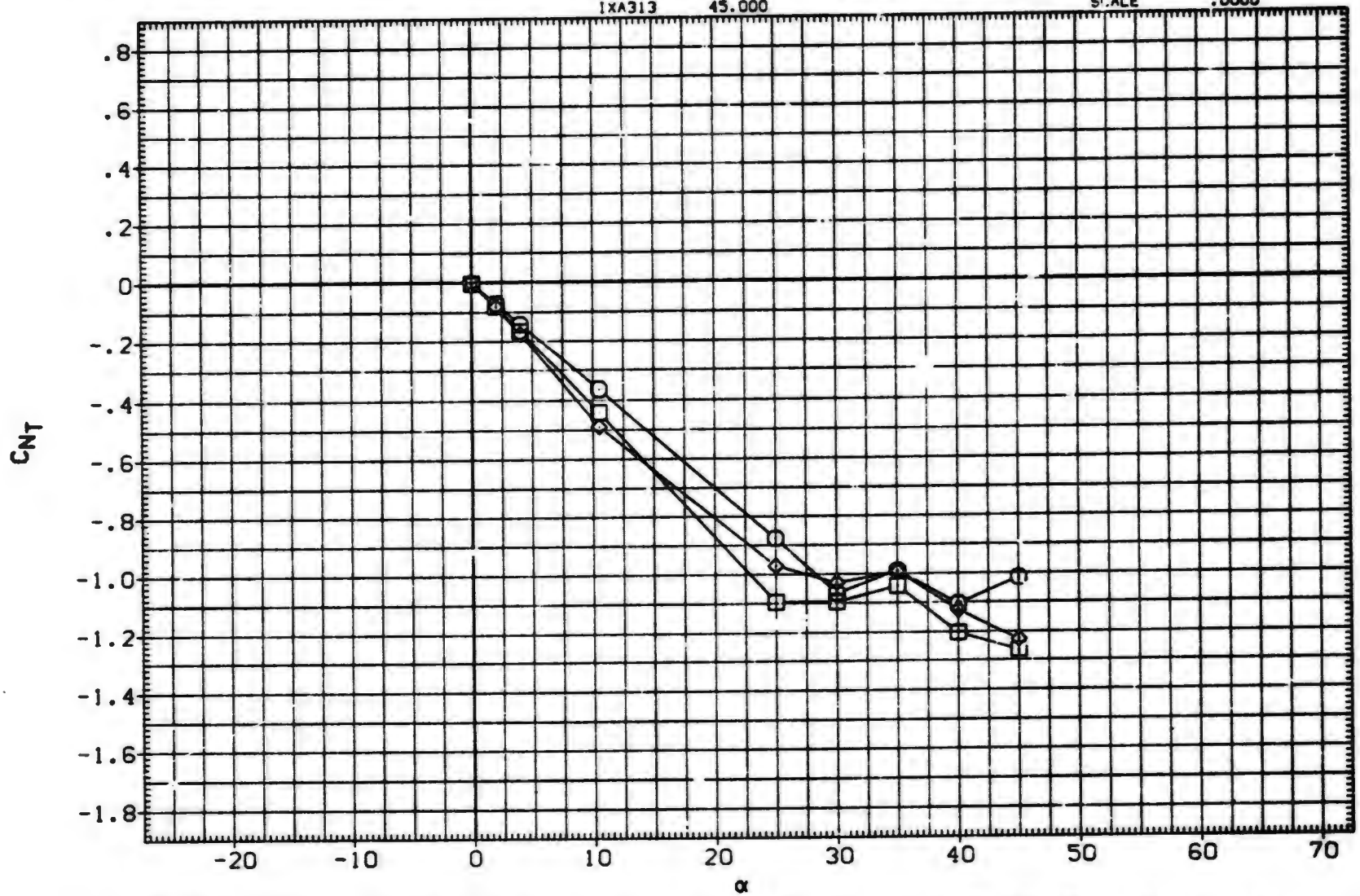

FIN AERODYNAMIC CHARACTERISTICS AS A FUNCTION OF ANGLE OF ATTACK, B1T11 (FIN 1)

(JXA023) MDAC 261/AEDC 52 BODY-TAIL. B1T11 (TAIL FIN. T1)

SYMBOL	PHI
○	.000
□	15.000
◇	30.000
△	45.000

PARAMETRIC VALUES

MACH	1.000	A.R.	1.000	
LAMBDA	1.000	RT.CRD	3.749	
SEMSPN	1.875	AREA	7.028	

DATASET	ALPHA	DATASET	ALPHA
JXA023	.000	JXA025	2.000
JXA026	4.000	JXA029	10.500
JXA031	14.800	IXA034	20.000
IXA309	25.000	IXA310	30.000
IXA311	35.000	IXA312	40.000
IXA313	45.000		

REFERENCE INFORMATION

SREF	7.0280	SQ. IN.
LREF	3.7490	IN.
BREF	1.8750	IN.
XMRP	.4500	IN.
YMRP	.0000	IN.
ZMRP	.0000	IN.
SCALE	.0000	

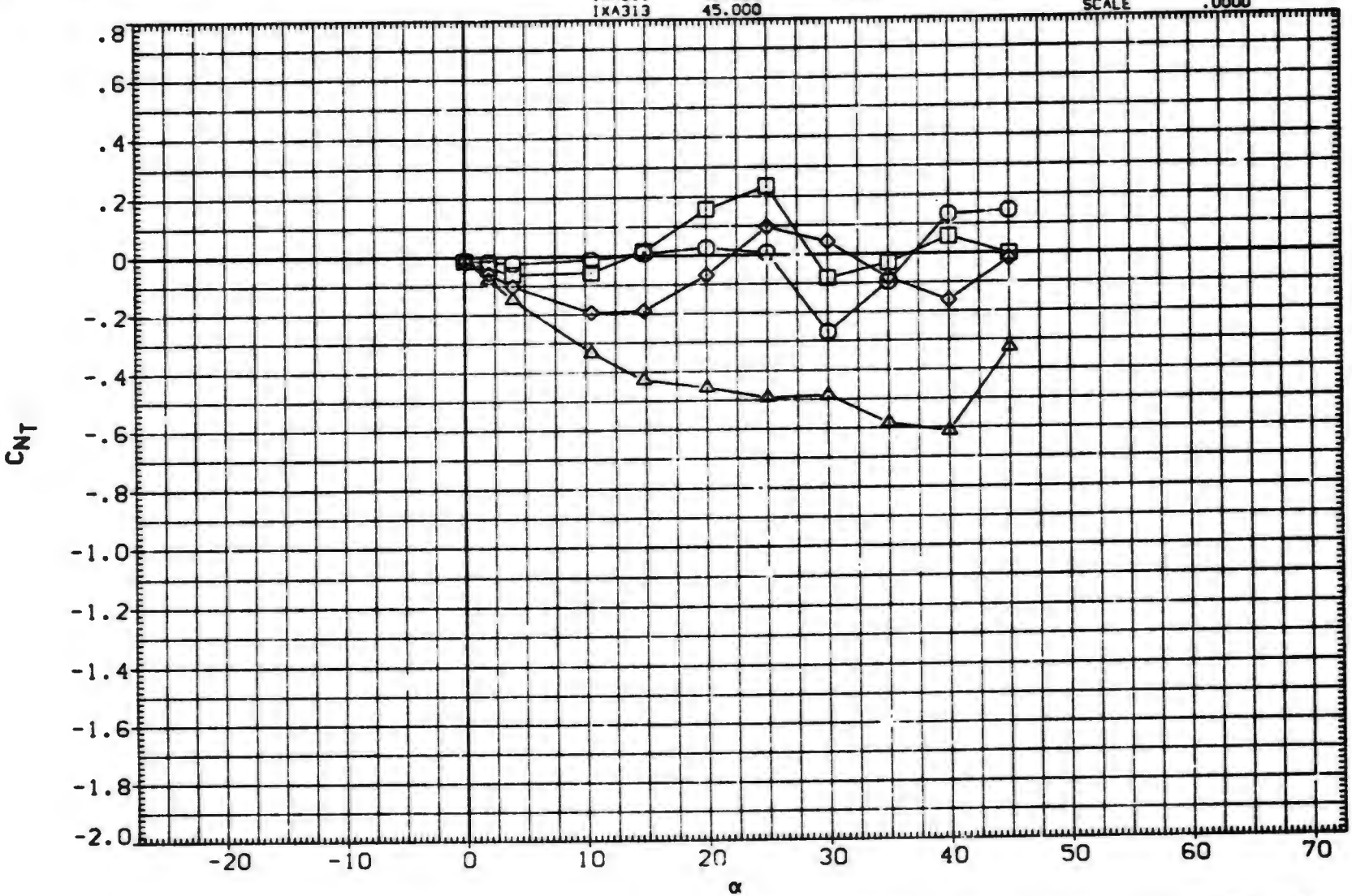

FIN AERODYNAMIC CHARACTERISTICS AS A FUNCTION OF ANGLE OF ATTACK. B1T11 (FIN 1)

(JXA023) MDAC 261/AEDC 52 BODY-TAIL, B1T11 (TAIL FIN, T1)

SYMBOL	PHI		PARAMETRIC VALUES			DATASET	ALPHA	DATASET	ALPHA
○	60.000	MACH	1.000	A.R.	1.000	JXA023	.000	JXA025	2.000
□	75.000	LAMBDA	1.000	RT.CRD	3.749	JXA026	4.000	JXA029	10.500
◇	90.000	SEMSPN	1.875	AREA	7.028	JXA031	14.800	IXA034	20.000
						IXA309	25.000	IXA310	30.000
						IXA311	35.000	IXA312	40.000
						IXA313	45.000		

REFERENCE INFORMATION

SREF	7.0280	SQ. IN.
LREF	3.7490	IN.
BREF	1.8750	IN.
XMRP	.4500	IN.
YMRP	.0000	IN.
ZMRP	.0000	IN.
SCALE	.0000	

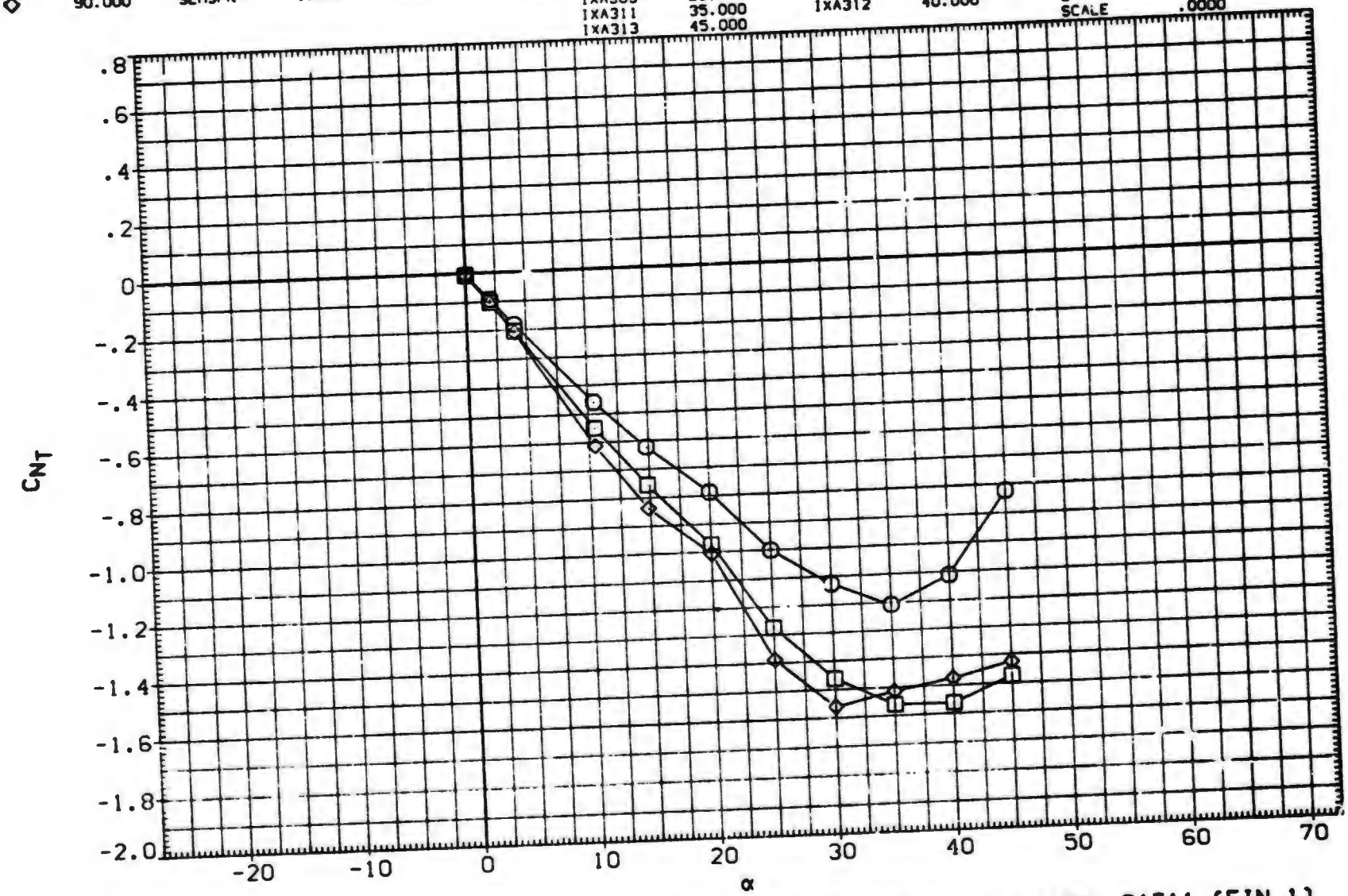

FIN AERODYNAMIC CHARACTERISTICS AS A FUNCTION OF ANGLE OF ATTACK, B1T11 (FIN 1)

(JXA023) MDAC 261/AEDC 52 BODY-TAIL, B1T11 (TAIL FIN, T1)

SYMBOL	PHI
○	.000
□	15.000
◇	30.000
△	45.000

PARAMETRIC VALUES

MACH	1.200	A.R.	1.000		
LAMBDA	1.000	RT.CRD	3.749		
SEMSPN	1.875	AREA	7.028		

DATASET	ALPHA	DATASET	ALPHA
JXA023	.000	JXA025	2.000
JXA026	4.000	JXA029	10.500
JXA031	14.800	IXA034	20.000
IXA309	25.000	IXA310	30.000
IXA311	35.000	IXA312	40.000
IXA313	45.000		

REFERENCE INFORMATION

SREF	7.0280	SQ. IN.
LREF	3.7490	IN.
BREF	1.8750	IN.
XMRP	.4500	IN.
YMRP	.0000	IN.
ZMRP	.0000	IN.
SCALE	.0000	

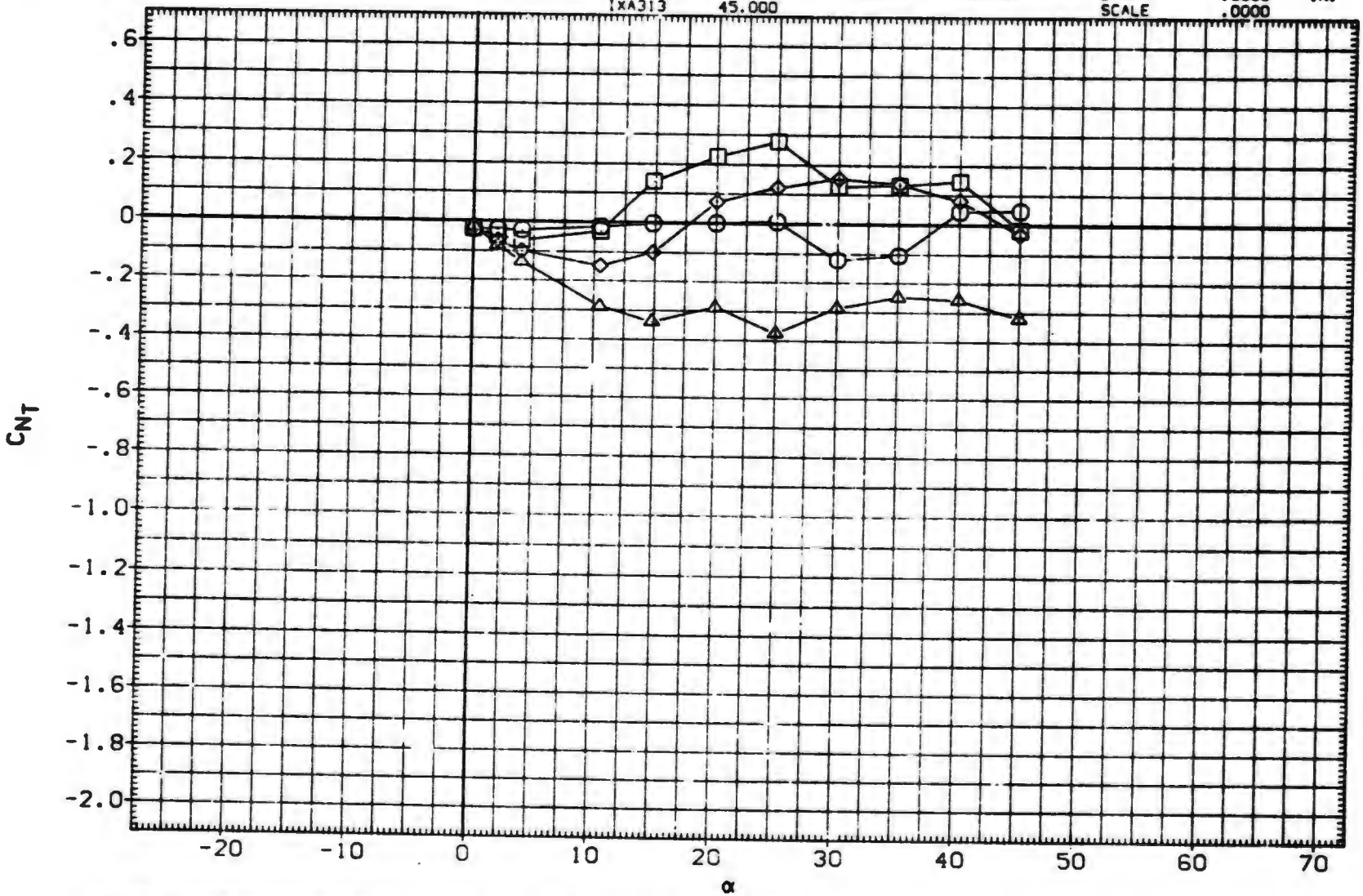

FIN AERODYNAMIC CHARACTERISTICS AS A FUNCTION OF ANGLE OF ATTACK, B1T11 (FIN 1)

(JXA023) MDAC 261/AEDC 52 BODY-TAIL. B1T11 (TAIL FIN. T1)

SYMBOL	PHI		PARAMETRIC VALUES				DATASET	ALPHA	DATASET	ALPHA
○	60.000	MACH	1.200	A.R.	1.000		JXA023	.000	JXA025	2.000
□	75.000	LAMBDA	1.000	RT.CRD	3.749		JXA026	4.000	JXA029	10.500
◇	90.000	SEMSPN	1.875	AREA	7.028		JXA031	14.800	IXA034	20.000
							IXA309	25.000	IXA310	30.000
							IXA311	35.000	IXA312	40.000
							IXA313	45.000		

REFERENCE INFORMATION

SREF	7.0280	SQ.IN.
LREF	3.7490	IN.
BREF	1.8750	IN.
XMRP	.4500	IN.
YMRP	.0000	IN.
ZMRP	.0000	IN.
SCALE	.0000	

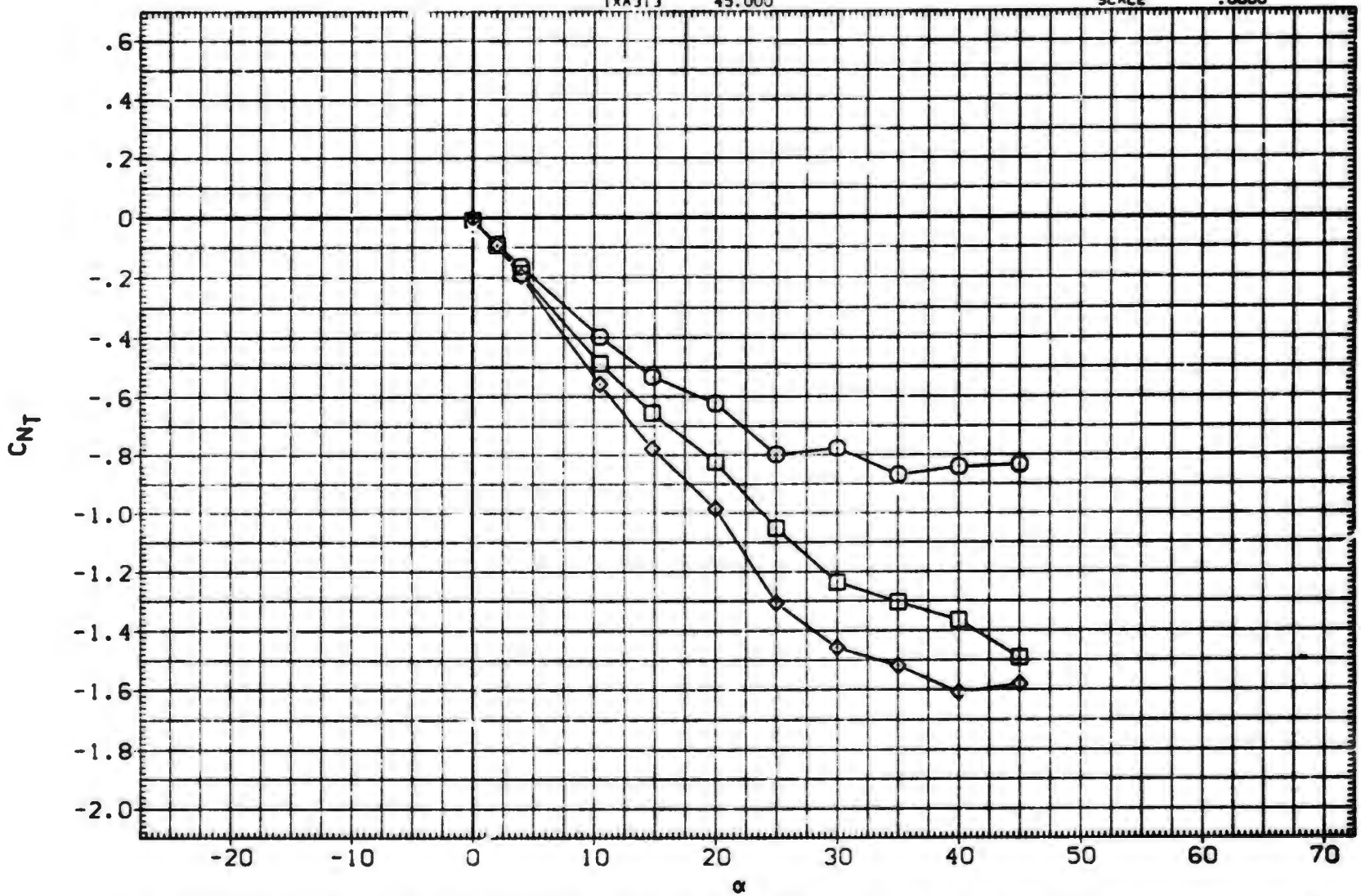

FIN AERODYNAMIC CHARACTERISTICS AS A FUNCTION OF ANGLE OF ATTACK. B1T11 (FIN 1)

(JXA023) MDAC 261/AEDC 52 BODY-TAIL. B1T11 (TAIL FIN. T1)

SYMBOL	PHI
○	.000
□	15.000
◇	30.000
△	45.000

PARAMETRIC VALUES				
MACH	1.760	A.R.	1.000	
LAMBDA	1.000	RT.CRD	3.749	
SEMSPN	1.875	AREA	7.028	

DATASET	ALPHA	DATASET	ALPHA
JXA023	.000	JXA025	2.000
JXA026	4.000	JXA029	10.500
JXA031	14.800	IXA034	20.000
IXA309	25.000	IXA310	30.000
IXA311	35.000	IXA312	40.000
IXA313	45.000		

REFERENCE INFORMATION

SREF	7.0280	SQ.IN.
LREF	3.7490	IN.
BREF	1.8750	IN.
XMRP	.4500	IN.
YMRP	.0000	IN.
ZMRP	.0000	IN.
SCALE	.0000	

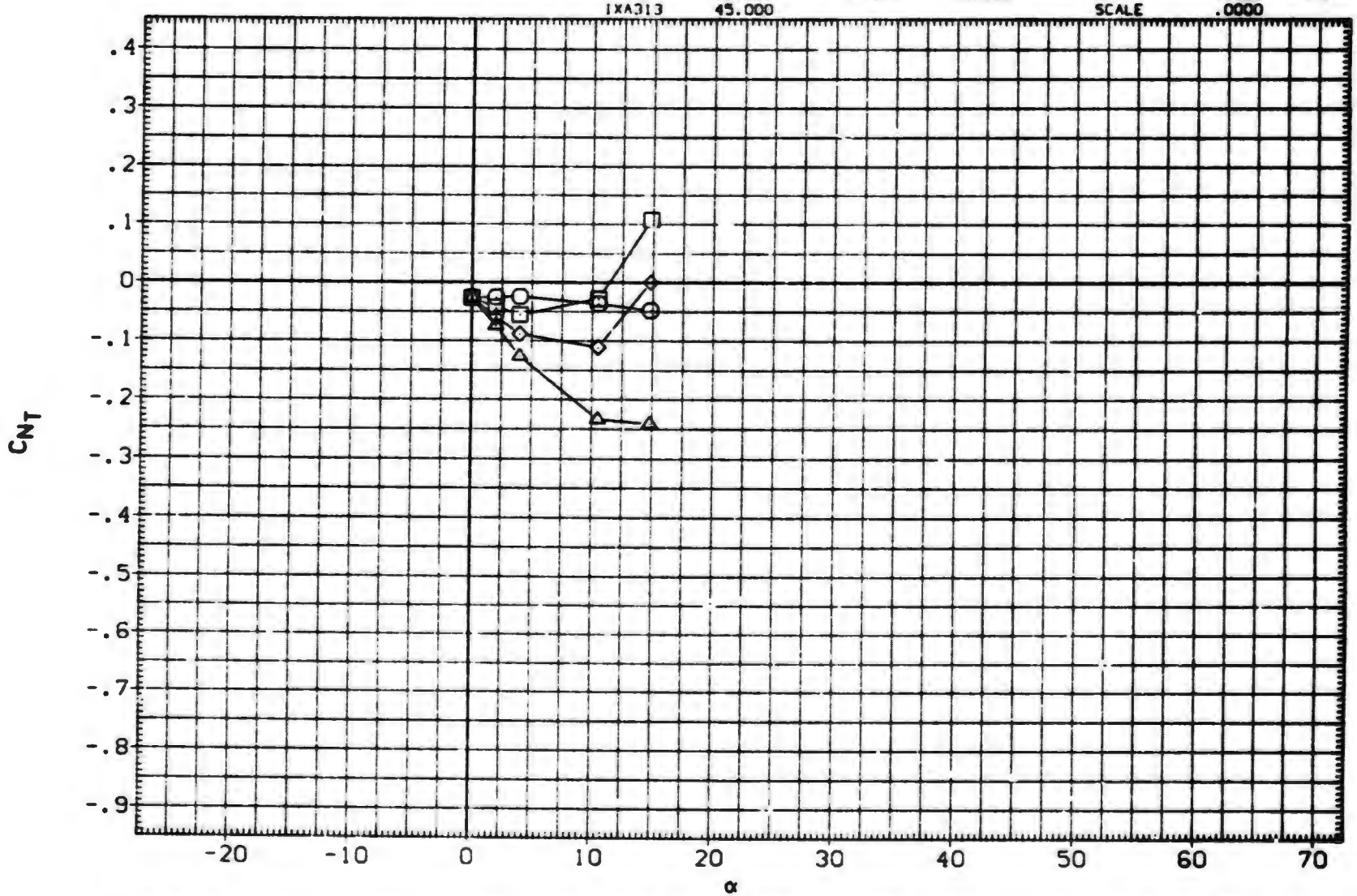

FIN AERODYNAMIC CHARACTERISTICS AS A FUNCTION OF ANGLE OF ATTACK. B1T11 (FIN 1)

(JXA023) MDAC 261/AEDC 52 BODY-TAIL. B1T11 (TAIL FIN. T1)

SYMBOL	PHI
○	60.000
□	75.000
◇	90.000

PARAMETRIC VALUES

MACH	1.760	A.R.	1.000	DATASET	ALPHA
LAMBDA	1.000	RT.CRD	3.749	JXA023	.000
SEMSPN	1.875	AREA	7.028	JXA026	4.000
				JXA031	11.800
				IXA309	25.000
				IXA311	35.000
				IXA313	45.000

DATASET	ALPHA
JXA025	2.000
JXA029	10.500
IXA034	20.000
IXA310	30.000
IXA312	40.000

REFERENCE INFORMATION

SREF	7.0280	SQ. IN.
LREF	3.7490	IN.
BREF	1.8750	IN.
XMRP	.4500	IN.
YMRP	.0000	IN.
ZMRP	.0000	IN.
SCALE	.0000	

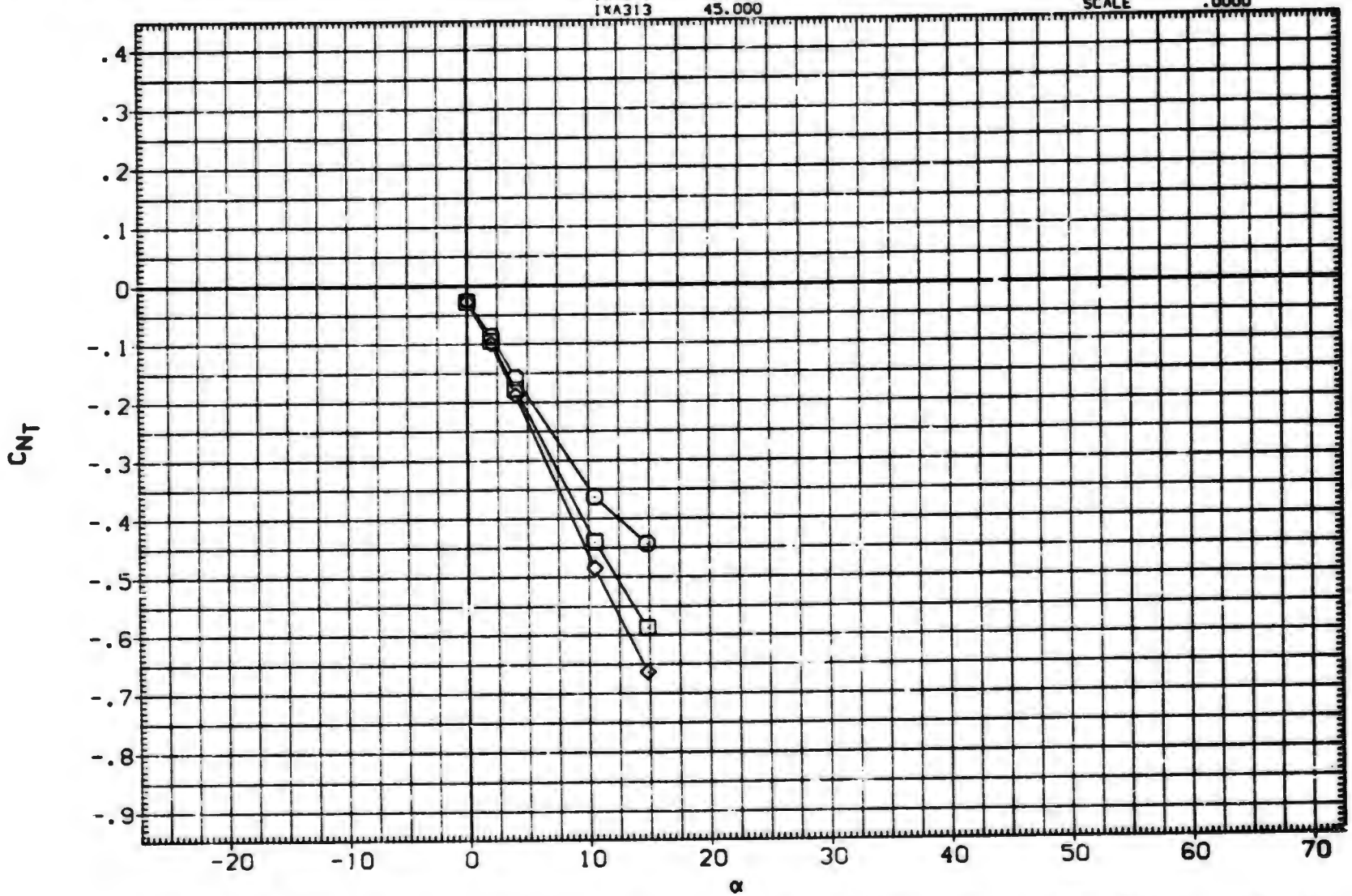

FIN AERODYNAMIC CHARACTERISTICS AS A FUNCTION OF ANGLE OF ATTACK. B1T11 (FIN 1)

(KXA023) MDAC 261/AEDC 52 BODY-TAIL, B1T11 (TAIL FIN, T1)

SYMBOL	PHI
○	.000
□	15.000
◇	30.000
△	45.000

PARAMETRIC VALUES

MACH	2.000	A.R.	1.000		
LAMBDA	1.000	RT.CRD	3.749		
SEMSPN	1.875	AREA	7.028		

DATASET	ALPHA	DATASET	ALPHA
KXA023	.000	KXA025	2.000
KXA026	4.000	KXA029	10.500
KXA031	14.800	IXA042	30.000
IXA044	34.000	IXA047	40.800
IXA050	45.200		

REFERENCE INFORMATION

SREF	7.0280	SQ.IN.
LREF	3.7490	IN.
BREF	1.8750	IN.
XMRP	.4500	IN.
YMRP	.0000	IN.
ZMRP	.0000	IN.
SCALE	.3000	

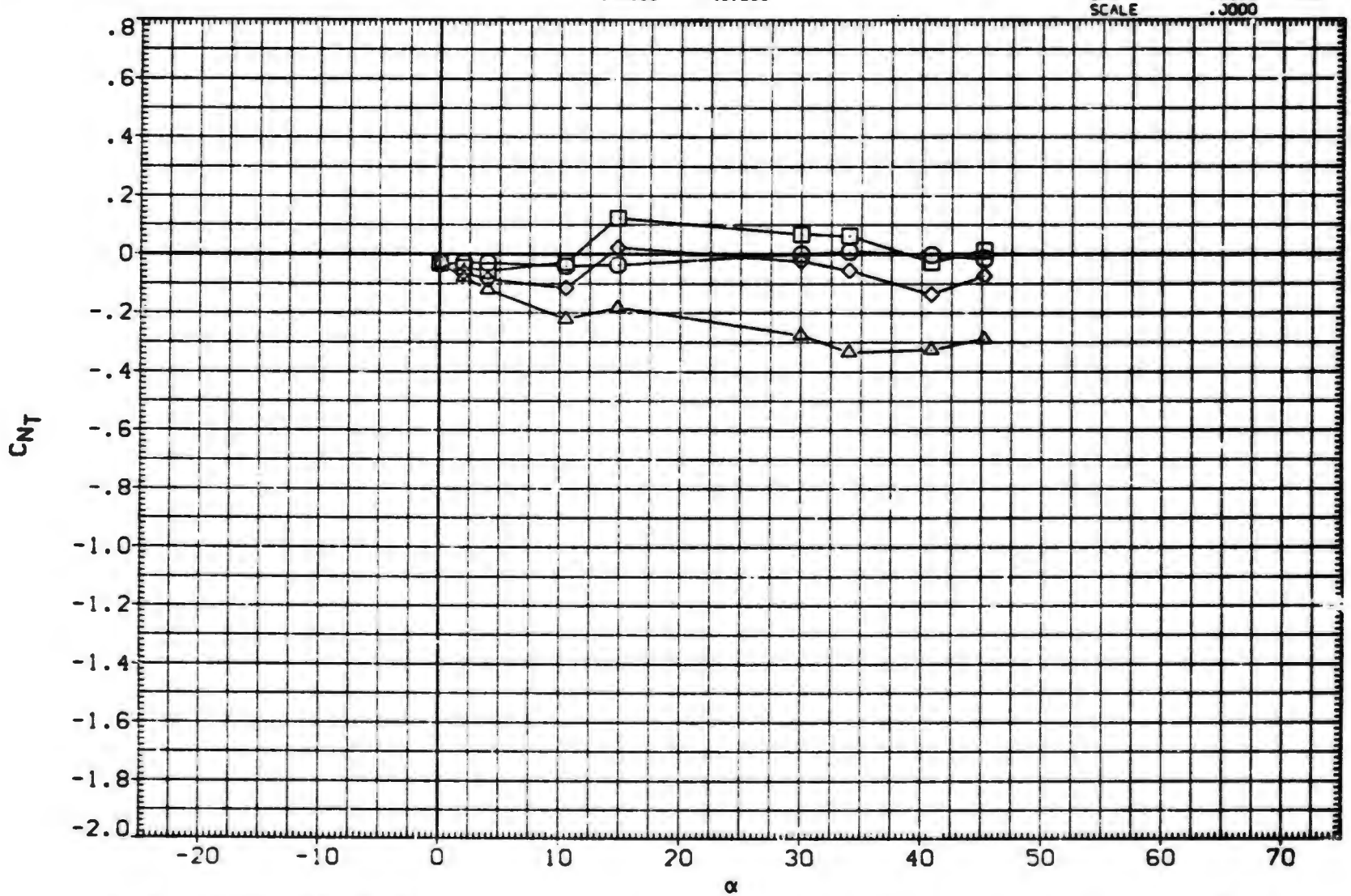

FIN AERODYNAMIC CHARACTERISTICS AS A FUNCTION OF ANGLE OF ATTACK, B1T11 (FIN 1)

(KXA023) MDAC 261/AEDC 52 BODY-TAIL, B1T11 (TAIL FIN, T1)

SYMBOL	PHI		PARAMETRIC VALUES				DATASET	ALPHA	DATASET	ALPHA
○	60.000	MACH	2.000	A.R.	1.000		KXA023	.000	KXA025	2.000
□	75.000	LAMBDA	1.000	RT.CRD	3.749		KXA026	4.000	KXA029	10.500
◇	90.000	SEMSPN	1.875	AREA	7.028		KXA031	14.800	IXA042	30.000
							IXA044	34.000	IXA047	40.800
							IXA050	45.200		

REFERENCE INFORMATION

SREF	7.0280	SQ.IN.
LREF	3.7490	IN.
BREF	1.8750	IN.
XMRP	.4500	IN.
YMRP	.0000	IN.
ZMRP	.0000	IN.
SCALE	.0000	

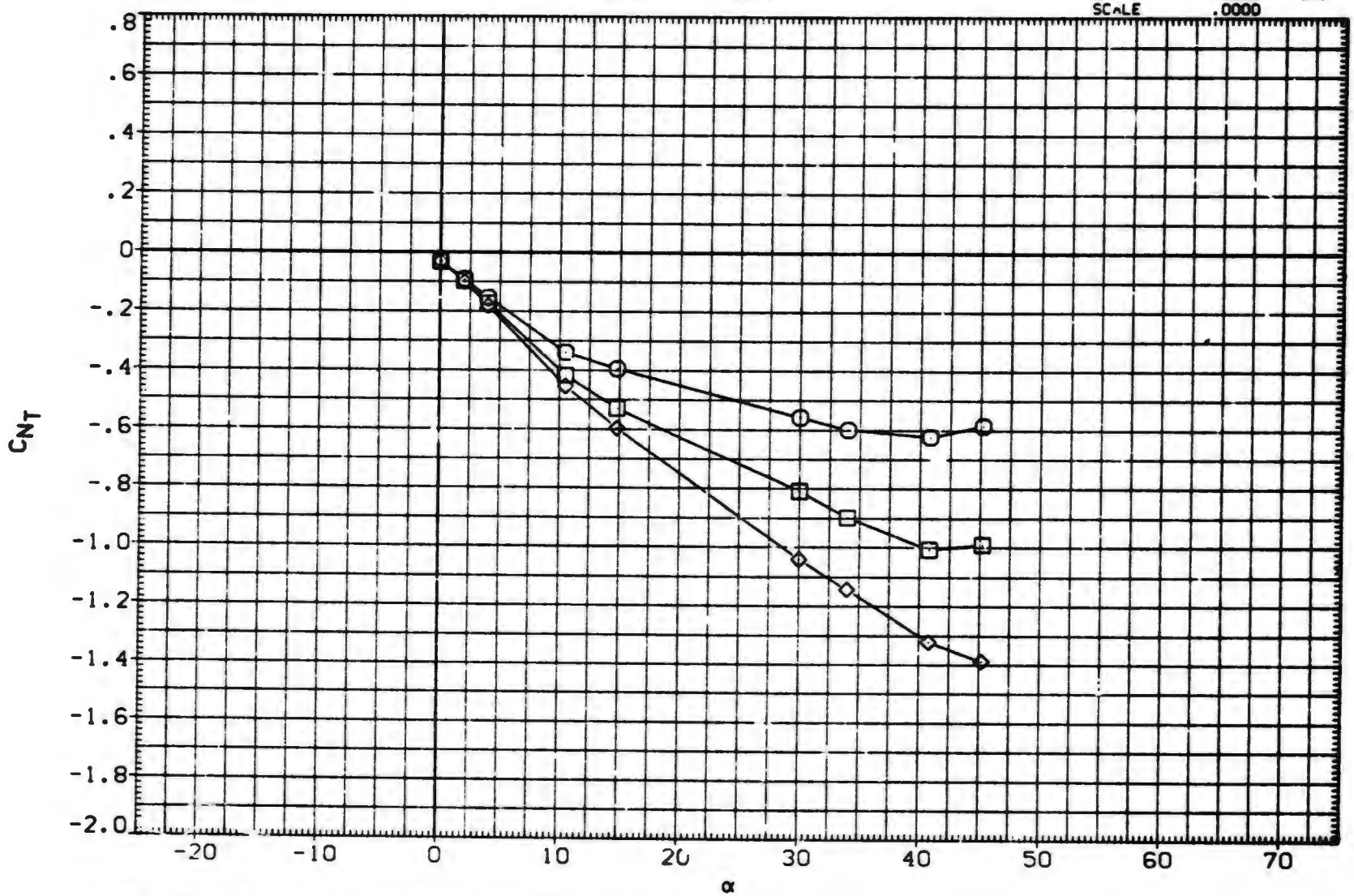

FIN AERODYNAMIC CHARACTERISTICS AS A FUNCTION OF ANGLE OF ATTACK, B1T11 (FIN 1)

(KXA023) MDAC 261/AEDC 52 BODY-TAIL, B1T11 (TAIL FIN, T1)

SYMBOL	PHI
○	.000
□	15.000
◇	30.000
△	45.000

PARAMETRIC VALUES

MACH	2.500	A.R.	1.000		
LAMBDA	1.000	RT.CRD	3.749		
SEMSPN	1.875	AREA	7.028		

DATASET	ALPHA	DATASET	ALPHA
KXA023	.000	KXA025	2.000
KXA026	4.000	KXA029	10.500
KXA031	14.800	IXA042	30.000
IXA044	34.000	IXA047	40.800
IXA050	45.200		

REFERENCE INFORMATION

SREF	7.0280	SQ. IN.
LREF	3.7490	IN.
BREF	1.8750	IN.
XMRP	.4500	IN.
YMRP	.0000	IN.
ZMRP	.0000	IN.
SCALE	.0000	

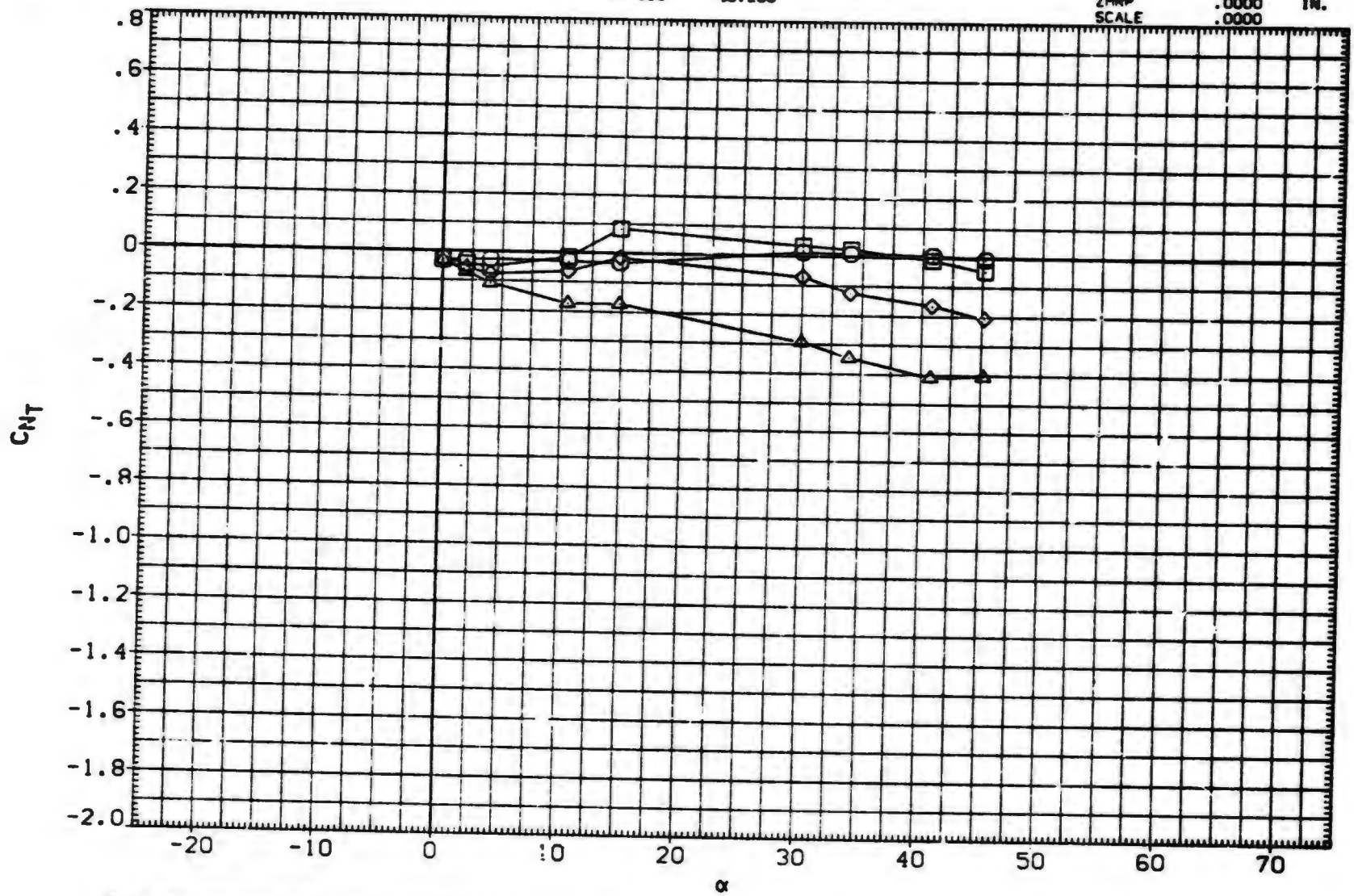

FIN AERODYNAMIC CHARACTERISTICS AS A FUNCTION OF ANGLE OF ATTACK, B1T11 (FIN 1)

(KXA023) MDAC 261/AEDC 52 BODY-TAIL. B1T11 (TAIL FIN. T1)

SYMBOL	PHI		PARAMETRIC VALUES			DATASET	ALPHA	DATASET	ALPHA
○	60.000	MACH	2.500	A.R.	1.000	KXA023	.000	KXA025	2.000
□	75.000	LAMBDA	1.000	RT.CRD	3.749	KXA026	4.000	KXA029	10.500
◇	90.000	SEMSPN	1.875	AREA	7.028	FXA031	14.800	IXA042	30.000
						IXA044	34.000	IXA047	40.800
						IXA050	45.200		

REFERENCE INFORMATION

SREF	7.0280	SQ.IN.
LREF	3.7490	IN.
BREF	1.8750	IN.
XMRP	.4500	IN.
YMRP	.0000	IN.
ZMRP	.0000	IN.
SCALE	.0000	

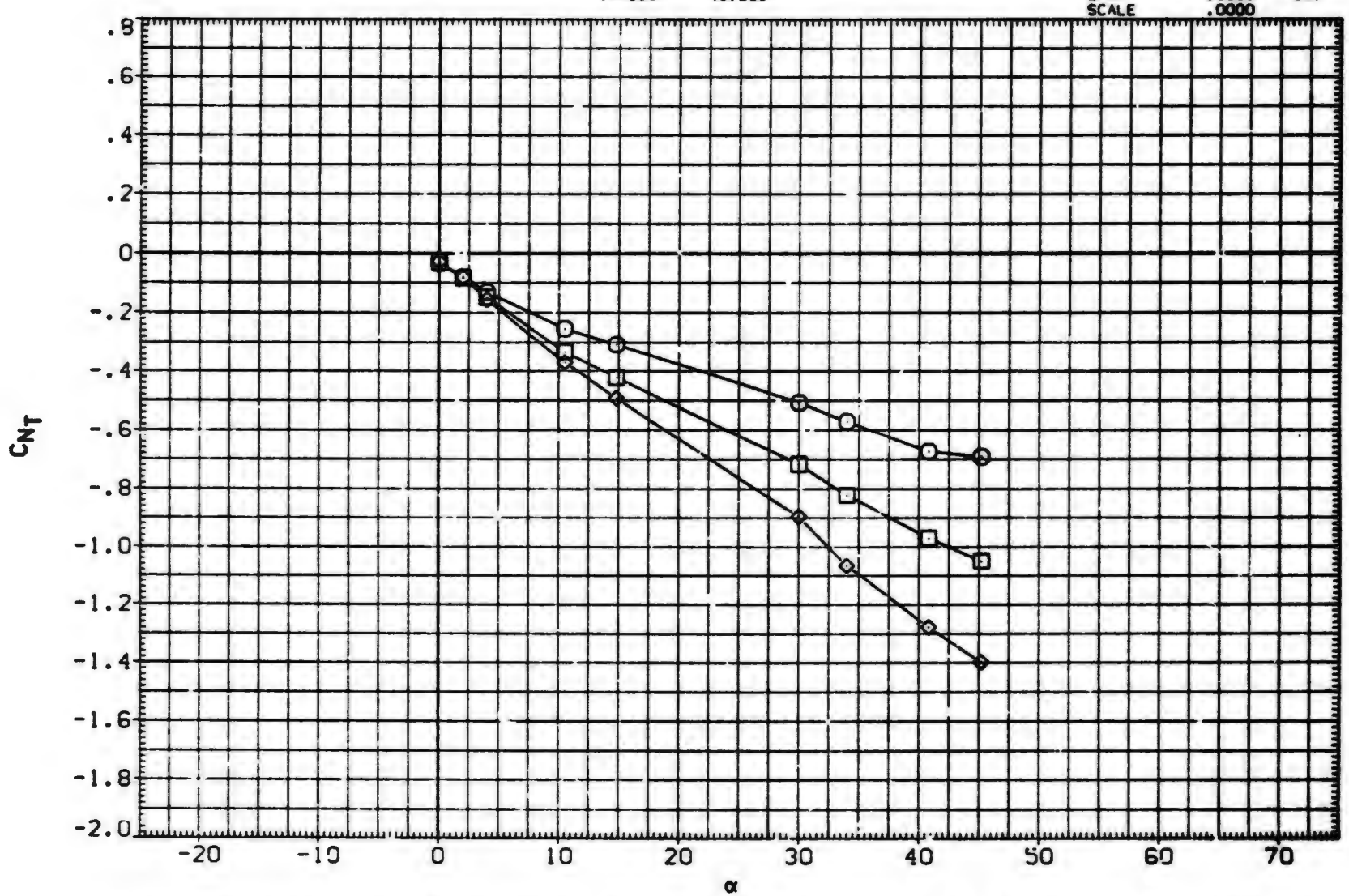

FIN AERODYNAMIC CHARACTERISTICS AS A FUNCTION OF ANGLE OF ATTACK. B1T11 (FIN 1)

(KXA023) MDAC 261/AEDC 52 BODY-TAIL, B1T11 (TAIL FIN, T1)

SYMBOL	PHI
○	.000
□	15.000
◇	30.000
△	45.000

PARAMETRIC VALUES

MACH	3.010	A.R.	1.000		
LAMBDA	1.000	RT.CRD	3.749		
SEMSPN	1.875	AREA	7.028		

DATASET	ALPHA	DATASET	ALPHA
KXA023	.000	KXA025	2.000
KXA026	4.000	KXA029	10.500
KXA031	14.300	IXA042	30.000
IXA044	34.000	IXA047	40.800
IXA050	45.200		

REFERENCE INFORMATION

SREF	7.0280	SQ.IN.
LREF	3.7490	IN.
BREF	1.8750	IN.
XMRP	.4500	IN.
YMRP	.0000	IN.
ZMRP	.0000	IN
SCALE	.0000	

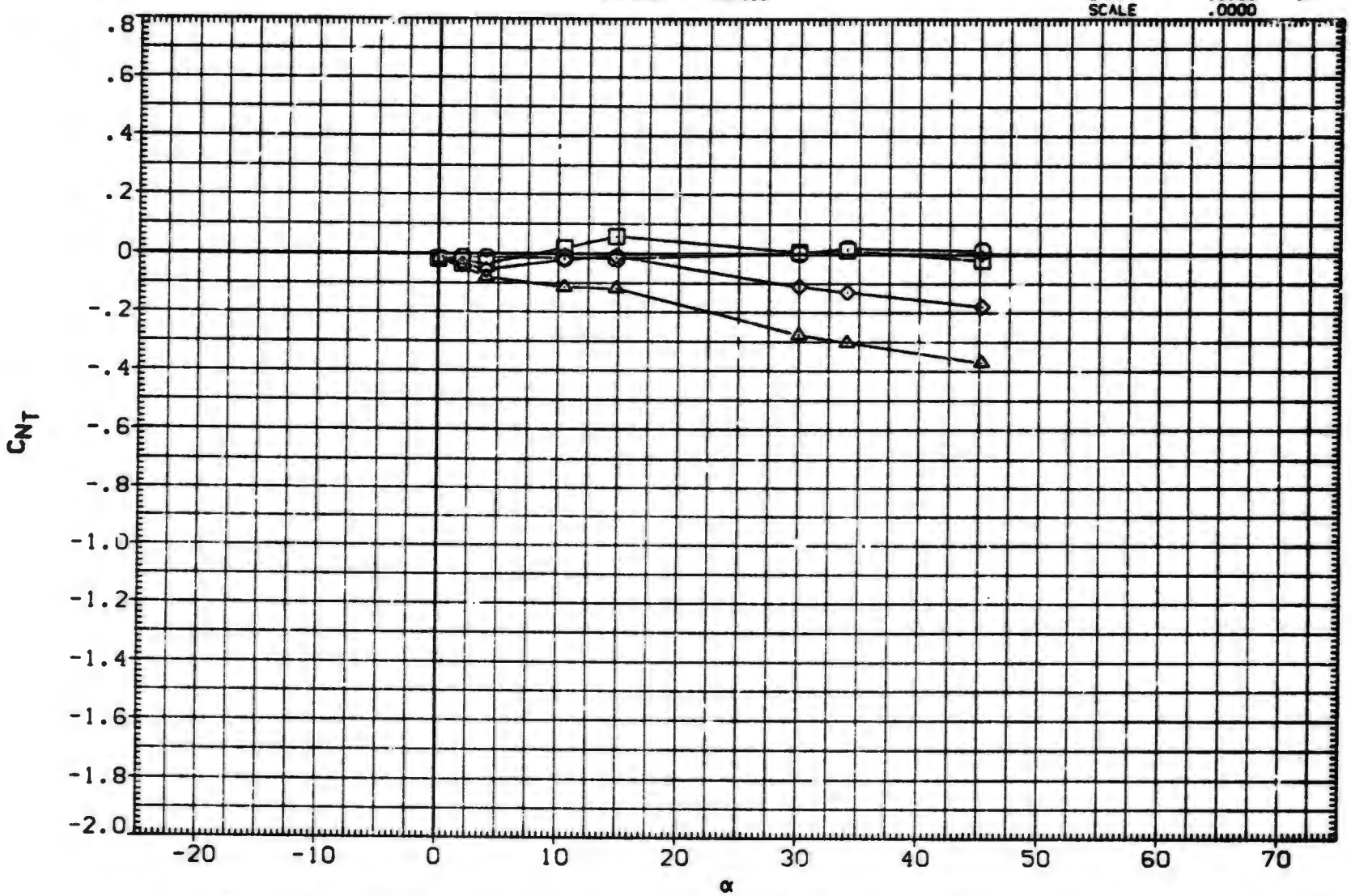

FIN AERODYNAMIC CHARACTERISTICS AS A FUNCTION OF ANGLE OF ATTACK, B1T11 (FIN 1)

(KXA023) MDAC 261/AEDC 52 BODY-TAIL, B1T11 (TAIL FIN, T1)

SYMBOL	PHI
○	60.000
□	75.000
◇	90.000

PARAMETRIC VALUES

MACH	3.010	A.R.	1.000		
LAMBDA	1.000	RT.CRD	3.749		
SEMSPN	1.875	AREA	7.028		

DATASET	ALPHA	DATASET	ALPHA
KXA023	.000	KXA025	2.000
KXA026	4.000	KXA029	10.500
KXA031	14.800	IXA042	30.000
IXA044	34.000	IXA047	40.800
IXA050	45.200		

REFERENCE INFORMATION

SREF	7.0280	SQ.IN.
LREF	3.7490	IN.
BREF	1.8750	IN.
XMRP	.4500	IN.
YMRP	.0000	IN.
ZMRP	.0000	IN.
SCALE	.0000	

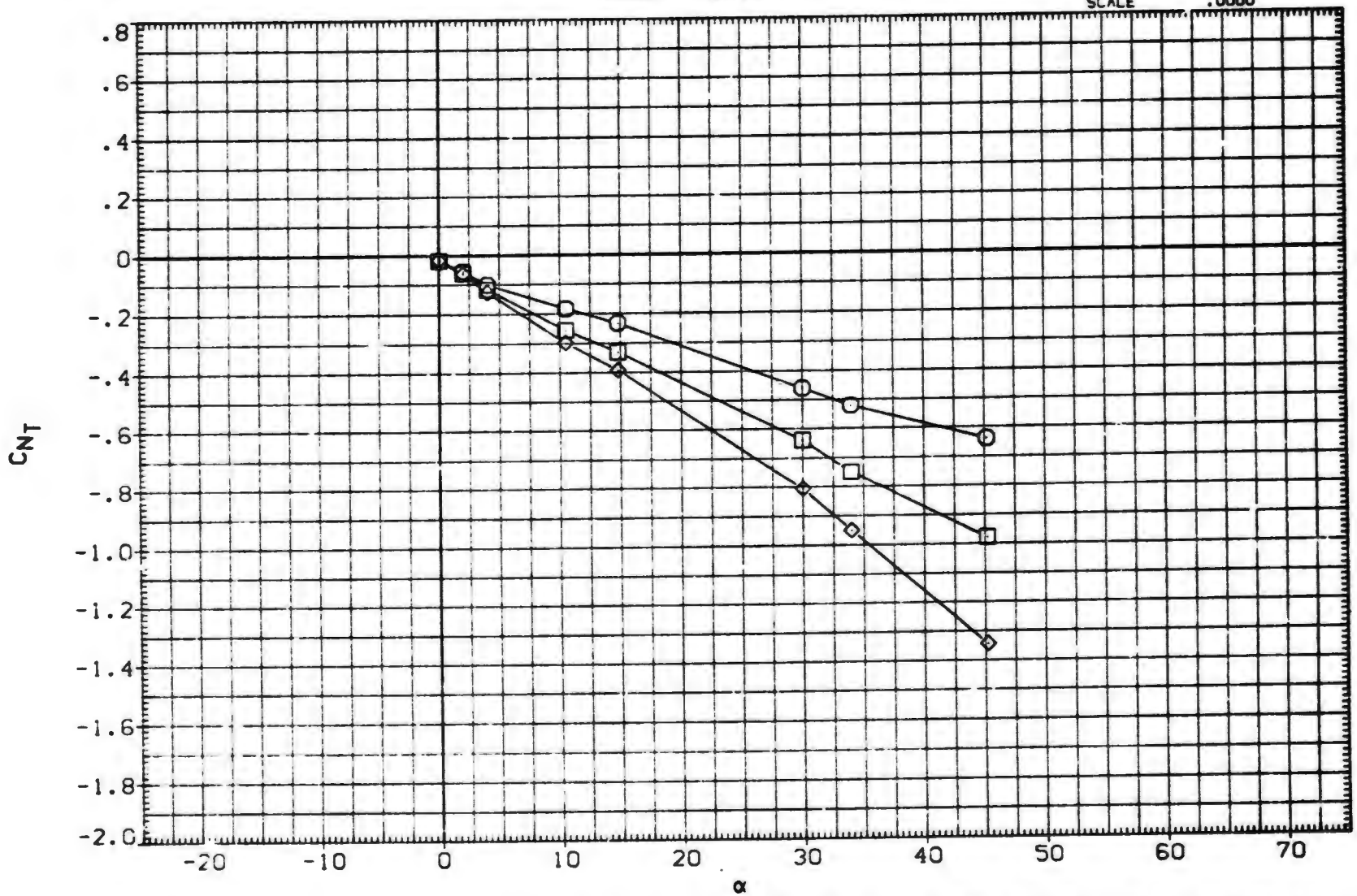

FIN AERODYNAMIC CHARACTERISTICS AS A FUNCTION OF ANGLE OF ATTACK, B1T11 (FIN 1)

DATA SET	SYMBOL	CONFIGURATION DESCRIPTION	ALPHA	LAMBDA	RT.CRD	SEMSPN
(UXA023)	○	MDAC 261/AEDC 52 BODY-TAIL. B1T11 (TAIL FIN. T3)	.000	1.000	3.749	1.875
(UXA025)	□	MDAC 261/AEDC 52 BODY-TAIL. B1T11 (TAIL FIN. T3)	2.000	1.000	3.749	1.875
(UXA026)	◇	MDAC 261/AEDC 52 BODY-TAIL. B1T11 (TAIL FIN. T3)	4.000	1.000	3.749	1.875
(UXA029)	△	MDAC 261/AEDC 52 BODY-TAIL. B1T11 (TAIL FIN. T3)	10.500	1.000	3.749	1.875
(UXA031)	◺	DATA NOT AVAILABLE	14.800	1.000	3.749	1.875
(UXA034)	D	DATA NOT AVAILABLE	20.000	1.000	3.749	1.875

REFERENCE INFORMATION

SREF	7.0280	SQ.IN.
LREF	3.7490	IN.
BREF	1.8750	IN.
XMRP	.4500	IN.
YMRP	.0000	IN.
ZMRP	.0000	IN.
SCALE	.0000	

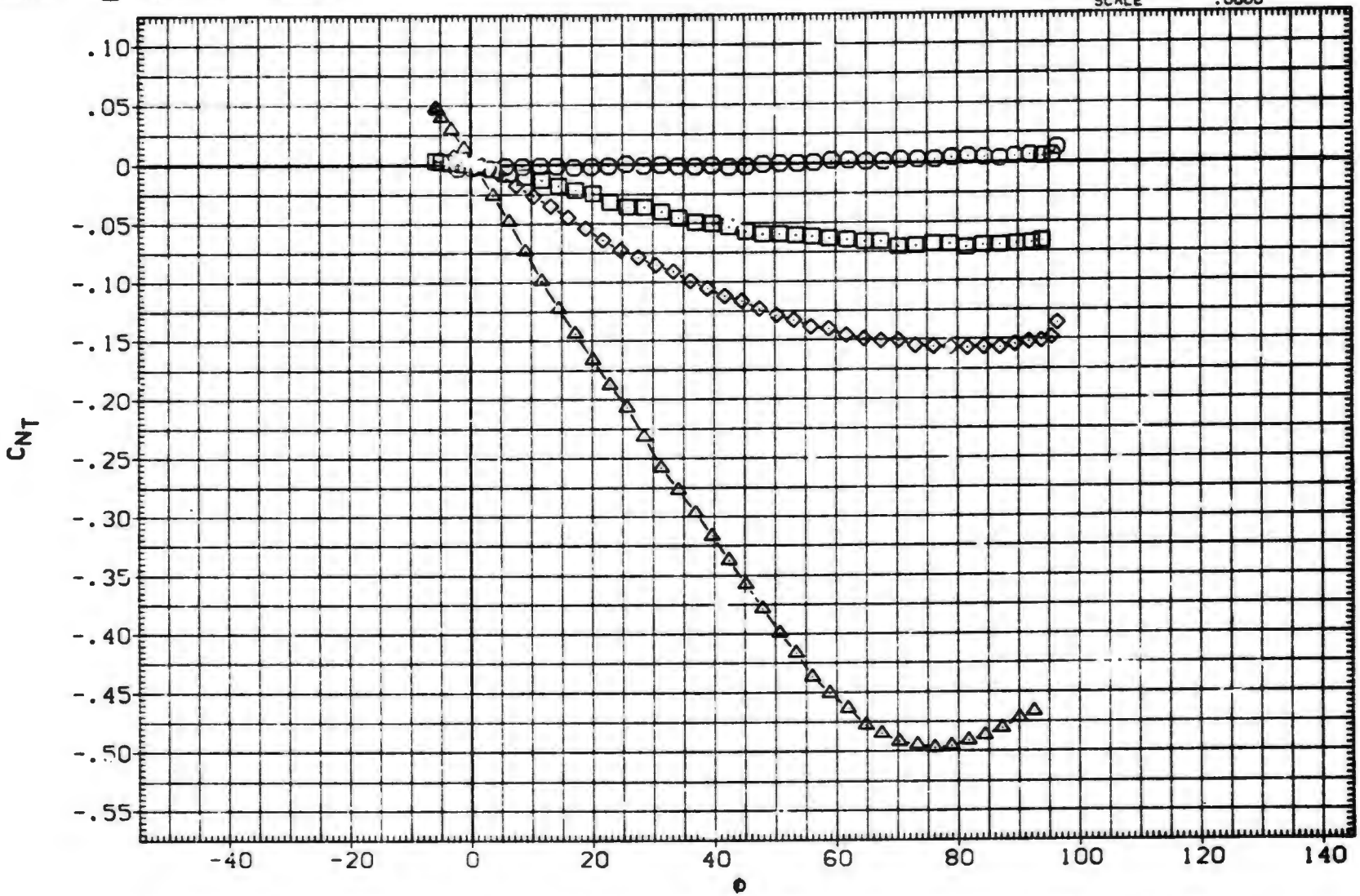

FIN AERODYNAMIC CHARACTERISTICS AS A FUNCTION OF ROLL ANGLE. B1T11 (FIN 3)

(A)MACH = .80

DATA SET	SYMBOL	CONFIGURATION DESCRIPTION	ALPHA	LAMBDA	RT.CRD	SEMSPN
(UXA023)	○	MDAC 261/AEDC 52 BODY-TAIL. B1T11 (TAIL FIN. T3)	.000	1.000	3.749	1.875
(UXA025)	□	MDAC 261/AEDC 52 BODY-TAIL. B1T11 (TAIL FIN. T3)	2.000	1.000	3.749	1.875
(UXA026)	◇	MDAC 261/AEDC 52 BODY-TAIL. B1T11 (TAIL FIN. T3)	4.000	1.000	3.749	1.875
(UXA029)	△	MDAC 261/AEDC 52 BODY-TAIL. B1T11 (TAIL FIN. T3)	10.500	1.000	3.749	1.875
(UXA031)	◺	MDAC 261/AEDC 52 BODY-TAIL. B1T11 (TAIL FIN. T3)	14.600	1.000	3.749	1.875
(UXA034)	◺	MDAC 261/AEDC 52 BODY-TAIL. B1T11 (TAIL FIN. T3)	20.000	1.000	3.749	1.875

REFERENCE INFORMATION

SREF	7.0280	SQ. IN.
LREF	3.7490	IN.
BREF	1.8750	IN.
XMRP	.4500	IN.
YMRP	.0000	IN.
ZMRP	.0000	IN.
SCALE	.0000	

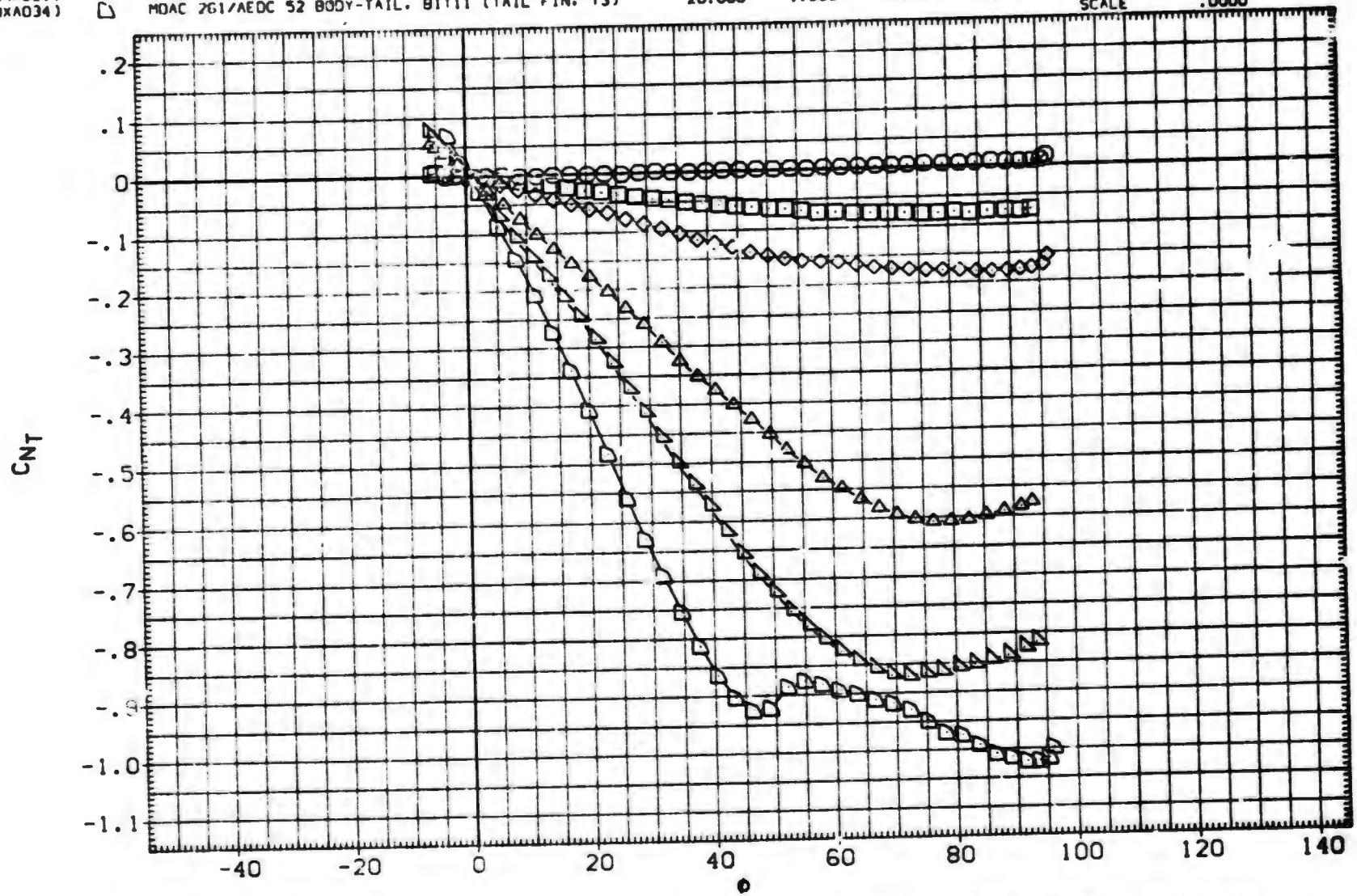

FIN AERODYNAMIC CHARACTERISTICS AS A FUNCTION OF ROLL ANGLE. B1T11 (FIN 3)

(B)MACH = 1.00

DATA SET	SYMBOL	CONFIGURATION DESCRIPTION	ALPHA	LAMBDA	RT.CRD	SEMSPN
(UXA023)	○	MDAC 261/AEDC 52 BODY-TAIL. BIT11 (TAIL FIN. T3)	.000	1.000	3.749	1.875
(UXA025)	□	MDAC 261/AEDC 52 BODY-TAIL. BIT11 (TAIL FIN. T3)	2.000	1.000	3.749	1.875
(UXA026)	◇	MDAC 261/AEDC 52 BODY-TAIL. BIT11 (TAIL FIN. T3)	4.000	1.000	3.749	1.875
(UXA029)	△	MDAC 261/AEDC 52 BODY-TAIL. BIT11 (TAIL FIN. T3)	10.500	1.000	3.749	1.875
(UXA031)	◁	MDAC 261/AEDC 52 BODY-TAIL. BIT11 (TAIL FIN. T3)	14.800	1.000	3.749	1.875
(UXA034)	D	MDAC 261/AEDC 52 BODY-TAIL. BIT11 (TAIL FIN. T3)	20.000	1.000	3.749	1.875

REFERENCE INFORMATION		
SREF	7.0280	SQ.IN.
LREF	3.7490	IN.
BREF	1.8750	IN.
XMRP	.4500	IN.
YMRP	.0000	IN.
ZMRP	.0000	IN.
SCALE	.0000	

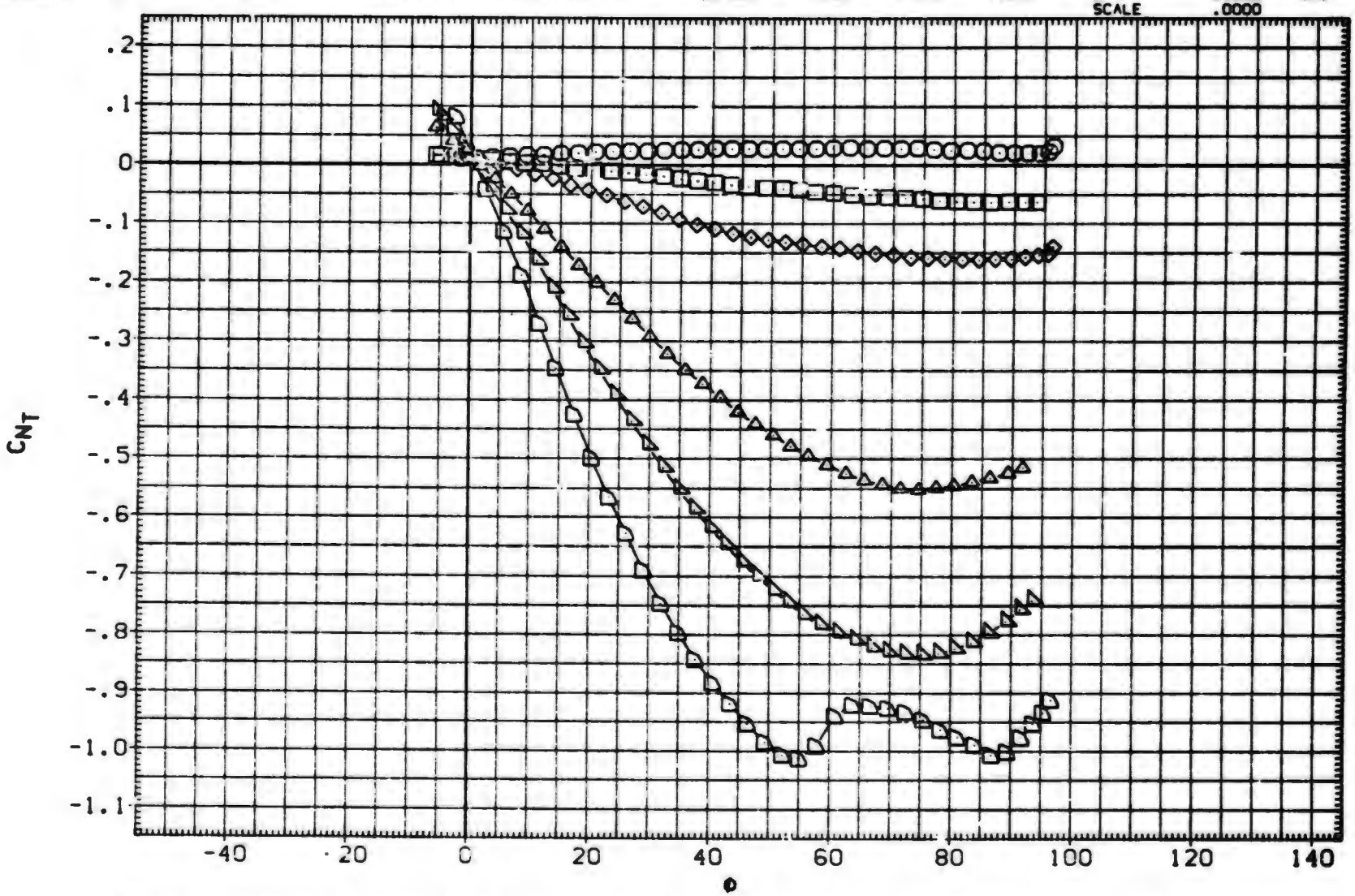

FIN AERODYNAMIC CHARACTERISTICS AS A FUNCTION OF ROLL ANGLE. BIT11 (FIN 3)

(C)MACH = 1.20

DATA SET	SYMBOL	CONFIGURATION DESCRIPTION	ALPHA	LAMBDA	RT.CRD	SEMSPN
(UXA023)	○	MDAC 261/AEDC 52 BODY-TAIL. B1T11 (TAIL FIN. T3)	.000	1.000	3.749	1.875
(UXA025)	□	MDAC 261/AEDC 52 BODY-TAIL. B1T11 (TAIL FIN. T3)	2.000	1.000	3.749	1.875
(UXA026)	◇	MDAC 261/AEDC 52 BODY-TAIL. B1T11 (TAIL FIN. T3)	4.000	1.000	3.749	1.875
(UXA029)	△	MDAC 261/AEDC 52 BODY-TAIL. B1T11 (TAIL FIN. T3)	10.500	1.000	3.749	1.875
(UXA031)	◺	MDAC 261/AEDC 52 BODY-TAIL. B1T11 (TAIL FIN. T3)	14.800	1.000	3.749	1.875
(UXA034)	◸	DATA NOT AVAILABLE	20.000	1.000	3.749	1.875

REFERENCE INFORMATION

SREF	7.0280	SQ. IN.
LREF	3.7490	IN.
BREF	1.8750	IN.
XMRP	.4500	IN.
YMRP	.0000	IN.
ZMRP	.0000	IN.
SCALE	.0000	

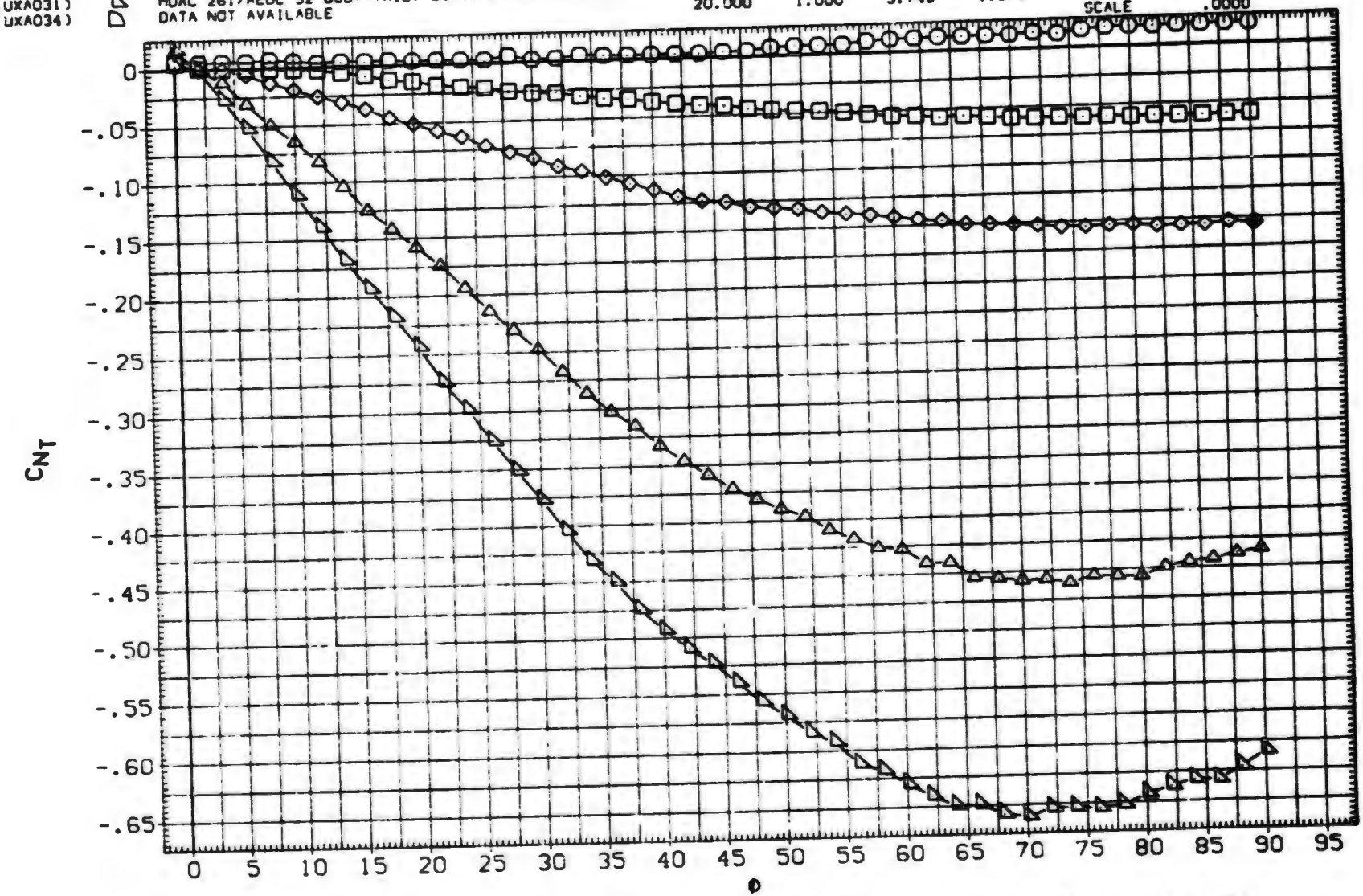

FIN AERODYNAMIC CHARACTERISTICS AS A FUNCTION OF ROLL ANGLE. B1T11 (FIN 3)

(D)MACH = 1.76

DATA SET	SYMBOL	CONFIGURATION DESCRIPTION	ALPHA	LAMBDA	RT.CRD	SEMSPN
(UXA023)	○	MDAC 261/AEDC 52 BODY-TAIL. BIT11 (TAIL FIN. T3)	.000	1.000	3.749	1.875
(UXA025)	□	MDAC 261/AEDC 52 BODY-TAIL. BIT11 (TAIL FIN. T3)	2.000	1.000	3.749	1.875
(UXA026)	◇	MDAC 261/AEDC 52 BODY-TAIL. BIT11 (TAIL FIN. T3)	4.000	1.000	3.749	1.875
(UXA029)	△	MDAC 261/AEDC 52 BODY-TAIL. BIT11 (TAIL FIN. T3)	10.500	1.000	3.749	1.875
(UXA031)	◺	MDAC 261/AEDC 52 BODY-TAIL. BIT11 (TAIL FIN. T3)	14.500	1.000	3.749	1.875
(UXA034)	◻	DATA NOT AVAILABLE	20.000	1.000	3.749	1.875

REFERENCE INFORMATION

SREF	7.0280	SQ. IN.
LREF	3.7490	IN.
BREF	1.8750	IN.
XMRP	.4500	IN.
YMRP	.0000	IN.
ZMRP	.0000	IN.
SCALE	.0000	

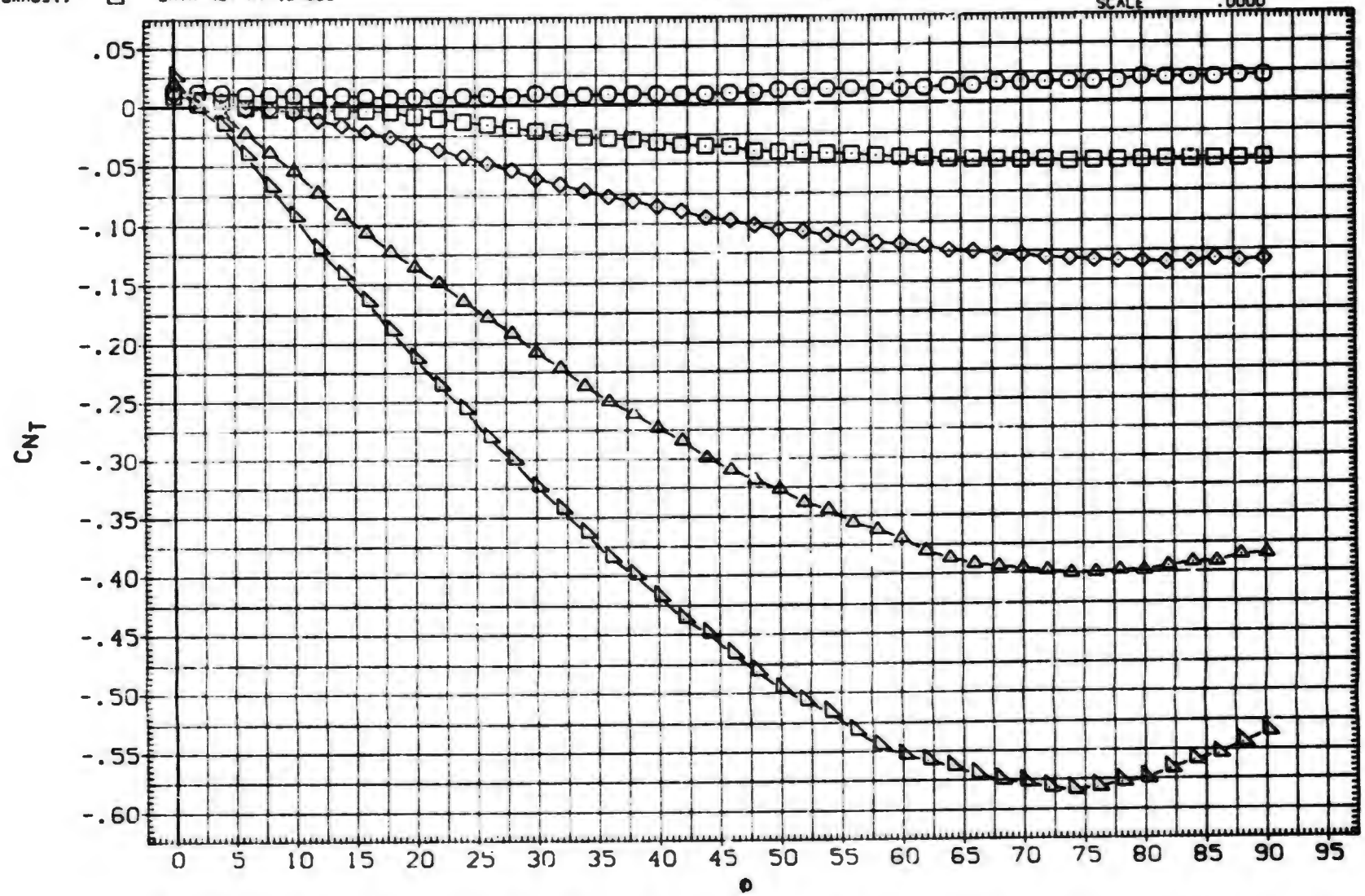

FIN AERODYNAMIC CHARACTERISTICS AS A FUNCTION OF ROLL ANGLE. BIT11 (FIN 3)

(E)MACH = 2.00

DATA SET	SYMBOL	CONFIGURATION DESCRIPTION	ALPHA	LAMBDA	RT.CRD	SEMSPN
(UXA023)	○	MDAC 261/AEDC 52 BODY-TAIL. BIT11 (TAIL FIN. T3)	.000	1.000	3.749	1.875
(UXA025)	□	MDAC 261/AEDC 52 BODY-TAIL. BIT11 (TAIL FIN. T3)	2.000	1.000	3.749	1.875
(UXA026)	◇	MDAC 261/AEDC 52 BODY-TAIL. BIT11 (TAIL FIN. T3)	4.000	1.000	3.749	1.875
(UXA029)	△	MDAC 261/AEDC 52 BODY-TAIL. BIT11 (TAIL FIN. T3)	10.500	1.000	3.749	1.875
(UXA031)	◺	MDAC 261/AEDC 52 BODY-TAIL. BIT11 (TAIL FIN. T3)	14.800	1.000	3.749	1.875
(UXA034)	◸	DATA NOT AVAILABLE	20.000	1.000	3.749	1.875

REFERENCE INFORMATION

SREF	7.0280	SQ. IN.
LREF	3.7490	IN.
BREF	1.8750	IN.
XMRP	.4500	IN.
YMRP	.0000	IN.
ZMRP	.0000	IN.
SCALE	.0000	

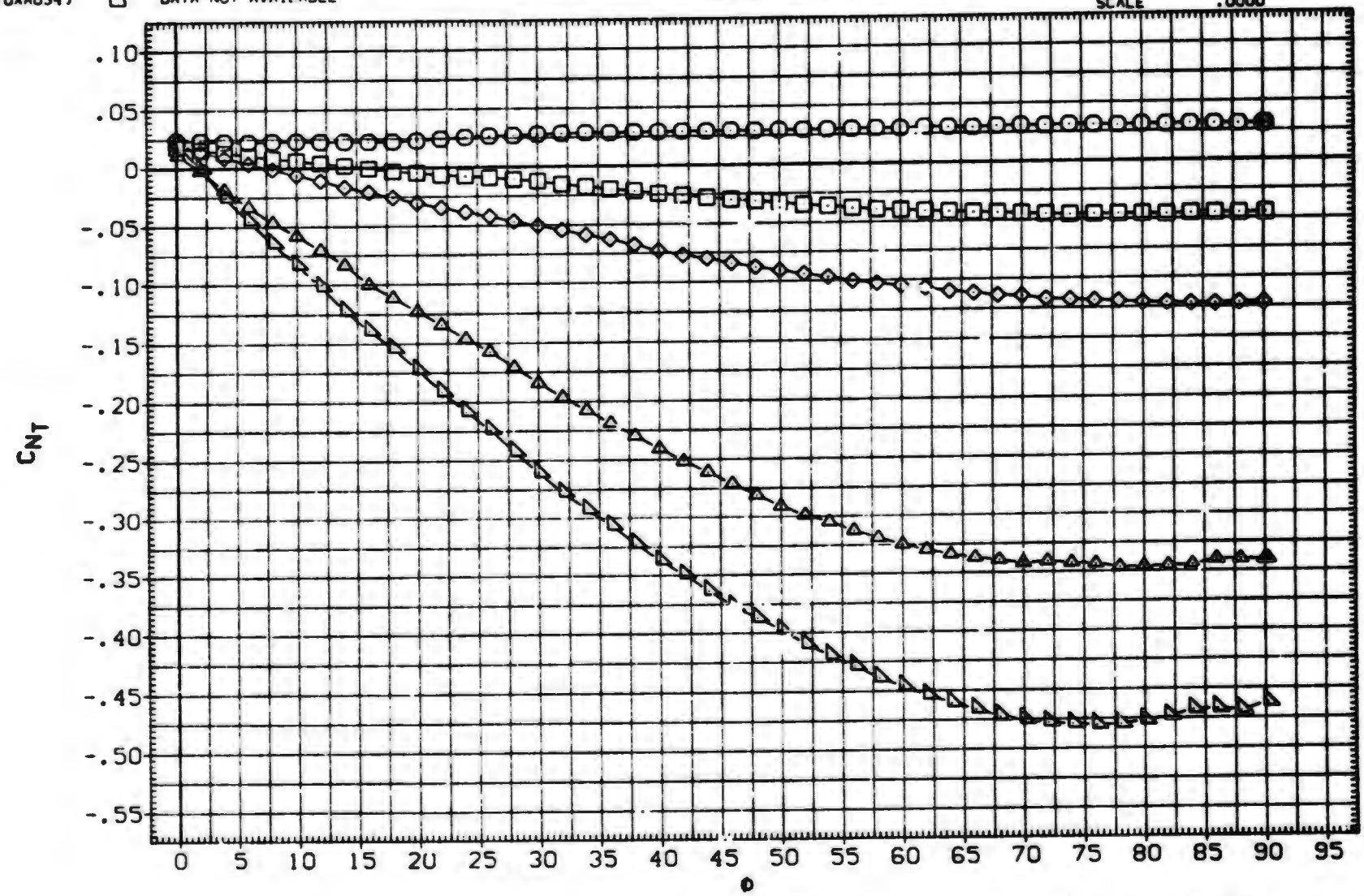

FIN AERODYNAMIC CHARACTERISTICS AS A FUNCTION OF ROLL ANGLE. BIT11 (FIN 3)

(F)MACH = 2.50

DATA SET	SYMBOL	CONFIGURATION DESCRIPTION	ALPHA	LAMBDA	RT.CRD	SEMSPN
(UXA023)	○	MDAC 261/AEDC 52 BODY-TAIL. B1T11 (TAIL FIN. T3)	.000	1.000	3.749	1.875
(UXA025)	□	MDAC 261/AEDC 52 BODY-TAIL. B1T11 (TAIL FIN. T3)	2.000	1.000	3.749	1.875
(UXA026)	◇	MDAC 261/AEDC 52 BODY-TAIL. B1T11 (TAIL FIN. T3)	4.000	1.000	3.749	1.875
(UXA029)	△	MDAC 261/AEDC 52 BODY-TAIL. B1T11 (TAIL FIN. T3)	10.500	1.000	3.749	1.875
(UXA031)	◺	MDAC 261/AEDC 52 BODY-TAIL. B1T11 (TAIL FIN. T3)	14.000	1.000	3.749	1.875
(UXA034)	D	DATA NOT AVAILABLE	20.000	1.000	3.749	1.875

REFERENCE INFORMATION		
SREF	7.0280	SQ.IN.
LREF	3.7490	IN.
BREF	1.8750	IN.
XMRP	.4500	IN.
YMRP	.0000	IN.
ZMRP	.0000	IN.
SCALE	.0000	

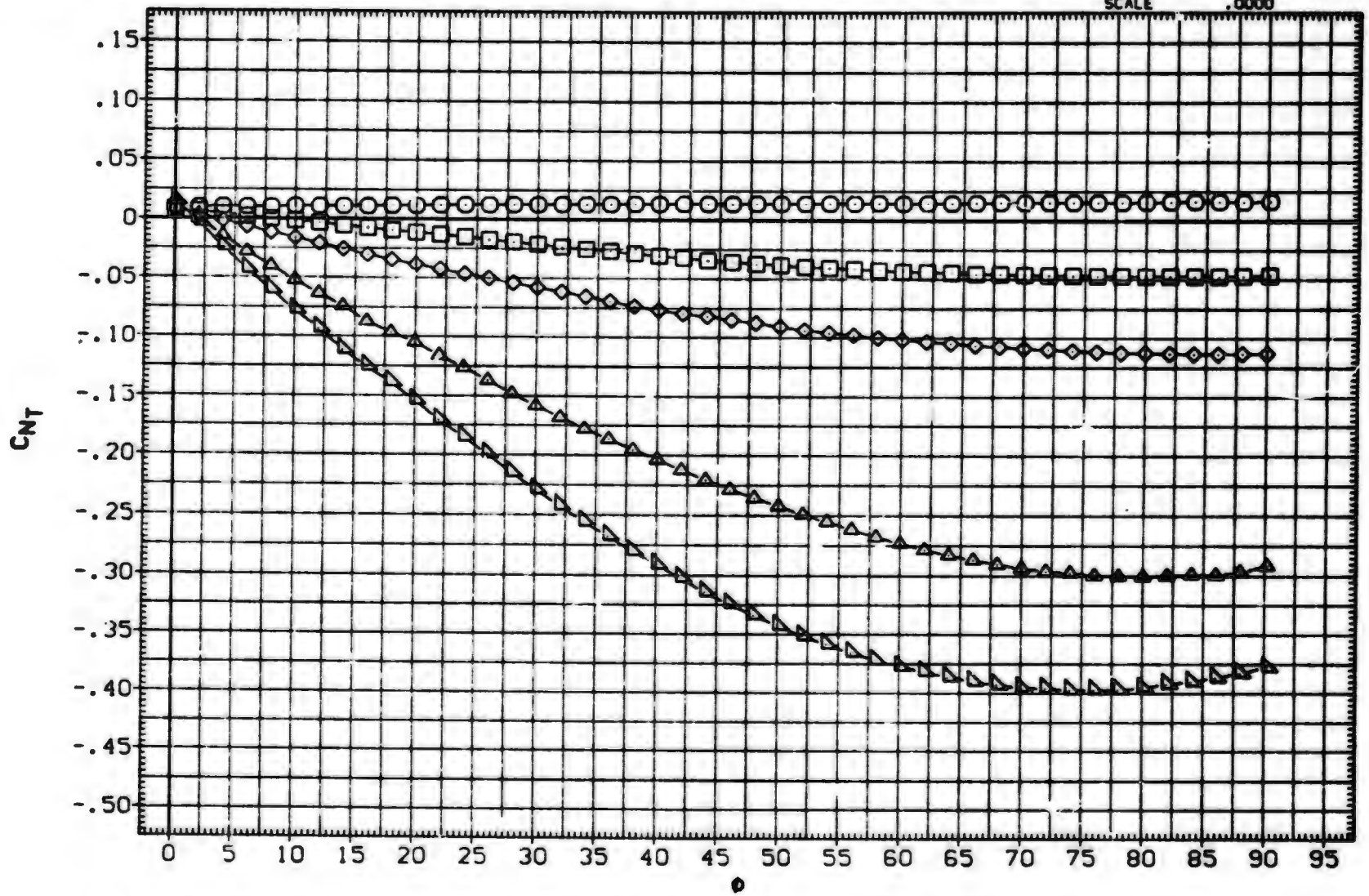

FIN AERODYNAMIC CHARACTERISTICS AS A FUNCTION OF ROLL ANGLE. B1T11 (FIN 3)

(G)MACH = 3.01

DATA SET	SYMBOL	CONFIGURATION DESCRIPTION	ALPHA	LAMBDA	RT.CRD	SEMSPN
(UXA023)	○	MDAC 261/AEDC 52 BODY-TAIL. B1T11 (TAIL FIN. T3)	.000	1.000	3.749	1.875
(UXA025)	□	MDAC 261/AEDC 52 BODY-TAIL. B1T11 (TAIL FIN. T3)	2.000	1.000	3.749	1.875
(UXA026)	◇	MDAC 261/AEDC 52 BODY-TAIL. B1T11 (TAIL FIN. T3)	4.000	1.000	3.749	1.875
(UXA029)	△	MDAC 261/AEDC 52 BODY-TAIL. B1T11 (TAIL FIN. T3)	10.500	1.000	3.749	1.875
(UXA031)	◭	DATA NOT AVAILABLE	14.800	1.000	3.749	1.875
(UXA034)	◺	DATA NOT AVAILABLE	20.000	1.000	3.749	1.875

REFERENCE INFORMATION

SREF	7.0280	SQ.IN.
LREF	3.7490	IN.
BREF	1.8750	IN.
XMRP	.4500	IN.
YMRP	.0000	IN.
ZMRP	.0000	IN.
SCALE	.0000	

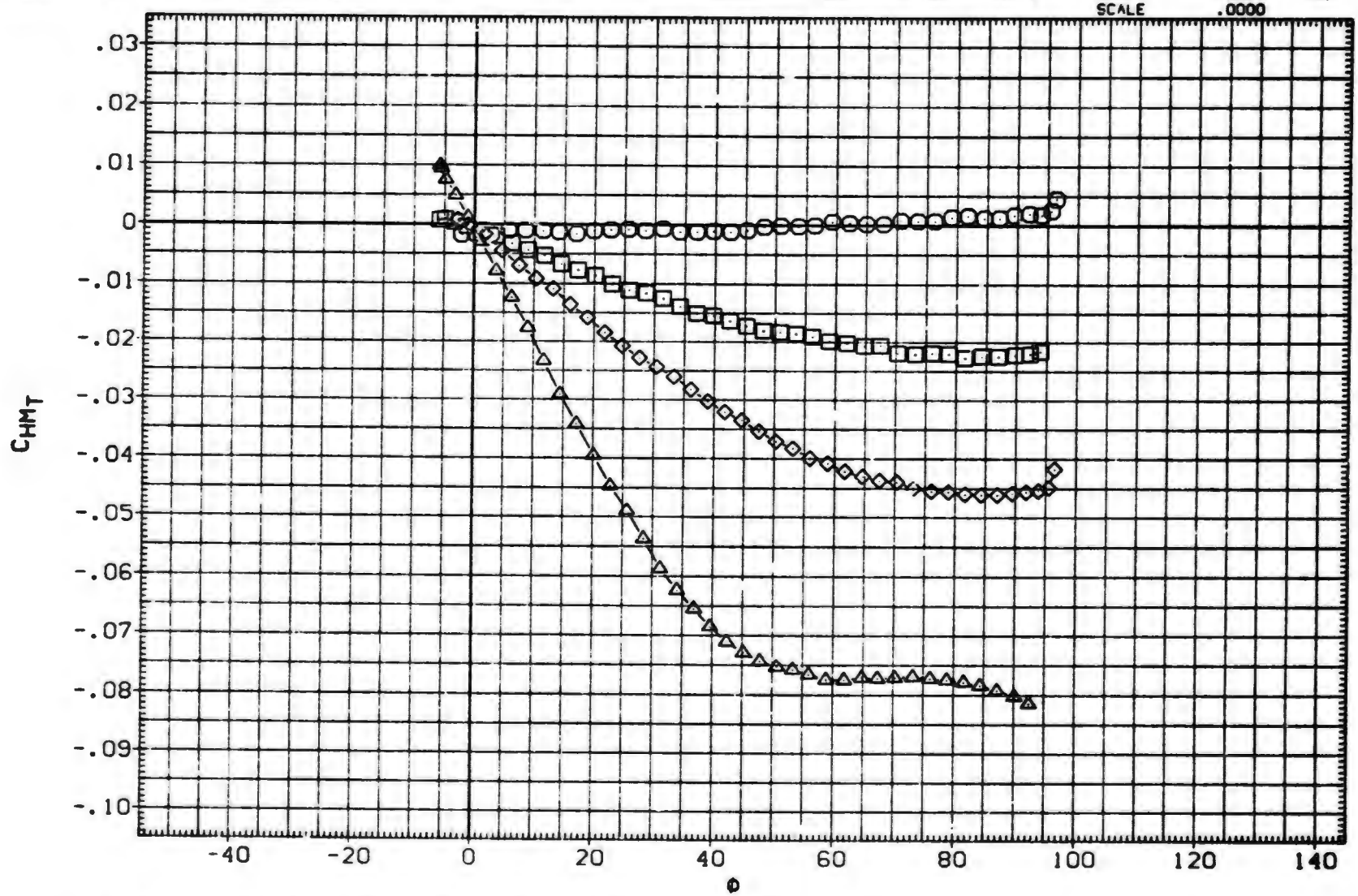

FIN AERODYNAMIC CHARACTERISTICS AS A FUNCTION OF ROLL ANGLE. B1T11 (FIN 3)

(A)MACH = .80

DATA SET	SYMBOL	CONFIGURATION DESCRIPTION	ALPHA	LAMBDA	RT.CRD	SEMSPN
(UXA023)	○	MDAC 261/AEDC 52 BODY-TAIL. BITI1 (TAIL FIN. T3)	.000	1.000	3.749	1.875
(UXA025)	□	MDAC 261/AEDC 52 BODY-TAIL. BITI1 (TAIL FIN. T3)	2.000	1.000	3.749	1.875
(UXA026)	◇	MDAC 261/AEDC 52 BODY-TAIL. BITI1 (TAIL FIN. T3)	4.000	1.000	3.749	1.875
(UXA029)	◁	MDAC 261/AEDC 52 BODY-TAIL. BITI1 (TAIL FIN. T3)	10.500	1.000	3.749	1.875
(UXA031)	△	MDAC 261/AEDC 52 BODY-TAIL. BITI1 (TAIL FIN. T3)	14.800	1.000	3.749	1.875
(UXA034)	D	MDAC 261/AEDC 52 BODY-TAIL. BITI1 (TAIL FIN. T3)	20.000	1.000	3.749	1.875

REFERENCE INFORMATION

SREF	7.0280	SQ.IN.
LREF	3.7490	IN.
BREF	1.8750	IN.
XMRP	.4500	IN.
YMRP	.0000	IN.
ZMRP	.0000	IN.
SCALE	.0000	

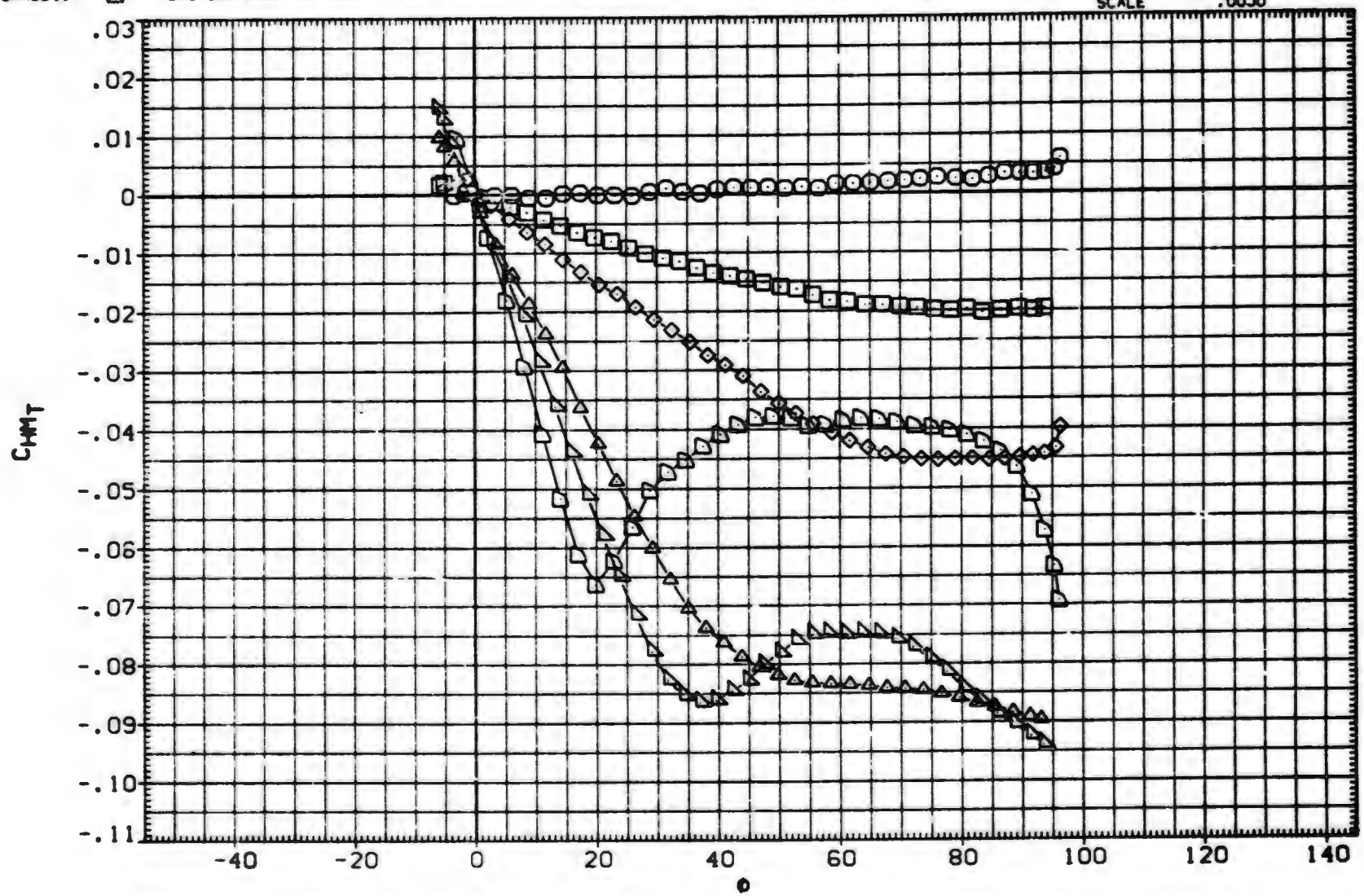

FIN AERODYNAMIC CHARACTERISTICS AS A FUNCTION OF ROLL ANGLE. BITI1 (FIN 3)

(B)MACH = 1.00

DATA SET	SYMBOL	CONFIGURATION DESCRIPTION	ALPHA	LAMBDA	RT.CRD	SEMSPN
(UXA023)	○	MDAC 261/AEDC 52 BODY-TAIL. BIT11 (TAIL FIN. T3)	.000	1.000	3.749	1.875
(UXA025)	□	MDAC 261/AEDC 52 BODY-TAIL. BIT11 (TAIL FIN. T3)	2.000	1.000	3.749	1.875
(UXA026)	◇	MDAC 261/AEDC 52 BODY-TAIL. BIT11 (TAIL FIN. T3)	4.000	1.000	3.749	1.875
(UXA029)	△	MDAC 261/AEDC 52 BODY-TAIL. BIT11 (TAIL FIN. T3)	10.500	1.000	3.749	1.875
(UXA031)	◁	MDAC 261/AEDC 52 BODY-TAIL. BIT11 (TAIL FIN. T3)	14.000	1.000	3.749	1.875
(UXA034)	▷	MDAC 261/AEDC 52 BODY-TAIL. BIT11 (TAIL FIN. T3)	20.000	1.000	3.749	1.875

REFERENCE INFORMATION		
SREF	7.0280	SQ. IN.
LREF	3.7490	IN.
BREF	1.8750	IN.
XMRP	.4500	IN.
YMRP	.0000	IN.
ZMRP	.0000	IN.
SCALE	.0000	

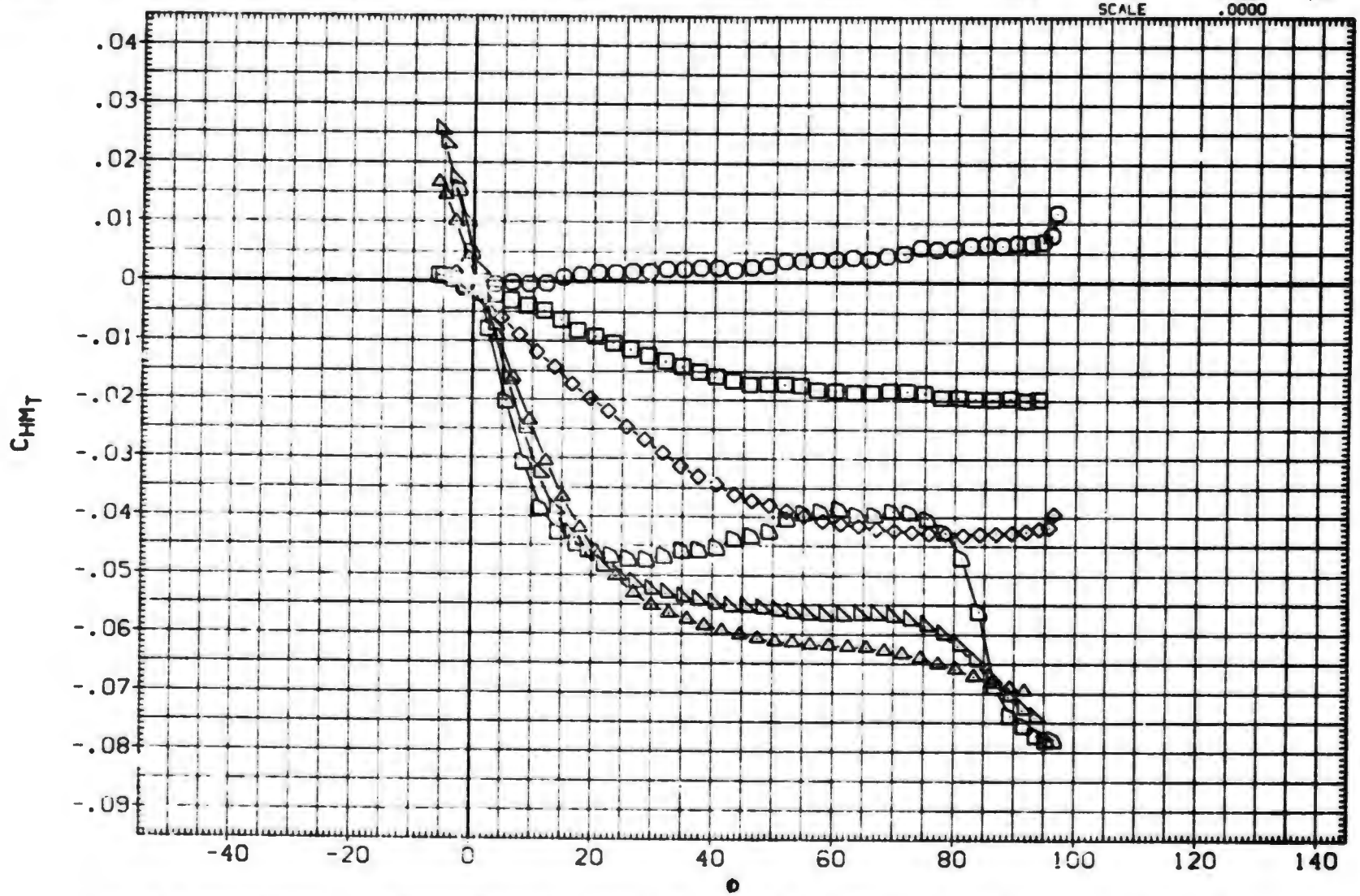

FIN AERODYNAMIC CHARACTERISTICS AS A FUNCTION OF ROLL ANGLE. BIT11 (FIN 3)

(C)MACH = 1.20

DATA SET	SYMBOL	CONFIGURATION DESCRIPTION	ALPHA	LAMBDA	RT.CRD	SEMSPN
(UXA023)	○	MDAC 261/AEDC 52 BODY-TAIL. BIT11 (TAIL FIN. T3)	.000	1.000	3.749	1.875
(UXA025)	□	MDAC 261/AEDC 52 BODY-TAIL. BIT11 (TAIL FIN. T3)	2.000	1.000	3.749	1.875
(UXA026)	◇	MDAC 261/AEDC 52 BODY-TAIL. BIT11 (TAIL FIN. T3)	4.000	1.000	3.749	1.875
(UXA029)	◁	MDAC 261/AEDC 52 BODY-TAIL. BIT11 (TAIL FIN. T3)	10.500	1.000	3.749	1.875
(UXA031)	▷	MDAC 261/AEDC 52 BODY-TAIL. BIT11 (TAIL FIN. T3)	14.800	1.000	3.749	1.875
(UXA034)	△	DATA NOT AVAILABLE	20.000	1.000	3.749	1.875

REFERENCE INFORMATION		
SREF	7.0280	90. IN.
LREF	3.7490	IN.
BREF	1.8750	IN.
XMRP	.4500	IN.
YMRP	.0000	IN.
ZMRP	.0000	IN.
SCALE	.0000	

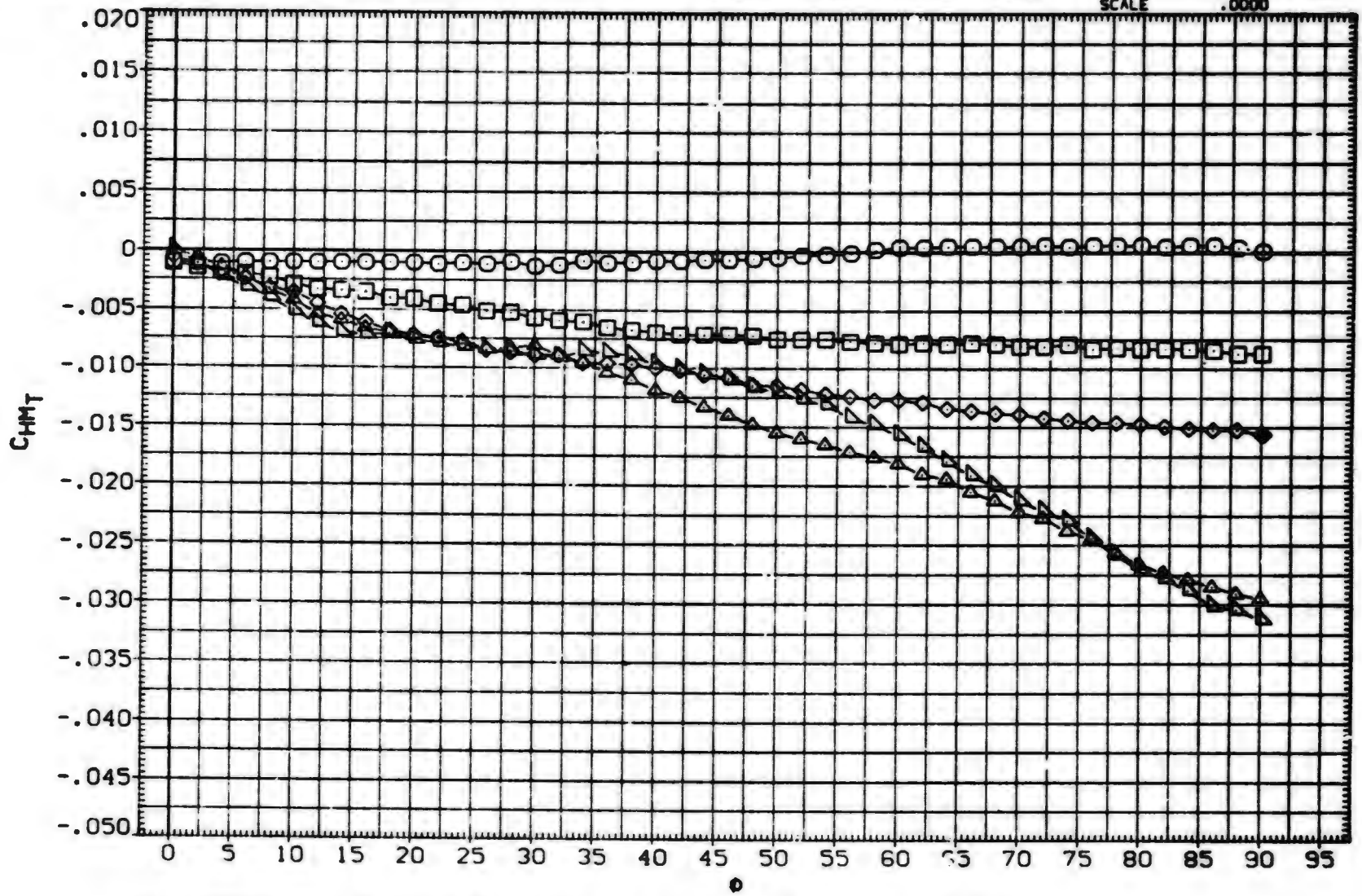

FIN AERODYNAMIC CHARACTERISTICS AS A FUNCTION OF ROLL ANGLE. BIT11 (FIN 3)

(D)MACH = 1.76

DATA SET	SYMBOL	CONFIGURATION DESCRIPTION	ALPHA	LAMBDA	RT.CRD	SEMSPN
(UXA023)	○	MDAC 261/AEDC 52 BODY-TAIL. B1T11 (TAIL FIN. T3)	.000	1.000	3.749	1.875
(UXA025)	□	MDAC 261/AEDC 52 BODY-TAIL. B1T11 (TAIL FIN. T3)	2.000	1.000	3.749	1.875
(UXA026)	◇	MDAC 261/AEDC 52 BODY-TAIL. B1T11 (TAIL FIN. T3)	4.000	1.000	3.749	1.875
(UXA029)	△	MDAC 261/AEDC 52 BODY-TAIL. B1T11 (TAIL FIN. T3)	10.500	1.000	3.749	1.875
(UXA031)	▷	MDAC 261/AEDC 52 BODY-TAIL. B1T11 (TAIL FIN. T3)	14.800	1.000	3.749	1.875
(UXA034)	D	DATA NOT AVAILABLE	20.000	1.000	3.749	1.875

REFERENCE INFORMATION

SREF	7.0280	SQ.IN.
LREF	3.7490	IN.
BREF	1.8750	IN.
XMRP	.4500	IN.
YMRP	.0000	IN.
ZMRP	.0000	IN.
SCALE	.0000	

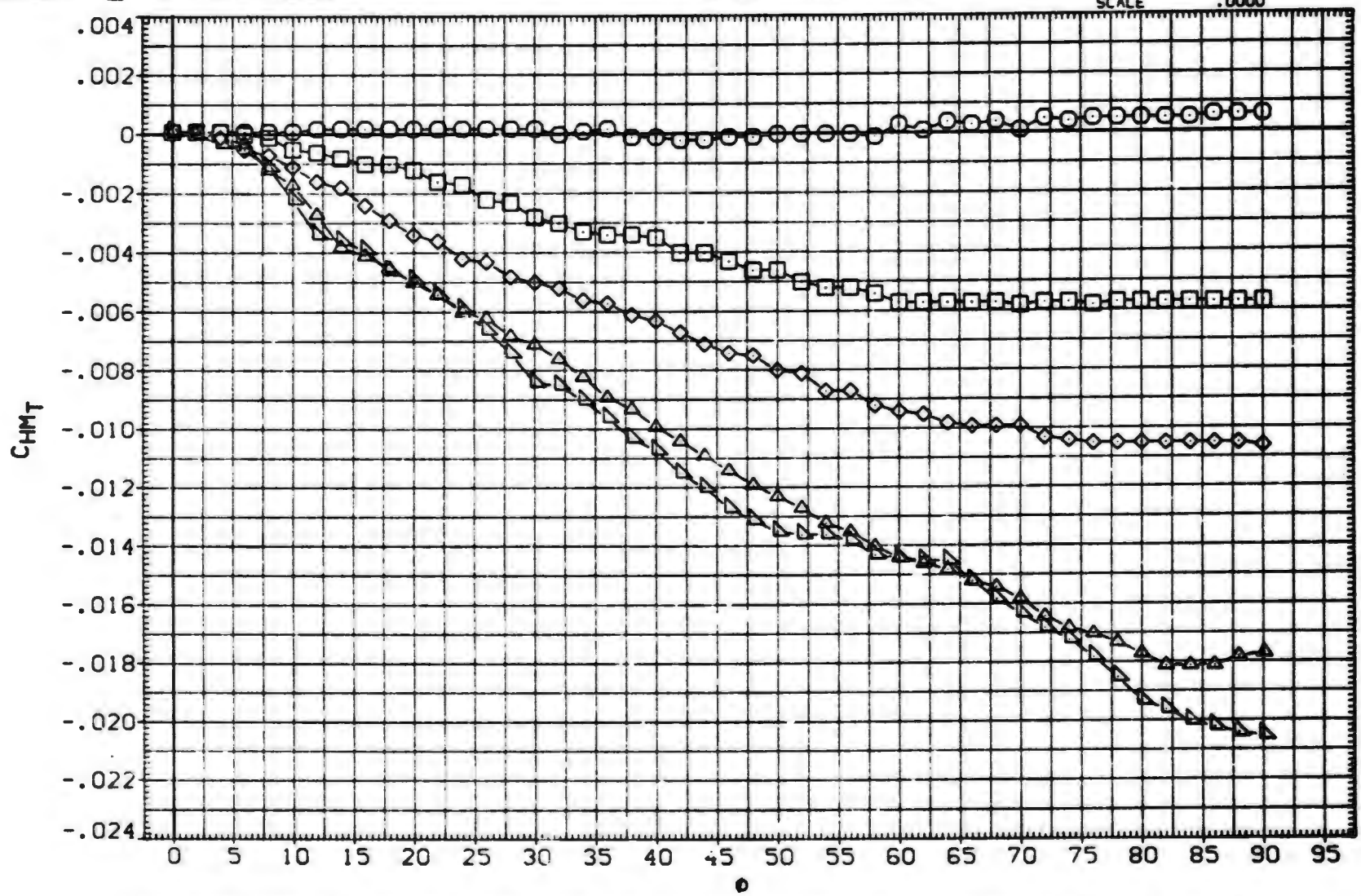

FIN AERODYNAMIC CHARACTERISTICS AS A FUNCTION OF ROLL ANGLE. B1T11 (FIN 3)

(E)MACH = 2.00

DATA SET	SYMBOL	CONFIGURATION DESCRIPTION	ALPHA	LAMBDA	RT.CRD	SEMSPN
(UXA023)	○	MDAC 261/AEDC 52 BODY-TAIL. B1T11 (TAIL FIN. T3)	.000	1.000	3.749	1.875
(UXA025)	□	MDAC 261/AEDC 52 BODY-TAIL. B1T11 (TAIL FIN. T3)	2.000	1.000	3.749	1.875
(UXA026)	◇	MDAC 261/AEDC 52 BODY-TAIL. B1T11 (TAIL FIN. T3)	4.000	1.000	3.749	1.875
(UXA029)	△	MDAC 261/AEDC 52 BODY-TAIL. B1T11 (TAIL FIN. T3)	10.500	1.000	3.749	1.875
(UXA031)	◺	MDAC 261/AEDC 52 BODY-TAIL. B1T11 (TAIL FIN. T3)	14.800	1.000	3.749	1.875
(UXA034)	◸	DATA NOT AVAILABLE	20.000	1.000	3.749	1.875

REFERENCE INFORMATION		
SREF	7.0280	SQ. IN.
LREF	3.7490	IN.
BREF	1.8750	IN.
XMRP	.4500	IN.
YMRP	.0000	IN.
ZMRP	.0000	IN.
SCALE	.0000	

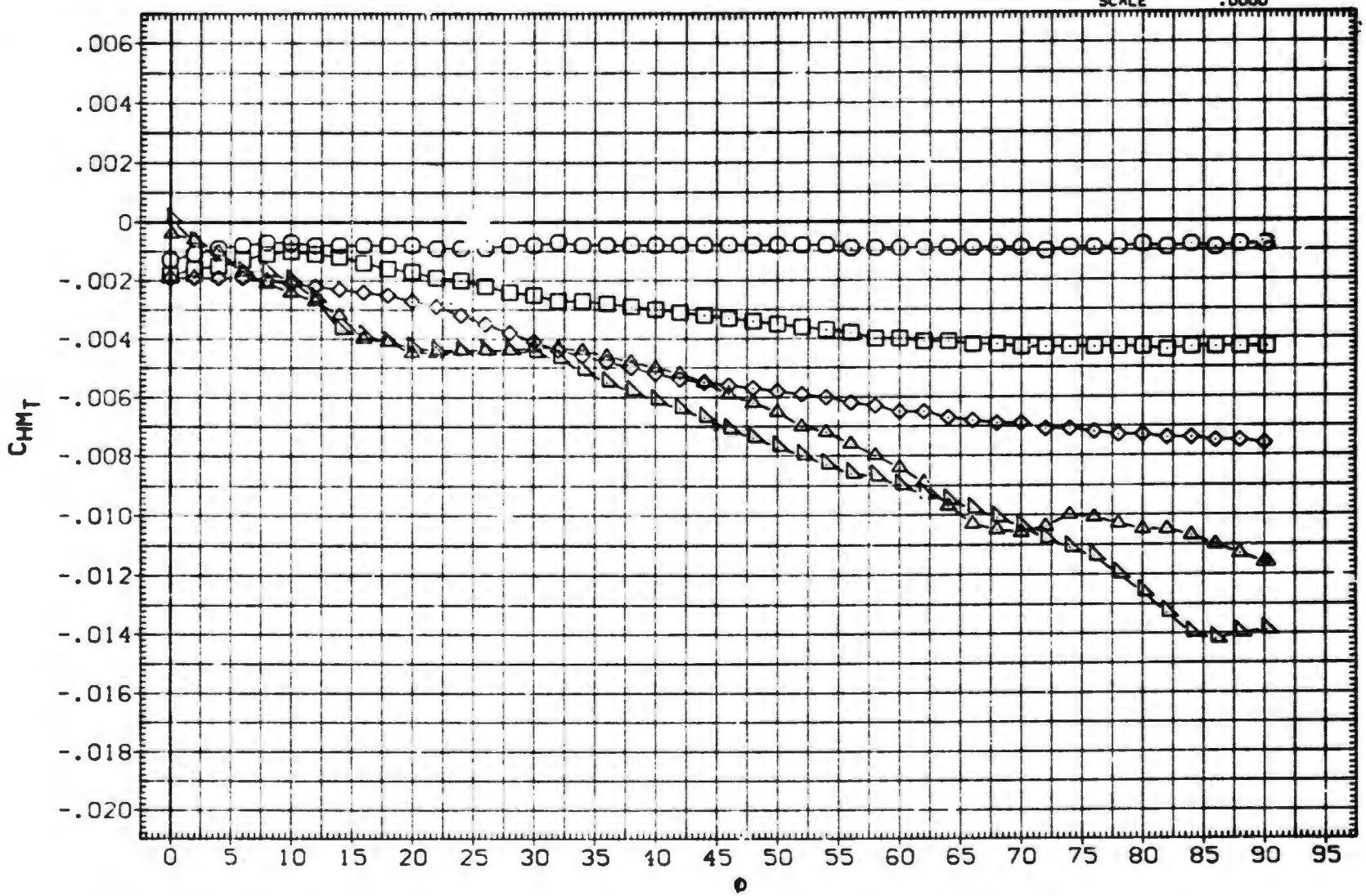

FIN AERODYNAMIC CHARACTERISTICS AS A FUNCTION OF ROLL ANGLE. B1T11 (FIN 3)

(F)MACH = 2.50

DATA SET	SYMBOL	CONFIGURATION DESCRIPTION	ALPHA	LAMBDA	RT.CRD	SEMSPN
(UXA023)	○	MDAC 261/AEDC 52 BODY-TAIL. BITI1 (TAIL FIN. T3)	.000	1.000	3.749	1.875
(UXA025)	□	MDAC 261/AEDC 52 BODY-TAIL. BITI1 (TAIL FIN. T3)	2.000	1.000	3.749	1.875
(UXA026)	◇	MDAC 261/AEDC 52 BODY-TAIL. BITI1 (TAIL FIN. T3)	4.000	1.000	3.749	1.875
(UXA029)	△	MDAC 261/AEDC 52 BODY-TAIL. BITI1 (TAIL FIN. T3)	10.500	1.000	3.749	1.875
(UXA03[illegible])	◺	MDAC 261/AEDC 52 BODY-TAIL. BITI1 (TAIL FIN. T3)	14.900	1.000	3.749	1.875
(UXA034)	D	DATA NOT AVAILABLE	20.000	1.000	3.749	1.875

REFERENCE INFORMATION		
SREF	7.0280	SQ. IN.
LREF	3.7490	IN.
BREF	1.8750	IN.
XMRP	.4500	IN.
YMRP	.0000	IN.
ZMRP	.0000	IN.
SCALE	.0000	

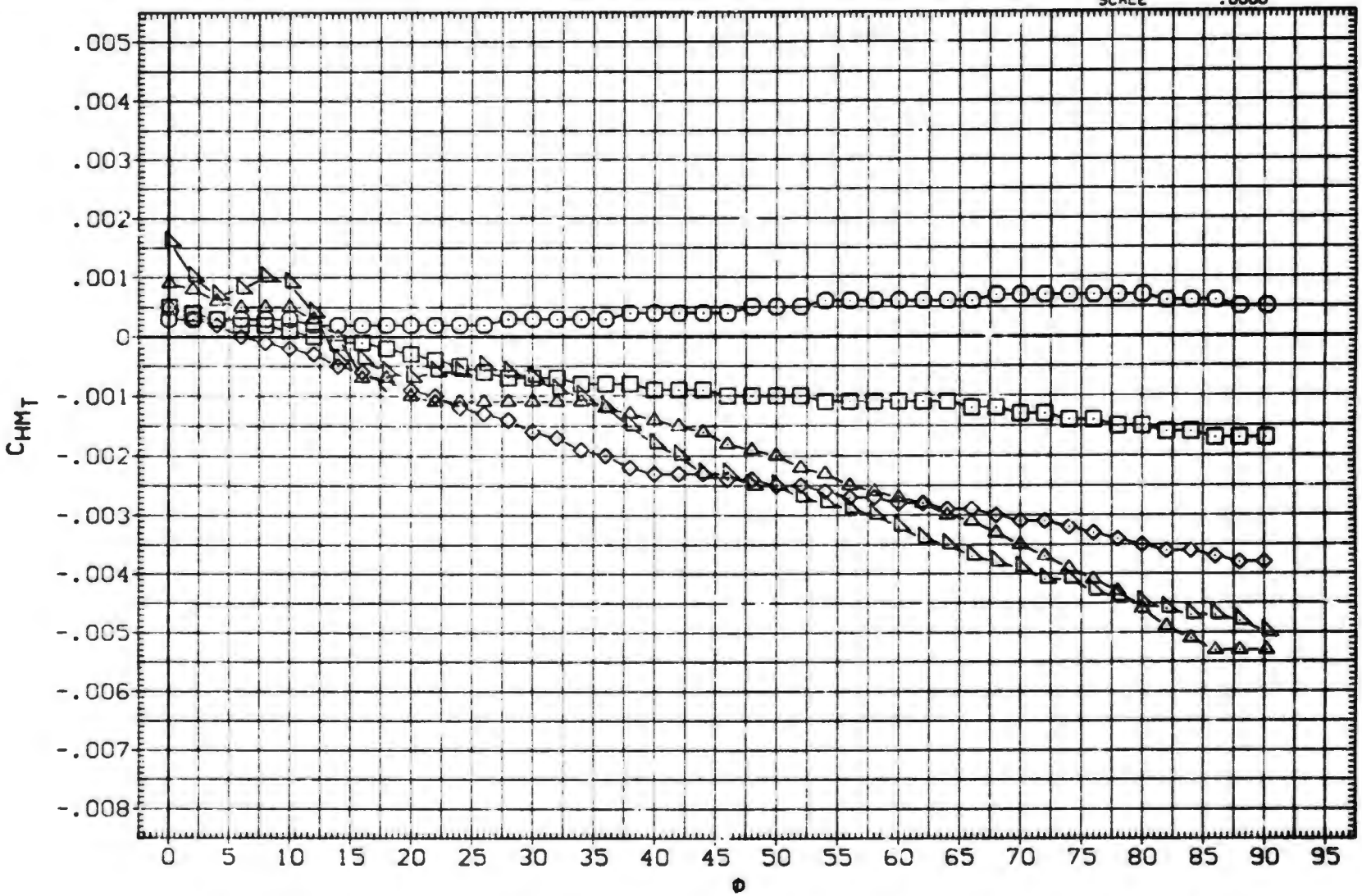

FIN AERODYNAMIC CHARACTERISTICS AS A FUNCTION OF ROLL ANGLE. BITI1 (FIN 3)

(G)MACH = 3.01

DATA SET	SYMBOL	CONFIGURATION DESCRIPTION	ALPHA	LAMBDA	RT.CRD	SEMSPN
(UXA023)	○	MDAC 261/AEDC 52 BODY-TAIL. BIT11 (TAIL FIN. T3)	.000	1.000	3.749	1.875
(UXA025)	□	MDAC 261/AEDC 52 BODY-TAIL. BIT11 (TAIL FIN. T3)	2.000	1.000	3.749	1.875
(UXA026)	◇	MDAC 261/AEDC 52 BODY-TAIL. BIT11 (TAIL FIN. T3)	4.000	1.000	3.749	1.875
(UXA029)	△	MDAC 261/AEDC 52 BODY-TAIL. BIT11 (TAIL FIN. T3)	10.300	1.000	3.749	1.875
(UXA031)	◁	DATA NOT AVAILABLE	14.800	1.000	3.749	1.875
(UXA034)	▷	DATA NOT AVAILABLE	20.000	1.000	3.749	1.875

REFERENCE INFORMATION

SREF	7.0280	SQ.IN.
LREF	3.7490	IN.
BREF	1.8750	IN.
XMRP	.4500	IN.
YMRP	.0000	IN.
ZMRP	.0000	IN.
SCALE	.0000	

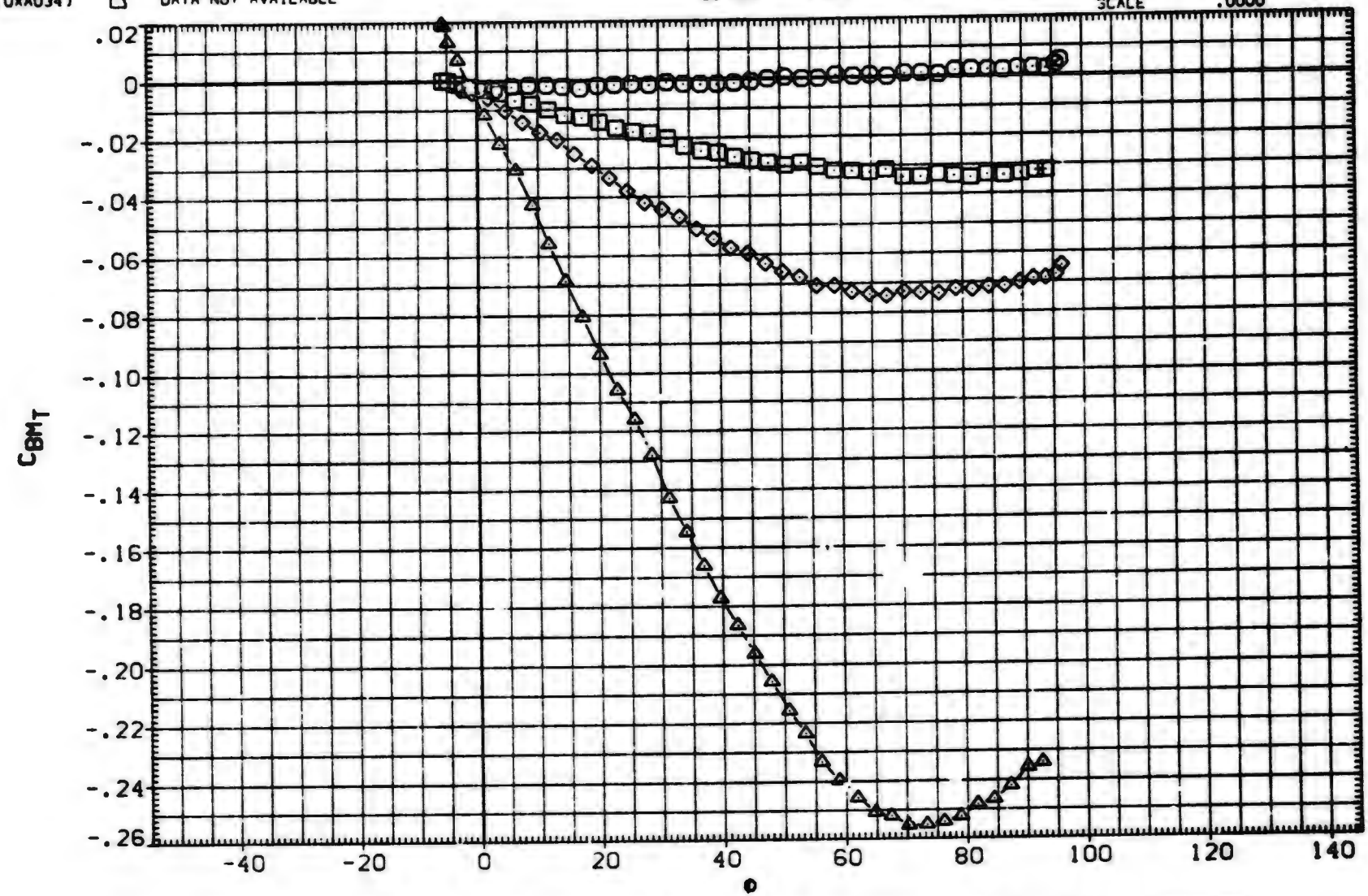

FIN AERODYNAMIC CHARACTERISTICS AS A FUNCTION OF ROLL ANGLE. BIT11 (FIN 3)

(A)MACH = .80

DATA SET	SYMBOL	CONFIGURATION DESCRIPTION	ALPHA	LAMBDA	RT.CRD	SEMSPN
(UXA023)	○	MDAC 261/AEDC 52 BODY-TAIL. B1T11 (TAIL FIN. T3)	.000	1.000	3.749	1.875
(UXA025)	□	MDAC 261/AEDC 52 BODY-TAIL. B1T11 (TAIL FIN. T3)	2.000	1.000	3.749	1.875
(UXA026)	◇	MDAC 261/AEDC 52 BODY-TAIL. B1T11 (TAIL FIN. T3)	4.000	1.000	3.749	1.875
(UXA029)	△	MDAC 261/AEDC 52 BODY-TAIL. B1T11 (TAIL FIN. T3)	10.500	1.000	3.749	1.875
(UXA031)	⊿	MDAC 261/AEDC 52 BODY-TAIL. B1T11 (TAIL FIN. T3)	14.800	1.000	3.749	1.875
(UXA034)	D	MDAC 261/AEDC 52 BODY-TAIL. B1T11 (TAIL FIN. T3)	20.000	1.000	3.749	1.875

REFERENCE INFORMATION

SREF	7.0280	SQ.IN.
LREF	3.7490	IN.
BREF	1.8750	IN.
XMRP	.4500	IN.
YMRP	.0000	IN.
ZMRP	.0000	IN.
SCALE	.0000	

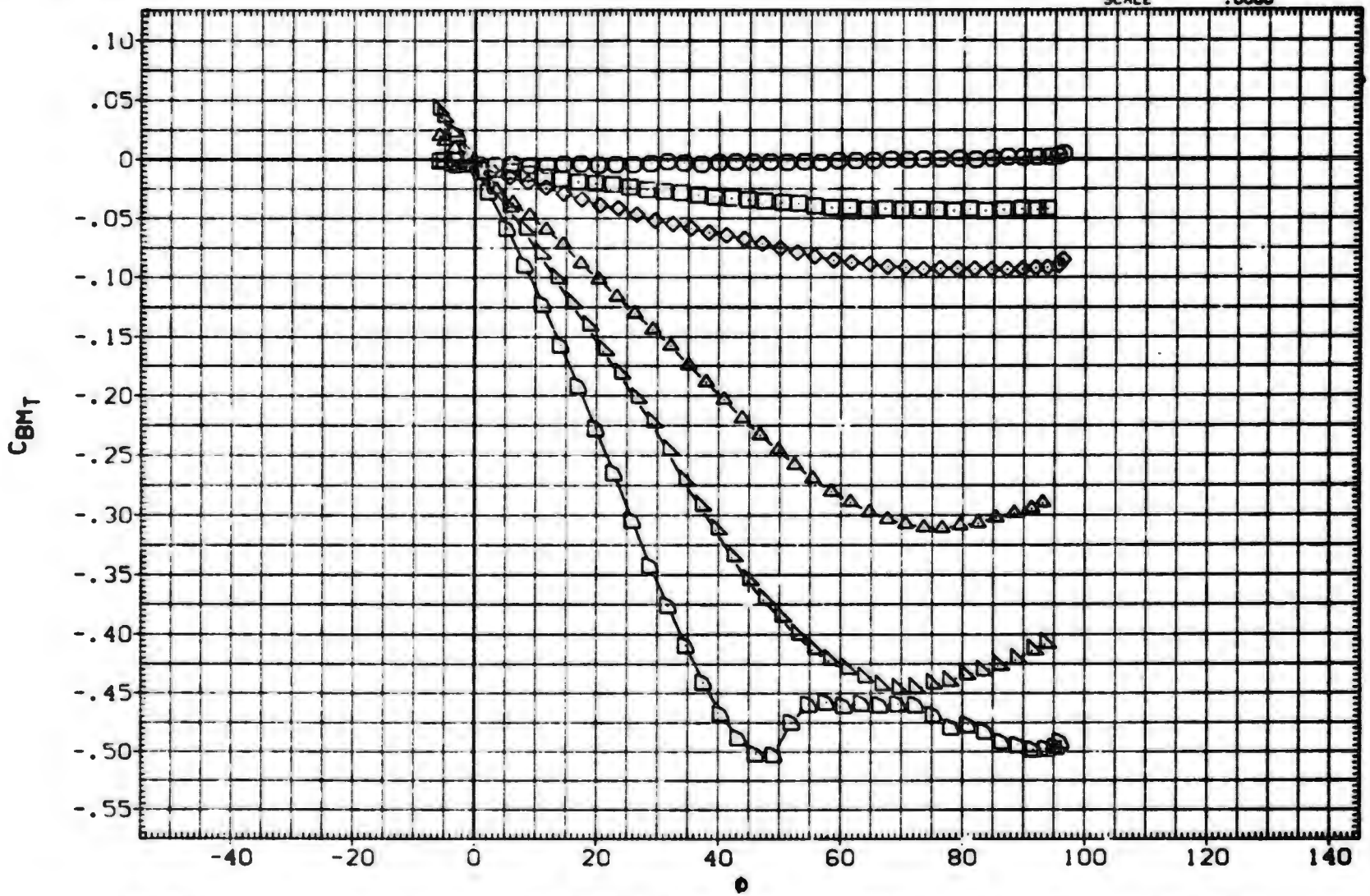

FIN AERODYNAMIC CHARACTERISTICS AS A FUNCTION OF ROLL ANGLE. B1T11 (FIN 3)

(B)MACH = 1.00

DATA SET	SYMBOL	CONFIGURATION DESCRIPTION	ALPHA	LAMBDA	RT.CPD	SEMSPN
(UXA023)	○	MOAC 261/AEDC 52 BODY-TAIL. BITI1 (TAIL FIN. T3)	.000	1.000	3.749	1.875
(UXA025)	□	MOAC 261/AEDC 52 BODY-TAIL. BITI1 (TAIL FIN. T3)	2.000	1.000	3.749	1.875
(UXA026)	◇	MOAC 261/AEDC 52 BODY-TAIL. BITI1 (TAIL FIN. T3)	4.000	1.000	3.749	1.875
(UXA029)	△	MOAC 261/AEDC 52 BODY-TAIL. BITI1 (TAIL FIN. T3)	10.500	1.000	3.749	1.875
(UXA031)	◺	MOAC 261/AEDC 52 BODY-TAIL. BITI1 (TAIL FIN. T3)	14.800	1.000	3.749	1.875
(UXA034)	D	MOAC 261/AEDC 52 BODY-TAIL. BITI1 (TAIL FIN. T3)	20.000	1.000	3.749	1.875

REFERENCE INFORMATION

SREF	7.0280	SQ.IN.
LREF	3.7490	IN.
BREF	1.8750	IN.
XMRP	.4500	IN.
YMRP	.0000	IN.
ZMRP	.0000	IN.
SCALE	.0000	

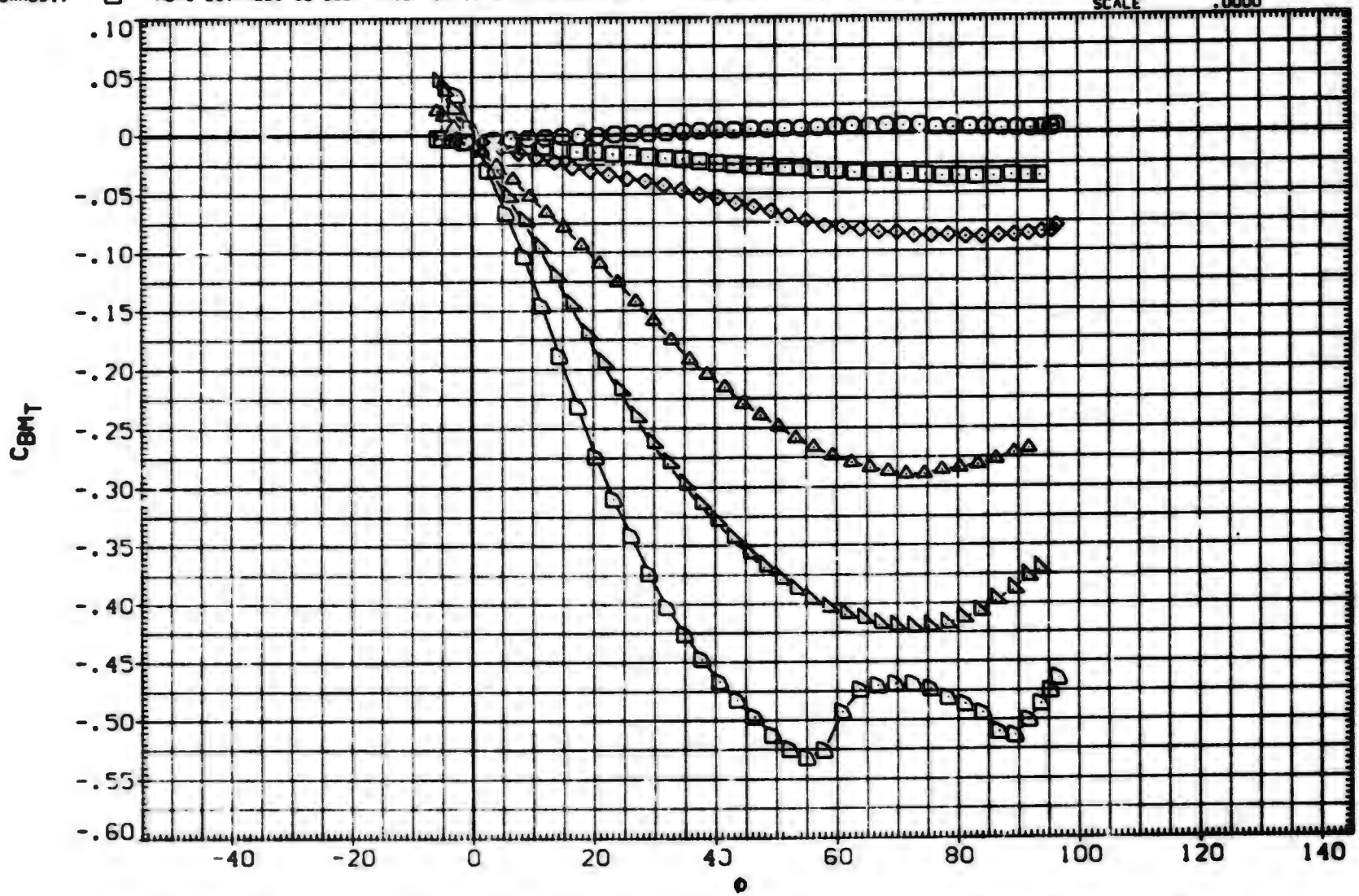

FIN AERODYNAMIC CHARACTERISTICS AS A FUNCTION OF ROLL ANGLE. BITI1 (FIN 3)

(C)MACH = 1.20

DATA SET	SYMBOL	CONFIGURATION DESCRIPTION	ALPHA	LAMBDA	RT.CRD	SEMSPN
(UXA023)	○	MDAC 261/AEDC 52 BODY-TAIL. B1T11 (TAIL FIN. T3)	.000	1.000	3.749	1.875
(UXA025)	□	MDAC 261/AEDC 52 BODY-TAIL. B1T11 (TAIL FIN. T3)	2.000	1.000	3.749	1.875
(UXA026)	◇	MDAC 261/AEDC 52 BODY-TAIL. B1T11 (TAIL FIN. T3)	4.000	1.000	3.749	1.875
(UXA029)	△	MDAC 261/AEDC 52 BODY-TAIL. B1T11 (TAIL FIN. T3)	10.500	1.000	3.749	1.875
(UXA031)	◁	MDAC 261/AEDC 52 BODY-TAIL. B1T11 (TAIL FIN. T3)	14.800	1.000	3.749	1.875
(UXA034)	▷	DATA NOT AVAILABLE	20.000	1.000	3.749	1.875

REFERENCE INFORMATION		
SREF	7.0200	SQ.IN.
LREF	3.7490	IN.
BREF	1.8750	IN.
XMRP	.4500	IN.
YMRP	.0000	IN.
ZMRP	.0000	IN.
SCALE	.0000	

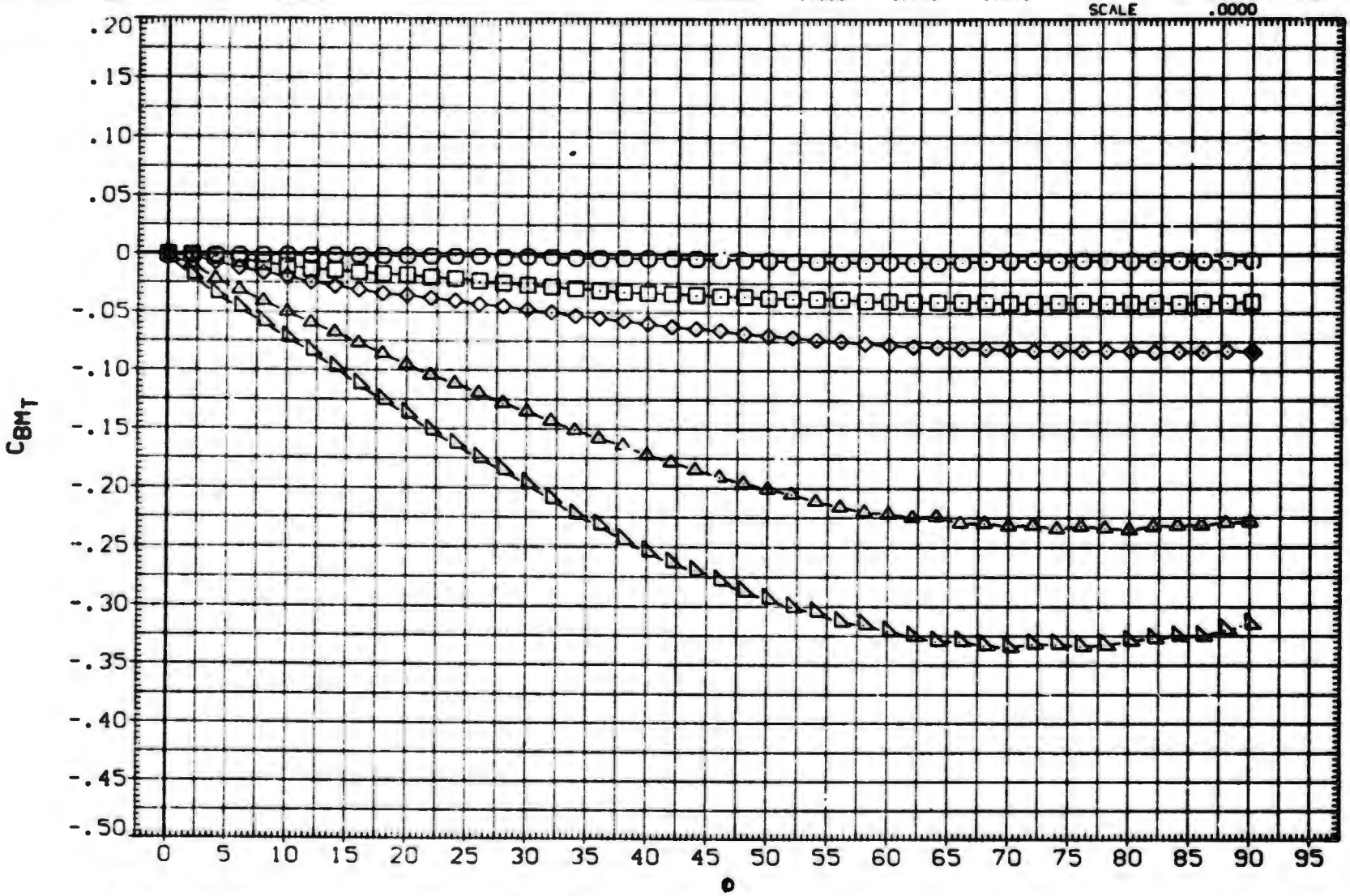

FIN AERODYNAMIC CHARACTERISTICS AS A FUNCTION OF ROLL ANGLE. B1T11 (FIN 3)

(D)MACH = 1.76

DATA SET	SYMBOL	CONFIGURATION DESCRIPTION	ALPHA	LAMBDA	RT.CRD	SEMSPN
(UXA023)	○	MDAC 261/AEDC 52 BODY-TAIL. BIT11 (TAIL FIN. T3)	.000	1.000	3.749	1.875
(UXA025)	□	MDAC 261/AEDC 52 BODY-TAIL. BIT11 (TAIL FIN. T3)	2.000	1.000	3.749	1.875
(UXA026)	◇	MDAC 261/AEDC 52 BODY-TAIL. BIT11 (TAIL FIN. T3)	4.000	1.000	3.749	1.875
(UXA029)	△	MDAC 261/AEDC 52 BODY-TAIL. BIT11 (TAIL FIN. T3)	10.500	1.000	3.749	1.875
(UXA031)	◺	MDAC 261/AEDC 52 BODY-TAIL. BIT11 (TAIL FIN. T3)	14.800	1.000	3.749	1.875
(UXA034)	D	DATA NOT AVAILABLE	20.000	1.000	3.749	1.875

REFERENCE INFORMATION

SREF	7.0280	SQ. IN.
LREF	3.7490	IN.
BREF	1.8750	IN.
XMRP	.4500	IN.
YMRP	.0000	IN.
ZMRP	.0000	IN.
SCALE	.0000	

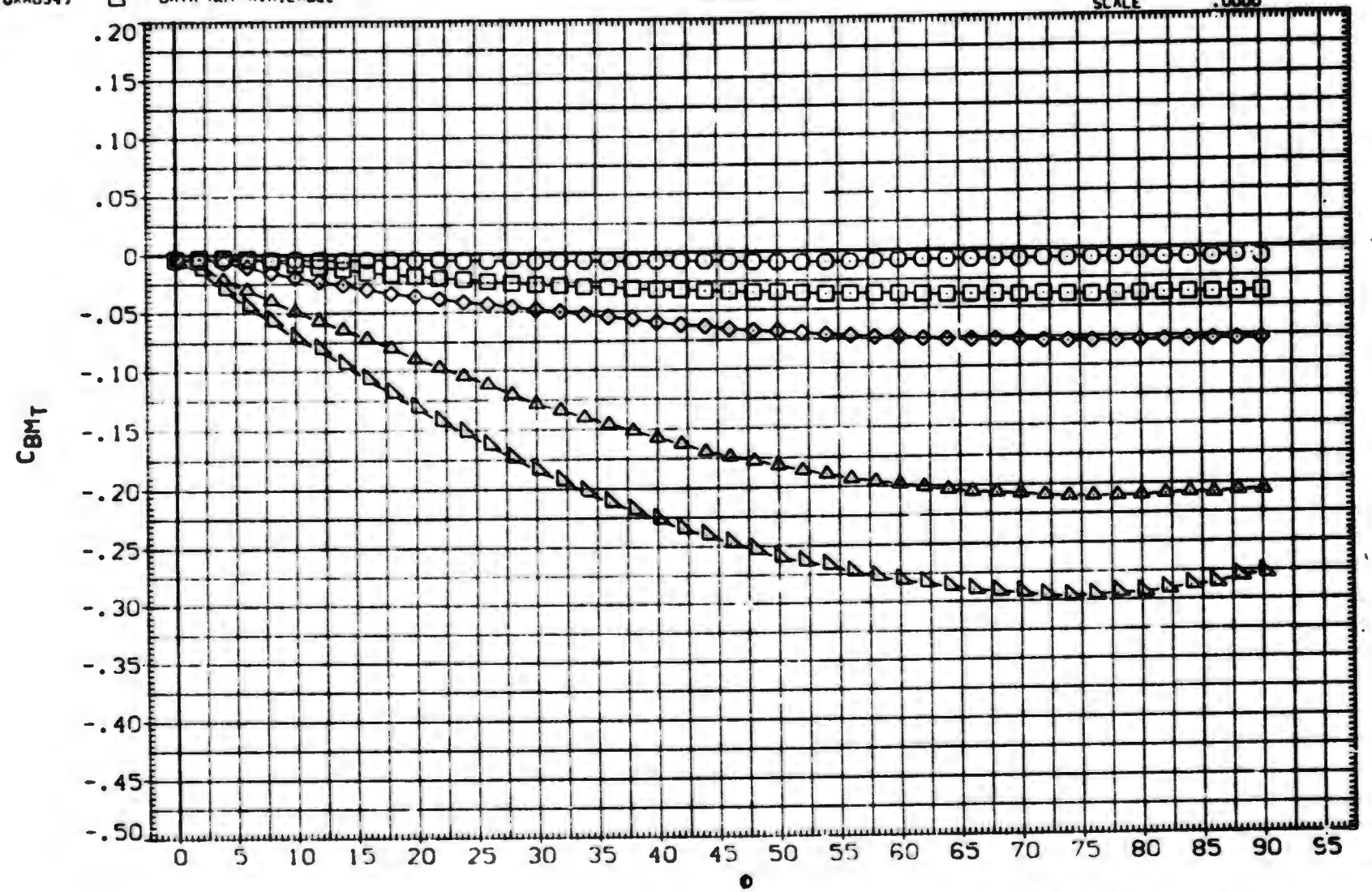

FIN AERODYNAMIC CHARACTERISTICS AS A FUNCTION OF ROLL ANGLE. BIT11 (FIN 3)

(E)MACH = 2.00

DATA SET	SYMBOL	CONFIGURATION DESCRIPTION	ALPHA	LAMBDA	RT.CRD	SEMSPN
(UXA023)	○	MDAC 261/AEDC 52 BODY-TAIL. B1T11 (TAIL FIN. T3)	.000	1.000	3.749	1.875
(UXA025)	□	MDAC 261/AEDC 52 BODY-TAIL. B1T11 (TAIL FIN. T3)	2.000	1.000	3.749	1.875
(UXA026)	◇	MDAC 261/AEDC 52 BODY-TAIL. B1T11 (TAIL FIN. T3)	4.000	1.000	3.749	1.875
(UXA029)	△	MDAC 261/AEDC 52 BODY-TAIL. B1T11 (TAIL FIN. T3)	10.500	1.000	3.749	1.875
(UXA031)	◺	MDAC 261/AEDC 52 BODY-TAIL. B1T11 (TAIL FIN. T3)	14.800	1.000	3.749	1.875
(UXA034)	D	DATA NOT AVAILABLE	20.000	1.000	3.749	1.875

REFERENCE INFORMATION		
SREF	7.0280	90.IN.
LREF	3.7490	IN.
BREF	1.8750	IN.
XMRP	.4500	IN.
YMRP	.0000	IN.
ZMRP	.0000	IN.
SCALE	.0000	

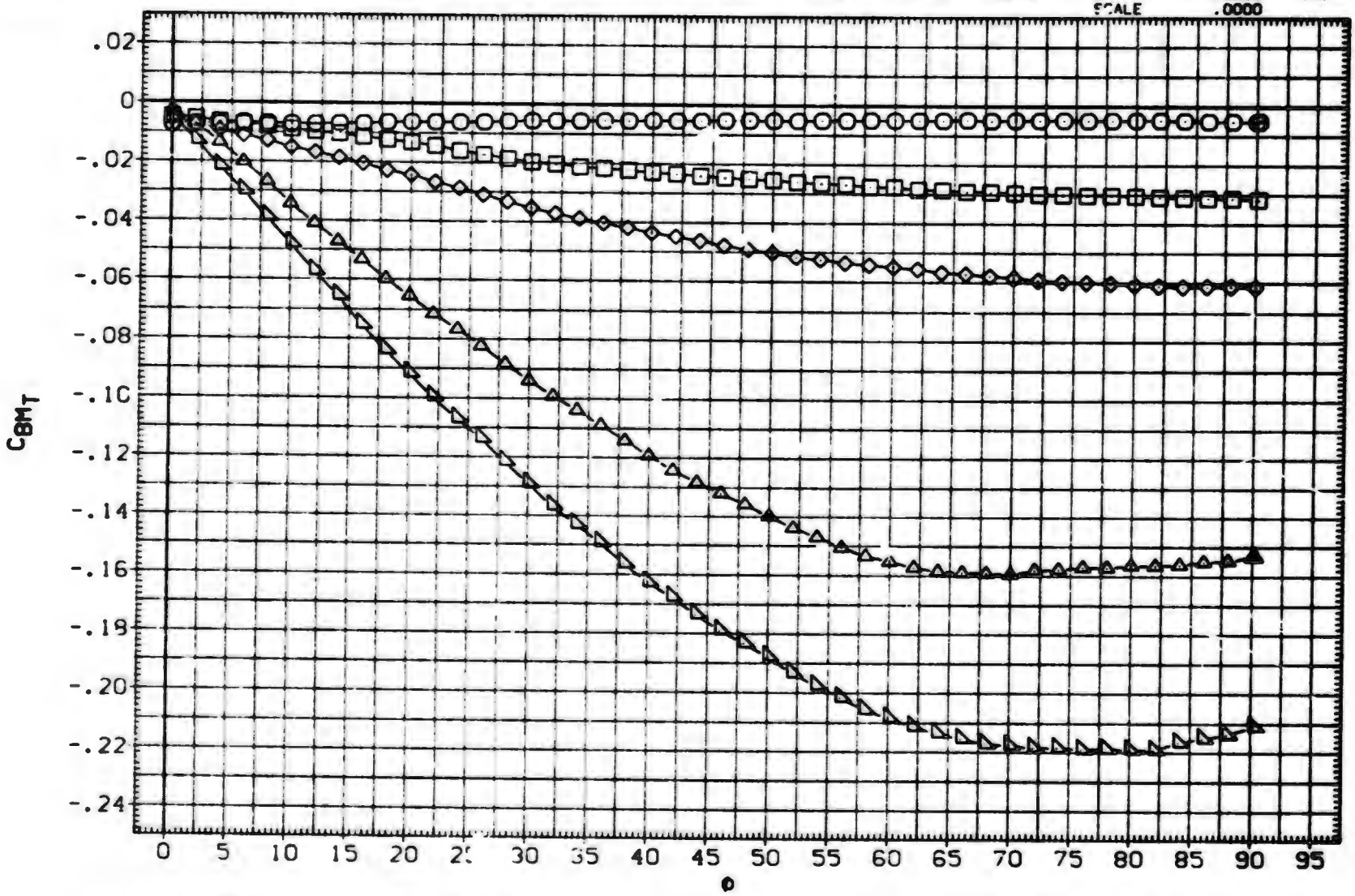

FIN AERODYNAMIC CHARACTERISTICS AS A FUNCTION OF ROLL ANGLE. B1T11 (FIN 3)

(F)MACH = 2.50

DATA SET	SYMBOL	CONFIGURATION DESCRIPTION	ALPHA	LAMBDA	RT.CRD	SEMSPN
(UXA023)	○	MDAC 261/AEDC 52 BODY-TAIL. B1T11 (TAIL FIN. T3)	.000	1.000	3.749	1.875
(UXA025)	□	MDAC 261/AEDC 52 BODY-TAIL. B1T11 (TAIL FIN. T3)	2.000	1.000	3.749	1.875
(UXA026)	◇	MDAC 261/AEDC 52 BODY-TAIL. B1T11 (TAIL FIN. T3)	4.000	1.000	3.749	1.875
(UXA029)	△	MDAC 261/AEDC 52 BODY-TAIL. B1T11 (TAIL FIN. T3)	10.500	1.000	3.749	1.875
(UXA031)	▷	MDAC 261/AEDC 52 BODY-TAIL. B1T11 (TAIL FIN. T3)	14.800	1.000	3.749	1.875
(UXA034)		DATA NOT AVAILABLE	20.000	1.000	3.749	1.875

REFERENCE INFORMATION		
SREF	7.0280	SQ.IN.
LREF	3.7490	IN.
BREF	1.8750	IN.
XMRP	.4500	IN.
YMRP	.0000	IN.
ZMRP	.0000	IN.
SCALE	.0000	

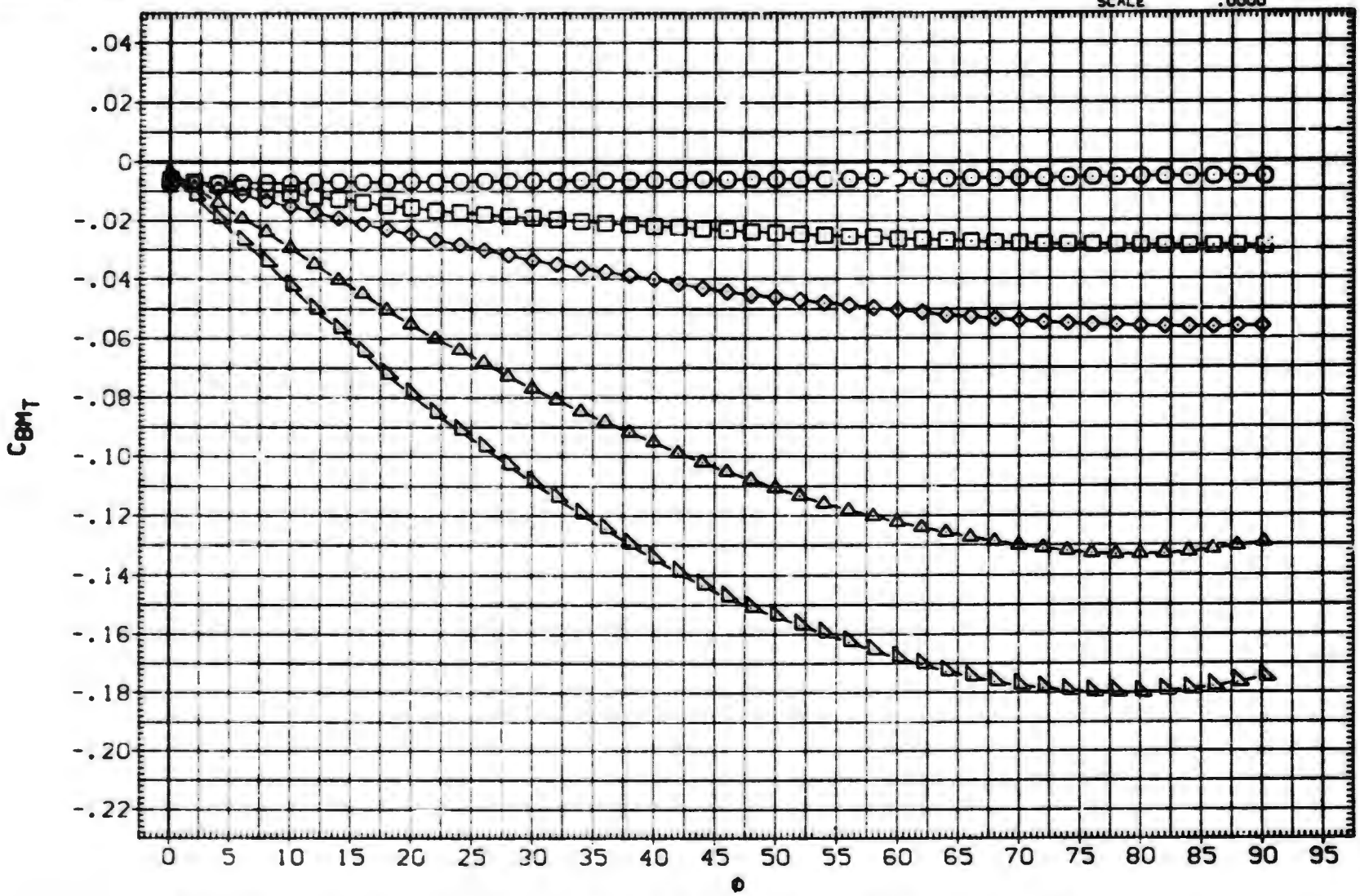

FIN AERODYNAMIC CHARACTERISTICS AS A FUNCTION OF ROLL ANGLE. B1T11 (FIN 3)

(G)MACH = 3.01

DATA SET	SYMBOL	CONFIGURATION DESCRIPTION	ALPHA	LAMBDA	RT.CRD	SEMSPN
(UXA023)	○	MDAC 261/AEDC 52 BODY-TAIL. B1T11 (TAIL FIN. T3)	.000	1.000	3.749	1.875
(UXA025)	□	MDAC 261/AEDC 52 BODY-TAIL. B1T11 (TAIL FIN. T3)	2.000	1.000	3.749	1.875
(UXA026)	◇	MDAC 261/AEDC 52 BODY-TAIL. B1T11 (TAIL FIN. T3)	4.000	1.000	3.749	1.875
(UXA029)	△	MDAC 261/AEDC 52 BODY-TAIL. B1T11 (TAIL FIN. T3)	10.500	1.000	3.749	1.875
(UXA031)	◺	DATA NOT AVAILABLE	14.000	1.000	3.749	1.875
(UXA034)	D	DATA NOT AVAILABLE	20.000	1.000	3.749	1.875

REFERENCE INFORMATION		
SREF	7.0280	SQ.IN.
LREF	3.7490	IN.
BREF	1.8750	IN.
XMRP	.4500	IN.
YMRP	.0000	IN.
ZMRP	.0000	IN.
SCALE	.0000	

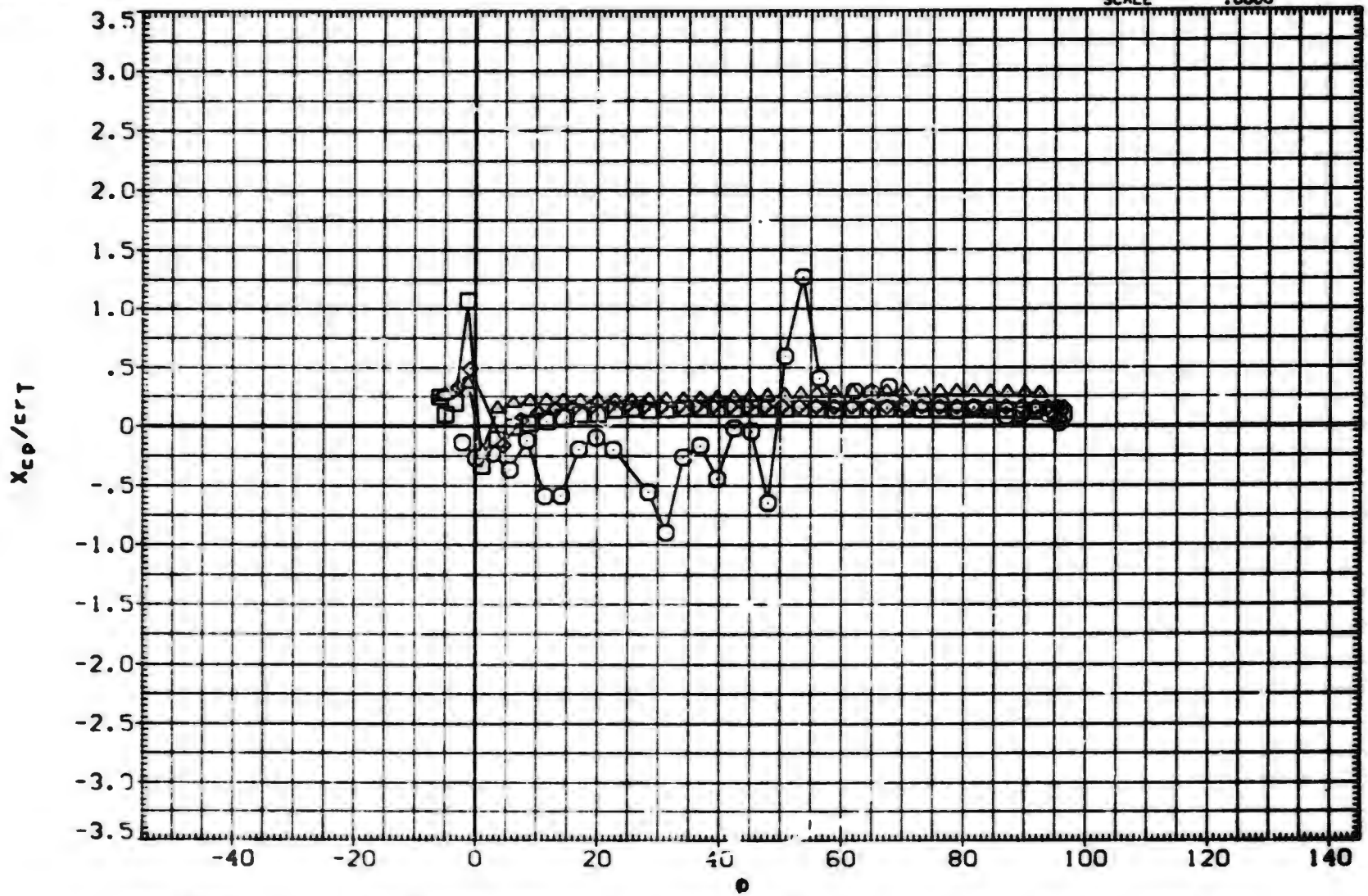

FIN AERODYNAMIC CHARACTERISTICS AS A FUNCTION OF ROLL ANGLE. B1T11 (FIN 3)

(A)MACH = .80

DATA SET	SYMBOL	CONFIGURATION DESCRIPTION	ALPHA	LAMBDA	RT.CRD	SEMSPN
(UXA023)	○	MOAC 261/AEDC 52 BODY-TAIL. B1T11 (TAIL FIN. T3)	.000	1.000	3.749	1.875
(UXA025)	□	MOAC 261/AEDC 52 BODY-TAIL. B1T11 (TAIL FIN. T3)	2.000	1.000	3.749	1.875
(UXA026)	◇	MOAC 261/AEDC 52 BODY-TAIL. B1T11 (TAIL FIN. T3)	4.000	1.000	3.749	1.875
(UXA029)	◁	MOAC 261/AEDC 52 BODY-TAIL. B1T11 (TAIL FIN. T3)	10.500	1.000	3.749	1.875
(UXA031)	△	MOAC 261/AEDC 52 BODY-TAIL. B1T11 (TAIL FIN. T3)	14.800	1.000	3.749	1.875
(UXA034)	D	MOAC 261/AEDC 52 BODY-TAIL. B1T11 (TAIL FIN. T3)	20.000	1.000	3.749	1.875

REFERENCE INFORMATION		
SREF	7.0280	SQ.IN.
LREF	3.7490	IN.
BREF	1.8750	IN.
XMRP	.4500	IN.
YMRP	.0000	IN.
ZMRP	.0000	IN.
SCALE	.0000	

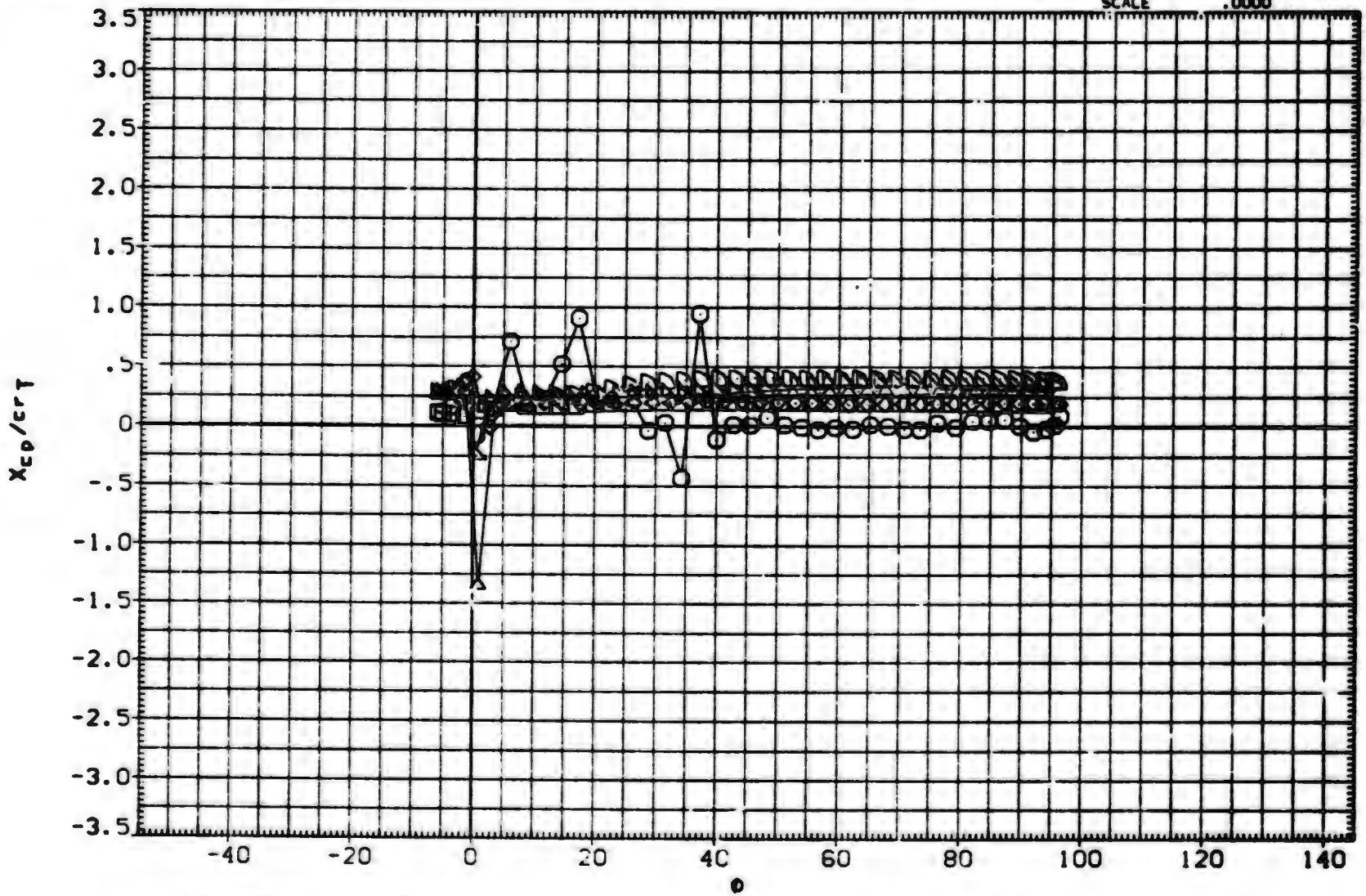

FIN AERODYNAMIC CHARACTERISTICS AS A FUNCTION OF ROLL ANGLE. B1T11 (FIN 3)

(B)MACH = 1.00

DATA SET	SYMBOL	CONFIGURATION DESCRIPTION	ALPHA	LAMBDA	RT.CRD	SEMSPN
(UXA023)	○	MDAC 261/AEDC 52 BODY-TAIL. B1T11 (TAIL FIN. T3)	.000	1.000	3.749	1.875
(UXA025)	□	MDAC 261/AEDC 52 BODY-TAIL. B1T11 (TAIL FIN. T3)	2.000	1.000	3.749	1.875
(UXA026)	◇	MDAC 261/AEDC 52 BODY-TAIL. B1T11 (TAIL FIN. T3)	4.000	1.000	3.749	1.875
(UXA029)	△	MDAC 261/AEDC 52 BODY-TAIL. B1T11 (TAIL FIN. T3)	10.500	1.000	3.749	1.875
(UXA031)	◁	MDAC 261/AEDC 52 BODY-TAIL. B1T11 (TAIL FIN. T3)	14.800	1.000	3.749	1.875
(UXA034)	▷	MDAC 261/AEDC 52 BODY-TAIL. B1T11 (TAIL FIN. T3)	20.000	1.000	3.749	1.875

REFERENCE INFORMATION

SREF	7.[illegible]	SQ. IN.
LREF	3.7490	IN.
BREF	1.8750	IN.
XMRP	.4500	IN.
YMRP	.0000	IN.
ZMRP	.0000	IN.
SCALE	.0000	

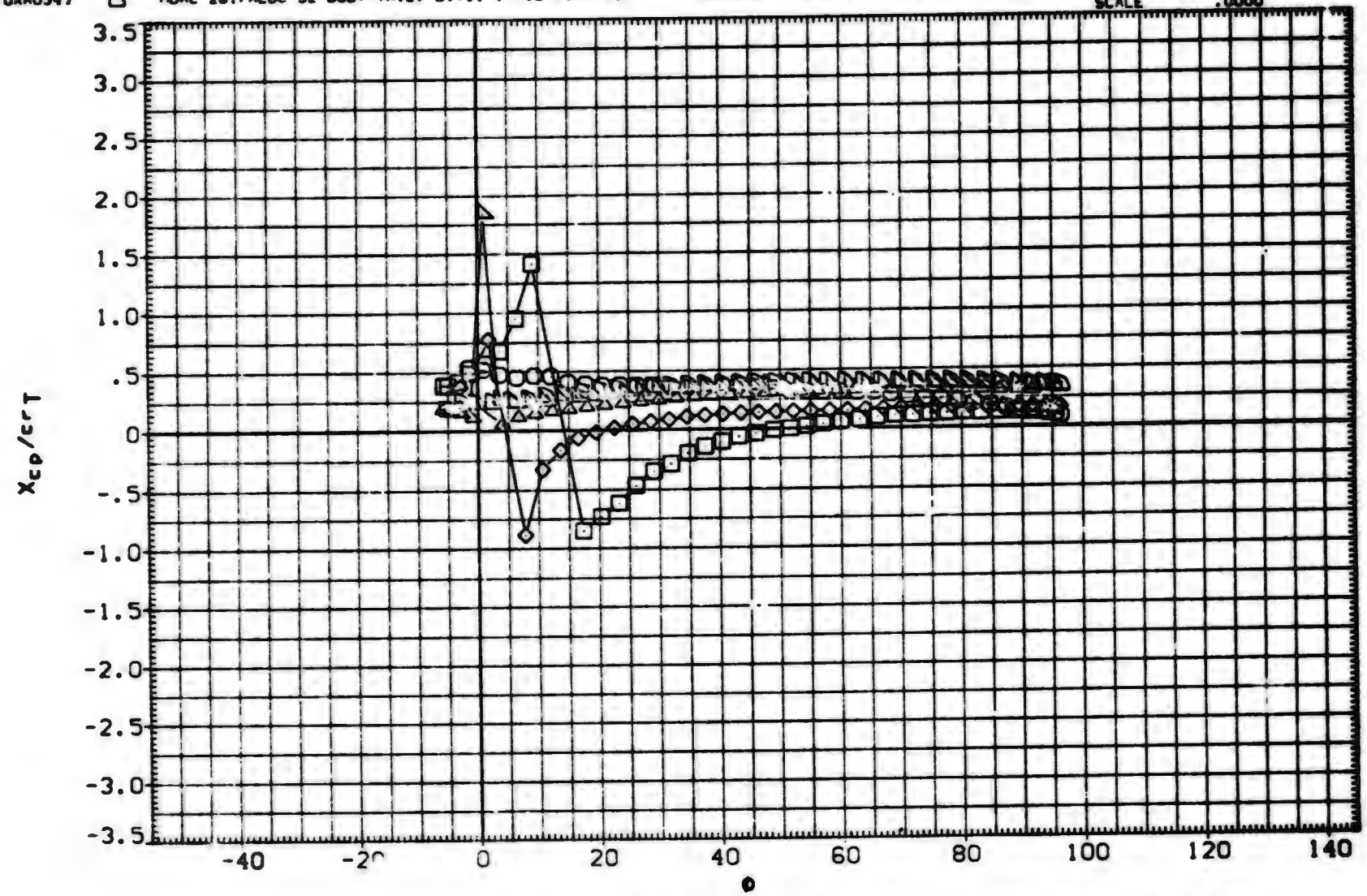

FIN AERODYNAMIC CHARACTERISTICS AS A FUNCTION OF ROLL ANGLE. B1T11 (FIN 3)

(C)MACH = 1.20

DATA SET	SYMBOL	CONFIGURATION DESCRIPTION	ALPHA	LAMBDA	RT.CRD	SEMSPN
(UXA023)	○	MDAC 261/AEDC 52 BODY-TAIL. BIT11 (TAIL FIN. T3)	.000	1.000	3.749	1.875
(UXA025)	□	MDAC 261/AEDC 52 BODY-TAIL. BIT11 (TAIL FIN. T3)	2.000	1.000	3.749	1.875
(UXA026)	◇	MDAC 261/AEDC 52 BODY-TAIL. BIT11 (TAIL FIN. T3)	4.000	1.000	3.749	1.875
(UXA029)	△	MDAC 261/AEDC 52 BODY-TAIL. BIT11 (TAIL FIN. T3)	10.500	1.000	3.749	1.875
(UXA031)	◁	MDAC 261/AEDC 52 BODY-TAIL. BIT11 (TAIL FIN. T3)	14.800	1.000	3.749	1.875
(UXA034)	▷	DATA NOT AVAILABLE	20.000	1.000	3.749	1.875

REFERENCE INFORMATION		
SREF	7.0280	SQ.IN.
LREF	3.7490	IN.
BREF	1.8750	IN.
XMRP	.4500	IN.
YMRP	.0000	IN.
ZMRP	.0000	IN.
SCALE	.0000	

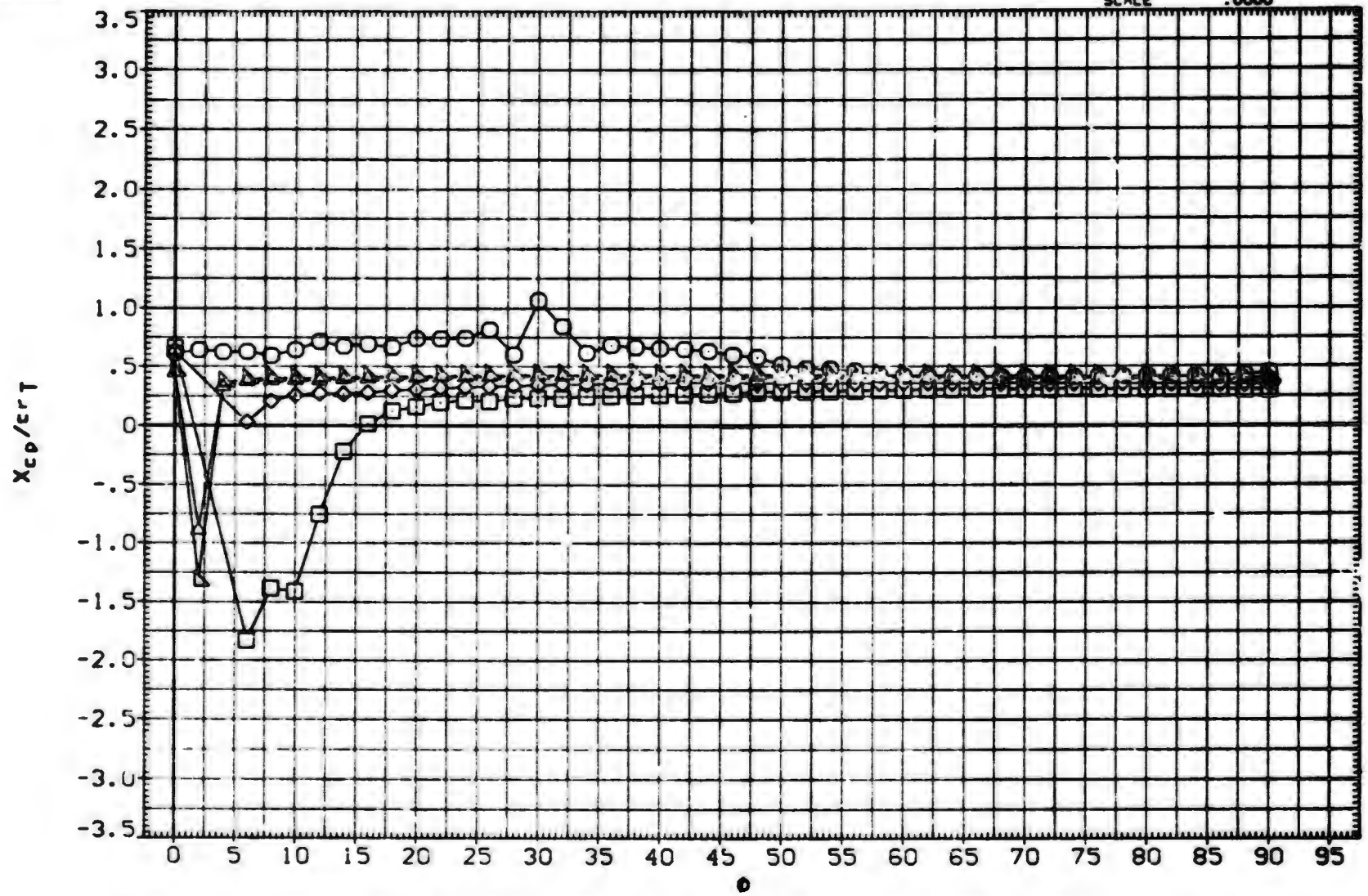

FIN AERODYNAMIC CHARACTERISTICS AS A FUNCTION OF ROLL ANGLE. BIT11 (FIN 3)

(D)MACH = 1.76

DATA SET	SYMBOL	CONFIGURATION DESCRIPTION	ALPHA	LAMBDA	RT.CRD	SEMSPN
(UXA023)	○	MDAC 261/AEDC 52 BODY-TAIL. B1T11 (TAIL FIN. T3)	.000	1.000	3.749	1.875
(UXA025)	□	MDAC 261/AEDC 52 BODY-TAIL. B1T11 (TAIL FIN. T3)	2.000	1.000	3.749	1.875
(UXA026)	◇	MDAC 261/AEDC 52 BODY-TAIL. B1T11 (TAIL FIN. T3)	4.000	1.000	3.749	1.875
(UXA029)	◁	MDAC 261/AEDC 52 BODY-TAIL. B1T11 (TAIL FIN. T3)	10.500	1.000	3.749	1.875
(UXA031)	▷	MDAC 261/AEDC 52 BODY-TAIL. B1T11 (TAIL FIN. T3)	14.800	1.000	3.749	1.875
(UXA034)	D	DATA NOT AVAILABLE	20.000	1.000	3.749	1.875

REFERENCE INFORMATION

SREF	7.0280	SQ. IN.
LREF	3.7490	IN.
BREF	1.8750	IN.
XMRP	.4500	IN.
YMRP	.0000	IN.
ZMRP	.0000	IN.
SCALE	.0000	

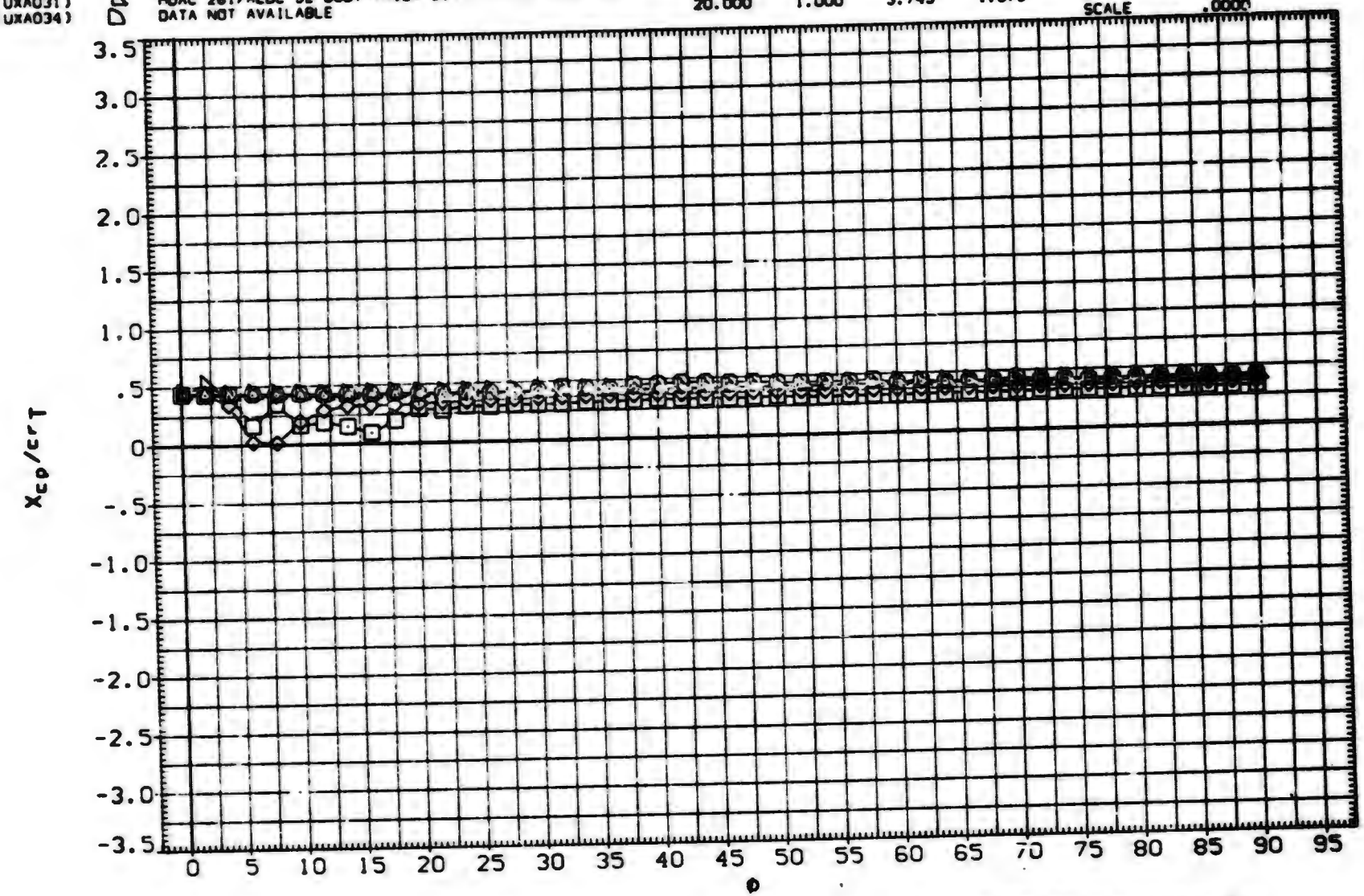

FIN AERODYNAMIC CHARACTERISTICS AS A FUNCTION OF ROLL ANGLE. B1T11 (FIN 3)

(E)MACH = 2.00

DATA SET	SYMBOL	CONFIGURATION DESCRIPTION	ALPHA	LAMBDA	RT.CRD	SEMSPN
(UXA023)	○	MDAC 261/AEDC 52 BODY-TAIL. B1T11 (TAIL FIN. T3)	.000	1.000	3.749	1.875
(UXA025)	□	MDAC 261/AEDC 52 BODY-TAIL. B1T11 (TAIL FIN. T3)	2.000	1.000	3.749	1.875
(UXA026)	◇	MDAC 261/AEDC 52 BODY-TAIL. B1T11 (TAIL FIN. T3)	4.000	1.000	3.749	1.875
(UXA029)	△	MDAC 261/AEDC 52 BODY-TAIL. B1T11 (TAIL FIN. T3)	10.500	1.000	3.749	1.875
(UXA031)	◁	MDAC 261/AEDC 52 BODY-TAIL. B1T11 (TAIL FIN. T3)	14.000	1.000	3.749	1.875
(UXA034)	D	DATA NOT AVAILABLE	20.000	1.000	3.749	1.875

REFERENCE INFORMATION		
SREF	7.0280	SQ.IN.
LREF	3.7490	IN.
BREF	1.8750	IN.
XMRP	.4500	IN.
YMRP	.0000	IN.
ZMRP	.0000	IN.
SCALE	.0000	

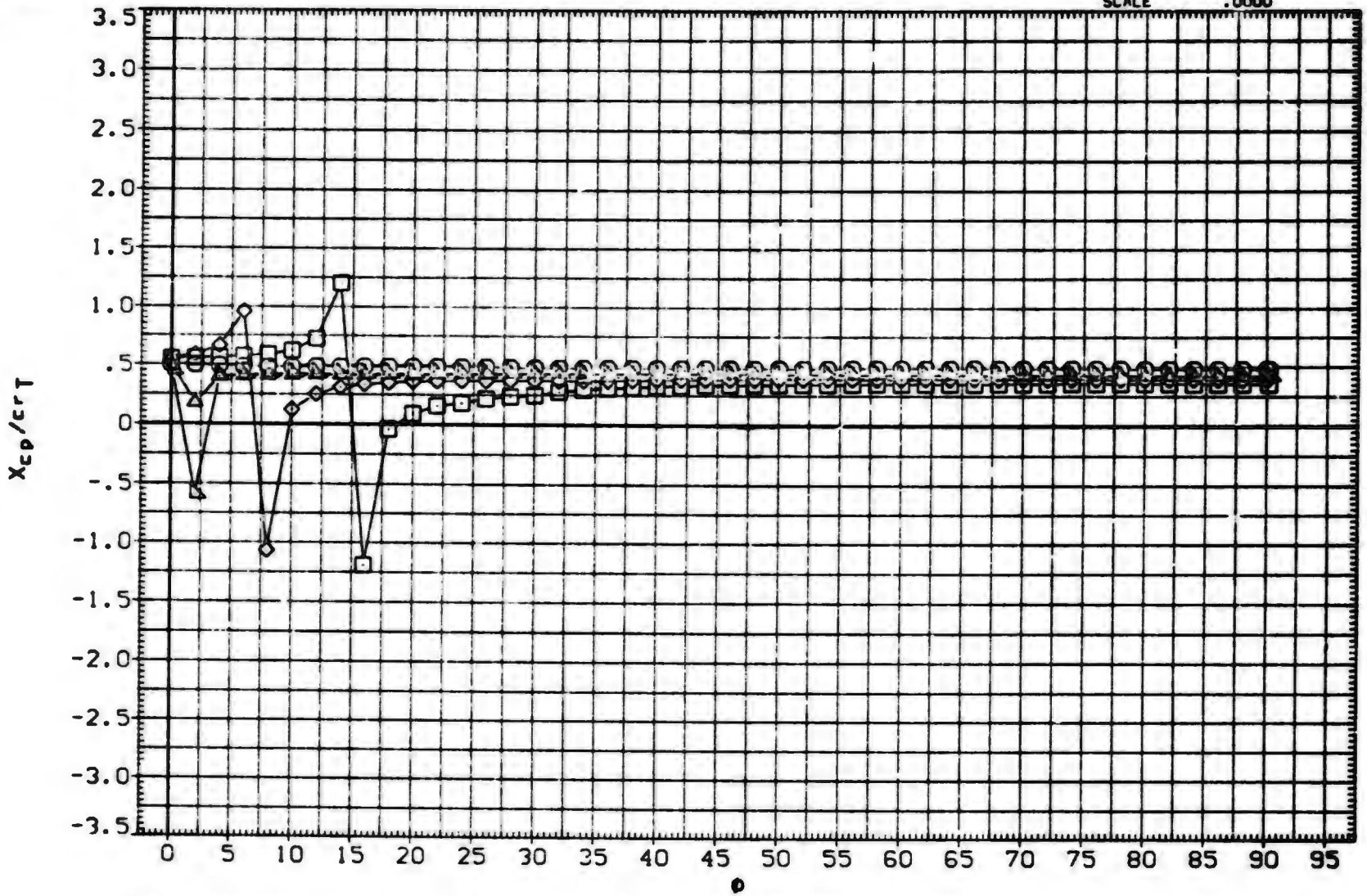

FIN AERODYNAMIC CHARACTERISTICS AS A FUNCTION OF ROLL ANGLE, B1T11 (FIN 3)

(F)MACH = 2.50

DATA SET	SYMBOL	CONFIGURATION DESCRIPTION	ALPHA	LAMBDA	RT.CRD	SEMSPN
(UXA023)	○	MDAC 261/AEDC 52 BODY-TAIL. B1T11 (TAIL FIN. T3)	.000	1.000	3.749	1.875
(UXA025)	□	MDAC 261/AEDC 52 BODY-TAIL. B1T11 (TAIL FIN. T3)	2.000	1.000	3.749	1.875
(UXA026)	◇	MDAC 261/AEDC 52 BODY-TAIL. B1T11 (TAIL FIN. T3)	4.000	1.000	3.749	1.875
(UXA029)	◁	MDAC 261/AEDC 52 BODY-TAIL. B1T11 (TAIL FIN. T3)	10.500	1.000	3.749	1.875
(UXA031)	▷	MDAC 261/AEDC 52 BODY-TAIL. B1T11 (TAIL FIN. T3)	14.000	1.000	3.749	1.375
(UXA034)	D	DATA NOT AVAILABLE	20.000	1.000	3.749	1.875

REFERENCE INFORMATION:		
SREF	7.0280	SQ.IN.
LREF	3.7490	IN.
BREF	1.8750	IN.
XMRP	.4500	IN.
YMRP	.0000	IN.
ZMRP	.0000	IN.
SCALE	.0000	

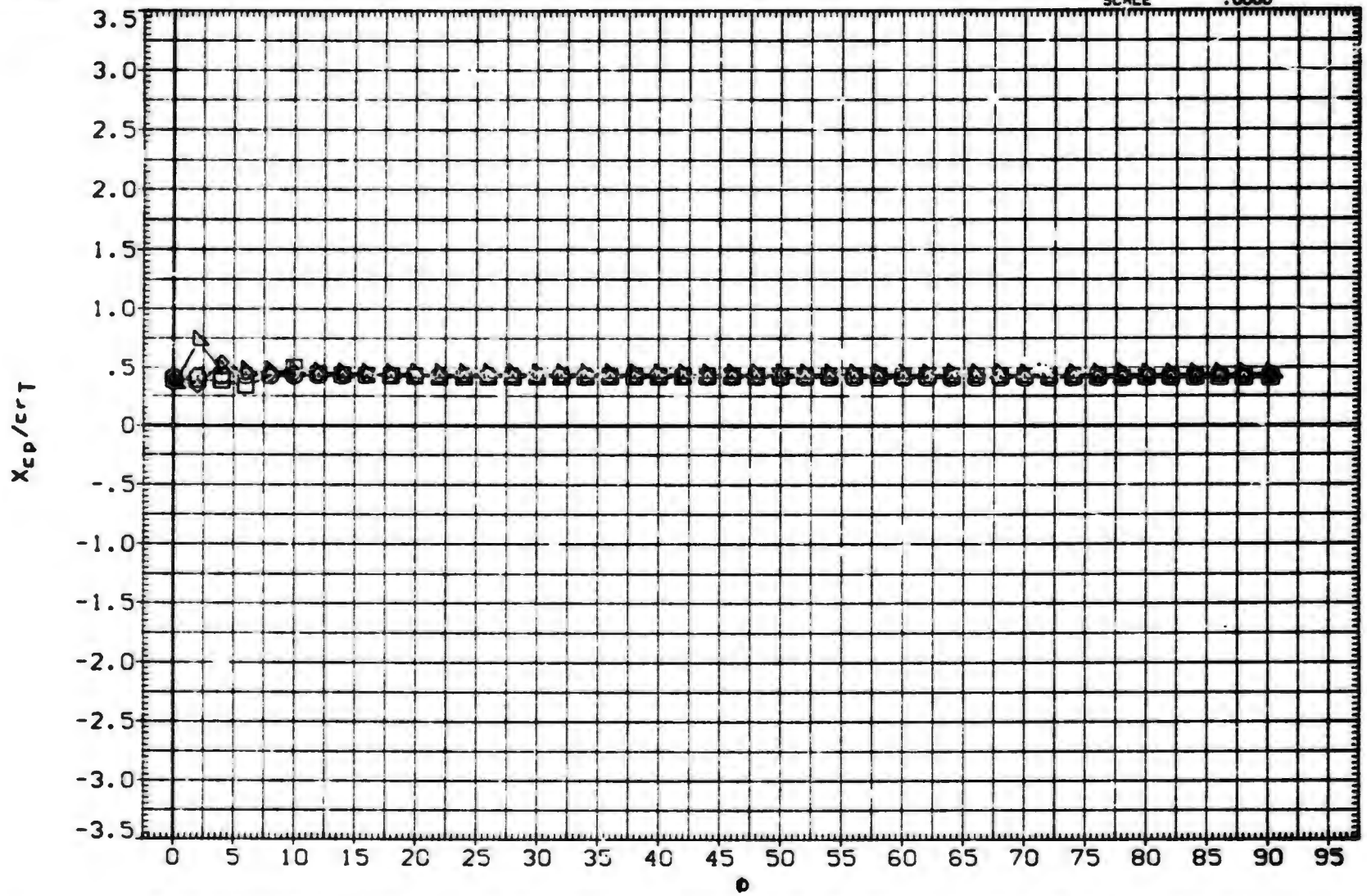

FIN AERODYNAMIC CHARACTERISTICS AS A FUNCTION OF ROLL ANGLE. B1T11 (FIN 3)

(G)MACH = 3.01

DATA SET	SYMBOL	CONFIGURATION DESCRIPTION	ALPHA	LAMBDA	RT.CRD	SEMSPN
(UXA023)	○	MDAC 261/AEDC 52 BODY-TAIL. B1T11 (TAIL FIN. T3)	.000	1.000	3.749	1.875
(UXA025)	□	MDAC 261/AEDC 52 BODY-TAIL. B1T11 (TAIL FIN. T3)	2.000	1.000	3.749	1.875
(UXA026)	◇	MDAC 261/AEDC 52 BODY-TAIL. B1T11 (TAIL FIN. T3)	4.000	1.000	3.749	1.875
(UXA029)	△	MDAC 261/AEDC 52 BODY-TAIL. B1T11 (TAIL FIN. T3)	10.500	1.000	3.749	1.875
(UXA031)	◭	DATA NOT AVAILABLE	14.000	1.000	3.749	1.875
(UXA034)	◮	DATA NOT AVAILABLE	20.000	1.000	3.749	1.875

REFERENCE INFORMATION		
SREF	7.0280	SQ.IN.
LREF	3.7490	IN.
BREF	1.8750	IN.
XMRP	.4500	IN.
YMRP	.0000	IN.
ZMRP	.0000	IN.
SCALE	.0000	

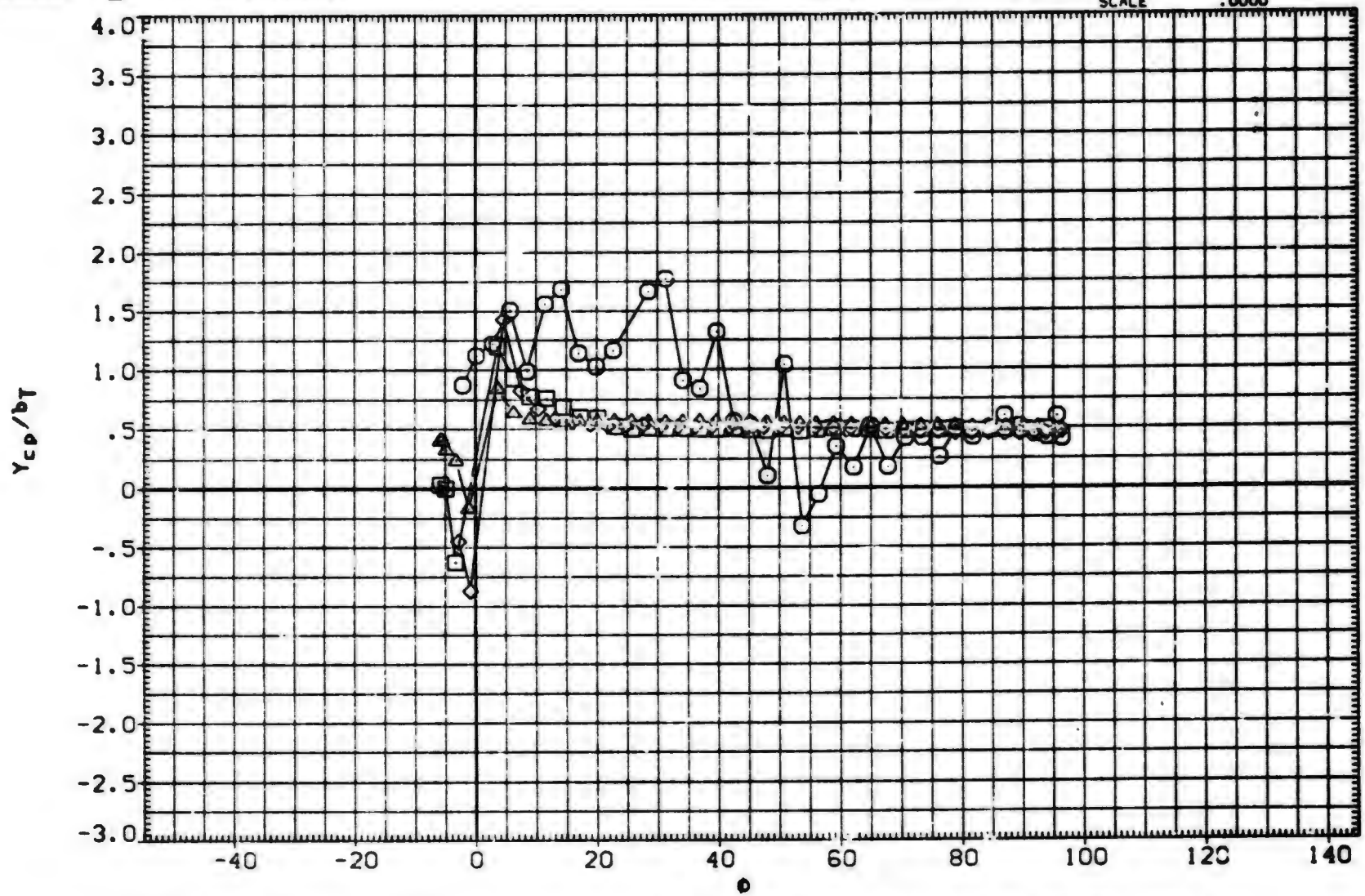

FIN AERODYNAMIC CHARACTERISTICS AS A FUNCTION OF ROLL ANGLE. B1T11 (FIN 3)

(A)MACH = .80

DATA SET	SYMBOL	CONFIGURATION DESCRIPTION	ALPHA	LAMBDA	RT.CRD	SEMSPN
(UXA023)	○	MDAC 261/AEDC 52 BODY-TAIL. BITI1 (TAIL FIN. T3)	.000	1.000	3.749	1.875
(UXA025)	□	MDAC 261/AEDC 52 BODY-TAIL. BITI1 (TAIL FIN. T3)	2.000	1.000	3.749	1.875
(UXA026)	◇	MDAC 261/AEDC 52 BODY-TAIL. BITI1 (TAIL FIN. T3)	4.000	1.000	3.749	1.875
(UXA029)	△	MDAC 261/AEDC 52 BODY-TAIL. BITI1 (TAIL FIN. T3)	10.500	1.000	3.749	1.875
(UXA031)	◁	MDAC 261/AEDC 52 BODY-TAIL. BITI1 (TAIL FIN. T3)	14.800	1.000	3.749	1.875
(UXA034)	▷	MDAC 261/AEDC 52 BODY-TAIL. BITI1 (TAIL FIN. T3)	20.000	1.000	3.749	1.875

REFERENCE INFORMATION

SREF	7.0280	SQ.IN.
LREF	3.7490	IN.
BREF	1.8750	IN.
XMRP	.4500	IN.
YMRP	.0000	IN.
ZMRP	.0000	IN.
SCALE	.0000	

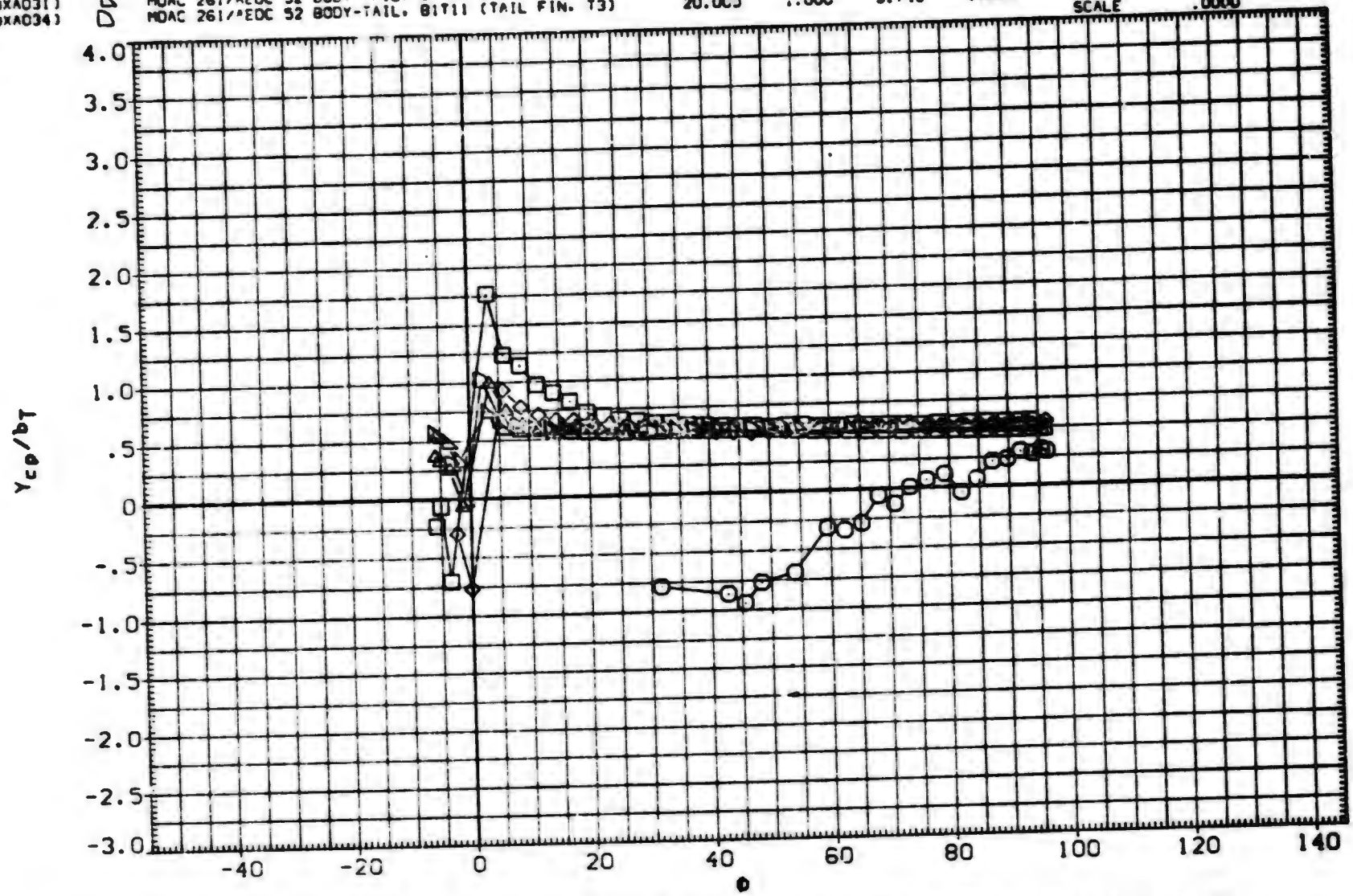

FIN AERODYNAMIC CHARACTERISTICS AS A FUNCTION OF ROLL ANGLE. BITI1 (FIN 3)

(B)MACH = 1.00

DATA SET	SYMBOL	CONFIGURATION DESCRIPTION	ALPHA	LAMBDA	RT.CRD	SEMSPN
(UXA023)	○	MDAC 261/AEDC 52 BODY-TAIL. B1T11 (TAIL FIN. T3)	.000	1.000	3.749	1.875
(UXA025)	□	MDAC 261/AEDC 52 BODY-TAIL. B1T11 (TAIL FIN. T3)	2.000	1.000	3.749	1.875
(UXA026)	◇	MDAC 261/AEDC 52 BODY-TAIL. B1T11 (TAIL FIN. T3)	4.000	1.000	3.749	1.875
(UXA029)	△	MDAC 261/AEDC 52 BODY-TAIL. B1T11 (TAIL FIN. T3)	10.500	1.000	3.749	1.875
(UXA031)	◁	MDAC 261/AEDC 52 BODY-TAIL. B1T11 (TAIL FIN. T3)	14.000	1.000	3.749	1.875
(UXA034)	▷	MDAC 261/AEDC 52 BODY-TAIL. B1T11 (TAIL FIN. T3)	20.000	1.000	3.749	1.875

REFERENCE INFORMATION

SREF	7.0280	SQ.IN.
LREF	3.7490	IN.
BREF	1.8750	IN.
XMRP	.4500	IN.
YMRP	.0000	IN.
ZMRP	.0000	IN.
SCALE	.0000	

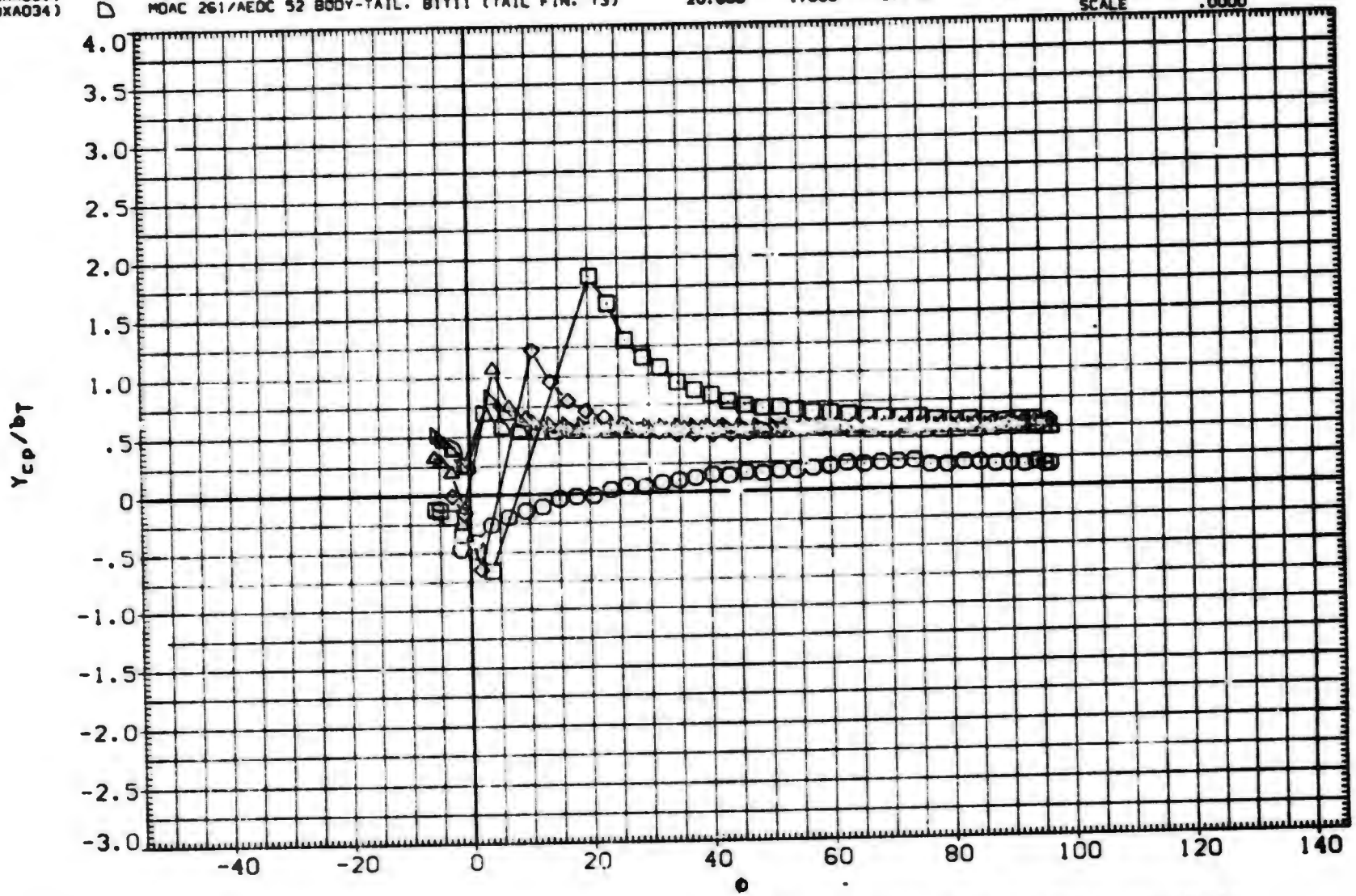

FIN AERODYNAMIC CHARACTERISTICS AS A FUNCTION OF ROLL ANGLE. B1T11 (FIN 3)

(C)MACH = 1.20

DATA SET	SYMBOL	CONFIGURATION DESCRIPTION	ALPHA	LAMBDA	RT.CRD	SEMSPN
(UXA023)	○	MDAC 261/AEDC 52 BODY-TAIL. BIT11 (TAIL FIN. T3)	.000	1.000	3.749	1.875
(UXA025)	□	MDAC 261/AEDC 52 BODY-TAIL. BIT11 (TAIL FIN. T3)	2.000	1.000	3.749	1.875
(UXA026)	◇	MDAC 261/AEDC 52 BODY-TAIL. BIT11 (TAIL FIN. T3)	4.000	1.000	3.749	1.875
(UXA029)	△	MDAC 261/AEDC 52 BODY-TAIL. BIT11 (TAIL FIN. T3)	10.500	1.000	3.749	1.875
(UXA031)	◁	MDAC 261/AEDC 52 BODY-TAIL. BIT11 (TAIL FIN. T3)	14.800	1.000	3.749	1.875
(UXA034)	▷	DATA NOT AVAILABLE	20.000	1.000	3.749	1.875

REFERENCE INFORMATION		
SREF	7.0280	80.IN.
LREF	3.7490	IN.
BREF	1.8750	IN.
XMRP	.4500	IN.
YMRP	.0000	IN.
ZMRP	.0000	IN.
SCALE	.0000	

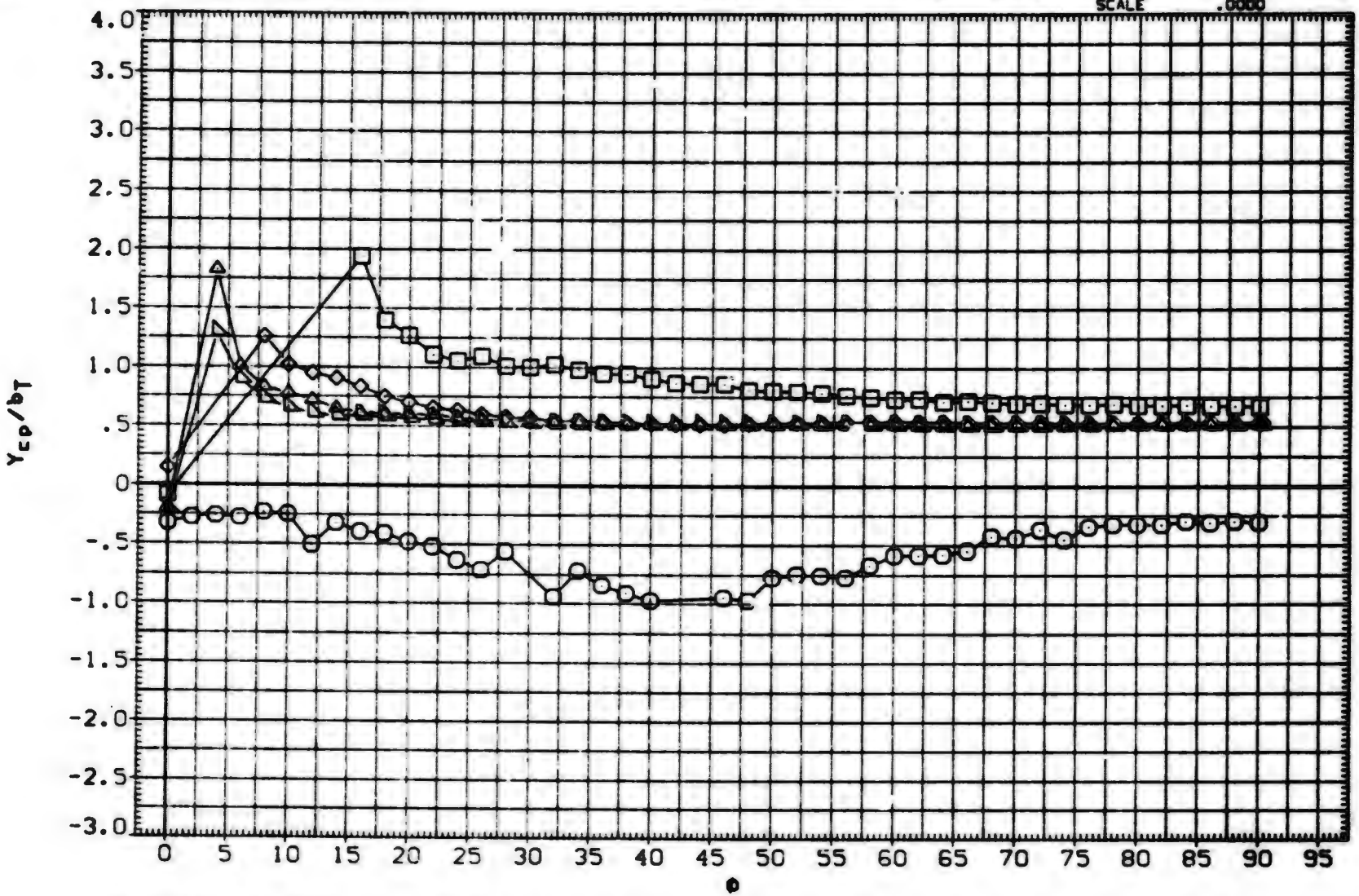

FIN AERODYNAMIC CHARACTERISTICS AS A FUNCTION OF ROLL ANGLE. BIT11 (FIN 3)

(D)MACH = 1.76

DATA SET	SYMBOL	CONFIGURATION DESCRIPTION	ALPHA	LAMBDA	RT.CRD	SEMSPN
(UXA023)	○	MDAC 261/AEDC 52 BODY-TAIL. BIT11 (TAIL FIN. T3)	.000	1.000	3.749	1.875
(UXA025)	□	MDAC 261/AEDC 52 BODY-TAIL. BIT11 (TAIL FIN. T3)	2.000	1.000	3.749	1.875
(UXA026)	◇	MDAC 261/AEDC 52 BODY-TAIL. BIT11 (TAIL FIN. T3)	4.000	1.000	3.749	1.875
(UXA029)	⋈	MDAC 261/AEDC 52 BODY-TAIL. BIT11 (TAIL FIN. T3)	10.500	1.000	3.749	1.875
(UXA031)	△	MDAC 261/AEDC 52 BODY-TAIL. BIT11 (TAIL FIN. T3)	14.800	1.000	3.749	1.875
(UXA034)	D	DATA NOT AVAILABLE	20.000	1.000	3.749	1.875

REFERENCE INFORMATION

SREF	7.0280	SQ.IN.
LREF	3.7490	IN.
BREF	1.8750	IN.
XMRP	.4500	IN.
YMRP	.0000	IN.
ZMRP	.0000	IN.
SCALE	.0000	

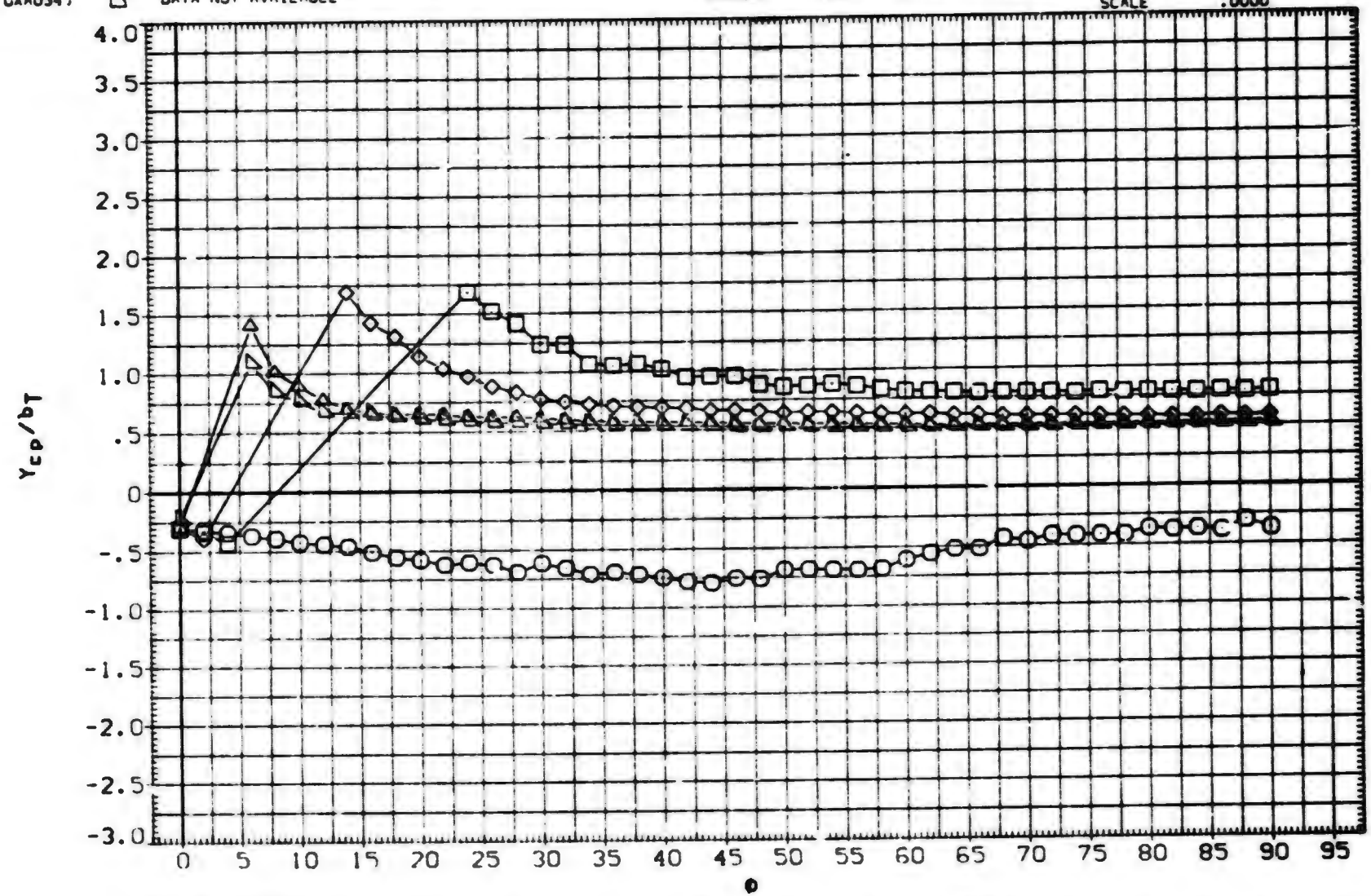

FIN AERODYNAMIC CHARACTERISTICS AS A FUNCTION OF ROLL ANGLE. BIT11 (FIN 3)

(E)MACH = 2.00

DATA SET	SYMBOL	CONFIGURATION DESCRIPTION
(UXAO23)	□	MDAC 261/AEDC 52 BODY-TAIL BITII (TAIL FIN. T3)
(UXAO25)	◇	MDAC 261/AEDC 52 BODY-TAIL. BITII (TAIL FIN. T3)
(UXAO26)	◇	MDAC 261/AEDC 52 BODY-TAIL. BITII (TAIL FIN. T3)
(UXAO29)	△	MDAC 261/AEDC 52 BODY-TAIL. BITII (TAIL FIN. T3)
(UXAO31)	△	MDAC 261/AEDC 52 BODY-TAIL. BITII (TAIL FIN. T3)
(UXAO34)	▽	DATA NOT AVAILABLE

ALPHA	LAMBDA	RT.CRD	SEMSPN
.000	1.000	3.749	1.875
2.000	1.000	3.749	1.875
4.000	1.000	3.749	1.875
10.500	1.000	3.749	1.875
14.800	1.000	3.749	1.875
20.000	1.000	3.749	1.875

REFERENCE INFORMATION		
SREF	7.0280	SQ. IN.
LREF	3.7490	IN.
BREF	1.8750	IN.
XMRP	.4500	IN.
YMRP	.0000	IN.
ZMRP	.0000	IN.
SCALE	.0000	

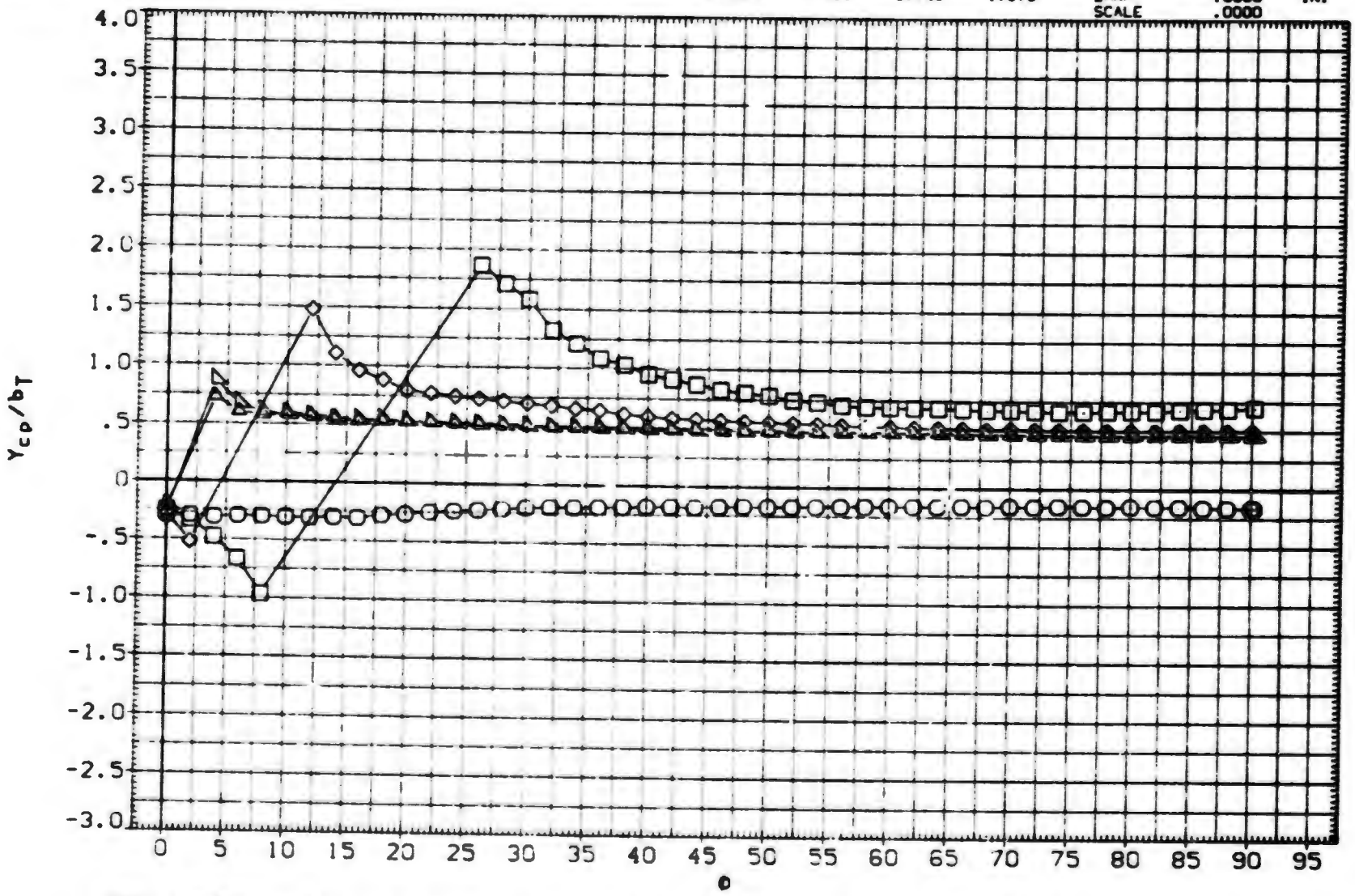

FIN AERODYNAMIC CHARACTERISTICS AS A FUNCTION OF ROLL ANGLE. BITII (FIN 3)

(F)MACH = 2.50

DATA SET	SYMBOL	CONFIGURATION DESCRIPTION	ALPHA	LAMBDA	RT.CRD	SEMSPN
(UXA023)	○	MDAC 261/AEDC 52 BODY-TAIL. BITII (TAIL FIN. T3)	.000	1.000	3.749	1.875
(UXA025)	□	MDAC 261/AEDC 52 BODY-TAIL. BITII (TAIL FIN. T3)	2.000	1.000	3.749	1.875
(UXA026)	◇	MDAC 261/AEDC 52 BODY-TAIL. BITII (TAIL FIN. T3)	4.000	1.000	3.749	1.875
(UXA029)	△	MDAC 261/AEDC 52 BODY-TAIL. BITII (TAIL FIN. T3)	10.500	1.000	3.749	1.875
(UXA031)	◁	MDAC 261/AEDC 52 BODY-TAIL. BITII (TAIL FIN. T3)	14.800	1.000	3.749	1.875
(UXA034)	▷	DATA NOT AVAILABLE	20.000	1.000	3.749	1.875

REFERENCE INFORMATION

SREF	7.0280	SQ.IN.
LREF	3.7490	IN.
BREF	1.8750	IN.
XMRP	.4500	IN.
YMRP	.0000	IN.
ZMRP	.0000	IN.
SCALE	.0000	

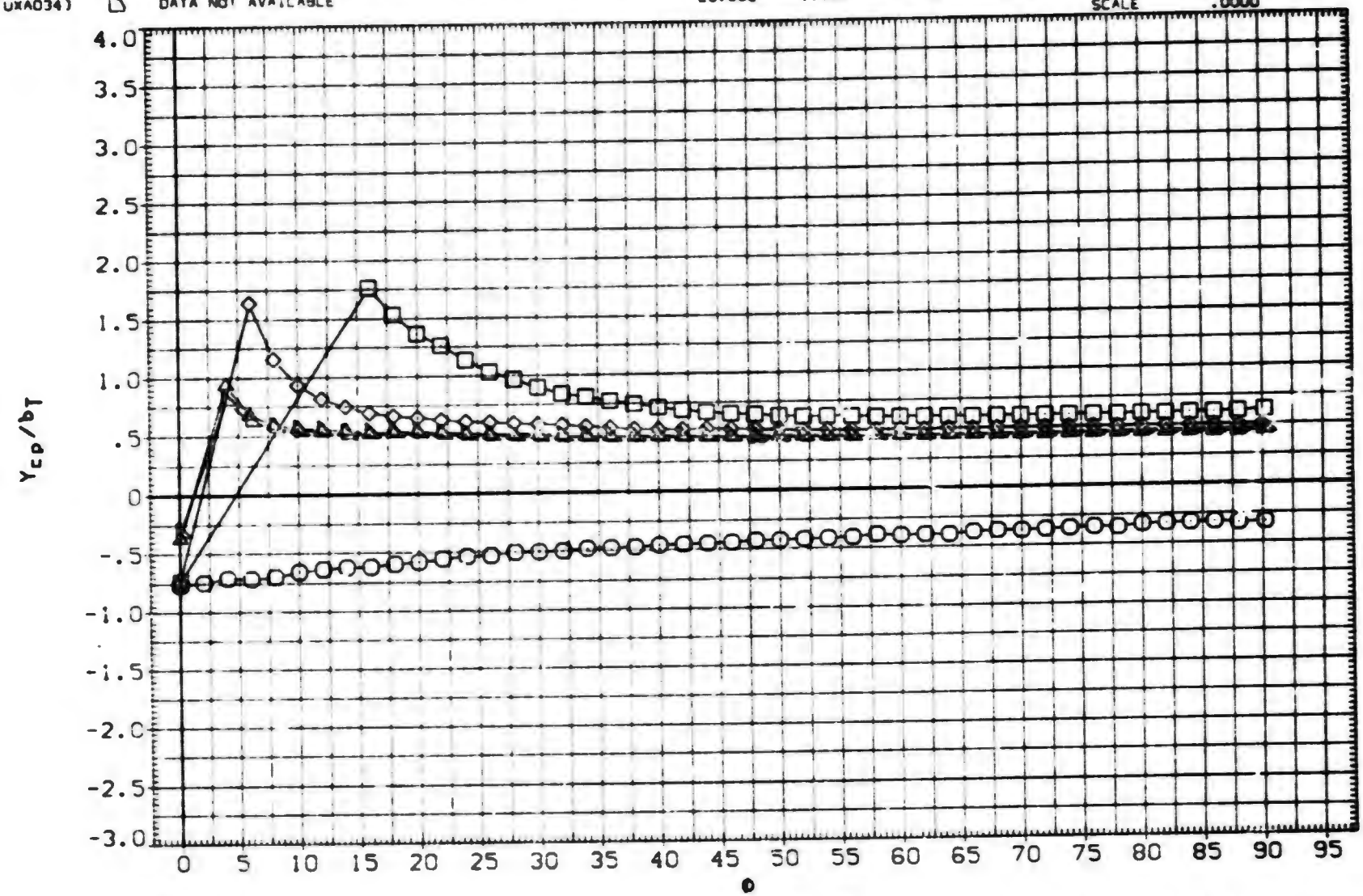

FIN AERODYNAMIC CHARACTERISTICS AS A FUNCTION OF ROLL ANGLE. BITII (FIN 3)

(G)MACH = 3.01

DATA SET	SYMBOL	CONFIGURATION DESCRIPTION	ALPHA	LAMBDA	RT.CRD	SEMSPN
(UXA309)	○	AEDC TF 368 BODY-TAIL. BIT11 (TAIL FIN T3)	25.000	1.000	3.749	1.875
(BXAAUH)	□	AEDC TF 368 BODY-TAIL. BIT11 (TAIL FIN T3)	30.000	1.000	3.749	1.875
(BXAAUI)	◇	AEDC TF 368 BODY-TAIL. BIT11 (TAIL FIN T3)	35.000	1.000	3.749	1.875
(BXAAUJ)	△	AEDC TF 368 BODY-TAIL. BIT11 (TAIL FIN T3)	40.000	1.000	3.749	1.875
(BXAAUK)	◺	AEDC TF 368 BODY-TAIL. BIT11 (TAIL FIN T3)	45.000	1.000	3.749	1.875

REFERENCE INFORMATION

SREF	7.0280	SQ.IN.
LREF	3.7490	IN.
BREF	1.8750	IN.
XMRP	.4500	IN.
YMRP	.0000	IN.
ZMRP	.0000	IN.
SCALE	.0000	

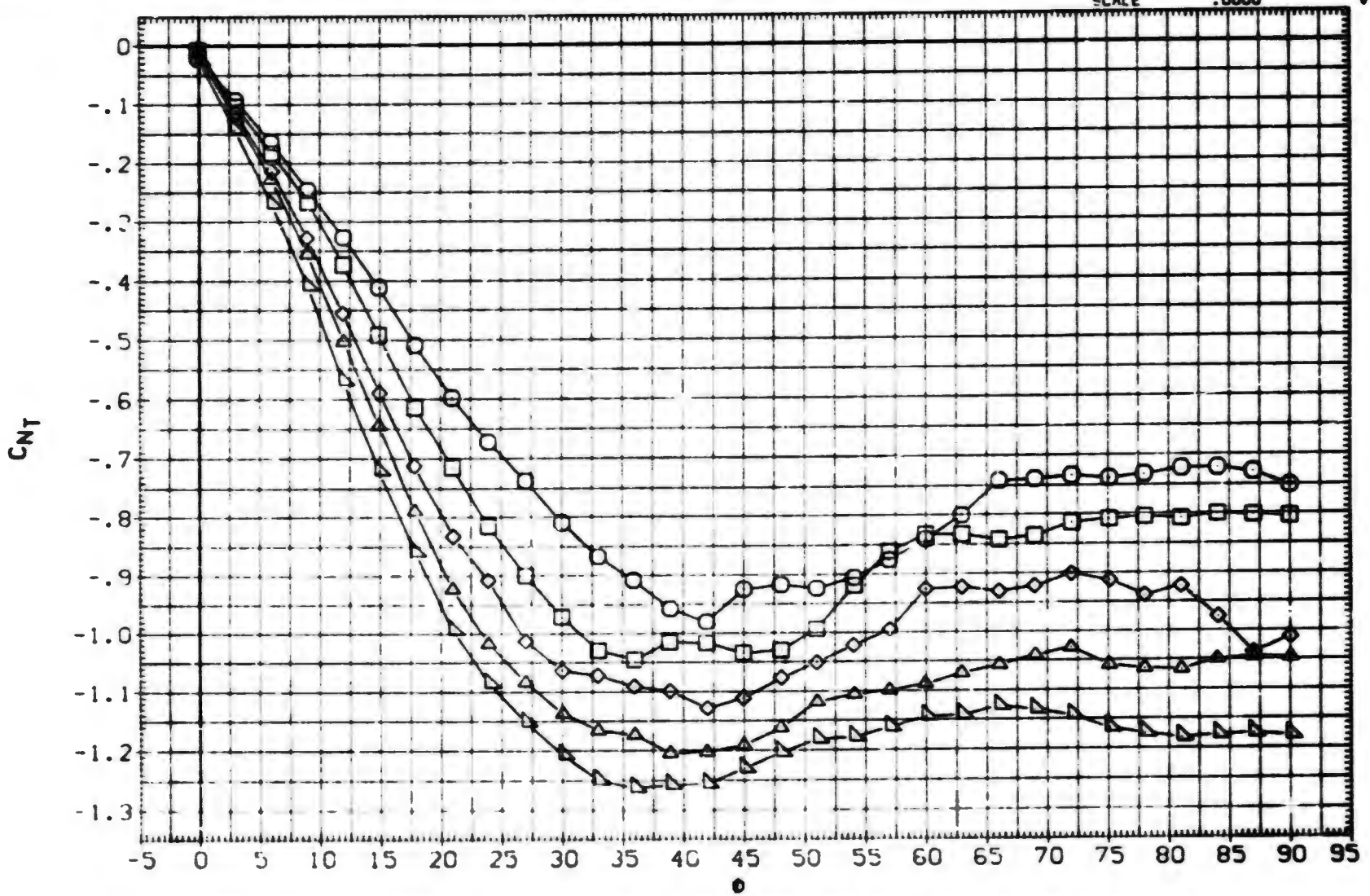

FIN AERODYNAMIC CHARACTERISTICS AS A FUNCTION OF ROLL ANGLE. BIT11 (FIN 3)

(A)MACH = .80

DATA SET	SYMBOL	CONFIGURATION DESCRIPTION	ALPHA	LAMBDA	RT.CRD	SEMSPN
(UXA309)	○	AEDC TF 368 BODY-TAIL. BITI1 (TAIL FIN T3)	25.000	1.000	3.749	1.875
(BXAAUH)	□	AEDC TF 368 BODY-TAIL. BITI1 (TAIL FIN T3)	30.000	1.000	3.749	1.875
(BXAAUI)	◇	AEDC TF 368 BODY-TAIL. BITI1 (TAIL FIN T3)	35.000	1.000	3.749	1.875
(BXAAUJ)	△	AEDC TF 368 BODY-TAIL. BITI1 (TAIL FIN T3)	40.000	1.000	3.749	1.875
(BXAAUK)	◺	AEDC TF 368 BODY-TAIL. BITI1 (TAIL FIN T3)	45.000	1.000	3.749	1.875

REFERENCE INFORMATION

SREF	7.0280	SQ.IN.
LREF	3.7490	IN.
BREF	1.8750	IN.
XMRP	.4500	IN.
YMRP	.0000	IN.
ZMRP	.0000	IN.
SCALE	.0000	

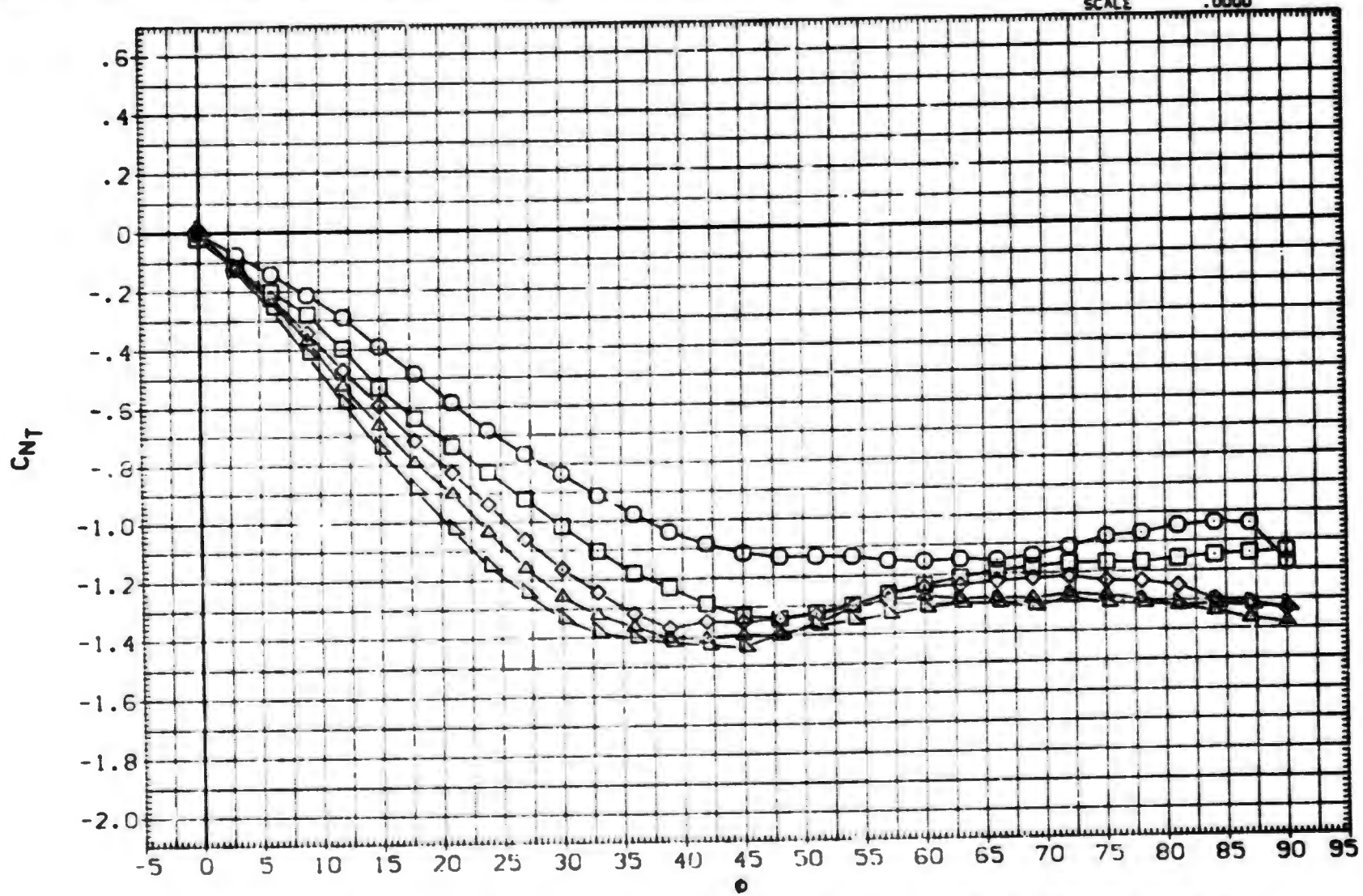

FIN AERODYNAMIC CHARACTERISTICS AS A FUNCTION OF ROLL ANGLE. BITI1 (FIN 3)

(B)MACH = 1.00

DATA SET	SYMBOL	CONFIGURATION DESCRIPTION	ALPHA	LAMBDA	RT.CRD	SEMSPN
(UXA309)	○	AEDC TF 368 BODY-TAIL. BIT11 (TAIL FIN T3)	25.000	1.000	3.749	1.875
(BXAAUH)	□	AEDC TF 368 BODY-TAIL. BIT11 (TAIL FIN T3)	30.000	1.000	3.749	1.875
(BXAAUI)	◇	AEDC TF 368 BODY-TAIL. BIT11 (TAIL FIN T3)	35.000	1.000	3.749	1.875
(BXAAUJ)	△	AEDC TF 368 BODY-TAIL. BIT11 (TAIL FIN T3)	40.000	1.000	3.749	1.875
(BXAAUK)	▷	AEDC TF 368 BODY-TAIL. BIT11 (TAIL FIN T3)	45.000	1.000	3.749	1.875

REFERENCE INFORMATION

SREF	7.0280	SQ. IN.
LREF	3.7490	IN.
BREF	1.8730	IN.
XMRP	.4500	IN.
YMRP	.0000	IN.
ZMRP	.0000	IN.
SCALE	.0000	

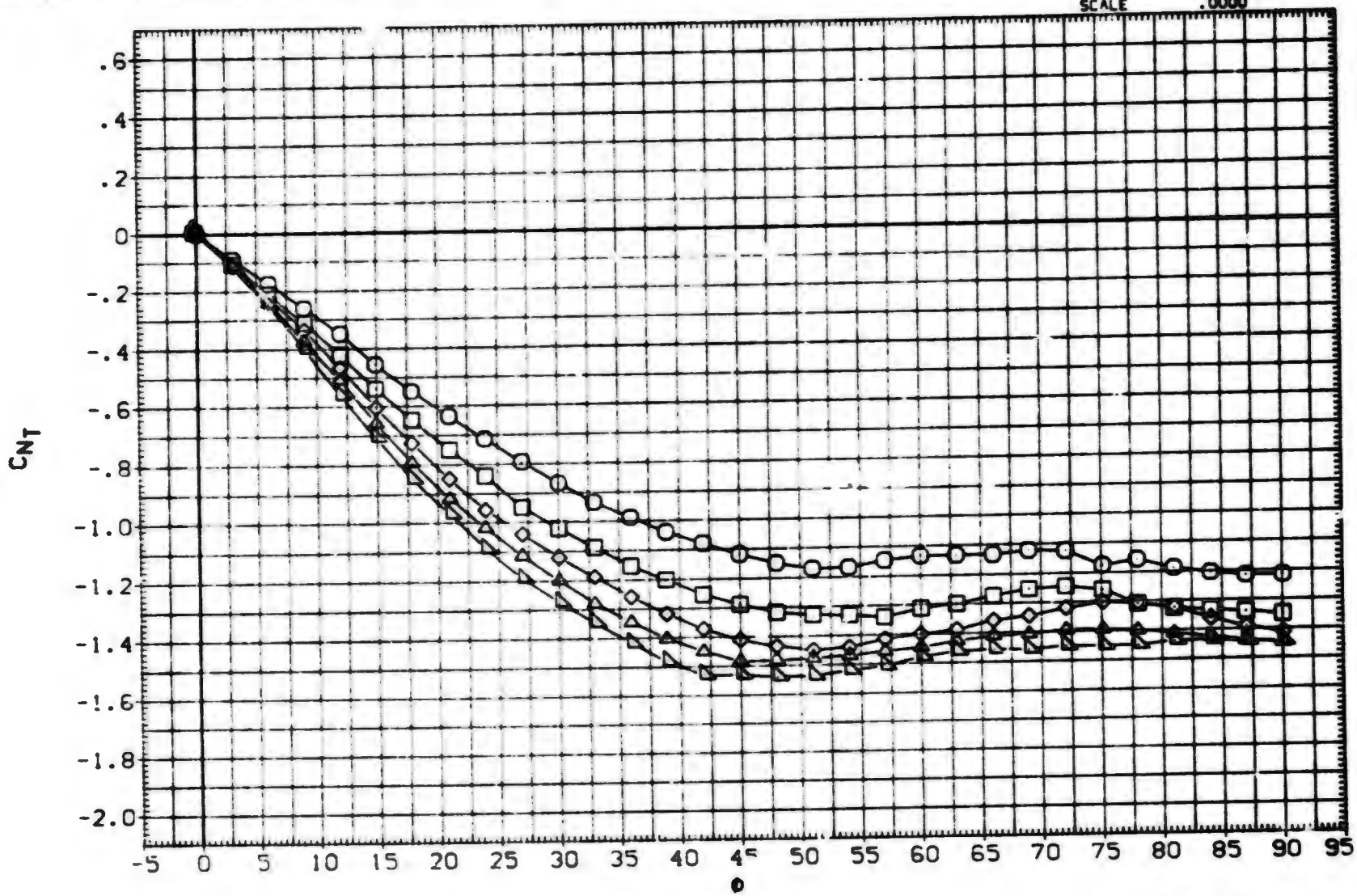

FIN AERODYNAMIC CHARACTERISTICS AS A FUNCTION OF ROLL ANGLE. BIT11 (FIN 3)

(C)MACH = 1.20

DATA SET	SYMBOL	CONFIGURATION DESCRIPTION
(UXA309)		DATA NOT AVAILABLE
(BXAAUH)		AEDC TF 368 BODY-TAIL. BIT11 (TAIL FIN T3)
(BXAAUI)		AEDC TF 368 BODY-TAIL. BIT11 (TAIL FIN T3)
(BXAAUJ)		AEDC TF 368 BODY-TAIL. BIT11 (TAIL FIN T3)
(BXAAUK)		AEDC TF 368 BODY-TAIL. BIT11 (TAIL FIN T3)

ALPHA	LAMBDA	RT.CRD	SEMSPN
25.000	1.000	3.749	1.875
30.000	1.000	3.749	1.875
35.000	1.000	3.749	1.875
40.000	1.000	3.749	1.875
45.000	1.000	3.749	1.875

REFERENCE INFORMATION

SREF	7.0280	SQ. IN.
LREF	3.7490	IN.
BREF	1.8750	IN.
XMRP	.4500	IN.
YMRP	.0000	IN.
ZMRP	.0000	IN.
SCALE	.0000	

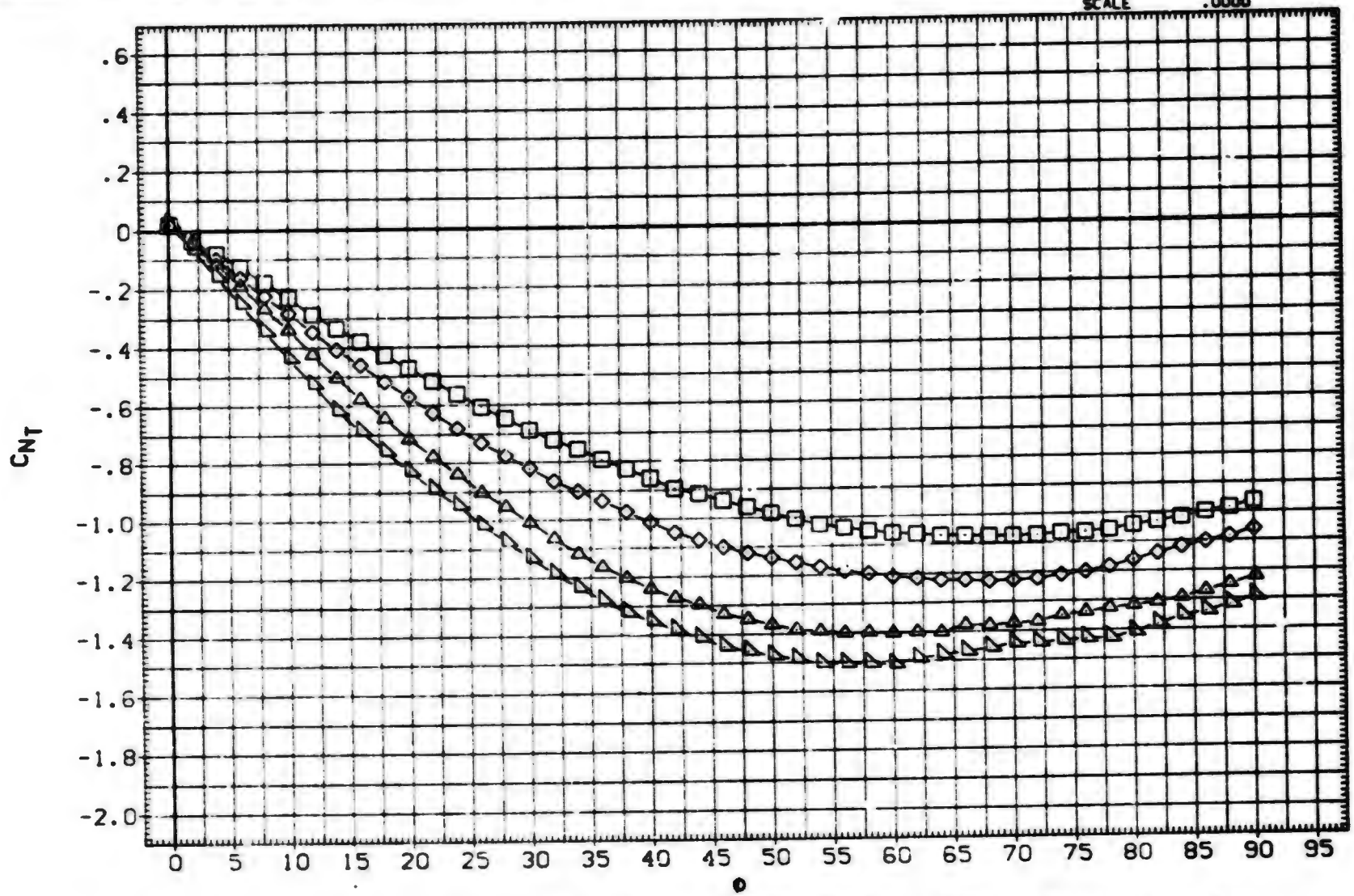

FIN AERODYNAMIC CHARACTERISTICS AS A FUNCTION OF ROLL ANGLE. BIT11 (FIN 3)

(D)MACH = 2.00

DATA SET	SYMBOL	CONFIGURATION DESCRIPTION
(UXA309)	○	DATA NOT AVAILABLE
(BXAAUH)	□	AEDC TF 368 BODY-TAIL. BITII (TAIL FIN T3)
(BXAAUI)	◇	AEDC TF 368 BODY-TAIL. BITII (TAIL FIN T3)
(BXAAUJ)	△	AEDC TF 368 BODY-TAIL. BITII (TAIL FIN T3)
(BXAAUK)	▷	AEDC TF 368 BODY-TAIL. BITII (TAIL FIN T3)

ALPHA	LAMBDA	RT.CRD	SEMSPN
25.000	1.000	3.749	1.875
30.000	1.000	3.749	1.875
35.000	1.000	3.749	1.875
40.000	1.000	3.749	1.875
45.000	1.000	3.749	1.875

REFERENCE INFORMATION		
SREF	7.0280	SQ.IN.
LREF	3.7490	IN.
BREF	1.8750	IN.
XMRP	.4500	IN.
YMRP	.0000	IN.
ZMRP	.0000	IN.
SCALE	.0000	

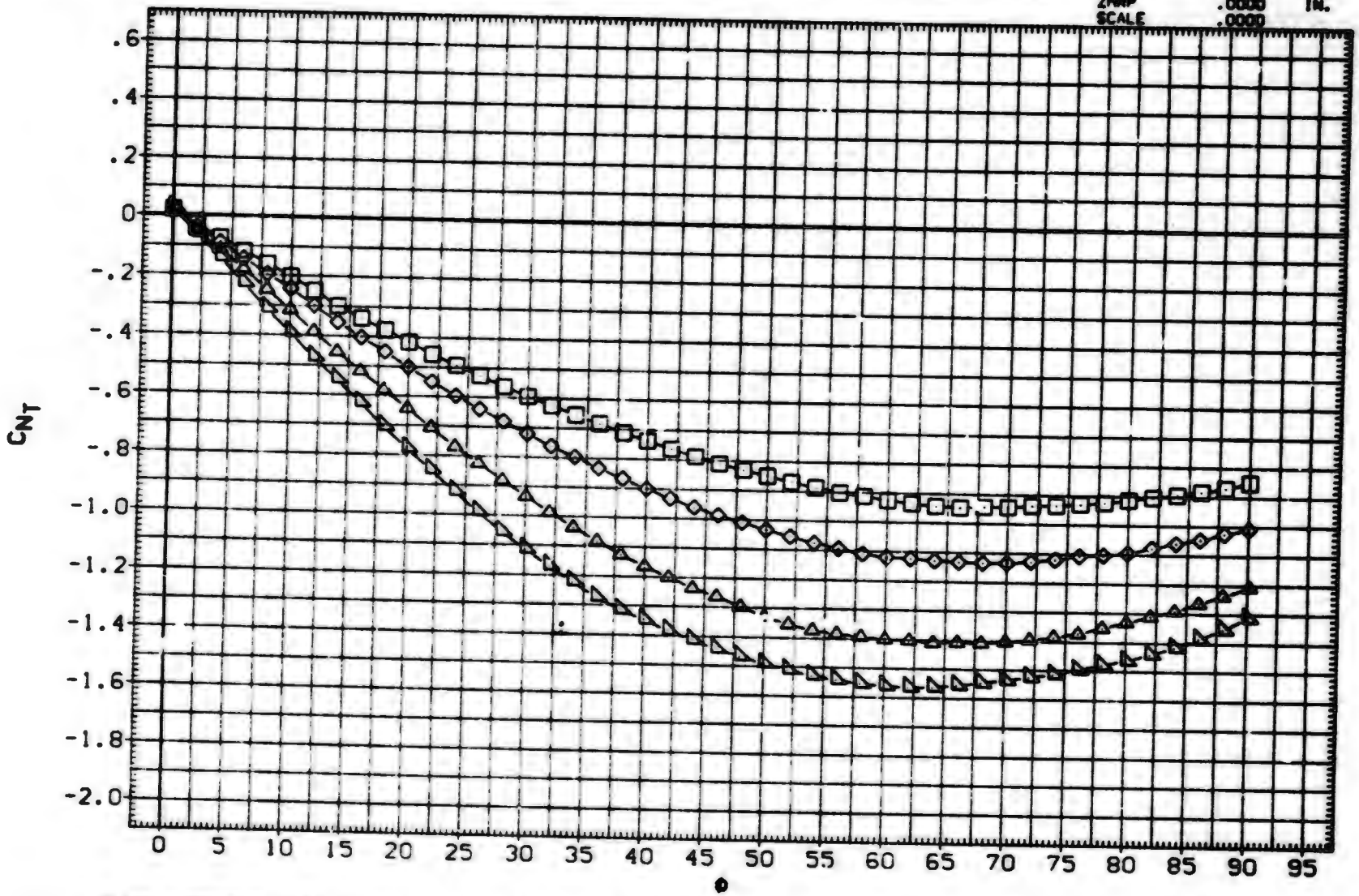

FIN AERODYNAMIC CHARACTERISTICS AS A FUNCTION OF ROLL ANGLE. BITII (FIN 3)

(E)MACH = 2.50

DATA SET	SYMBOL	CONFIGURATION DESCRIPTION
(UXA309)	○	DATA NOT AVAILABLE
(BXAAUH)	□	AEDC TF 368 BODY-TAIL. BITII (TAIL FIN T3)
(BXAAUI)	◇	AEDC TF 368 BODY-TAIL. BITII (TAIL FIN T3)
(BXAAUJ)	△	AEDC TF 368 BODY-TAIL. BITII (TAIL FIN T3)
(BXAAUK)	▷	AEDC TF 368 BODY-TAIL. BITII (TAIL FIN T3)

ALPHA	LAMBDA	RT.CRD	SEMSPN
25.000	1.000	3.749	1.875
30.000	1.000	3.749	1.875
35.000	1.000	3.749	1.875
40.000	1.000	3.749	1.875
45.000	1.000	3.749	1.875

REFERENCE INFORMATION		
SREF	7.0280	SQ. IN.
LREF	3.7490	IN.
BREF	1.8750	IN.
XMRP	.4500	IN.
YMRP	.0000	IN.
ZMRP	.0000	IN.
SCALE	.0000	

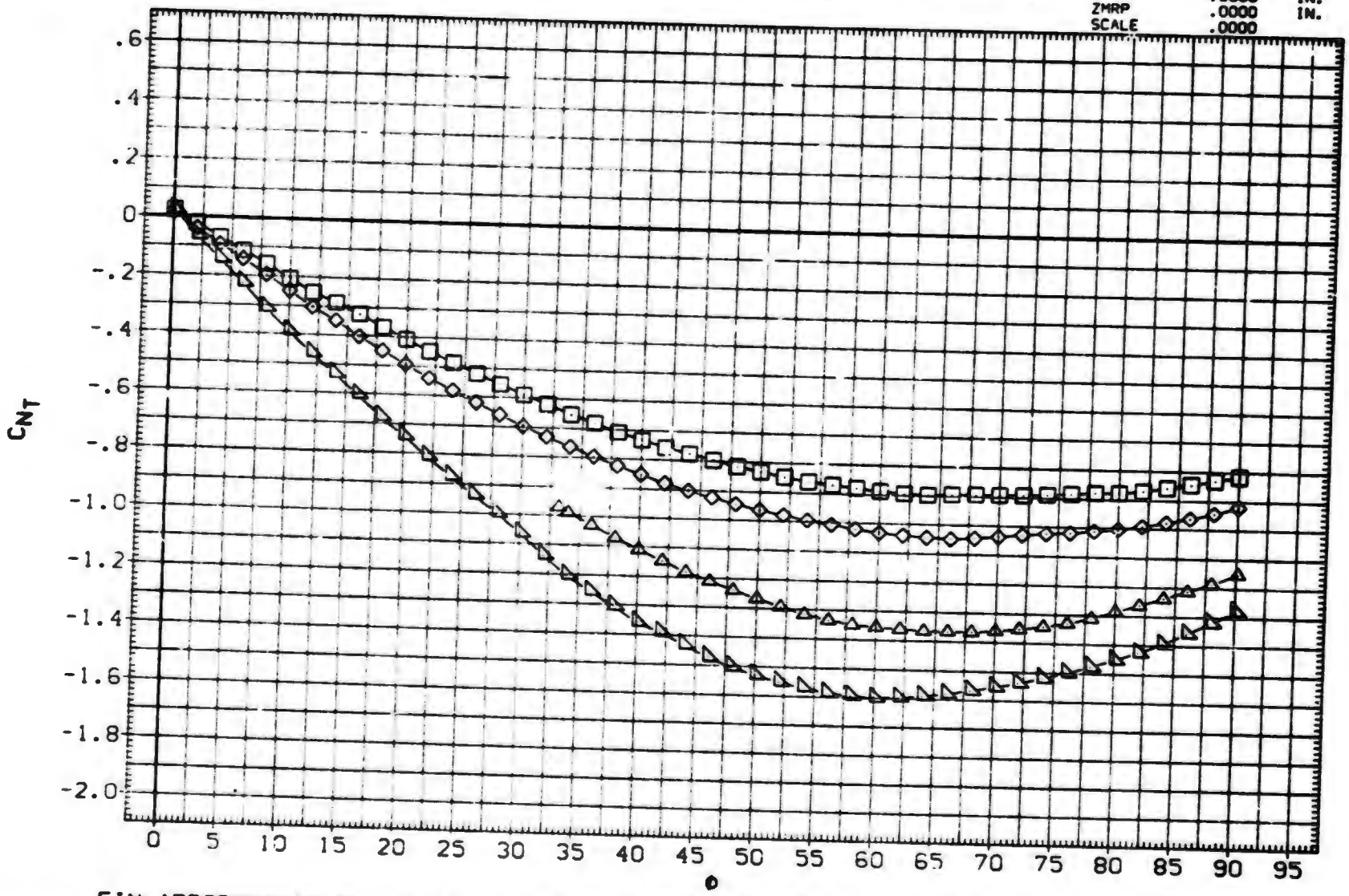

FIN AERODYNAMIC CHARACTERISTICS AS A FUNCTION OF ROLL ANGLE. BITII (FIN 3)

(F)MACH = 3.01

DATA SET	SYMBOL	CONFIGURATION DESCRIPTION	ALPHA	LAMBDA	RT.CRD	SEMSPN
(UXA309)	○	AEDC TF 368 BODY-TAIL. B1T11 (TAIL FIN T3)	25.000	1.000	3.749	1.875
(BXAAUH)	□	AEDC TF 368 BODY-TAIL. B1T11 (TAIL FIN T3)	30.000	1.000	3.749	1.875
(BXAAUI)	◇	AEDC TF 368 BODY-TAIL. B1T11 (TAIL FIN T3)	35.000	1.000	3.749	1.875
(BXAAUJ)	△	AEDC TF 368 BODY-TAIL. B1T11 (TAIL FIN T3)	40.000	1.000	3.749	1.875
(BXAAUK)	▷	AEDC TF 368 BODY-TAIL. B1T11 (TAIL FIN T3)	45.000	1.000	3.749	1.875

REFERENCE INFORMATION		
SREF	7.0280	SQ.IN.
LREF	3.7490	IN.
BREF	1.8750	IN.
XMRP	.4500	IN.
YMRP	.0000	IN.
ZMRP	.0000	IN.
SCALE	.0000	

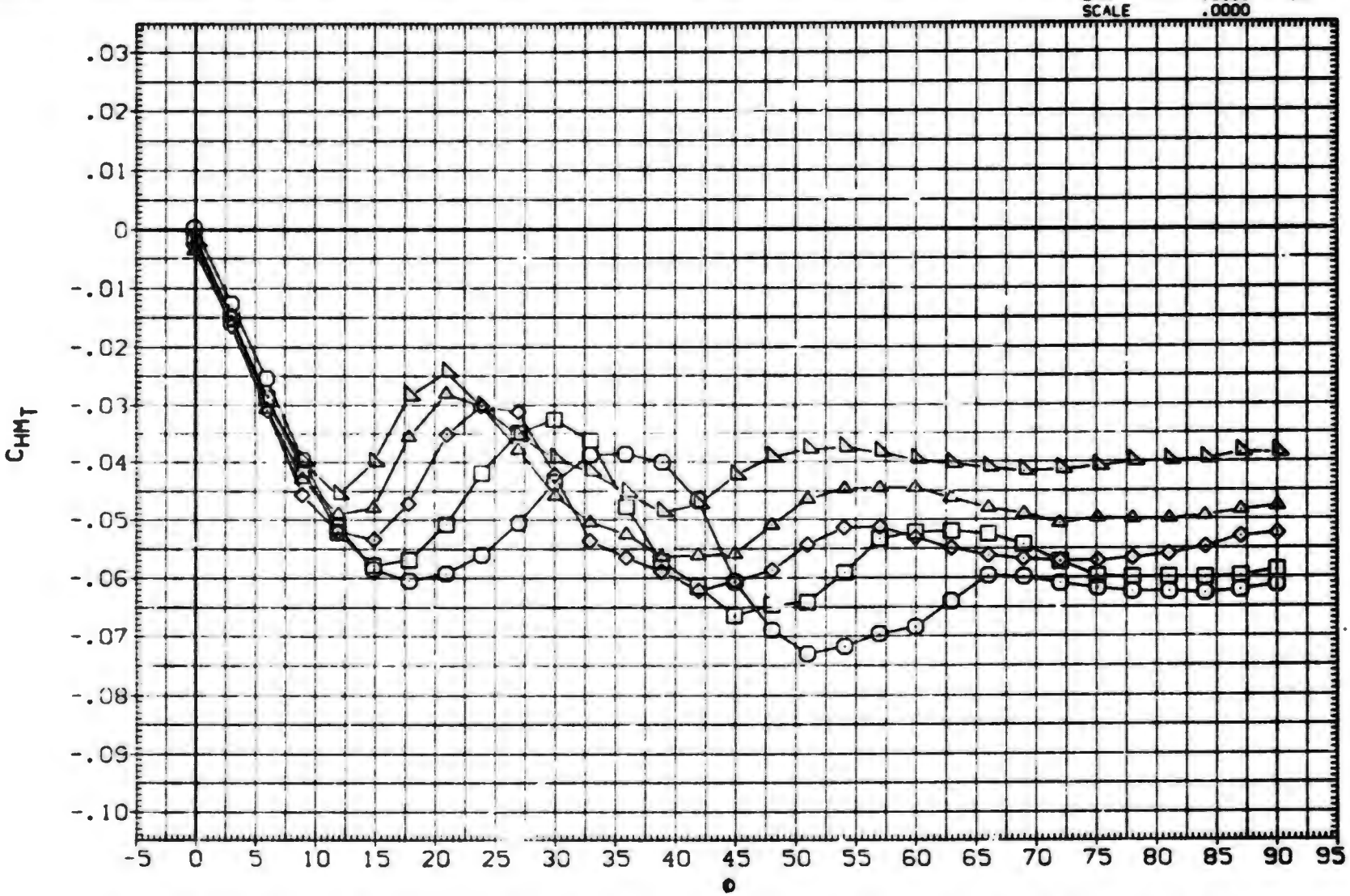

FIN AERODYNAMIC CHARACTERISTICS AS A FUNCTION OF ROLL ANGLE. B1T11 (FIN 3)

(A)MACH = .80

DATA SET	SYMBOL	CONFIGURATION DESCRIPTION	ALPHA	LAMBDA	RT.CRD	SEMSPN
(UXA303)	○	AEDC TF 368 BODY-TAIL. B1T11 (TAIL FIN T3)	25.000	1.000	3.749	1.875
(BXAAUH)	□	AEDC TF 368 BODY-TAIL. B1T11 (TAIL FIN T3)	30.000	1.000	3.749	1.875
(BXAAUI)	◇	AEDC TF 368 BODY-TAIL. B1T11 (TAIL FIN T3)	35.000	1.000	3.749	1.875
(BXAAUJ)	△	AEDC TF 368 BODY-TAIL. B1T11 (TAIL FIN T3)	40.000	1.000	3.749	1.875
(BXAAUK)	◺	AEDC TF 368 BODY-TAIL. B1T11 (TAIL FIN T3)	45.000	1.000	3.749	1.875

REFERENCE INFORMATION

SREF	7.0280	SQ.IN.
LREF	3.7490	IN.
BREF	1.8750	IN.
XMRP	.4500	IN.
YMRP	.0000	IN.
ZMRP	.0000	IN.
SCALE	.0000	

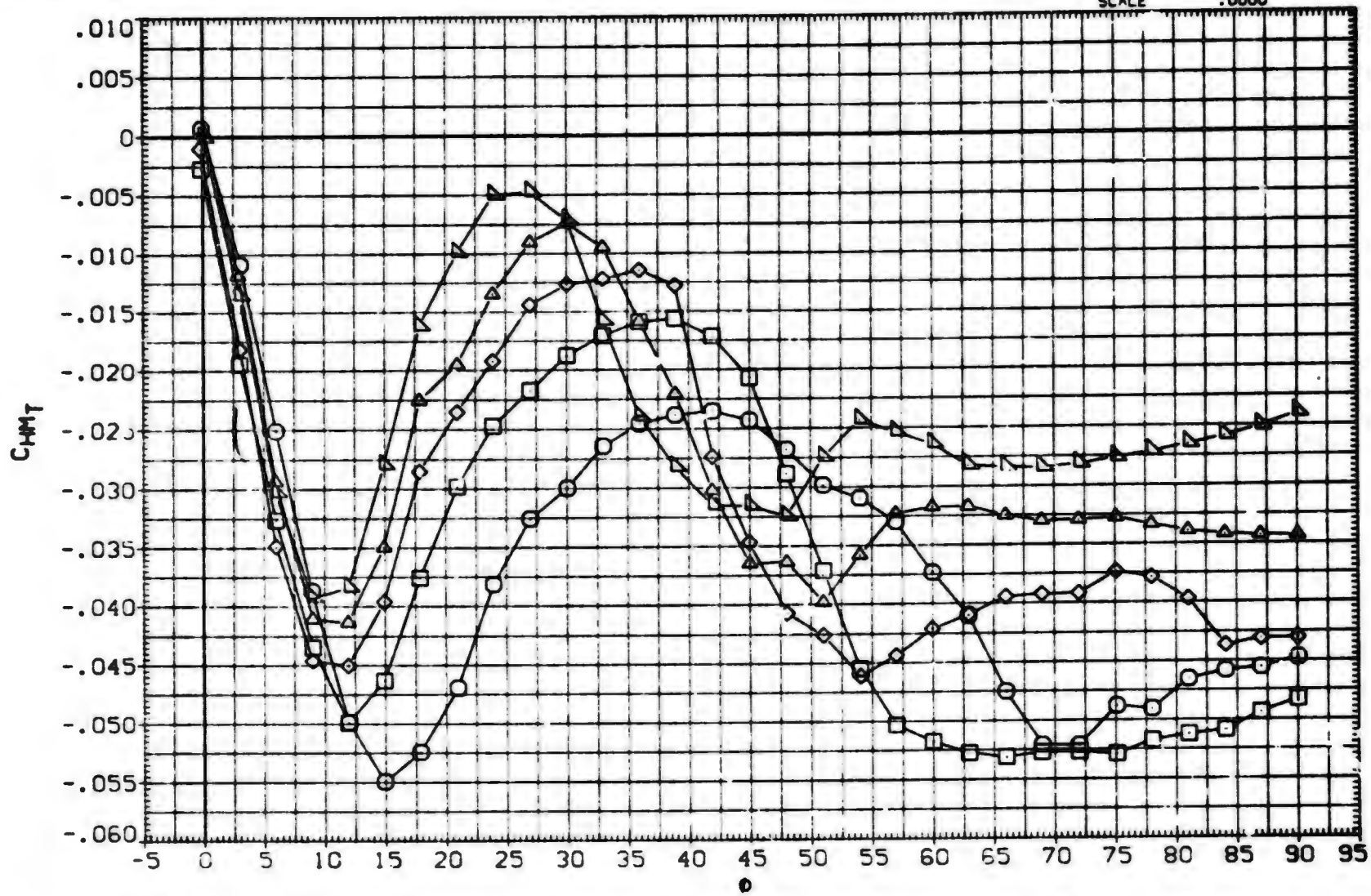

FIN AERODYNAMIC CHARACTERISTICS AS A FUNCTION OF ROLL ANGLE. B.T11 (FIN 3)

(B)MACH = 1.00

DATA SET	SYMBOL	CONFIGURATION DESCRIPTION	ALPHA	LAMBDA	RT.CRD	SEMSPN
(UXA309)	○	AEDC TF 368 BODY-TAIL. BIT11 (TAIL FIN T3)	25.000	1.000	3.749	1.875
(BXAAUH)	□	AEDC TF 368 BODY-TAIL. BIT11 (TAIL FIN T3)	30.000	1.000	3.749	1.875
(BXAAUI)	◇	AEDC TF 368 BODY-TAIL. BIT11 (TAIL FIN T3)	35.000	1.000	3.749	1.875
(BXAAUJ)	△	AEDC TF 368 BODY-TAIL. BIT11 (TAIL FIN T3)	40.000	1.000	3.749	1.875
(BXAAUK)	◺	AEDC TF 368 BODY-TAIL. BIT11 (TAIL FIN T3)	45.000	1.000	3.749	1.875

REFERENCE INFORMATION

SREF	7.0280	90. IN.
LREF	3.7490	IN.
BREF	1.8750	IN.
XMRP	.4500	IN.
YMRP	.0000	IN.
ZMRP	.0000	IN.
SCALE	.0000	

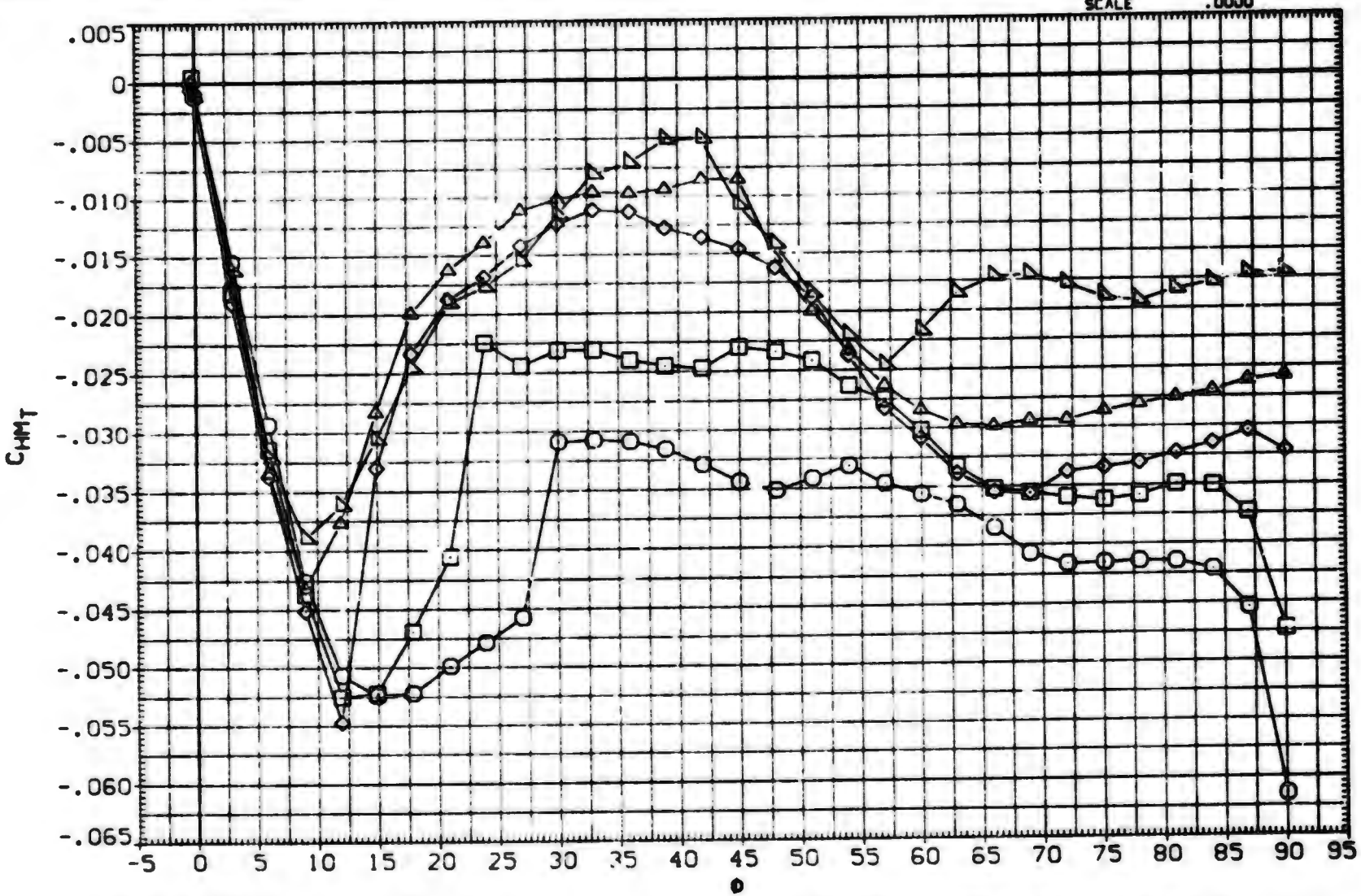

FIN AERODYNAMIC CHARACTERISTICS AS A FUNCTION OF ROLL ANGLE. BIT11 (FIN 3)

(C)MACH = 1.20

DATA SET	SYMBOL	CONFIGURATION DESCRIPTION	ALPHA	LAMBDA	RT.CRD	SEMSPN
(UXA309)	○	DATA NOT AVAILABLE	25.000	1.000	3.749	1.875
(BXAAUH)	□	AEDC TF 368 BODY-TAIL. B1T11 (TAIL FIN T3)	30.000	1.000	3.749	1.875
(BXAAUI)	◇	AEDC TF 368 BODY-TAIL. B1T11 (TAIL FIN T3)	35.000	1.000	3.749	1.875
(BXAAUJ)	△	AEDC TF 368 BODY-TAIL. B1T11 (TAIL FIN T3)	40.000	1.000	3.749	1.875
(BXAAUK)	◺	AEDC TF 368 BODY-TAIL. B1T11 (TAIL FIN T3)	45.000	1.000	3.749	1.875

REFERENCE INFORMATION		
SREF	7.0280	SQ.IN.
LREF	3.749[illegible]	IN.
BREF	1.8[illegible]	IN.
XMRP	.4500	IN.
YMRP	.0000	IN.
ZMRP	.0000	IN.
SCALE	.0000	

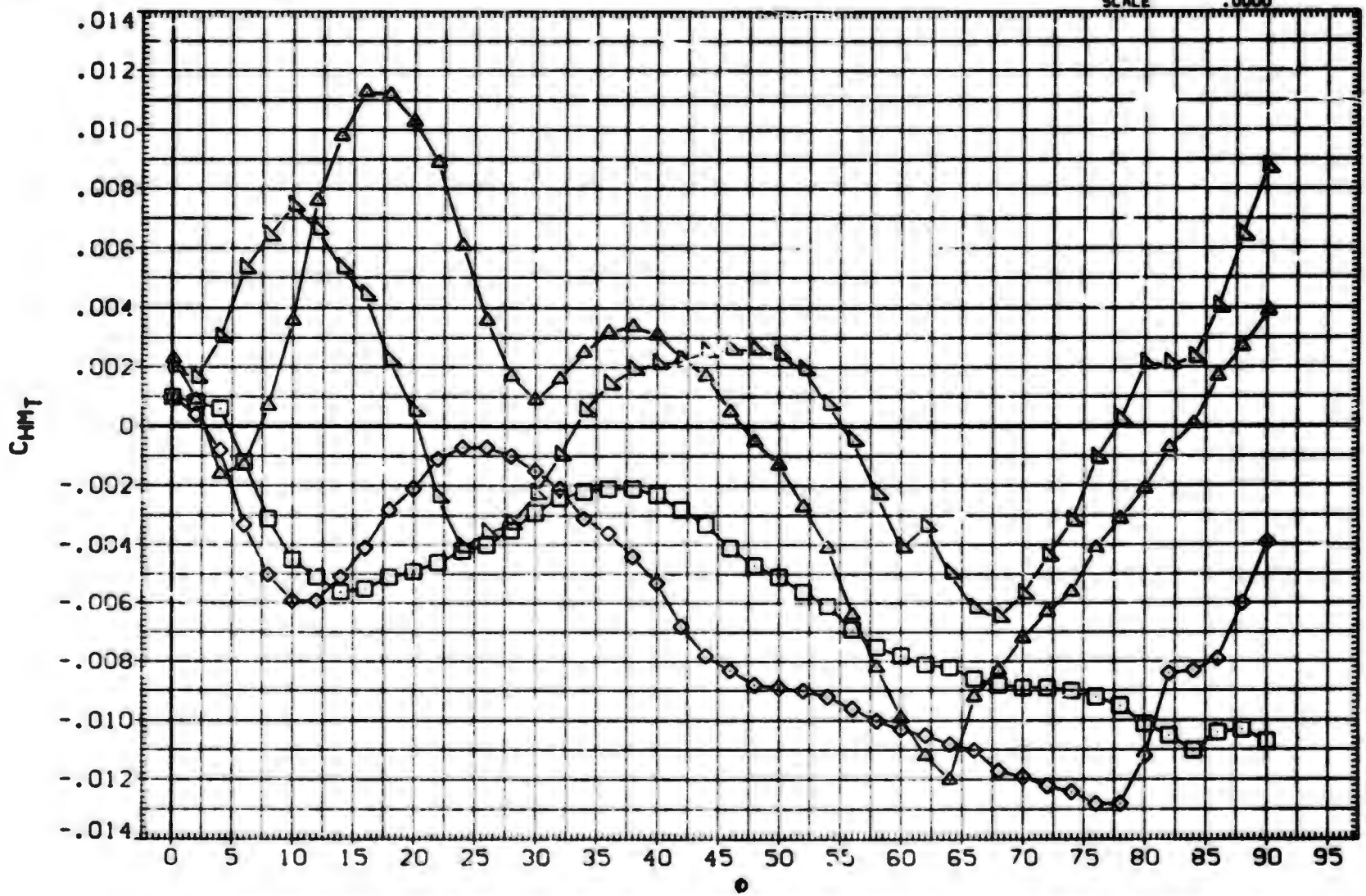

FIN AERODYNAMIC CHARACTERISTICS AS A FUNCTION OF ROLL ANGLE. B1T11 (FIN 3)

(D)MACH = 2.00

DATA SET	SYMBOL	CONFIGURATION DESCRIPTION
(UXA309)	○	DATA NOT AVAILABLE
(BXAAUH)	□	AEDC TF 368 BODY-TAIL. BIT11 (TAIL FIN T3)
(BXAAUI)	◇	AEDC TF 368 BODY-TAIL. BIT11 (TAIL FIN T3)
(BXAAUJ)	△	AEDC TF 368 BODY-TAIL. BIT11 (TAIL FIN T3)
(BXAAUK)	◺	AEDC TF 368 BODY-TAIL. BIT11 (TAIL FIN T3)

ALPHA	LAMBDA	RT.CRD	SEMSPN
25.000	1.000	3.749	1.875
30.000	1.000	3.749	1.875
35.000	1.000	3.749	1.875
40.000	1.000	3.749	1.875
45.000	1.000	3.749	1.875

REFERENCE INFORMATION		
SREF	7.0280	SQ. IN.
LREF	3.7490	IN.
BREF	1.8750	IN.
XMRP	.4500	IN.
YMRP	.0000	IN.
ZMRP	.0000	IN.
SCALE	.0000	

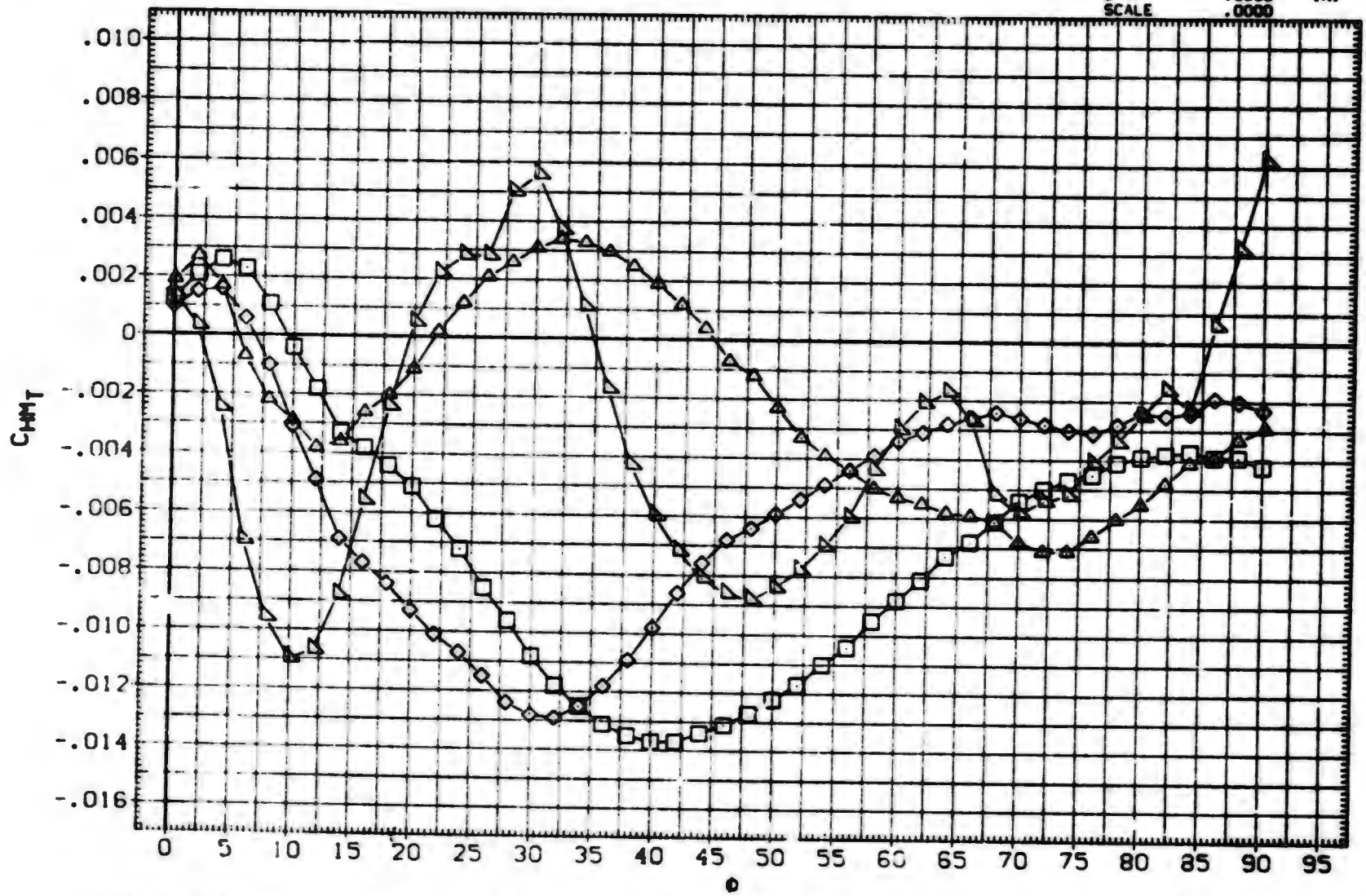

FIN AERODYNAMIC CHARACTERISTICS AS A FUNCTION OF ROLL ANGLE. BIT11 (FIN 3)

(E)MACH = 2.50

DATA SET	SYMBOL	CONFIGURATION DESCRIPTION	ALPHA	LAMBDA	RT.CRD	SEMSPN
(UXA109)	○	DATA NOT AVAILABLE	25.000	1.000	3.749	1.875
(BXAAUH)	□	AEDC TF 368 BODY TAIL. BIT11 (TAIL FIN T3)	30.000	1.000	3.749	1.875
(BXAAUI)	◇	AEDC TF 368 BODY TAIL. BIT11 (TAIL FIN T3)	35.000	1.000	3.749	1.875
(BXAAUJ)	⊠	AEDC TF 368 BODY-TAIL. BIT11 (TAIL FIN T3)	40.000	1.000	3.749	1.875
(BXAAUK)	◺	AEDC TF 368 BODY-TAIL. BIT11 (TAIL FIN T3)	45.000	1.000	3.749	1.875

REFERENCE INFORMATION

SREF	7.0280	SQ.IN.
LREF	3.7490	IN.
BREF	1.8750	IN.
XMRP	.4500	IN.
YMRP	.0000	IN.
ZMRP	.0000	IN.
SCALE	.0000	

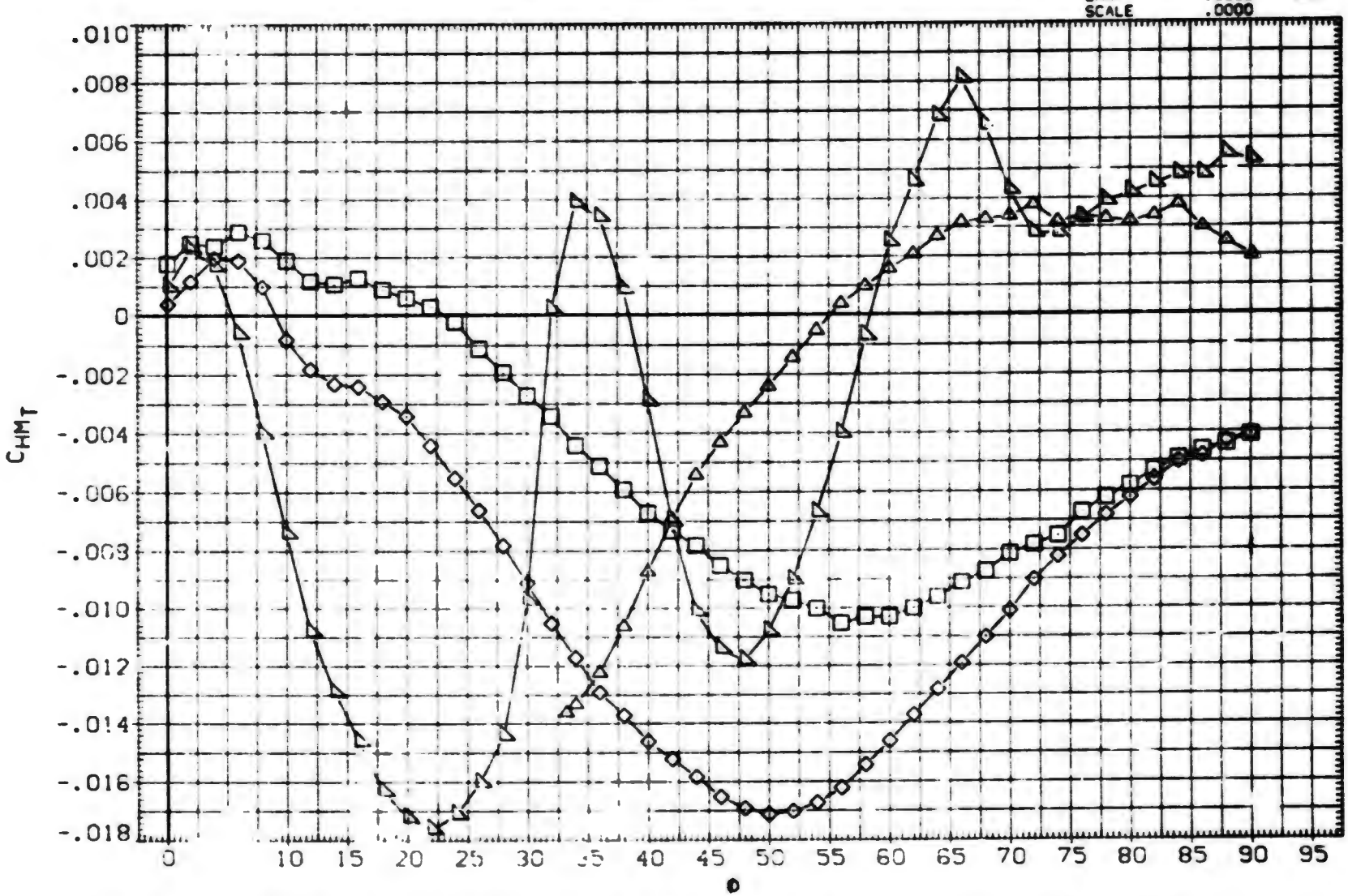

FIN AERODYNAMIC CHARACTERISTICS AS A FUNCTION OF ROLL ANGLE. BIT11 (FIN 3)

(F)MACH = 3.01

DATA SET	SYMBOL	CONFIGURATION DESCRIPTION	ALPHA	LAMBDA	RT.CRD	SEMSPN
(UXA309)	○	AEDC TF 368 BODY-TAIL. BITII (TAIL FIN T3)	25.000	1.000	3.749	1.875
(BXAAUH)	□	AEDC TF 368 BODY-TAIL. BITII (TAIL FIN T3)	30.000	1.000	3.749	1.875
(BXAAUI)	◇	AEDC TF 368 BODY-TAIL. BITII (TAIL FIN T3)	35.000	1.000	3.749	1.875
(BXAAUJ)	△	AEDC TF 368 BODY-TAIL. BITII (TAIL FIN T3)	40.000	1.000	3.749	1.875
(BXAAUK)	◺	AEDC TF 368 BODY-TAIL. BITII (TAIL FIN T3)	45.000	1.000	3.749	1.875

REFERENCE INFORMATION

SREF	7.0280	90. IN.
LREF	3.7490	IN.
BREF	1.8750	IN.
XMRP	.4500	IN.
YMRP	.0000	IN.
ZMRP	.0000	IN.
SCALE	.0000	

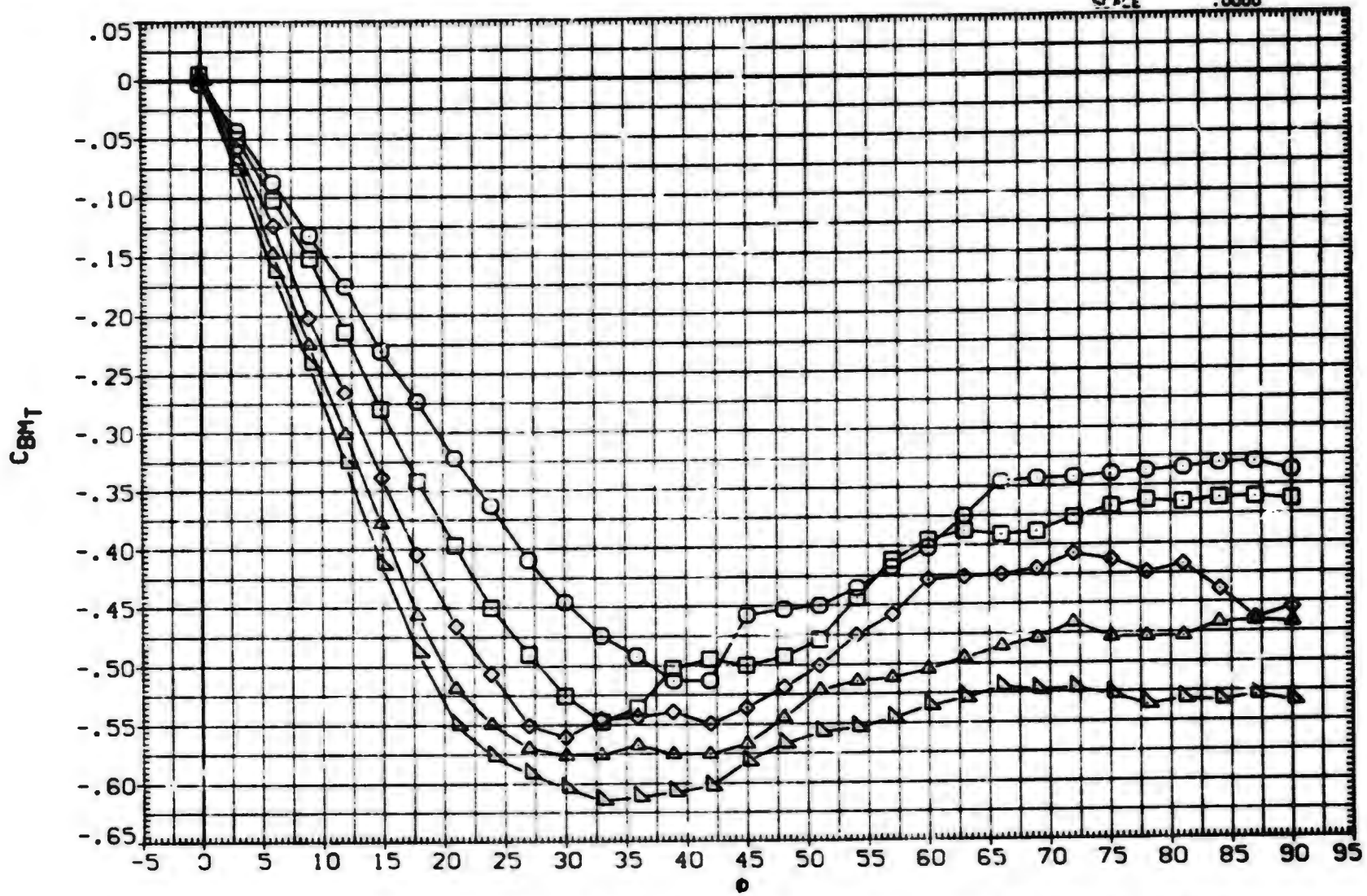

FIN AERODYNAMIC CHARACTERISTICS AS A FUNCTION OF ROLL ANGLE. BITII (FIN 3)

(A)MACH = .80

DATA SET	SYMBOL	CONFIGURATION DESCRIPTION	ALPHA	LAMBDA	RT.CRD	SEMSPN
(UXA309)	○	AEDC TF 368 BODY-TAIL. BITI1 (TAIL FIN T3)	25.000	1.000	3.749	1.875
(BXAAUH)	□	AEDC TF 368 BODY-TAIL. BITI1 (TAIL FIN T3)	30.000	1.000	3.749	1.875
(BXAAUI)	◇	AEDC TF 368 BODY-TAIL. BITI1 (TAIL FIN T3)	35.000	1.000	3.749	1.875
(BXAAUJ)	△	AEDC TF 368 BODY-TAIL. BITI1 (TAIL FIN T3)	40.000	1.000	3.749	1.875
(BXAAUK)	◺	AEDC TF 368 BODY-TAIL. BITI1 (TAIL FIN T3)	45.000	1.000	3.749	1.875

REFERENCE INFORMATION

SREF	7.0280	SQ. IN.
LREF	3.7490	IN.
BREF	1.8750	IN.
XMRP	.4500	IN.
YMRP	.0000	IN.
ZMRP	.0000	IN.
SCALE	.0000	

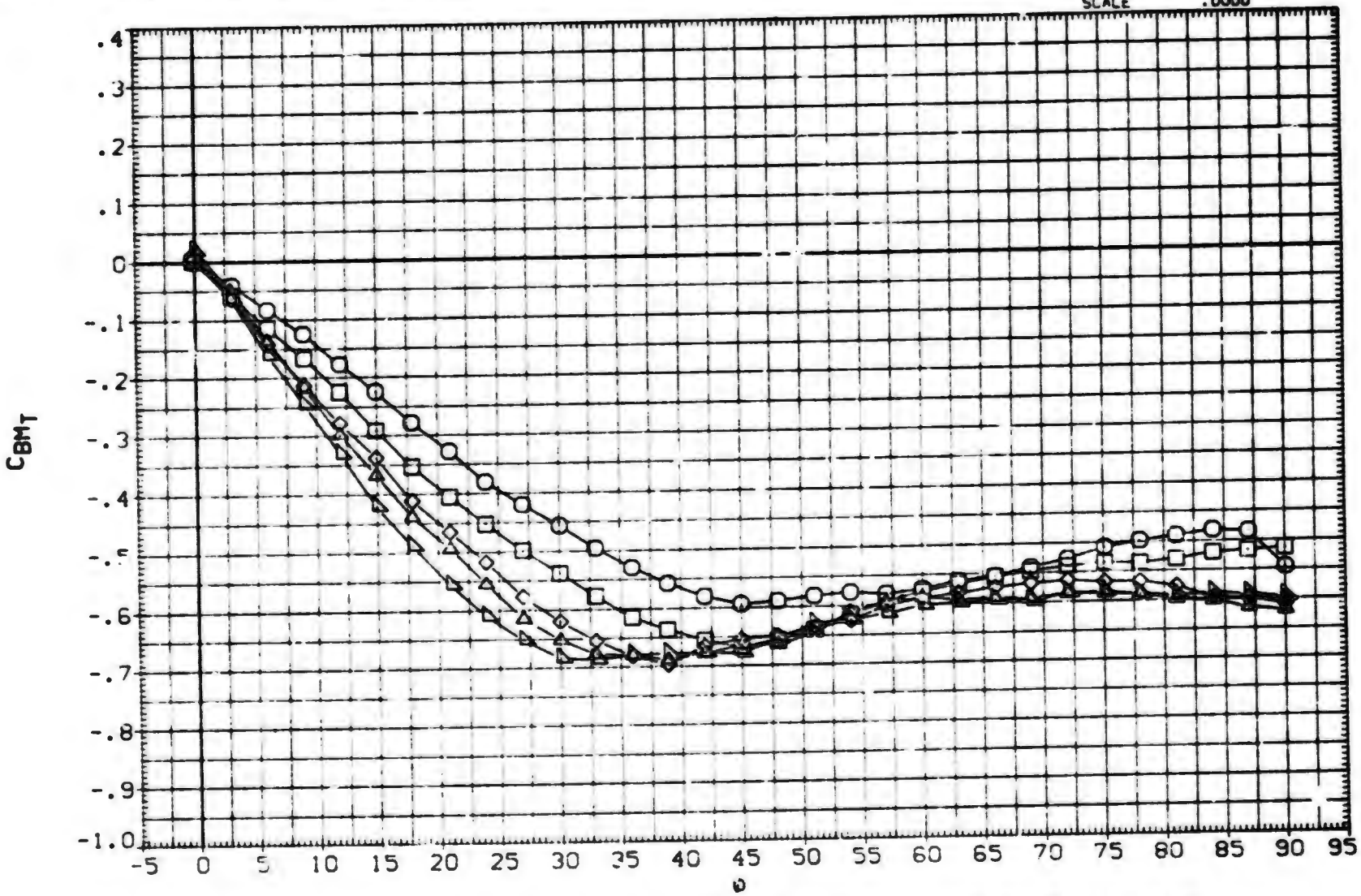

FIN AERODYNAMIC CHARACTERISTICS AS A FUNCTION OF ROLL ANGLE. BITI1 (FIN 3)

(B)MACH = 1.00

DATA SET	SYMBOL	CONFIGURATION DESCRIPTION	ALPHA	LAMBDA	RT.CRD	SEMSPN
(UXA309)	○	AEDC TF 368 BODY-TAIL. B1T11 (TAIL FIN T3)	25.000	1.000	3.749	1.875
(BXAAUM)	□	AEDC TF 368 BODY-TAIL. B1T11 (TAIL FIN T3)	30.000	1.000	3.749	1.875
(BXAAUI)	◇	AEDC TF 368 BODY-TAIL. B1T11 (TAIL FIN T3)	35.000	1.000	3.749	1.875
(BXAAUJ)	△	AEDC TF 368 BODY-TAIL. B1T11 (TAIL FIN T3)	40.000	1.000	3.749	1.875
(BXAAUK)	◺	AEDC TF 368 BODY-TAIL. B1T11 (TAIL FIN T3)	45.000	1.000	3.749	1.875

REFERENCE INFORMATION

SREF	7.0280	SQ.IN.
LREF	3.7490	IN.
BREF	1.8750	IN.
XMRP	.4500	IN.
YMRP	.0000	IN.
ZMRP	.0000	IN.
SCALE	.0000	

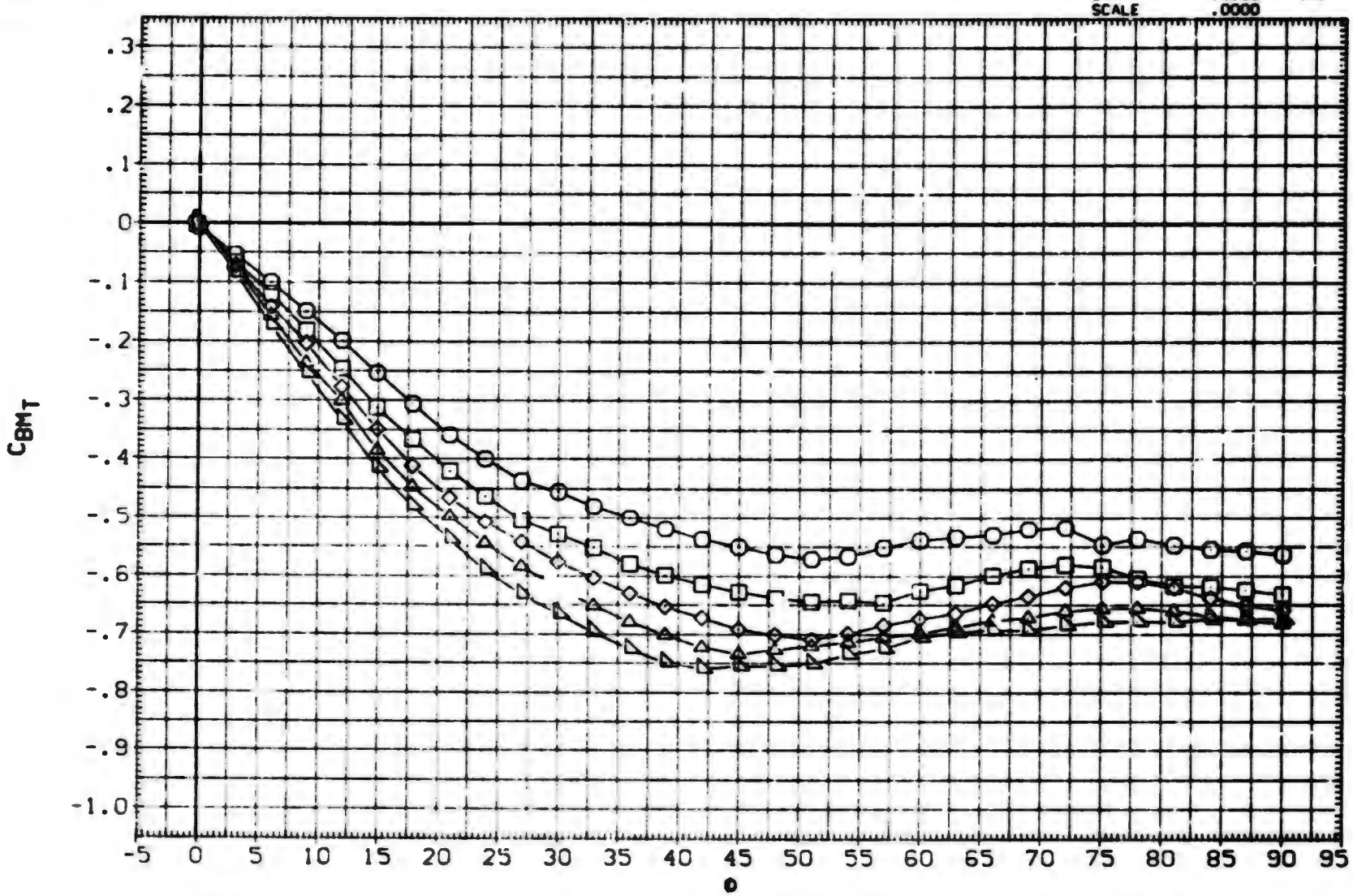

FIN AERODYNAMIC CHARACTERISTICS AS A FUNCTION OF ROLL ANGLE. B1T11 (FIN 3)

(C)MACH = 1.20

DATA SET	SYMBOL	CONFIGURATION DESCRIPTION	ALPHA	LAMBDA	RT.CRD	SEMSPN
(UXA309)	○	DATA NOT AVAILABLE	25.000	1.000	3.749	1.875
(BXAAUH)	□	AEDC TF 368 BODY-TAIL. BIT11 (TAIL FIN T3)	30.000	1.000	3.749	1.875
(BXAAUI)	◇	AEDC TF 368 BODY-TAIL. BIT11 (TAIL FIN T3)	35.000	1.000	3.749	1.875
(BXAAUJ)	△	AEDC TF 368 BODY-TAIL. BIT11 (TAIL FIN T3)	40.000	1.000	3.749	1.875
(BXAAUK)	◺	AEDC TF 368 BODY-TAIL. BIT11 (TAIL FIN T3)	45.000	1.000	3.749	1.875

REFERENCE INFORMATION

SREF	7.0280	SQ.IN.
LREF	3.7490	IN.
BREF	1.8750	IN.
XMRP	.4500	IN.
YMRP	.0000	IN.
ZMRP	.0000	IN.
SCALE	.0000	

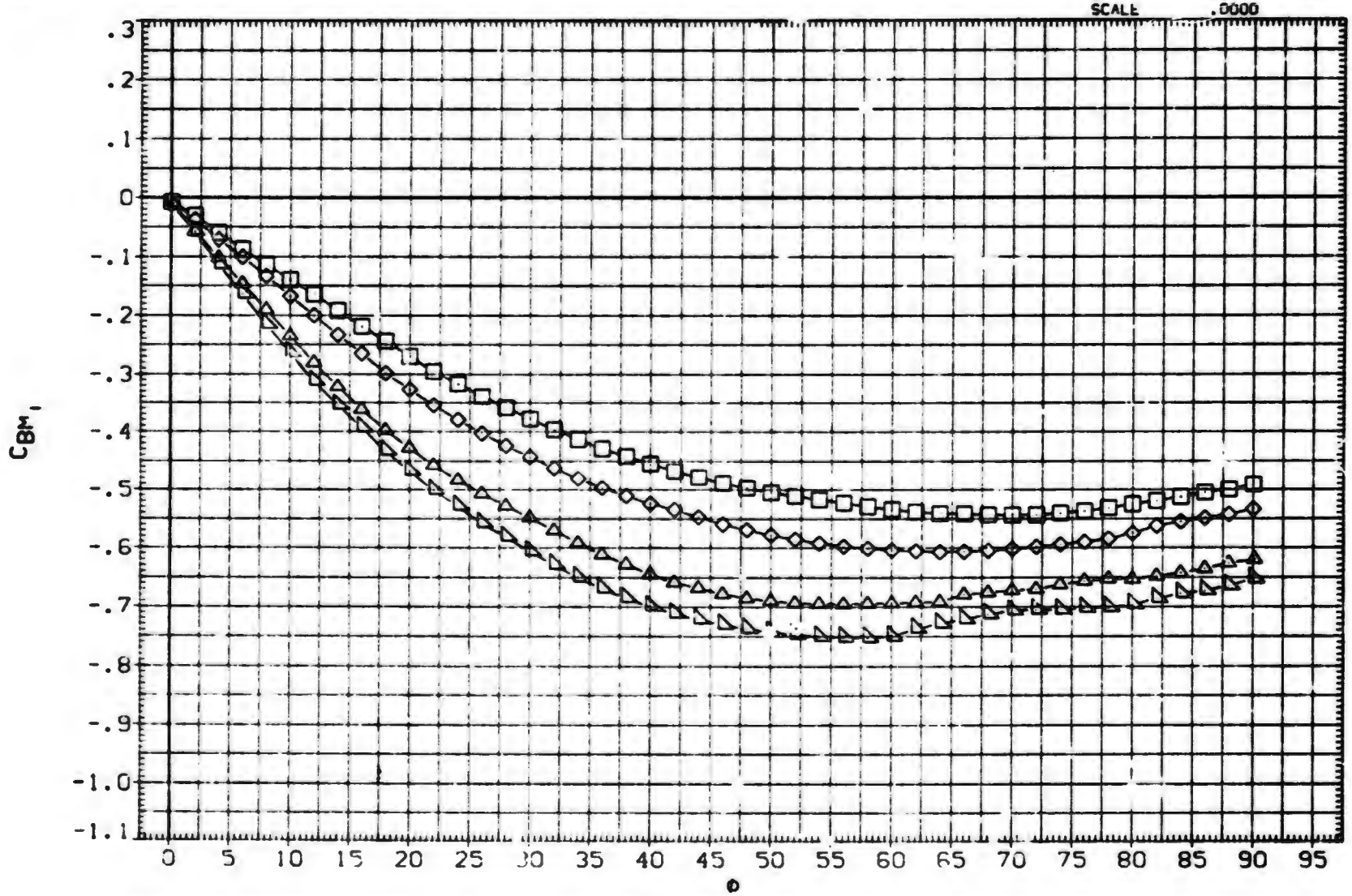

FIN AERODYNAMIC CHARACTERISTICS AS A FUNCTION OF ROLL ANGLE. BIT11 (FIN 3)

(D)MACH = 2.00

DATA SET	SYMBOL	CONFIGURATION DESCRIPTION	ALPHA	LAMBDA	RT.CRD	SEMSPN
(UXA309)	○	DATA NOT AVAILABLE	25.000	1.000	3.749	1.875
(BXAAUH)	□	AEDC TF 368 BODY-TAIL. BITII (TAIL FIN T3)	30.000	1.000	3.749	1.875
(BXAAUI)	◇	AEDC TF 368 BODY-TAIL. BITII (TAIL FIN T3)	35.000	1.000	3.749	1.875
(BXAAUJ)	△	AEDC TF 368 BODY-TAIL. BITII (TAIL FIN T3)	40.000	1.000	3.749	1.875
(BXAAUK)	◺	AEDC TF 368 BODY-TAIL. BITII (TAIL FIN T3)	45.000	1.000	3.749	1.875

REFERENCE INFORMATION

SREF	7.0280	SQ.IN.
LREF	3.7490	IN.
BREF	1.8750	IN.
XMRP	.4500	IN.
YMRP	.0000	IN.
ZMRP	.0000	IN.
SCALE	.0000	

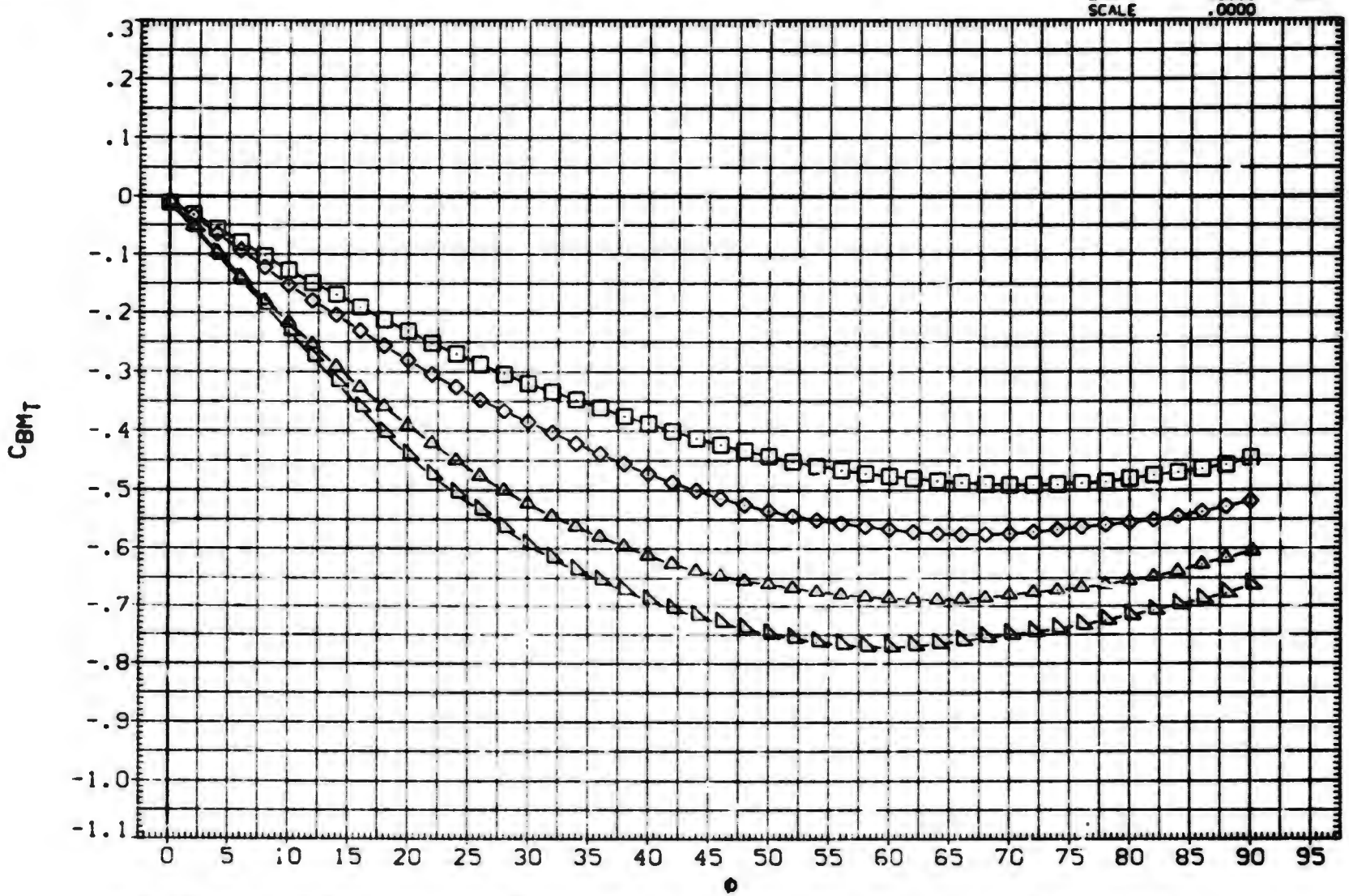

FIN AERODYNAMIC CHARACTERISTICS AS A FUNCTION OF ROLL ANGLE. BITII (FIN 3)

(E)MACH = 2.50

DATA SET	SYMBOL	CONFIGURATION DESCRIPTION
(UXA309)	○	DATA NOT AVAILABLE
(BXAAUH)	□	AEDC TF 368 BODY-TAIL. BITII (TAIL FIN T3)
(BXAAUI)	◇	AEDC TF 368 BODY-TAIL. BITII (TAIL FIN T3)
(BXAAUJ)	△	AEDC TF 368 BODY-TAIL. BITII (TAIL FIN T3)
(BXAAUK)	◺	AEDC TF 368 BODY-TAIL. BITII (TAIL FIN T3)

ALPHA	LAMBDA	RT.CRD	SEMSPN
25.000	1.000	3.749	1.875
30.000	1.000	3.749	1.875
35.000	1.000	3.749	1.875
40.000	1.000	3.749	1.875
45.000	1.000	3.749	1.875

REFERENCE INFORMATION		
SREF	7.0280	SQ.IN.
LREF	3.7490	IN.
BREF	1.8750	IN.
XMRP	.4500	IN.
YMRP	.0000	IN.
ZMRP	.0000	IN.
SCALE	.0000	

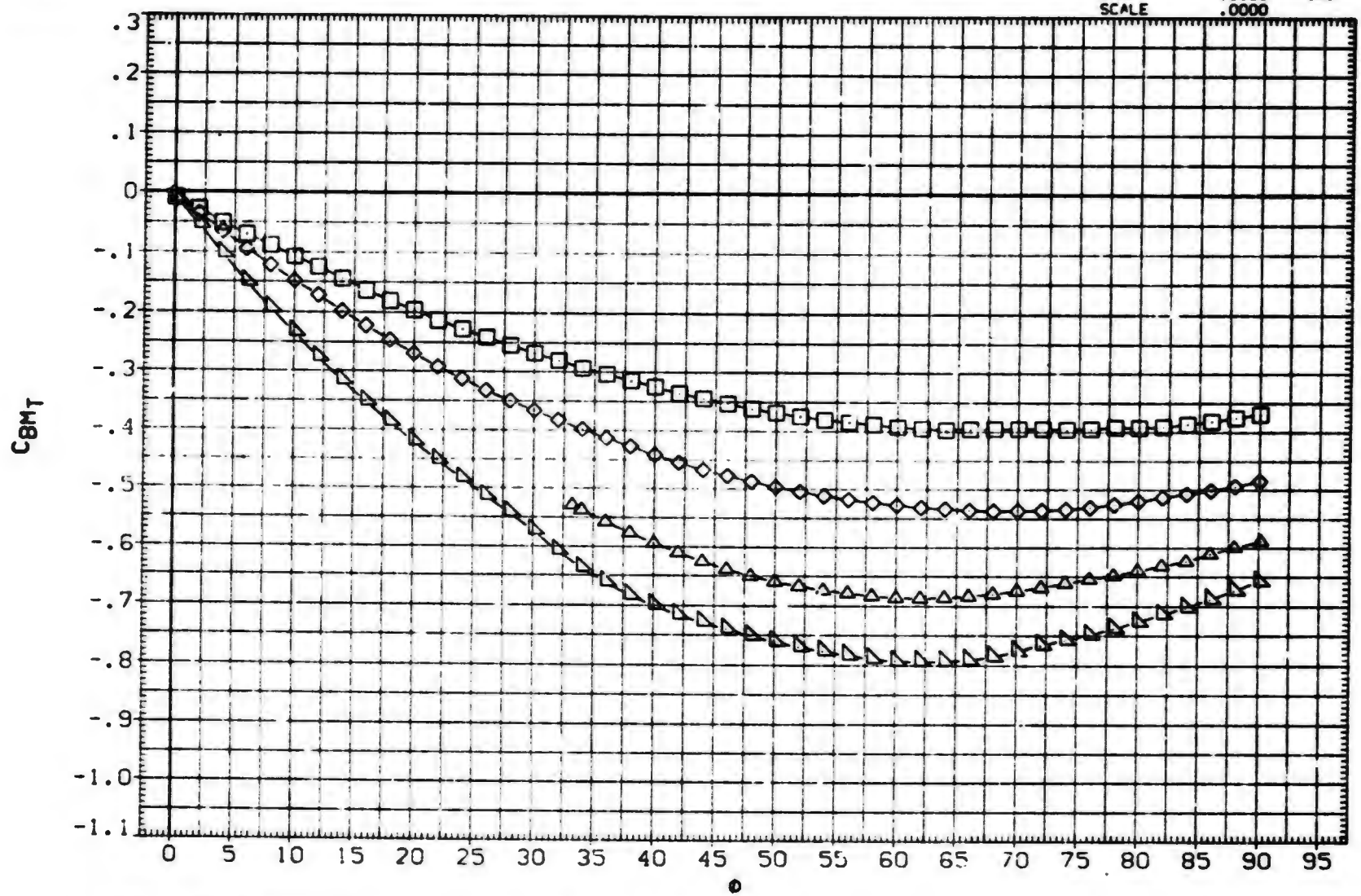

FIN AERODYNAMIC CHARACTERISTICS AS A FUNCTION OF ROLL ANGLE. BITII (FIN 3)

(F)MACH = 3.01

DATA SET	SYMBOL	CONFIGURATION DESCRIPTION	ALPHA	LAMBDA	RT.CRD	SEMSPN
(UXA309)	○	AEDC TF 368 BODY-TAIL. BIT11 (TAIL FIN T3)	25.000	1.000	3.749	1.875
(BXAAUH)	□	AEDC TF 368 BODY-TAIL. BIT11 (TAIL FIN T3)	30.000	1.000	3.749	1.875
(BXAAUI)	◇	AEDC TF 368 BODY-TAIL. BIT11 (TAIL FIN T3)	35.000	1.000	3.749	1.875
(BXAAUJ)	◁	AEDC TF 368 BODY-TAIL. BIT11 (TAIL FIN T3)	40.000	1.000	3.749	1.875
(BXAAUK)	△	AEDC TF 368 BODY-TAIL. BIT11 (TAIL FIN T3)	45.000	1.000	3.749	1.875

REFERENCE INFORMATION

SREF	7.0280	SQ.IN.
LREF	3.7490	IN.
BREF	1.8750	IN.
XMRP	.4500	IN.
YMRP	.0000	IN.
ZMRP	.0000	IN.
SCALE	.0000	

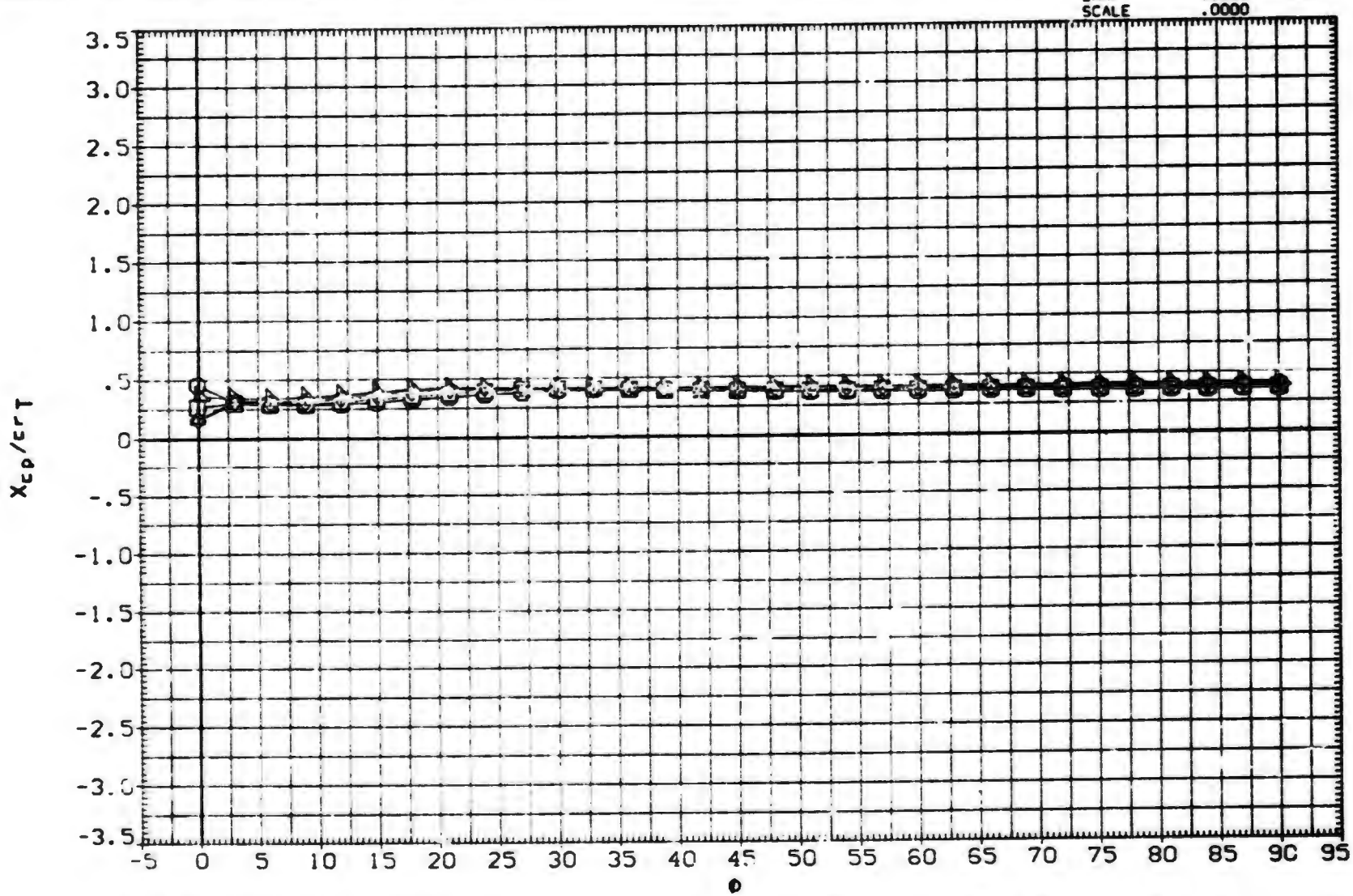

FIN AERODYNAMIC CHARACTERISTICS AS A FUNCTION OF ROLL ANGLE. BIT11 (FIN 3)

(A)MACH = .80

DATA SET	SYMBOL	CONFIGURATION DESCRIPTION	ALPHA	LAMBDA	RT.CRD	SEMSPN
(UXA309)	○	AEDC TF 368 BODY-TAIL. BITI1 (TAIL FIN T3)	25.000	1.000	3.749	1.875
(BXAAUH)	□	AEDC TF 368 BODY-TAIL. BITI1 (TAIL FIN T3)	30.000	1.000	3.749	1.875
(BXAAUI)	◇	AEDC TF 368 BODY-TAIL. BITI1 (TAIL FIN T3)	35.000	1.000	3.749	1.875
(BXAAUJ)	◁	AEDC TF 368 BODY-TAIL. BITI1 (TAIL FIN T3)	40.000	1.000	3.749	1.875
(BXAAUK)	◺	AEDC TF 368 BODY-TAIL. BITI1 (TAIL FIN T3)	45.000	1.000	3.749	1.875

REFERENCE INFORMATION

SREF	7.0280	SQ. IN.
LREF	3.7490	IN.
BREF	1.8750	IN.
XMRP	.4500	IN.
YMRP	.0000	IN.
ZMRP	.0000	IN.
SCALE	.0000	

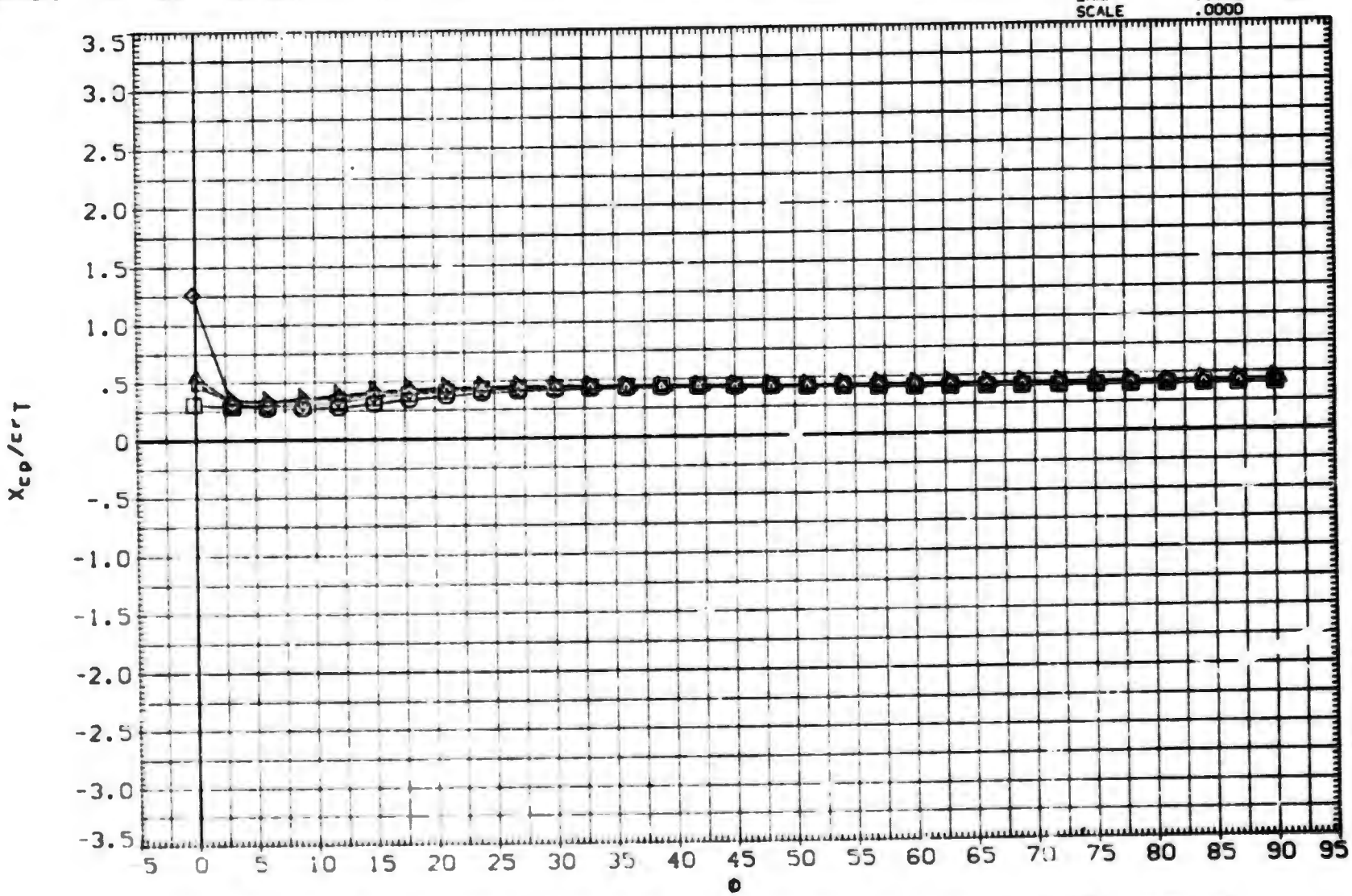

FIN AERODYNAMIC CHARACTERISTICS AS A FUNCTION OF ROLL ANGLE. BITI1 (FIN 3)

(B)MACH = 1.00

DATA SET	SYMBOL	CONFIGURATION DESCRIPTION	ALPHA	LAMBDA	RT.CRD	SEMSPN
(UXA309)	○	AEDC TF 368 BODY-TAIL. BIT11 (TAIL FIN T3)	25.000	1.000	3.749	1.875
(BXAAUH)	□	AEDC TF 368 BODY-TAIL. BIT11 (TAIL FIN T3)	30.000	1.000	3.749	1.875
(BXAAUI)	☆	AEDC TF 368 BODY-TAIL. BIT11 (TAIL FIN T3)	35.000	1.000	3.749	1.875
(BXAAUJ)	◇	AEDC TF 369 BODY-TAIL. BIT11 (TAIL FIN T3)	40.000	1.000	3.749	1.875
(BXAAUF)	△	AEDC TF 368 BODY-TAIL. BIT11 (TAIL FIN T3)	45.000	1.000	3.749	1.875

REFERENCE INFORMATION

SREF	7.0280	SQ. IN.
LREF	3.7490	IN.
BREF	1.8750	IN.
XMRP	.4500	IN.
YMRP	.0000	IN.
ZMRP	.0000	IN.
SCALE	.0000	

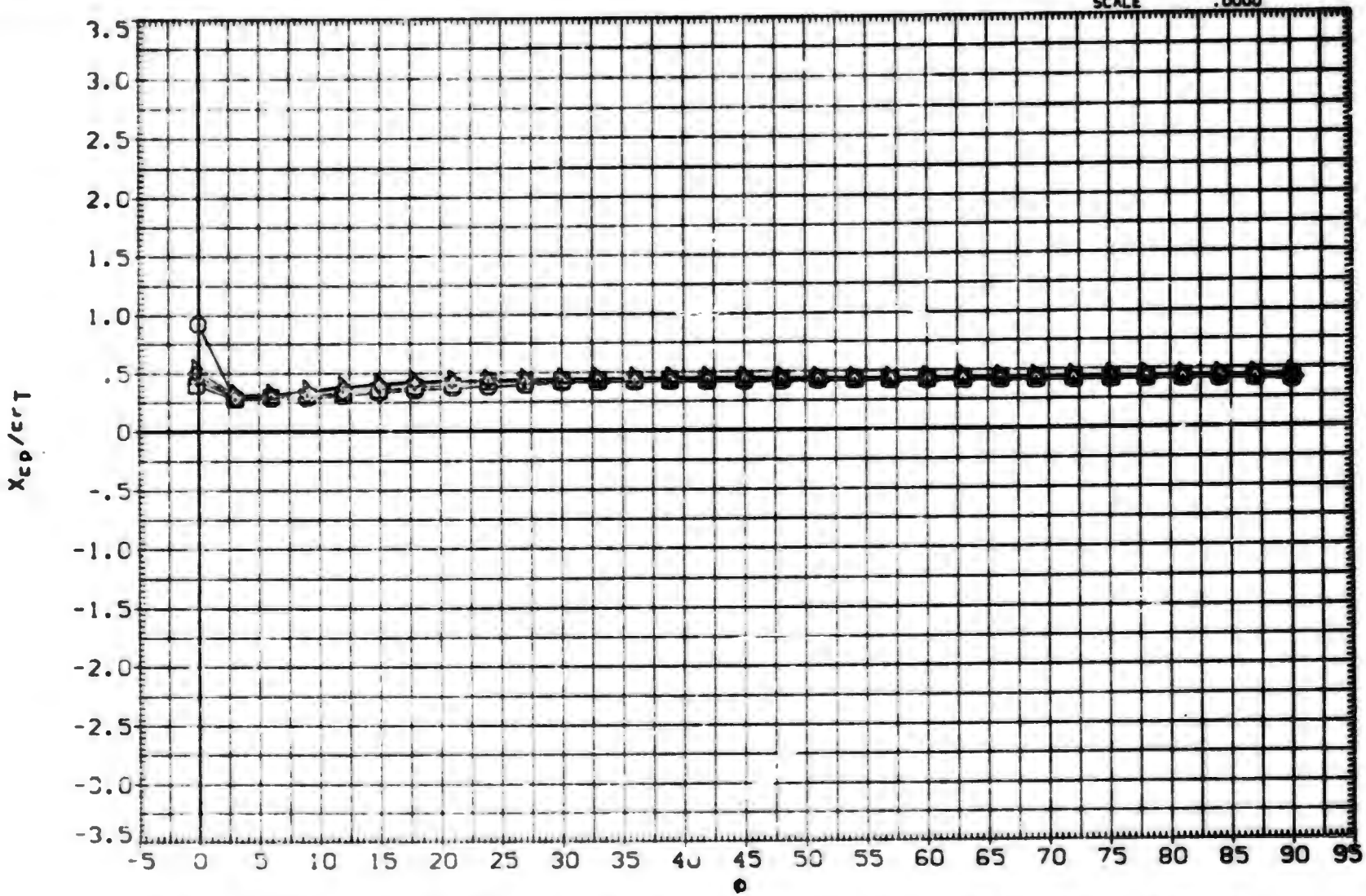

FIN AERODYNAMIC CHARACTERISTICS AS A FUNCTION OF ROLL ANGLE. BIT11 (FIN 3)

(C)MACH = 1.20

DATA SET	SYMBOL	CONFIGURATION DESCRIPTION	ALPHA	LAMBDA	RT.CRD	SEMSPN
(UXA309)	○	DATA NOT AVAILABLE	25.000	1.000	3.749	1.875
(BXAAUH)	□	AEDC TF 368 BODY-TAIL. BITII (TAIL FIN T3)	30.000	1.000	3.749	1.875
(BXAAUI)	◇	AEDC TF 368 BODY-TAIL. BITII (TAIL FIN T3)	35.000	1.000	3.749	1.875
(BXAAUJ)	△	AEDC TF 368 BODY-TAIL. BITII (TAIL FIN T3)	40.000	1.000	3.749	1.875
(BXAAUK)	◺	AEDC TF 368 BODY-TAIL. BITII (TAIL FIN T3)	45.000	1.000	3.749	1.875

REFERENCE INFORMATION

SREF	7.0280	SQ.IN.
LREF	3.7490	IN.
BREF	1.8750	IN.
XMRP	.4500	IN.
YMRP	.0000	IN.
ZMRP	.0000	IN.
SCALE	.0000	

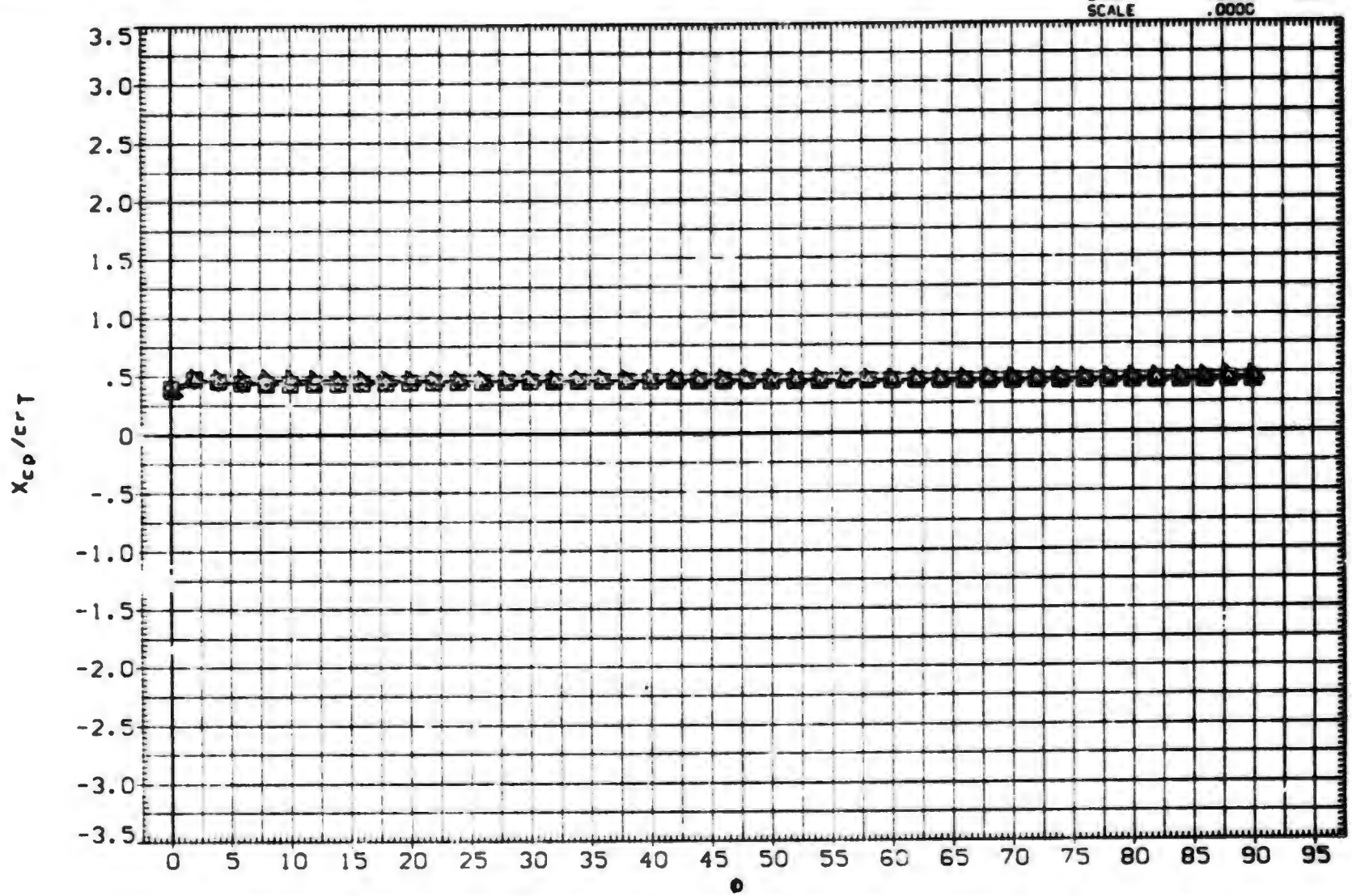

FIN AERODYNAMIC CHARACTERISTICS AS A FUNCTION OF ROLL ANGLE. BITII (FIN 3)

(D)MACH = 2.00

DATA SET	SYMBOL	CONFIGURATION DESCRIPTION	ALPHA	LAMBDA	RT.CRD	SEMSPN
(UXA309)		DATA NOT AVAILABLE	25.000	1.000	3.749	1.875
(BXAAUH)		AEDC TF 368 BODY-TAIL. BIT11 (TAIL FIN T3)	30.000	1.000	3.749	1.875
(BXAAUI)		AEDC TF 368 BODY-TAIL. BIT11 (TAIL FIN T3)	35.000	1.000	3.749	1.875
(BXAAUJ)		AEDC TF 368 BODY-TAIL. BIT11 (TAIL FIN T3)	40.000	1.000	3.749	1.875
(BXAAUR)		AEDC TF 368 BODY-TAIL. BIT11 (TAIL FIN T3)	45.000	1.000	3.749	1.875

REFERENCE INFORMATION

SREF	7.0280	SQ.IN.
LREF	3.7490	IN.
BREF	1.8750	IN.
XMRP	.4500	IN.
YMRP	.0000	IN.
ZMRP	.0000	IN.
SCALE	.0000	

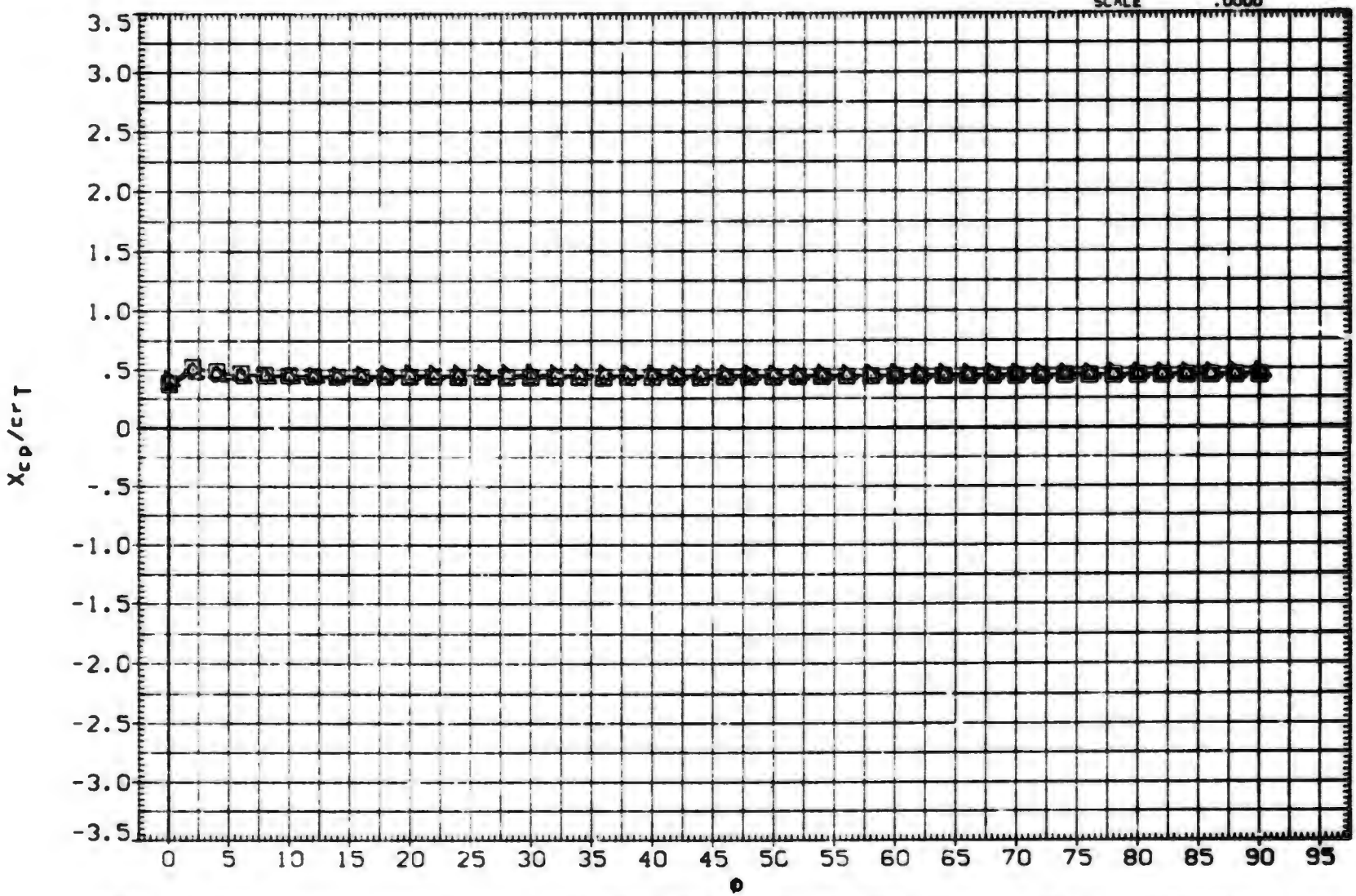

FIN AERODYNAMIC CHARACTERISTICS AS A FUNCTION OF ROLL ANGLE. BIT11 (FIN 3)

(E)MACH = 2.50

DATA SET	SYMBOL	CONFIGURATION DESCRIPTION	ALPHA	LAMBDA	RT.CRD	SEMSPN
(UXA309)	○	DATA NOT AVAILABLE	25.000	1.000	3.749	1.875
(BXAAUH)	□	AEDC TF 368 BODY-TAIL. B1T11 (TAIL FIN T3)	30.000	1.000	3.749	1.875
(BXAAUI)	◇	AEDC TF 368 BODY-TAIL. B1T11 (TAIL FIN T3)	35.000	1.000	3.749	1.875
(BXAAUJ)	◁	AEDC TF 368 BODY-TAIL. B1T11 (TAIL FIN T3)	40.000	1.000	3.749	1.875
(BXAAUK)	▷	AEDC TF 368 BODY-TAIL. B1T11 (TAIL FIN T3)	45.000	1.000	3.749	1.875

REFERENCE INFORMATION

SREF	7.0280	90. IN.
LREF	3.7490	IN.
BREF	1.8750	IN.
XMRP	.4500	IN.
YMRP	.0000	IN.
ZMRP	.0000	IN.
SCALE	.0000	

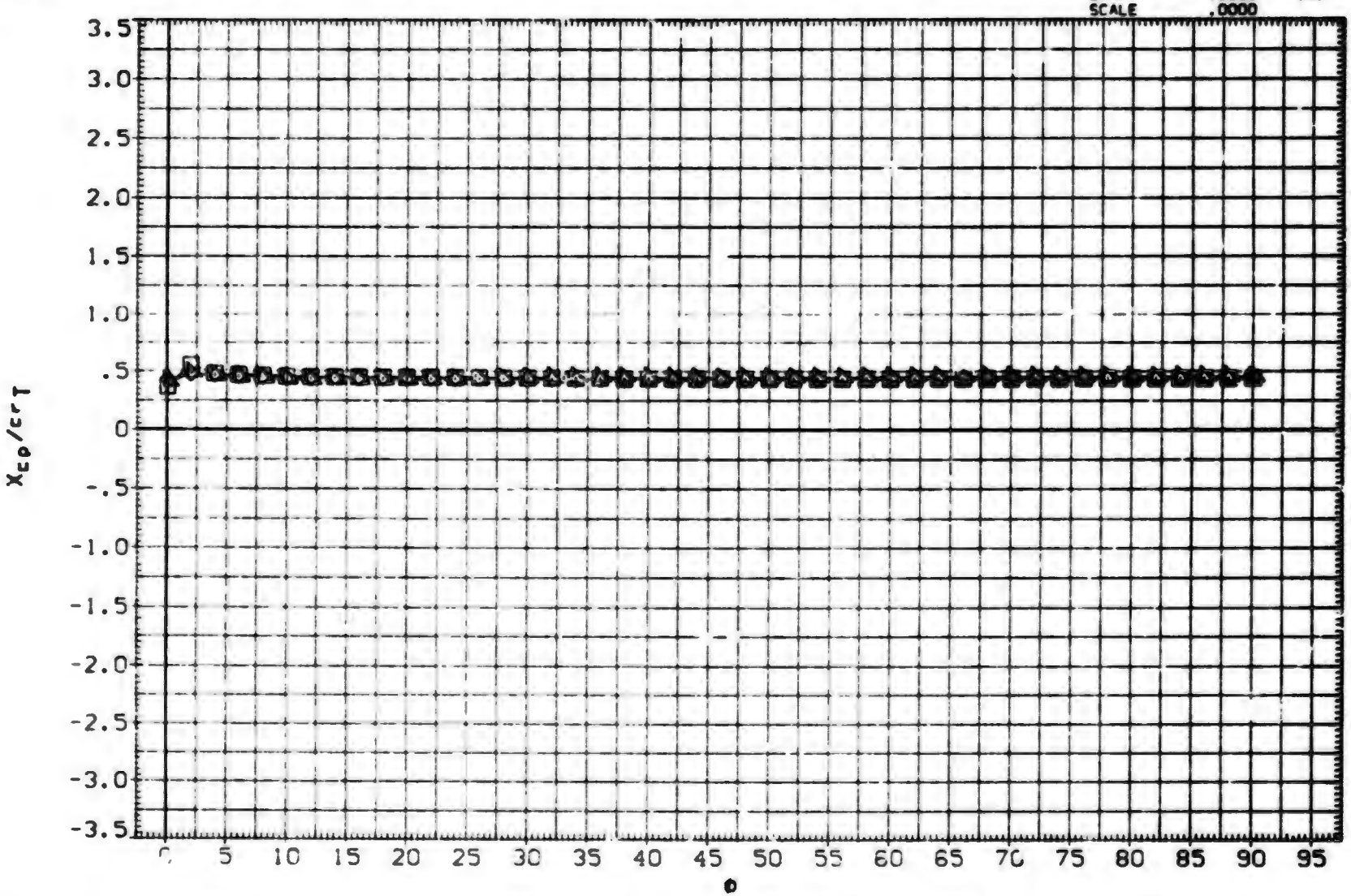

FIN AERODYNAMIC CHARACTERISTICS AS A FUNCTION OF ROLL ANGLE. B1T11 (FIN 3)

(F)MACH = 3.01

DATA SET	SYMBOL	CONFIGURATION DESCRIPTION	ALPHA	LAMBDA	RT.CRD	SEMSPN
(UXA309)	○	AEDC TF 368 BODY-TAIL. BITII (TAIL FIN T3)	25.000	1.000	3.749	1.875
(BXAAUH)	□	AEDC TF 368 BODY-TAIL. BITII (TAIL FIN T3)	30.000	1.000	3.749	1.875
(BXAAUI)	◇	AEDC TF 368 BODY-TAIL. BITII (TAIL FIN T3)	35.000	1.000	3.749	1.875
(BXAAUJ)	△	AEDC TF 368 BODY-TAIL. BITII (TAIL FIN T3)	40.000	1.000	3.749	1.875
(BXAALK)	⊏	AEDC TF 368 BODY-TAIL. BITII (TAIL FIN T3)	45.000	1.000	3.749	1.875

REFERENCE INFORMATION

SREF	7.0260	SQ. IN.
LREF	3.7490	IN.
BREF	1.8750	IN.
XMRP	.4500	IN.
YMRP	.0000	IN.
ZMRP	.0000	IN.
SCALE	.0000	

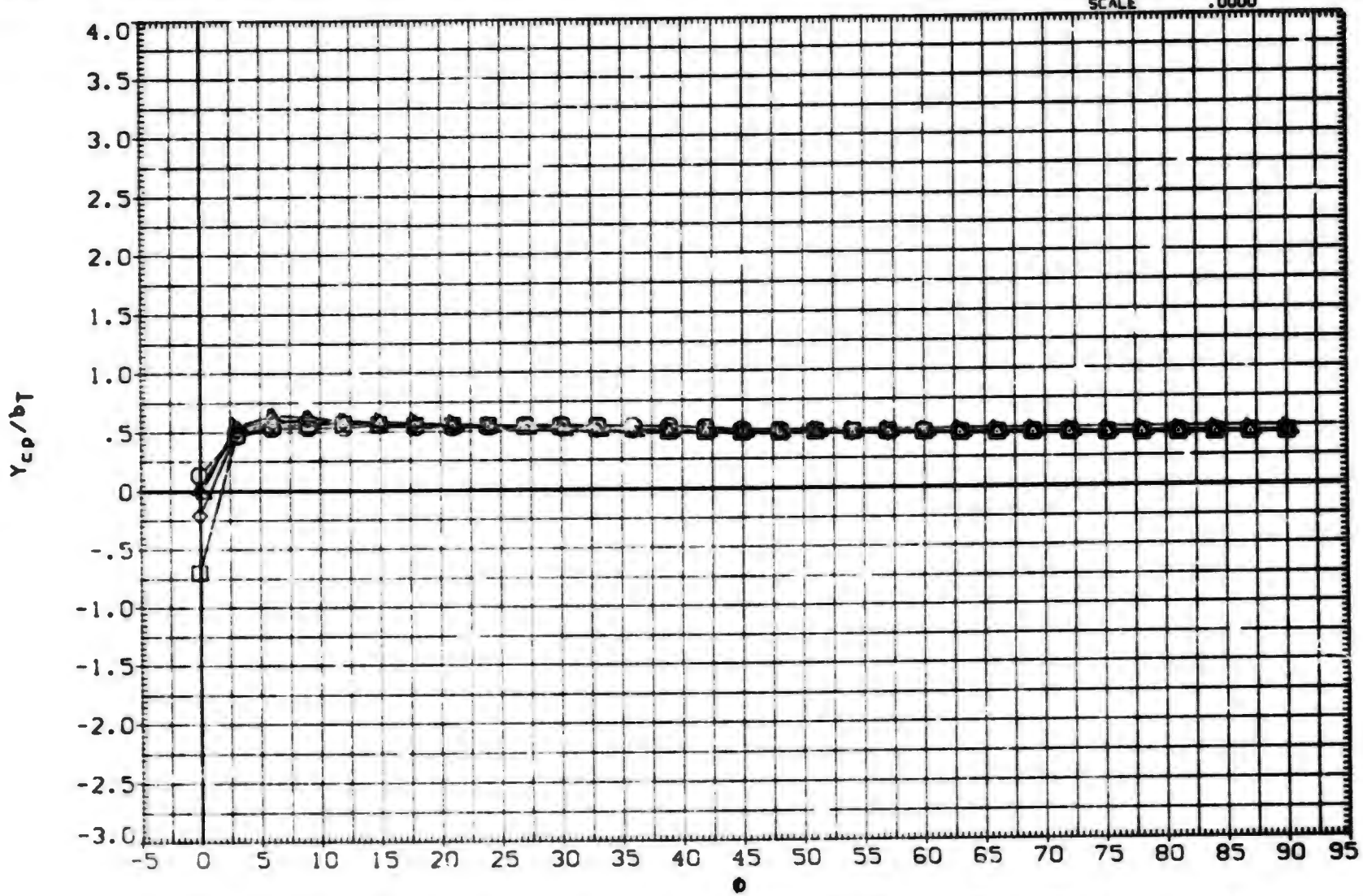

FIN AERODYNAMIC CHARACTERISTICS AS A FUNCTION OF ROLL ANGLE. BITII (FIN 3)

(A)MACH = .80

DATA SET	SYMBOL	CONFIGURATION DESCRIPTION	ALPHA	LAMBDA	RT.CRD	SEMSPN
(UXA309)	○	AEDC TF 368 BODY-TAIL. BITII (TAIL FIN T3)	25.000	1.000	3.749	1.875
(BXAAUH)	□	AEDC TF 368 BODY-TAIL. BITII (TAIL FIN T3)	30.000	1.000	3.749	1.875
(BXAAUI)	◇	AEDC TF 368 BODY-TAIL. BITII (TAIL FIN T3)	35.000	1.000	3.749	1.875
(BXAAUJ)	△	AEDC TF 368 BODY-TAIL. BITII (TAIL FIN T3)	40.000	1.000	3.749	1.875
(BXAAUK)	▽	AEDC TF 368 BODY-TAIL. BITII (TAIL FIN T3)	45.000	1.000	3.749	1.875

REFERENCE INFORMATION

SREF	7.0280	SQ.IN.
LREF	3.7490	IN.
BREF	1.8750	IN.
XMRP	.4500	IN.
YMRP	.0000	IN.
ZMRP	.0000	IN.
SCALE	.0000	

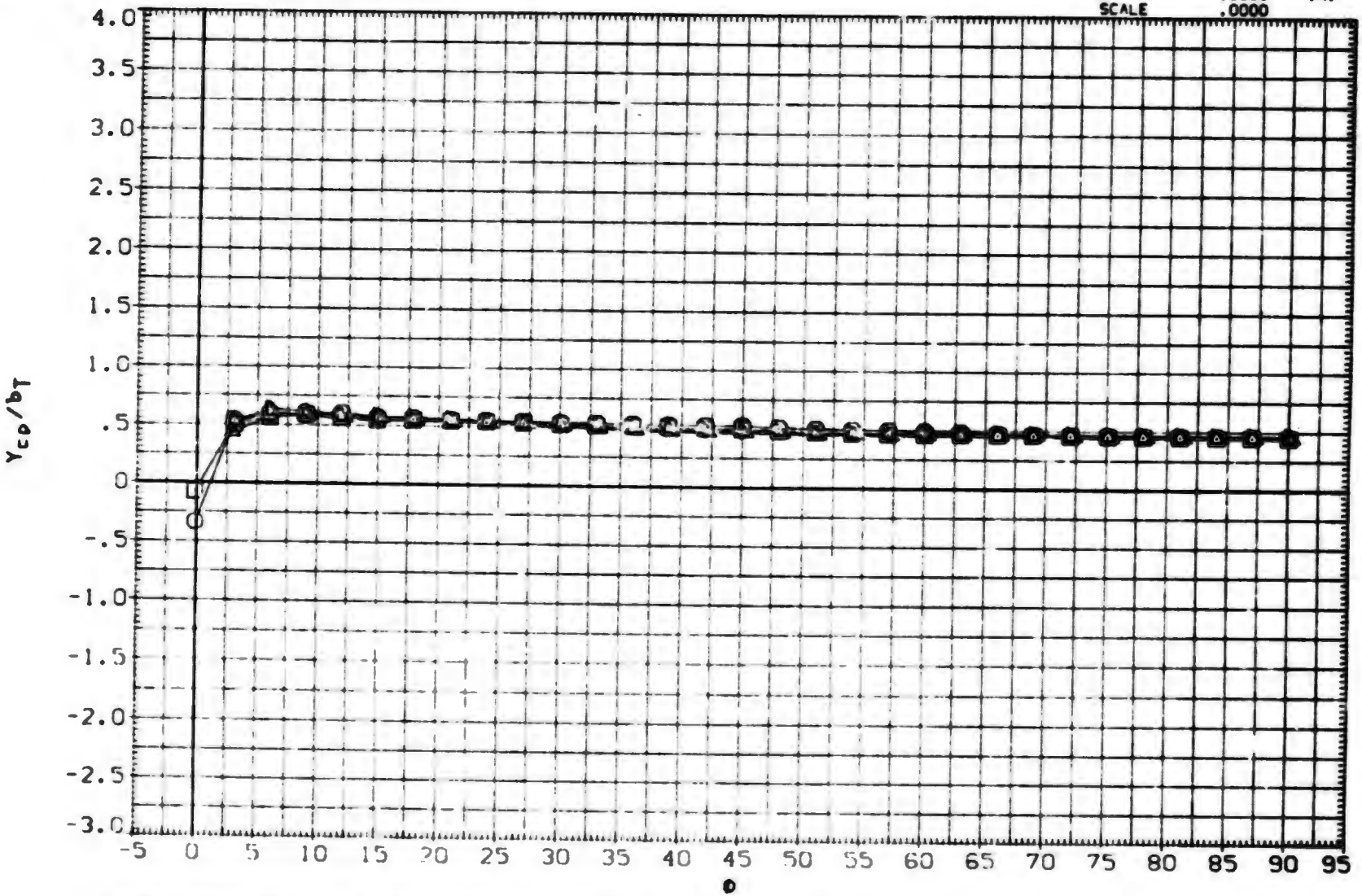

FIN AERODYNAMIC CHARACTERISTICS AS A FUNCTION OF ROLL ANGLE. BITII (FIN 3)

(B)MACH = 1.00

DATA SET	SYMBOL	CONFIGURATION DESCRIPTION	ALPHA	LAMBDA	RT.CRD	SEMSPN
(UXA309)	○	AEDC TF 368 BODY-TAIL. B1T11 (TAIL FIN T3)	25.000	1.000	3.749	1.875
(BXAAUH)	□	AEDC TF 368 BODY-TAIL. B1T11 (TAIL FIN T3)	30.000	1.000	3.749	1.875
(BXAAUI)	◇	AEDC TF 368 BODY-TAIL. B1T11 (TAIL FIN T3)	35.000	1.000	3.749	1.875
(BXAAUJ)	◁	AEDC TF 369 BODY-TAIL. B1T11 (TAIL FIN T3)	40.000	1.000	3.749	1.875
(BXAAUK)	▷	AEDC TF 368 BODY-TAIL. B1T11 (TAIL FIN T3)	45.000	1.000	3.749	1.875

REFERENCE INFORMATION		
SREF	7.0280	80. IN.
LREF	3.7490	IN.
BREF	1.8750	IN.
XMRP	.4500	IN.
YMRP	.0000	IN.
ZMRP	.0000	IN.
SCALE	.0000	

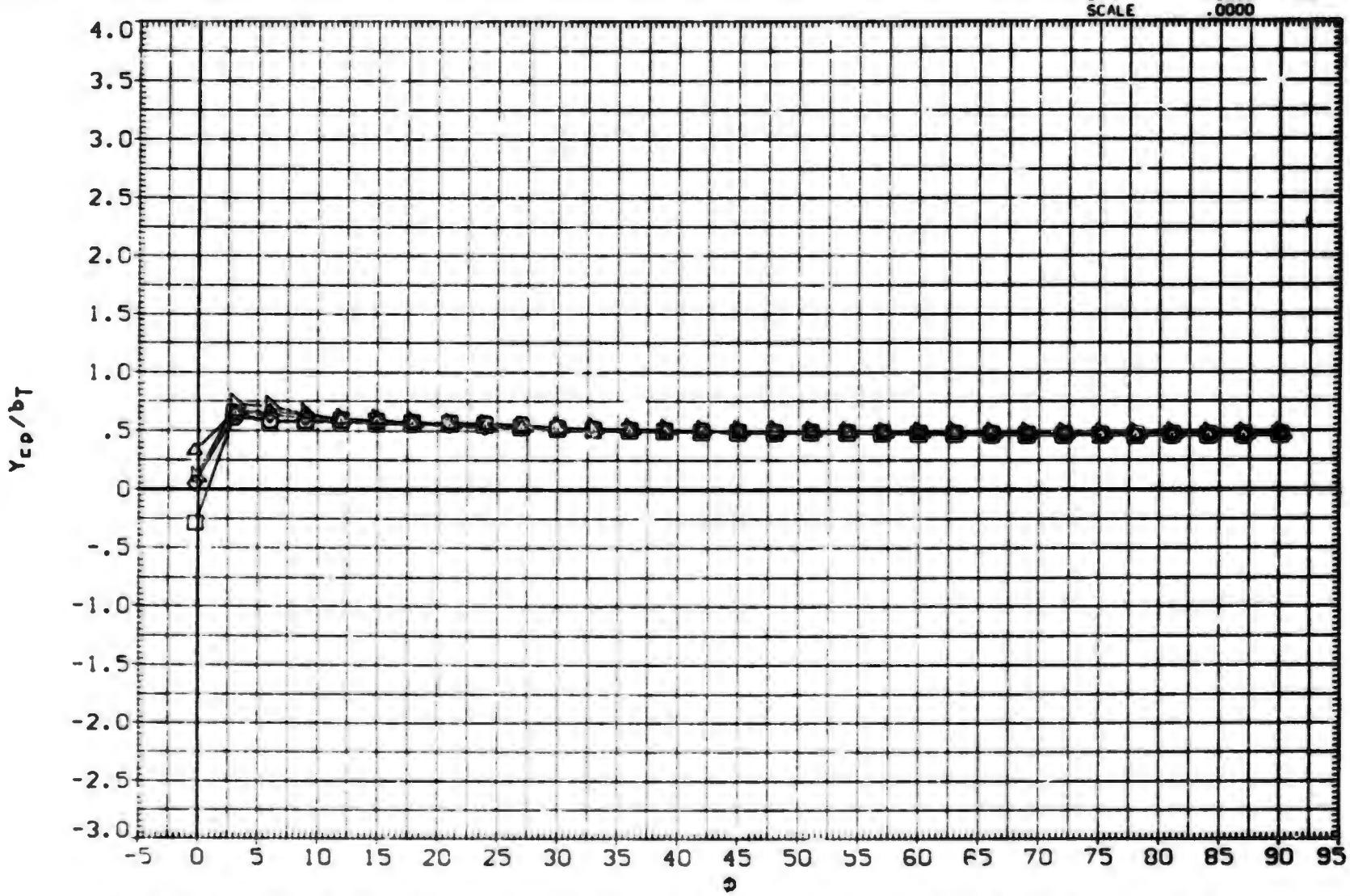

FIN AERODYNAMIC CHARACTERISTICS AS A FUNCTION OF ROLL ANGLE. B1T11 (FIN 3)

(C)MACH = 1.20

DATA SET	SYMBOL	CONFIGURATION DESCRIPTION	ALPHA	LAMBDA	RT.CRD	SEMSPN
(UXA309)	□	DATA NOT AVAILABLE	25.000	1.000	3.749	1.875
(BXAAUH)	◇	AEDC TF 368 BODY-TAIL. BIT11 (TAIL FIN T3)	30.000	1.000	3.749	1.875
(BXAAUI)	◇	AEDC TF 368 BODY-TAIL. BIT11 (TAIL FIN T3)	35.000	1.000	3.749	1.875
(BXAAUJ)	◁	AEDC TF 368 BODY-TAIL. BIT11 (TAIL FIN T3)	40.000	1.000	3.749	1.875
(BXAAUK)	△	AEDC TF 368 BODY-TAIL. BIT11 (TAIL FIN T3)	45.000	1.000	3.749	1.875

REFERENCE INFORMATION		
SREF	7.0280	SQ.IN.
LREF	3.7490	IN.
BREF	1.8750	IN.
XMRP	.4500	IN.
YMRP	.0000	IN.
ZMRP	.0000	IN.
SCALE	.0000	

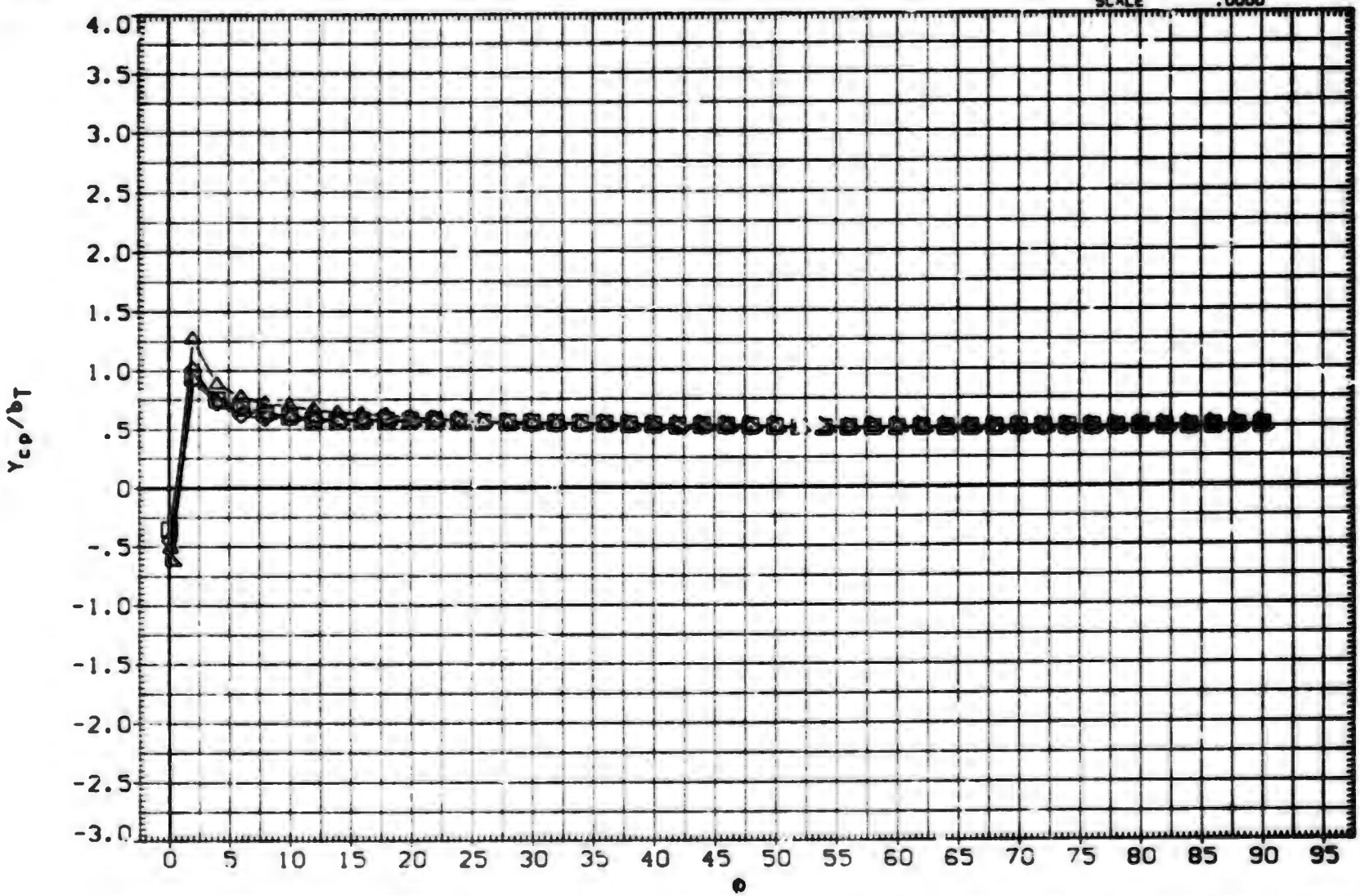

FIN AERODYNAMIC CHARACTERISTICS AS A FUNCTION OF ROLL ANGLE. BIT11 (FIN 3)

(D)MACH = 2.00

DATA SET	SYMBOL	CONFIGURATION DESCRIPTION	ALPHA	LAMBDA	RT.CRD	SEMSPN
(UXA309)	○	DATA NOT AVAILABLE	25.000	1.000	3.749	1.875
(BXAAUH)	□	AEDC TF 368 BODY-TAIL. BIT11 (TAIL FIN T3)	30.000	1.000	3.749	1.875
(BXAAUI)	◇	AEDC TF 368 BODY-TAIL. BIT11 (TAIL FIN T3)	35.000	1.000	3.749	1.875
(BXAAUJ)	△	AEDC TF 368 BODY-TAIL. BIT11 (TAIL FIN T3)	40.000	1.000	3.749	1.875
(BXAAUK)	◁	AEDC TF 368 BODY-TAIL. BIT11 (TAIL FIN T3)	45.000	1.000	3.749	1.875

REFERENCE INFORMATION

SREF	7.0280	SQ. IN.
LREF	3.7490	IN.
BREF	1.8750	IN.
XMRP	.4500	IN.
YMRP	.0000	IN.
ZMRP	.0000	IN.
SCALE	.0000	

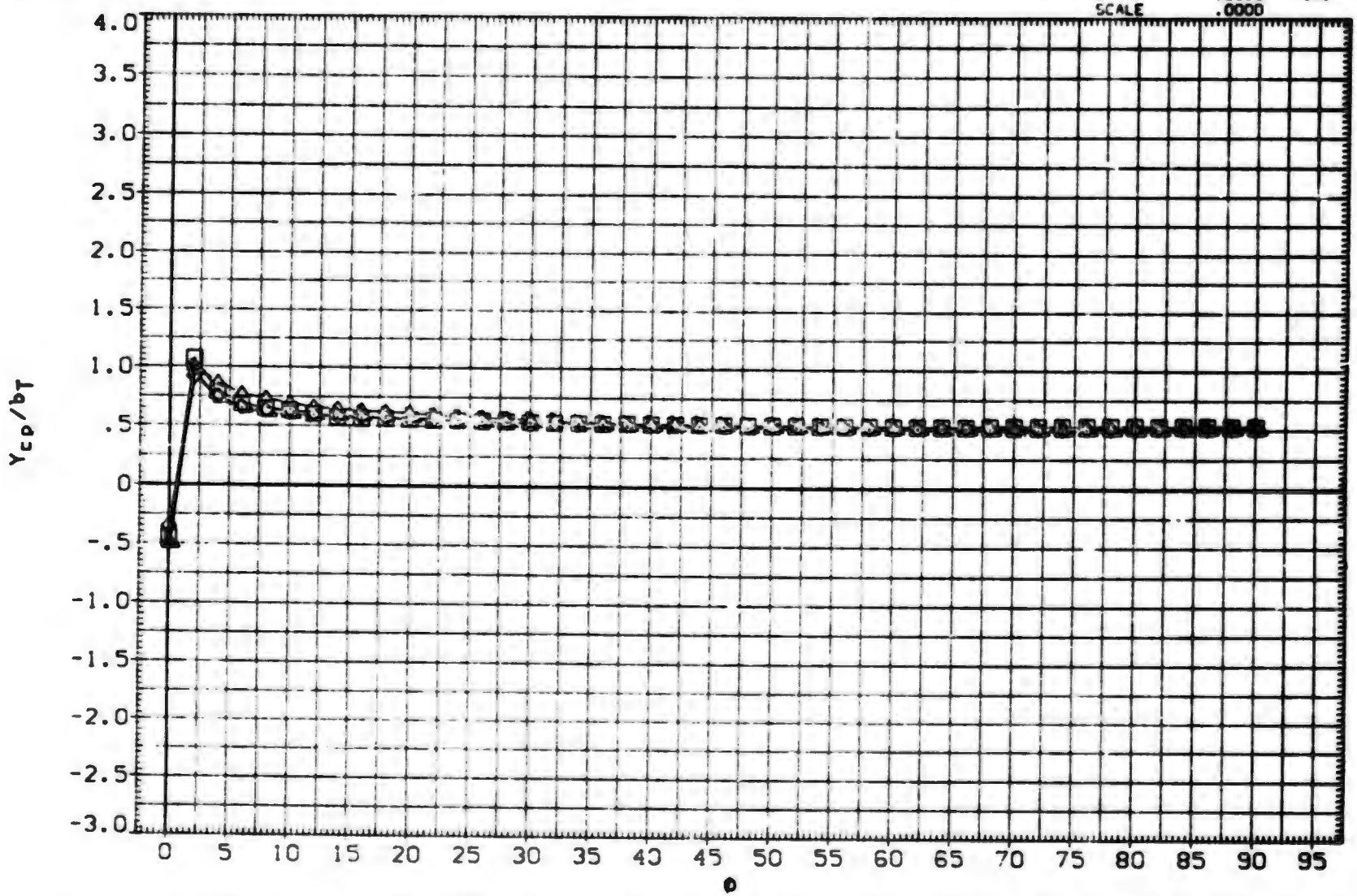

FIN AERODYNAMIC CHARACTERISTICS AS A FUNCTION OF ROLL ANGLE. BIT11 (FIN 3)

(E)MACH = 2.50

DATA SET	SYMBOL	CONFIGURATION DESCRIPTION	ALPHA	LAMBDA	RT.CRD	SEMSPN
(UXA309)	○	DATA NOT AVAILABLE	25.000	1.000	3.749	1.875
(BXAAUH)	□	AEDC TF 368 BODY-TAIL. BIT11 (TAIL FIN T3)	30.000	1.000	3.749	1.875
(BXAAUI)	◇	AEDC TF 368 BODY-TAIL. BIT11 (TAIL FIN T3)	35.000	1.000	3.749	1.875
(BXAAUJ)	◁	AEDC TF 368 BODY-TAIL. BIT11 (TAIL FIN T3)	40.000	1.000	3.749	1.875
(BXAAUK)	△	AEDC TF 368 BODY-TAIL. BIT11 (TAIL FIN T3)	45.000	1.000	3.749	1.875

REFERENCE INFORMATION

SREF	7.0280	SQ. IN.
LREF	3.7490	IN.
BREF	1.8750	IN.
XMRP	.4500	IN.
YMRP	.0000	IN.
ZMRP	.0000	IN.
SCALE	.0000	

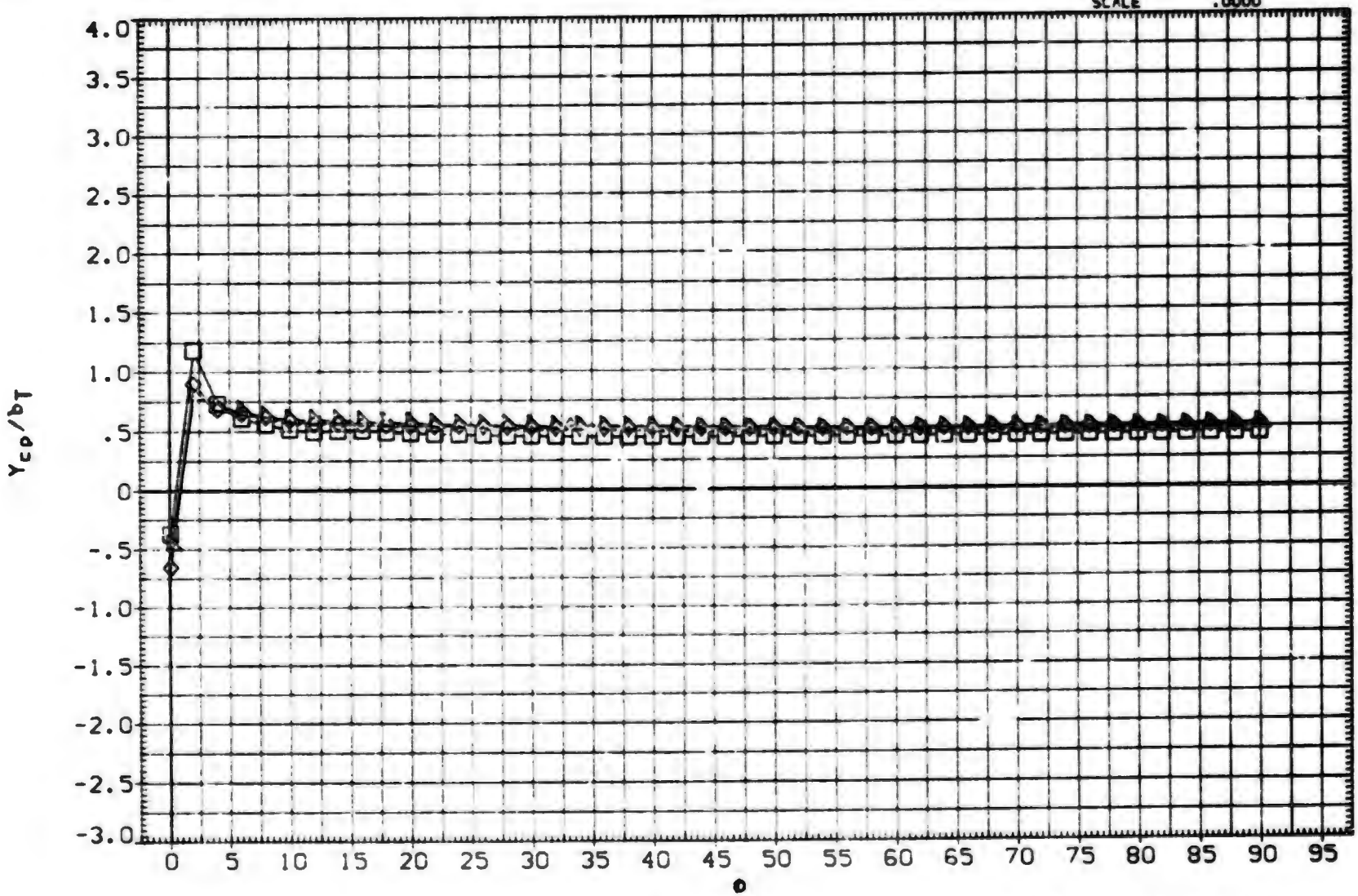

FIN AERODYNAMIC CHARACTERISTICS AS A FUNCTION OF ROLL ANGLE. BIT11 (FIN 3)

(F)MACH = 3.01

(MXA023) MDAC 261/AEDC 52 BODY-TAIL. B1T11 (TAIL FIN. T3)

SYMBOL	PHI
○	.000
□	15.000
◇	30.000
△	45.000

PARAMETRIC VALUES

MACH	.800	A.R.	1.000		
LAMBDA	1.000	RT.CRD	3.749		
SEMSPN	1.875	AREA	7.028		

DATASET	ALPHA	DATASET	ALPHA
MXA023	.000	MXA025	2.000
MXA026	4.000	MXA029	10.500
MXA031	14.800	IXA034	20.000
IXA309	25.000	IXA310	30.000
IXA311	35.000	IXA312	40.000
IXA313	45.000		

REFERENCE INFORMATION

SREF	7.0280	SQ.IN.
LREF	3.7490	IN.
BREF	1.8750	IN.
XMRP	.4500	IN.
YMRP	.0000	IN.
ZMRP	.0000	IN.
SCALE	.0000	

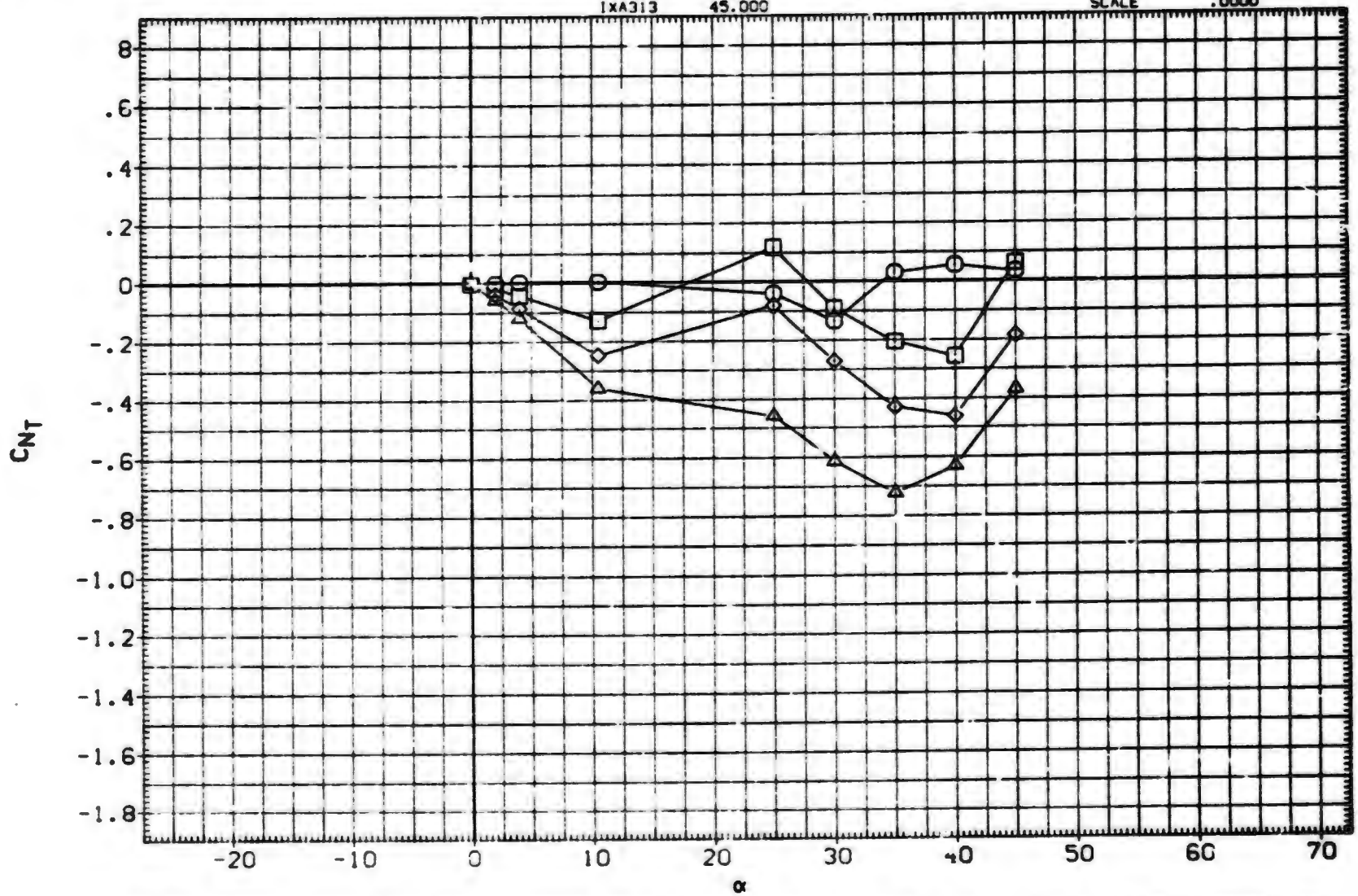

FIN AERODYNAMIC CHARACTERISTICS AS A FUNCTION OF ANGLE OF ATTACK. B1T11 (FIN 3)

(MXA023) MDAC 261/AEDC 52 BODY-TAIL. B1T11 (TAIL FIN. T3)

SYMBOL	PHI
○	60.000
□	75.000
◇	90.000

PARAMETRIC VALUES

MACH	.800	A.R.	1.000		
LAMBDA	1.000	RT.CRD	3.749		
SEMSPN	1.875	AREA	7.028		

DATASET	ALPHA	DATASET	ALPHA
MXA023	.000	MXA025	2.000
MXA026	4.000	MXA029	10.500
MXA031	14.800	IXA034	20.000
IXA309	25.000	IXA310	30.000
IXA311	35.000	IXA312	40.000
IXA313	45.000		

REFERENCE INFORMATION

SREF	7.0280	SQ. IN.
LREF	3.7490	IN.
BREF	1.8750	IN.
XMRP	.4500	IN.
YMRP	.0000	IN.
ZMRP	.0000	IN.
SCALE	.0000	

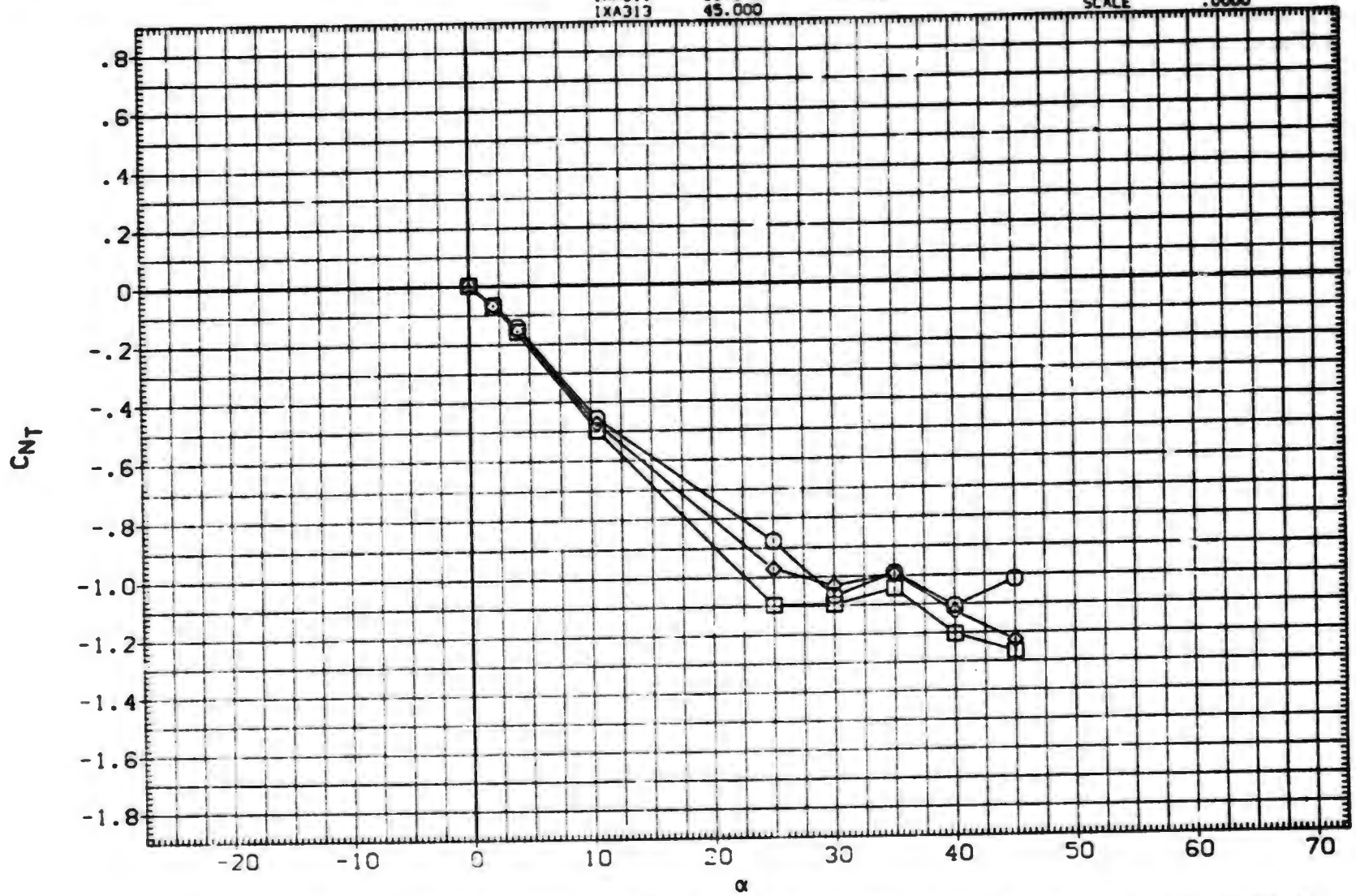

FIN AERODYNAMIC CHARACTERISTICS AS A FUNCTION OF ANGLE OF ATTACK. B1T11 (FIN 3)

(MXA023) MDAC 261/AEDC 52 BODY-TAIL, B1T11 (TAIL FIN, T3)

SYMBOL	PHI
○	.000
□	15.000
◇	30.000
△	45.000

PARAMETRIC VALUES

MACH	1.000	A.R.	1.000		
LAMBDA	1.000	RT.CRD	3.749		
SEMSPN	1.875	AREA	7.028		

DATASET	ALPHA	DATASET	ALPHA
MXA023	.000	MXA025	2.000
MXA026	4.000	MXA029	10.500
MXA031	14.800	IXA034	20.000
IXA309	25.000	IXA310	30.000
IXA311	35.000	IXA312	40.000
IXA313	45.000		

REFERENCE INFORMATION

SREF	7.0280	SQ. IN.
LREF	3.7490	IN.
BREF	1.8750	IN.
XMRP	.4500	IN.
YMRP	.0000	IN.
ZMRP	.0000	IN.
SCALE	.0000	

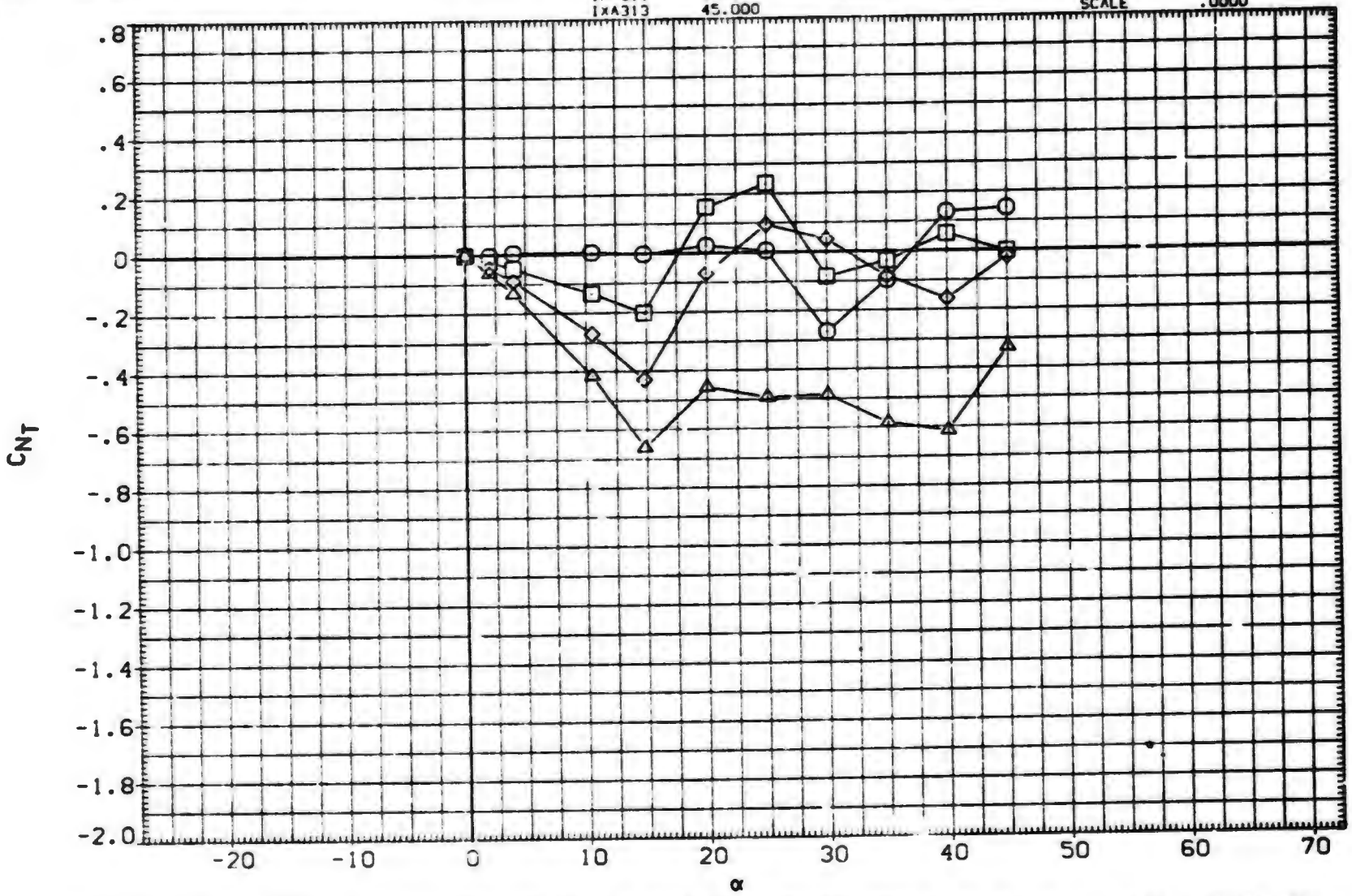

FIN AERODYNAMIC CHARACTERISTICS AS A FUNCTION OF ANGLE OF ATTACK, B1T11 (FIN 3)

(MXA023) MDAC 261/AEDC 52 BODY-TAIL. B1T11 (TAIL FIN. T3)

SYMBOL	PHI
○	60.000
□	75.000
◇	90.000

PARAMETRIC VALUES

MACH	1.000	A.R.	1.000		
LAMBDA	1.000	RT.CRD	3.749		
SEMSPN	1.875	AREA	7.028		

DATASET	ALPHA	DATASET	ALPHA
MXA023	.000	MXA025	2.000
MXA026	4.000	MXA029	10.500
MXA031	14.800	IXA034	20.000
IXA309	25.000	IXA310	30.000
IXA311	35.000	IXA312	40.000
IXA313	45.000		

REFERENCE INFORMATION

SREF	7.0280	SQ.IN.
LREF	3.7490	IN.
BREF	1.8750	IN.
XMRP	.4500	IN.
YMRP	.0000	IN.
ZMRP	.0000	IN.
SCALE	.0000	

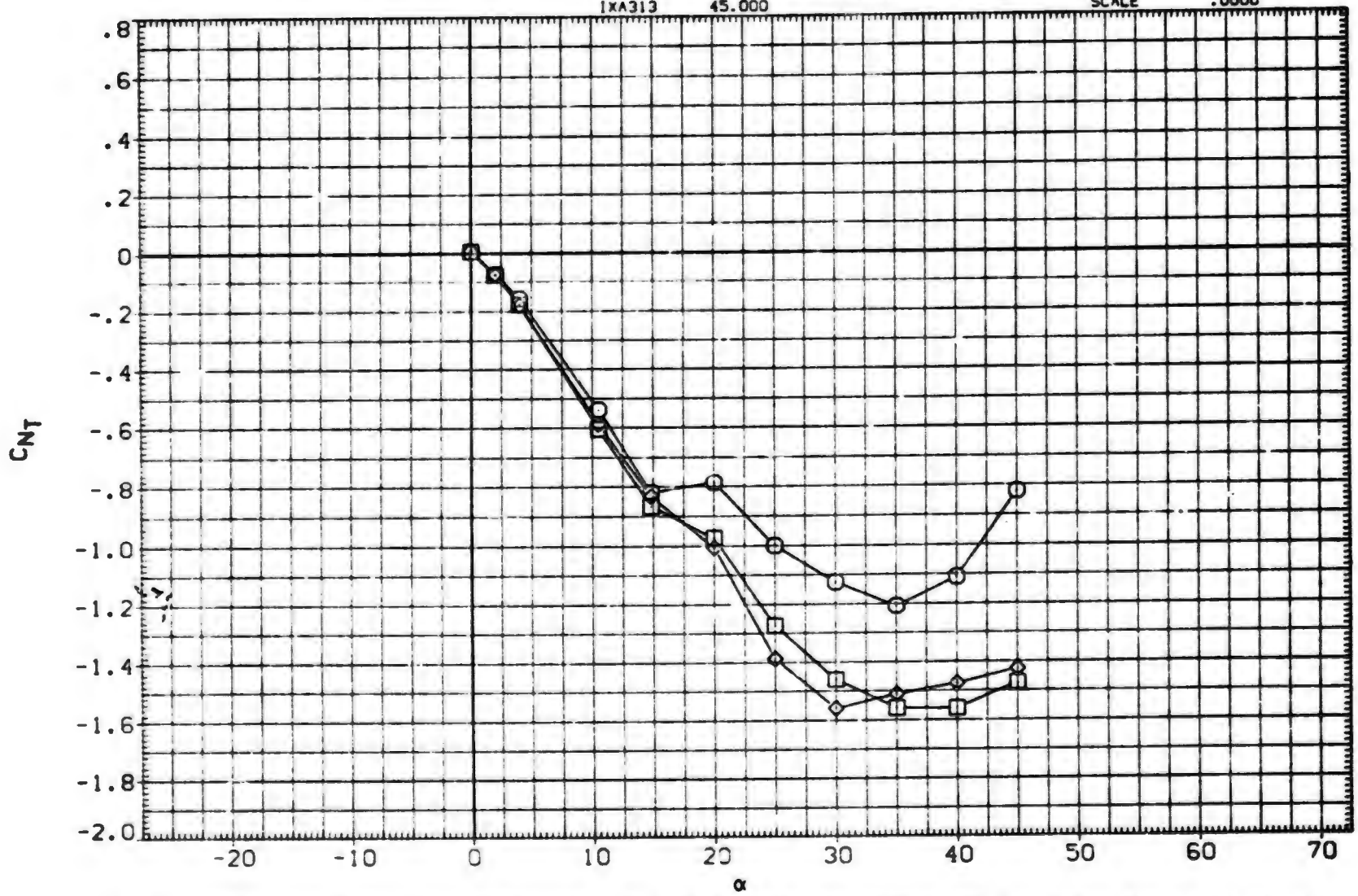

FIN AERODYNAMIC CHARACTERISTICS AS A FUNCTION OF ANGLE OF ATTACK. B1T11 (FIN 3)

(MXA023) MDAC 261/AEDC 52 BODY-TAIL. B1T11 (TAIL FIN. T3)

SYMBOL	PHI
○	.000
□	15.000
◇	30.000
△	45.000

PARAMETRIC VALUES

MACH	1.200	A.R.	1.000	
LAMBDA	1.000	RT.CRD	3.749	
SEMSPN	1.875	AREA	7.028	

DATASET	ALPHA	DATASET	ALPHA
MXA023	.000	MXA025	2.000
MXA026	4.000	MXA029	10.500
MXA031	14.800	IXA034	20.000
IXA309	25.000	IXA310	30.000
IXA311	35.000	IXA312	40.000
IXA313	45.000		

REFERENCE INFORMATION

SREF	7.0280	SQ. IN.
LREF	3.7490	IN.
BREF	1.8750	IN.
XMRP	.4500	IN.
YMRP	.0000	IN.
ZMRP	.0000	IN.
SCALE	.0000	

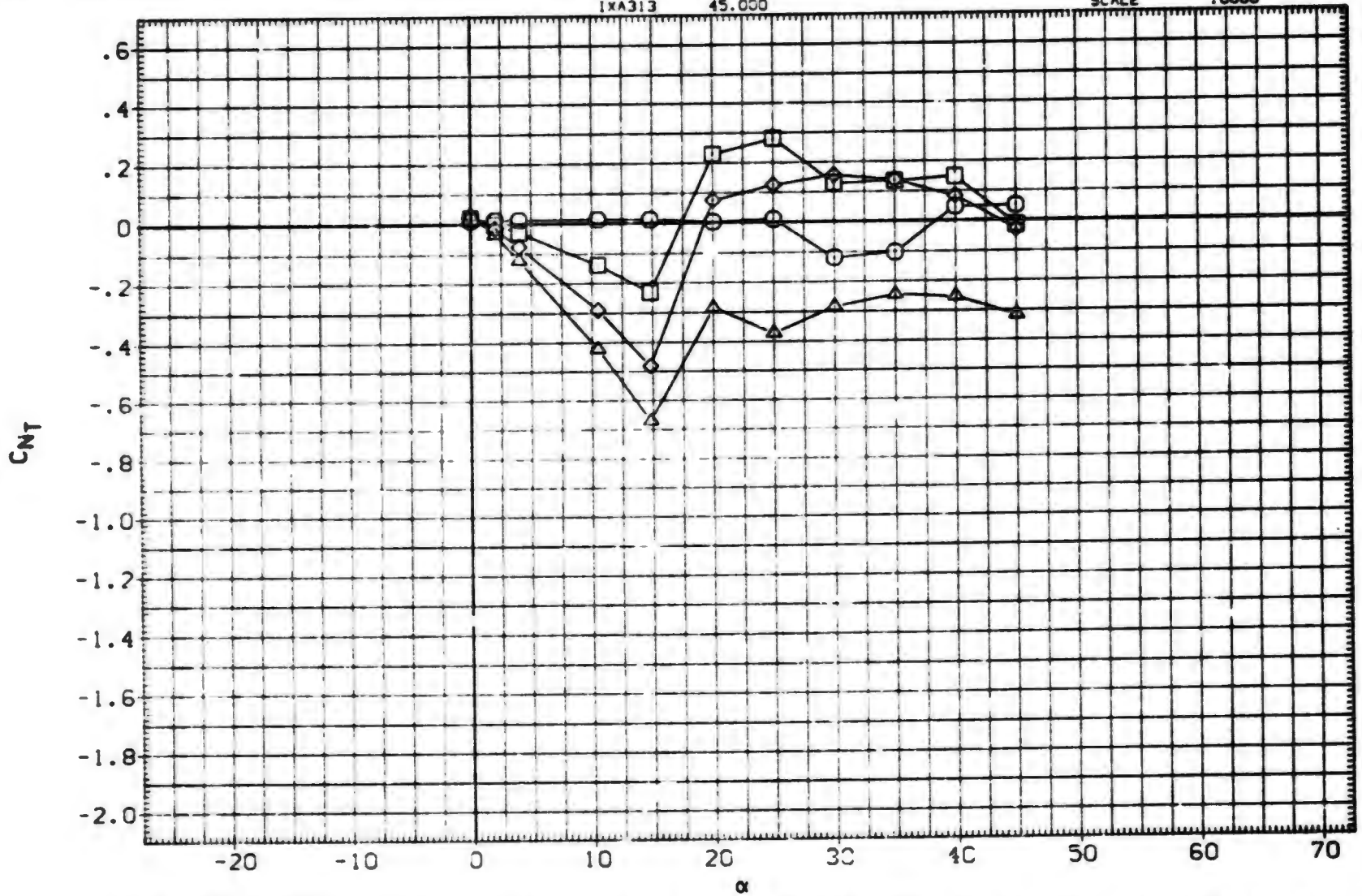

FIN AERODYNAMIC CHARACTERISTICS AS A FUNCTION OF ANGLE OF ATTACK. B1T11 (FIN 3)

(MXA023) MDAC 261/AEDC 52 BODY-TAIL. B1T11 (TAIL FIN. T3)

SYMBOL	PHI
○	60.000
□	75.000
◇	90.000

PARAMETRIC VALUES

MACH	1.200	A.R.	1.000		
LAMBDA	1.000	RT.CRD	3.749		
SEMSPN	1.875	AREA	7.028		

DATASET	ALPHA	DATASET	ALPHA
MXA023	.000	MXA025	2.000
MXA026	4.000	MXA029	10.500
MXA031	14.800	IXA034	20.000
IXA309	25.000	IXA310	30.000
IXA311	35.000	IXA312	40.000
IXA313	45.000		

REFERENCE INFORMATION

SREF	7.0280	90. IN.
LREF	3.7490	IN.
BREF	1.8750	IN.
XMRP	.4500	IN.
YMRP	.0000	IN.
ZMRP	.0000	IN.
SCALE	.0000	

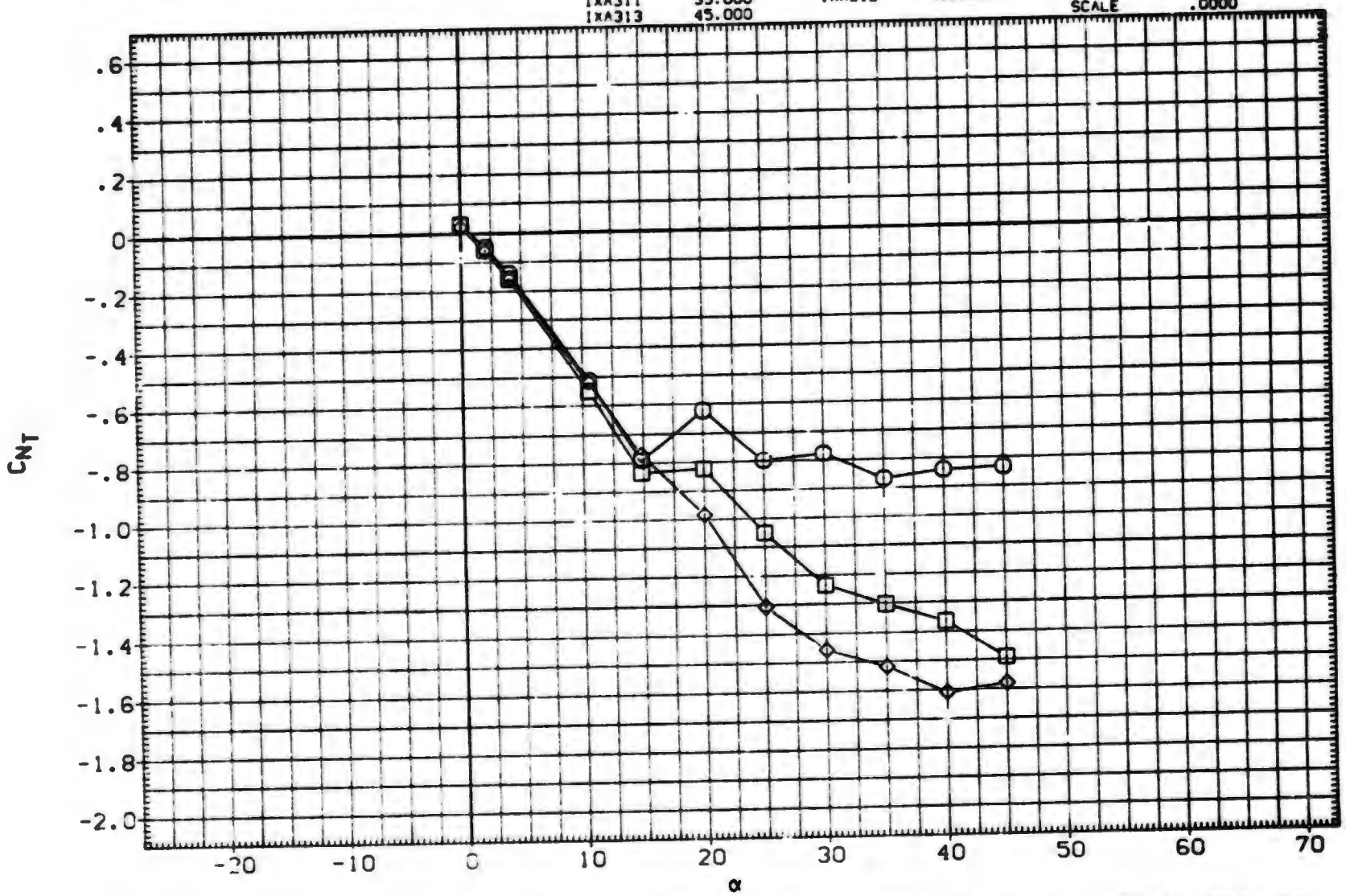

FIN AERODYNAMIC CHARACTERISTICS AS A FUNCTION OF ANGLE OF ATTACK. B1T11 (FIN 3)

(MXA023) MDAC 261/AEDC 52 BODY-TAIL, B1T11 (TAIL FIN, T3)

SYMBOL	PHI
○	.000
□	15.000
◇	30.000
△	45.000

PARAMETRIC VALUES

MACH	1.760	A.R.	1.000		
LAMBDA	1.000	RT.CRD	3.749		
SEMSPN	1.875	AREA	7.028		

DATASET	ALPHA	DATASET	ALPHA
MXA023	.000	MXA025	2.000
MXA026	4.000	MXA029	10.500
MXA031	14.800	IXA034	20.000
IXA309	25.000	IXA310	30.000
IXA311	35.000	IXA312	40.000
IXA313	45.000		

REFERENCE INFORMATION

SREF	7.0280	SQ. IN.
LREF	3.7490	IN.
BREF	1.8750	IN.
XMRP	.4500	IN.
YMRP	.0000	IN.
ZMRP	.0000	IN.
SCALE	.0000	

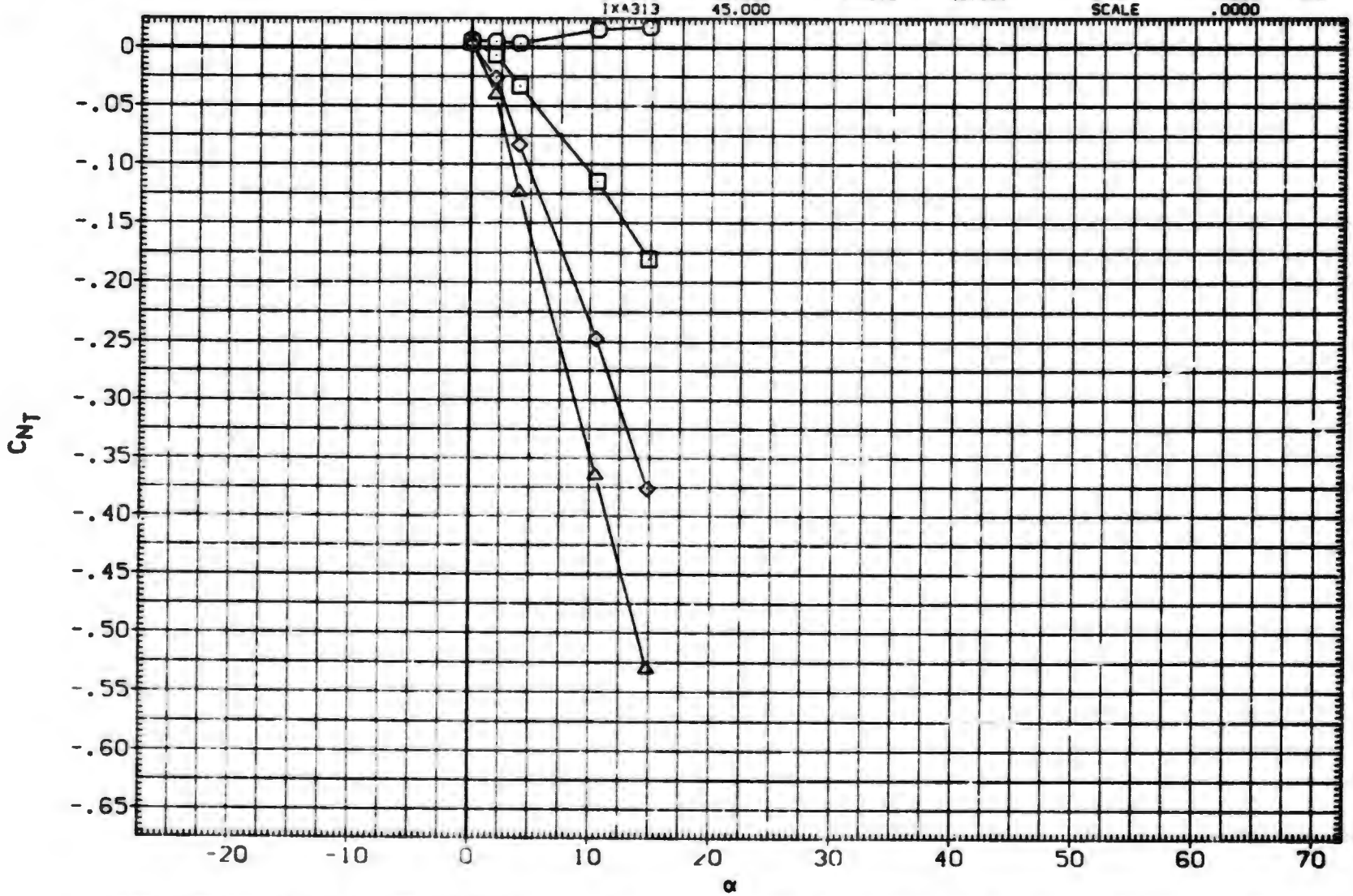

FIN AERODYNAMIC CHARACTERISTICS AS A FUNCTION OF ANGLE OF ATTACK, B1T11 (FIN 3)

(MXA023) MDAC 261/AEDC 52 BODY-TAIL, B1T11 (TAIL FIN, T3)

SYMBOL	PHI
○	60.000
□	75.000
◇	90.000

PARAMETRIC VALUES

MACH	1.760	A.R.	1.000		
LAMBDA	1.000	RT.CRD	3.749		
SEMSPN	1.875	AREA	7.028		

DATASET	ALPHA	DATASET	ALPHA
MXA023	.000	MXA025	2.000
MXA026	4.000	MXA029	10.500
MXA031	14.800	IXA034	20.000
IXA309	25.000	IXA310	30.000
IXA311	35.000	IXA312	40.000
IXA313	45.000		

REFERENCE INFORMATION

SREF	7.0280	90. IN.
LREF	3.7490	IN.
BREF	1.8750	IN.
XMRP	.4500	IN.
YMRP	.0000	IN.
ZMRP	.0000	IN.
SCALE	.0000	

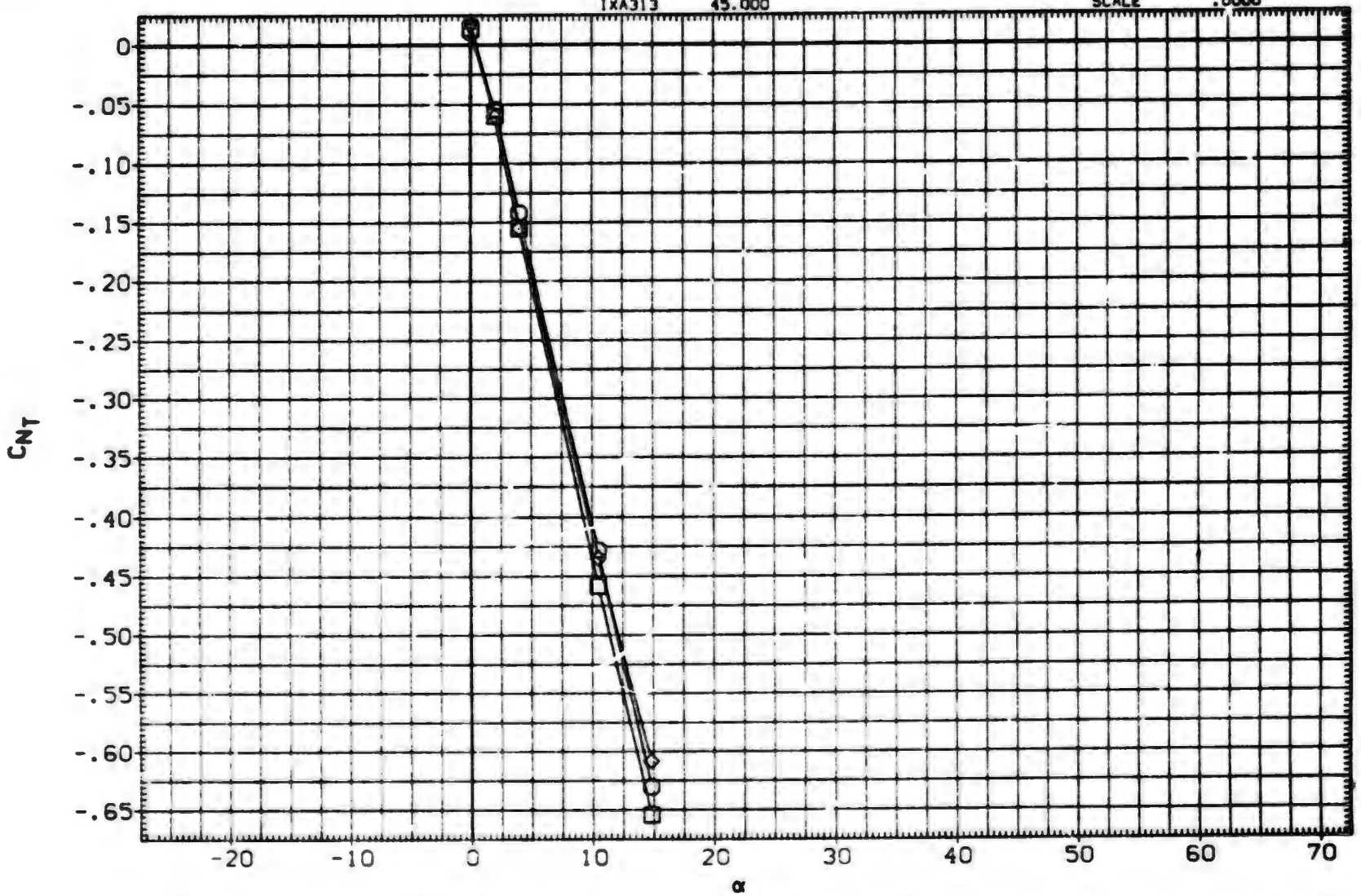

FIN AERODYNAMIC CHARACTERISTICS AS A FUNCTION OF ANGLE OF ATTACK, B1T11 (FIN 3)

(NXA023) MDAC 261/AEDC 52 BODY-TAIL, B1T11 (TAIL FIN, T3)

SYMBOL	PHI
○	.000
□	15.000
◇	30.000
△	45.000

PARAMETRIC VALUES

MACH	2.000	A.R.	1.000		
LAMBDA	1.000	RT.CRD	3.749		
SEMSPN	1.875	AREA	7.028		

DATASET	ALPHA	DATASET	ALPHA
NXA023	.000	NXA025	2.000
NXA026	4.000	NXA029	10.500
NXA031	14.800	LXA042	30.000
LXA044	34.000	LXA047	40.800
LXA050	45.200		

REFERENCE INFORMATION

SREF	7.0280	SQ.IN.
LREF	3.7490	IN.
BREF	1.8750	IN.
XMRP	.4500	IN.
YMRP	.0000	IN.
ZMRP	.0000	IN.
SCALE	.0000	

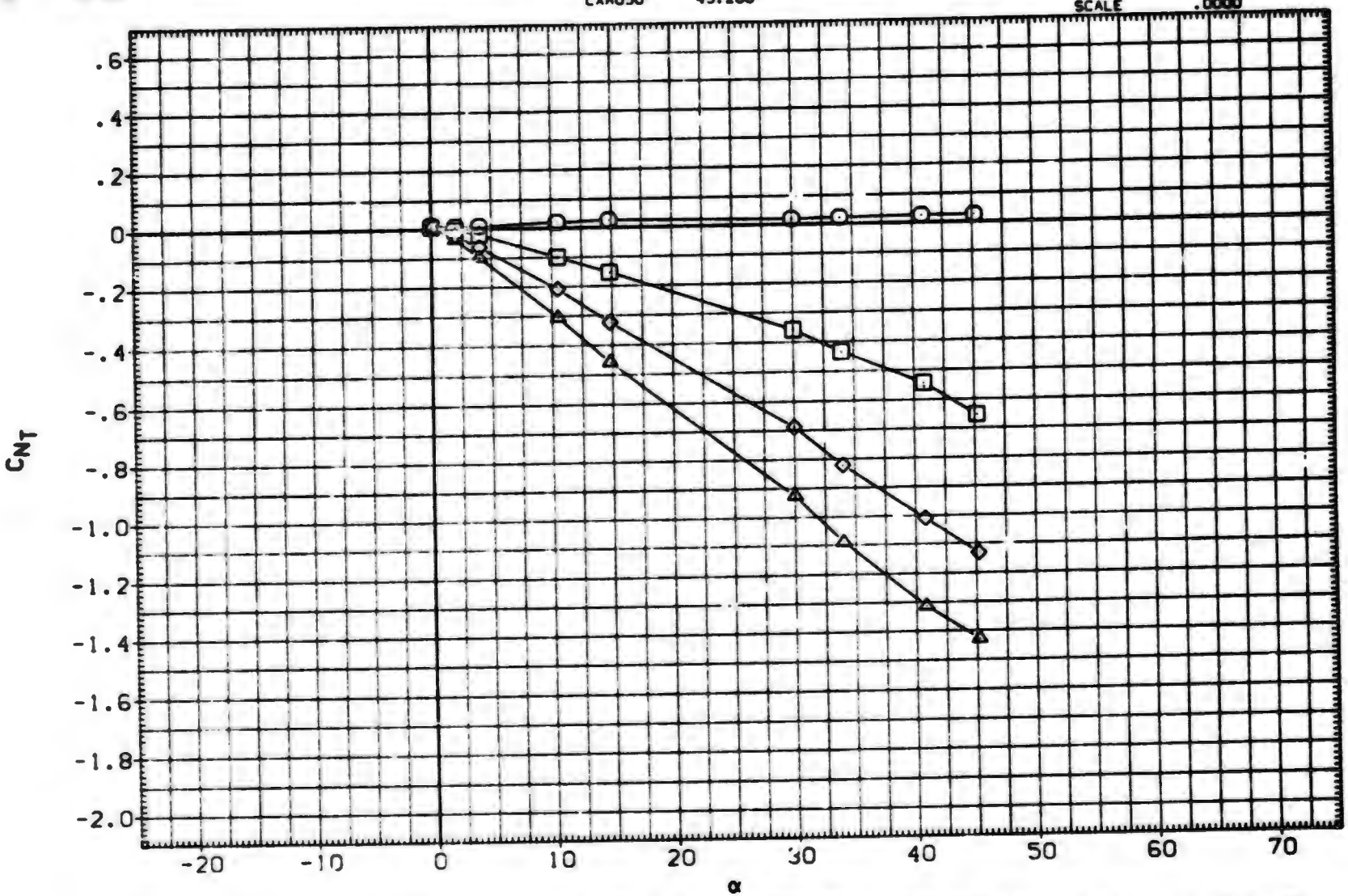

FIN AERODYNAMIC CHARACTERISTICS AS A FUNCTION OF ANGLE OF ATTACK, B1T11 (FIN 3)

(NXA023) MDAC 261/AEDC 52 BODY-TAIL. B1T11 (TAIL FIN. T3)

SYMBOL	PHI
○	60.000
□	75.000
◇	90.000

PARAMETRIC VALUES

MACH	2.000	A.R.	1.000		
LAMBDA	1.000	RT.CRD	3.749		
SEMSPN	1.875	AREA	7.028		

DATASET	ALPHA	DATASET	ALPHA
NXA023	.000	NXA025	2.000
NXA026	4.000	NXA029	10.500
NXA031	14.800	LXA042	30.000
LXA044	34.000	LXA047	40.800
LXA050	45.200		

REFERENCE INFORMATION

SREF	7.0280	SQ.IN.
LREF	3.7490	IN.
BREF	1.8750	IN.
XMRP	.4500	IN.
YMRP	.0000	IN.
ZMRP	.0000	IN.
SCALE	.0000	

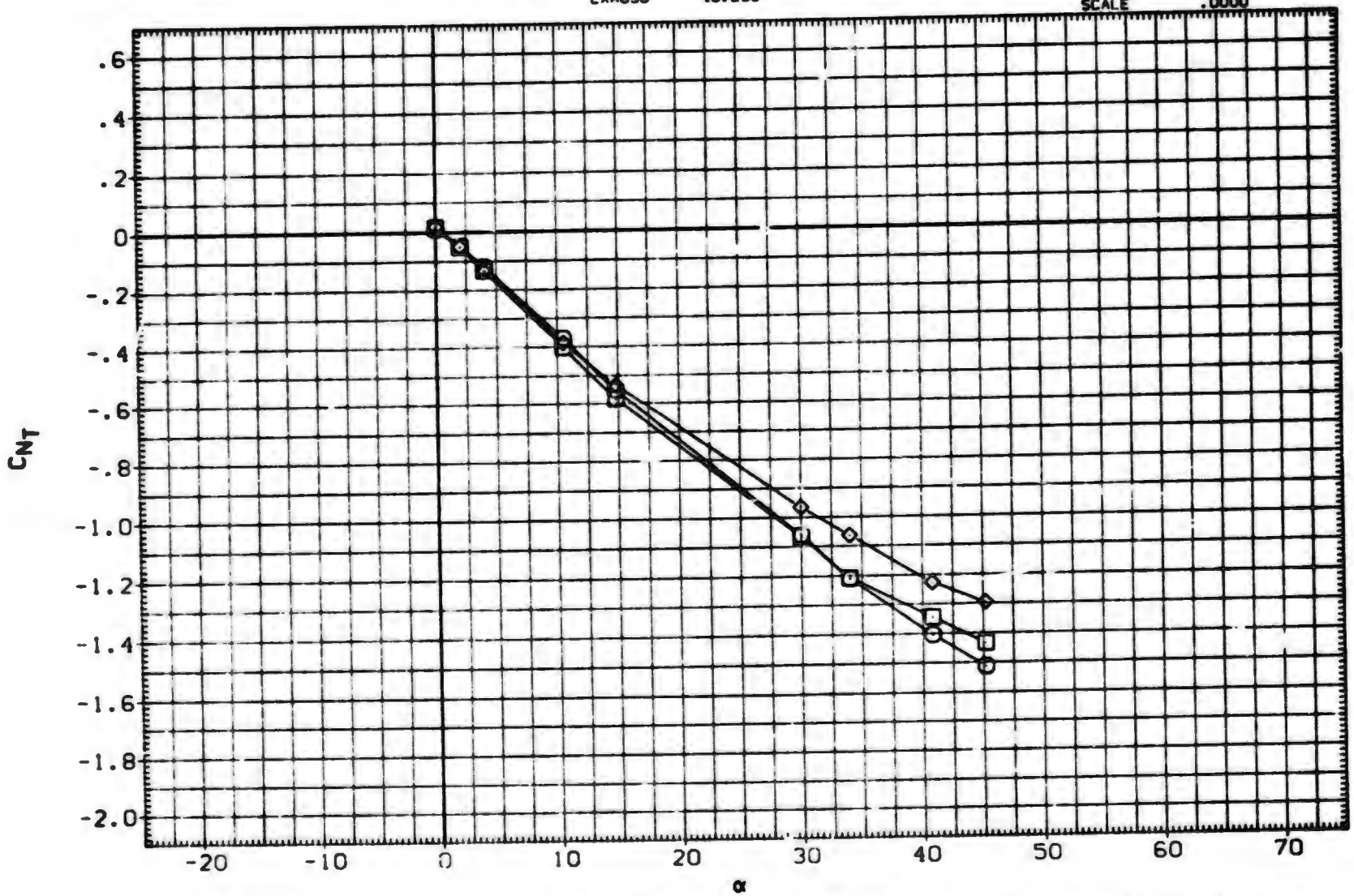

FIN AERODYNAMIC CHARACTERISTICS AS A FUNCTION OF ANGLE OF ATTACK. B1T11 (FIN 3)

(NXA023) MDAC 261/AEDC 52 BODY-TAIL, B1T11 (TAIL FIN, T3)

SYMBOL	PHI
○	.000
□	15.000
◇	30.000
△	45.000

PARAMETRIC VALUES

MACH	2.500	A.R.	1.000		
LAMBDA	1.000	RT.CRD	3.749		
SEMSPN	1.875	AREA	7.028		

DATASET	ALPHA	DATASET	ALPHA
NXA023	.000	NXA025	2.000
NXA026	4.000	NXA029	10.500
NXA031	14.800	LXA042	30.000
LXA044	34.000	LXA047	40.800
LXA050	45.200		

REFERENCE INFORMATION

SREF	7.0280	SQ. IN.
LREF	3.7490	IN.
BREF	1.8750	IN.
XMRP	.4500	IN.
YMRP	.0000	IN.
ZMRP	.0000	IN.
SCALE	.0000	

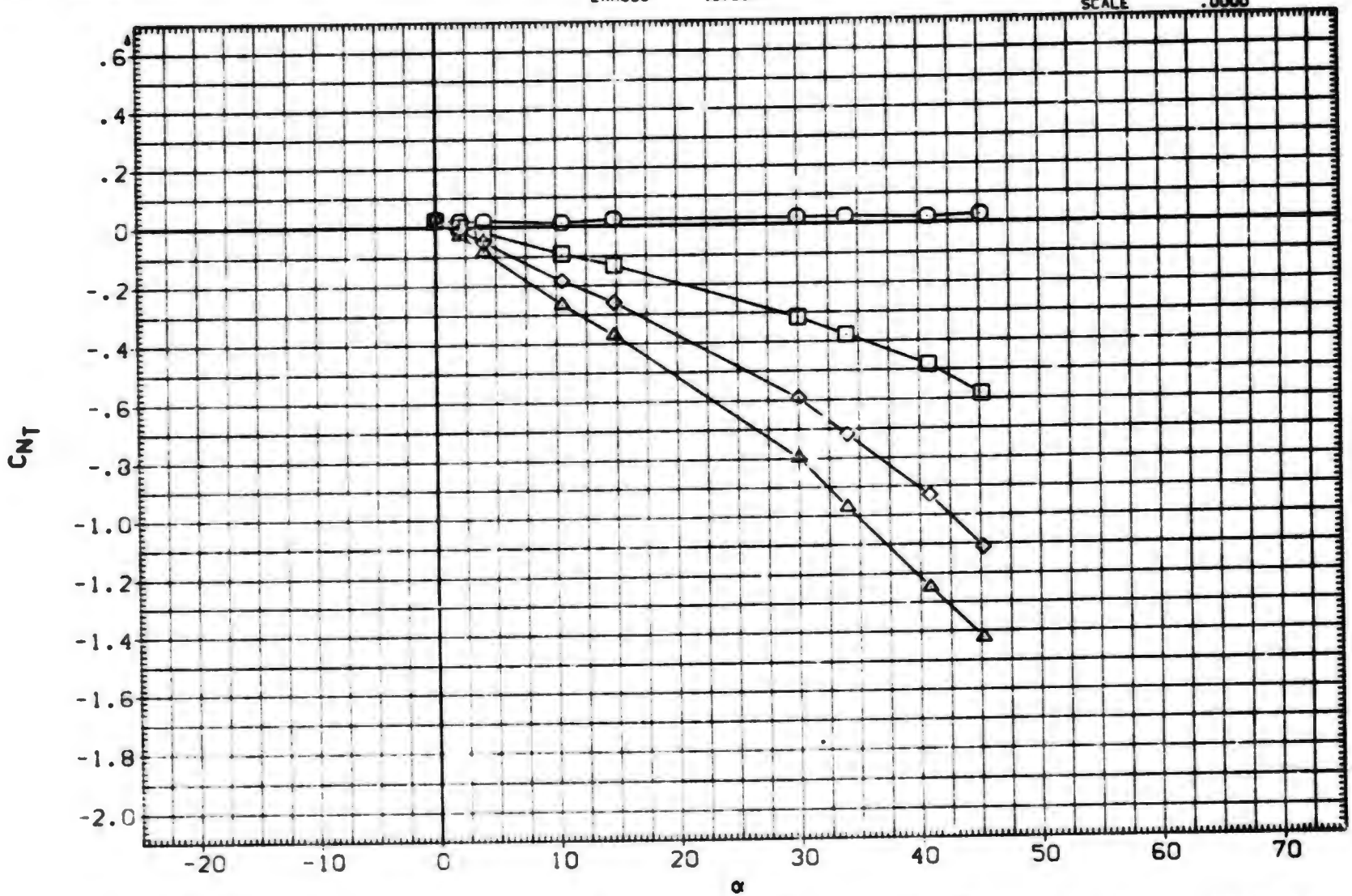

FIN AERODYNAMIC CHARACTERISTICS AS A FUNCTION OF ANGLE OF ATTACK, B1T11 (FIN 3)

(NXA023) MDAC 261/AEDC 52 BODY-TAIL. BIT11 (TAIL FIN. T3)

SYMBOL	PHI
○	60.000
□	75.000
◇	90.000

PARAMETR C VALUES

MACH	2.500	A.R.	1.000
LAMBDA	1.000	RT.CRD	3.749
SEMSPN	1.875	AREA	7.028

DATASET	ALPHA	DATASET	ALPHA
NXA023	.000	NXA025	2.000
NXA026	4.000	NXA029	10.500
NXA031	14.800	LXA042	30.000
LXA044	34.000	LXA047	40.800
LXA050	45.200		

REFERENCE INFORMATION

SREF	7.0280	SQ. IN.
LREF	3.7490	IN.
BREF	1.8750	IN.
XMRP	.4500	IN.
YMRP	.0000	IN.
ZMRP	.0000	IN.
SCALE	.0000	

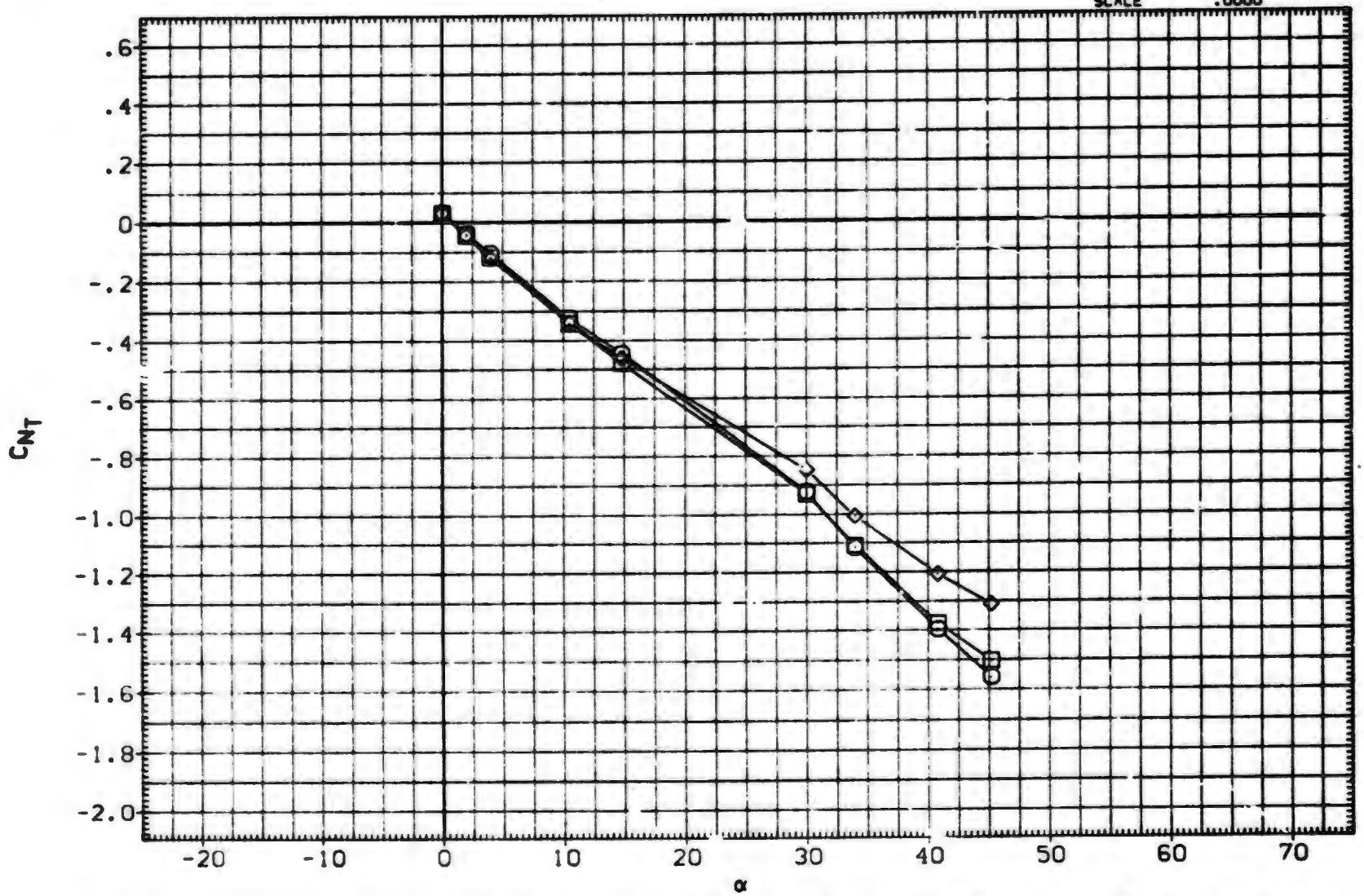

FIN AERODYNAMIC CHARACTERISTICS AS A FUNCTION OF ANGLE OF ATTACK. BIT11 (FIN 3)

(NXA023) MDAC 261/AEDC 52 BODY-TAIL. B1T11 (TAIL FIN. T3)

SYMBOL	PHI
○	.000
□	15.000
◇	30.000
△	45.000

PARAMETRIC VALUES

MACH	3.010	A.R.	1.000		
LAMBDA	1.000	RT.CRD	3.749		
SEMSPN	1.875	AREA	7.028		

DATASET	ALPHA	DATASET	ALPHA
NXA023	.000	NXA025	2.000
NXA026	4.000	NXA029	10.500
NXA031	14.800	LXA042	30.000
LXA044	34.000	LXA047	40.800
LXA050	45.200		

REFERENCE INFORMATION

SREF	7.0280	90.IN.
LREF	3.7490	IN.
BREF	1.8750	IN.
XMRP	.4500	IN.
YMRP	.0000	IN.
ZMRP	.0000	IN.
SCALE	.0000	

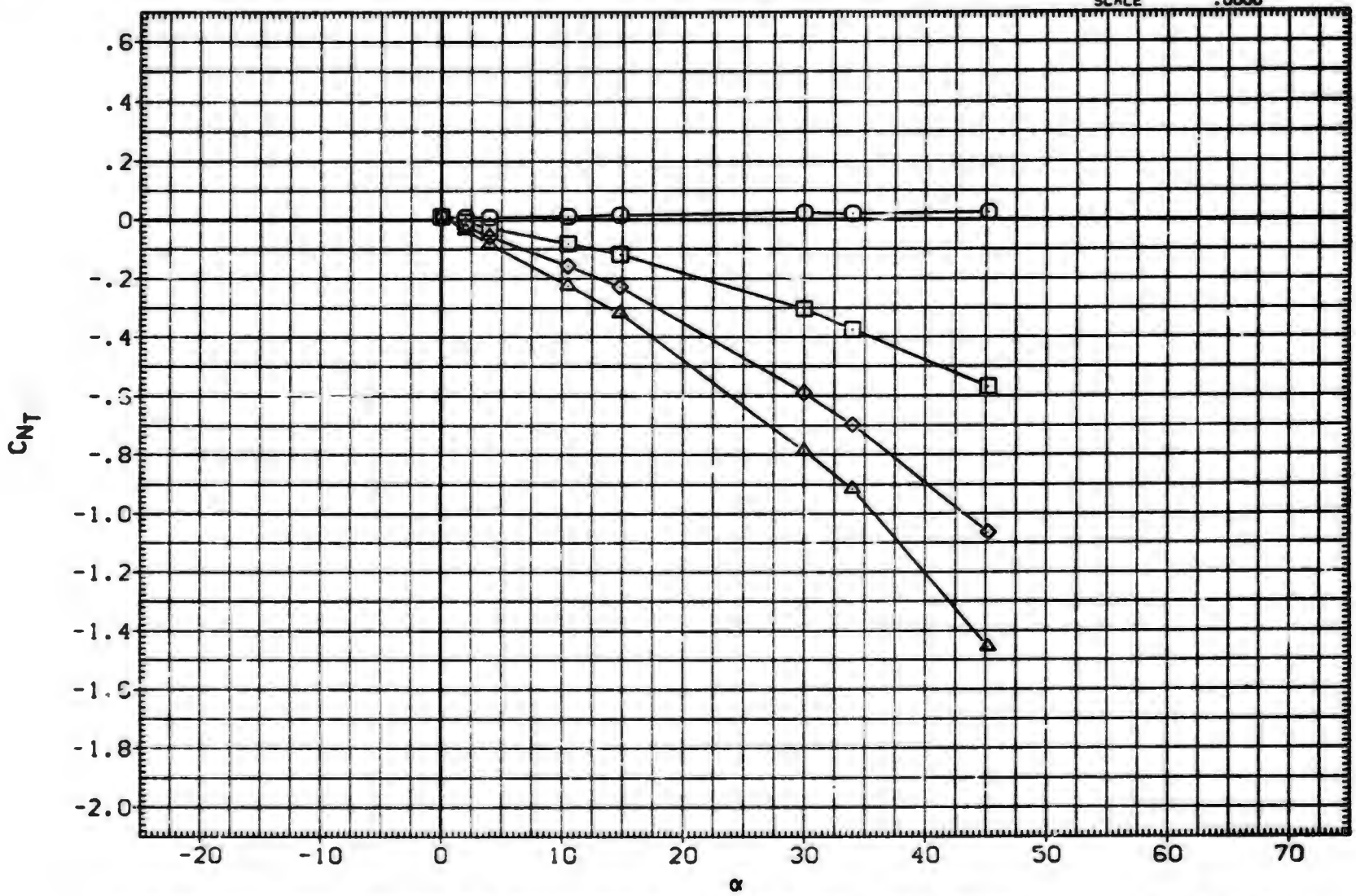

FIN AERODYNAMIC CHARACTERISTICS AS A FUNCTION OF ANGLE OF ATTACK. B1T11 (FIN 3)

(NXA023) MDAC 261/AEDC 52 BODY-TAIL. B1T11 (TAIL FIN. T3)

SYMBOL	PHI	PARAMETRIC VALUES				DATASET	ALPHA	DATASET	ALPHA
○	60.000	MACH	3.010	A.R.	1.000	NXA023	.000	NXA025	2.000
□	75.000	LAMBDA	1.000	RT.CRD	3.749	NXA026	4.000	NXA029	10.500
◇	90.000	SEMSPN	1.875	AREA	7.028	NXA031	14.800	LXA042	30.000
						LXA044	34.000	LXA047	40.800
						LXA050	45.200		

REFERENCE INFORMATION

SREF	7.0280	SQ.IN.
LREF	3.7490	IN.
BREF	1.8750	IN.
XMRP	.4500	IN.
YMRP	.0000	IN.
ZMRP	.0000	IN.
SCALE	.0000	

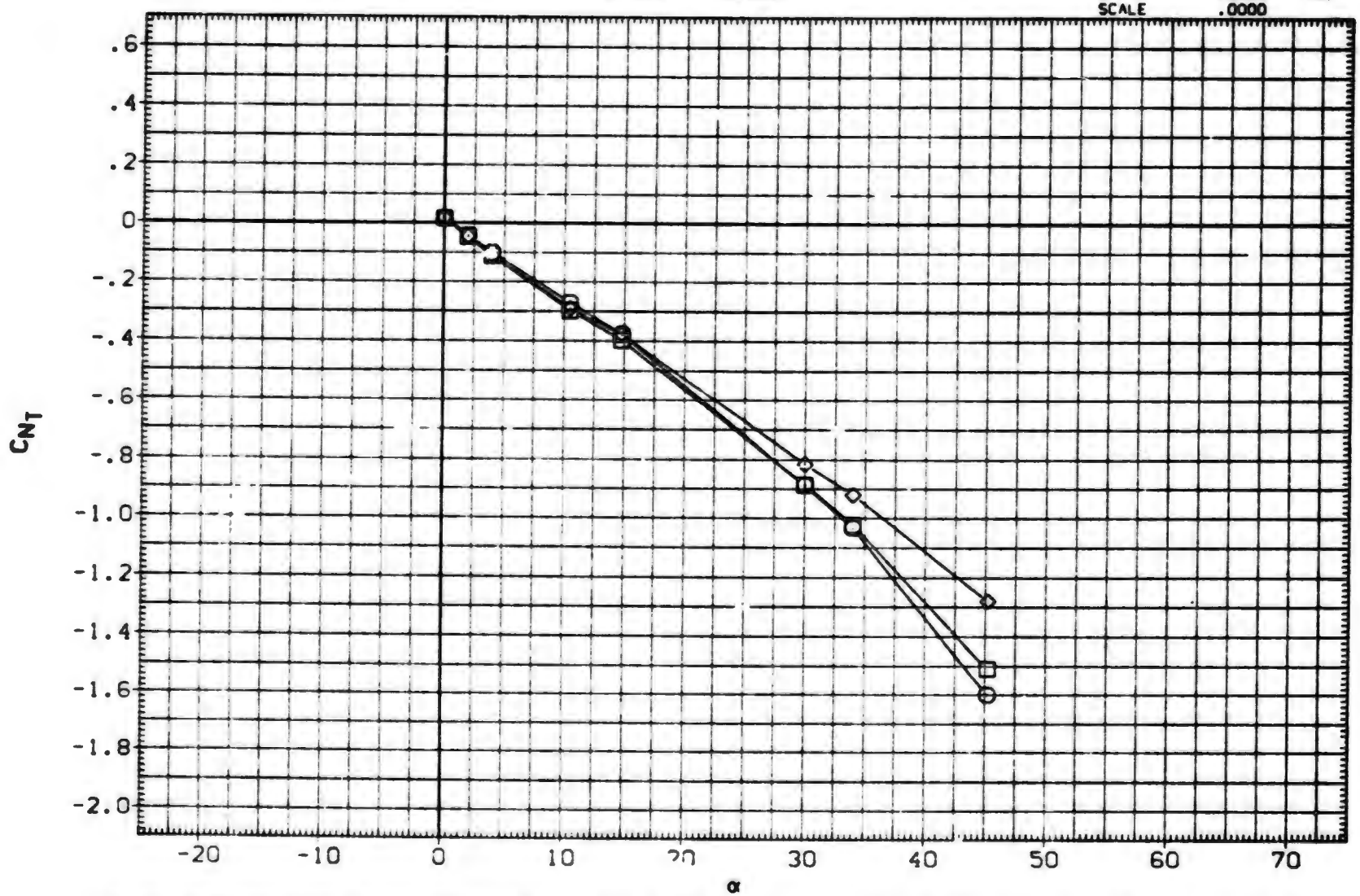

FIN AERODYNAMIC CHARACTERISTICS AS A FUNCTION OF ANGLE OF ATTACK. B1T11 (FIN 3)

DATA SET	SYMBOL	CONFIGURATION DESCRIPTION	ALPHA	LAMBDA	RT.CRD	SEMSPN
(DXAATH)	○	AEDC TF 368 BODY-TAIL. B1T11 (TAIL FIN T1)	30.000	1.000	3.749	1.875
(DXAALH)	□	AEDC TF 368 BODY-TAIL. B1T11 (TAIL FIN T4)	30.000	1.000	3.749	1.875

REFERENCE INFORMATION

SREF	7.0280	SQ. IN.
LREF	3.7490	IN.
BREF	1.8750	IN.
XMRP	.4500	IN.
YMRP	.0000	IN.
ZMRP	.0000	IN.
SCALE	.0000	

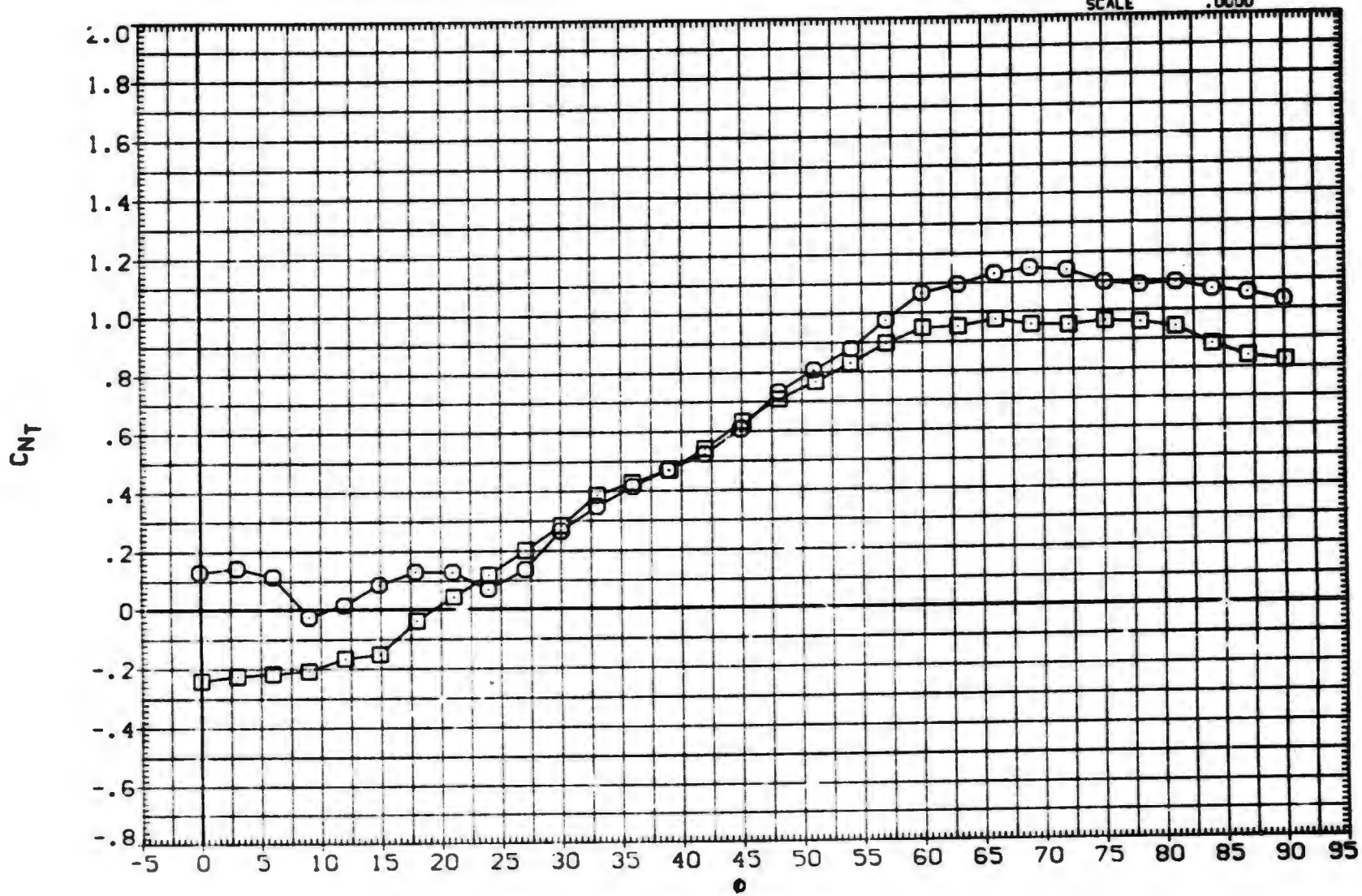

FIN NORMAL FORCE AS A FUNCTION OF ROLL ANGLE. B1T11

(A)MACH = .80

DATA SET	SYMBOL	CONFIGURATION DESCRIPTION	ALPHA	LAMBDA	RT.CRD	SEMSPN
(DXAATH)	○	AEDC TF 368 BODY-TAIL. B1T11 (TAIL FIN T1)	30.000	1.000	3.749	1.875
(DXAALH)	□	AEDC TF 368 BODY-TAIL. B1T11 (TAIL FIN T4)	30.000	1.000	3.749	1.875

REFERENCE INFORMATION

SREF	7.0280	SQ.IN.
LREF	3.7490	IN.
BREF	1.8750	IN.
XMRP	.4500	IN.
YMRP	.0000	IN.
ZMRP	.0000	IN.
SCALE	.0000	

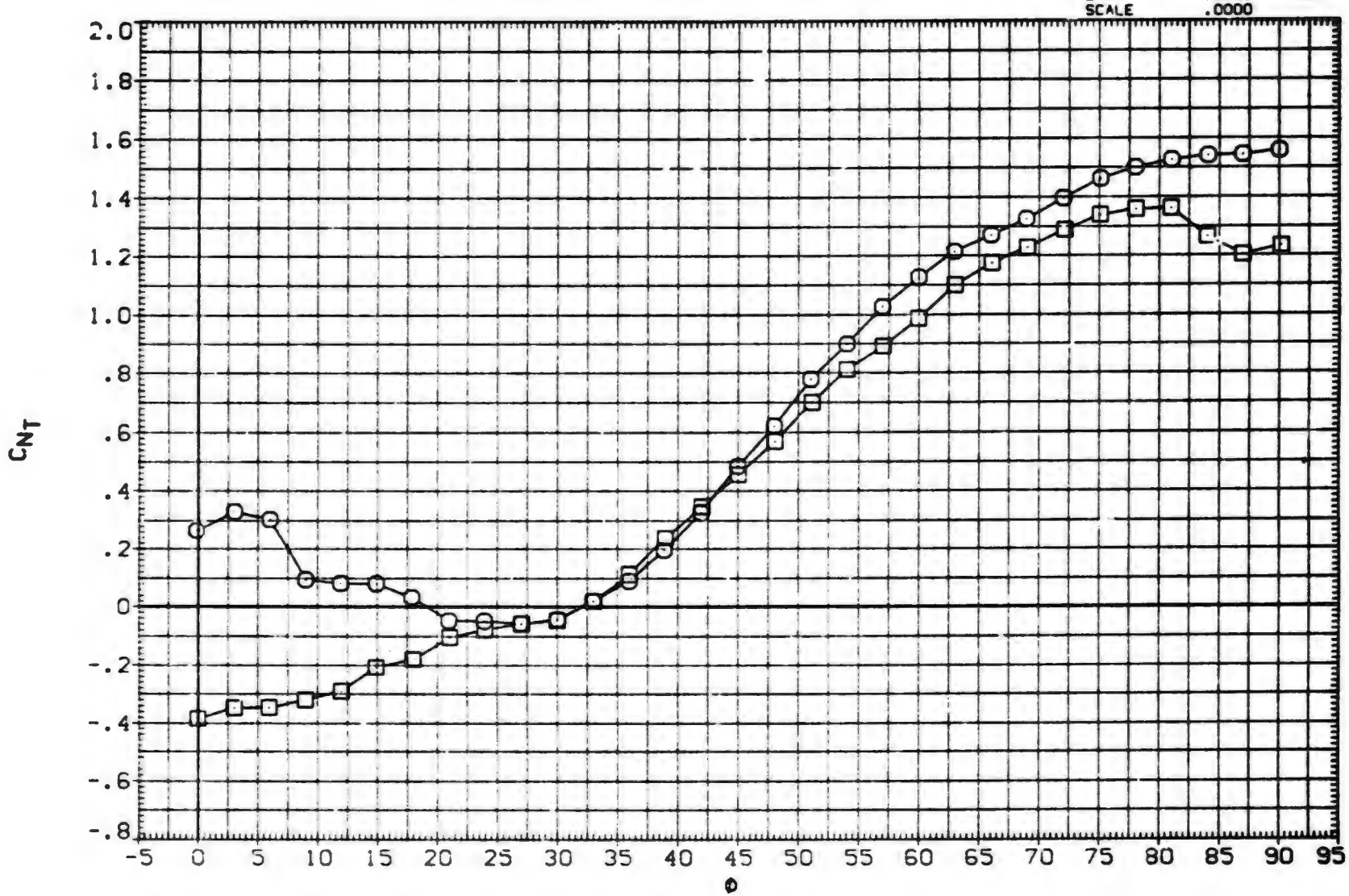

FIN NORMAL FORCE AS A FUNCTION OF ROLL ANGLE. B1T11

(B)MACH = 1.00

DATA SET	SYMBOL	CONFIGURATION DESCRIPTION	ALPHA	LAMBDA	RT.CRD	SEMSPN
(DXAATH)	○	AEDC TF 368 BODY-TAIL. BITII (TAIL FIN T1)	30.000	1.000	3.749	1.875
(DXAALH)	□	AEDC TF 368 BODY-TAIL. BITII (TAIL FIN T4)	30.000	1.000	3.749	1.875

REFERENCE INFORMATION

SREF	7.0280	SQ. IN.
LREF	3.7490	IN.
BREF	1.8750	IN.
XMRP	.4500	IN.
YMRP	.0000	IN.
ZMRP	.0000	IN.
SCALE	.0000	

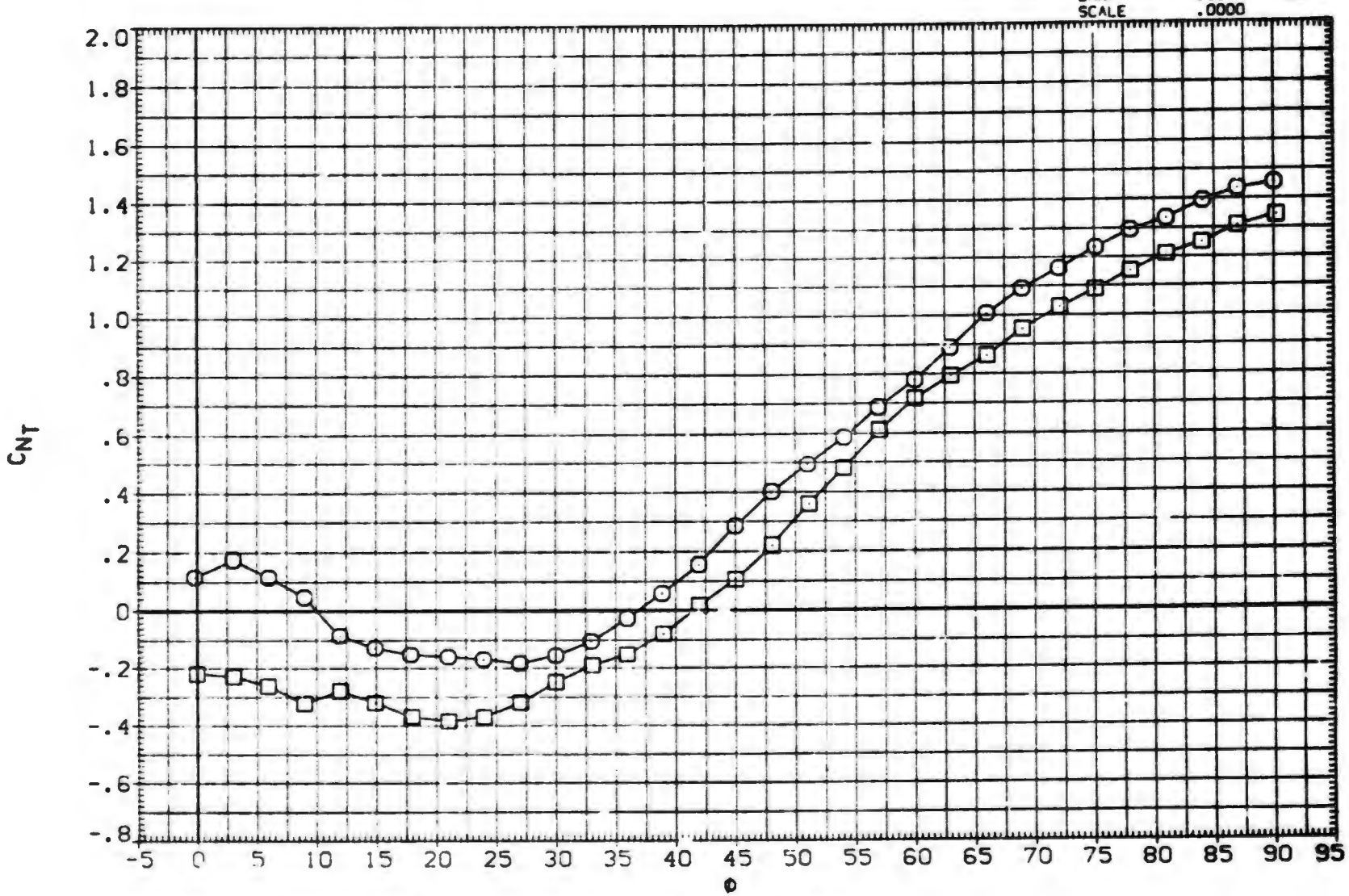

FIN NORMAL FORCE AS A FUNCTION OF ROLL ANGLE. BITII

(C)MACH = 1.20

DATA SET	SYMBOL	CONFIGURATION DESCRIPTION	ALPHA	LAMBDA	RT.CRD	SEMSPN
(DXAATH)	○	AEDC TF 368 BODY-TAIL. BITI1 (TAIL FIN T1)	30.000	1.000	3.749	1.875
(DXAALH)	□	AEDC TF 368 BODY-TAIL. BITI1 (TAIL FIN T4)	30.000	1.000	3.749	1.875

REFERENCE INFORMATION

SREF	7.0280	SQ. IN.
LREF	3.7490	IN.
BREF	1.8750	IN.
XMRP	.4500	IN.
YMRP	.0000	IN.
ZMRP	.0000	IN.
SCALE	.0000	

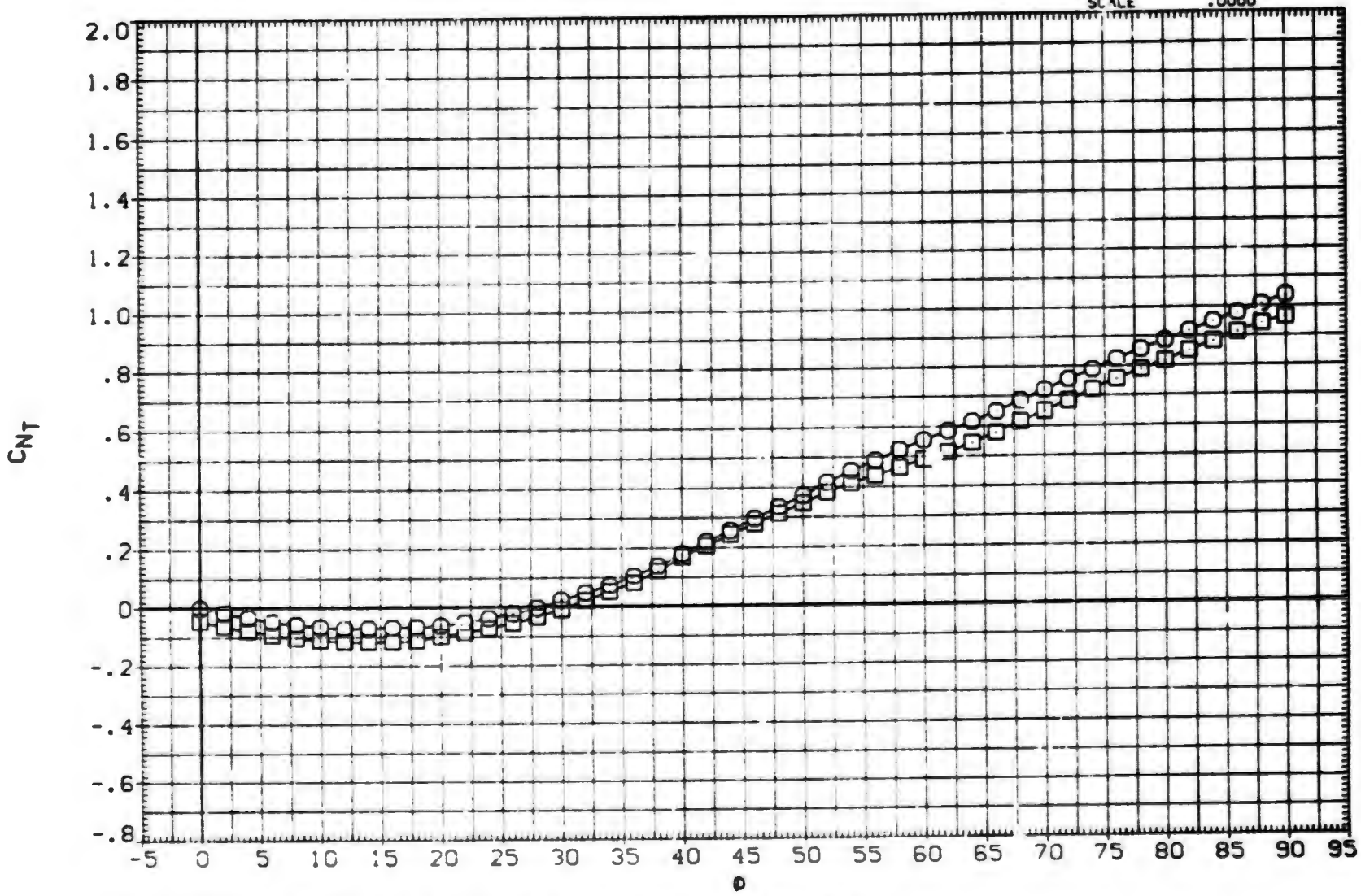

FIN NORMAL FORCE AS A FUNCTION OF ROLL ANGLE. BITI1

(D)MACH = 2.00

DATA SET	SYMBOL	CONFIGURATION DESCRIPTION	ALPHA	LAMBDA	RT.CRD	SEMSPN
(DXAATH)	○	AEDC TF 368 BODY-TAIL. B1T11 (TAIL FIN T1)	30.000	1.000	3.749	1.875
(DXAALH)	□	AEDC TF 368 BODY-TAIL. B1T11 (TAIL FIN T4)	30.000	1.000	3.749	1.875

REFERENCE INFORMATION

SREF	7.0280	SQ.IN.
LREF	3.7490	IN.
BREF	1.8750	IN.
XMRP	.4500	IN.
YMRP	.0000	IN.
ZMRP	.0000	IN.
SCALE	.0000	

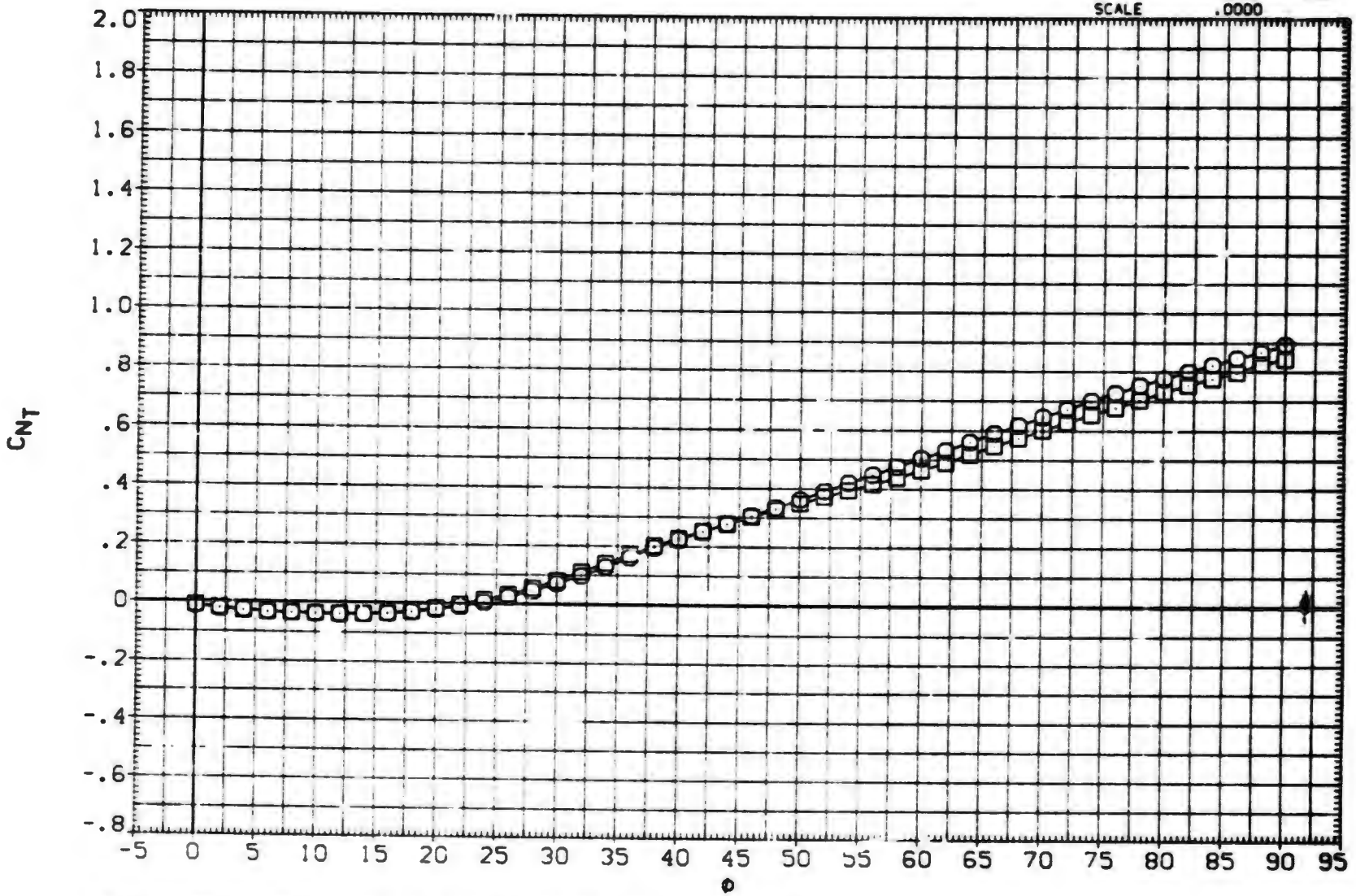

FIN NORMAL FORCE AS A FUNCTION OF ROLL ANGLE. B1T11

(E)MACH = 2.50

DATA SET	SYMBOL	CONFIGURATION DESCRIPTION	ALPHA	LAMBDA	RT.CRD	SEMSPN
(DXAATH)	○	AEDC TF 368 BODY-TAIL. B1T11 (TAIL FIN T1)	30.000	1.000	3.749	1.875
(DXAALM)	□	AEDC TF 368 BODY-TAIL. B1T11 (TAIL FIN T4)	30.000	1.000	3.749	1.875

REFERENCE INFORMATION

SREF	7.0280	SQ. IN.
LREF	3.7490	IN.
BREF	1.8750	IN.
XMRP	.4500	IN.
YMRP	.0000	IN.
ZMRP	.0000	IN.
SCALE	.0000	

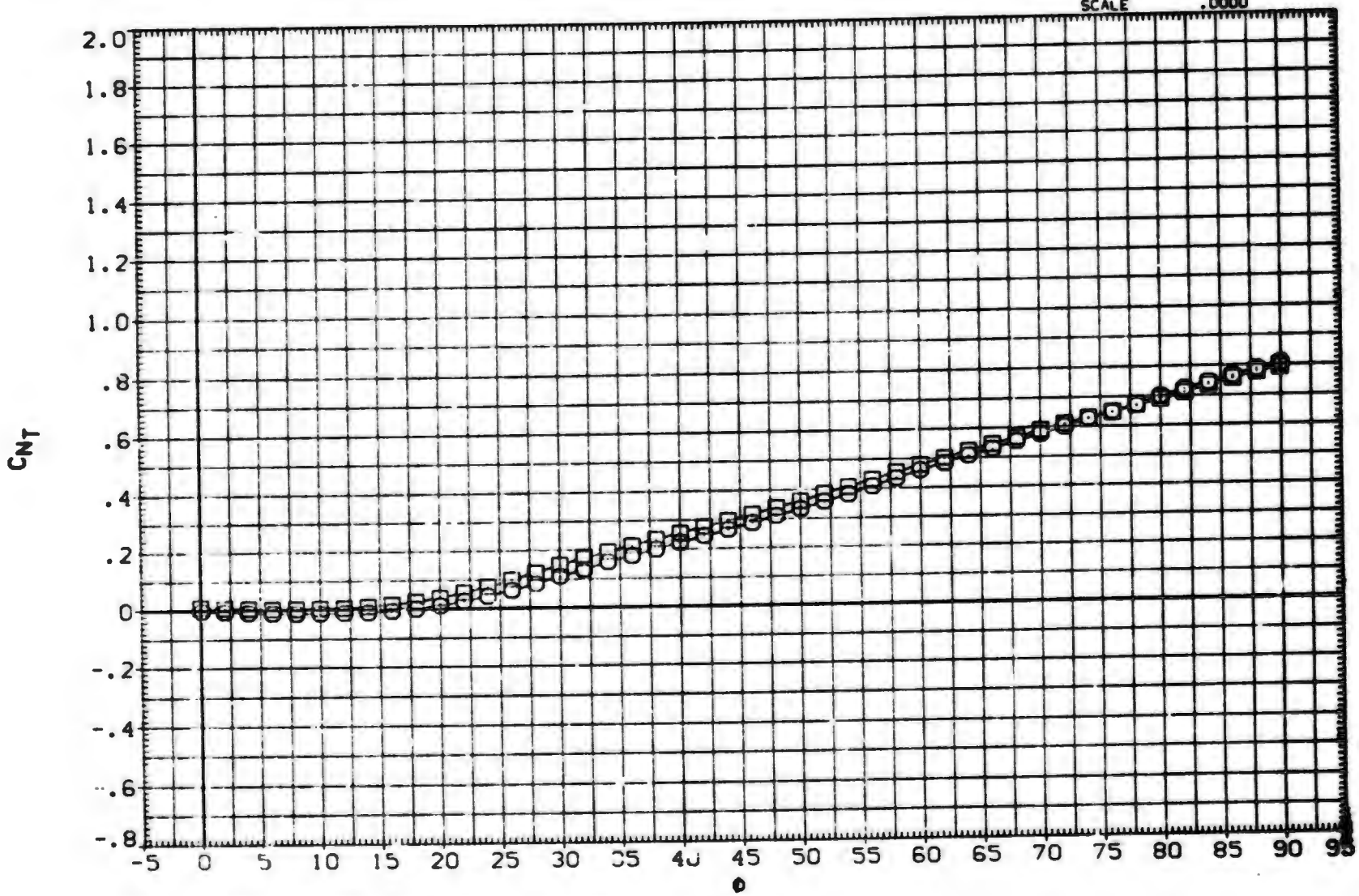

FIN NORMAL FORCE AS A FUNCTION OF ROLL ANGLE. B1T11

(F)MACH = 3.01

DATA SET	SYMBOL	CONFIGURATION DESCRIPTION
(RXA108)	○	MDAC 261/AEDC 52 BODY-TAIL. B1T15
(RXA110)	□	MDAC 261/AEDC 52 BODY-TAIL. B1T15
(RXA111)	◇	MDAC 261/AEDC 52 BODY-TAIL. B1T15
(RXA114)	△	MDAC 261/AEDC 52 BODY-TAIL. B1T15
(RXA116)	◁	MDAC 261/AEDC 52 BODY-TAIL. B1T15
(AXABBF)	D	DATA NOT AVAILABLE

ALPHA	LAMBDA	RT.CRD	SEMSPN
.000	.500	4.996	1.875
2.000	.500	4.996	1.875
4.100	.500	4.996	1.875
10.400	.500	4.996	1.875
14.900	.500	4.996	1.875
20.000	.500	4.996	1.875

REFERENCE INFORMATION

SREF	11.0450	SQ.IN.
LREF	3.7500	IN.
BREF	3.7500	IN.
XMRP	24.0000	IN.
YMRP	.0000	IN.
ZMRP	.0000	IN.
SCALE	.0000	

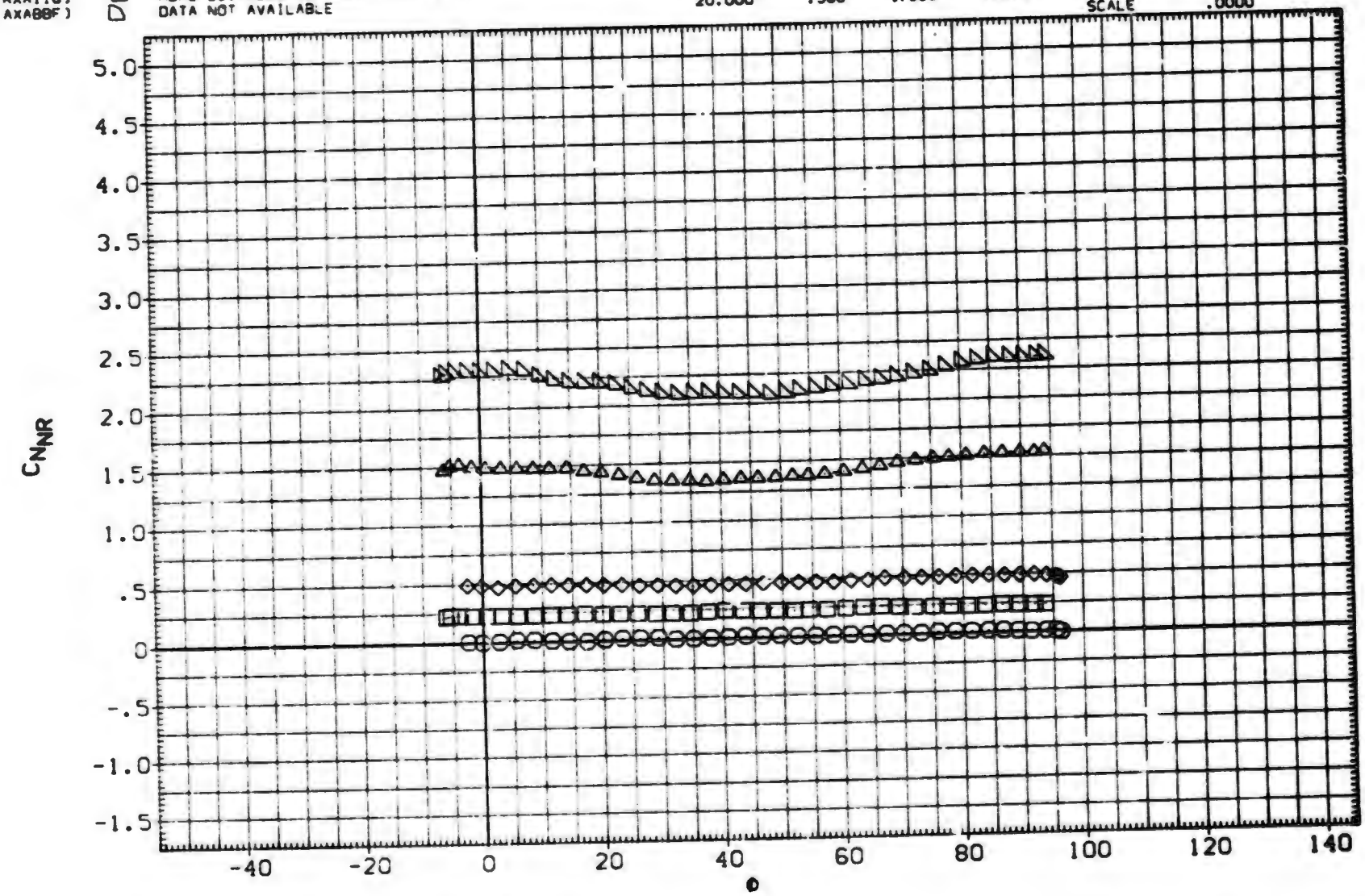

EFFECT OF ROLL ANGLE ON AERODYNAMIC FORCES. B1T15

(A)MACH = .79

DATA SET	SYMBOL	CONFIGURATION DESCRIPTION	ALPHA	LAMBDA	RT.CRD	SEMSPN
(RXA108)	○	MDAC 261/AEDC 52 BODY-TAIL. B1T15	.000	.500	4.996	1.875
(RXA110)	□	MDAC 261/AEDC 52 BODY-TAIL. B1T15	2.000	.500	4.996	1.875
(RXA111)	◇	MDAC 261/AEDC 52 BODY-TAIL. B1T15	4.100	.500	4.996	1.875
(RXA114)	△	MDAC 261/AEDC 52 BODY-TAIL. B1T15	10.400	.500	4.996	1.875
(RXA116)	◺	MDAC 261/AEDC 52 BODY-TAIL. B1T15	14.900	.500	4.996	1.875
(AXA88F)	D	DATA NOT AVAILABLE	20.000	.500	4.996	1.875

REFERENCE INFORMATION

SREF	11.0450	SQ. IN.
LREF	3.7500	IN.
BREF	3.7500	IN.
XMRP	24.0000	IN.
YMRP	.0000	IN.
ZMRP	.0000	IN.
SCALE	.0000	

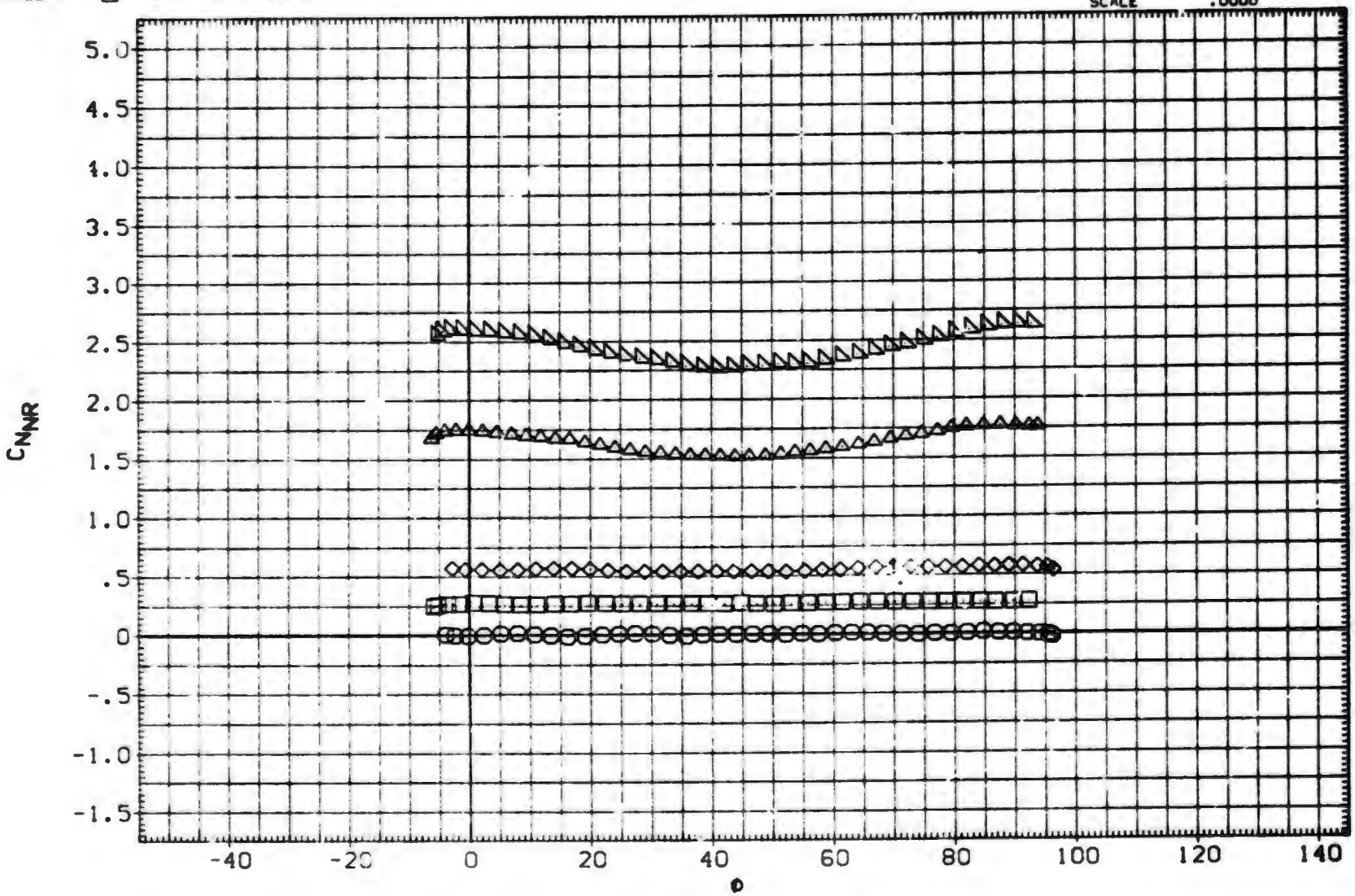

EFFECT OF ROLL ANGLE ON AERODYNAMIC FORCES. B1T15

(B)MACH = 1.00

DATA SET	SYMBOL	CONFIGURATION DESCRIPTION	ALPHA	LAMBDA	RT.CRD	SEMSPN
(RXA108)	○	MDAC 261/AEDC 52 BODY-TAIL. BIT15	.000	.500	4.996	1.875
(RXA110)	□	MDAC 261/AEDC 52 BODY-TAIL. BIT15	2.000	.500	4.996	1.875
(RXA111)	◇	MDAC 261/AEDC 52 BODY-TAIL. BIT15	4.100	.500	4.996	1.875
(RXA114)	△	MDAC 261/AEDC 52 BODY-TAIL. BIT15	10.400	.500	4.996	1.875
(RXA116)	◺	MDAC 261/AEDC 52 BODY-TAIL. BIT15	14.900	.500	4.996	1.875
(AXA88F)	◻	DATA NOT AVAILABLE	20.000	.500	4 996	1.875

REFERENCE INFORMATION		
SREF	11.0450	SQ.IN.
LREF	3.7500	IN.
BREF	3.7500	IN.
XMRP	24.0000	IN.
YMRP	.0000	IN.
ZMRP	.0000	IN.
SCALE	.0000	

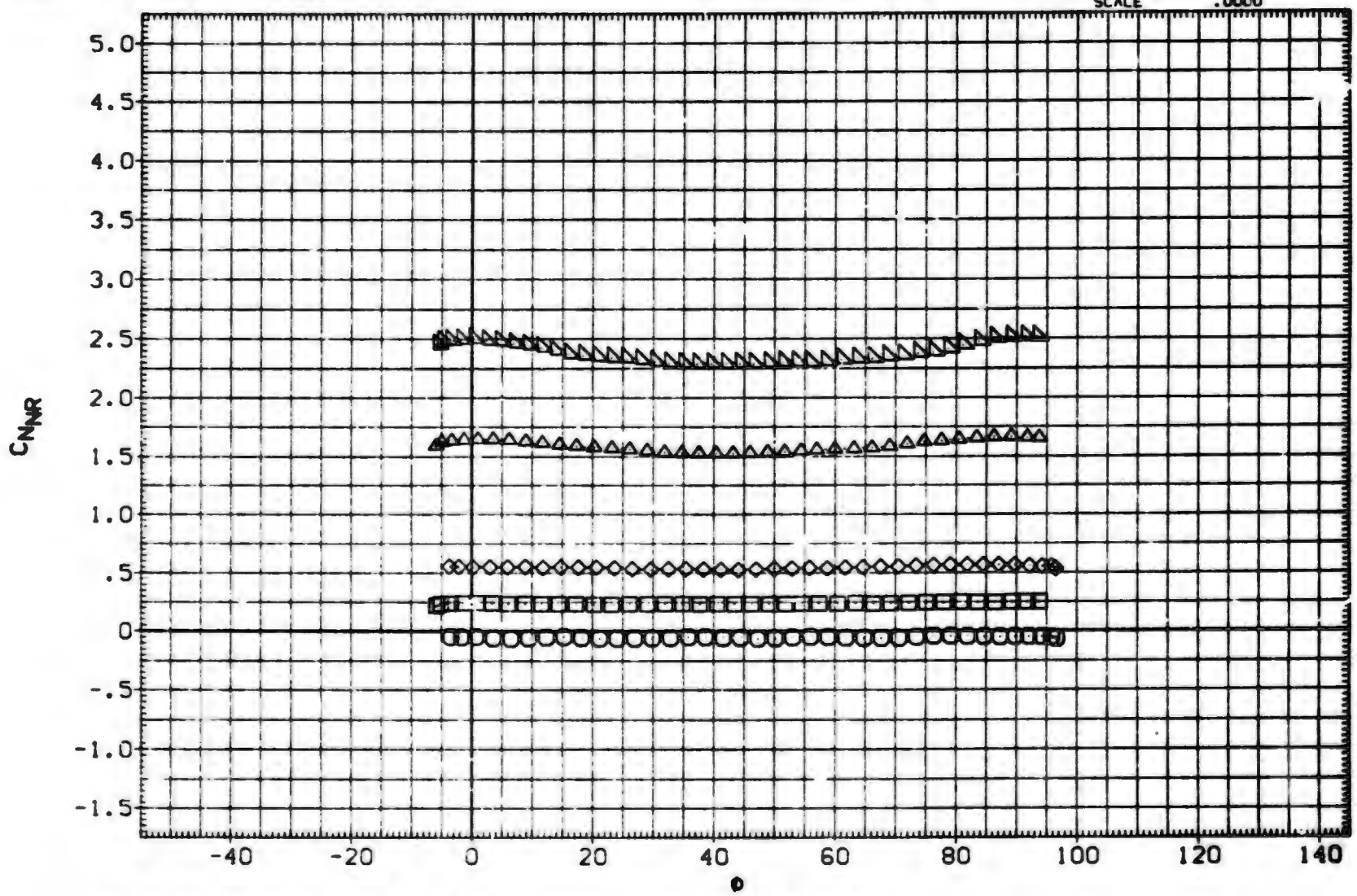

EFFECT OF ROLL ANGLE ON AERODYNAMIC FORCES. BIT15

(C)MACH = 1.21

DATA SET	SYMBOL	CONFIGURATION DESCRIPTION
(RXA108)	○	MDAC 261/AEDC 52 BODY-TAIL. B1T15
(RXA110)	□	MDAC 261/AEDC 52 BODY-TAIL. B1T15
(RXA111)	◇	DATA NOT AVAILABLE
(RXA114)	△	MDAC 261/AEDC 52 BODY-TAIL. B1T15
(RXA116)	◁	MDAC 261/AEDC 52 BODY-TAIL. B1T15
(AXA88F)	D	MDAC 261/AEDC 52 BODY-TAIL. B1T15

ALPHA	LAMBDA	RT.CRD	SEMSPN
.000	.500	4.996	1.875
2.000	.500	4.996	1.875
4.100	.500	4.996	1.875
10.400	.500	4.996	1.875
14.900	.500	4.996	1.875
20.000	.500	4.996	1.875

REFERENCE INFORMATION

SREF	11.0450	SQ.IN.
LREF	3.7500	IN.
BREF	3.7500	IN.
XMRP	24.0000	IN.
YMRP	.0000	IN.
ZMRP	.0000	IN.
SCALE	.0000	

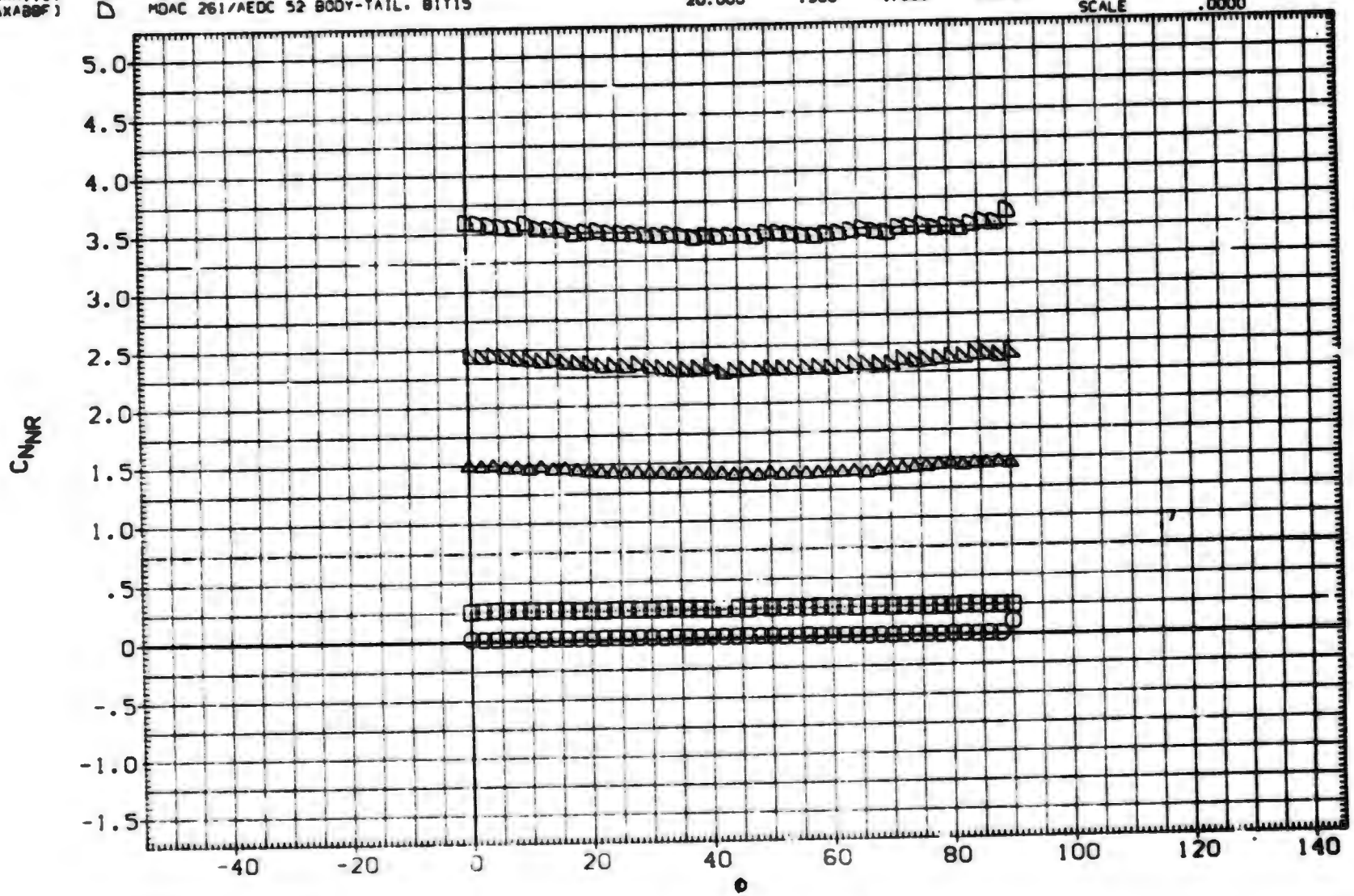

EFFECT OF ROLL ANGLE ON AERODYNAMIC FORCES. B1T15

(D)MACH = 1.76

DATA SET	SYMBOL	CONFIGURATION DESCRIPTION
(RXA108)	○	MDAC 261/AEDC 52 BODY-TAIL. B1T15
(RXA110)	□	MDAC 261/AEDC 52 BODY-TAIL. B1T15
(RXA111)	◇	MDAC 261/AEDC 52 BODY-TAIL. B1T15
(RXA114)	△	MDAC 261/AEDC 52 BODY-TAIL. B1T15
(RXA116)	◁	MDAC 261/AEDC 52 BODY-TAIL. B1T15
(AXA88F)	▷	MDAC 261/AEDC 52 BODY-TAIL. B1T15

ALPHA	LAMBDA	RT.CRD	SEMSPN
.000	.500	4.996	1.875
2.000	.500	4.996	1.875
4.100	.500	4.996	1.875
10.400	.500	4.996	1.875
14.900	.500	4.996	1.875
20.000	.500	4.996	1.875

REFERENCE INFORMATION

SREF	11.0450	SQ.IN.
LREF	3.7500	IN.
BREF	3.7500	IN.
XMRP	24.0000	IN.
YMRP	.0000	IN.
ZMRP	.0000	IN.
SCALE	.0000	

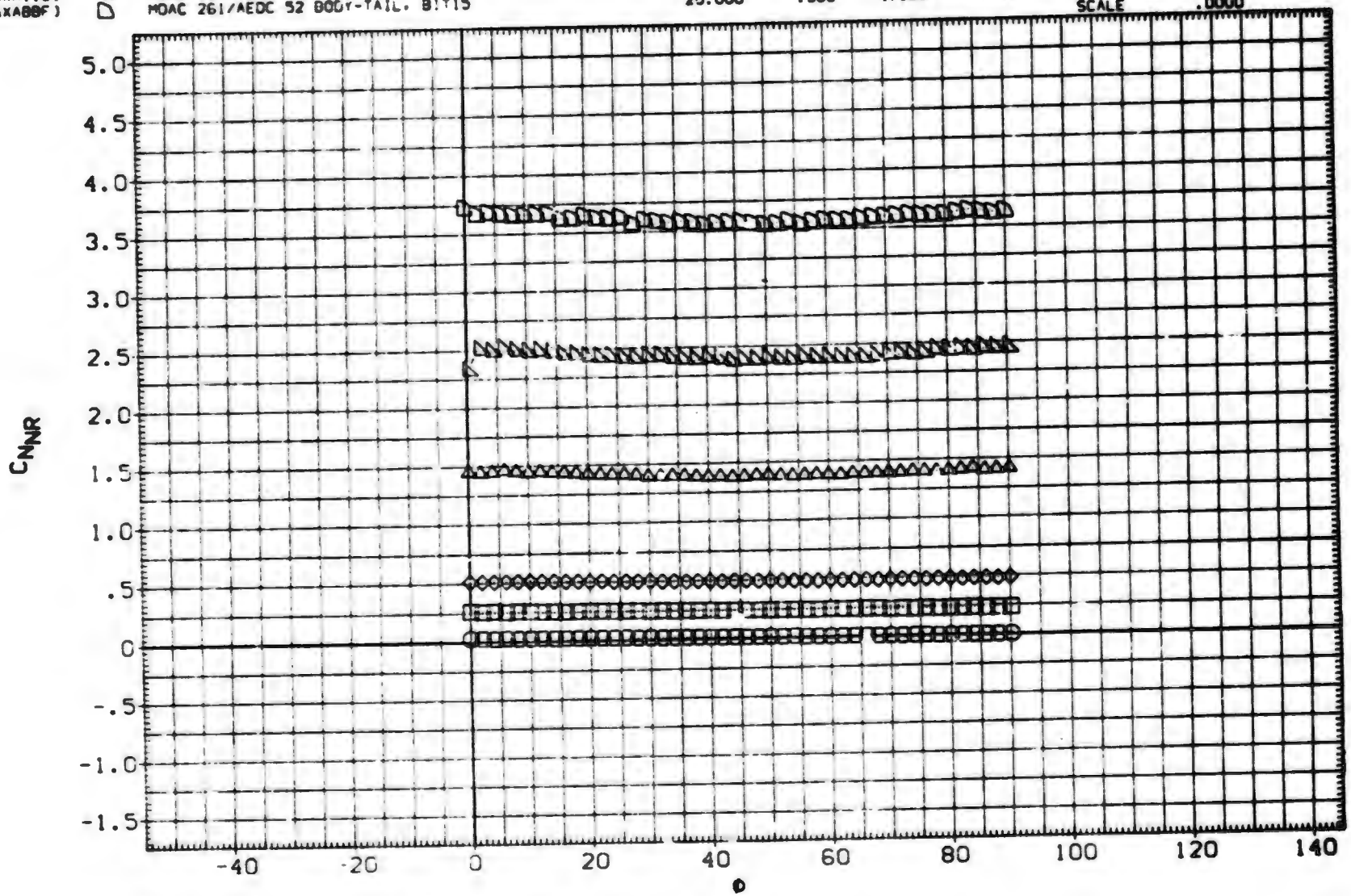

EFFECT OF ROLL ANGLE ON AERODYNAMIC FORCES. P1T15

(E)MACH = 2.00

DATA SET	SYMBOL	CONFIGURATION DESCRIPTION	ALPHA	LAMBDA	RT.CRD	SEMSPN
(RXA108)	○	MDAC 261/AEDC 52 BODY-TAIL. B1T15	.000	.500	4.996	1.875
(RXA110)	□	MDAC 261/AEDC 52 BODY-TAIL. B1T15	2.000	.500	4.996	1.875
(RXA111)	◇	MDAC 261/AEDC 52 BODY-TAIL. B1T15	4.100	.500	4.996	1.875
(RXA114)	△	MDAC 261/AEDC 52 BODY-TAIL. B1T15	10.400	.500	4.996	1.875
(RXA116)	◺	MDAC 261/AEDC 52 BODY-TAIL. B1T15	14.900	.500	4.996	1.875
(AXABBF)	D	MDAC 261/AEDC 52 BODY-TAIL. B1T15	20.000	.500	4.996	1.875

REFERENCE INFORMATION

SREF	11.0450	SQ.IN.
LREF	3.7500	IN.
BREF	3.7500	IN.
XMRP	24.0000	IN.
YMRP	.0000	IN.
ZMRP	.0000	IN.
SCALE	.0000	

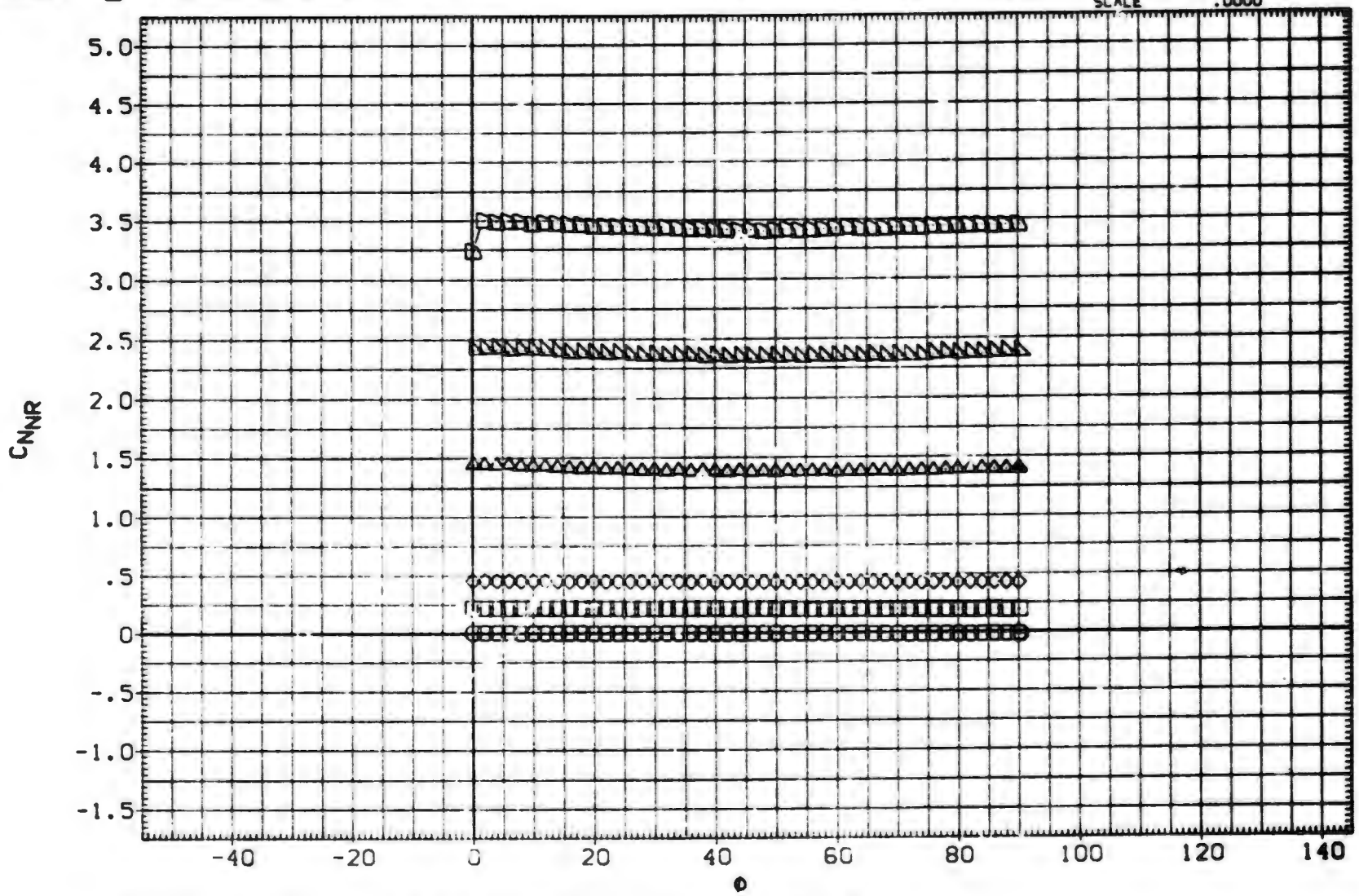

EFFECT OF ROLL ANGLE ON AERODYNAMIC FORCES. B1T15

(F)MACH = 2.50

DATA SET	SYMBOL	CONFIGURATION DESCRIPTION	ALPHA	LAMBDA	RT.CRD	SEMSPN
(RXA108)	○	MDAC 261/AEDC 52 BODY-TAIL. B1T15	.000	.500	4.996	1.875
(RXA110)	□	MDAC 261/AEDC 52 BODY-TAIL. B1T15	2.000	.500	4.996	1.875
(RXA111)	◇	MDAC 261/AEDC 52 BODY-TAIL. B1T15	4.100	.500	4.996	1.875
(RXA114)	△	MDAC 261/AEDC 52 BODY-TAIL. B1T15	10.400	.500	4.996	1.875
(RXA116)	▷	MDAC 261/AEDC 52 BODY-TAIL. B1T15	14.900	.500	4.996	1.875
(AXABBF)	D	MDAC 261/AEDC 52 BODY-TAIL. B1T15	20.000	.500	4.996	1.875

REFERENCE INFORMATION

SREF	11.0450	SQ.IN.
LREF	3.7500	IN.
BREF	3.7500	IN.
XMRP	24.0000	IN.
YMRP	.0000	IN.
ZMRP	.0000	IN.
SCALE	.0000	

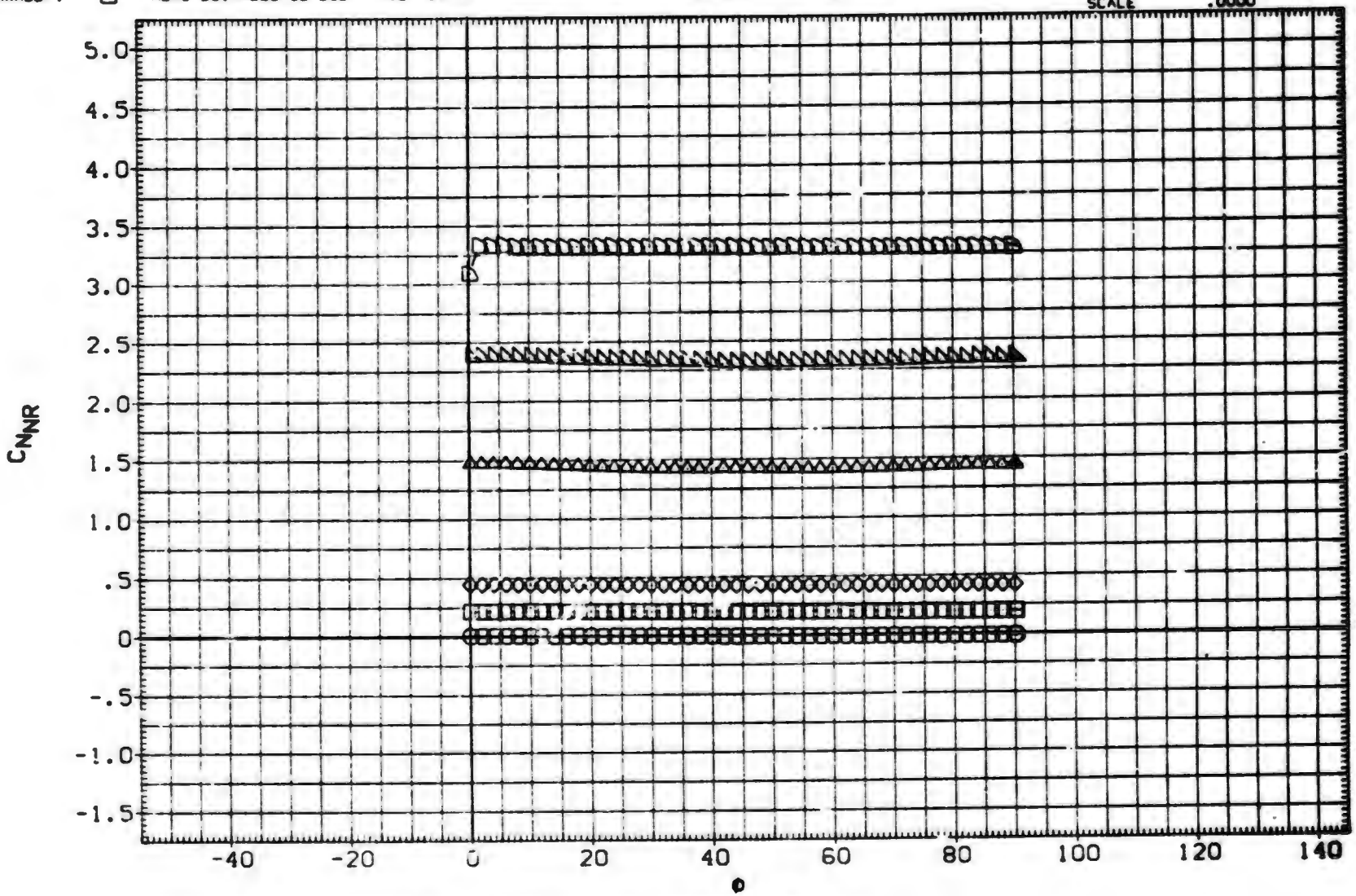

EFFECT OF ROLL ANGLE ON AERODYNAMIC FORCES. B1T15

(G)MACH = 3.01

DATA SET	SYMBOL	CONFIGURATION DESCRIPTION	ALPHA	LAMBDA	RT.CRD	SEMSPN
(RXA108)	○	MDAC 261/AEDC 52 BODY-TAIL. B1T15	.000	.500	4.996	1.875
(RXA110)	□	MDAC 261/AEDC 52 BODY-TAIL. B1T15	2.000	.500	4.996	1.875
(RXA111)	◇	MDAC 261/AEDC 52 BODY-TAIL. B1T15	4.100	.500	4.996	1.875
(RXA114)	△	MDAC 261/AEDC 52 BODY-TAIL. B1T15	10.400	.500	4.996	1.875
(RXA116)	◺	MDAC 261/AEDC 52 BODY-TAIL. B1T15	14.800	.500	4.996	1.875
(AXA88F)	◻	DATA NOT AVAILABLE	20.000	.500	4.996	1.875

REFERENCE INFORMATION

SREF	11.0450	SQ. IN.
LREF	3.7500	IN.
BREF	3.7500	IN.
XMRP	24.0000	IN.
YMRP	.0000	IN.
ZMRP	.0000	IN.
SCALE	.0000	

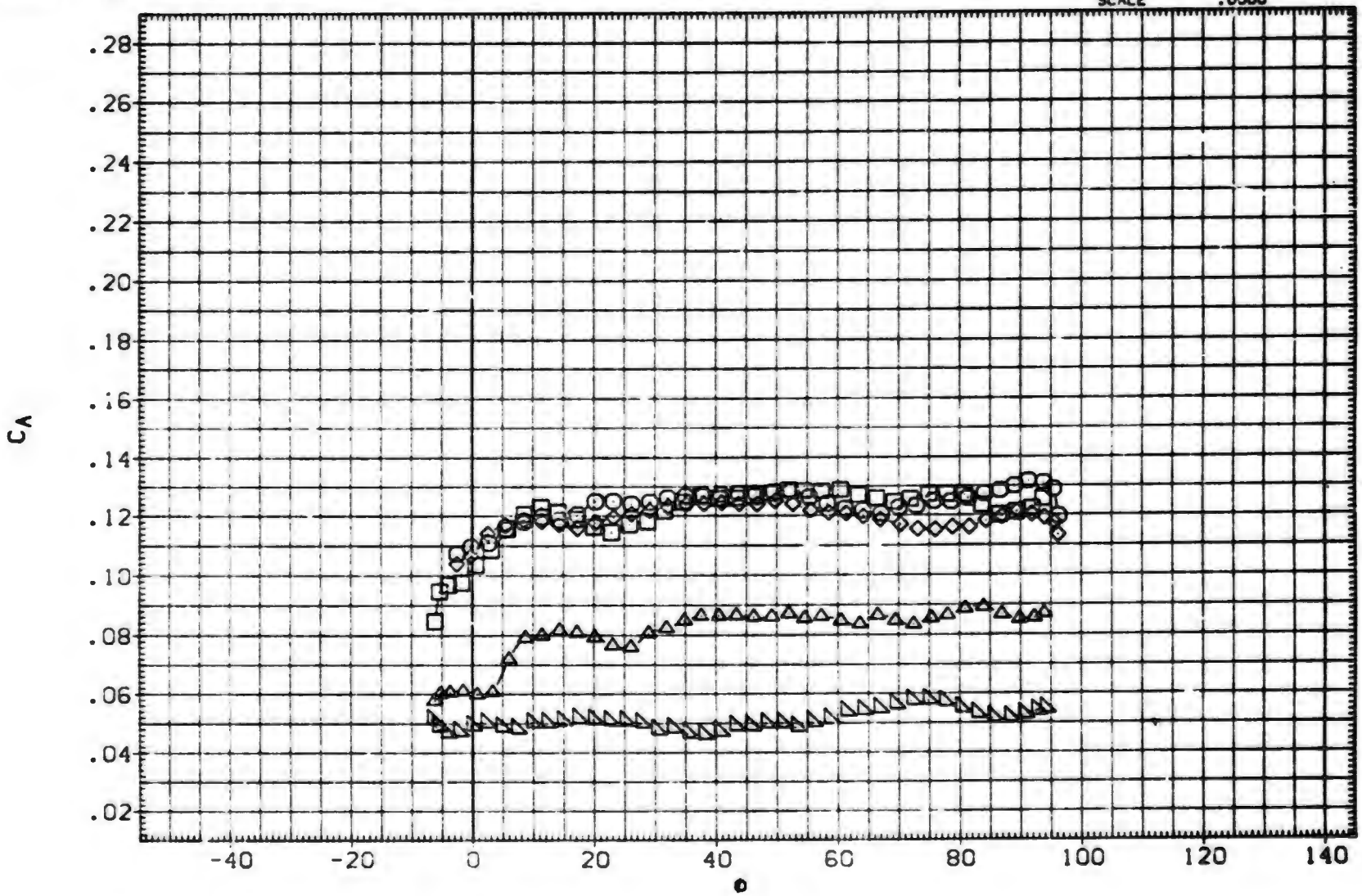

EFFECT OF ROLL ANGLE ON AERODYNAMIC FORCES. B1T15

(A)MACH = .79

DATA SET	SYMBOL	CONFIGURATION DESCRIPTION	ALPHA	LAMBDA	RT.CRD	SEMSPN
(RXA108)	○	MDAC 261/AEDC 52 BODY-TAIL. BIT15	.000	.500	4.996	1.875
(RXA110)	□	MDAC 261/AEDC 52 BODY-TAIL. BIT15	2.000	.500	4.996	1.875
(RXA111)	◇	MDAC 261/AEDC 52 BODY-TAIL. BIT15	4.100	.500	4.996	1.875
(RXA114)	◁	MDAC 261/AEDC 52 BODY-TAIL. BIT15	10.400	.500	4.996	1.875
(RXA116)	△	MDAC 261/AEDC 52 BODY-TAIL. BIT15	14.900	.500	4.996	1.875
(AXABBF)	▷	DATA NOT AVAILABLE	20.000	.500	4.996	1.875

REFERENCE INFORMATION

SREF	11.0450	SQ. IN.
LREF	3.7500	IN.
BREF	3.7500	IN.
XMRP	24.0000	IN.
YMRP	.0000	IN.
ZMRP	.0000	IN.
SCALE	.0000	

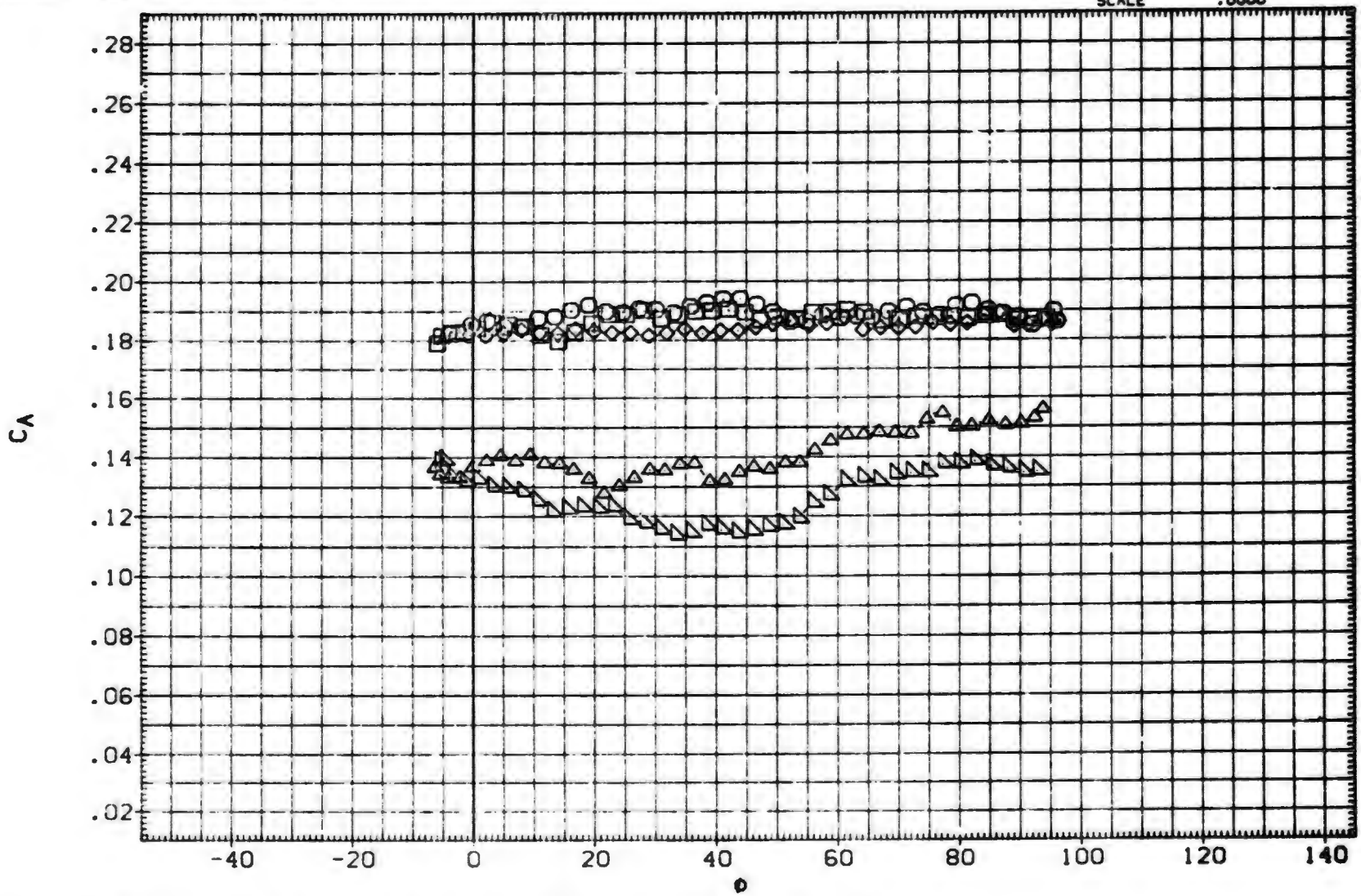

EFFECT OF ROLL ANGLE ON AERODYNAMIC FORCES, BIT15

(B)MACH = 1.00

DATA SET	SYMBOL	CONFIGURATION DESCRIPTION
(RXA108)	○	MDAC 261/AEDC 52 BODY-TAIL. B1T15
(RXA110)	□	MDAC 261/AEDC 52 BODY-TAIL. B1T15
(RXA111)	◇	MDAC 261/AEDC 52 BODY-TAIL. B1T15
(RXA114)	△	MDAC 261/AEDC 52 BODY-TAIL. B1T15
(RXA116)	◺	MDAC 261/AEDC 52 BODY-TAIL. B1T15
(AXABBF)	D	DATA NOT AVAILABLE

ALPHA	LAMBDA	RT.CRD	SEMSPN
.000	.500	4.996	1.875
2.000	.500	4.996	1.875
4.100	.500	4.996	1.875
10.400	.500	4.996	1.875
14.900	.500	4.996	1.875
20.000	.500	4.996	1.875

REFERENCE INFORMATION

SREF	11.0450	SQ.IN.
LREF	3.7500	IN.
BREF	3.7500	IN.
XMRP	24.0000	IN.
YMRP	.0000	IN.
ZMRP	.0000	IN.
SCALE	.0000	

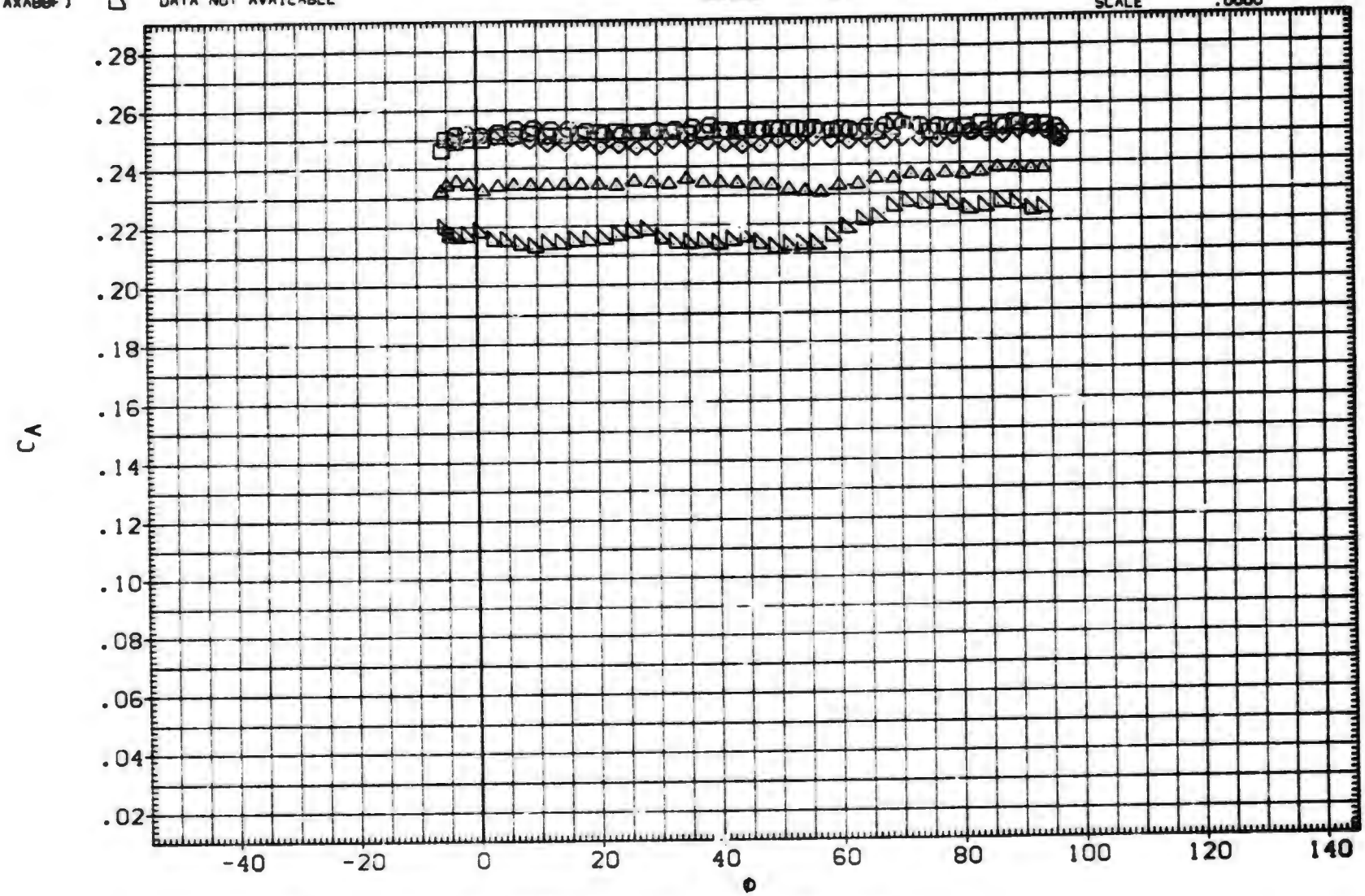

EFFECT OF ROLL ANGLE ON AERODYNAMIC FORCES. B1T15

(C)MACH = 1.21

DATA SET	SYMBOL	CONFIGURATION DESCRIPTION	ALPHA	LAMBDA	RT.CRD	SEMSPN
(RXA108)	○	MDAC 261/AEDC 52 BODY-TAIL. B1T15	.000	.500	4.996	1.875
(RXA110)	□	MDAC 261/AEDC 52 BODY-TAIL. B1T15	2.000	.500	4.996	1.875
(RXA111)	◇	DATA NOT AVAILABLE	4.100	.500	4.996	1.875
(RXA114)	◁	MDAC 261/AEDC 52 BODY-TAIL. B1T15	10.400	.500	4.996	1.875
(RXA116)	△	MDAC 261/AEDC 52 BODY-TAIL. B1T15	14.900	.500	4.996	1.875
(AXABBF)	▷	MDAC 261/AEDC 52 BODY-TAIL. B1T15	20.000	.500	4.996	1.875

REFERENCE INFORMATION

SREF	11.0450	SQ.IN.
LREF	3.7500	IN.
BREF	3.7500	IN.
XMRP	24.0000	IN.
YMRP	.0000	IN.
ZMRP	.0000	IN.
SCALE	.0000	

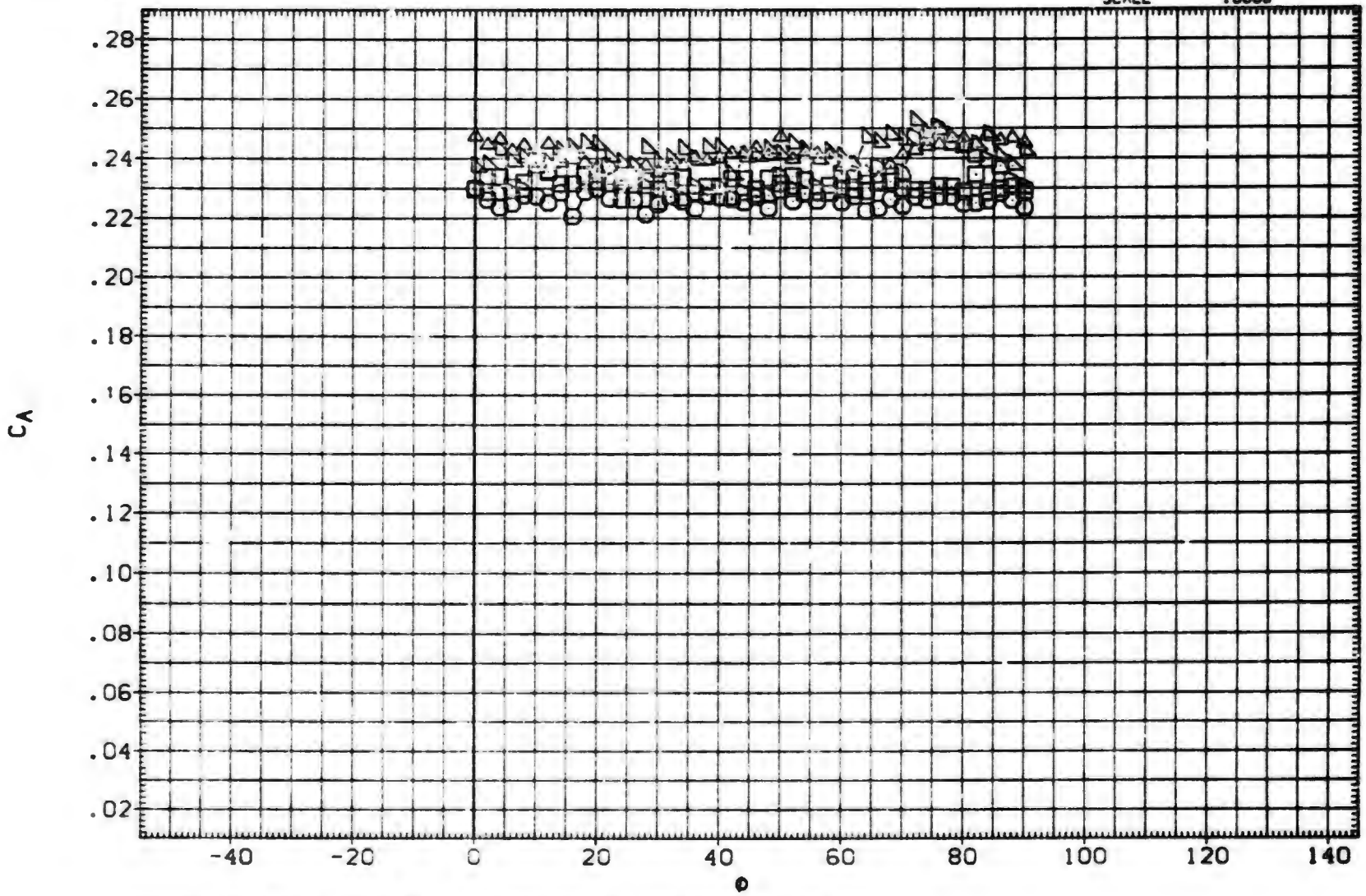

EFFECT OF ROLL ANGLE ON AERODYNAMIC FORCES. B1T15

(D)MACH = 1.75

DATA SET	SYMBOL	CONFIGURATION DESCRIPTION	ALPHA	LAMBDA	RT.CRD	SEMSPN
(RXA108)	○	MDAC 261/AEDC 52 BODY-TAIL. BIT15	.000	.500	4.996	1.875
(RXA110)	□	MDAC 261/AEDC 52 BODY-TAIL. BIT15	2.000	.500	4.996	1.875
(RXA111)	◇	MDAC 261/AEDC 52 BODY-TAIL. BIT15	4.100	.500	4.996	1.875
(RXA114)	△	MDAC 261/AEDC 52 BODY-TAIL. BIT15	10.400	.500	4.996	1.875
(RXA116)	◁	MDAC 261/AEDC 52 BODY-TAIL. BIT15	14.900	.500	4.996	1.875
(AXABBF)	▷	MDAC 261/AEDC 52 BODY-TAIL. BIT15	20.000	.500	4.996	1.875

REFERENCE INFORMATION

SREF	11.0430	SQ.IN.
LREF	3.7500	IN.
BREF	3.7500	IN.
XMRP	24.0000	IN.
YMRP	.0000	IN.
ZMRP	.0000	IN.
SCALE	.0000	

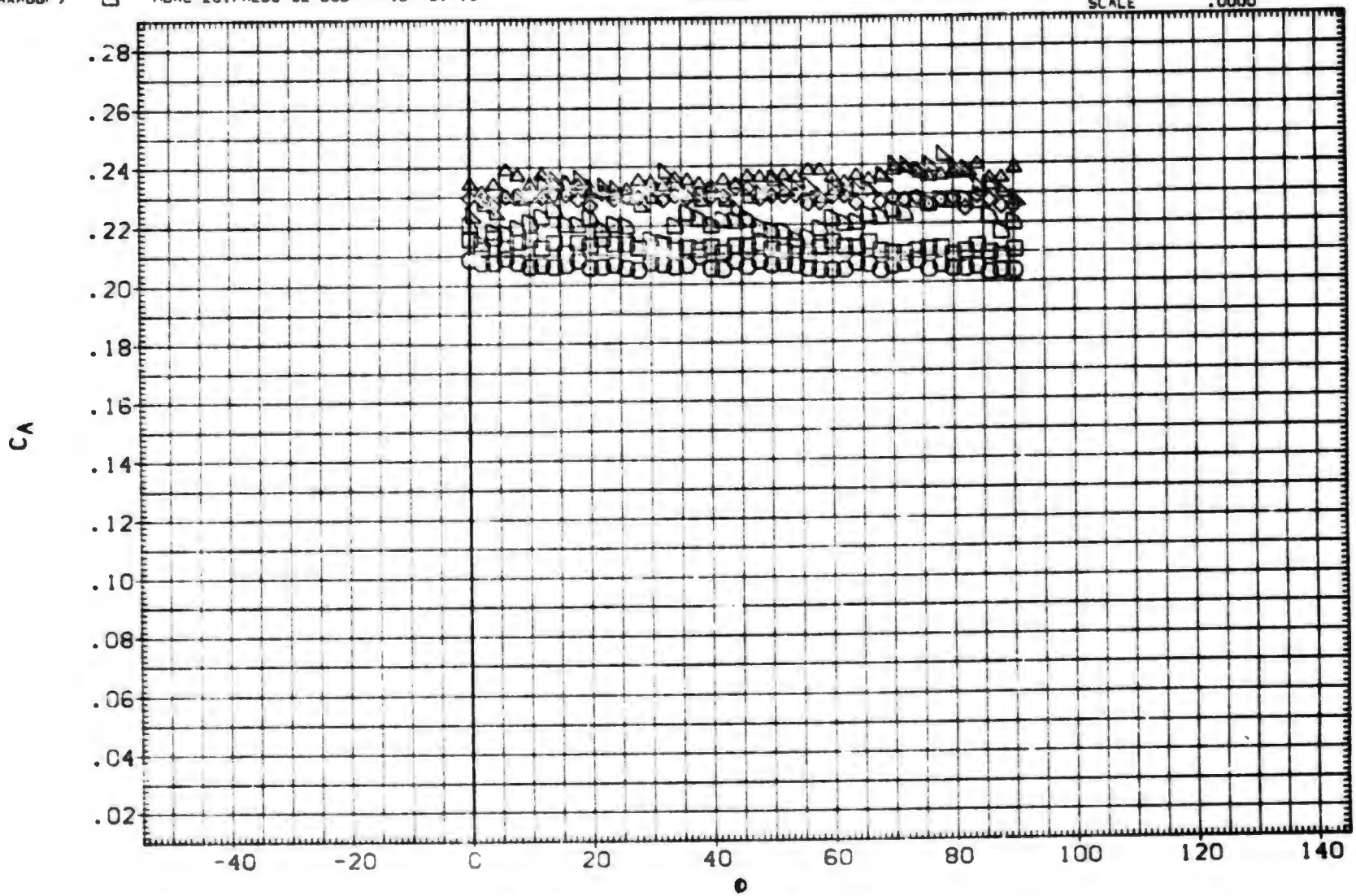

EFFECT OF ROLL ANGLE ON AERODYNAMIC FORCES. BIT15

(E)MACH = 2.00

DATA SET	SYMBOL	CONFIGURATION DESCRIPTION
(RXA108)	○	MDAC 261/AEDC 52 BODY-TAIL. BITIS
(RXA110)	□	MDAC 261/AEDC 52 BODY-TAIL. BITIS
(RXA111)	◇	MDAC 261/AEDC 52 BODY-TAIL. BITIS
(RXA114)	△	MDAC 261/AEDC 52 BODY-TAIL. BITIS
(RXA116)	◁	MDAC 261/AEDC 52 BODY-TAIL. BITIS
(AXABBF)	▷	MDAC 261/AEDC 52 BODY-TAIL. BITIS

ALPHA	LAMBDA	RT.CRD	SEMSPN
.000	.500	4.996	1.875
2.000	.500	4.996	1.875
4.100	.500	4.996	1.875
10.400	.500	4.996	1.875
14.900	.500	4.996	1.875
20.000	.500	4.996	1.875

REFERENCE INFORMATION

SREF	11.0450	SQ.IN.
LREF	3.7500	IN.
BREF	3.7500	IN.
XMRP	24.0000	IN.
YMRP	.0000	IN.
ZMRP	.0000	IN.
SCALE	.0000	

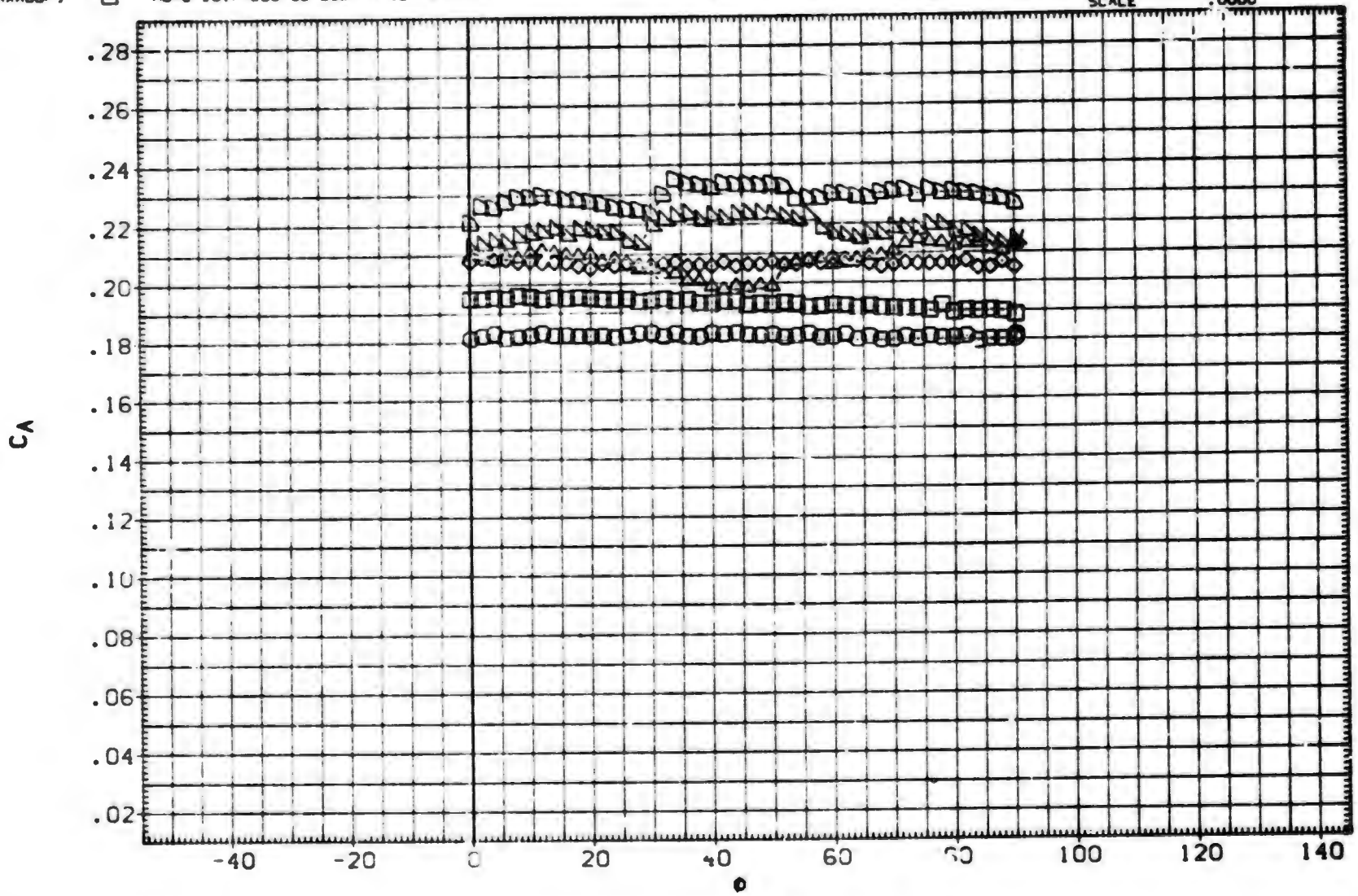

EFFECT OF ROLL ANGLE ON AERODYNAMIC FORCES. BITIS

(F)MACH = 2.50

DATA SET	SYMBOL	CONFIGURATION DESCRIPTION	ALPHA	LAMBDA	RT.CRD	SEMSPN
(RXA108)	○	MDAC 261/AEDC 52 BODY-TAIL. B1T15	.000	.500	4.996	1.875
(RXA110)	□	MDAC 261/AEDC 52 BODY-TAIL. B1T15	2.000	.500	4.996	1.875
(RXA111)	◇	MDAC 261/AEDC 52 BODY-TAIL. B1T15	4.100	.500	4.996	1.875
(RXA114)	△	MDAC 261/AEDC 52 BODY-TAIL. B1T15	10.400	.500	4.996	1.875
(RXA116)	◁	MDAC 261/AEDC 52 BODY-TAIL. B1T15	14.900	.500	4.996	1.875
(AXABBF)	▷	MDAC 261/AEDC 52 BODY-TAIL. B1T15	20.000	.500	4.996	1.875

REFERENCE INFORMATION

SREF	11.0450	SQ.IN.
LREF	3.7500	IN.
BREF	3.7500	IN.
XMRP	24.0000	IN.
YMRP	.0000	IN.
ZMRP	.0000	IN.
SCALE	.0000	

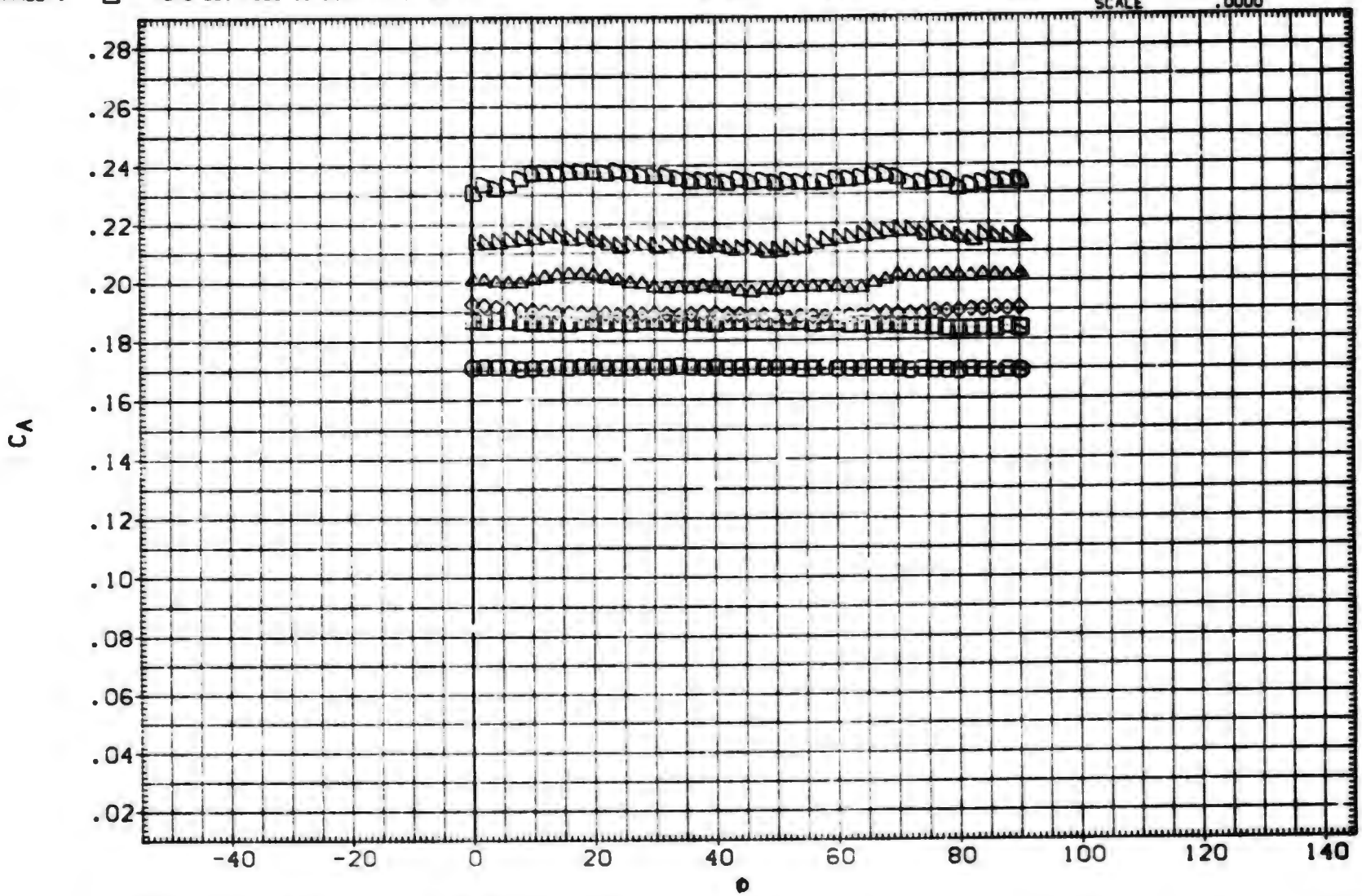

EFFECT OF ROLL ANGLE ON AERODYNAMIC FORCES. B1T15

(G)MACH = 3.01

DATA SET	SYMBOL	CONFIGURATION DESCRIPTION	ALPHA	LAMBDA	RT.CRD	SEMSPN
(RXA108)	○	MDAC 261/AEDC 52 BODY-TAIL. BITIS	.000	.500	4.996	1.875
(RXA110)	□	MDAC 261/AEDC 52 BODY-TAIL. BITIS	2.000	.500	4.996	1.875
(RXA111)	◇	MDAC 261/AEDC 52 BODY-TAIL. BITIS	4.100	.500	4.996	1.875
(RXA114)	△	MDAC 261/AEDC 52 BODY-TAIL. BITIS	10.400	.500	4.996	1.875
(RXA116)	◁	MDAC 261/AEDC 52 BODY-TAIL. BITIS	14.900	.500	4.996	1.875
(AXABBF)	▷	DATA NOT AVAILABLE	20.000	.500	4.996	1.875

REFERENCE INFORMATION		
SREF	11.0450	SQ.IN.
LREF	3.7500	IN.
BREF	3.7500	IN.
XMRP	24.0000	IN.
YMRP	.0000	IN.
ZMRP	.0000	IN.
SCALE	.0000	

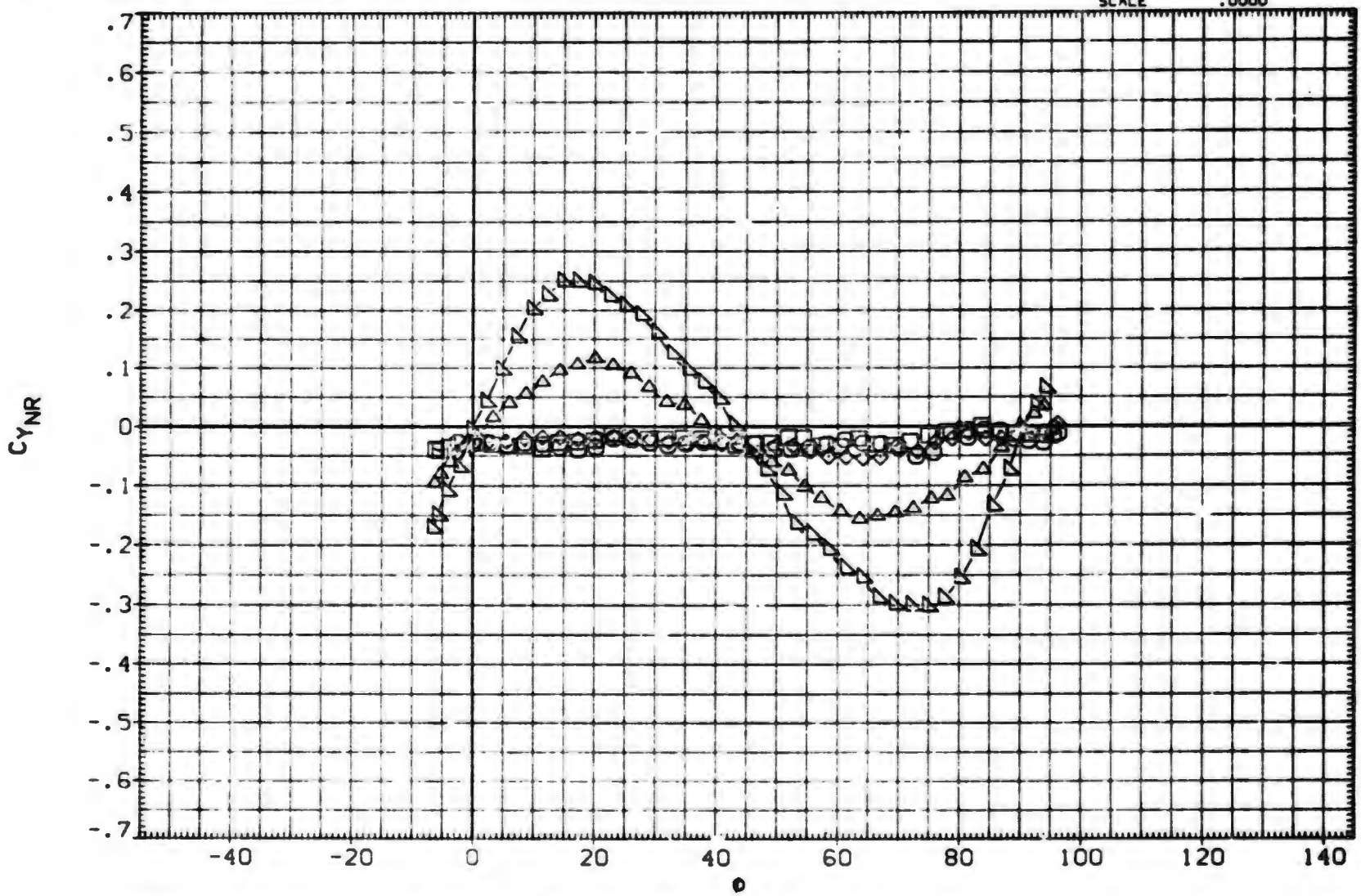

EFFECT OF ROLL ANGLE ON AERODYNAMIC FORCES. BITIS

(A)MACH = .79

DATA SET	SYMBOL	CONFIGURATION DESCRIPTION	ALPHA	LAMBDA	RT.CRD	SEMSPN
(RXA108)	○	MDAC 261/AEDC 52 BODY-TAIL. B1T15	.000	.500	4.996	1.875
(RXA110)	□	MDAC 261/AEDC 52 BODY-TAIL. B1T15	2.000	.500	4.996	1.875
(PXA111)	◇	MDAC 261/AEDC 52 BODY-TAIL. B1T15	4.100	.500	4.996	1.875
(RXA114)	△	MDAC 261/AEDC 52 BODY-TAIL. B1T15	10.400	.500	4.996	1.875
(RXA116)	◺	MDAC 261/AEDC 52 BODY-TAIL. B1T15	14.900	.500	4.996	1.875
(AXABGF)	◸	DATA NOT AVAILABLE	20.000	.500	4.996	1.875

REFERENCE INFORMATION

SREF	11.0450	SQ. IN.
LREF	3.7500	IN.
BREF	3.7500	IN.
XMRP	24.0000	IN.
YMRP	.0000	IN.
ZMRP	.0000	IN.
SCALE	.0000	

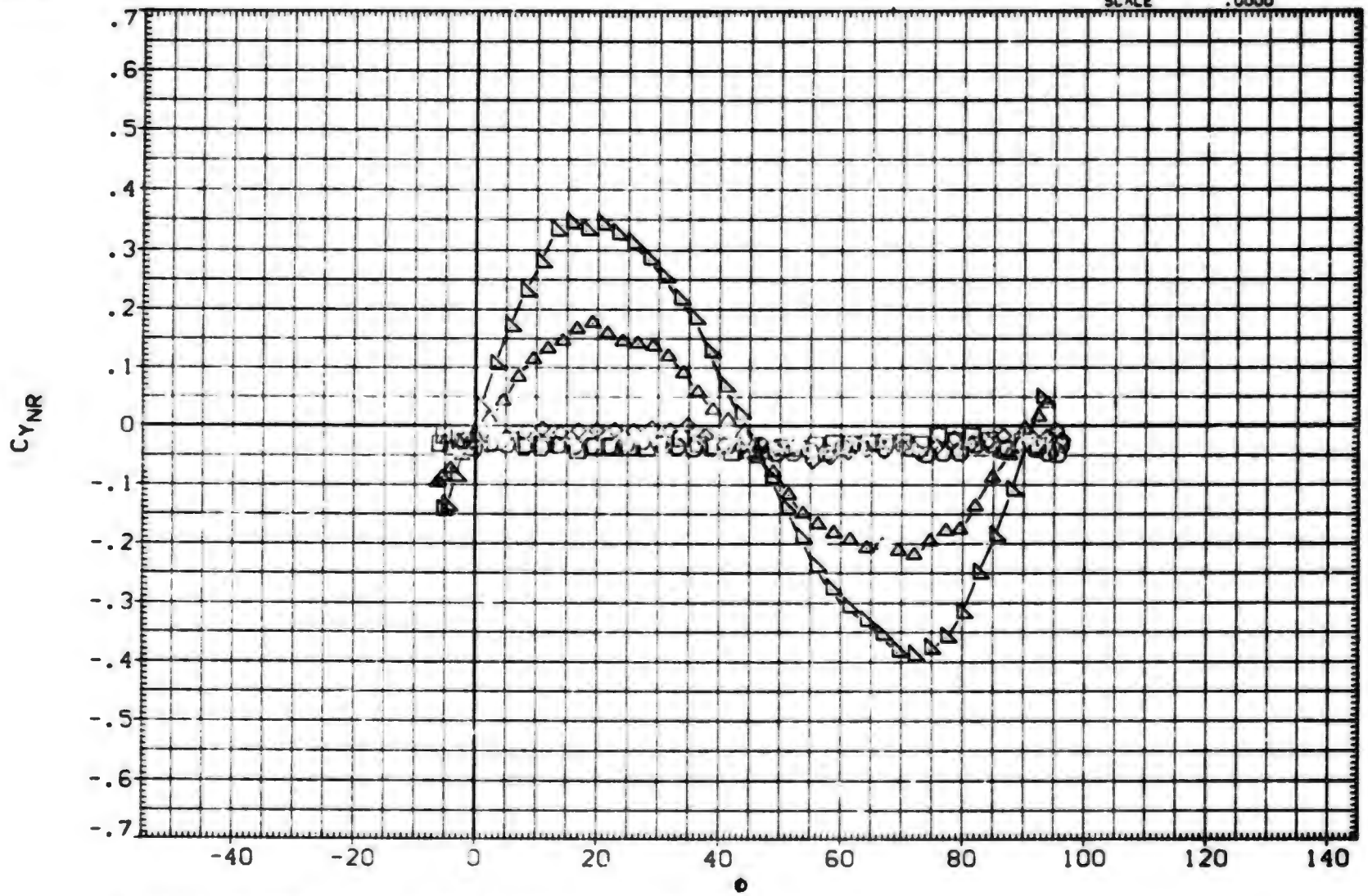

EFFECT OF ROLL ANGLE ON AERODYNAMIC FORCES. B1T15

(B)MACH = 1.00

DATA SET	SYMBOL	CONFIGURATION DESCRIPTION
(RXA108)	○	MDAC 261/AEDC 52 BODY-TAIL. BIT15
(RXA110)	□	MDAC 261/AEDC 52 BODY-TAIL. BIT15
(RXA111)	◇	MDAC 261/AEDC 52 BODY-TAIL. BIT15
(RXA114)	△	MDAC 261/AEDC 52 BODY-TAIL. BIT15
(RXA116)	▽	MDAC 261/AEDC 52 BODY-TAIL. BIT15
(AXABBF)	◁	DATA NOT AVAILABLE

ALPHA	LAMBDA	RT.CRD	SEMSPN
.000	.500	4.996	1.875
2.000	.500	4.996	1.875
4.100	.500	4.996	1.875
10.400	.500	4.996	1.875
14.900	.500	4.996	1.875
20.000	.500	4.996	1.875

REFERENCE INFORMATION

SREF	11.0450	SQ.IN.
LREF	3.7500	IN.
BREF	3.7500	IN.
XMRP	24.0000	IN.
YMRP	.0000	IN.
ZMRP	.0000	IN.
SCALE	.0000	

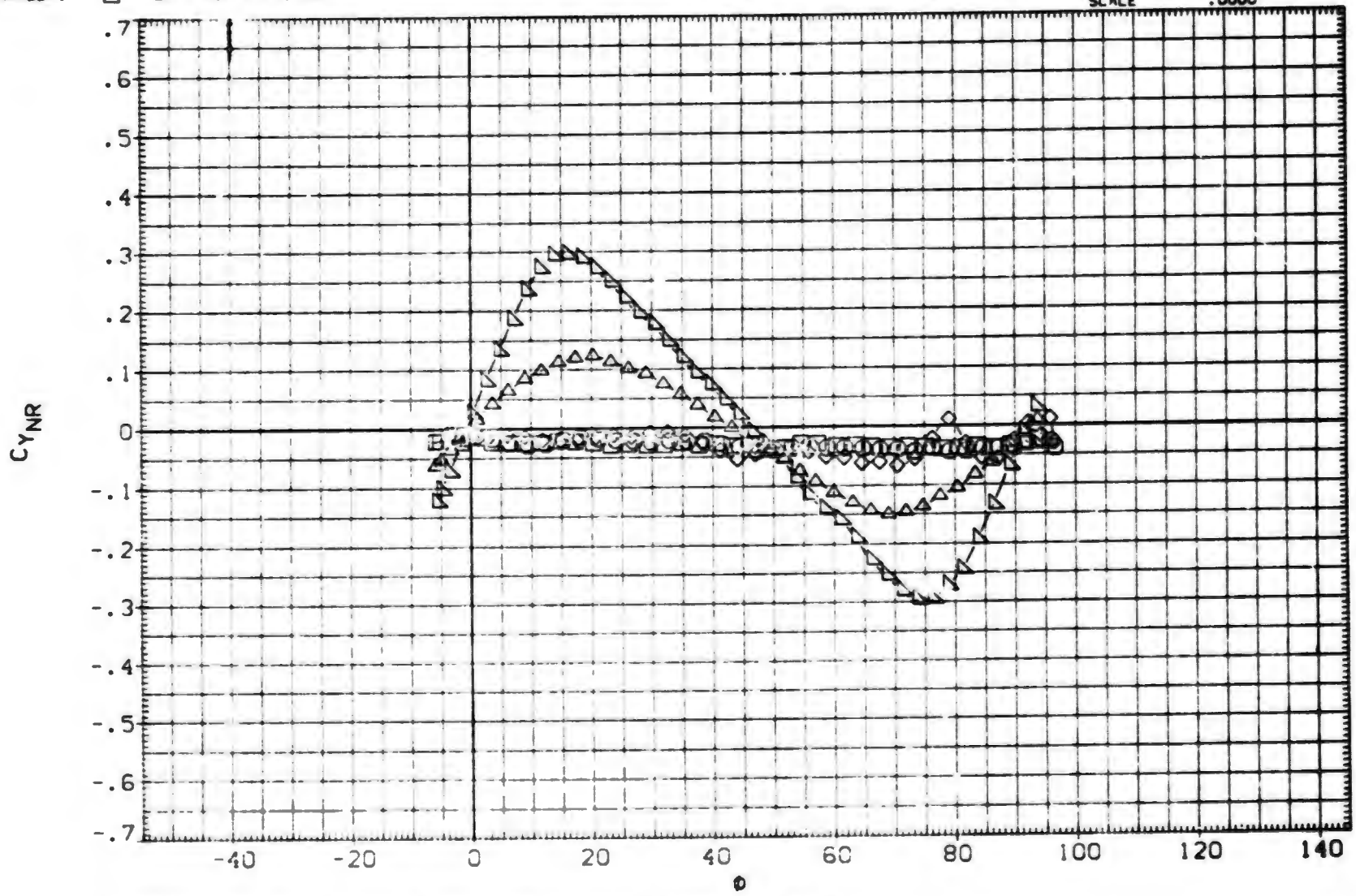

EFFECT OF ROLL ANGLE ON AERODYNAMIC FORCES. BIT15

(C)MACH = 1.21

DATA SET	SYMBOL	CONFIGURATION DESCRIPTION
(RXA108)	○	MDAC 261/AEDC 52 BODY-TAIL. BITIS
(RXA110)	□	MDAC 261/AEDC 52 BODY-TAIL. BITIS
(RXA111)	◇	DATA NOT AVAILABLE
(RXA114)	△	MDAC 261/AEDC 52 BODY-TAIL. BITIS
(RXA116)	◁	MDAC 261/AEDC 52 BODY-TAIL. BITIS
(AXABBF)	▷	MDAC 261/AEDC 52 BODY-TAIL. BITIS

ALPHA	LAMBDA	RT.CRD	SEMSPN
.000	.500	4.996	1.875
2.000	.500	4.996	1.875
4.100	.500	4.996	1.875
10.400	.500	4.996	1.875
14.900	.500	4.996	1.875
20.000	.500	4.996	1.875

REFERENCE INFORMATION

SREF	11.0450	SQ.IN.
LREF	3.7500	IN.
BREF	3.7500	IN.
XMRP	24.0000	IN.
YMRP	.0000	IN.
ZMRP	.0000	IN.
SCALE	.0000	

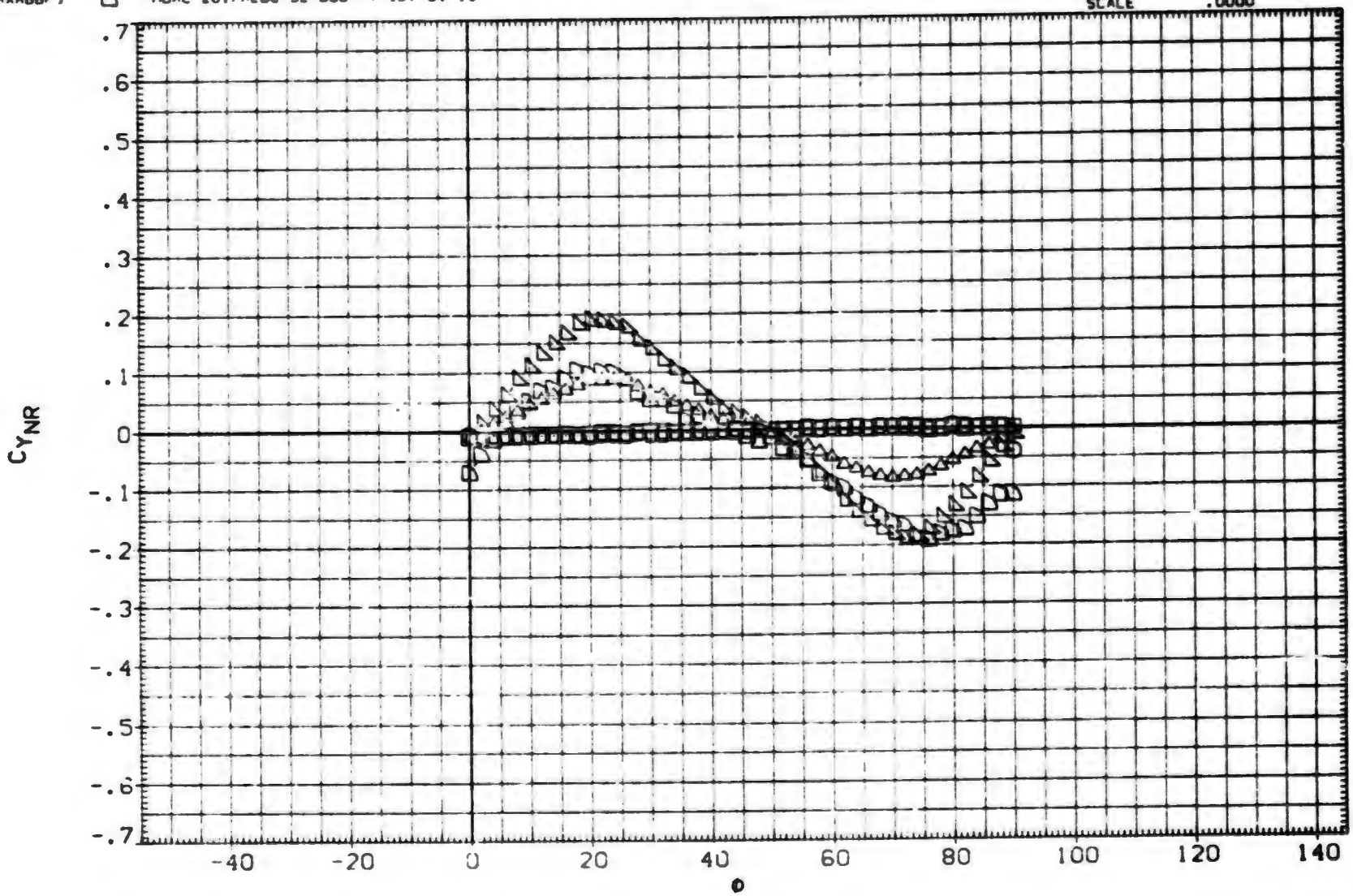

EFFECT OF ROLL ANGLE ON AERODYNAMIC FORCES. BITIS

(D)MACH = 1.76

DATA SET	SYMBOL	CONFIGURATION DESCRIPTION	ALPHA	LAMBDA	RT.CRD	SEMSPN
(RXA108)	○	MDAC 261/AEDC 52 BODY-TAIL. B1T15	.000	.500	4.996	1.875
(RXA110)	□	MDAC 261/AEDC 52 BODY-TAIL. B1T15	2.000	.500	4.996	1.875
(RXA111)	◇	MDAC 261/AEDC 52 BODY-TAIL. B1T15	4.100	.500	4.996	1.875
(RXA114)	◁	MDAC 261/AEDC 52 BODY-TAIL. B1T15	10.400	.500	4.996	1.875
(RXA116)	△	MDAC 261/AEDC 52 BODY-TAIL. B1T15	14.900	.500	4.996	1.875
(AXABBF)	▷	MDAC 261/AEDC 52 BODY-TAIL. B1T15	20.000	.500	4.996	1.875

REFERENCE INFORMATION

SREF	11.0450	SQ. IN.
LREF	3.7500	IN.
BREF	3.7500	IN.
XMRP	24.0000	IN.
YMRP	.0000	IN.
ZMRP	.0000	IN.
SCALE	.0000	

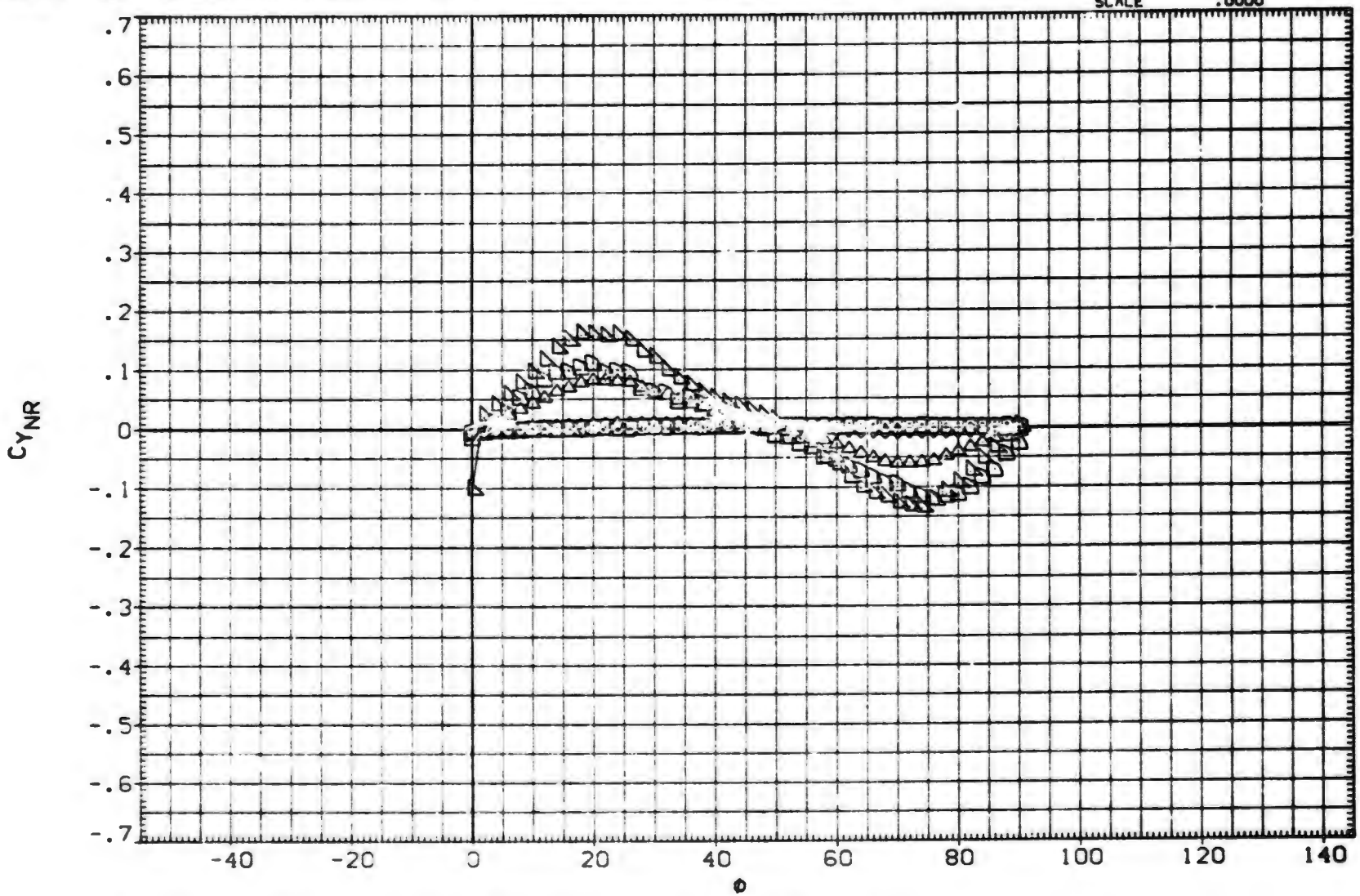

EFFECT OF ROLL ANGLE ON AERODYNAMIC FORCES, B1T15

(E)MACH = 2.00

DATA SET	SYMBOL	CONFIGURATION DESCRIPTION	ALPHA	LAMBDA	RT.CRD	SEMSPN
(RXA108)	○	MDAC 261/AEDC 52 BODY-TAIL. B1T15	.000	.500	4.996	1.875
(RXA110)	□	MDAC 261/AEDC 52 BODY-TAIL. B1T15	2.000	.500	4.996	1.875
(RXA111)	◇	MDAC 261/AEDC 52 BODY-TAIL. B1T15	4.100	.500	4.996	1.875
(RXA114)	△	MDAC 261/AEDC 52 BODY-TAIL. B1T15	10.400	.500	4.996	1.875
(RXA116)	◺	MDAC 261/AEDC 52 BODY-TAIL. B1T15	14.900	.500	4.996	1.875
(AXABBF)	D	MDAC 261/AEDC 52 BODY-TAIL. B1T15	20.000	.500	4.996	1.875

REFERENCE INFORMATION

SREF	11.0450	SQ.IN
LREF	3.7500	IN.
BREF	3.7500	IN.
XMRP	24.0000	IN.
YMRP	.0000	IN.
ZMRP	.0000	IN.
SCALE	.0000	

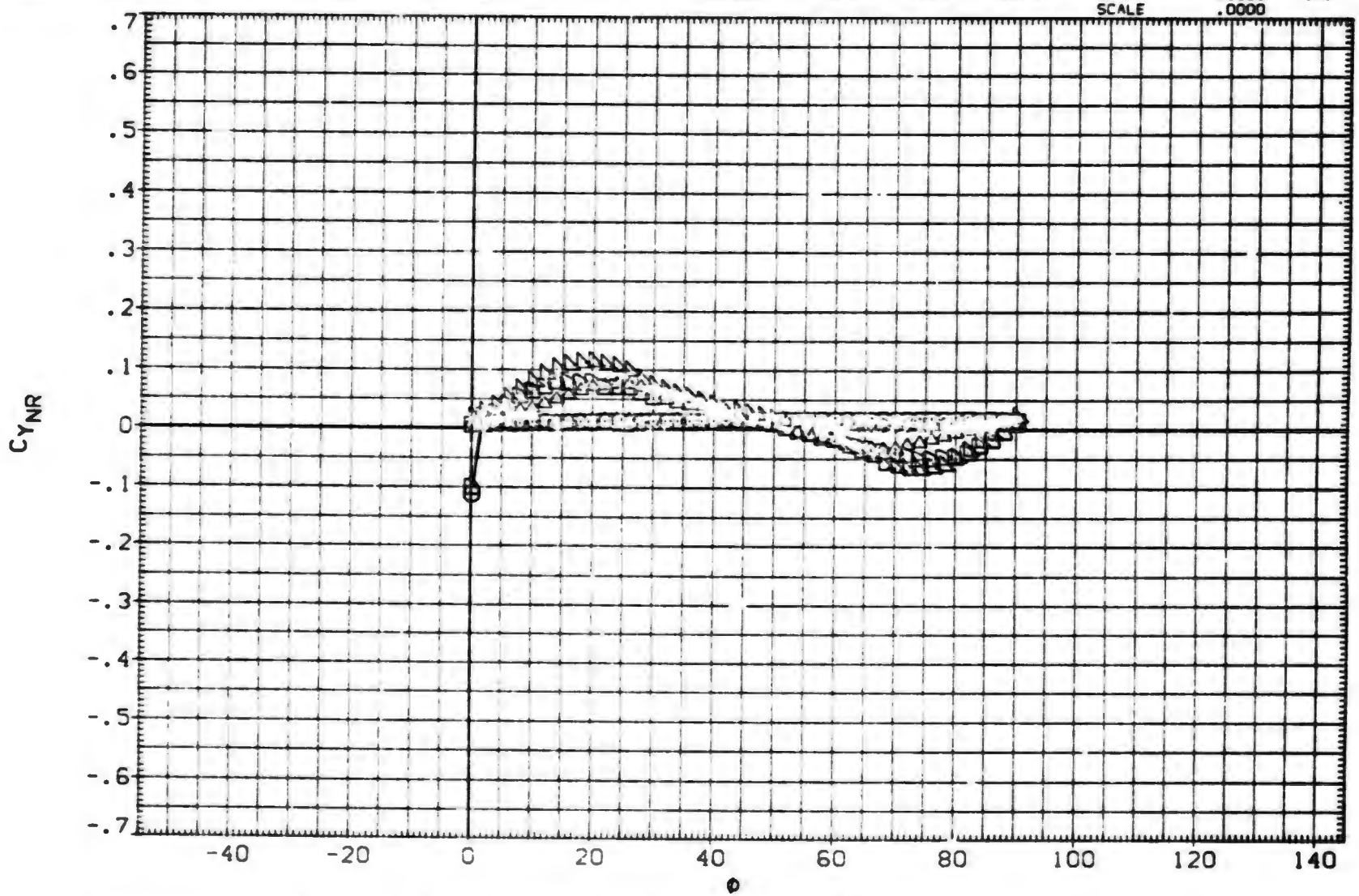

EFFECT OF ROLL ANGLE ON AERODYNAMIC FORCES. B1T15

(F)MACH = 2.50

DATA SET	SYMBOL	CONFIGURATION DESCRIPTION
(RXA108)	○	MDAC 261/AEDC 52 BODY-TAIL. BITIS
(RXA110)	□	MDAC 261/AEDC 52 BODY-TAIL. BITIS
(RXA111)	◇	MDAC 261/AEDC 52 BODY-TAIL. BITIS
(RXA114)	△	MDAC 261/AEDC 52 BODY-TAIL. BITIS
(RXA116)	▷	MDAC 261/AEDC 52 BODY-TAIL. BITIS
(AXA88F)	D	MDAC 261/AEDC 52 BODY-TAIL. BITIS

ALPHA	LAMBDA	RT.CRD	SEMSPN
.000	.500	4.996	1.875
2.000	.500	4.396	1.875
4.100	.500	4.996	1.875
10.400	.500	4.996	1.875
14.900	.500	4.996	1.875
20 000	.500	4.396	1.875

REFERENCE INFORMATION

SREF	11.0450	SQ.IN.
LREF	3.7500	IN.
BREF	3.7500	IN.
XMRP	24.0000	IN.
YMRP	.0000	IN.
ZMRP	.0000	IN.
SCALE	.0000	

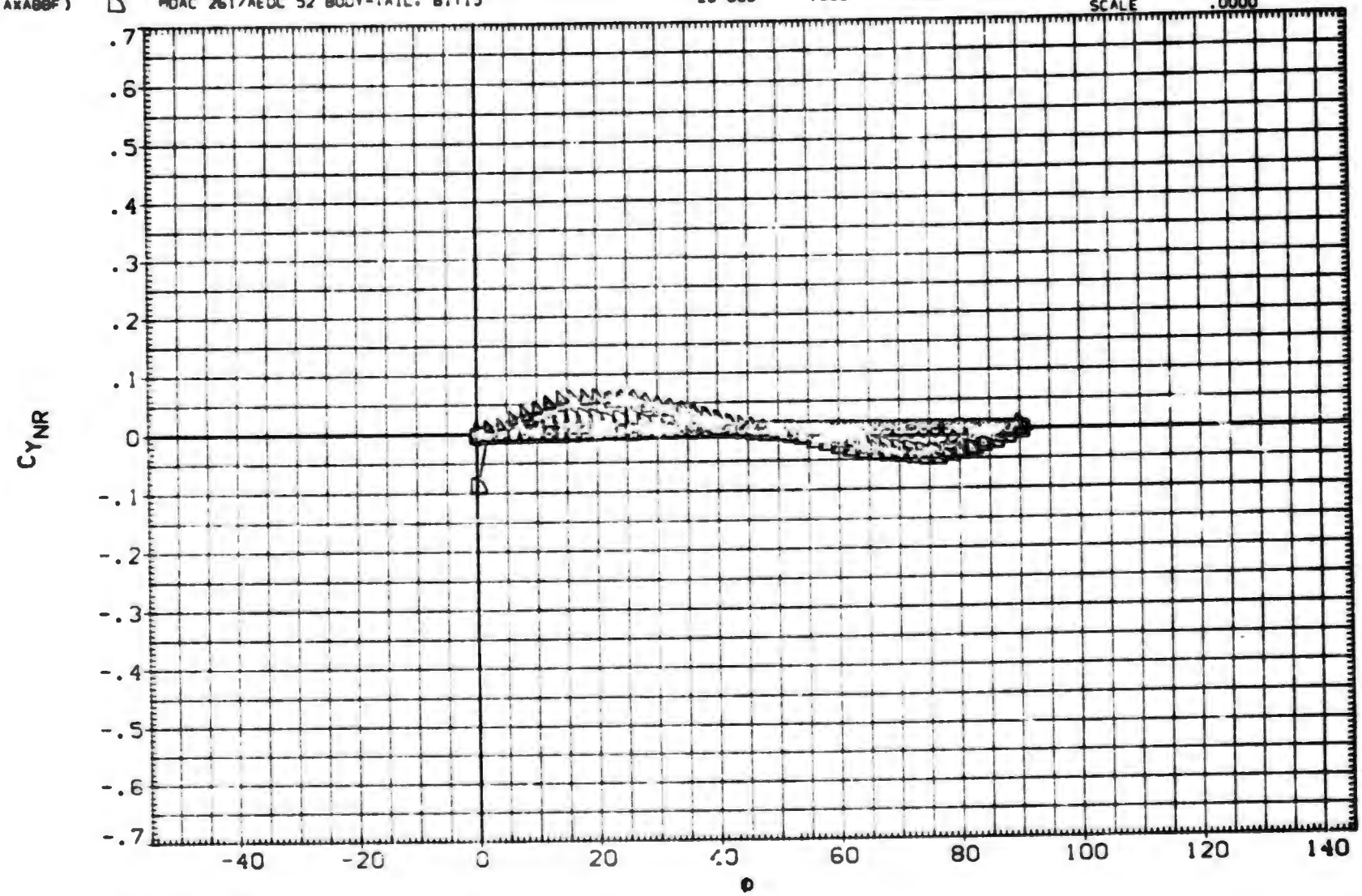

EFFECT OF ROLL ANGLE ON AERODYNAMIC FORCES. BITIS

(G)MACH = 3.01

DATA SET	SYMBOL	CONFIGURATION DESCRIPTION	ALPHA	LAMBDA	RT.CRD	SEMSPN
(RXA108)	○	MDAC 261/AEDC 52 BODY-TAIL. BIT15	.000	.500	4.996	1.875
(RXA110)	□	MDAC 261/AEDC 52 BODY-TAIL. BIT15	2.000	.500	4.996	1.875
(RXA111)	◇	MDAC 261/AEDC 52 BODY-TAIL. BIT15	4.100	.500	4.996	1.875
(RXA114)	△	MDAC 261/AEDC 52 BODY-TAIL. BIT15	10.400	.500	4.996	1.875
(RXA116)	◁	MDAC 261/AEDC 52 BODY-TAIL. BIT15	14.900	.500	4.996	1.875
(AXABBF)	▷	DATA NOT AVAILABLE	20.000	.500	4.996	1.875

REFERENCE INFORMATION		
SREF	11.0450	SQ.IN.
LREF	3.7500	IN.
BREF	3.7500	IN.
XMRP	24.0000	IN.
YMRP	.0000	IN.
ZMRP	.0000	IN.
SCALE	.0000	

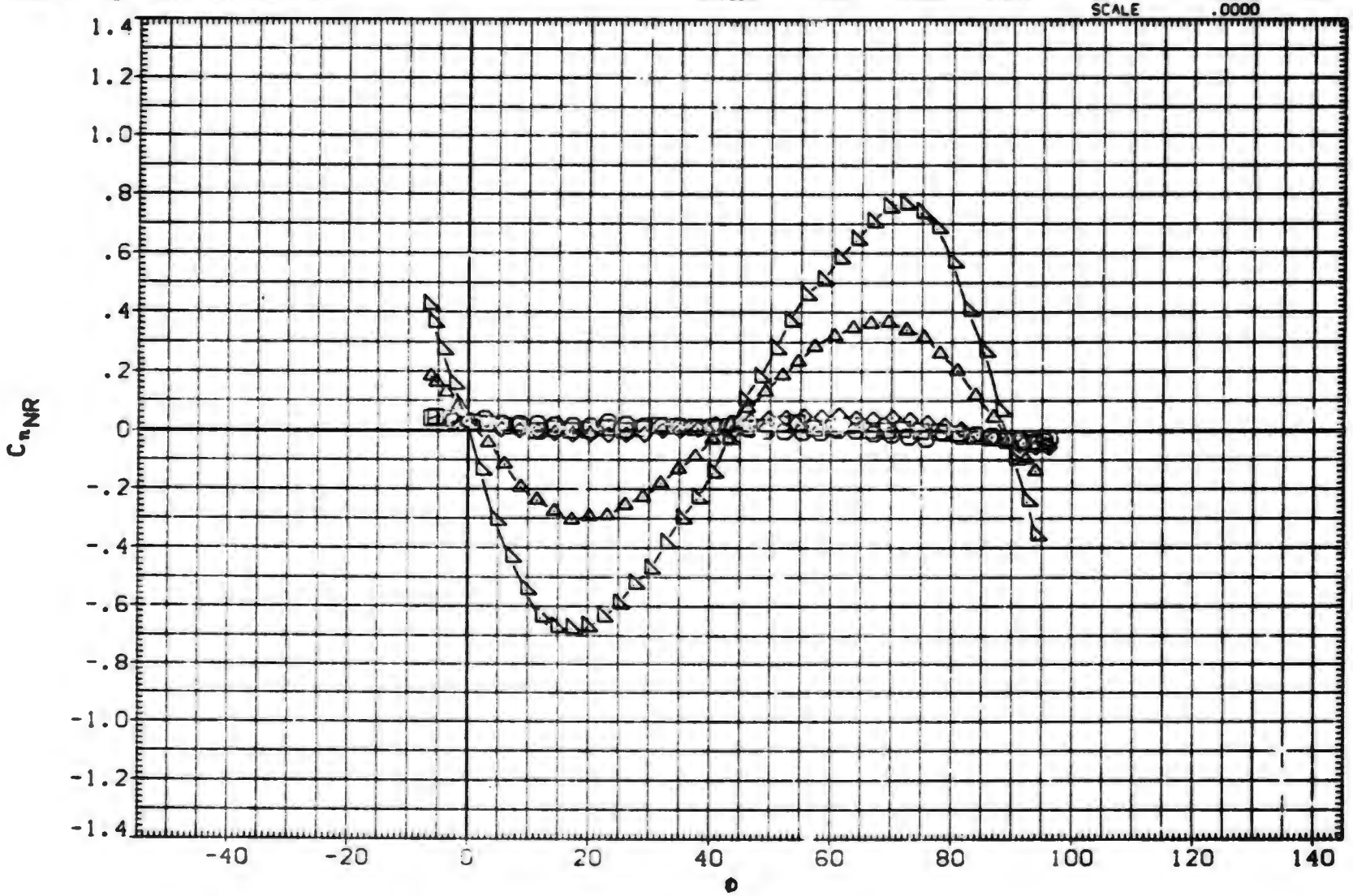

EFFECT OF ROLL ANGLE ON AERODYNAMIC FORCES. BIT15

(A)MACH = .79

DATA SET	SYMBOL	CONFIGURATION DESCRIPTION
(RXA108)	○	MDAC 261/AEDC 52 BODY-TAIL. BITIS
(RXA110)	□	MDAC 261/AEDC 52 BODY-TAIL. BITIS
(RXA111)	◇	MDAC 261/AEDC 52 BODY-TAIL. BITIS
(RXA114)	◁	MDAC 261/AEDC 52 BODY-TAIL. BITIS
(RXA116)	▷	MDAC 261/AEDC 52 BODY-TAIL. BITIS
(AXABBF)	D	DATA NOT AVAILABLE

ALPHA	LAMBDA	RT.CRD	SEMSPN
.000	.500	4.996	1.875
2.000	.500	4.996	1.875
4.000	.500	4.996	1.875
10.400	.500	4.996	1.875
14.900	.500	4.996	1.875
20.000	.500	4.996	1.875

REFERENCE INFORMATION

SREF	11.0450	SQ.IN.
LREF	3.7500	IN.
BREF	3.7500	IN.
XMRP	24.0000	IN.
YMRP	.0000	IN.
ZMRP	.0000	IN.
SCALE	.0000	

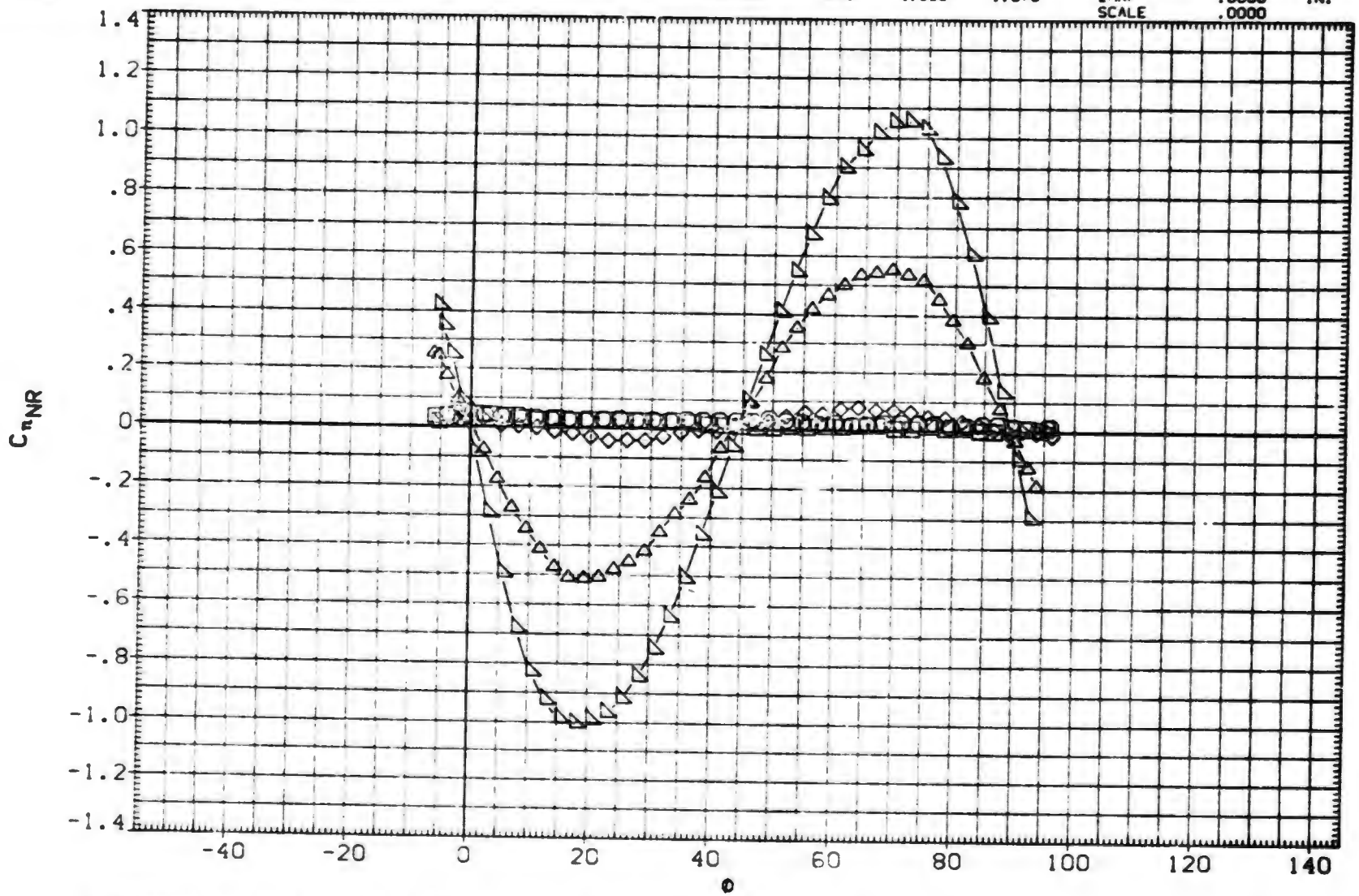

EFFECT OF ROLL ANGLE ON AERODYNAMIC FORCES. BITIS

(B)MACH = 1.00

DATA SET	SYMBOL	CONFIGURATION DESCRIPTION
(RXA108)	○	MDAC 261/AEDC 52 BODY-TAIL. B1T15
(RXA110)	□	MDAC 261/AEDC 52 BODY-TAIL. B1T15
(RXA111)	◇	MDAC 261/AEDC 52 BODY-TAIL. B1T15
(RXA114)	◁	MDAC 261/AEDC 52 BODY-TAIL. B1T15
(RXA116)	▷	MDAC 261/AEDC 52 BODY-TAIL. B1T15
(AXABBF)	D	DATA NOT AVAILABLE

ALPHA	LAMBDA	RT.CRD	SEMSPN
.000	.500	4.996	1.875
2.000	.500	4.996	1.875
4.100	.500	4.996	1.875
10.400	.500	4.996	1.875
14.900	.500	4.996	1.875
20.000	.500	4.996	1.875

REFERENCE INFORMATION

SREF	11.0450	SQ.IN.
LREF	3.7500	IN.
BREF	3.7500	IN.
XMRP	24.0000	IN.
YMRP	.0000	IN.
ZMRP	.0000	IN.
SCALE	.0000	

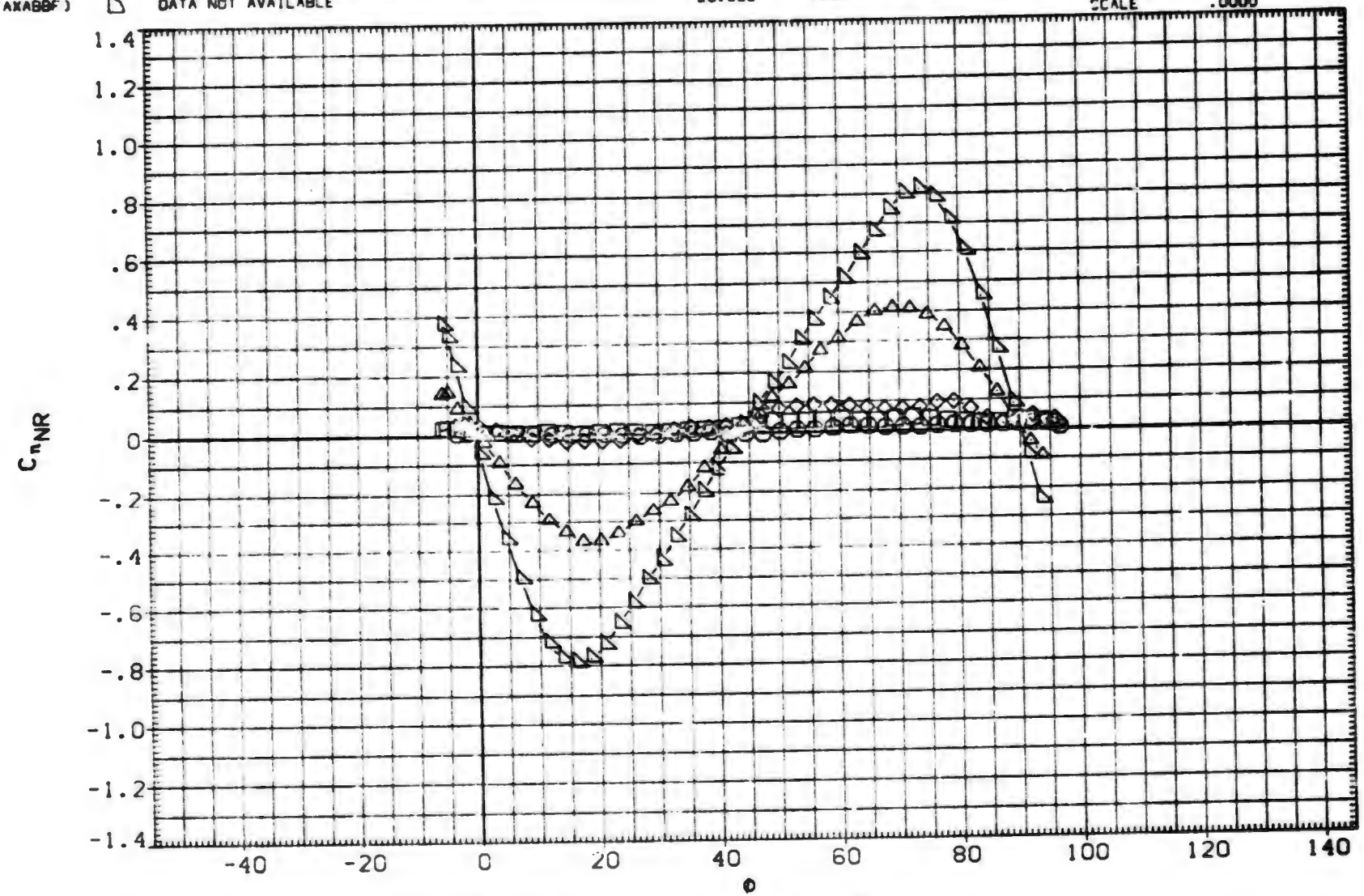

EFFECT OF ROLL ANGLE ON AERODYNAMIC FORCES. B1T15

(C)MACH = 1.21

DATA SET	SYMBOL	CONFIGURATION DESCRIPTION	ALPHA	LAMBDA	RT.CRD	SEMSPN
(RXA108)	○	MDAC 261/AEDC 52 BODY-TAIL. B1T15	.000	.500	4.996	1.875
(RXA110)	□	MDAC 261/AEDC 52 BODY-TAIL. B1T15	2.000	.500	4.996	1.875
(RXA111)	◇	DATA NOT AVAILABLE	4.100	.500	4.996	1.875
(RXA114)	△	MDAC 261/AEDC 52 BODY-TAIL. B1T15	10.400	.500	4.996	1.875
(RXA116)	◁	MDAC 261/AEDC 52 BODY-TAIL. B1T15	14.900	.500	4.996	1.875
(AXABBF)	▷	MDAC 261/AEDC 52 BODY-TAIL. B1T15	20.000	.500	4.996	1.875

REFERENCE INFORMATION

SREF	11.0450	SQ.IN.
LREF	3.7500	IN.
BREF	3.7500	IN.
XMRP	24.0000	IN.
YMRP	.0000	IN.
ZMRP	.0000	IN.
SCALE	.0000	

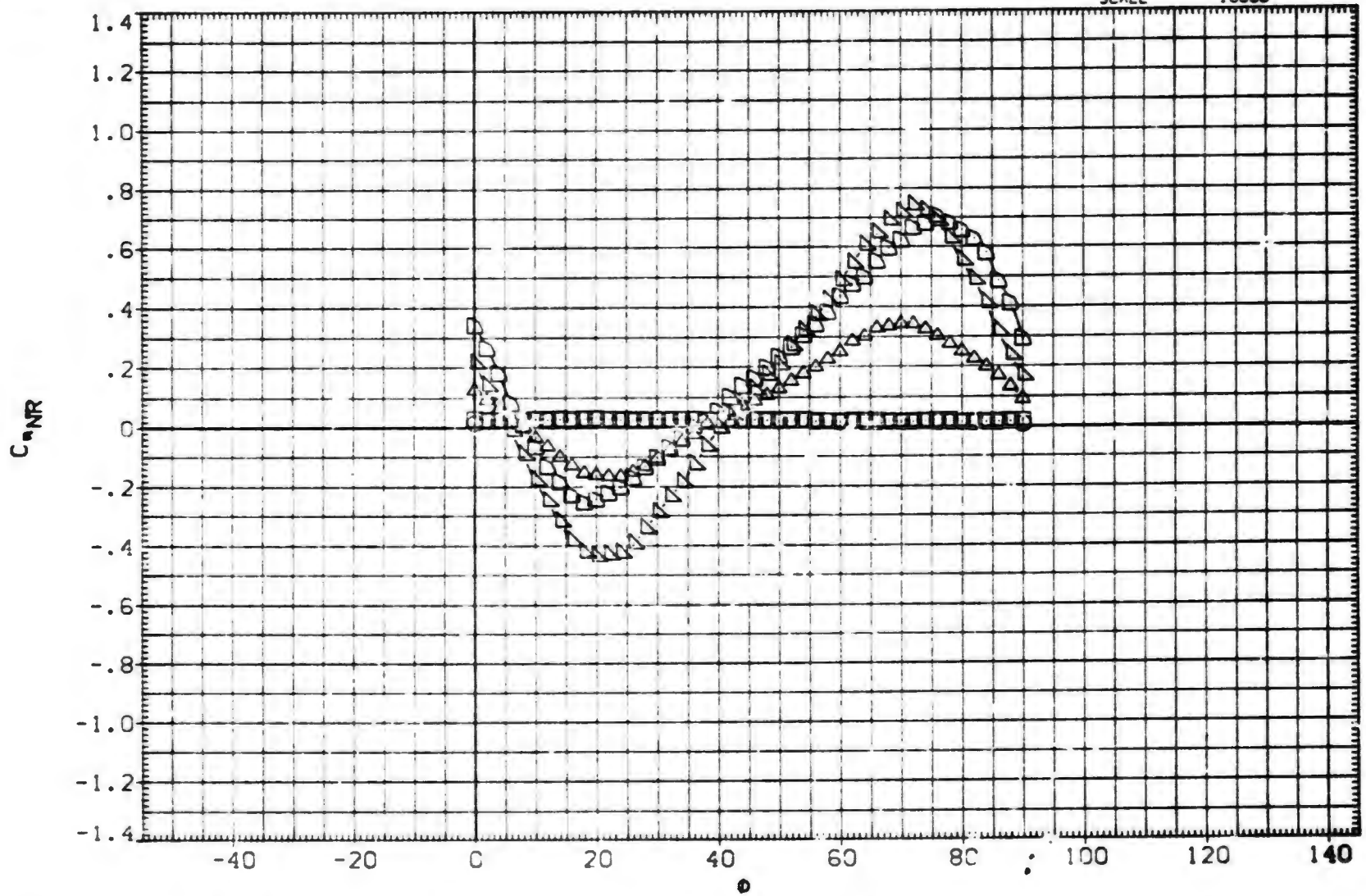

EFFECT OF ROLL ANGLE ON AERODYNAMIC FORCES. B1T15

(D)MACH = 1.76

DATA SET	SYMBOL	CONFIGURATION DESCRIPTION
(RXA108)	○	MDAC 261/AEDC 52 BODY-TAIL. B1T15
(RXA110)	□	MDAC 261/AEDC 52 BODY-TAIL. B1T15
(RXA111)	◇	MDAC 261/AEDC 52 BODY-TAIL. B1T15
(RXA114)	△	MDAC 261/AEDC 52 BODY-TAIL. B1T15
(RXA116)	▽	MDAC 261/AEDC 52 BODY-TAIL. B1T15
(AXA88F)	▷	MDAC 261/AEDC 52 BODY-TAIL. B1T15

ALPHA	LAMBDA	RT.CRD	SEMSPN
.000	.500	4.996	1.875
2.000	.500	4.996	1.875
4.100	.500	4.996	1.875
10.400	.500	4.996	1.875
14.900	.500	4.996	1.875
20.000	.500	4.996	1.875

REFERENCE INFORMATION

SREF	11.0450	SQ.IN.
LREF	3.7500	IN.
BREF	3.7500	IN.
XMRP	24.0000	IN.
YMRP	.0000	IN.
ZMRP	.0000	IN.
SCALE	.0000	

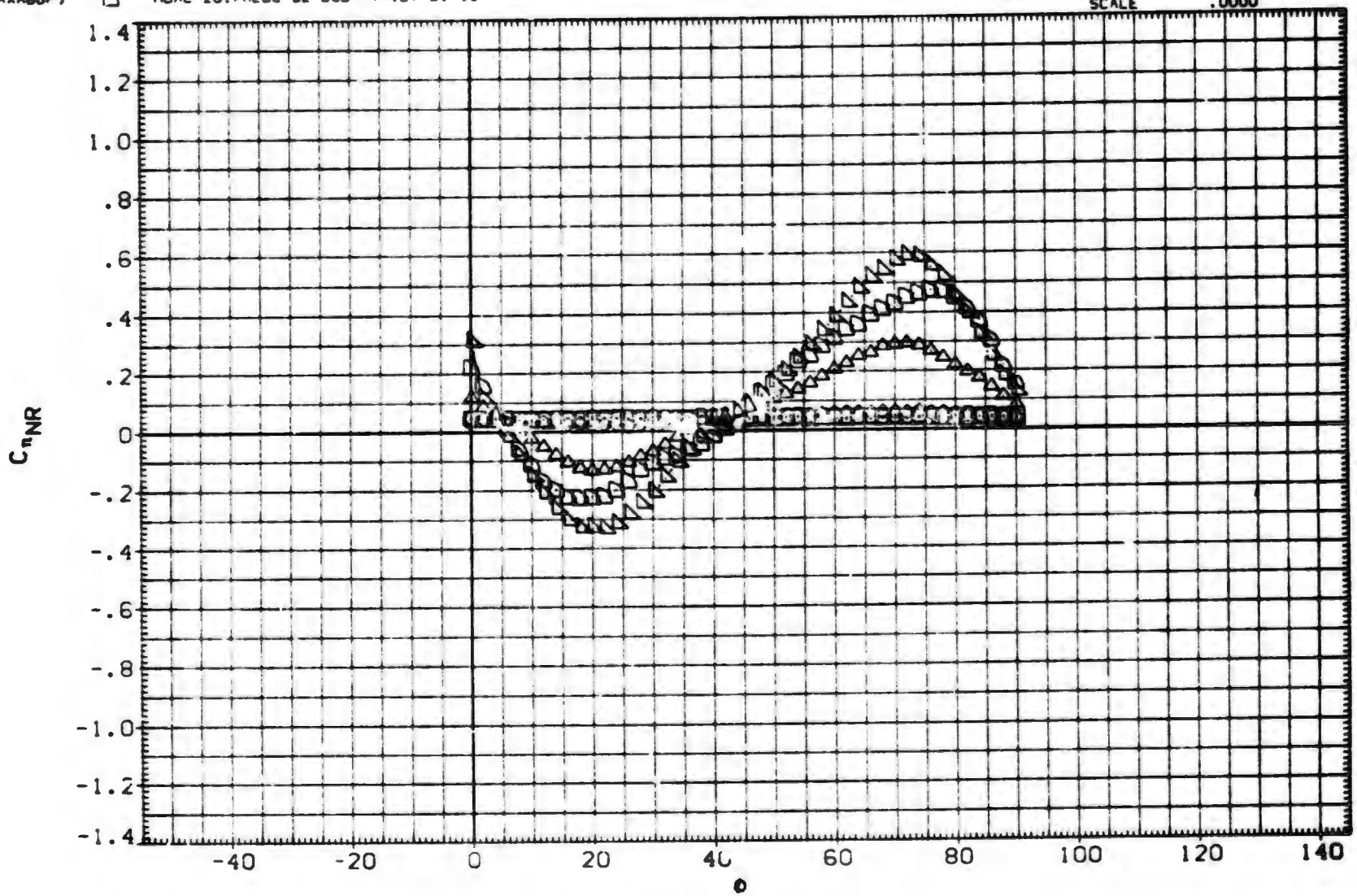

EFFECT OF ROLL ANGLE ON AERODYNAMIC FORCES, B1T15

(E)MACH = 2.00

DATA SET	SYMBOL	CONFIGURATION DESCRIPTION
(RXA108)	○	MDAC 261/AEDC 52 BODY-TAIL. B1T15
(RXA110)	□	MDAC 261/AEDC 52 BODY-TAIL. B1T15
(RXA111)	◇	MDAC 261/AEDC 52 BODY-TAIL. B1T15
(RXA114)	◁	MDAC 261/AEDC 52 BODY-TAIL. B1T15
(RXA116)	△	MDAC 261/AEDC 52 BODY-TAIL. B1T15
(AXA88F)	D	MDAC 261/AEDC 52 BODY-TAIL. B1T15

ALPHA	LAMBDA	RT.CRD	SEMSPN
.000	.500	4.996	1.875
2.000	.500	4.996	1.875
4.100	.500	4.996	1.875
10.400	.500	4.996	1.875
14.900	.500	4.996	1.875
20.000	.500	4.996	1.875

REFERENCE INFORMATION

SREF	11.0450	SQ.IN.
LREF	3.7500	IN.
BREF	3.7500	IN.
XMRP	24.0000	IN.
YMRP	.0000	IN.
ZMRP	.0000	IN.
SCALE	.0000	

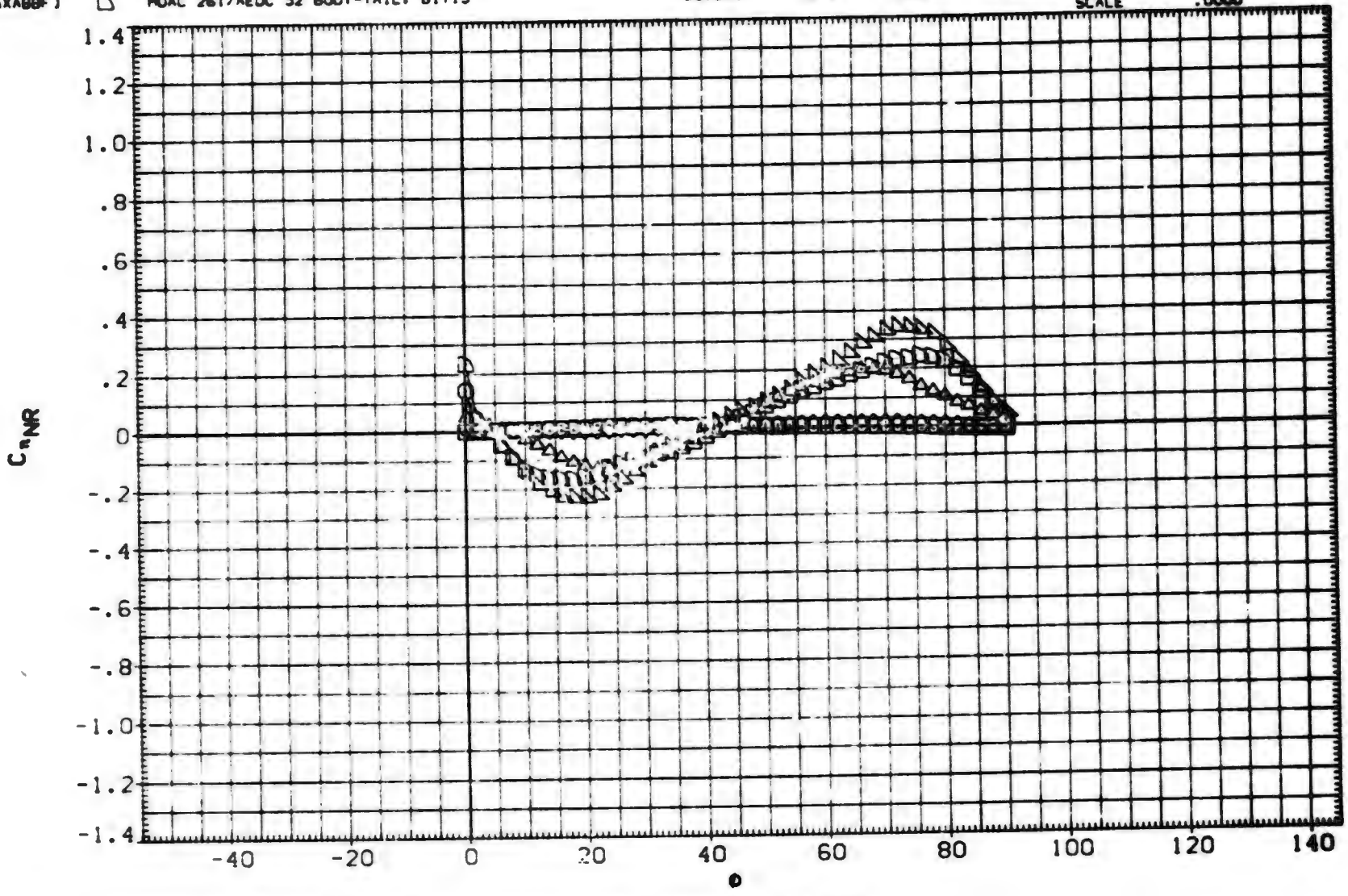

EFFECT OF ROLL ANGLE ON AERODYNAMIC FORCES. B1T15

(F)MACH = 2.50

DATA SET	SYMBOL	CONFIGURATION DESCRIPTION
(RXA108)	○	MDAC 261/AEDC 52 BODY-TAIL. B1T15
(RXA110)	□	MDAC 261/AEDC 52 BODY-TAIL. B1T15
(RXA111)	◇	MDAC 261/AEDC 52 BODY-TAIL. B1T15
(RXA114)	△	MDAC 261/AEDC 52 BODY-TAIL. B1T15
(RXA116)	◺	MDAC 261/AEDC 52 BODY-TAIL. B1T15
(AXABBF)	▱	MDAC 261/AEDC 52 BODY-TAIL. B1T15

ALPHA	LAMBDA	RT.CRD	SEMSPN
.000	.500	4.996	1.875
2.000	.500	4.996	1.875
4.100	.500	4.996	1.875
10.400	.500	4.996	1.875
14.900	.500	4.996	1.875
20.000	.500	4.996	1.875

REFERENCE INFORMATION

SREF	11.0450	SQ.IN.
LREF	3.7500	IN.
BREF	3.7500	IN.
XMRP	24.0000	IN.
YMRP	.0000	IN.
ZMRP	.0000	IN.
SCALE	.0000	

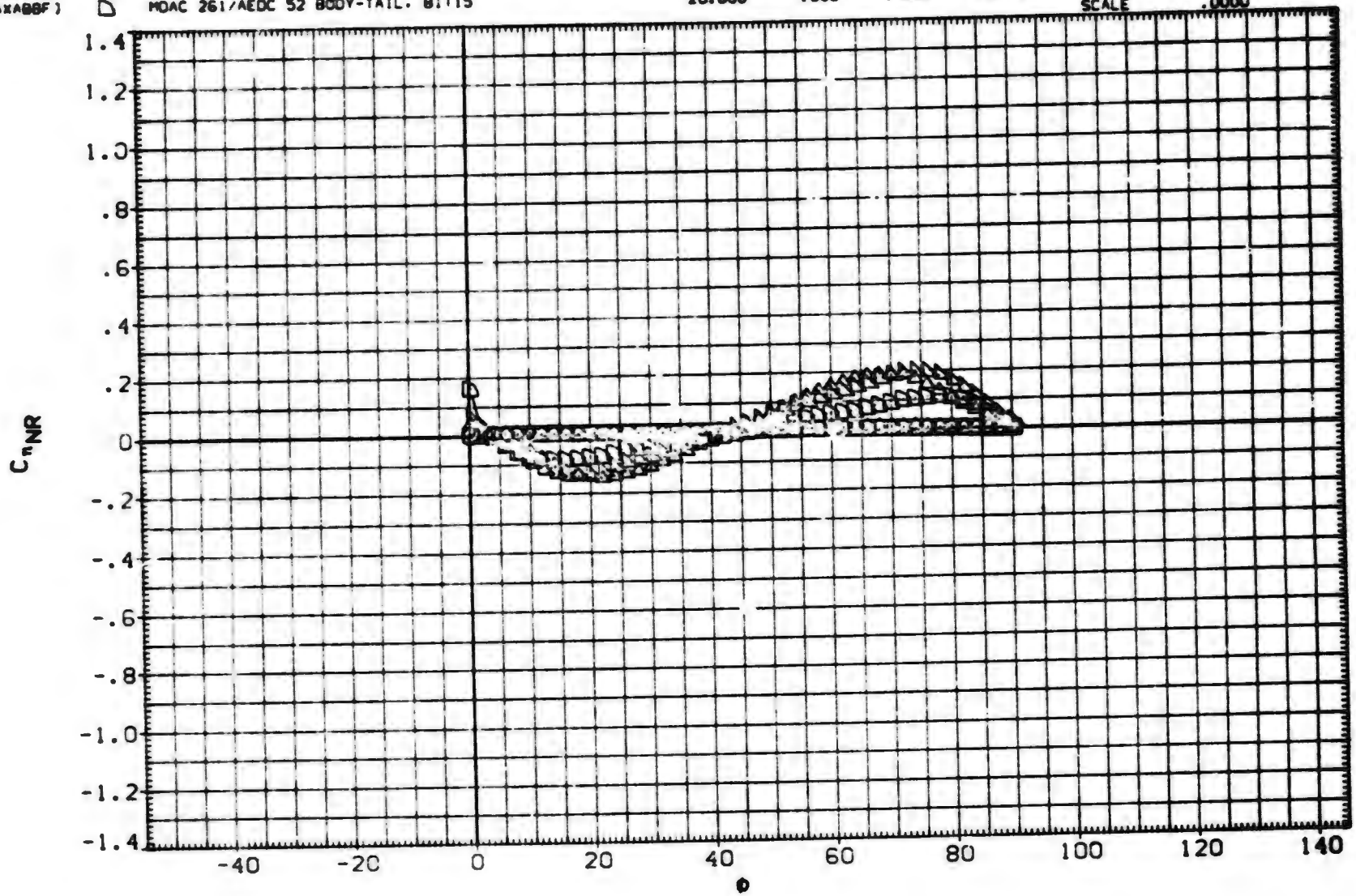

EFFECT OF ROLL ANGLE ON AERODYNAMIC FORCES. B1T15

(G)MACH = 3.01

DATA SET	SYMBOL	CONFIGURATION DESCRIPTION
(RXA108)	○	MDAC 261/AEDC 52 BODY-TAIL. B1T15
(RXA110)	□	MDAC 261/AEDC 52 BODY-TAIL. B1T15
(RXA111)	◇	MDAC 261/AEDC 52 BODY-TAIL. B1T15
(RXA114)	△	MDAC 261/AEDC 52 BODY-TAIL. B1T15
(RXA116)	◺	MDAC 261/AEDC 52 BODY-TAIL. B1T15
(AXABBF)	◸	DATA NOT AVAILABLE

ALPHA	LAMBDA	RT.CRD	SEMSPN
.000	.500	4.996	1.875
2.000	.500	4.996	1.875
4.100	.500	4.996	1.875
10.400	.500	4.996	1.875
14.900	.500	4.996	1.875
20.000	.500	4.996	1.875

REFERENCE INFORMATION

SREF	11.0450	SQ. IN.
LREF	3.7500	IN.
BREF	3.7500	IN.
XMRP	24.0000	IN.
YMRP	.0000	IN.
ZMRP	.0000	IN.
SCALE	.0000	

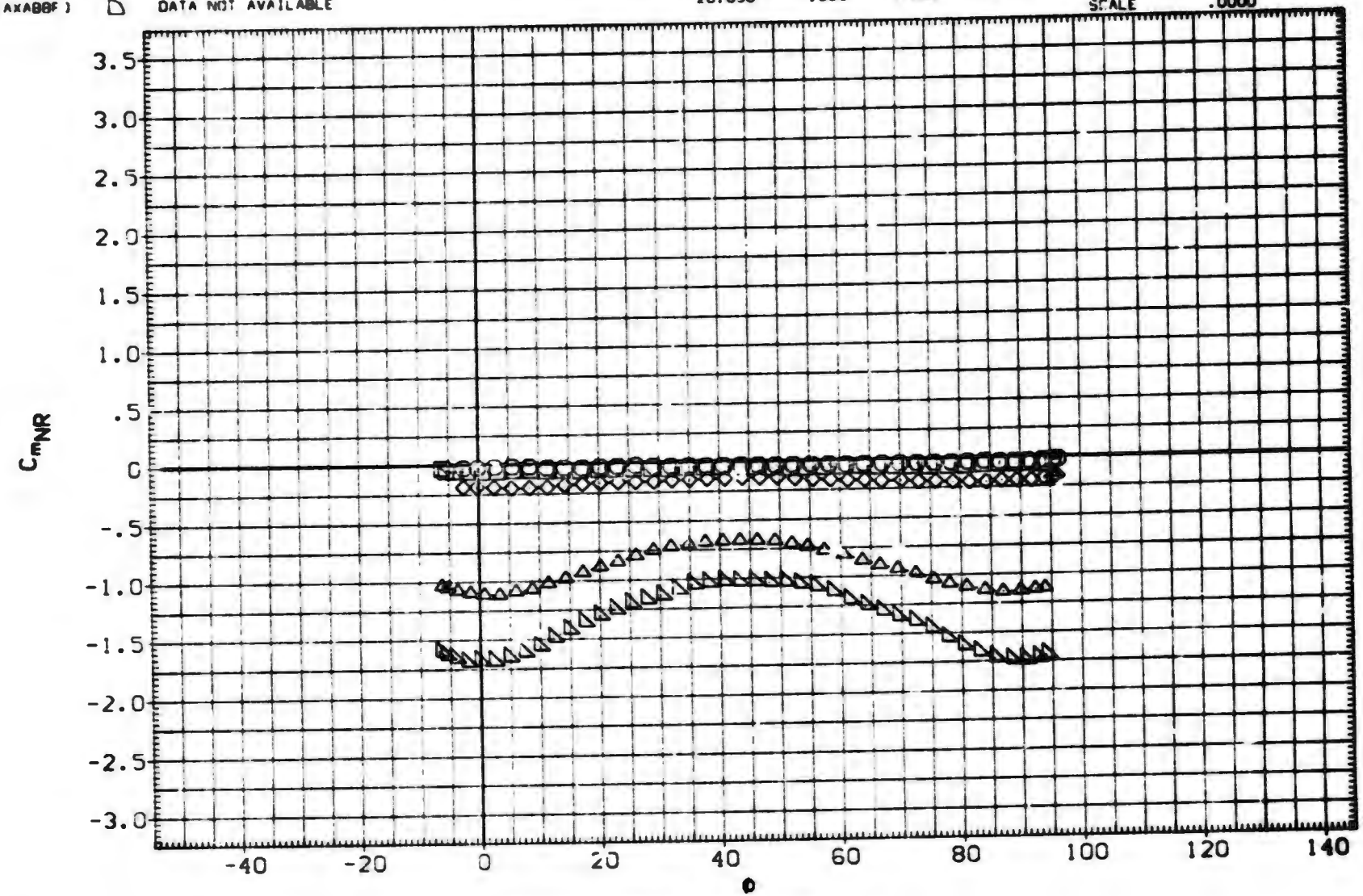

EFFECT OF ROLL ANGLE ON AERODYNAMIC FORCES. B1T15

(A)MACH = .79

DATA SET	SYMBOL	CONFIGURATION DESCRIPTION	ALPHA	LAMBDA	RT.CRD	SEMSPN
(RXA108)	○	MDAC 261/AEDC 52 BODY-TAIL. B1T15	.000	.500	4.996	1.875
(RXA110)	□	MDAC 261/AEDC 52 BODY-TAIL. B1T15	2.000	.500	4.996	1.875
(RXA111)	◇	MDAC 261/AEDC 52 BODY-TAIL. B1T15	4.100	.500	4.996	1.875
(RXA114)	△	MDAC 261/AEDC 52 BODY-TAIL. B1T15	10.400	.500	4.996	1.875
(RXA116)	▷	MDAC 261/AEDC 52 BODY-TAIL. B1T15	14.900	.500	4.996	1.875
(AXABBF)	▷	DATA NOT AVAILABLE	20.000	.500	4.996	1.875

REFERENCE INFORMATION

SREF	11.0450	SQ. IN.
LREF	3.7500	IN.
BREF	3.7500	IN.
XMRP	24.0000	IN.
YMRP	.0000	IN.
ZMRP	.0000	IN.
SCALE	.0000	

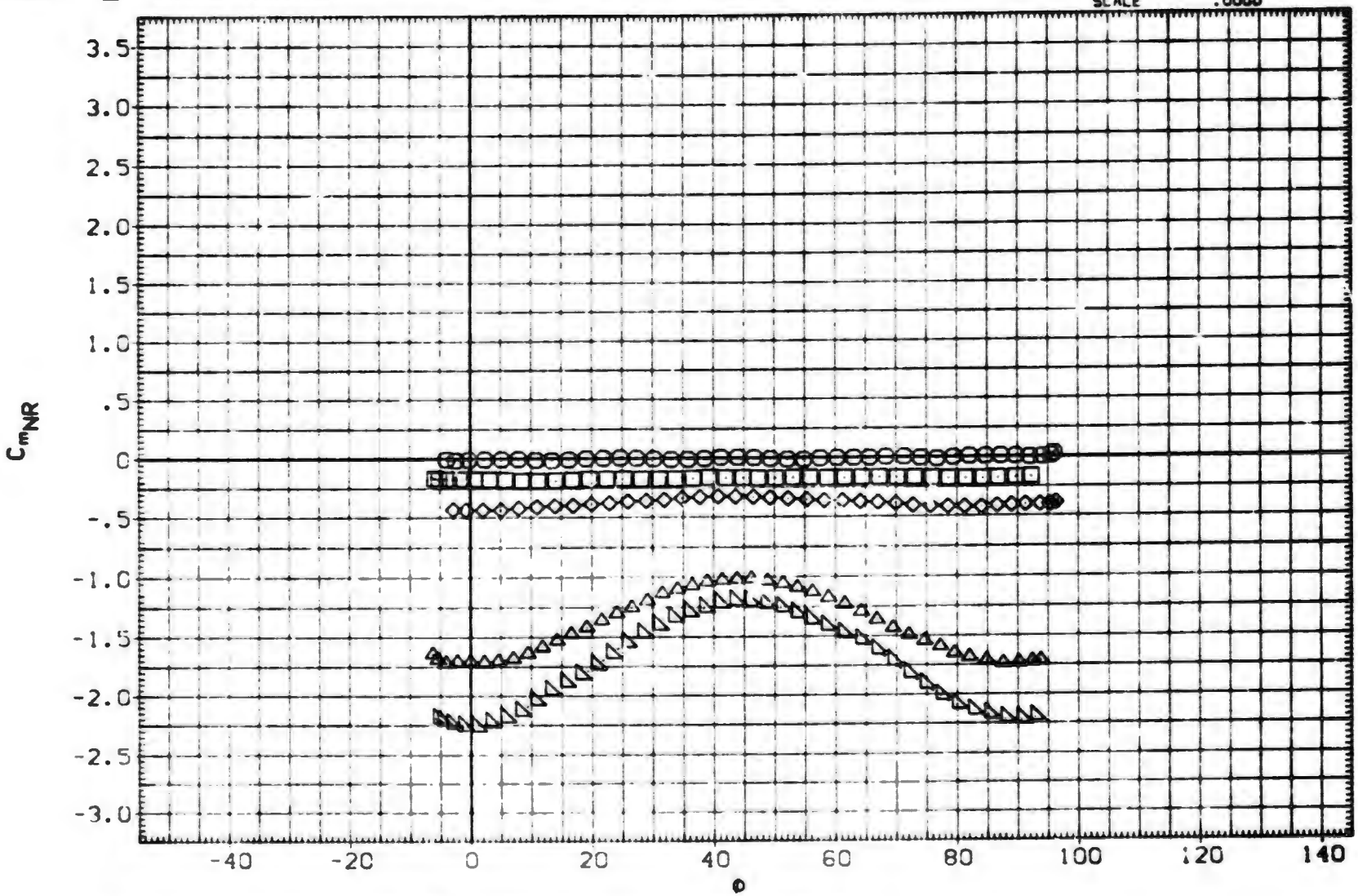

EFFECT OF ROLL ANGLE ON AERODYNAMIC FORCES. B1T15

(B)MACH = 1.00

DATA SET	SYMBOL	CONFIGURATION DESCRIPTION
(RXA108)	○	MDAC 261/AEDC 52 BODY-TAIL. B1T15
(RXA110)	□	MDAC 261/AEDC 52 BODY-TAIL. B1T15
(RXA111)	◇	MDAC 261/AEDC 52 BODY-TAIL. B1T15
(RXA114)	△	MDAC 261/AEDC 52 BODY-TAIL. B1T15
(RXA116)	▽	MDAC 261/AEDC 52 BODY-TAIL. B1T15
(AXABBF)	▷	DATA NOT AVAILABLE

ALPHA	LAMBDA	RT.CRD	SEMSPN
.000	.500	4.996	1.875
2.000	.500	4.996	1.875
4.100	.500	4.996	1.875
10.400	.500	4.996	1.875
14.900	.500	4.996	1.875
20.000	.500	4.996	1.875

REFERENCE INFORMATION

SREF	11.0450	SQ.IN.
LREF	3.7500	IN.
BREF	3.7500	IN.
XMRP	24.0000	IN.
YMRP	.0000	IN.
ZMRP	.0000	IN.
SCALE	.0000	

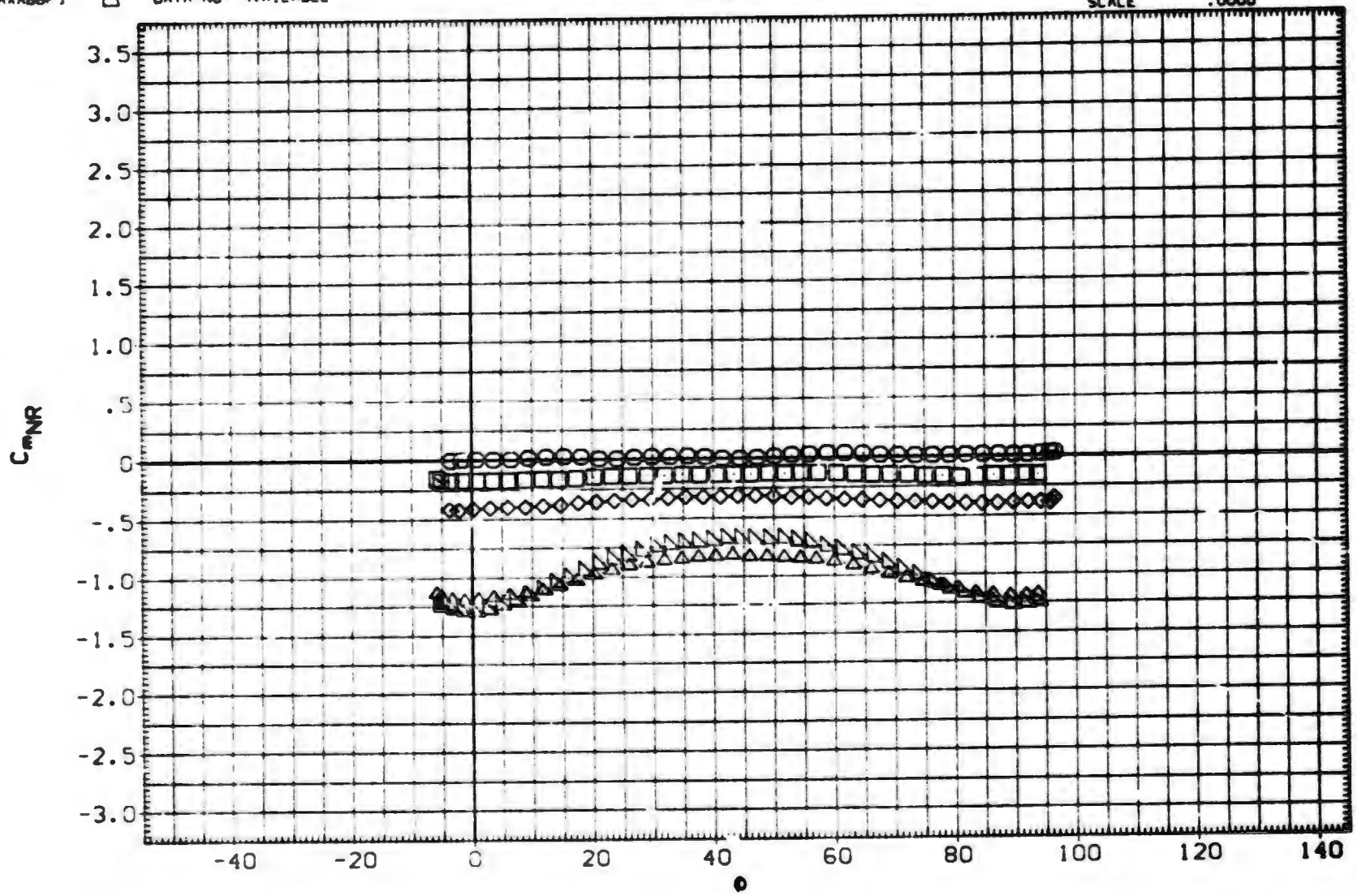

EFFECT OF ROLL ANGLE ON AERODYNAMIC FORCES. B1T15

(C)MACH = 1.21

DATA SET	SYMBOL	CONFIGURATION DESCRIPTION	ALPHA	LAMBDA	RT.CRD	SEMSPN
(RXA108)		MDAC 261/AEDC 52 BODY-TAIL. B1T15	.000	.500	4.996	1.875
(RXA110)		MDAC 261/AEDC 52 BODY-TAIL. B1T15	2.000	.500	4.996	1.875
(RXA111)		DATA NOT AVAILABLE	4.100	.500	4.996	1.875
(RXA114)		MDAC 261/AEDC 52 BODY-TAIL. B1T15	10.400	.500	4.996	1.875
(RXA116)		MDAC 261/AEDC 52 BODY-TAIL. B1T15	14.900	.500	4.996	1.875
(AXABBF)		MDAC 261/AEDC 52 BODY-TAIL. B1T15	20.000	.500	4.996	1.875

REFERENCE INFORMATION		
SREF	11.0450	SQ.IN.
LREF	3.7500	IN.
BREF	3.7500	IN.
XMRP	24.0000	IN.
YMRP	.0000	IN.
ZMRP	.0000	IN.
SCALE	.0000	

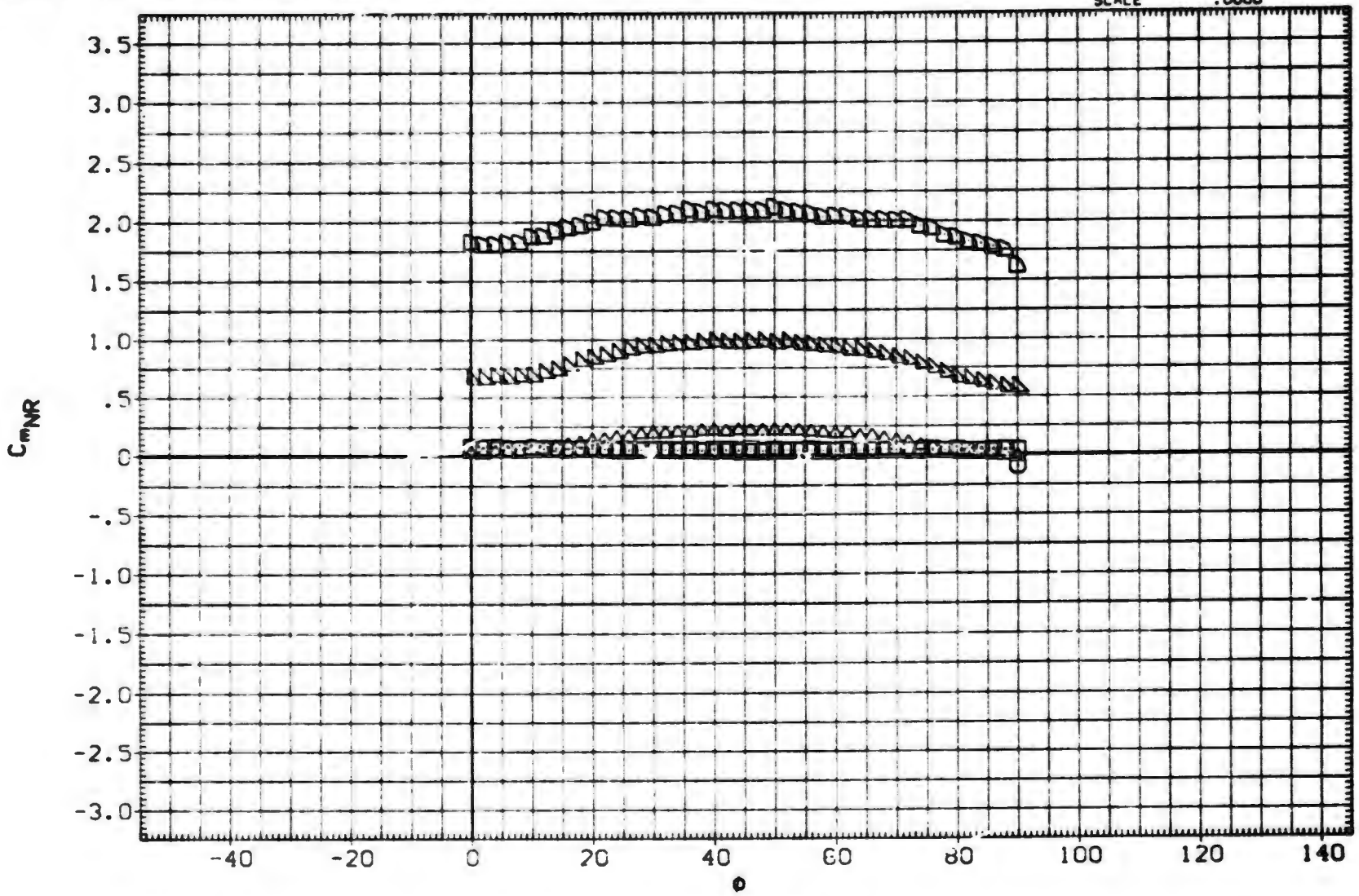

EFFECT OF ROLL ANGLE ON AERODYNAMIC FORCES. B1T15

(D)MACH = 1.76

DATA SET	SYMBOL	CONFIGURATION DESCRIPTION
(RXA108)	○	MDAC 261/AEDC 52 BODY-TAIL. B1T15
(RXA110)	□	MDAC 261/AEDC 52 BODY-TAIL. B1T15
(RXA111)	◇	MDAC 261/AEDC 52 BODY-TAIL. B1T15
(RXA114)	△	MDAC 261/AEDC 52 BODY-TAIL. B1T15
(RXA116)	◺	MDAC 261/AEDC 52 BODY-TAIL. B1T15
(AKA88F)	D	MDAC 261/AEDC 52 BODY-TAIL. B1T15

ALPH .	LAMBDA	RT.CRD	SEMSPN
.000	.500	4.996	1.875
2.000	.500	4.996	1.875
4.100	.500	4.996	1.875
10.400	.500	4.996	1.875
14.900	.500	4.996	1.875
20.000	.500	4.996	1.875

REFERENCE INFORMATION

SREF	11.0450	SQ.IN.
LREF	3.7500	IN.
BREF	3.7500	IN.
XMRP	24.0000	IN.
YMRP	.0000	IN.
ZMRP	.0000	IN.
SCALE	.0000	

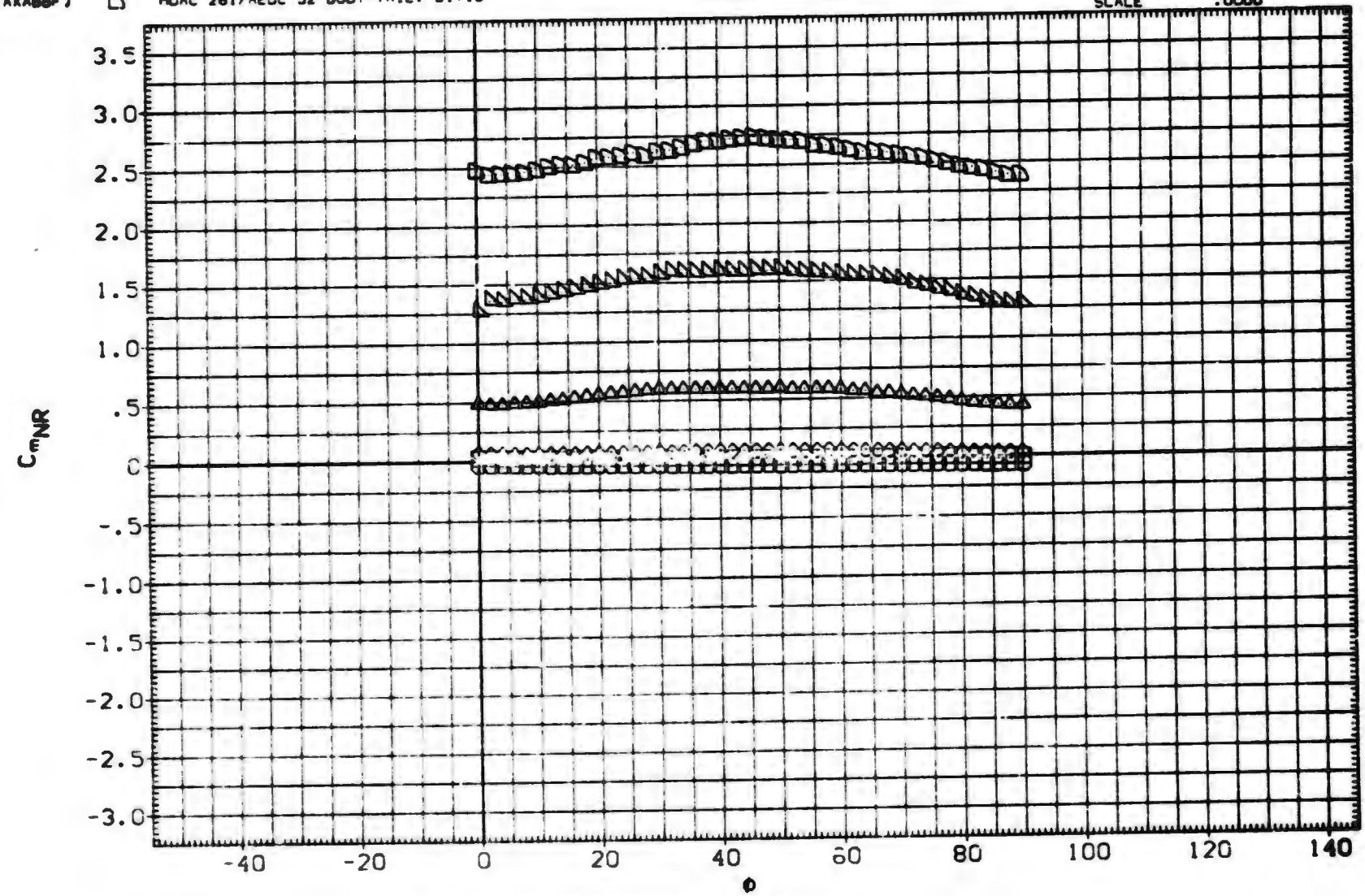

EFFECT OF ROLL ANGLE ON AERODYNAMIC FORCES. B1T15

(E)MACH = 2.00

DATA SET	SYMBOL	CONFIGURATION DESCRIPTION
(RXA108)	○	MDAC 261/AEDC 52 BODY-TAIL. B1T15
(RXA110)	□	MDAC 261/AEDC 52 BODY-TAIL. B1T15
(RXA111)	◇	MDAC 261/AEDC 52 BODY-TAIL. B1T15
(RXA114)	△	MDAC 261/AEDC 52 BODY-TAIL. B1T15
(RXA116)	▷	MDAC 261/AEDC 52 BODY-TAIL. B1T15
(AXABBF)	▷	MDAC 261/AEDC 52 BODY-TAIL. B1T15

ALPHA	LAMBDA	RT.CRD	SEMSPN
.000	.500	4.996	1.875
2.000	.500	4.996	1.875
4.100	.500	4.996	1.875
10.400	.500	4.996	1.875
14.900	.500	4.996	1.875
20.000	.500	4.996	1.875

REFERENCE INFORMATION

SREF	11.0450	SQ.IN.
LREF	3.7500	IN.
BREF	3.7500	IN.
XMRP	24.0000	IN.
YMRP	.0000	IN.
ZMRP	.0000	IN.
SCALE	.0000	

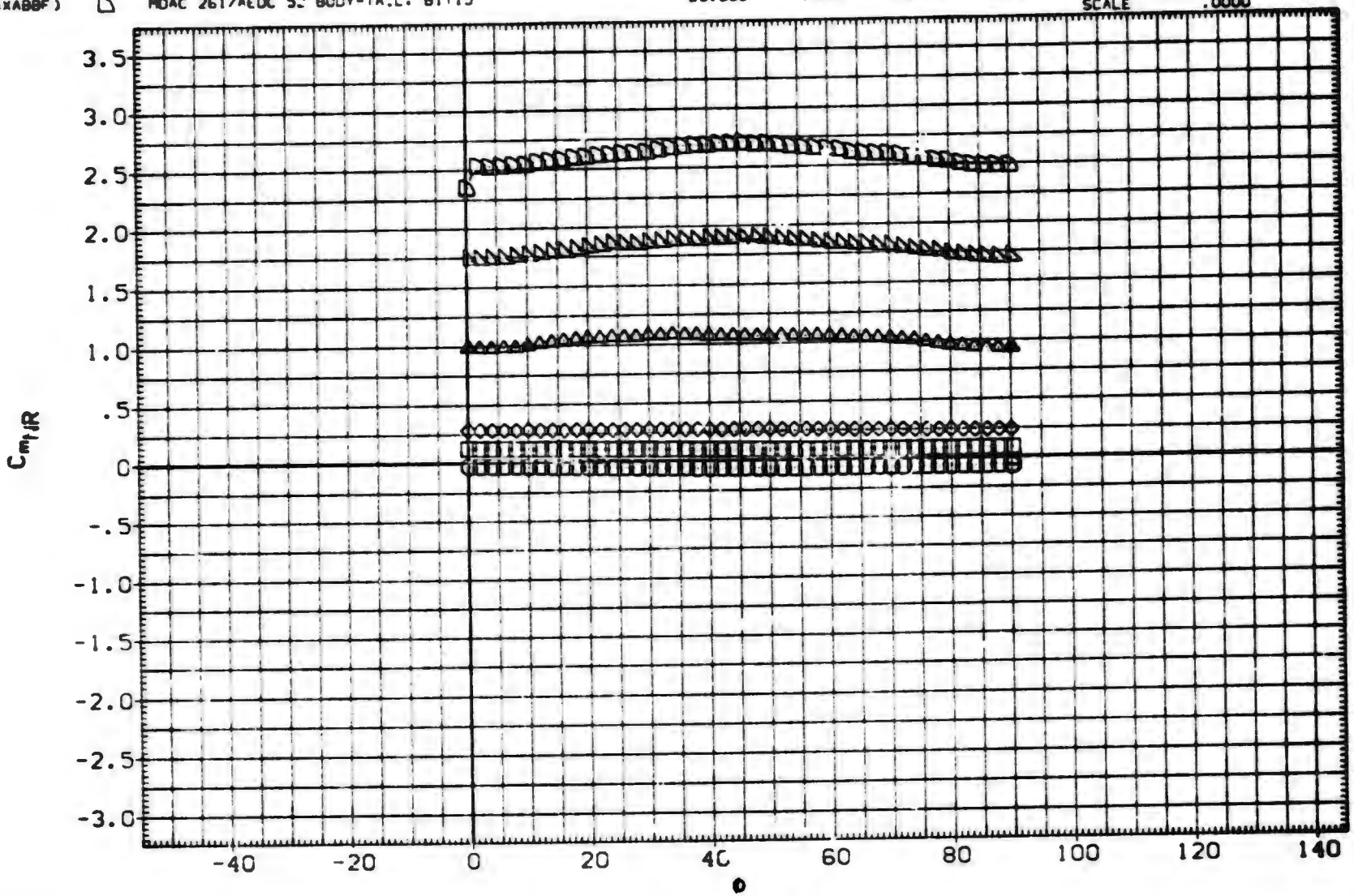

EFFECT OF ROLL ANGLE ON AERODYNAMIC FORCES. B1T15

(F)MACH = 2.50

DATA SET	SYMBOL	CONFIGURATION DESCRIPTION	ALPHA	LAMBDA	RT.CRD	SEMSPN
(RXA108)	○	MDAC 261/AEDC 52 BODY-TAIL. B1T15	.000	.500	4.996	1.875
(RXA110)	□	MDAC 261/AEDC 52 BODY-TAIL. B1T15	2.000	.500	4.996	1.875
(RXA111)	◇	MDAC 261/AEDC 52 BODY-TAIL. B1T15	4.100	.500	4.996	1.875
(RXA114)	△	MDAC 261/AEDC 52 BODY-TAIL. B1T15	10.400	.500	4.996	1.875
(RXA116)	◁	MDAC 261/AEDC 52 BODY-TAIL. B1T15	14.900	.500	4.996	1.875
(AXA88F)	▷	MDAC 261/AEDC 52 BODY-TAIL. B1T15	20.000	.500	4.996	1.875

REFERENCE INFORMATION

SREF	11.0450	SQ. IN.
LREF	3.7500	IN.
BREF	3.7500	IN.
XMRP	24.0000	IN.
YMRP	.0000	IN.
ZMRP	.0000	IN.
SCALE	.0000	

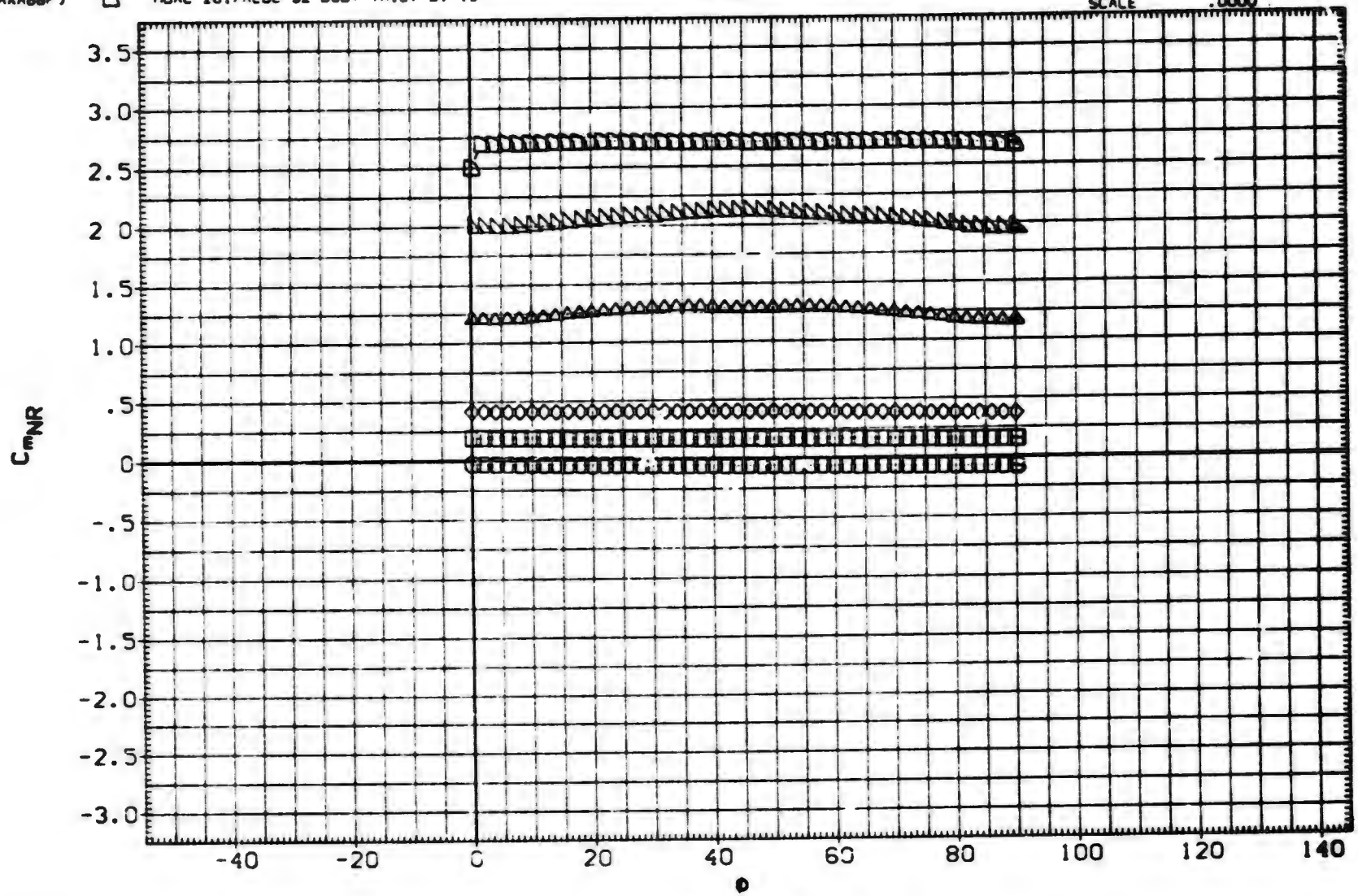

EFFECT OF ROLL ANGLE ON AERODYNAMIC FORCES. B1T15

(G)MACH = 3.01

DATA SET	SYMBOL	CONFIGURATION DESCRIPTION	ALPHA	LAMBDA	RT.CRD	SEMSPN
(RXA108)	○	MDAC 261/AEDC 52 BODY-TAIL. BIT15	.000	.500	4.996	1.875
(RXA110)	□	MDAC 261/AEDC 52 BODY-TAIL. BIT15	2.000	.500	4.996	1.875
(RXA111)	◇	MDAC 261/AEDC 52 BODY-TAIL. BIT15	4.100	.500	4.996	1.875
(RXA114)	△	MDAC 261/AEDC 52 BODY-TAIL. BIT15	10.400	.500	4.996	1.875
(RXA116)	◁	MDAC 261/AEDC 52 BODY-TAIL. BIT15	14.900	.500	4.996	1.875
(AXABBF)	▷	DATA NOT AVAILABLE	20.000	.500	4.996	1.875

REFERENCE INFORMATION		
SREF	11.0450	SQ. IN.
LREF	3.7500	IN.
BREF	3.7500	IN.
XMRP	24.0000	IN.
YMRP	.0000	IN.
ZMRP	.0000	IN.
SCALE	.0000	

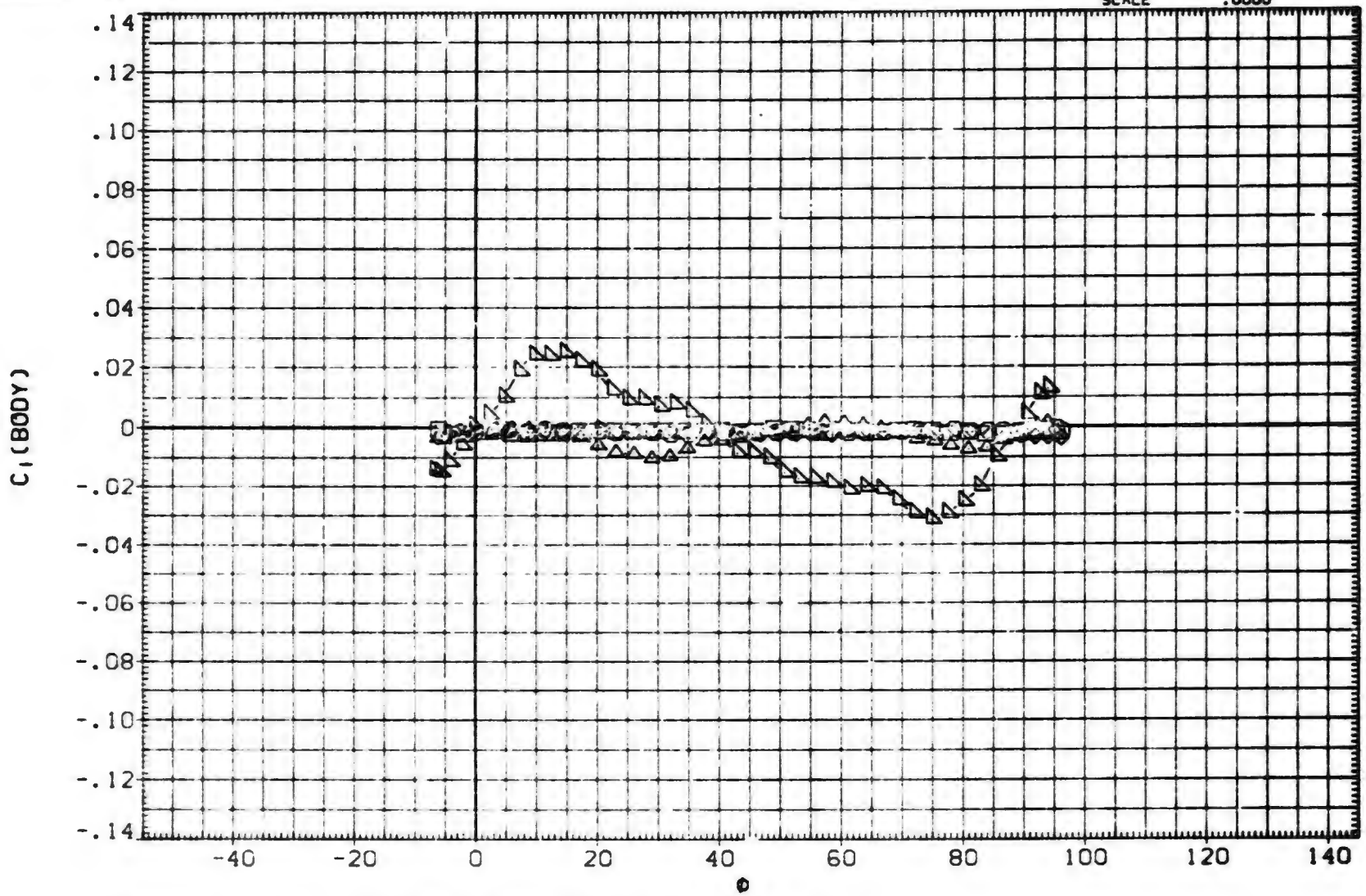

EFFECT OF ROLL ANGLE ON AERODYNAMIC FORCES. BIT15

(A)MACH = .79

DATA SET	SYMBOL	CONFIGURATION DESCRIPTION	ALPHA	LAMBDA	RT.CRD	SEMSPN
(RXA108)	○	MDAC 261/AEDC 52 BODY-TAIL. B1T15	.000	.500	4.996	1.875
(RXA110)	□	MDAC 261/AEDC 52 BODY-TAIL. B1T15	2.000	.500	4.996	1.875
(RXA111)	◇	MDAC 261/AEDC 52 BODY-TAIL. B1T15	4.100	.500	4.996	1.875
(RXA114)	△	MDAC 261/AEDC 52 BODY-TAIL. B1T15	10.400	.500	4.996	1.875
(RXA116)	◁	MDAC 261/AEDC 52 BODY-TAIL. B1T15	14.900	.500	4.996	1.875
(AXA88F)	▷	DATA NOT AVAILABLE	20.000	.500	4.996	1.875

REFERENCE INFORMATION		
SREF	11.0450	90. IN.
LREF	3.7500	IN.
BREF	3.7500	IN.
XMRP	24.0000	IN.
YMRP	.0000	IN.
ZMRP	.0000	IN.
SCALE	.0000	

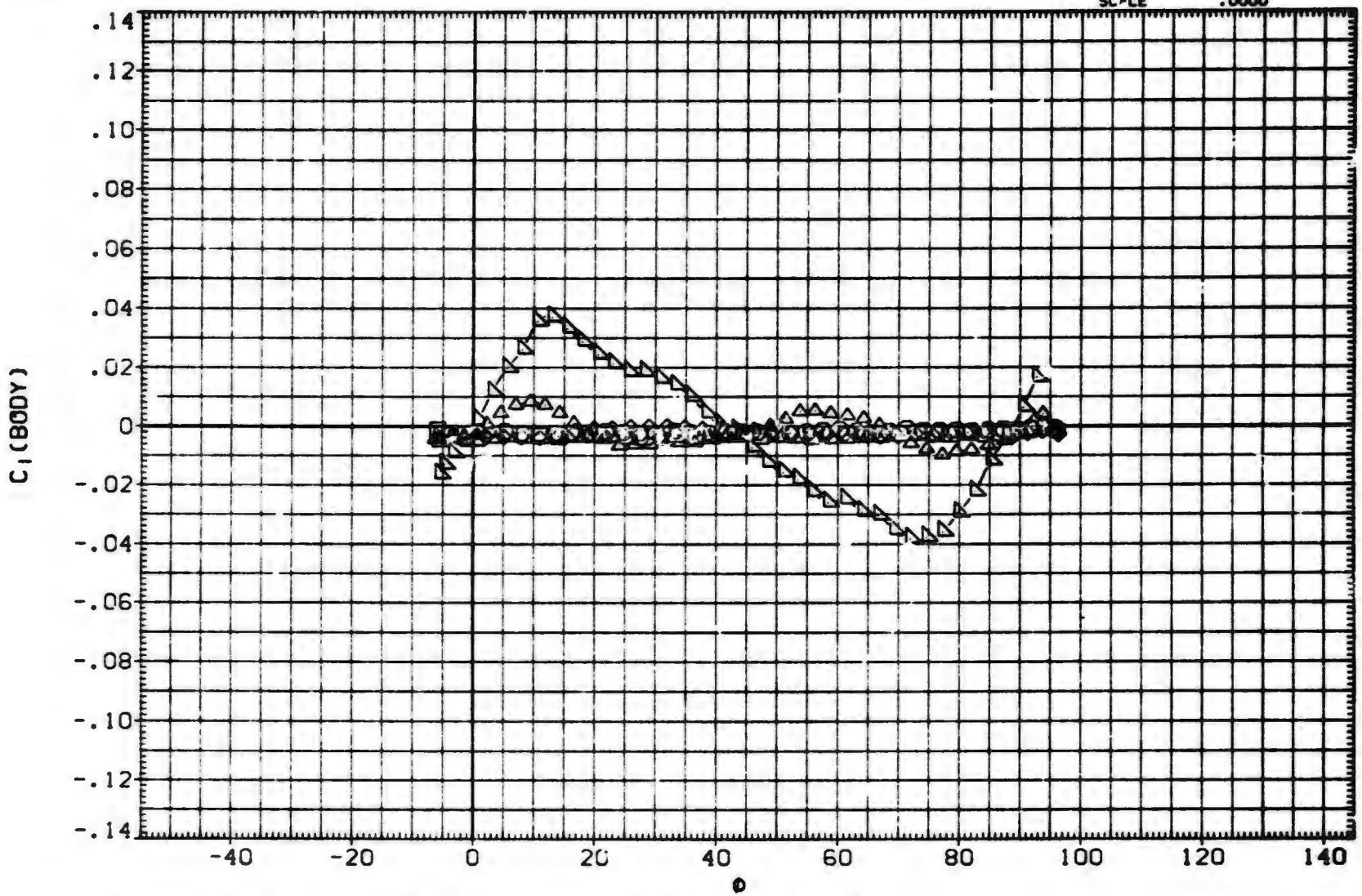

EFFECT OF ROLL ANGLE ON AERODYNAMIC FORCES. B1T15

(B)MACH = 1.00

DATA SET	SYMBOL	CONFIGURATION DESCRIPTION	ALPHA	LAMBDA	RT.CRD	SEMSPN
(RXA108)	○	MDAC 261/AEDC 52 BODY-TAIL. B1T15	.000	.500	4.996	1.875
(RXA110)	□	MDAC 261/AEDC 52 BODY-TAIL. B1T15	2.000	.500	4.996	1.875
(RXA111)	◇	MDAC 261/AEDC 52 BODY-TAIL. B1T15	4.100	.500	4.996	1.875
(RXA114)	△	MDAC 261/AEDC 52 BODY-TAIL. B1T15	10.400	.500	4.996	1.875
(RXA116)	◺	MDAC 261/AEDC 52 BODY-TAIL. B1T15	14.900	.500	4.996	1.875
(AXABBF)	◻	DATA NOT AVAILABLE	20.000	.500	4.996	1.875

REFERENCE INFORMATION

SREF	11.0450	SQ.IN.
LREF	3.7500	IN.
BREF	3.7500	IN.
XMRP	24.0000	IN.
YMRP	.0000	IN.
ZMRP	.0000	IN.
SCALE	.0000	

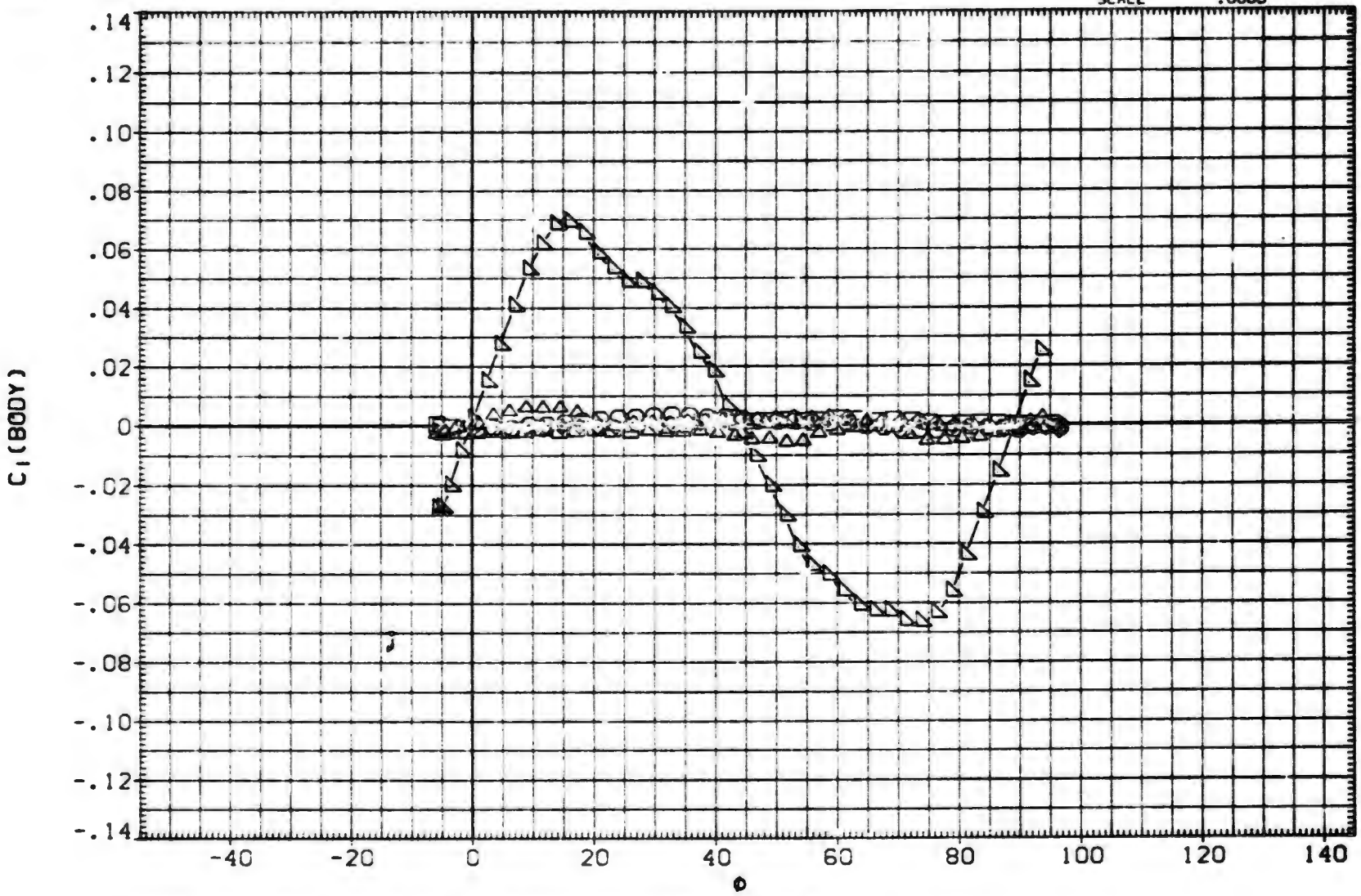

EFFECT OF ROLL ANGLE ON AERODYNAMIC FORCES. B1T15

(C)MACH = 1.21

DATA SET	SYMBOL	CONFIGURATION DESCRIPTION	ALPHA	LAMBDA	RT.CRD	SEMSPN
(RXA108)	○	MDAC 261/AEDC 52 BODY-TAIL. BITIS	.000	.500	4.996	1.875
(RXA110)	□	MDAC 261/AEDC 52 BODY-TAIL. BITIS	2.000	.500	4.996	1.875
(RXA111)	◇	DATA NOT AVAILABLE	4.100	.500	4.996	1.875
(RXA114)	△	MDAC 261/AEDC 52 BODY-TAIL. BITIS	10.400	.500	4.996	1.875
(RXA116)	▽	MDAC 261/AEDC 52 BODY-TAIL. BITIS	14.900	.500	4.996	1.875
(AXA88F)	▷	MDAC 261/AEDC 52 BODY-TAIL. BITIS	20.000	.500	4.996	1.875

REFERENCE INFORMATION

SREF	11.0450	SQ.IN.
LREF	3.7500	IN.
BREF	3.7500	IN.
XMRP	24.0000	IN.
YMRP	.0000	IN.
ZMRP	.0000	IN.
SCALE	.0000	

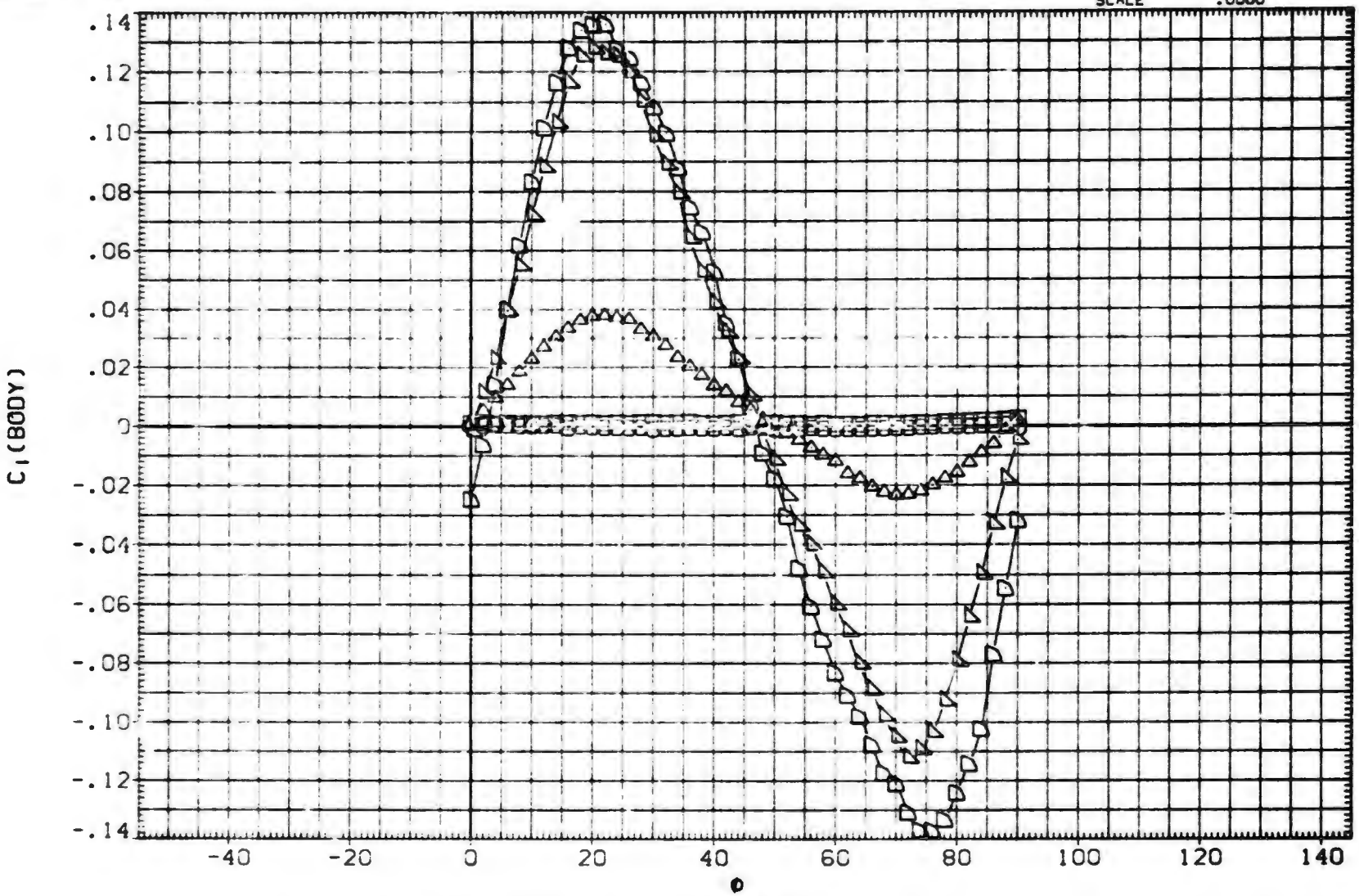

EFFECT OF ROLL ANGLE ON AERODYNAMIC FORCES. BITIS

(D)MACH = 1.76

DATA SET	SYMBOL	CONFIGURATION DESCRIPTION	ALPHA	LAMBDA	RT.CRD	SEMSPN
(RXA108)	○	MDAC 261/AEDC 52 BODY-TAIL. BIT15	.000	.500	4.996	1.875
(RXA110)	□	MDAC 261/AEDC 52 BODY-TAIL. BIT15	2.000	.500	4.996	1.875
(RXA111)	◇	MDAC 261/AEDC 52 BODY-TAIL. BIT15	4.100	.500	4.996	1.875
(RXA114)	◁	MDAC 261/AEDC 52 BODY-TAIL. BIT15	10.400	.500	4.996	1.875
(RXA116)	△	MDAC 261/AEDC 52 BODY-TAIL. BIT15	14.900	.500	4.996	1.875
(AXA88F)	D	MDAC 261/AEDC 52 BODY-TAIL. BIT15	20.000	.500	4.996	1.875

REFERENCE INFORMATION		
SREF	11.0450	SQ.IN.
LREF	3.7500	IN.
BREF	3.7500	IN.
XMRP	24.0000	IN.
YMRP	.0000	IN.
ZMRP	.0000	IN.
SCALE	.0000	

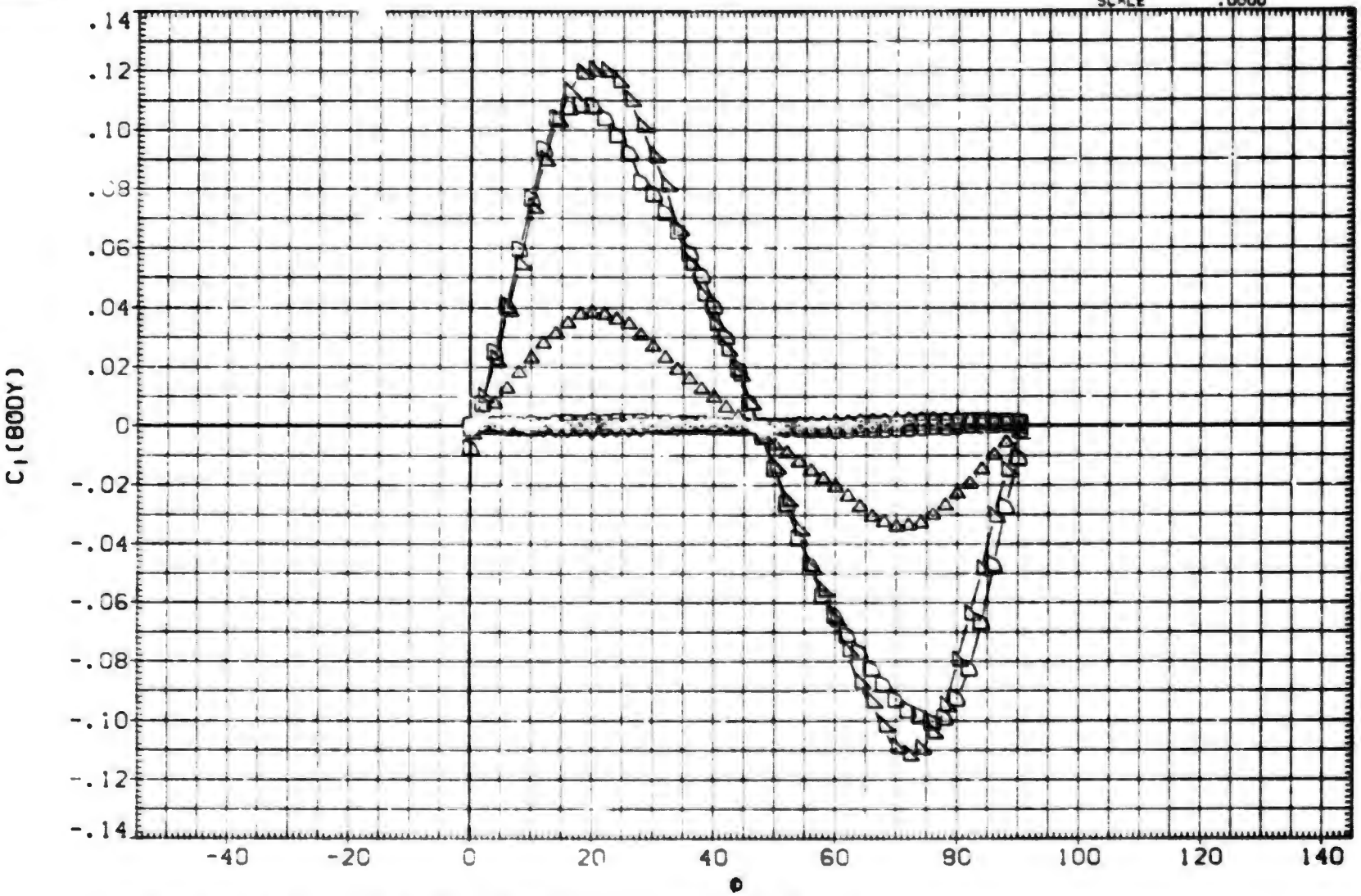

EFFECT OF ROLL ANGLE ON AERODYNAMIC FORCES. BIT15

(E)MACH = 2.00

DATA SET	SYMBOL	CONFIGURATION DESCRIPTION
(RXA108)	○	MDAC 261/AEDC 52 BODY-TAIL. BIT15
(RXA110)	□	MDAC 261/AEDC 52 BODY-TAIL. BIT15
(RXA111)	⊠	MDAC 261/AEDC 52 BODY-TAIL. BIT15
(RXA114)	△	MDAC 261/AEDC 52 BODY-TAIL. BIT15
(RXA116)	◇	MDAC 261/AEDC 52 BODY-TAIL. BIT15
(AXABBF)	D	MDAC 261/AEDC 52 BODY-TAIL. BIT15

ALPHA	LAMBDA	RT.CRD	SEMSPN
.000	.500	4.996	1.875
2.000	.500	4.996	1.875
4.100	.500	4.996	1.875
10.400	.500	4.996	1.875
14.900	.500	4.996	1.875
20.000	.500	4.996	1.875

REFERENCE INFORMATION

SREF	11.0450	SQ.IN.
LREF	3.7500	IN.
BREF	3.7500	IN.
XMRP	24.0000	IN.
YMRP	.0000	IN.
ZMRP	.0000	IN.
SCALE	.0000	

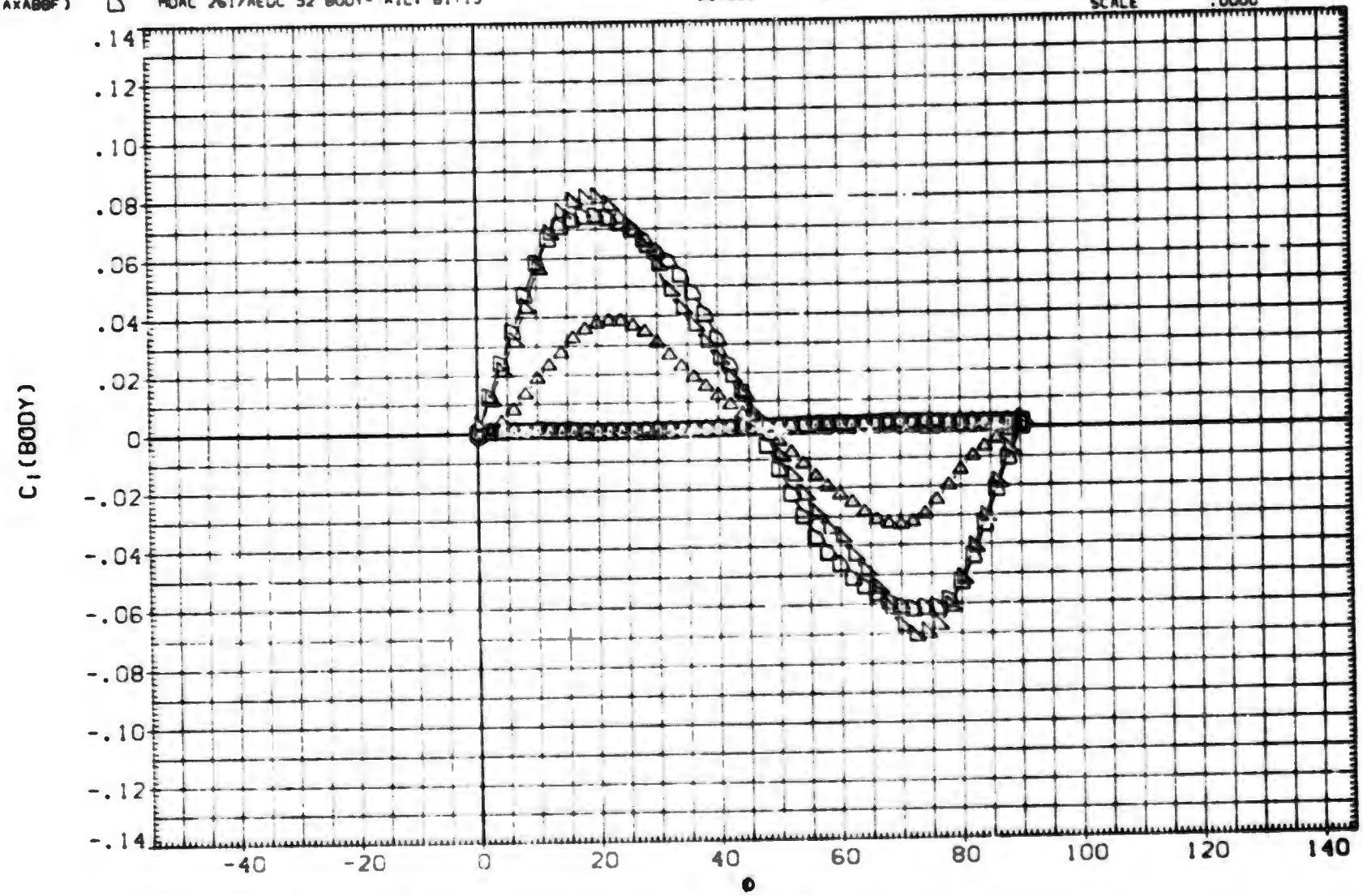

EFFECT OF ROLL ANGLE ON AERODYNAMIC FORCES. BIT15

(F)MACH = 2.50

DATA SET	SYMBOL	CONFIGURATION DESCRIPTION
(RXA108)	○	MDAC 261/AEDC 52 BODY-TAIL. B1T15
(RXA110)	□	MDAC 261/AEDC 52 BODY-TAIL. B1T15
(RXA111)	◇	MDAC 261/AEDC 52 BODY-TAIL. B1T15
(RXA114)	△	MDAC 261/AEDC 52 BODY-TAIL. B1T15
(RXA116)	◁	MDAC 261/AEDC 52 BODY-TAIL. B1T15
(AXABBF)	▷	MDAC 261/AEDC 52 BODY-TAIL. B1T15

ALPHA	LAMBDA	RT.CRD	SEMSPN
.000	.500	4.996	1.875
2.000	.500	4.996	1.875
4.100	.500	4.996	1.875
10.400	.500	4.996	1.875
14.900	.500	4.996	1.875
20.000	.500	4.996	1.875

REFERENCE INFORMATION

SREF	11.0450	SQ.IN.
LREF	3.7500	IN.
BREF	3.7500	IN.
XMRP	24.0000	IN.
YMRP	.0000	IN.
ZMRP	.0000	IN.
SCALE	.0000	

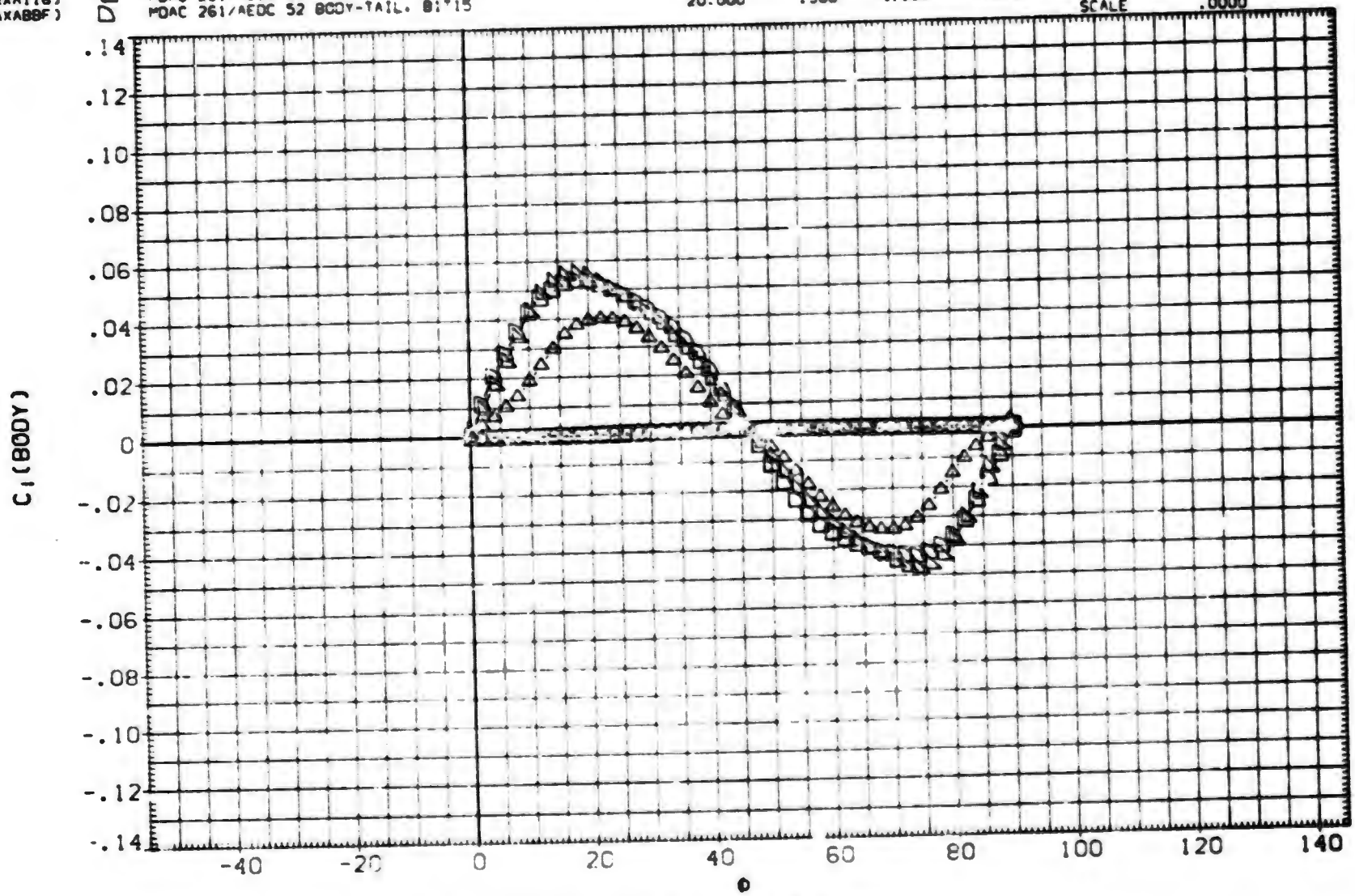

EFFECT OF ROLL ANGLE ON AERODYNAMIC FORCES. B1T15

(G)MACH = 3.01

DATA SET	SYMBOL	CONFIGURATION DESCRIPTION
(BXABBG)	○	AEDC TF 368 BODY-TAIL. BIT15
(BXABBH)	□	AEDC TF 368 BODY-TAIL. BIT15
(BXABBI)	◇	AEDC TF 368 BODY-TAIL. BIT15
(BXABBJ)	△	AEDC TF 368 BODY-TAIL. BIT15
(BXABBK)	◺	AEDC TF 368 BODY-TAIL. BIT15

ALPHA	LAMBDA	RT.CRD	SEMSPN
25.000	.500	4.996	1.875
30.000	.500	4.996	1.875
35.000	.500	4.996	1.875
40.000	.500	4.996	1.875
45.000	.500	4.996	1.875

REFERENCE INFORMATION

SREF	11.0450	SQ. IN.
LREF	3.7500	IN.
BREF	3.7500	IN.
XMRP	24.0000	IN.
YMRP	.0000	IN.
ZMRP	.0000	IN.
SCALE	.0000	

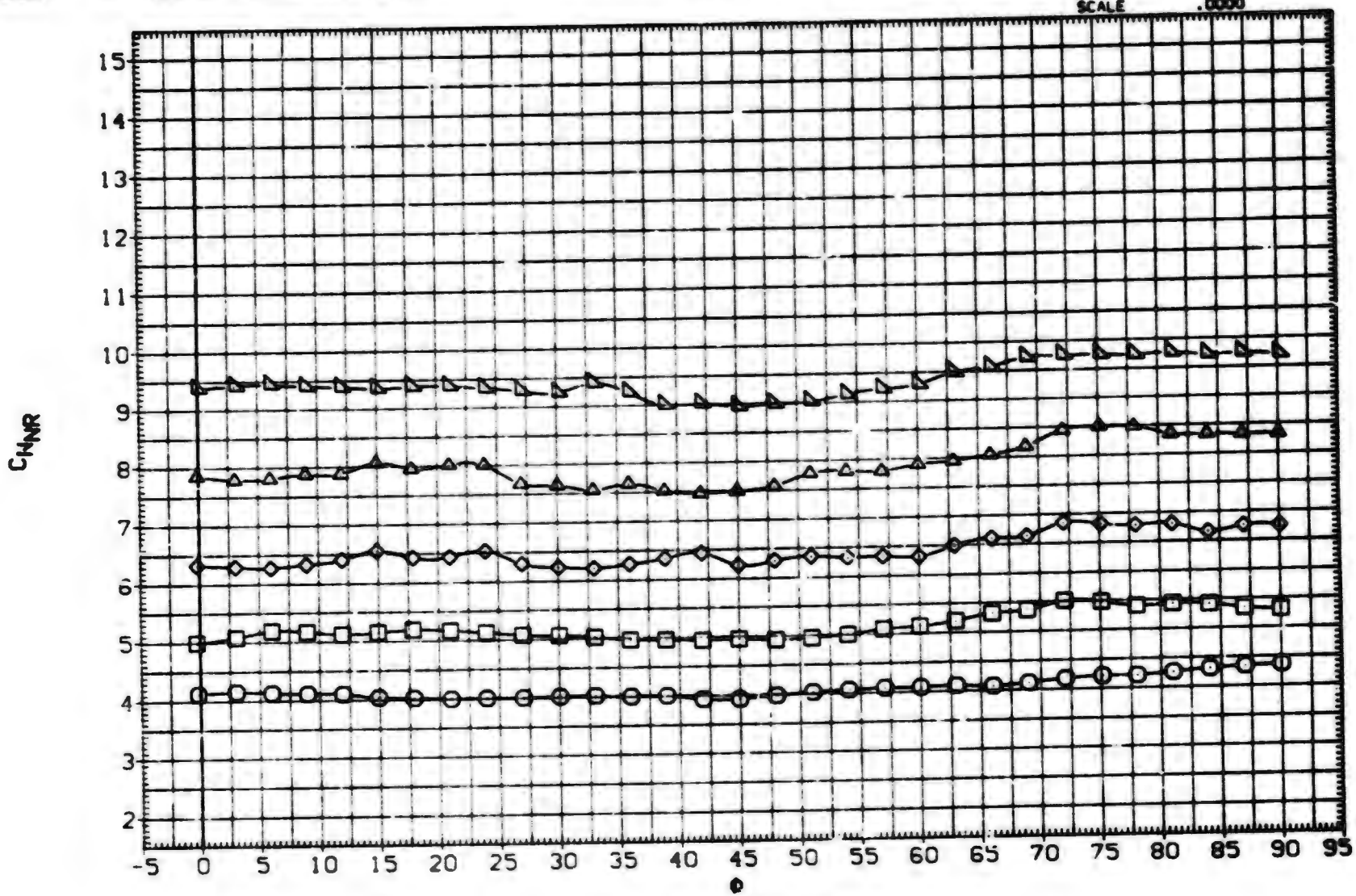

EFFECT OF ROLL ANGLE ON AERODYNAMIC FORCES. BIT15

(A)MACH = .80

DATA SET	SYMBOL	CONFIGURATION DESCRIPTION	ALPHA	LAMBDA	RT.CRD	SEMSPN
(BXABBG)	○	AEDC TF 368 BODY-TAIL. BITIS	25.000	.500	4.996	1.875
(BXABBH)	□	AEDC TF 368 BODY-TAIL. BITIS	30.000	.500	4.996	1.875
(BXABBI)	◇	AEDC TF 368 BODY-TAIL. BITIS	35.000	.500	4.996	1.875
(BXABBJ)	△	AEDC TF 368 BODY-TAIL. BITIS	40.000	.500	4.996	1.875
(BXABBK)	◺	AEDC TF 368 BODY-TAIL. BITIS	45.000	.500	4.996	1.875

REFERENCE INFORMATION

SREF	11.0450	SQ.IN.
LREF	3.7500	IN.
BREF	3.7500	IN.
XMRP	24.0000	IN.
YMRP	.0000	IN.
ZMRP	.0000	IN.
SCALE	.0000	

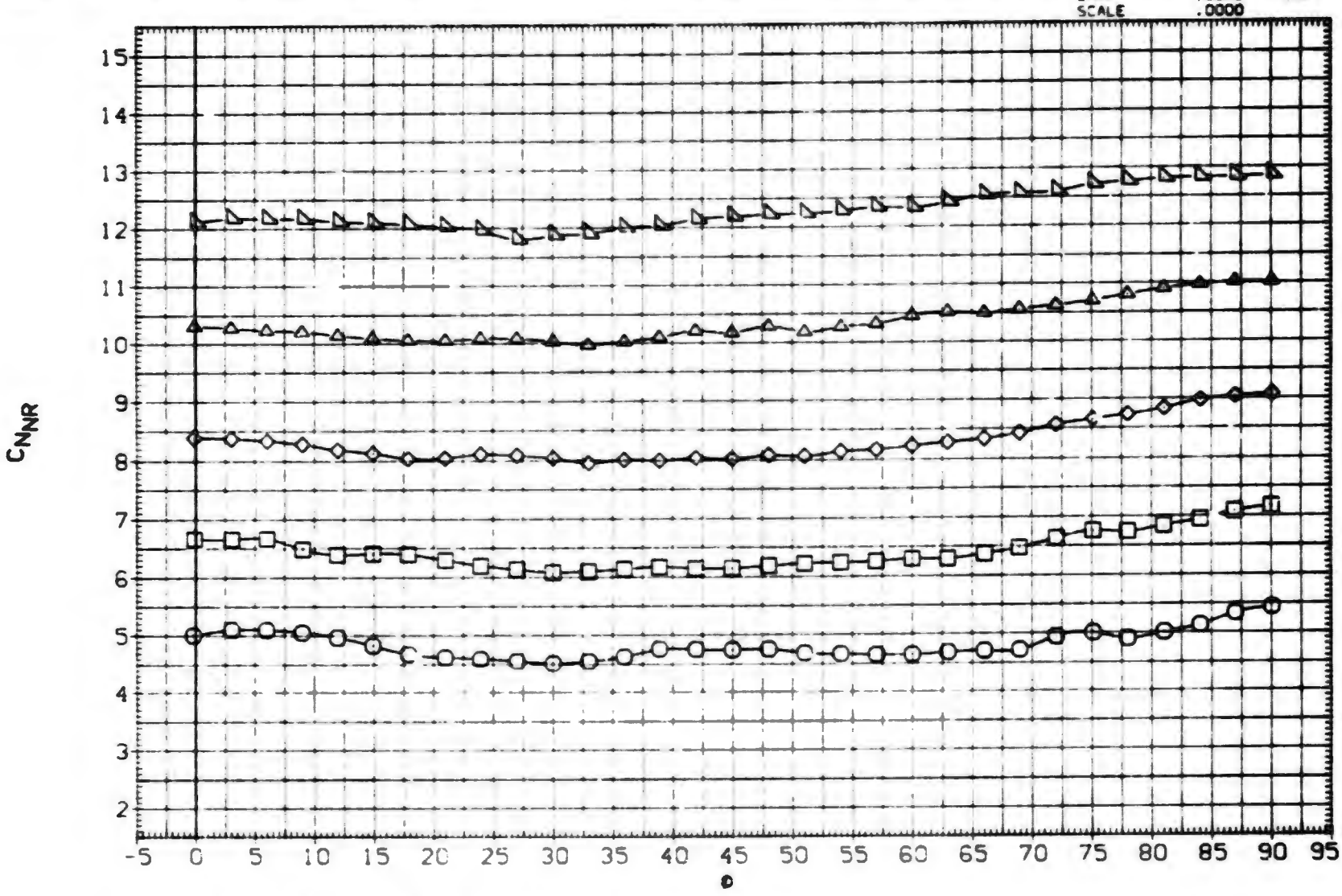

EFFECT OF ROLL ANGLE ON AERODYNAMIC FORCES. BITIS

(B)MACH = 1.00

DATA SET	SYMBOL	CONFIGURATION DESCRIPTION
(BXABBG)	○	AEDC TF 368 BODY-TAIL. B1T15
(BXABBH)	□	AEDC TF 368 BODY-TAIL. B1T15
(BXABBI)	◇	AEDC TF 368 BODY-TAIL. B1T15
(BXABBJ)	△	AEDC TF 368 BODY-TAIL. B1T15
(BXABBK)	▷	AEDC TF 368 BODY-TAIL. B1T15

ALPHA	LAMBDA	RT.CRD	SEMSPN
25.000	.500	4.996	1.875
30.000	.500	4.996	1.875
35.000	.500	4.996	1.875
40.000	.500	4.996	1.875
45.000	.500	4.996	1.875

REFERENCE INFORMATION

SREF	11.0450	SQ.IN.
LREF	3.7500	IN.
BREF	3.7500	IN.
XMRP	24.0000	IN.
YMRP	.0000	IN.
ZMRP	.0000	IN.
SCALE	.0000	

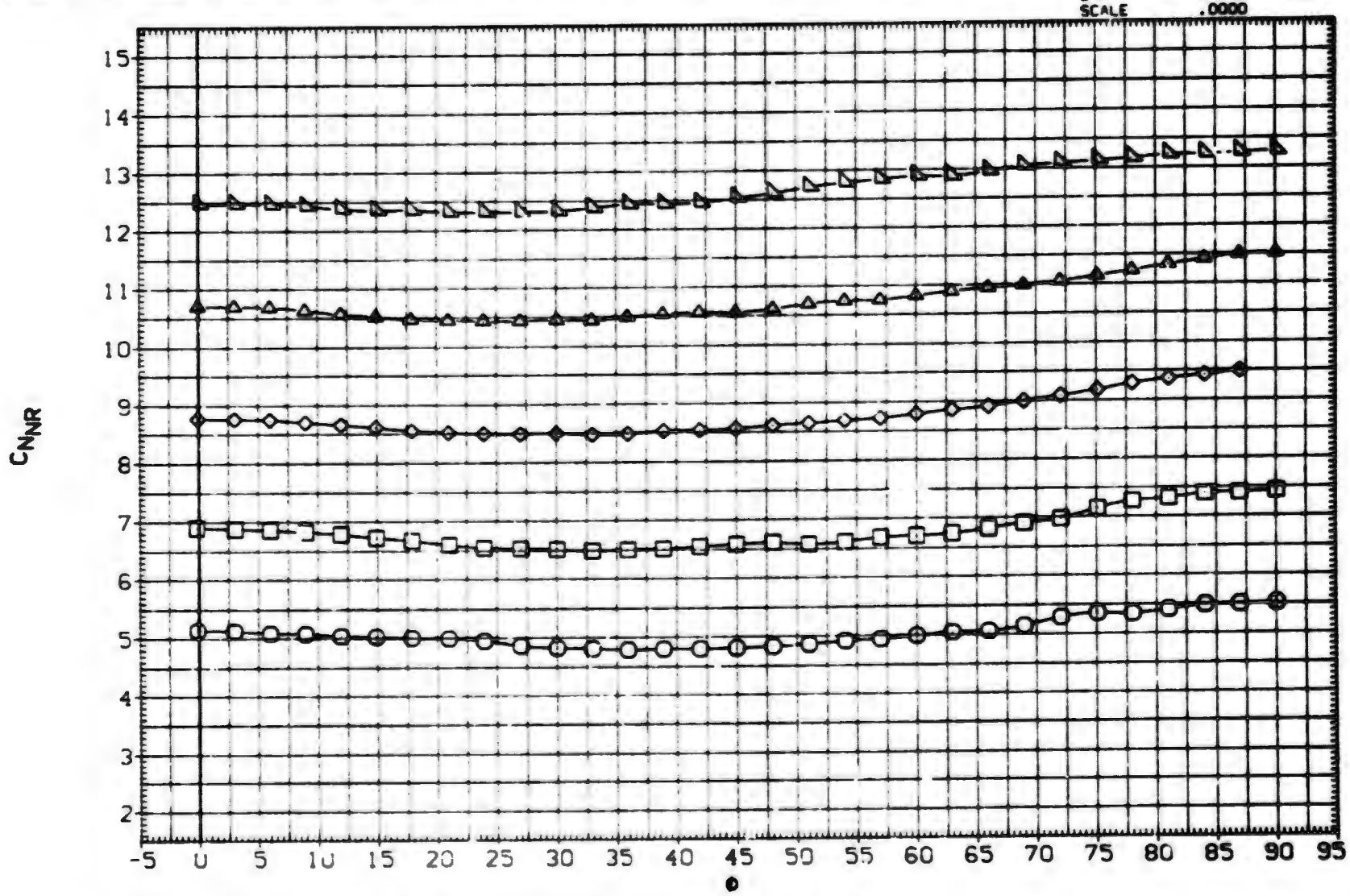

EFFECT OF ROLL ANGLE ON AERODYNAMIC FORCES. B1T15

(C)MACH = 1.20

DATA SET	SYMBOL	CONFIGURATION DESCRIPTION
(BXABBG)	○	AEDC TF 368 BODY-TAIL. B1T15
(BXABBH)	□	DATA NOT AVAILABLE
(BXABBI)	◇	DATA NOT AVAILABLE
(BXABBJ)	△	DATA NOT AVAILABLE
(BXABBK)	◺	DATA NOT AVAILABLE

ALPHA	LAMBDA	RT.CRD	SEMSPN
25.000	.500	4.996	1.875
30.000	.500	4.996	1.875
35.000	.500	4.996	1.875
40.000	.500	4.996	1.875
45.000	.500	4.996	1.875

REFERENCE INFORMATION

SREF	11.0450	SQ. IN.
LREF	3.7500	IN.
BREF	3.7500	IN.
XMRP	24.0000	IN.
YMRP	.0000	IN.
ZMRP	.0000	IN.
SCALE	.0000	

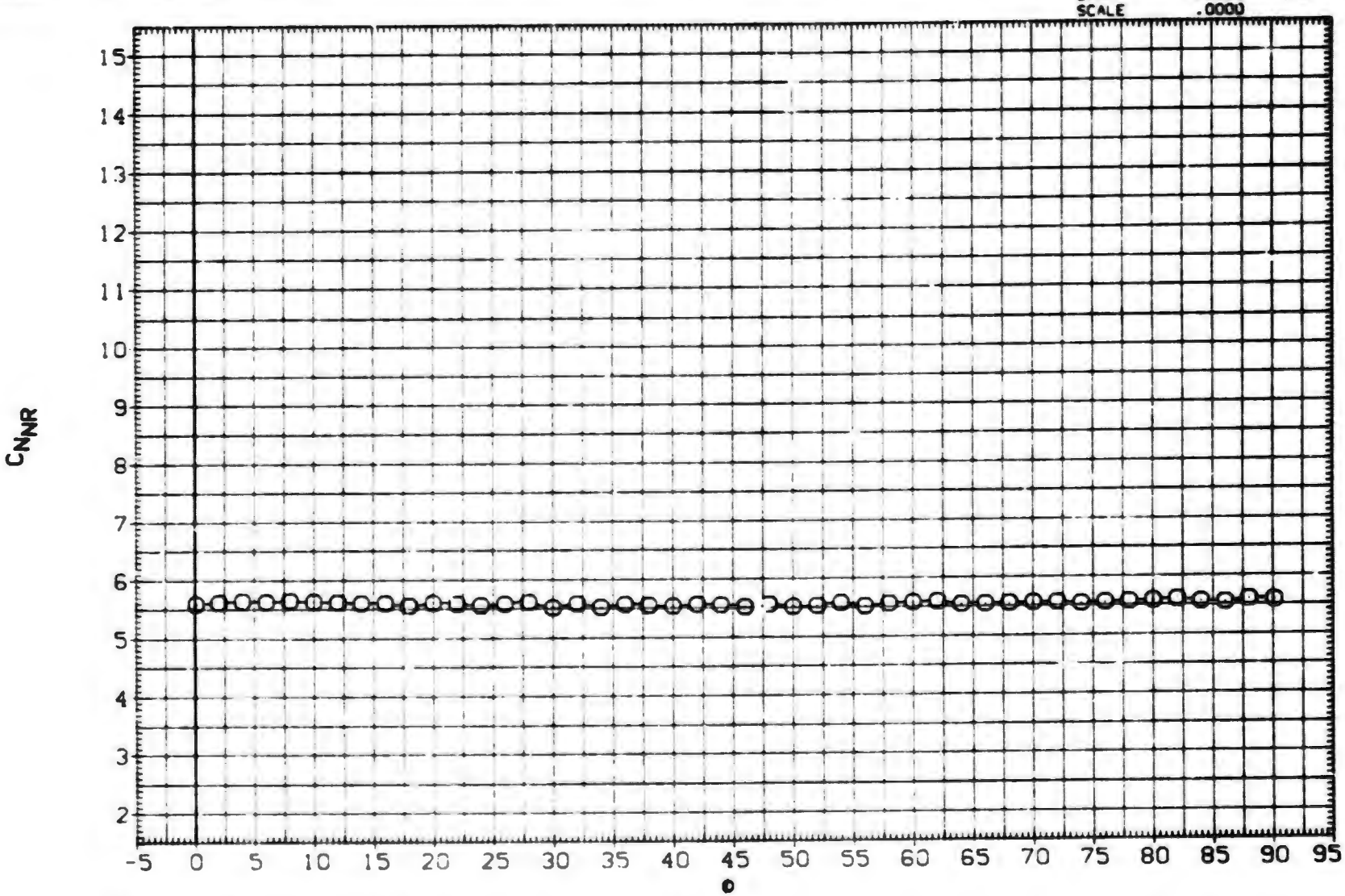

EFFECT OF ROLL ANGLE ON AERODYNAMIC FORCES. B1T15

(D)MACH = 1.76

DATA SET	SYMBOL	CONFIGURATION DESCRIPTION
(BXABBG)	○	AEDC TF 368 BODY-TAIL. B1T15
(BXABBH)	□	AEDC TF 368 BODY-TAIL. B1T15
(BXABBI)	◇	AEDC TF 368 BODY-TAIL. B1T15
(BXABBJ)	△	AEDC TF 368 BODY-TAIL. B1T15
(BXABBK)	◺	AEDC TF 368 BODY-TAIL. B1T15

ALPHA	LAMBDA	R*.CRD	SEMSPN
25.000	.500	4.996	1.875
30.000	.500	4.996	1.875
35.000	.500	4.996	1.875
40.000	.500	4.996	1.875
45.000	.500	4.996	1.875

REFERENCE INFORMATION

SREF	11.0450	SQ.IN.
LREF	3.7500	IN.
BREF	3.7500	IN.
XMRP	24.0000	IN.
YMRP	.0000	IN.
ZMRP	.0000	IN.
SCALE	.0000	

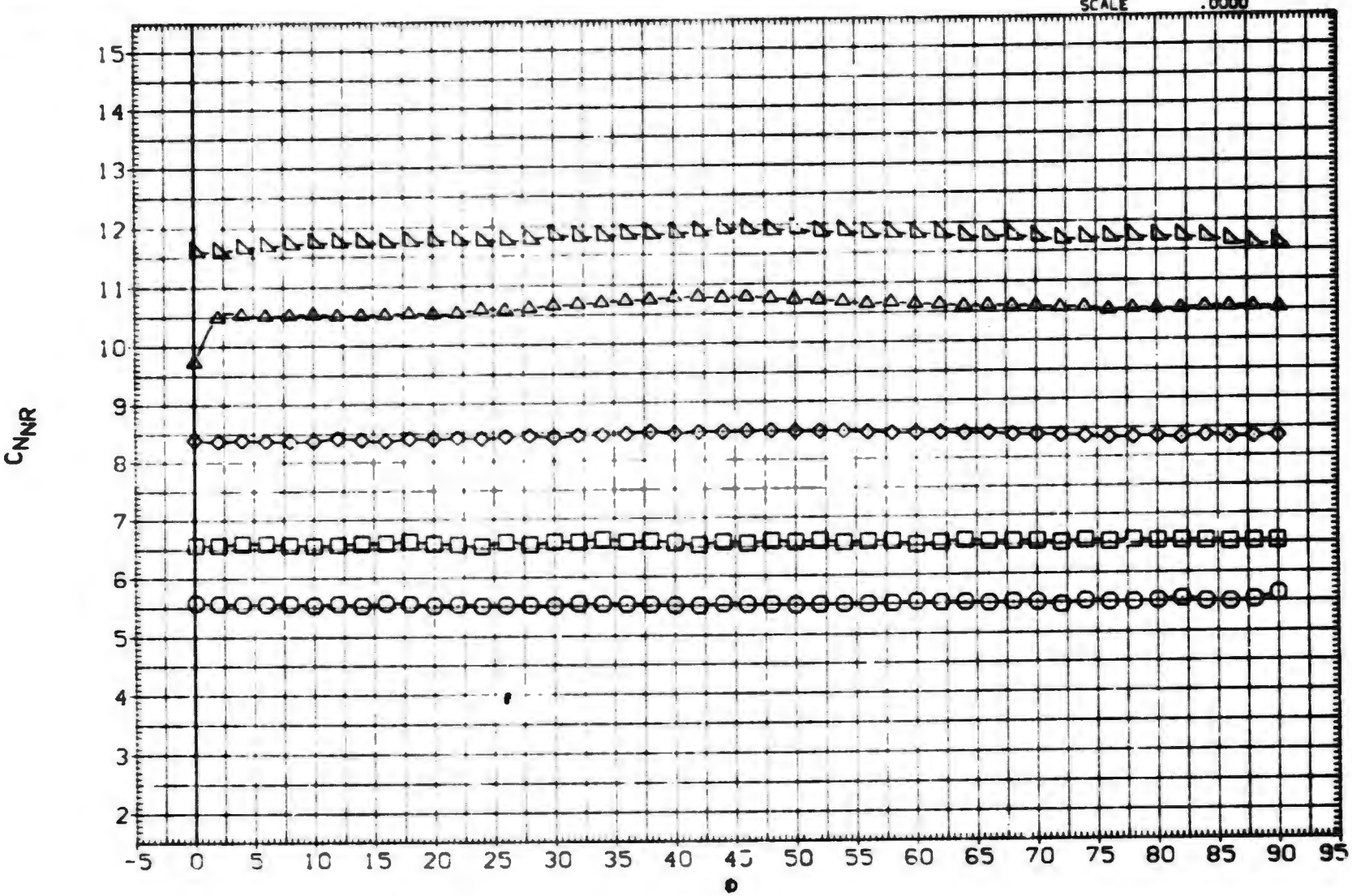

EFFECT OF ROLL ANGLE ON AERODYNAMIC FORCES. B1T15

(E)MACH = 2.00

DATA SET	SYMBOL	CONFIGURATION DESCRIPTION	ALPHA	LAMBDA	RT.CRD	SEMSPN
(BXABBG)		AEDC TF 368 BODY-TAIL. BIT15	25.000	.500	4.996	1.875
(BXABBH)		AEDC TF 368 BODY-TAIL. BIT15	30.000	.500	4.996	1.875
(BXABBI)		AEDC TF 368 BODY-TAIL. BIT15	35.000	.500	4.996	1.875
(BXABBJ)		AEDC TF 368 BODY-TAIL. BIT15	40.000	.500	4.996	1.875
(BXABBK)		AEDC TF 368 BODY-TAIL. BIT15	45.000	.500	4.996	1.875

REFERENCE INFORMATION

SREF	11.0450	SQ.IN.
LREF	3.7500	IN.
BREF	3.7500	IN.
XMRP	24.0000	IN.
YMRP	.0000	IN.
ZMRP	.0000	IN.
SCALE	.0000	

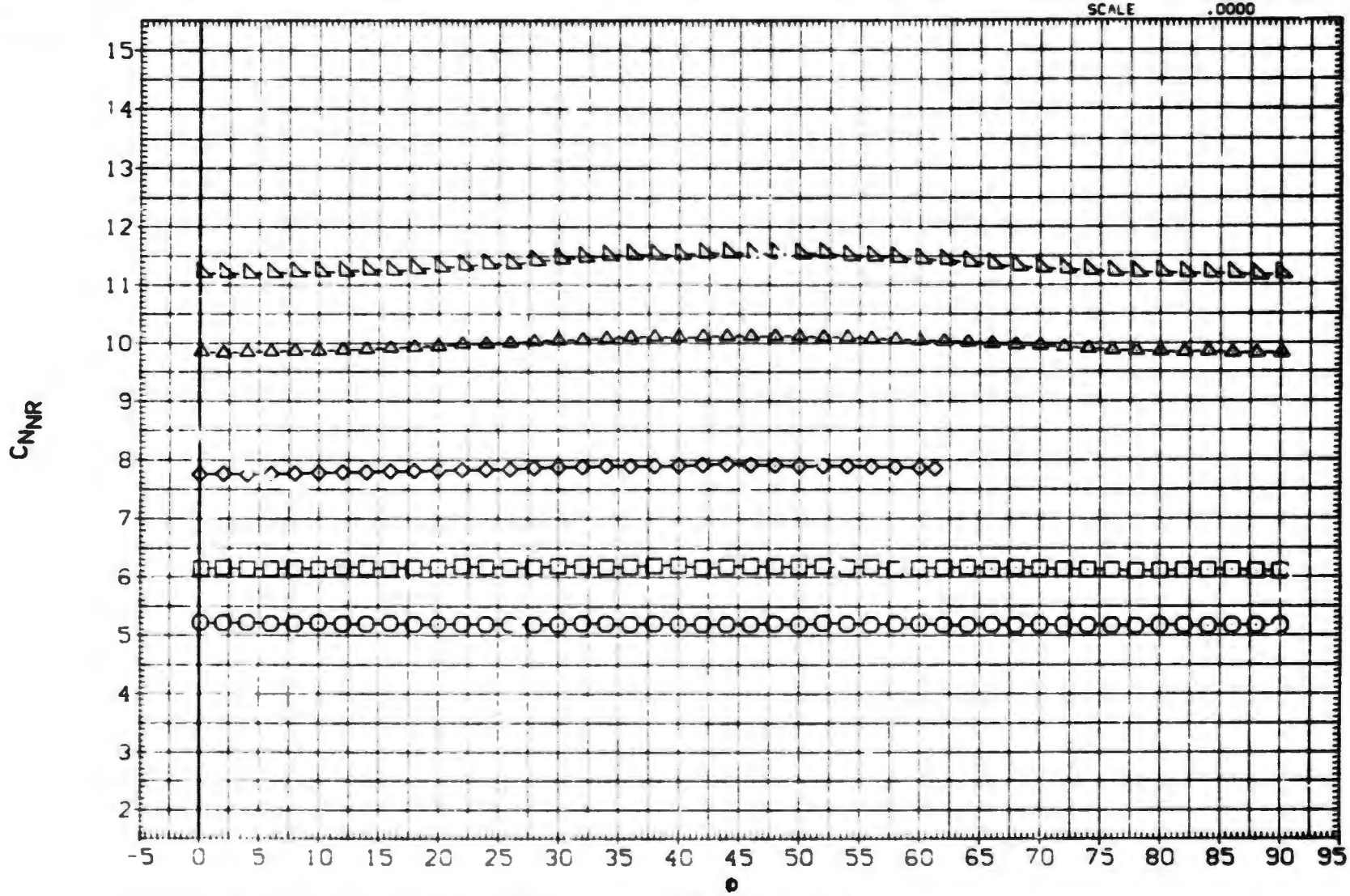

EFFECT OF ROLL ANGLE ON AERODYNAMIC FORCES. BIT15

(F)MACH = 2.50

DATA SET	SYMBOL	CONFIGURATION DESCRIPTION	ALPHA	LAMBDA	RT.CRD	SEMSPN
(BXABBG)	○	AEDC TF 368 BODY-TAIL. B1T15	25.000	.500	4.996	1.875
(BXABBH)	□	AEDC TF 368 BODY-TAIL. B1T15	30.000	.500	4.996	1.875
(BXABBI)	◇	AEDC TF 368 BODY-TAIL. B1T15	35.000	.500	4.996	1.875
(BXABBJ)	△	AEDC TF 368 BODY-TAIL. B1T15	40.000	.500	4.996	1.875
(BXABBK)	◁	AEDC TF 368 BODY-TAIL. B1T15	45.000	.500	4.996	1.875

REFERENCE INFORMATION		
SREF	11.0450	SQ.IN.
LREF	3.7500	IN.
BREF	3.7500	IN.
XMRP	24.0000	IN.
YMRP	.0000	IN.
ZMRP	.0000	IN.
SCALE	.0000	

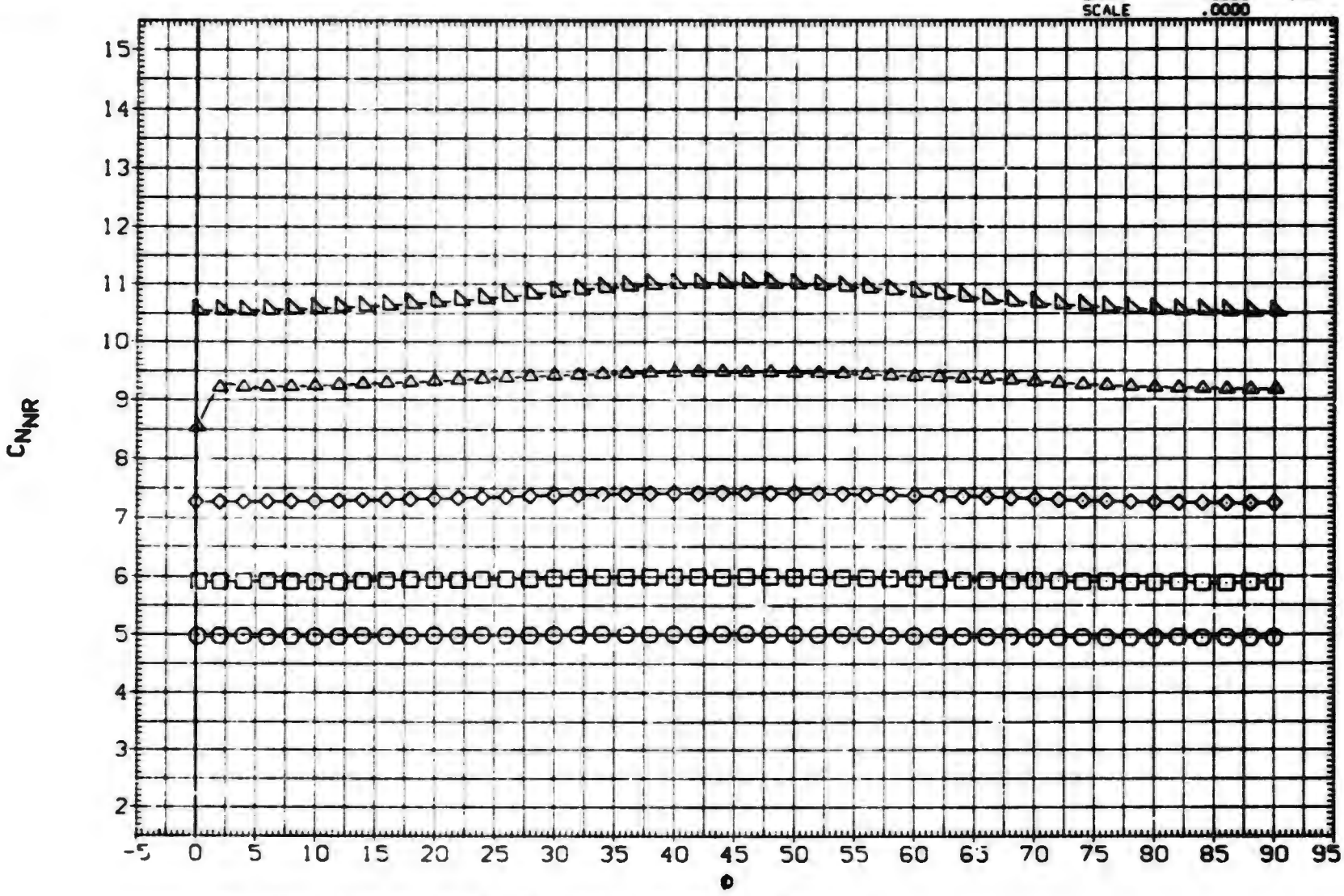

EFFECT OF ROLL ANGLE ON AERODYNAMIC FORCES. B1T15

(G)MACH = 3.01

DATA SET	SYMBOL	CONFIGURATION DESCRIPTION
(BXABBG)	○	AEDC TF 368 BODY-TAIL. B1T15
(BXABBH)	□	AEDC TF 368 BODY-TAIL. B1T15
(BXABBI)	◇	AEDC TF 368 BODY-TAIL. B1T15
(BXABBJ)	△	AEDC TF 368 BODY-TAIL. B1T15
(BXABBK)	◺	AEDC TF 368 BODY-TAIL. B1T15

ALPHA	LAMBDA	RT.CRD	SEMSPN
25.000	.500	4.996	1.875
30.000	.500	4.996	1.875
35.000	.500	4.996	1.875
40.000	.500	4.996	1.875
45.000	.500	4.996	1.875

REFERENCE INFORMATION

SREF	11.0450	SQ.IN.
LREF	3.7500	IN.
BREF	3.7500	IN.
XMRP	24.0000	IN.
YMRP	.0000	IN.
ZMRP	.0000	IN.
SCALE	.0000	

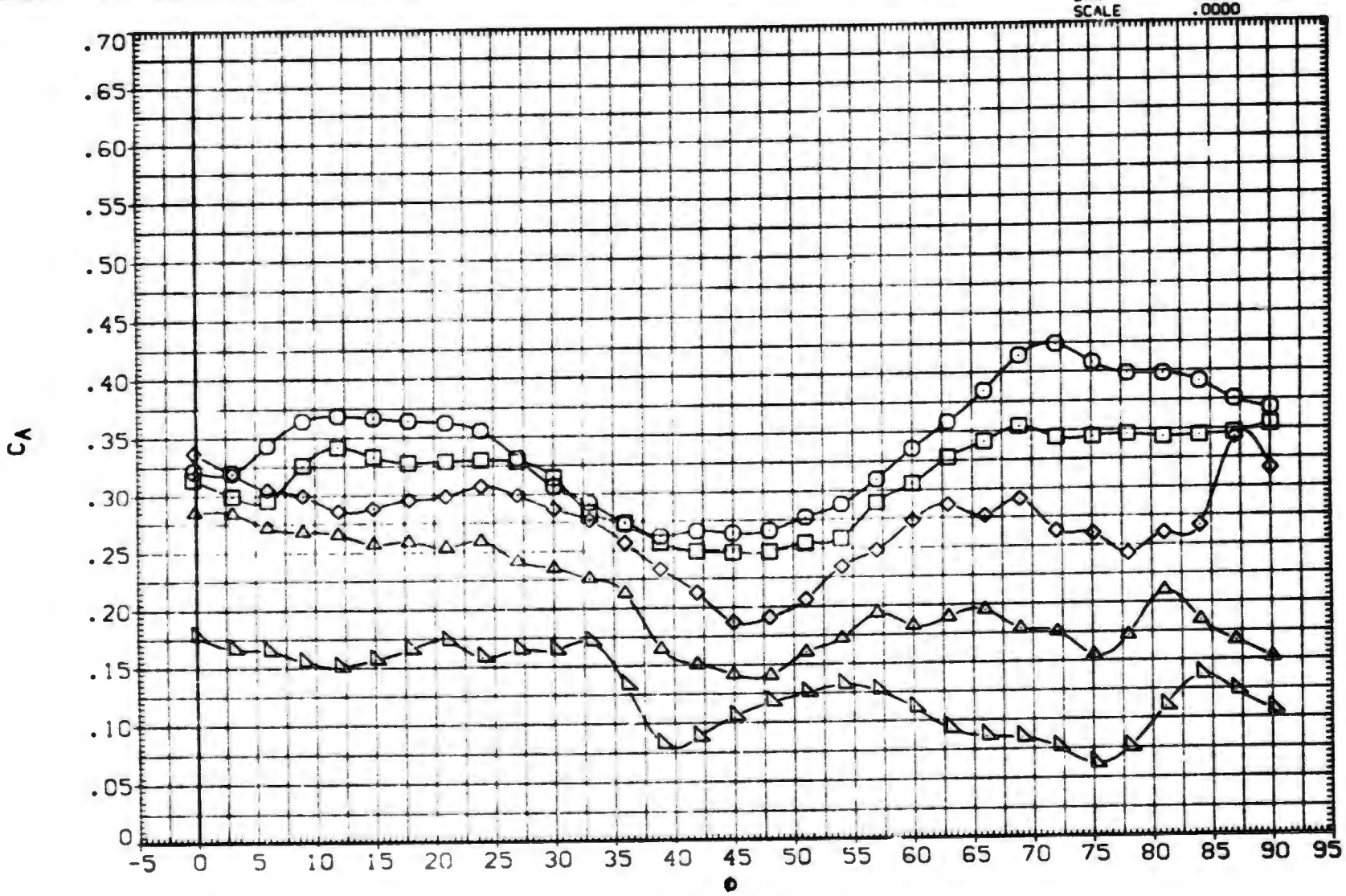

EFFECT OF ROLL ANGLE ON AERODYNAMIC FORCES. B1T15

(A)MACH = .80

DATA SET	SYMBOL	CONFIGURATION DESCRIPTION	ALPHA	LAMBDA	RT.CRD	SEMSPN
(BXABBG)	○	AEDC TF 368 BODY-TAIL. B1T15	25.000	.500	4.996	1.875
(BXABBH)	□	AEDC TF 368 BODY-TAIL. B1T15	30.000	.500	4.996	1.875
(BXABBI)	◇	AEDC TF 368 BODY-TAIL. B1T15	35.000	.500	4.996	1.875
(BXABBJ)	△	AEDC TF 368 BODY-TAIL. B1T15	40.000	.500	4.996	1.875
(BXABBK)	◺	AEDC TF 368 BODY-TAIL. B1T15	45.000	.500	4.996	1.875

REFERENCE INFORMATION

SREF	11.0450	SQ. IN.
LREF	3.7500	IN.
BREF	3.7500	IN.
XMRP	24.0000	IN.
YMRP	.0000	IN.
ZMRP	.0000	IN.
SCALE	.0000	

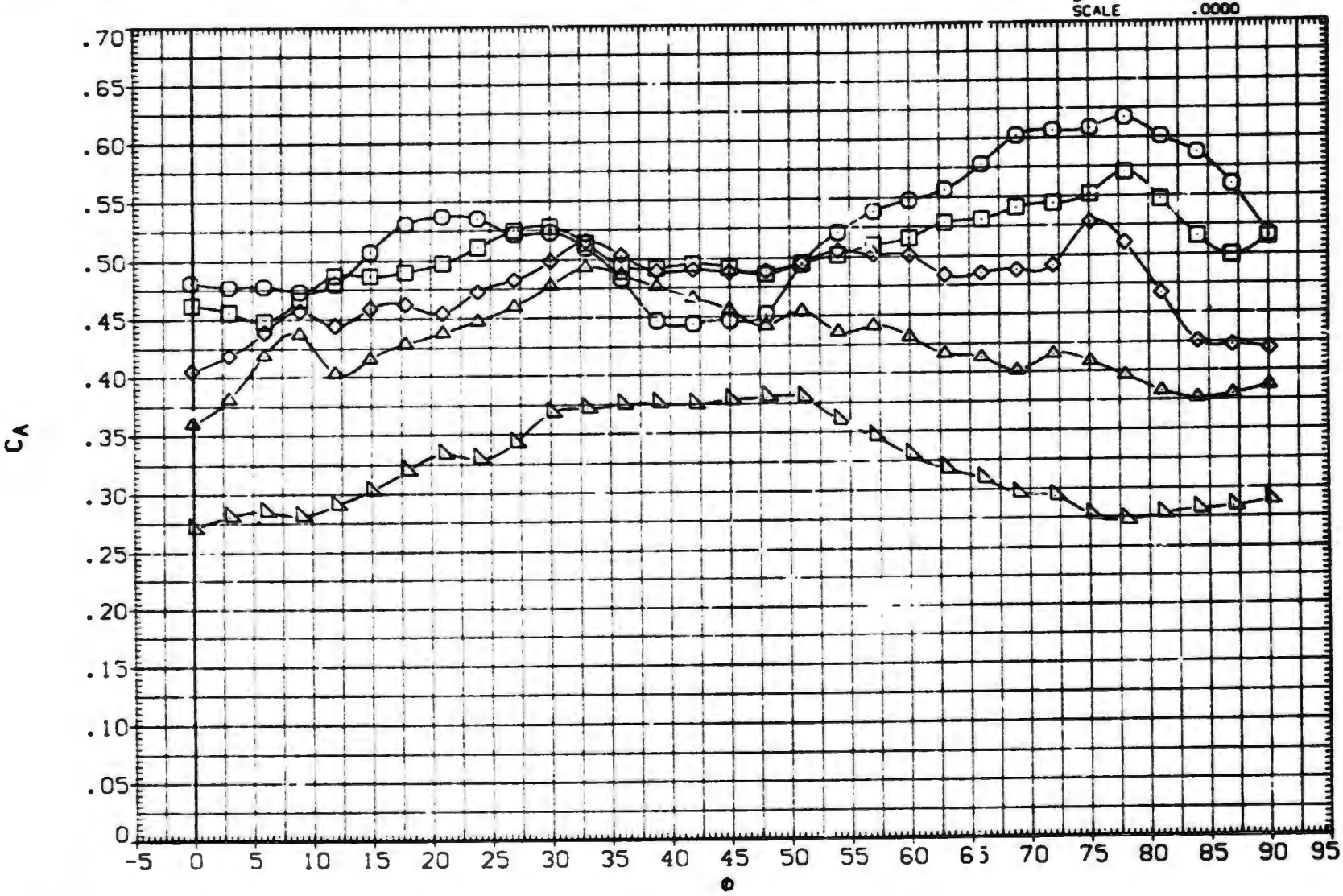

EFFECT OF ROLL ANGLE ON AERODYNAMIC FORCES. B1T15

(B)MACH = 1.00

DATA SET	SYMBOL	CONFIGURATION DESCRIPTION
(9XABBG)	○	AEDC TF 368 BODY-TAIL. B1T15
(8XABBH)	□	AEDC TF 368 BODY-TAIL. B1T15
(8XABBI)	◇	AEDC TF 368 BODY-TAIL. B1T15
(8XABBJ)	△	AEDC TF 368 BODY-TAIL. B1T15
(8XABBK)	◺	AEDC TF 368 BODY-TAIL. B1T15

ALPHA	LAMBDA	RT.CRD	SEMSPN
25.000	.500	4.996	1.875
30.000	.500	4.996	1.875
35.000	.500	4.996	1.875
40.000	.500	4.996	1.875
45.000	.500	4.996	1.875

REFERENCE INFORMATION

SREF	11.0450	SQ.IN.
LREF	3.7500	IN.
BREF	3.7500	IN.
XMRP	24.0000	IN.
YMRP	.0000	IN.
ZMRP	.0000	IN.
SCALE	.0000	

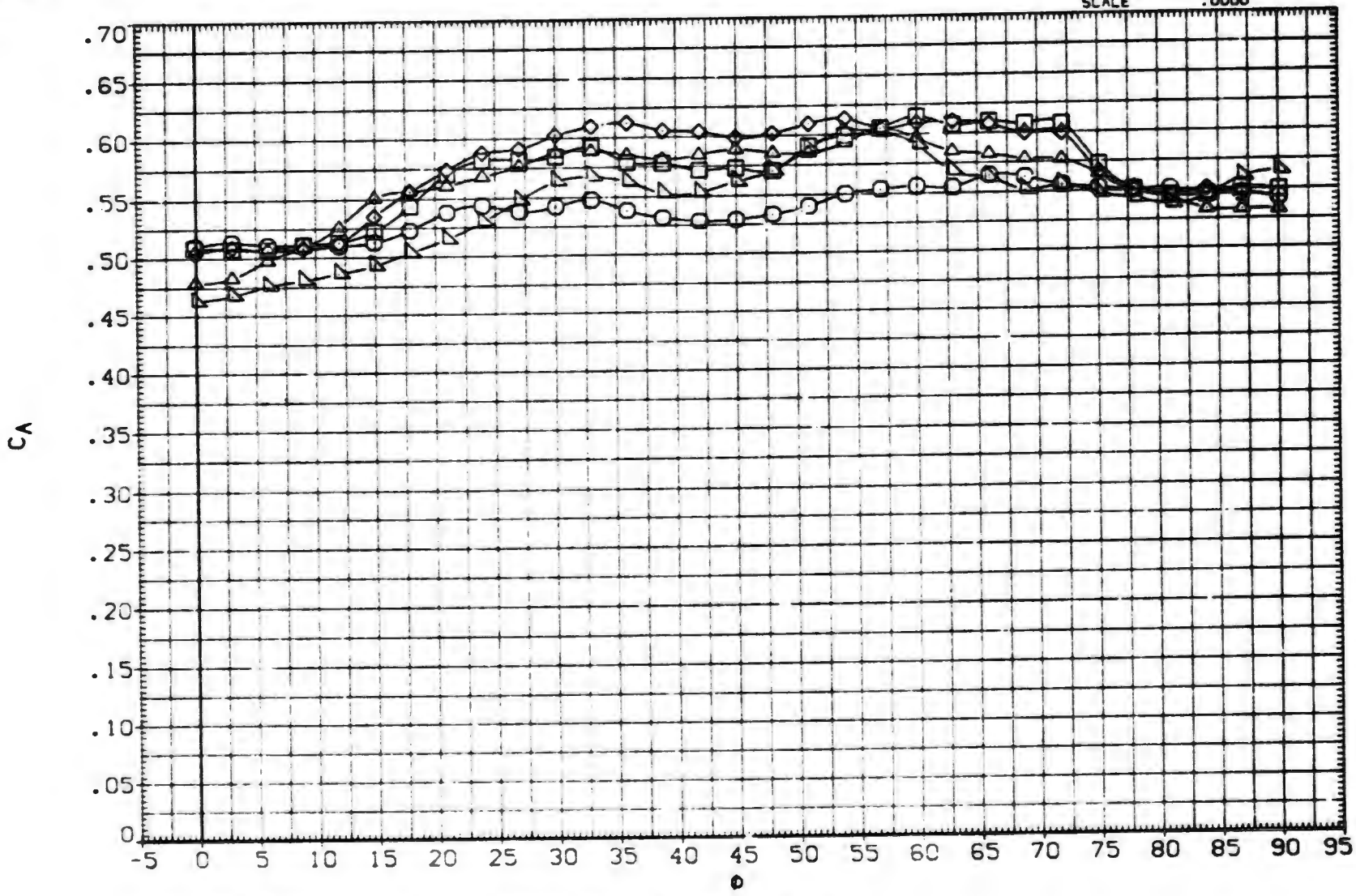

EFFECT OF ROLL ANGLE ON AERODYNAMIC FORCES. B1T15

(C)MACH = 1.20

DATA SET	SYMBOL	CONFIGURATION DESCRIPTION
(BXABBG)	○	AEDC TF 368 BODY-TAIL. B1T15
(BXABBH)	□	DATA NOT AVAILABLE
(BXABBI)	◇	DATA NOT AVAILABLE
(BXABBJ)	△	DATA NOT AVAILABLE
(BXABBr)	◺	DATA NOT AVAILABLE

ALPHA	LAMBDA	RT.CRD	SEMSPN
25.000	.500	4.996	1.875
30.000	.500	4.996	1.875
35.000	.500	4.396	1.875
40.000	.500	4.99[illegible]	1.875
45.000	.500	4.996	1.875

REFERENCE INFORMATION

SREF	11.0450	SQ. IN.
LREF	3.7500	IN.
BREF	3.7500	IN.
XMRP	24.0000	IN.
YMRP	.0000	IN.
ZMRP	.0000	IN.
SCALE	.0000	

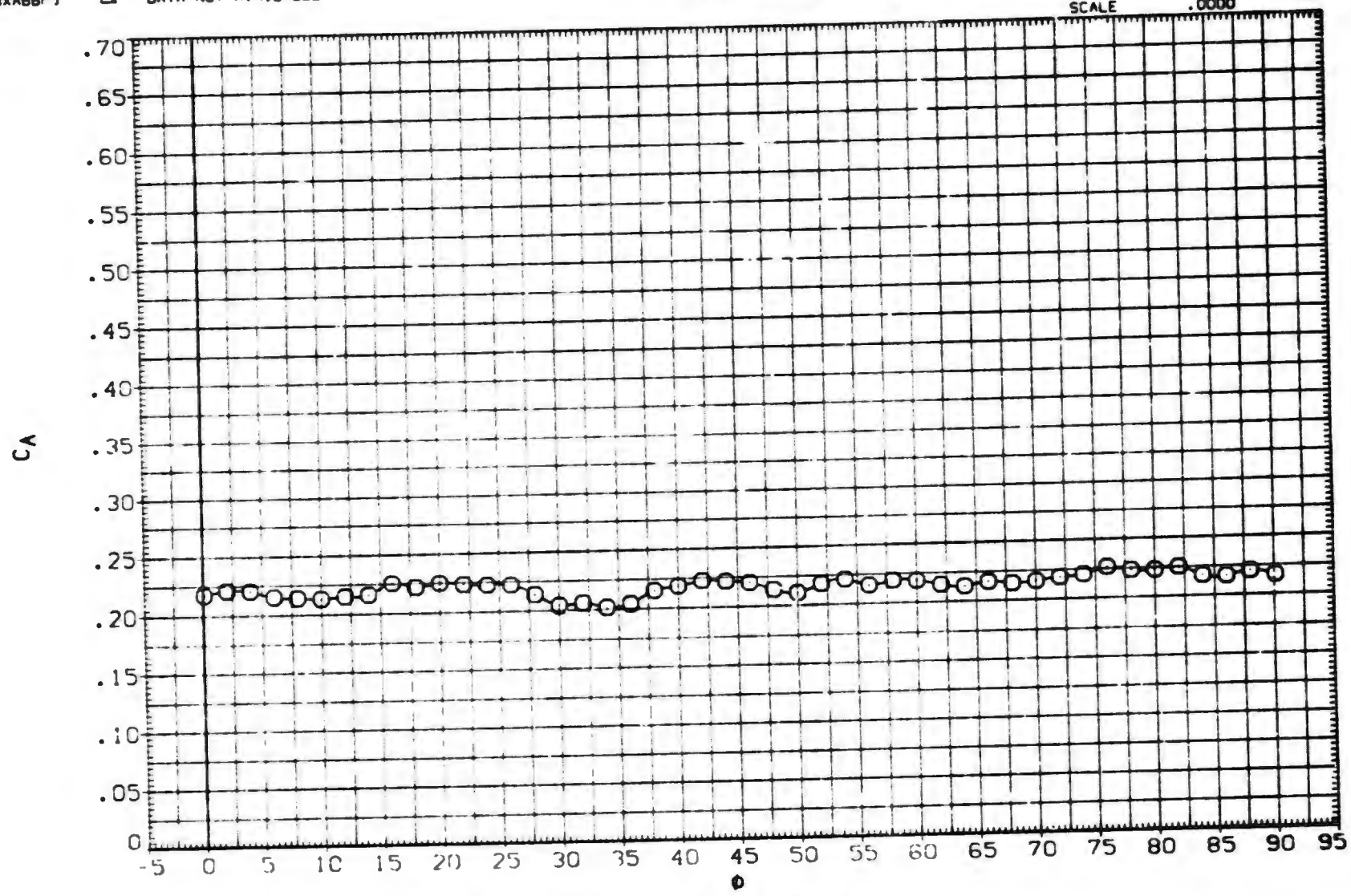

EFFECT OF ROLL ANGLE ON AERODYNAMIC FORCES. B1T15

(D)MACH = 1.76

DATA SET	SYMBOL	CONFIGURATION DESCRIPTION	ALPHA	LAMBDA	RT.CRD	SEMSPN
(BXABBG)	○	AEDC TF 368 BODY-TAIL. B1T15	25.000	.500	4.996	1.875
(BXABBH)	□	AEDC TF 368 BODY-TAIL. B1T15	30.000	.500	4.996	1.875
(BXABBI)	◇	AEDC TF 368 BODY-TAIL. B1T15	35.000	.500	4.996	1.875
(BXABBJ)	△	AEDC TF 368 BODY-TAIL. B1T15	40.000	.500	4.996	1.875
(BXABBK)	◺	AEDC TF 368 BODY-TAIL. B1T15	45.000	.500	4.996	1.875

REFERENCE INFORMATION

SREF	11.0450	SQ.IN.
LREF	3.7500	IN.
BREF	3.7500	IN.
XMRP	24.0000	IN.
YMRP	.0000	IN.
ZMRP	.0000	IN.
SCALE	.0000	

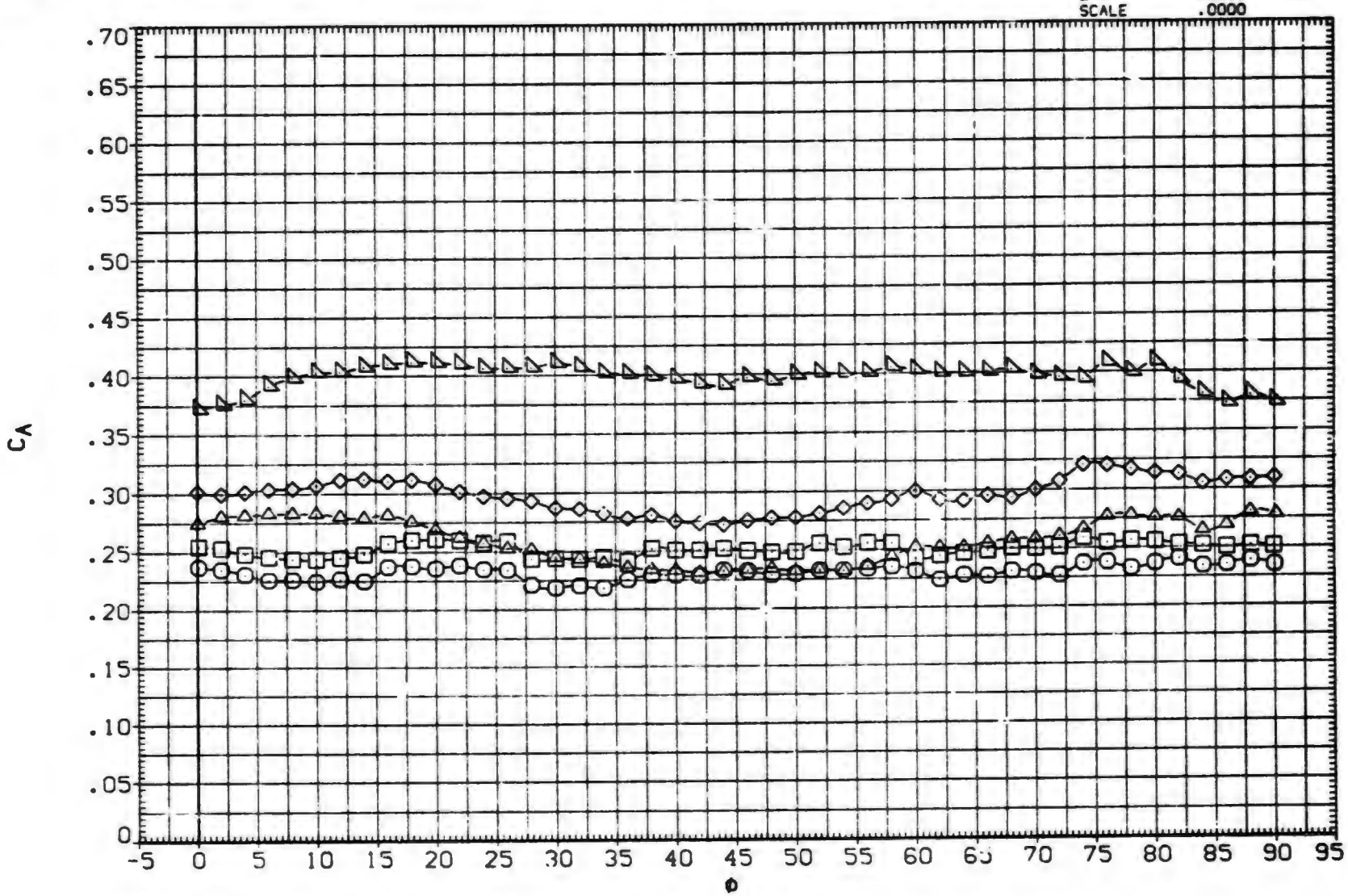

EFFECT OF ROLL ANGLE ON AERODYNAMIC FORCES. B1T15

(E)MACH = 2.00

DATA SET	SYMBOL	CONFIGURATION DESCRIPTION
(BXABBG)	○	AEDC TF 368 BODY-TAIL. B1T15
(BXABBH)	□	AEDC TF 368 BODY-TAIL. B1T15
(BXABBI)	◇	AEDC TF 368 BODY-TAIL. B1T15
(BXABBJ)	△	AEDC TF 368 BODY-TAIL. B1T15
(BXABBK)	◺	AEDC TF 368 BODY-TAIL. B1T15

ALPHA	LAMBDA	RT.CRD	SEMSPN
25.000	.500	4.996	1.875
30.000	.500	4.996	1.875
35.000	.500	4.996	1.875
40.000	.500	4.996	1.875
45.000	.500	4.996	1.875

REFERENCE INFORMATION

SREF	11.0450	SQ.IN.
LREF	3.7500	IN.
BREF	3.7500	IN.
XMRP	24.0000	IN.
YMRP	.0000	IN.
ZMRP	.0000	IN.
SCALE	.0000	

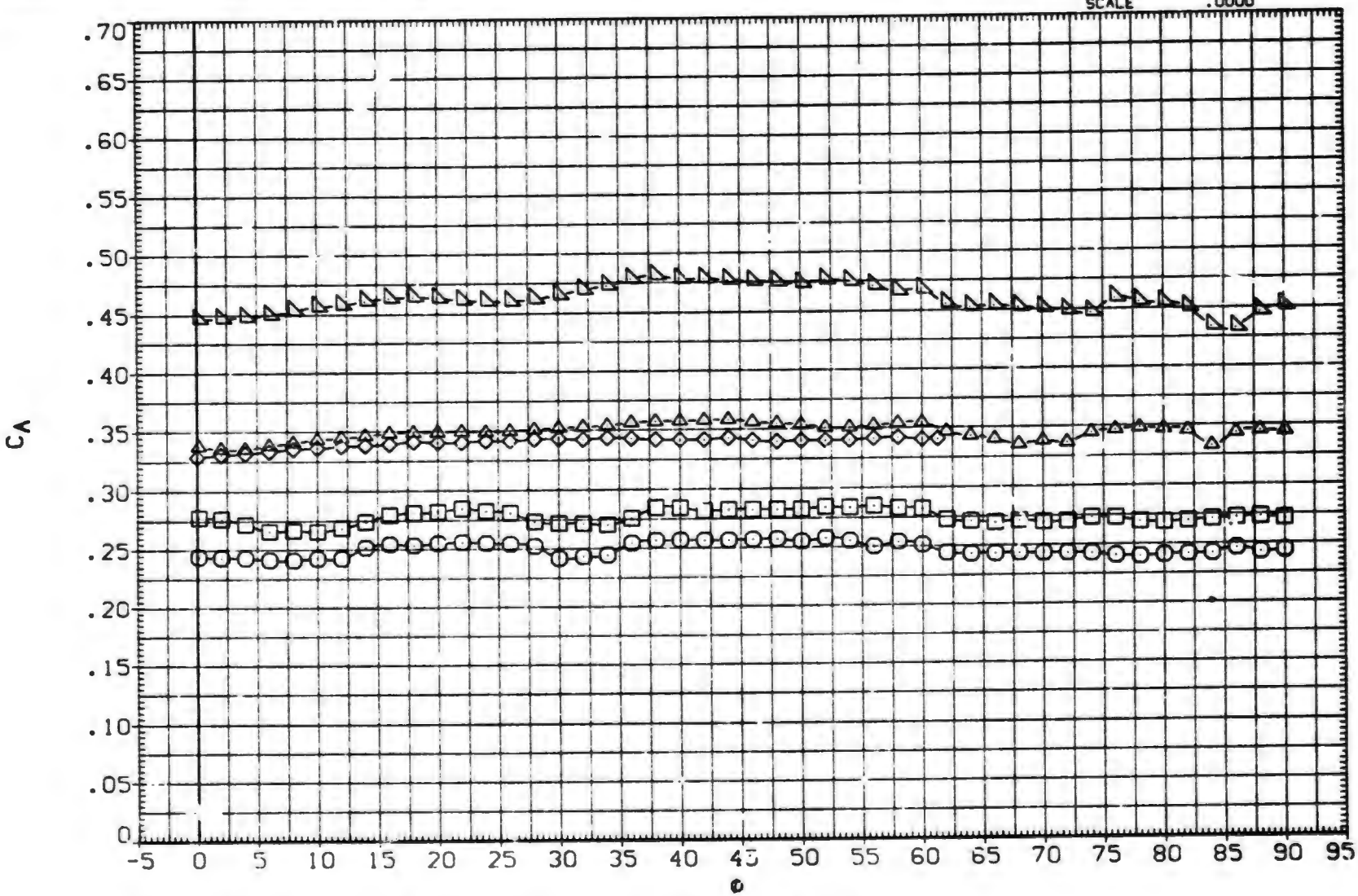

EFFECT OF ROLL ANGLE ON AERODYNAMIC FORCES. B1T15

(F)MACH = 2.50

DATA SET	SYMBOL	CONFIGURATION DESCRIPTION
(BXABBG)	○	AEDC TF 368 BODY-TAIL. B1T15
(BXABBH)	□	AEDC TF 368 BODY-TAIL. B1T15
(BXABBI)	◇	AEDC TF 368 BODY-TAIL. B1T15
(BXABBJ)	△	AEDC TF 368 BODY-TAIL. B1T15
(BXABBK)	◺	AEDC TF 368 BODY-TAIL. B1T15

ALPHA	LAMBDA	RT.CRD	SEMSPN
25.000	.500	4.996	1.875
30.000	.500	4.996	1.875
35.000	.500	4.996	1.875
40.000	.500	4.996	1.875
45.000	.500	4.996	1.875

REFERENCE INFORMATION

SREF	11.0450	SQ.IN.
LREF	3.7500	IN.
BREF	3.7500	IN.
XMRP	24.0000	IN.
YMRP	.0000	IN.
ZMRP	.0000	IN.
SCALE	.0000	

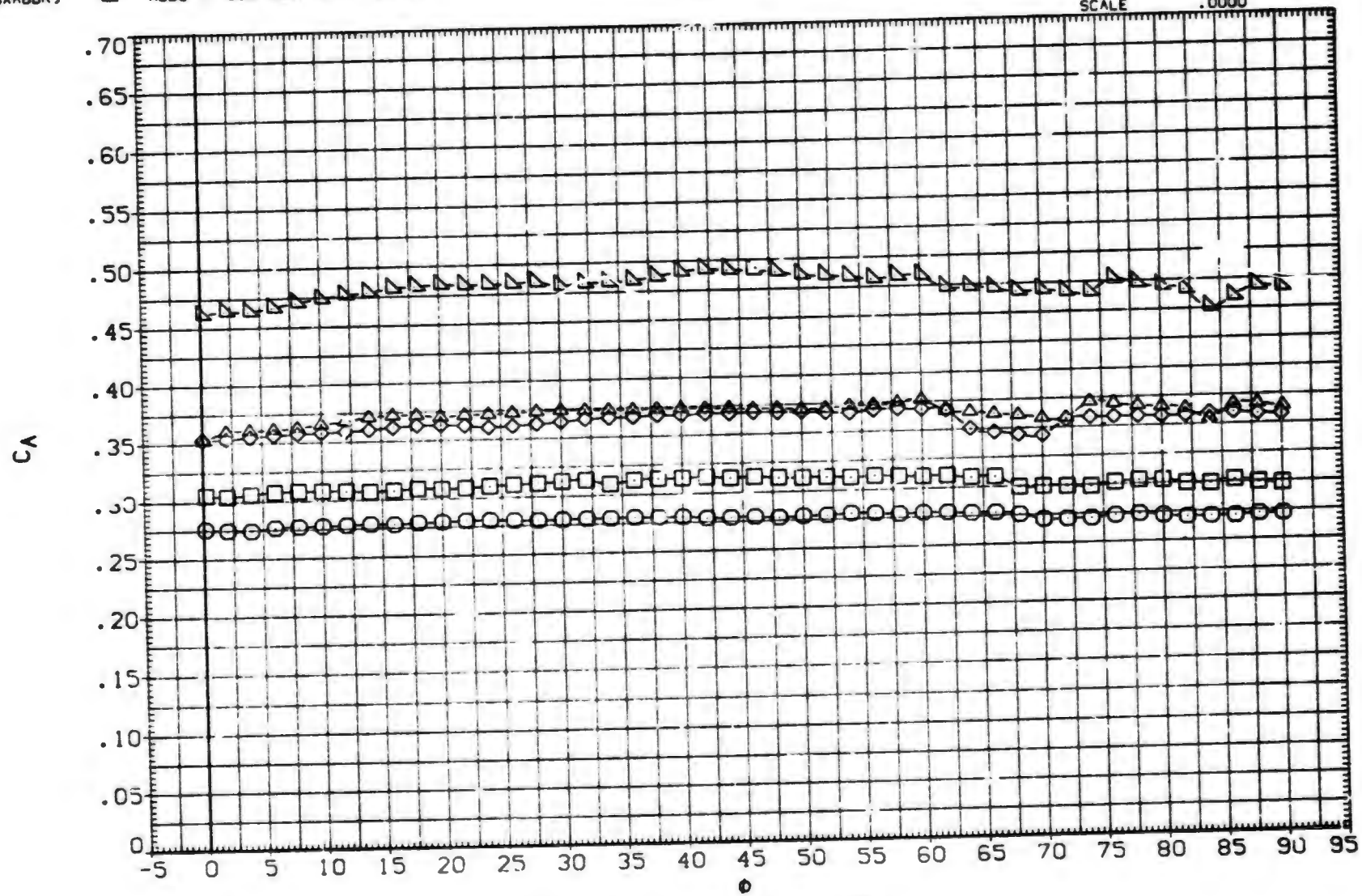

EFFECT OF ROLL ANGLE ON AERODYNAMIC FORCES. B1T15

(G)MACH = 3.01

DATA SET	SYMBOL	CONFIGURATION DESCRIPTION
(BXABBG)	○	AEDC TF 368 BODY-TAIL. B'T15
(BXABBH)	□	AEDC TF 368 BODY-TAIL. B'T15
(BXABBI)	◇	AEDC TF 368 BODY-TAIL. B'T15
(BXABBJ)	△	AEDC TF 368 BODY-TAIL. B'T15
(BXABBK)	◺	AEDC TF 368 BODY-TAIL. B'T15

ALPHA	LAMBDA	RT.CRD	SEMSPN
25.000	.500	4.996	1.875
30.000	.500	4.996	1.875
35.000	.500	4.996	1.875
40.000	.500	4.996	1.875
45.000	.500	4.996	1.875

REFERENCE INFORMATION

SREF	11.0450	SQ. IN.
LREF	3.7500	IN.
BREF	3.7500	IN.
XMRP	24.0000	IN.
YMRP	.0000	IN.
ZMRP	.0000	IN.
SCALE	.0000	

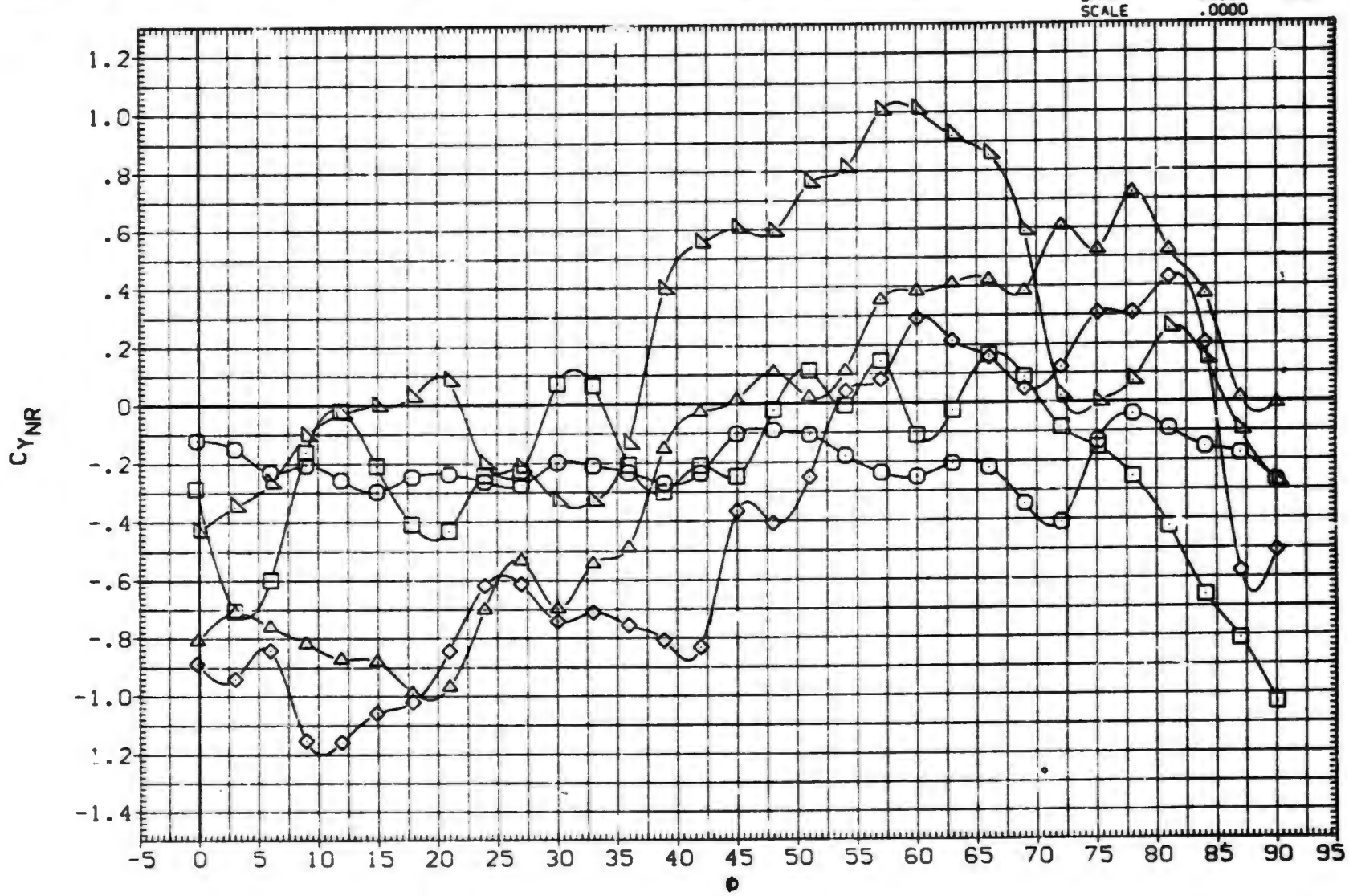

EFFECT OF ROLL ANGLE ON AERODYNAMIC FORCES. B'T15

(A)MACH = .80

DATA SET	SYMBOL	CONFIGURATION DESCRIPTION	ALPHA	LAMBDA	RT.CRD	SEMSPN
(BXABBG)	○	AEDC TF 368 BODY-TAIL. BIT15	25.000	.500	4.996	1.875
(BXABBH)	□	AEDC TF 368 BODY-TAIL. BIT15	30.000	.500	4.996	1.875
(BXABBI)	◇	AEDC TF 368 BODY-TAIL. BIT15	35.000	.500	4.996	1.875
(BXABBJ)	△	AEDC TF 368 BODY-TAIL. BIT15	40.000	.500	4.996	1.875
(BXABBK)	◺	AEDC TF 368 BODY-TAIL. BIT15	45.000	.500	4.996	1.875

REFERENCE INFORMATION

SREF	11.0450	SQ. IN.
LREF	3.7500	IN.
BREF	3.7500	IN.
XMRP	24.0000	IN.
YMRP	.0000	IN.
ZMRP	.0000	IN.
SCALE	.0000	

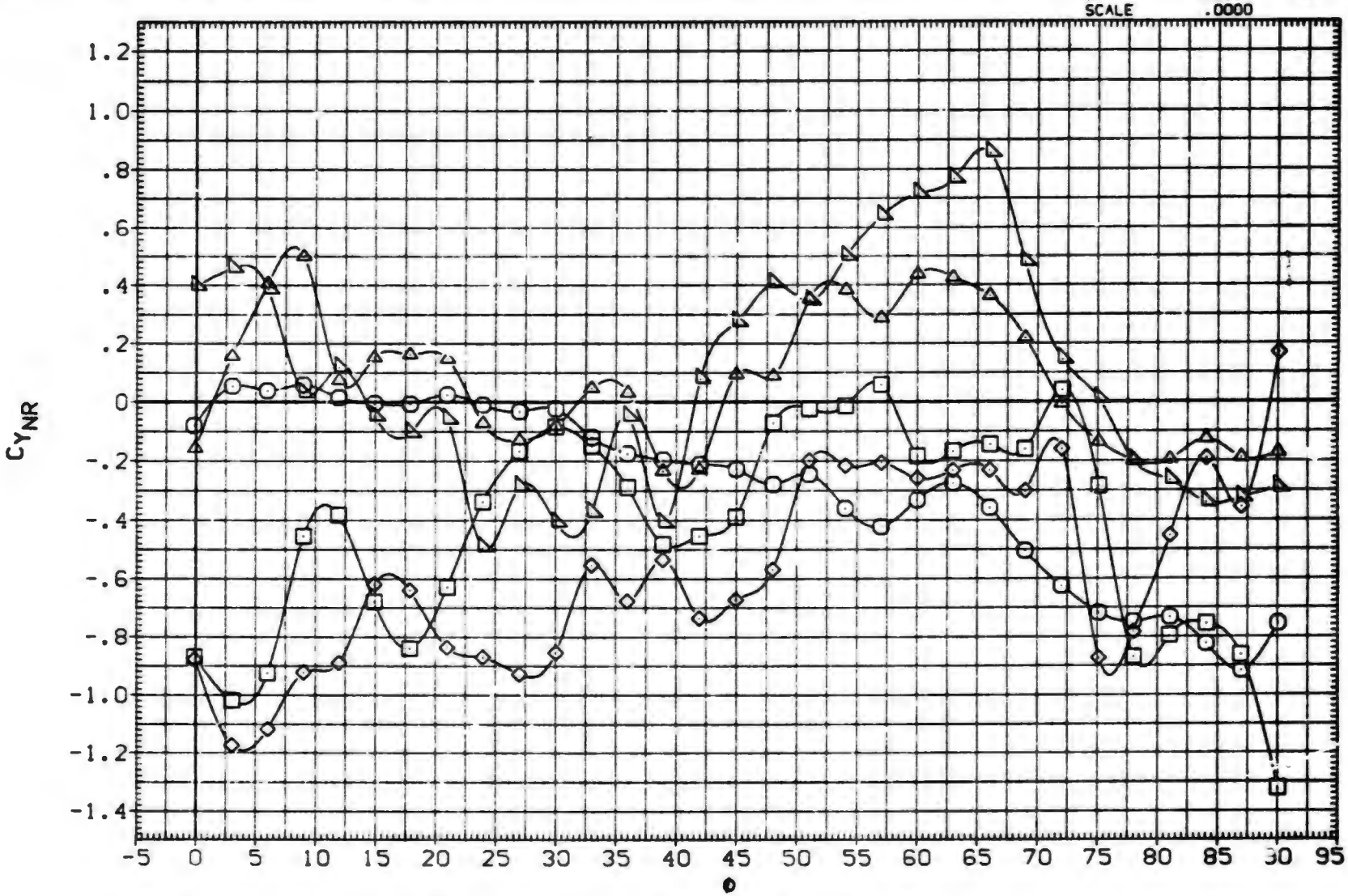

EFFECT OF ROLL ANGLE ON AERODYNAMIC FORCES. BIT15

(B)MACH = 1.00

DATA SET	SYMBOL	CONFIGURATION DESCRIPTION
(BXABBG)	○	AEDC TF 368 BODY-TAIL. B1T15
(BXABBH)	□	AEDC TF 368 BODY-TAIL. B1T15
(BXABBI)	◇	AEDC TF 368 BODY-TAIL. B1T15
(BXABBJ)	△	AEDC TF 368 BODY-TAIL. B1T15
(BXABBK)	◺	AEDC TF 368 BODY-TAIL. B1T15

ALPHA	LAMBDA	RT.CRD	SEMSPN
25.000	.500	4.996	1.875
30.000	.500	4.996	1.875
35.000	.500	4.996	1.875
40.000	.500	4.996	1.875
45.000	.500	4.996	1.875

REFERENCE INFORMATION

SREF	11.0450	SQ.IN.
LREF	3.7500	IN.
BREF	3.7500	IN.
XMRP	24.0000	IN.
YMRP	.0000	IN.
ZMRP	.0000	IN.
SCALE	.0000	

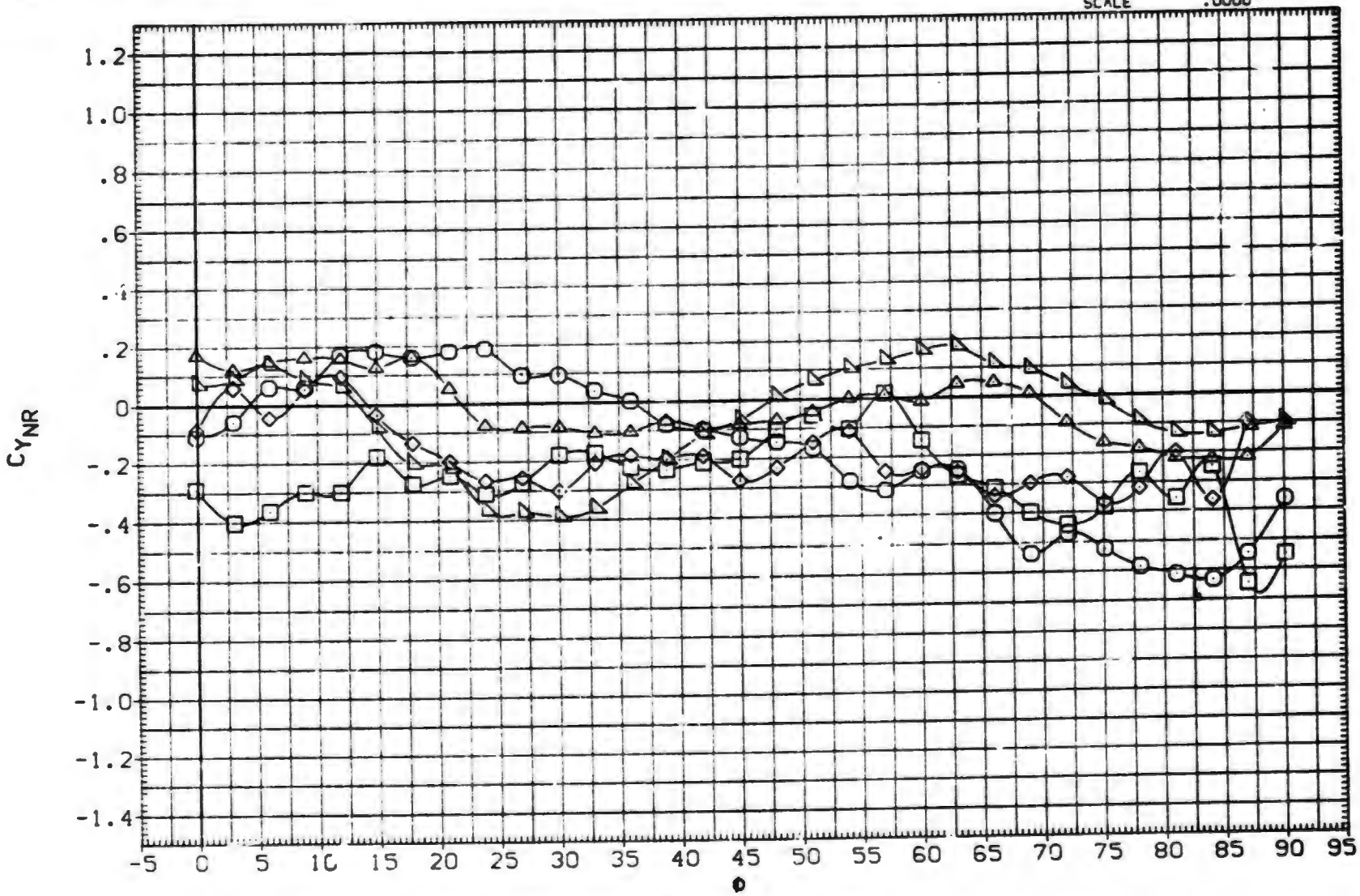

EFFECT OF ROLL ANGLE ON AERODYNAMIC FORCES. B1T15

(C)MACH = 1.20

DATA SET	SYMBOL	CONFIGURATION DESCRIPTION
(BXABBG)	○	AEDC TF 368 BODY-TAIL. B1T15
(BXABBH)	□	DATA NOT AVAILABLE
(BXABBI)	◇	DATA NOT AVAILABLE
(BXABBJ)	△	DATA NOT AVAILABLE
(BXABBK)	◺	DATA NOT AVAILABLE

ALPHA	LAMBDA	RT.CRD	SEMSPN
25.000	.500	4.996	1.875
30.000	.500	4.996	1.875
35.000	.500	4.996	1.875
40.000	.500	4.996	1.875
45.000	.500	4.996	1.875

REFERENCE INFORMATION

SREF	11.0450	SQ.IN.
LREF	3.7500	IN.
BREF	3.7500	IN.
XMRP	24.0000	IN.
YMRP	.0000	IN.
ZMRP	.0000	IN.
SCALE	.0000	

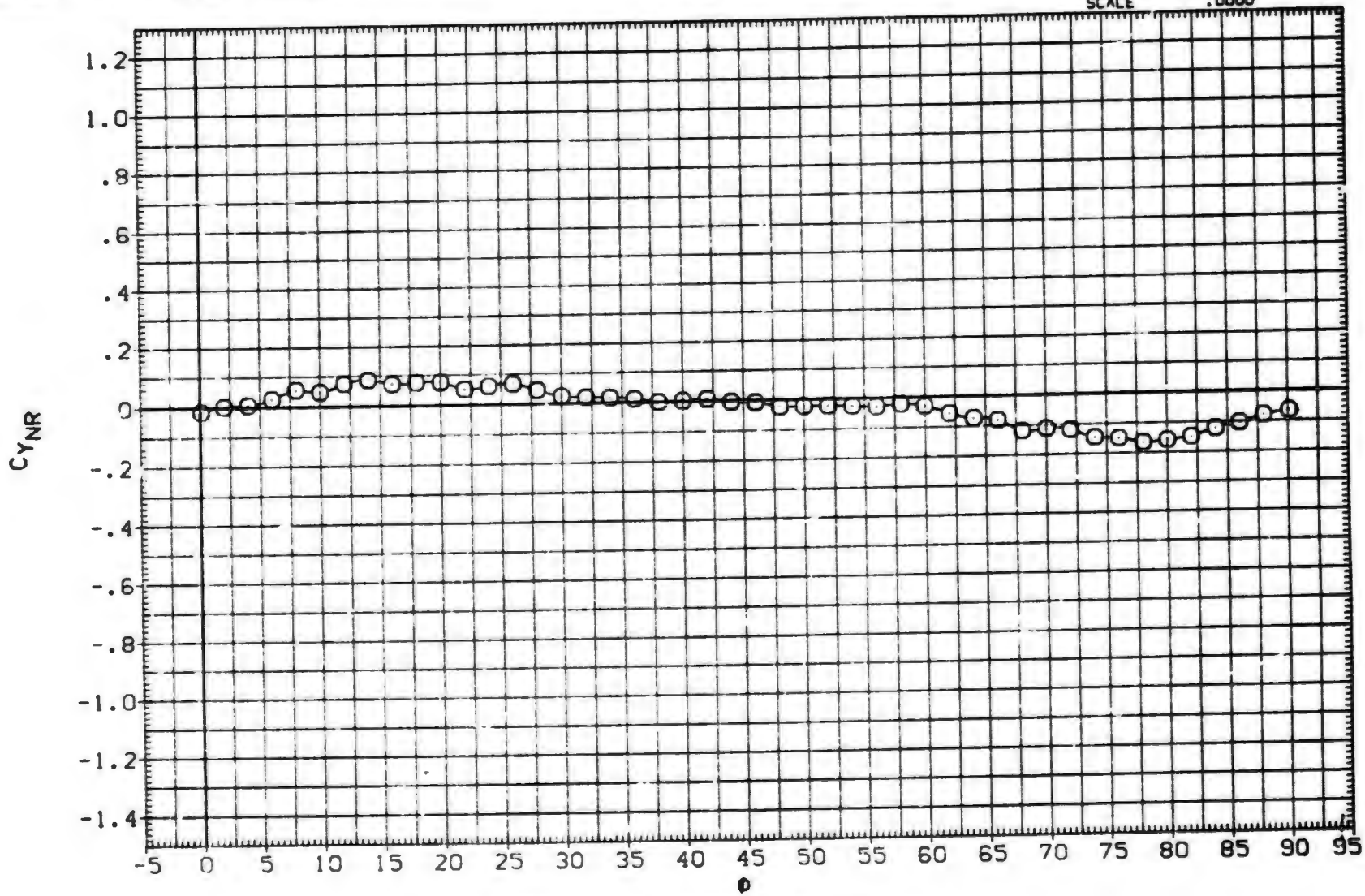

EFFECT OF ROLL ANGLE ON AERODYNAMIC FORCES. B1T15

(D)MACH = 1.76

DATA SET	SYMBOL	CONFIGURATION DESCRIPTION
(BXABBG)	○	AEDC TF 368 BODY-TAIL. B1T15
(BXABBH)	□	AEDC TF 368 BODY-TAIL. B1T15
(BXABBI)	◇	AEDC TF 368 BODY-TAIL. B1T15
(BXABBJ)	◁	AEDC TF 368 BODY-TAIL. B1T15
(BXABBK)	△	AEDC TF 368 BODY-TAIL. B1T15

ALPHA	LAMBDA	RT.CRJ	SEMSPN
25.000	.500	4.996	1.875
30.000	.500	4.996	1.875
35.000	.500	4.996	1.875
40.000	.500	4.996	1.875
45.000	.500	4.996	1.875

REFERENCE INFORMATION

SREF	11.0450	SQ.IN.
LREF	3.7500	IN.
BREF	3.7500	IN.
XMRP	24.0000	IN.
YMRP	.0000	IN.
ZMRP	.0000	IN.
SCALE	.0000	

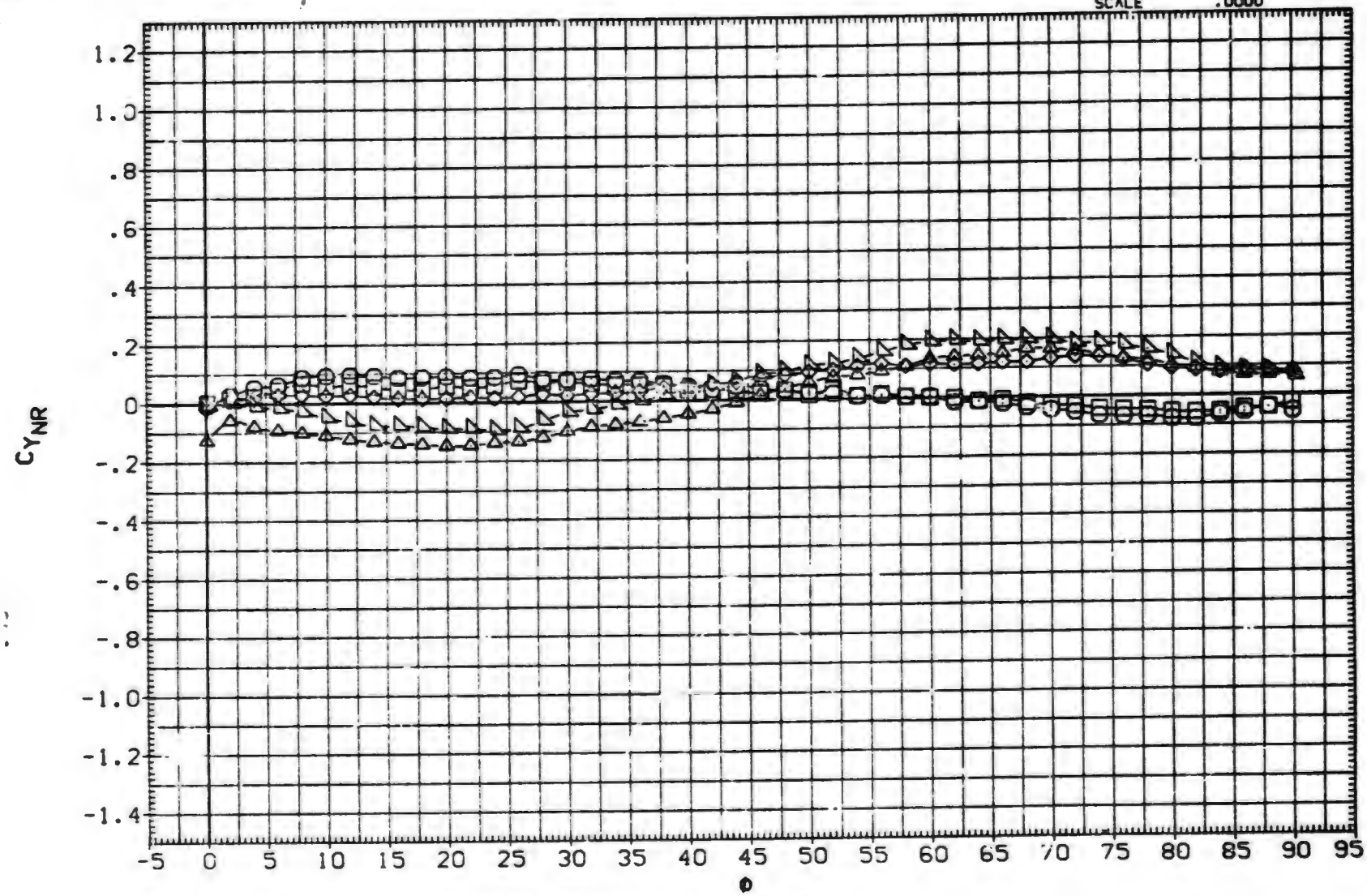

EFFECT OF ROLL ANGLE ON AERODYNAMIC FORCES, B1T15

(E)MACH = 2.00

DATA SET	SYMBOL	CONFIGURATION DESCRIPTION	ALPHA	LAMBDA	RT.CRD	SEMSPN
(8XA88G)	○	AEDC TF 368 BODY-TAIL. B1T15	25.000	.500	4.996	1.875
(8XA88H)	□	AEDC TF 368 BODY-TAIL. B1T15	30.000	.500	4.996	1.875
(8XA88I)	◇	AEDC TF 368 BODY-TAIL. B1T15	35.000	.500	4.996	1.875
(8XA88J)	△	AEDC TF 368 BODY-TAIL. B1T15	40.000	.500	4.996	1.875
(8XA88K)	◺	AEDC TF 368 BODY-TAIL. B1T15	45.000	.500	4.996	1.875

REFERENCE INFORMATION

SREF	11.0450	SQ.IN.
LREF	3.7500	IN.
BREF	3.7500	IN.
XMRP	24.0000	IN.
YMRP	.0000	IN.
ZMRP	.0000	IN.
SCALE	.0000	

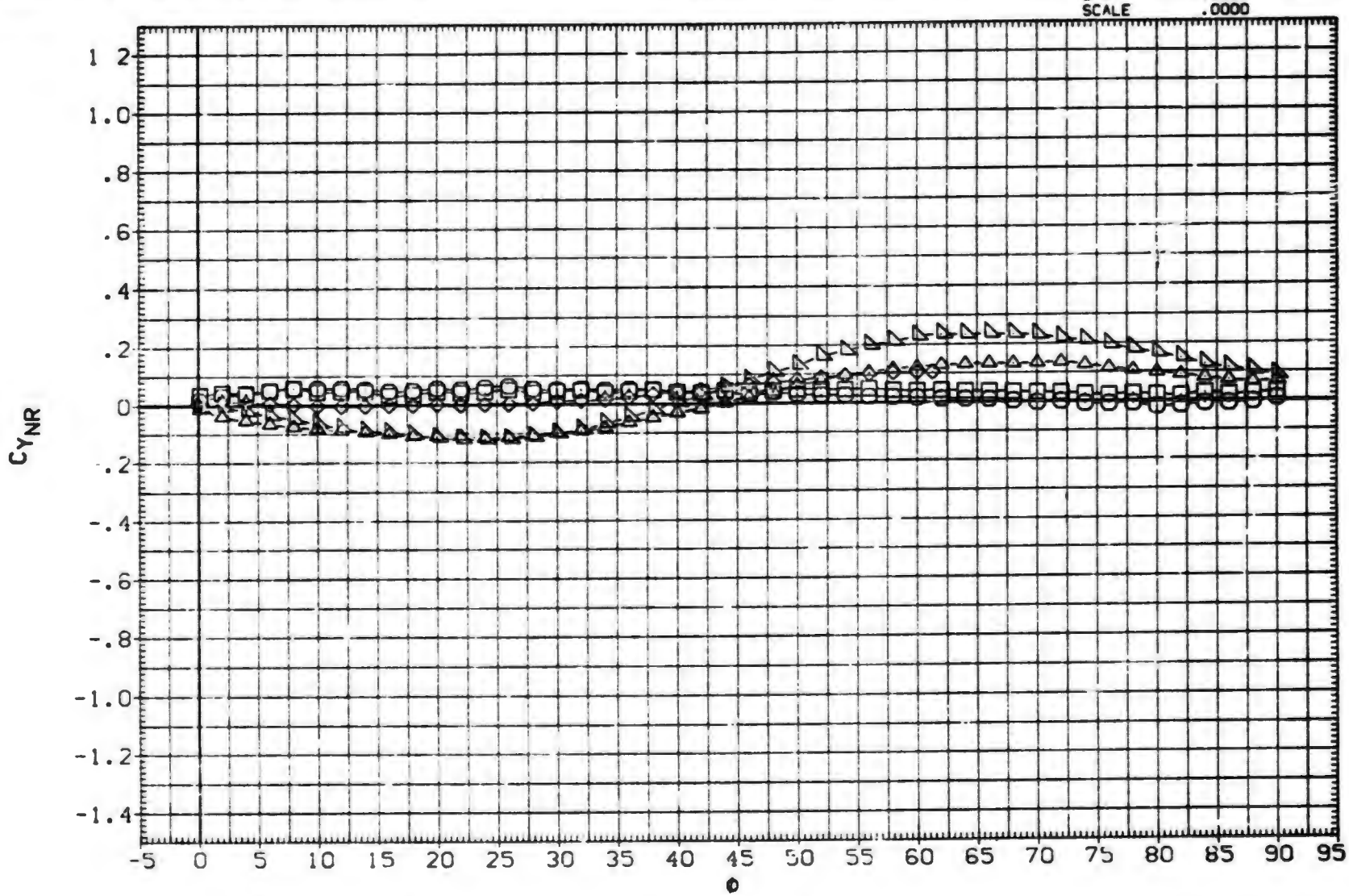

EFFECT OF ROLL ANGLE ON AERODYNAMIC FORCES. B1T15

(F)MACH = 2.50

DATA SET	SYMBOL	CONFIGURATION DESCRIPTION	ALPHA	LAMBDA	RT.CRD	SEMSPN
(BXABBG)	○	AEDC TF 368 BODY-TAIL. B1T15	25.000	.500	4.996	1.875
(BXABBH)	□	AEDC TF 368 BODY-TAIL. B1T15	30.000	.500	4.996	1.875
(BXABBI)	◇	AEDC TF 368 BODY-TAIL. B1T15	35.000	.500	4.996	1.875
(BXABBJ)	⧖	AEDC TF 368 BODY-TAIL. B1T15	40.000	.500	4.996	1.875
(BXABBK)	△	AEDC TF 368 BODY-TAIL. B1T15	45.000	.500	4.996	1.875

REFERENCE INFORMATION

SREF	11.0450	SQ.IN.
LREF	3.7500	IN.
BREF	3.7500	IN.
XMRP	24.0000	IN.
YMRP	.0000	IN.
ZMRP	.0000	IN.
SCALE	.0000	

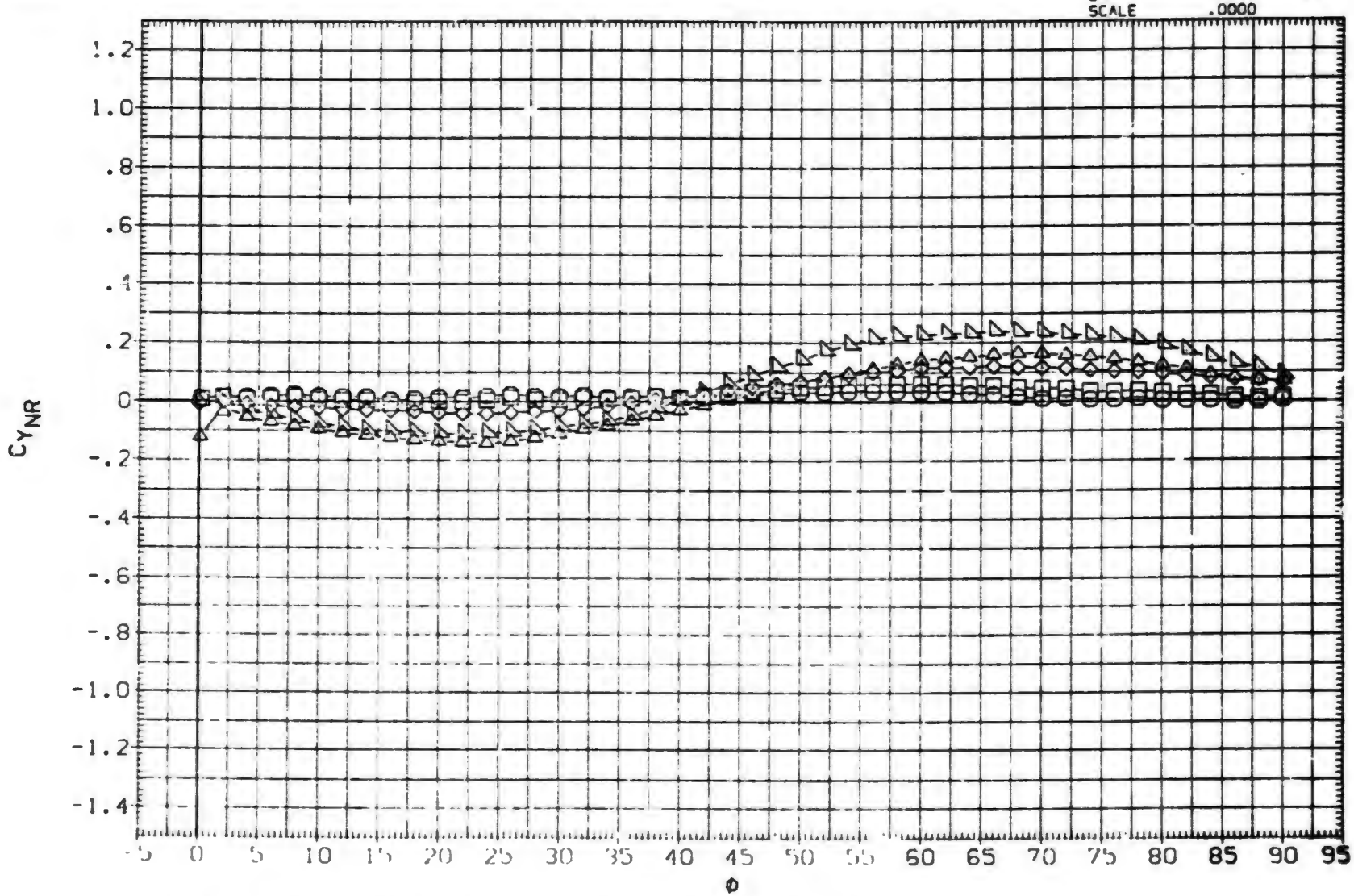

EFFECT OF ROLL ANGLE ON AERODYNAMIC FORCES. B1T15

(G)MACH = 3.01

DATA SET	SYMBOL	CONFIGURATION DESCRIPTION	ALPHA	LAMBDA	RT.CRD	SEMSPN
(BXABBG)	○	AEDC TF 368 BODY-TAIL. BIT15	25.000	.500	4.996	1.875
(BXABBH)	□	AEDC TF 368 BODY-TAIL. BIT15	30.000	.500	4.996	1.875
(BXABBI)	◇	AEDC TF 368 BODY-TAIL. BIT15	35.000	.500	4.996	1.875
(BXABBJ)	△	AEDC TF 368 BODY-TAIL. BIT15	40.000	.500	4.996	1.875
(BXABBK)	▷	AEDC TF 368 BODY-TAIL. BIT15	45.000	.500	4.996	1.875

REFERENCE INFORMATION		
SREF	11.0450	SQ.IN.
LREF	3.7500	IN.
BREF	3.7500	IN.
XMRP	24.0000	IN.
YMRP	.0000	IN.
ZMRP	.0000	IN.
SCALE	.0000	

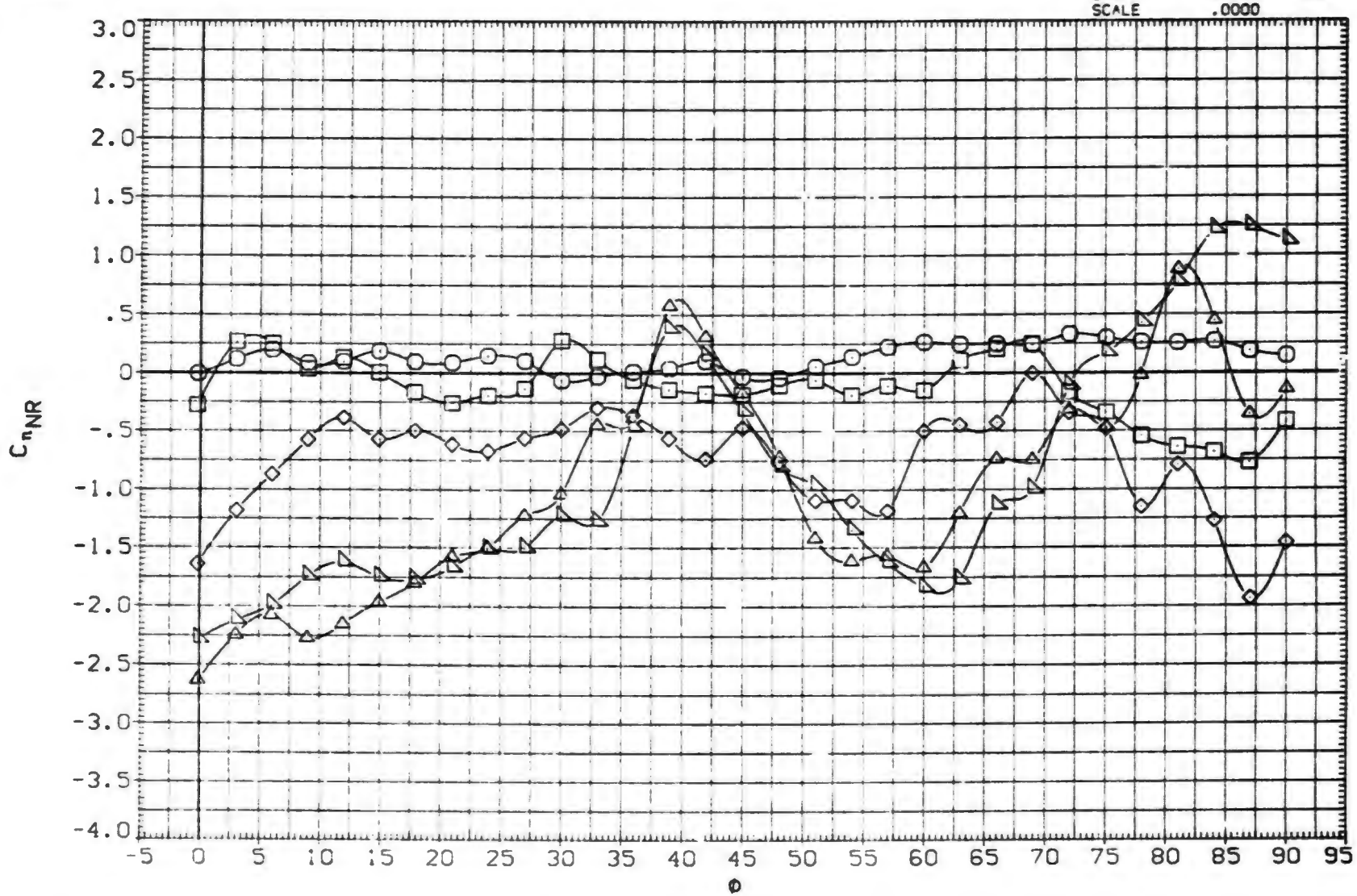

EFFECT OF ROLL ANGLE ON AERODYNAMIC FORCES. BIT15

(A)MACH = .80

DATA SET	SYMBOL	CONFIGURATION DESCRIPTION	ALPHA	LAMBDA	RT.CRD	SEMSPN
(BXABBG)	○	AEDC TF 368 BODY-TAIL. BITIS	25.000	.500	4.996	1.875
(BXABBH)	□	AEDC TF 368 BODY-TAIL. BITIS	30.000	.500	4.996	1.875
(BXABBI)	◇	AEDC TF 368 BODY-TAIL. BITIS	35.000	.500	4.996	1.875
(BXABBJ)	△	AEDC TF 368 BODY-TAIL. BITIS	40.000	.500	4.996	1.875
(BXABBK)	◺	AEDC TF 368 BODY-TAIL. BITIS	45.000	.500	4.996	1.875

REFERENCE INFORMATION

SREF	11.0450	SQ.IN.
LREF	3.7500	IN.
BREF	3.7500	IN.
XMRP	24.0000	IN.
YMRP	.0000	IN.
ZMRP	.0000	IN.
SCALE	.0000	

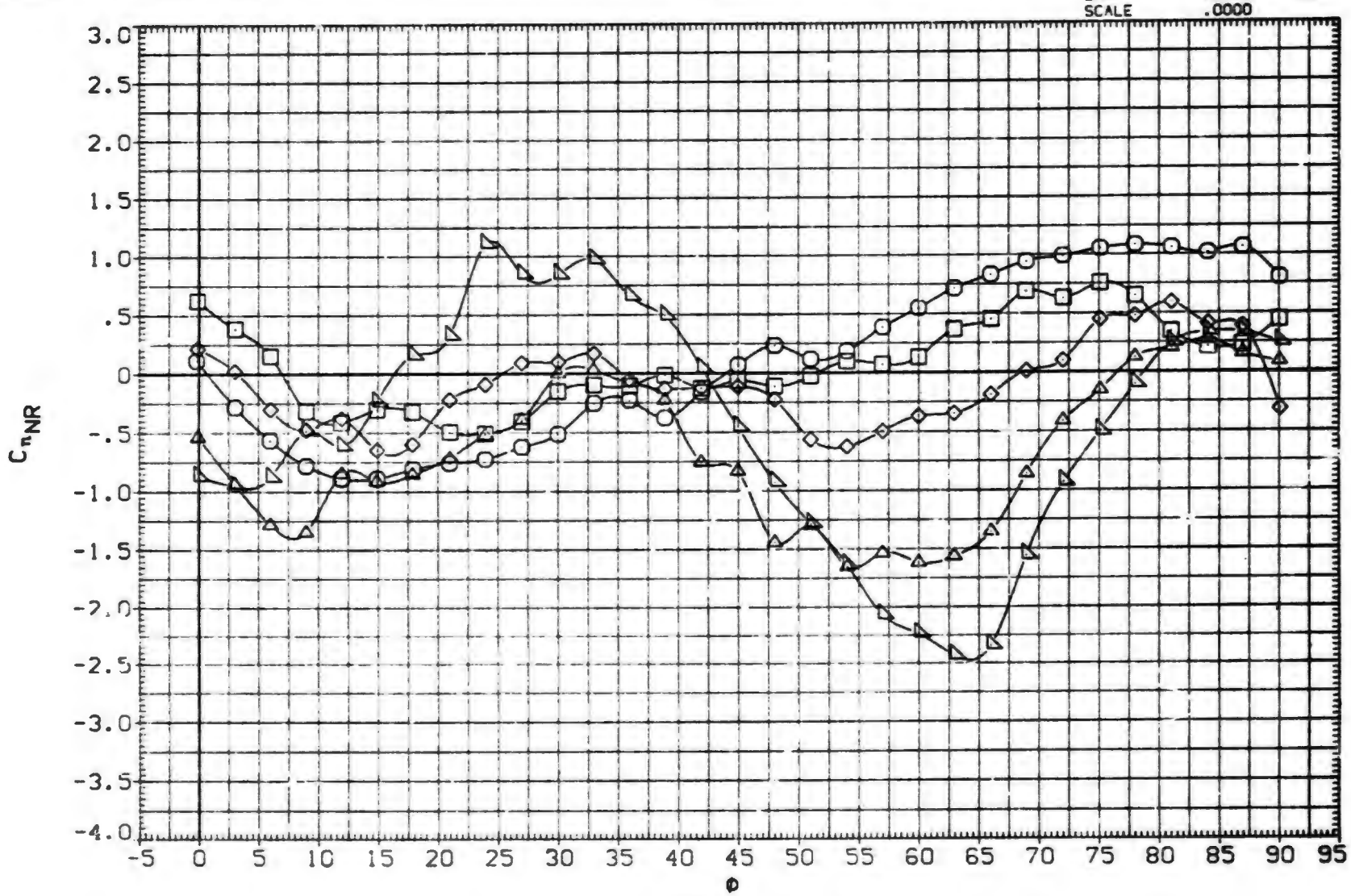

EFFECT OF ROLL ANGLE ON AERODYNAMIC FORCES. BITIS

(B)MACH = 1.00

DATA SET	SYMBOL	CONFIGURATION DESCRIPTION
(BXABBG)	○	AEDC TF 366 BODY-TAIL. B1T15
(BXABBH)	□	AEDC TF 368 BODY-TAIL. B1T15
(BXABBI)	◇	AEDC TF 368 BODY-TAIL. B1T15
(BXABBJ)	△	AEDC TF 368 BODY-TAIL. B1T15
(BXABBK)	◺	AEDC TF 368 BODY-TAIL. B1T15

ALPHA	LAMBDA	RT.CRD	SEMSPN
25.000	.500	4.996	1.875
30.000	.500	4.996	1.875
35.000	.500	4.996	1.875
40.000	.500	4.996	1.875
45.000	.500	4.996	1.875

REFERENCE INFORMATION		
SREF	11.0450	SQ.IN.
LREF	3.7500	IN.
BREF	3.7500	IN.
XMRP	24.0000	IN.
YMRP	.0000	IN.
ZMRP	.0000	IN.
SCALE	.0000	

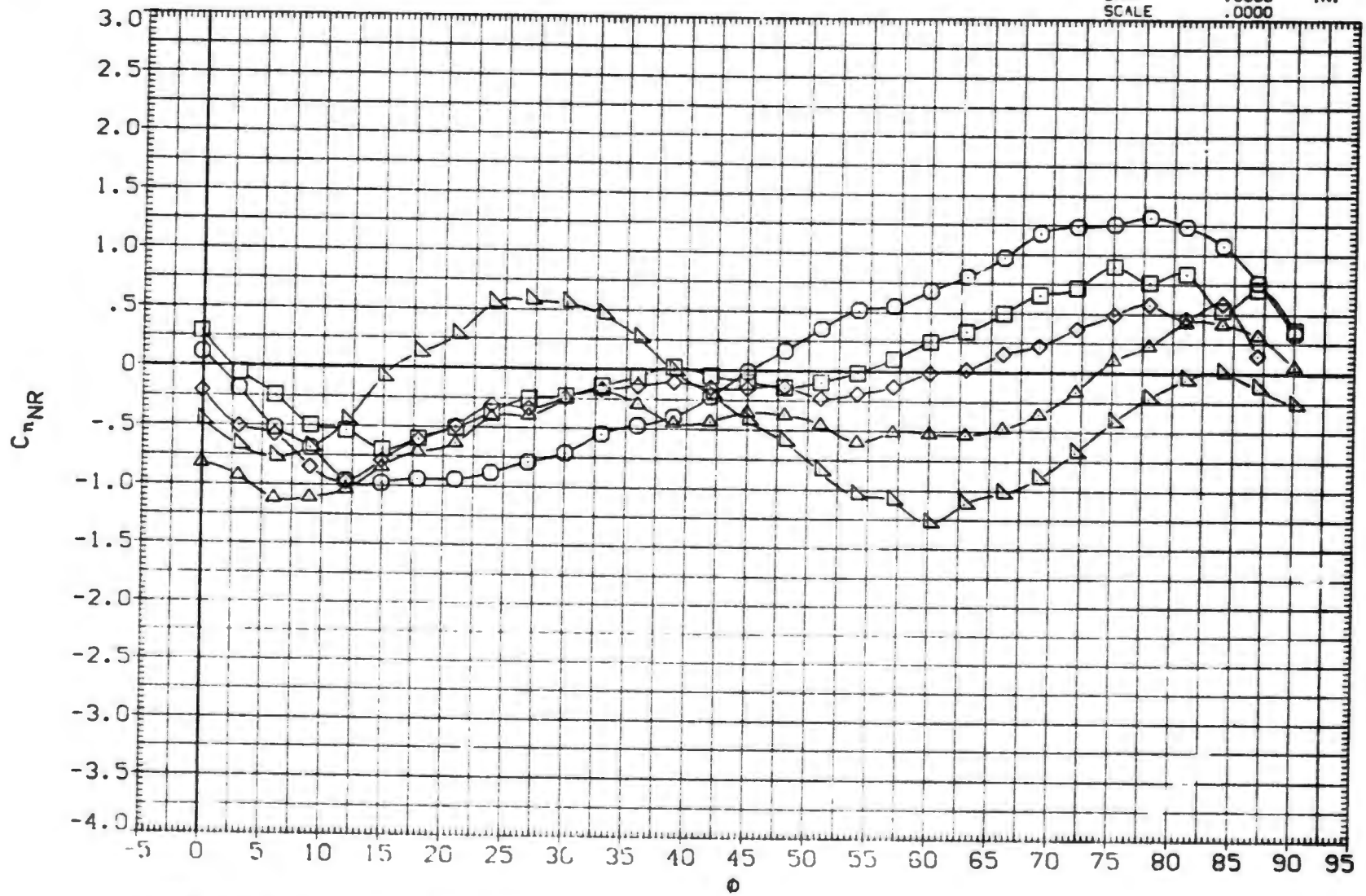

EFFECT OF ROLL ANGLE ON AERODYNAMIC FORCES. B1T15

(C)MACH = 1.20

DATA SET	SYMBOL	CONFIGURATION DESCRIPTION	ALPHA	LAMBDA	RT.CRD	SEMSPN
(BXABEG)	○	AEDC TF 368 BODY-TAIL. BIT15	25.000	.500	4.996	1.875
(BXABBH)	□	DATA NOT AVAILABLE	30.000	.500	4.996	1.875
(BXABBI)	◇	DATA NOT AVAILABLE	35.000	.500	4.996	1.875
(BXABBJ)	◸	DATA NOT AVAILABLE	40.000	.500	4.996	1.875
(BXABBK)	◺	DATA NOT AVAILABLE	45.000	.500	4.996	1.875

REFERENCE INFORMATION

SREF	11.0450	SQ.IN.
LREF	3.7500	IN.
BREF	3.7500	IN.
XMRP	24.0000	IN.
YMRP	.0000	IN.
ZMRP	.0000	IN.
SCALE	.0000	

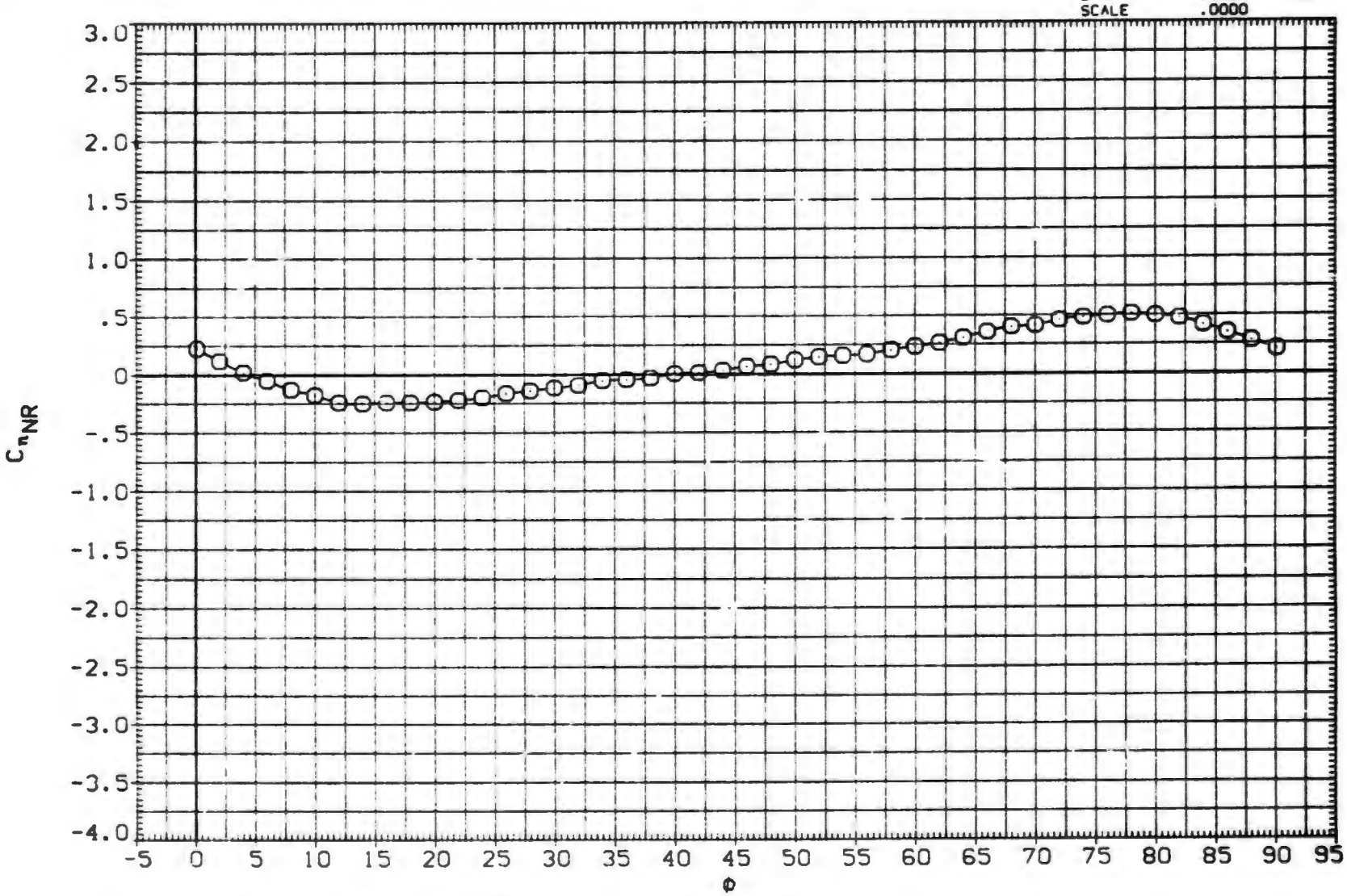

EFFECT OF ROLL ANGLE ON AERODYNAMIC FORCES. BIT15

(D)MACH = 1.76

DATA SET	SYMBOL	CONFIGURATION DESCRIPTION	ALPHA	LAMBDA	RT.CRD	SEMSPN
(BXABBG)	○	AEDC TF 368 BODY-TAIL. B1T15	25.000	.500	4.996	1.875
(BXABBH)	□	AEDC TF 368 BODY-TAIL. B1T15	30.000	.500	4.996	1.875
(BXABBI)	◇	AEDC TF 368 BODY-TAIL. B1T15	35.000	.500	4.996	1.875
(BXABBJ)	△	AEDC TF 368 BODY-TAIL. B1T15	40.000	.500	4.996	1.875
(BXABBK)	◺	AEDC TF 368 BODY-TAIL. B1T15	45.000	.500	4.996	1.875

REFERENCE INFORMATION

SREF	11.0450	SQ.IN.
LREF	3.7500	IN.
BREF	3.7500	IN.
XMRP	24.0000	IN.
YMRP	.0000	IN.
ZMRP	.0000	IN.
SCALE	.0000	

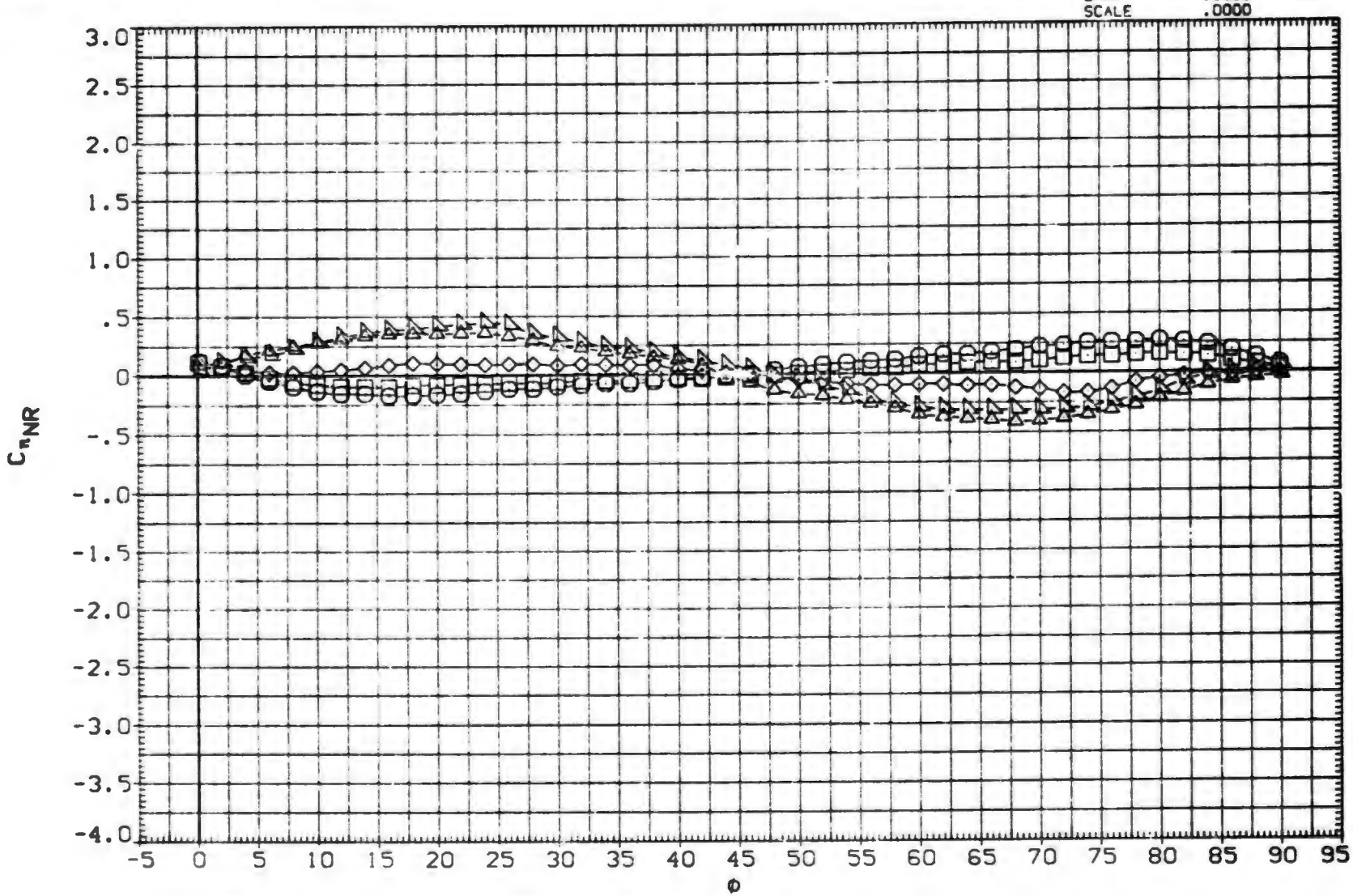

EFFECT OF ROLL ANGLE ON AERODYNAMIC FORCES. B1T15

(E)MACH = 2.00

DATA SET	SYMBOL	CONFIGURATION DESCRIPTION	ALPHA	LAMBDA	RT.CRD	SEMSPN
(BXABBG)	○	AEDC TF 368 BODY-TAIL. BIT15	25.000	.500	4.996	1.875
(BXABBH)	□	AEDC TF 368 BODY-TAIL. BIT15	30.000	.500	4.996	1.875
(BXABBI)	◇	AEDC TF 368 BODY-TAIL. BIT15	35.000	.500	4.996	1.875
(BXABBJ)	△	AEDC TF 368 BODY-TAIL. BIT15	40.000	.500	4.996	1.875
(BXABBK)	◺	AEDC TF 368 BODY-TAIL. BIT15	45.000	.500	4.996	1.875

REFERENCE INFORMATION

SREF	11.0450	SQ.IN.
LREF	3.7500	IN.
BREF	3.7500	IN.
XMRP	24.0000	IN.
YMRP	.0000	IN.
ZMRP	.0000	IN.
SCALE	.0000	

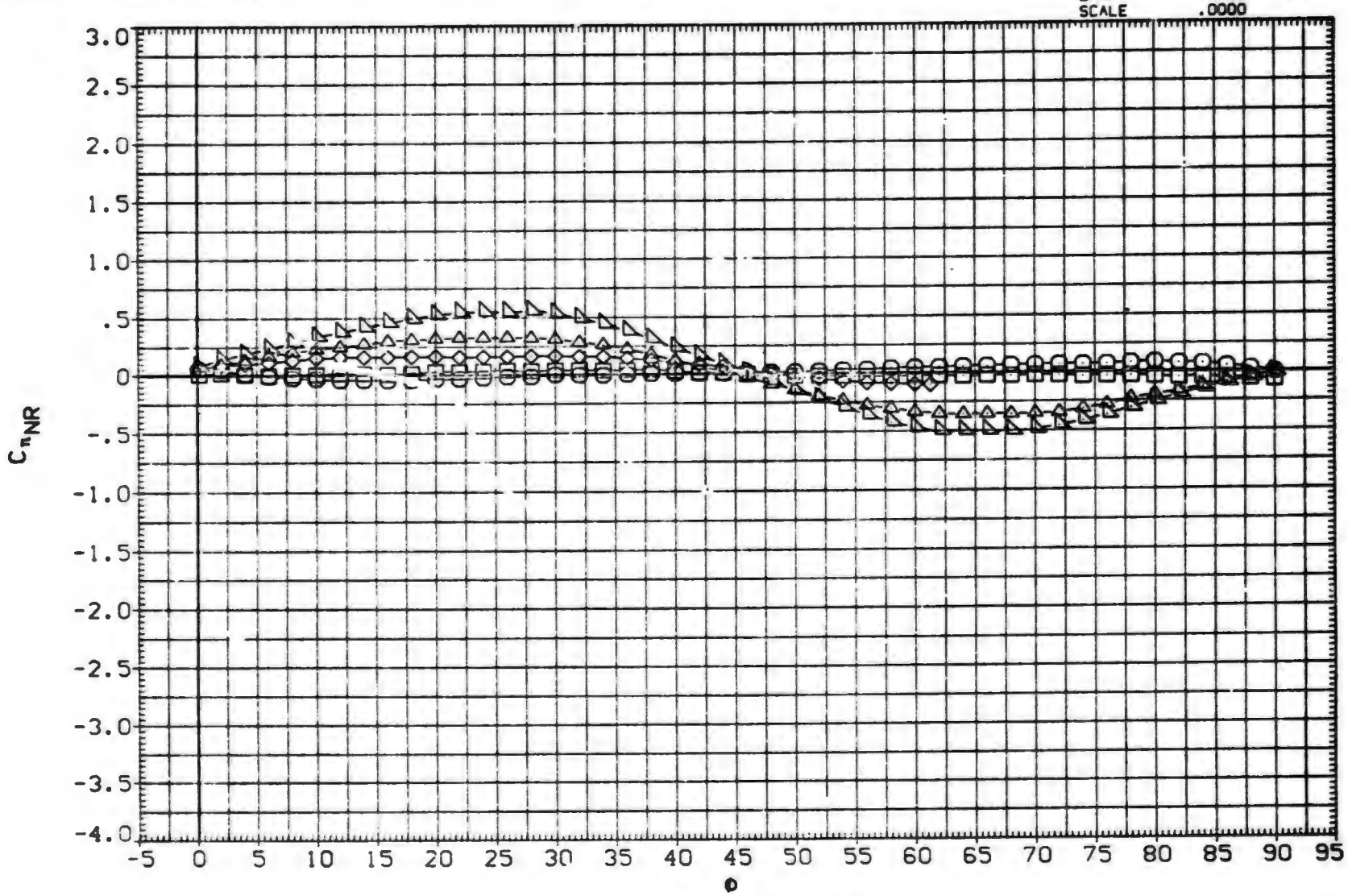

EFFECT OF ROLL ANGLE ON AERODYNAMIC FORCES. BIT15

(F)MACH = 2.50

DATA SET	SYMBOL	CONFIGURATION DESCRIPTION	AL-HA	LAMBDA	RT.CRD	SEMSPN
(BXABBG)	○	AEDC TF 368 BODY-TAIL. B1T15	25.000	.500	4.996	1.875
(BXABBH)	□	AEDC TF 368 BODY-TAIL. B1T15	30.000	.500	4.996	1.875
(BXABBI)	◇	AEDC TF 368 BODY-TAIL. B1T15	35.000	.500	4.996	1.875
(BXABBJ)	△	AEDC TF 368 BODY-TAIL. B1T15	40.000	.500	4.996	1.875
(BXABBK)	◺	AEDC TF 368 BODY-TAIL. B1T15	45.000	.500	4.996	1.875

REFERENCE INFORMATION

SREF	11.0450	SQ.IN.
LREF	3.7500	IN.
BREF	3.7500	IN.
XMRP	24.0000	IN.
YMRP	.0000	IN.
ZMRP	.0000	IN.
SCALE	.0000	

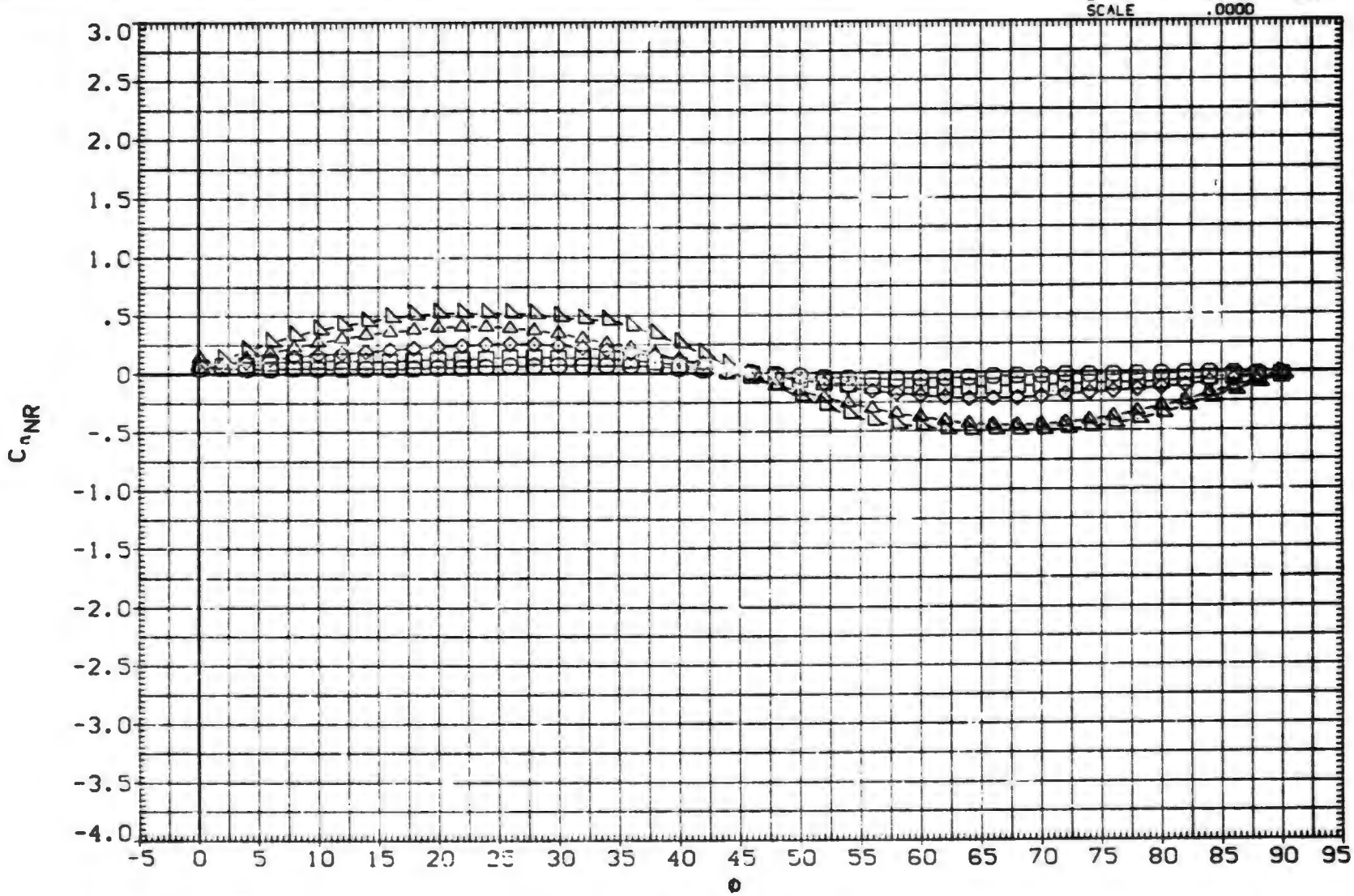

EFFECT OF ROLL ANGLE ON AERODYNAMIC FORCES. B1T15

(G)MACH = 3.01

DATA SET	SYMBOL	CONFIGURATION DESCRIPTION
(BXABBG)	○	AEDC TF 368 BODY-TAIL. BIT15
(BXABBH)	□	AEDC TF 368 BODY-TAIL. BIT15
(BXABBI)	◇	AEDC TF 368 BODY-TAIL. BIT15
(BXABBJ)	△	AEDC TF 368 BODY-TAIL. BIT15
(BXABBK)	◺	AEDC TF 368 BODY-TAIL. BIT15

ALPHA	LAMBDA	RT.CRD	SEMSPN
25.000	.500	4.996	1.875
30.000	.500	4.996	1.875
35.000	.500	4.996	1.875
40.000	.500	4.996	1.875
45.000	.500	4.996	1.875

REFERENCE INFORMATION		
SREF	11.0450	SQ.IN.
LREF	3.7500	IN.
BREF	3.7500	IN.
XMRP	24.0000	IN.
YMRP	.0000	IN.
ZMRP	.0000	IN.
SCALE	.0000	

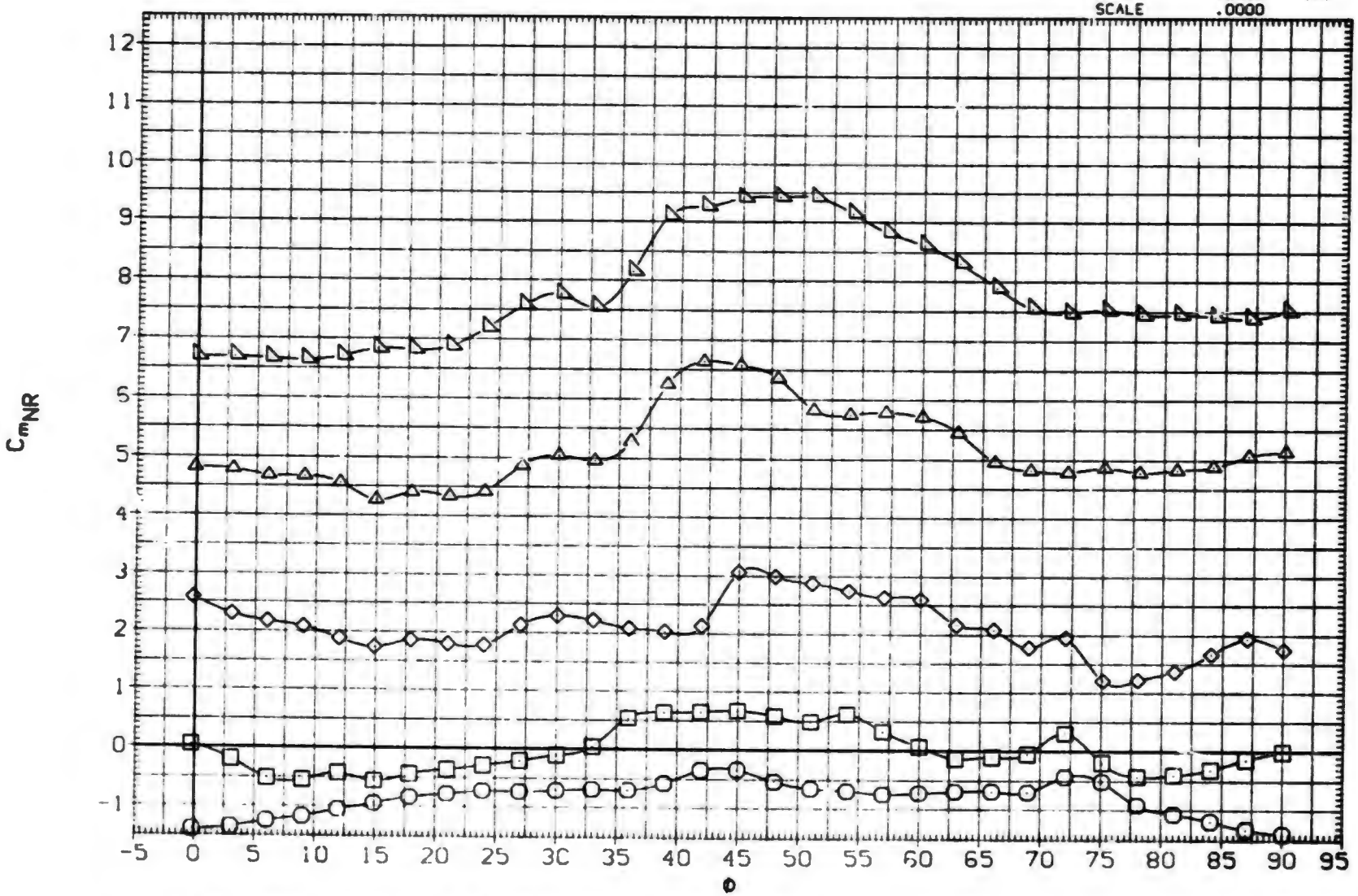

EFFECT OF ROLL ANGLE ON AERODYNAMIC FORCES. BIT15

(A)MACH = .80

DATA SET	SYMBOL	CONFIGURATION DESCRIPTION	ALPHA	LAMBDA	RT.CRD	SEMSPN
(BXABBG)	○	AEDC TF 368 BODY-TAIL. BIT15	25.000	.500	4.996	1.875
(BXABBH)	□	AEDC TF 368 BODY-TAIL. BIT15	30.000	.500	4.996	1.875
(BXABBI)	◇	AEDC TF 368 BODY-TAIL. BIT15	35.000	.500	4.996	1.875
(BXABBJ)	△	AEDC TF 368 BODY-TAIL. BIT15	40.000	.500	4.996	1.875
(BXABBK)	◺	AEDC TF 368 BODY-TAIL. BIT15	45.000	.500	4.996	1.875

REFERENCE INFORMATION

SREF	11.0450	SQ.IN.
LREF	3.7500	IN.
BREF	3.7500	IN.
XMRP	24.0000	IN.
YMRP	.0000	IN.
ZMRP	.0000	IN.
SCALE	.0000	

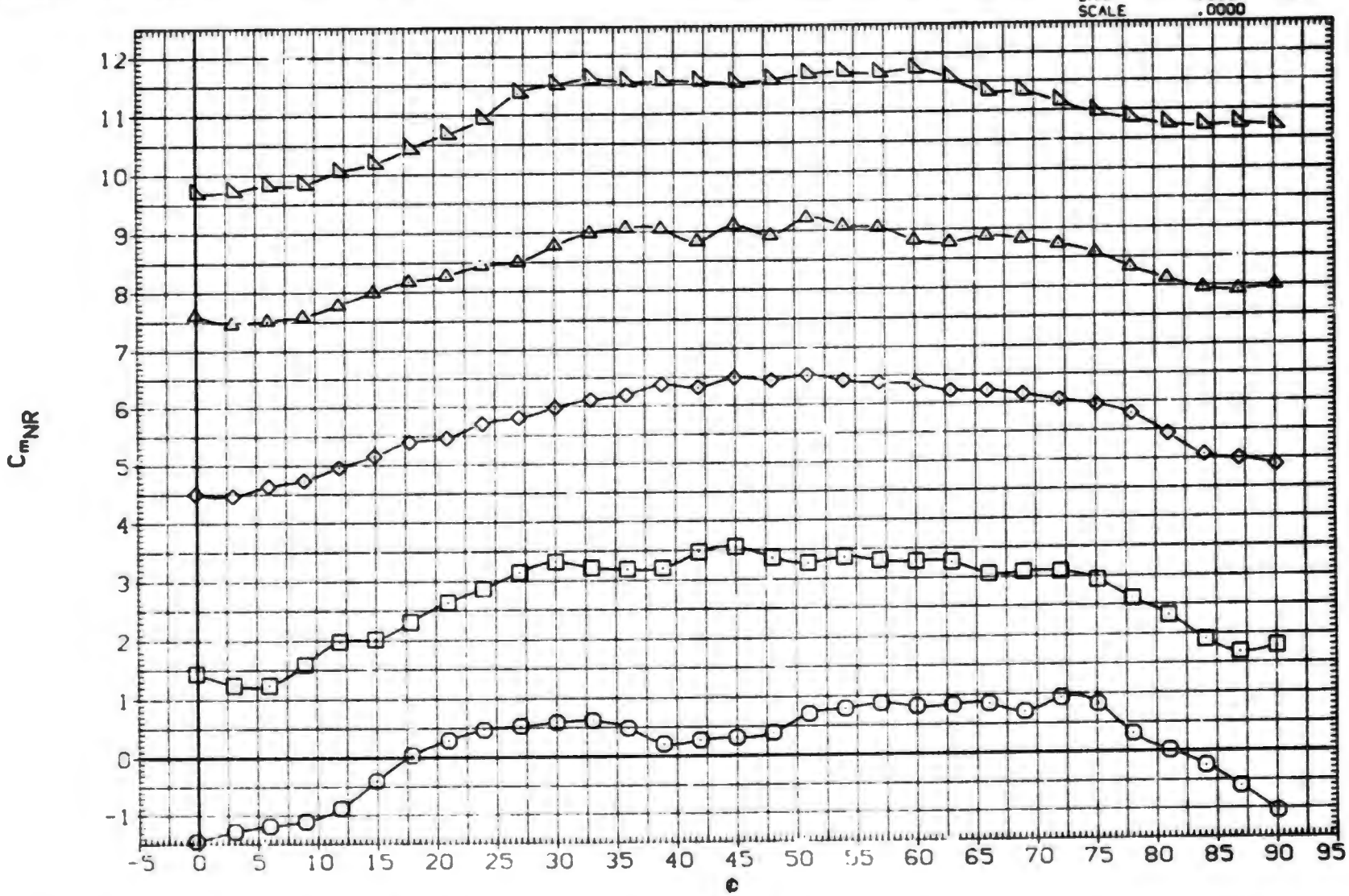

EFFECT OF ROLL ANGLE ON AERODYNAMIC FORCES. BIT15

(B)MACH = 1.00

DATA SET	SYMBOL	CONFIGURATION DESCRIPTION
(BXABBG)	○	AEDC TF 368 BODY TAIL. BIT15
(BXABBH)	□	AEDC TF 368 BODY-TAIL. BIT15
(BXABBI)	◇	AEDC TF 368 BODY-TAIL. BIT15
(BXABBJ)	△	AEDC TF 368 BODY-TAIL. BIT15
(BXABBK)	◺	AEDC TF 368 BODY-TAIL. BIT15

ALPHA	LAMBDA	RT.CRD	SEMSPN
25.000	.500	4.996	1.875
30.000	.500	4.996	1.875
35.000	.500	4.996	1.875
40.000	.500	4.996	1.875
45.000	.500	4.996	1.875

REFERENCE INFORMATION

SREF	11.0450	SQ.IN.
LREF	3.7500	IN.
BREF	3.7500	IN.
XMRP	24.0000	IN.
YMRP	.0000	IN.
ZMRP	.0000	IN.
SCALE	.0000	

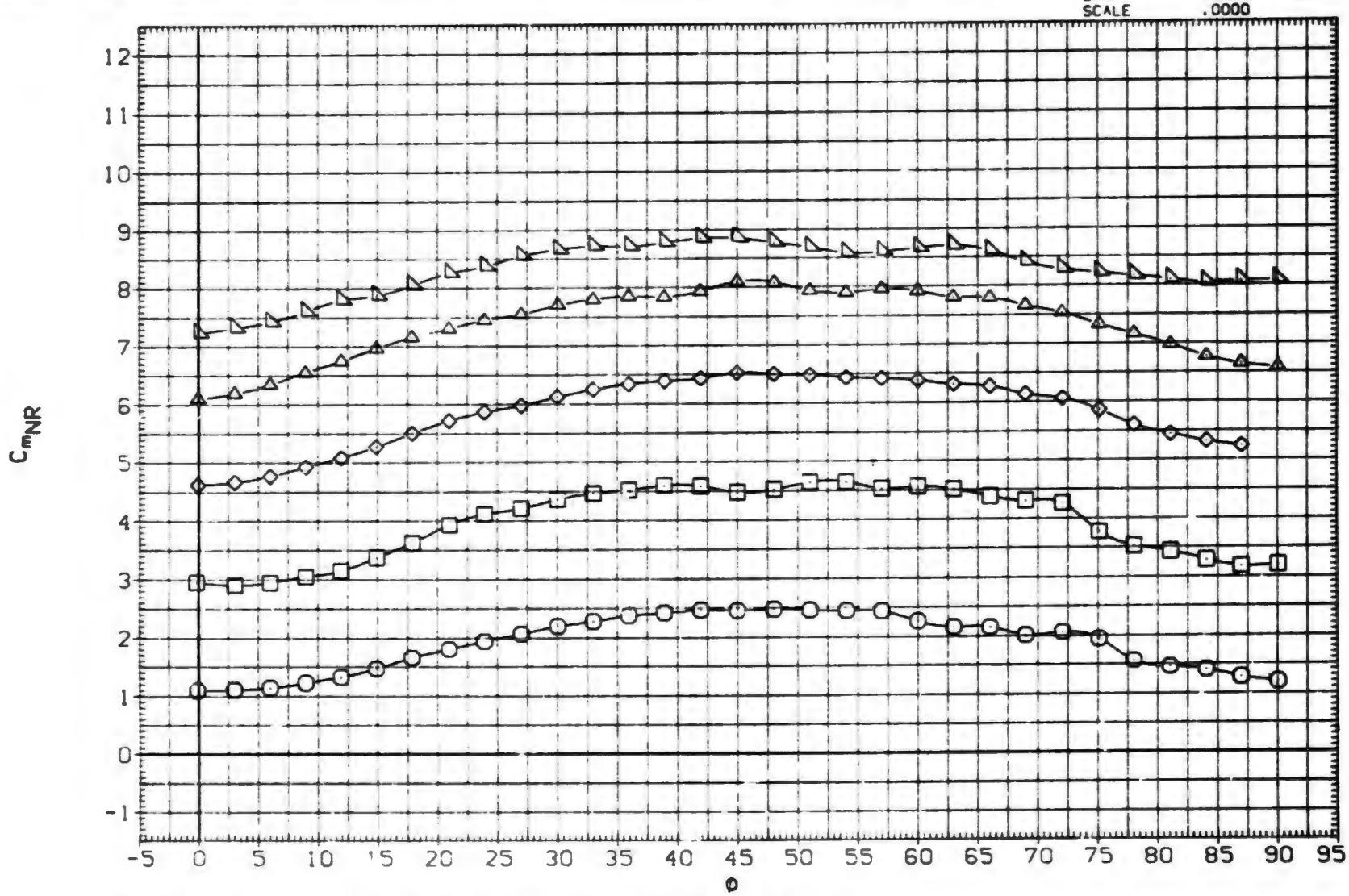

EFFECT OF ROLL ANGLE ON AERODYNAMIC FORCES. BIT15

(C)MACH = 1.20

DATA SET	SYMBOL	CONFIGURATION DESCRIPTION	ALPHA	LAMBDA	RT.CRD	SEMSPN
(BXABBG)	○	AEDC TF 368 BODY-TAIL. BIT15	25.000	.500	4.996	1.875
(BXABBH)	□	DATA NOT AVAILABLE	30.000	.500	4.996	1.875
(BXABBI)	◇	DATA NOT AVAILABLE	35.000	.500	4.996	1.875
(BXABBJ)	◁	DATA NOT AVAILABLE	40.000	.500	4.996	1.875
(BXABBK)	△	DATA NOT AVAILABLE	45.000	.500	4.996	1.875

REFERENCE INFORMATION

SREF	11.0450	SQ.IN.
LREF	3.7500	IN.
BREF	3.7500	IN.
XMRP	24.0000	IN.
YMRP	.0000	IN.
ZMRP	.0000	IN.
SCALE	.0000	

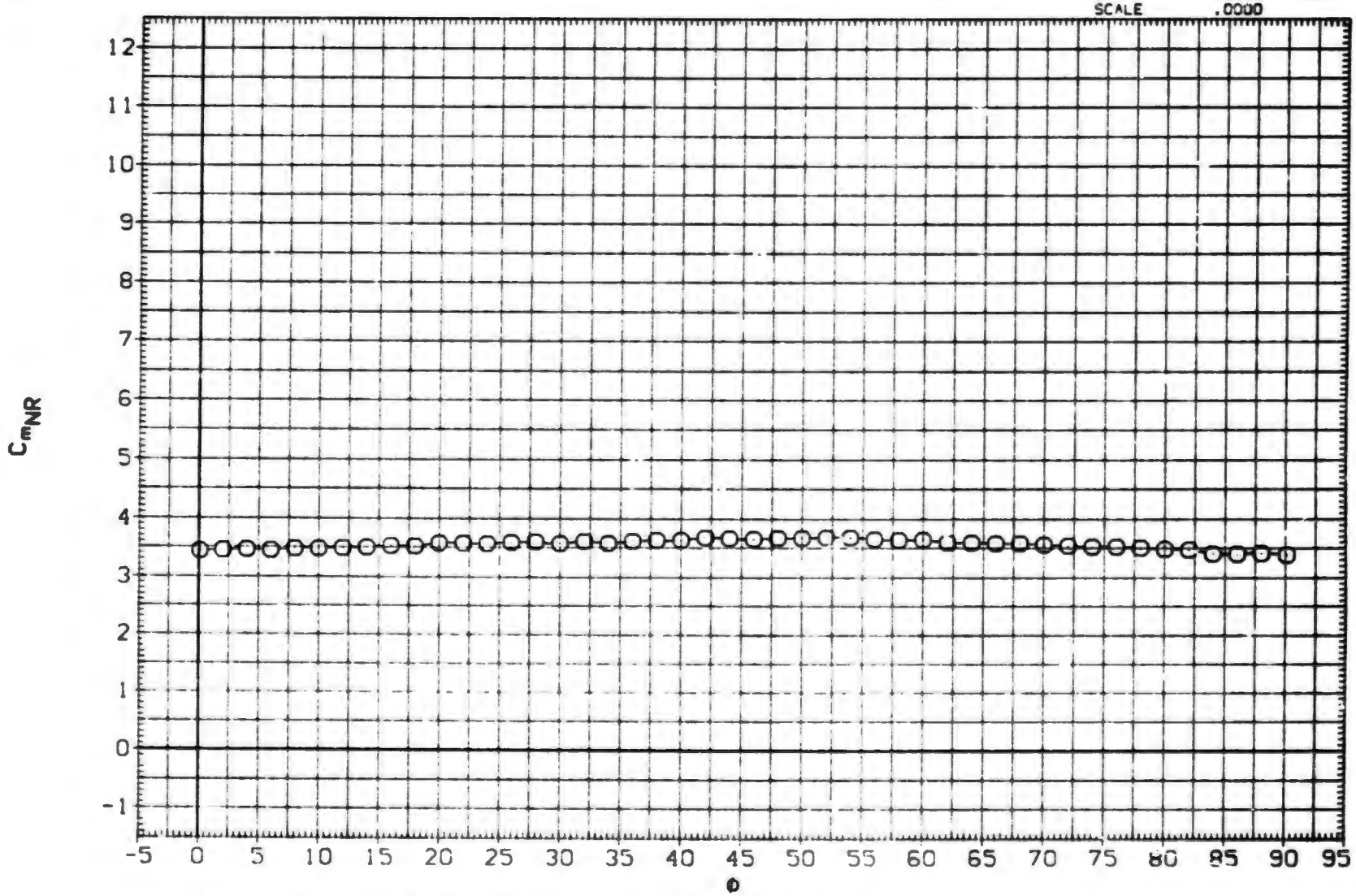

EFFECT OF ROLL ANGLE ON AERODYNAMIC FORCES. BIT15

(D)MACH = 1.76

DATA SET	SYMBOL	CONFIGURATION DESCRIPTION	ALPHA	LAMBDA	RT.CRD	SEMSPN
(BXABBG)	○	AEDC TF 368 BODY-TAIL. B1T15	25.000	.500	4.996	1.875
(BXABBH)	□	AEDC TF 368 BODY-TAIL. B1T15	30.000	.500	4.996	1.875
(BXABBI)	◇	AEDC TF 368 BODY-TAIL. B1T15	35.000	.500	4.996	1.875
(BXABBJ)	◺	AEDC TF 368 BODY-TAIL. B1T15	40.000	.500	4.996	1.875
(BXABBK)	△	AEDC TF 368 BODY-TAIL. B1T15	45.000	.500	4.996	1.875

REFERENCE INFORMATION

SREF	11.0450	SQ. IN.
LREF	3.7500	IN.
BREF	3.7500	IN.
XMRP	24.0000	IN.
YMRP	.0000	IN.
ZMRP	.0000	IN.
SCALE	.0000	

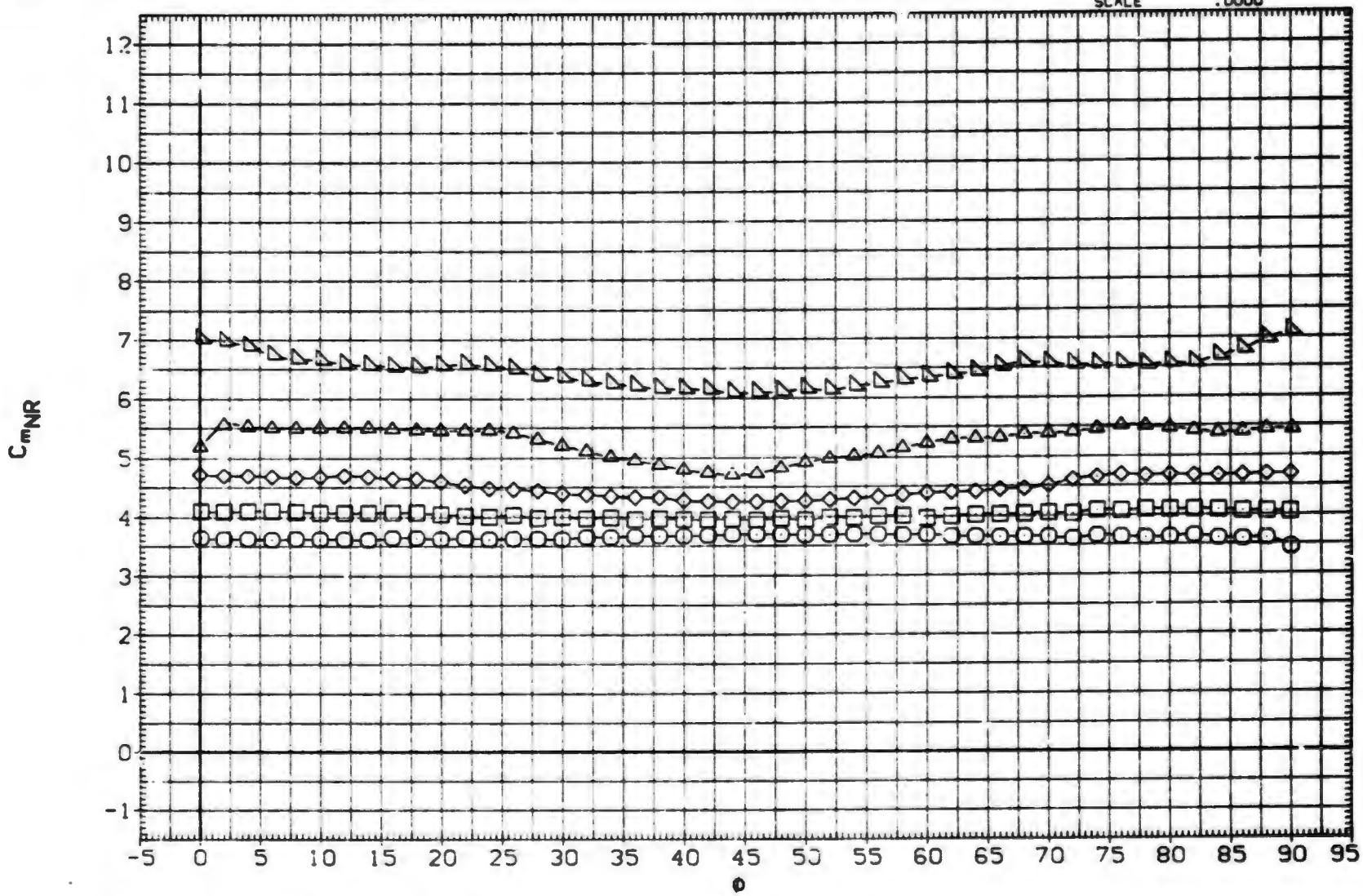

EFFECT OF ROLL ANGLE ON AERODYNAMIC FORCES. B1T15

(E)MACH = 2.00

DATA SET	SYMBOL	CONFIGURATION DESCRIPTION
(BxABBG)	○	AEDC TF 368 BODY-TAIL. BIT15
(BxABBH)	□	AEDC TF 368 BODY-TAIL. BIT15
(BxABBI)	◇	AEDC TF 368 BODY-TAIL. BIT15
(BxABBJ)	▷	AEDC TF 368 BODY-TAIL. BIT15
(BxABBK)	△	AEDC TF 368 BODY-TAIL. BIT15

ALPHA	LAMBDA	RT.CRD	SEMSPN
25.000	.500	4.996	1.875
30.000	.500	4.996	1.875
35.000	.500	4.996	1.875
40.000	.500	4.996	1.875
45.000	.500	4.996	1.875

REFERENCE INFORMATION

SREF	11.0450	SQ. IN.
LREF	3.7500	IN.
BREF	3.7500	IN.
XMRP	24.0000	IN.
YMRP	.0000	IN.
ZMRP	.0000	IN.
SCALE	.0000	

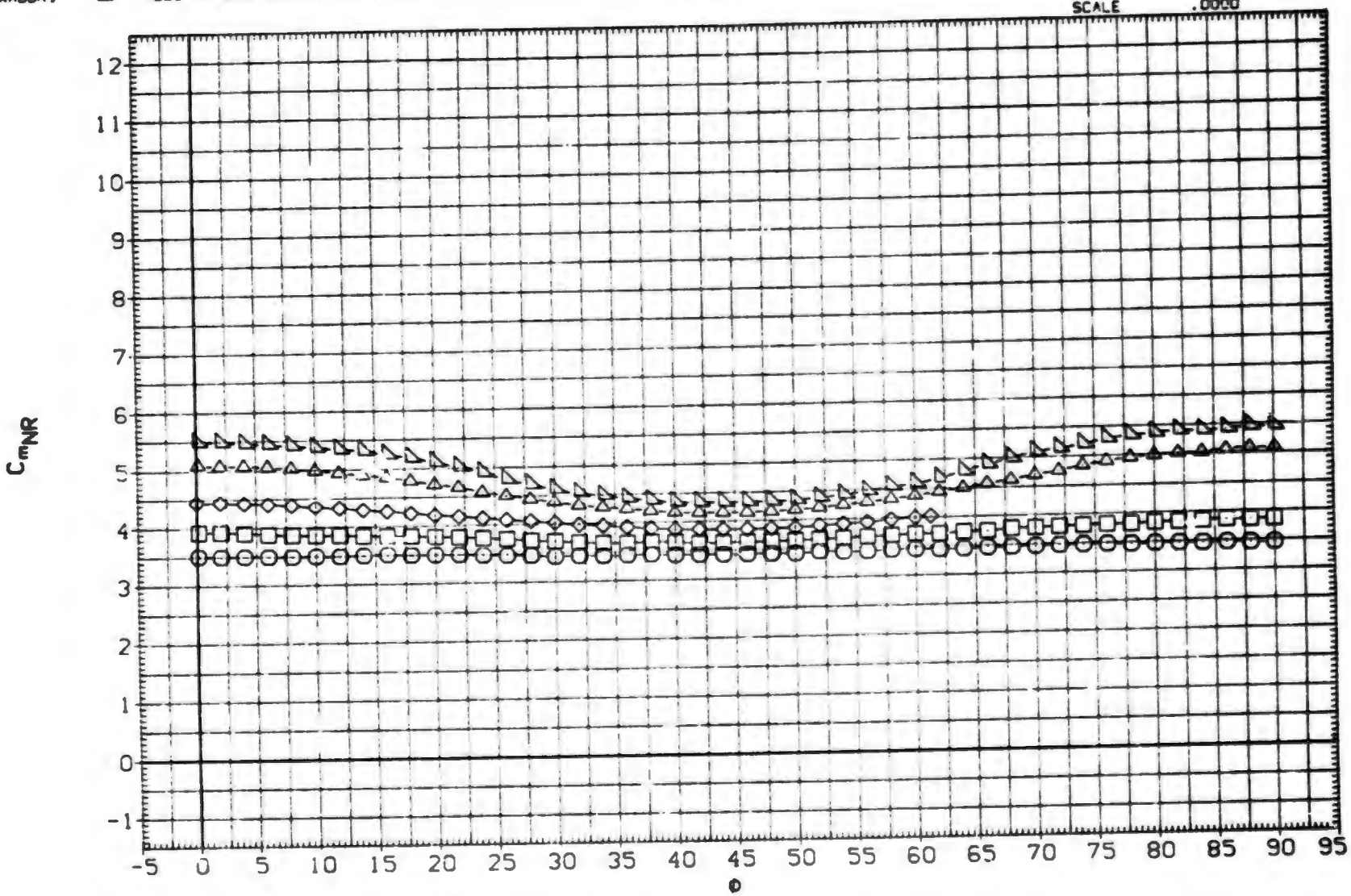

EFFECT OF ROLL ANGLE ON AERODYNAMIC FORCES. BIT15

(F)MACH = 2.50

DATA SET	SYMBOL	CONFIGURATION DESCRIPTION
(BXABBG)	○	AEDC TF 368 BODY-TAIL. B1T15
(BXABBH)	□	AEDC TF 368 BODY-TAIL. B1T15
(BXABBI)	◇	AEDC TF 368 BODY-TAIL. B1T15
(BXABBJ)	△	AEDC TF 368 BODY-TAIL. B1T15
(BXABBK)	◺	AEDC TF 368 BODY-TAIL. B1T15

ALPHA	LAMBDA	RT.CRD	SEMSPN
25.000	.500	4.996	1.875
30.000	.500	4.996	1.875
35.000	.500	4.996	1.875
40.000	.500	4.996	1.875
45.000	.500	4.996	1.875

REFERENCE INFORMATION

SREF	11.0450	SQ.IN.
LREF	3.7500	IN.
BREF	3.7500	IN.
XMRP	24.0000	IN.
YMRP	.0000	IN.
ZMRP	.0000	IN.
SCALE	.0000	

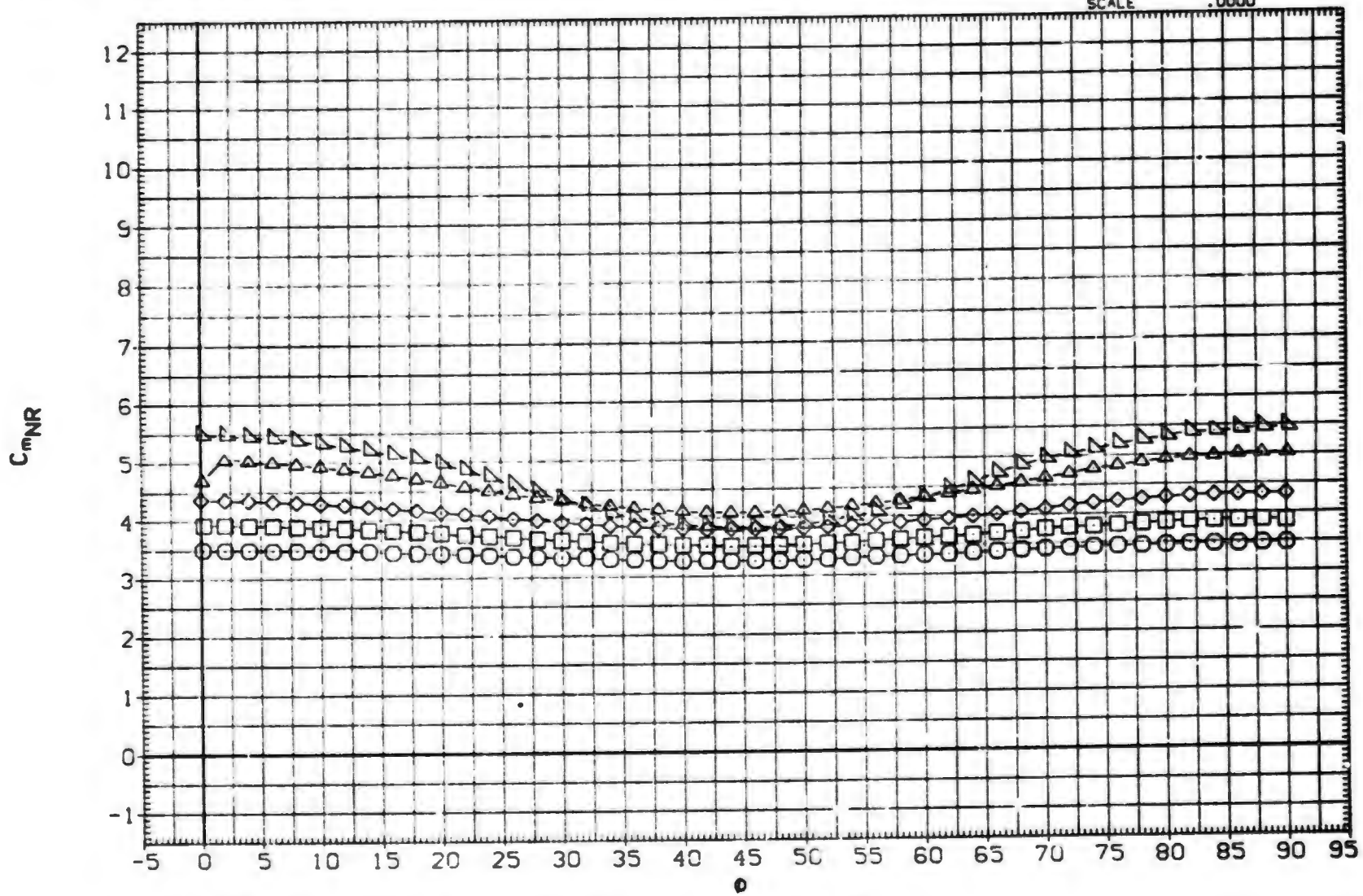

EFFECT OF ROLL ANGLE ON AERODYNAMIC FORCES. B1T15

(G)MACH = 3.01

DATA SET	SYMBOL	CONFIGURATION DESCRIPTION
(BXABBG)	○	AEDC TF 368 BODY-TAIL. BITIS
(BXABBH)	□	AEDC TF 368 BODY-TAIL. BITIS
(BXABBI)	◇	AEDC TF 368 BODY-TAIL. BITIS
(BXABBJ)	△	AEDC TF 368 BODY-TAIL. BITIS
(BXABBK)	◺	AEDC TF 368 BODY-TAIL. BITIS

ALPHA	LAMBDA	RT.CRD	SEMSPN
25.000	.500	4.996	1.875
30.000	.500	4.996	1.875
35.000	.500	4.996	1.875
40.000	.500	4.996	1.875
45.000	.500	4.996	1.875

REFERENCE INFORMATION		
SREF	11.0430	SQ. IN.
LREF	3.7500	IN.
BREF	3.7500	IN.
XMRP	24.0000	IN.
YMRP	.0000	IN.
ZMRP	.0000	IN.
SCALE	.0000	

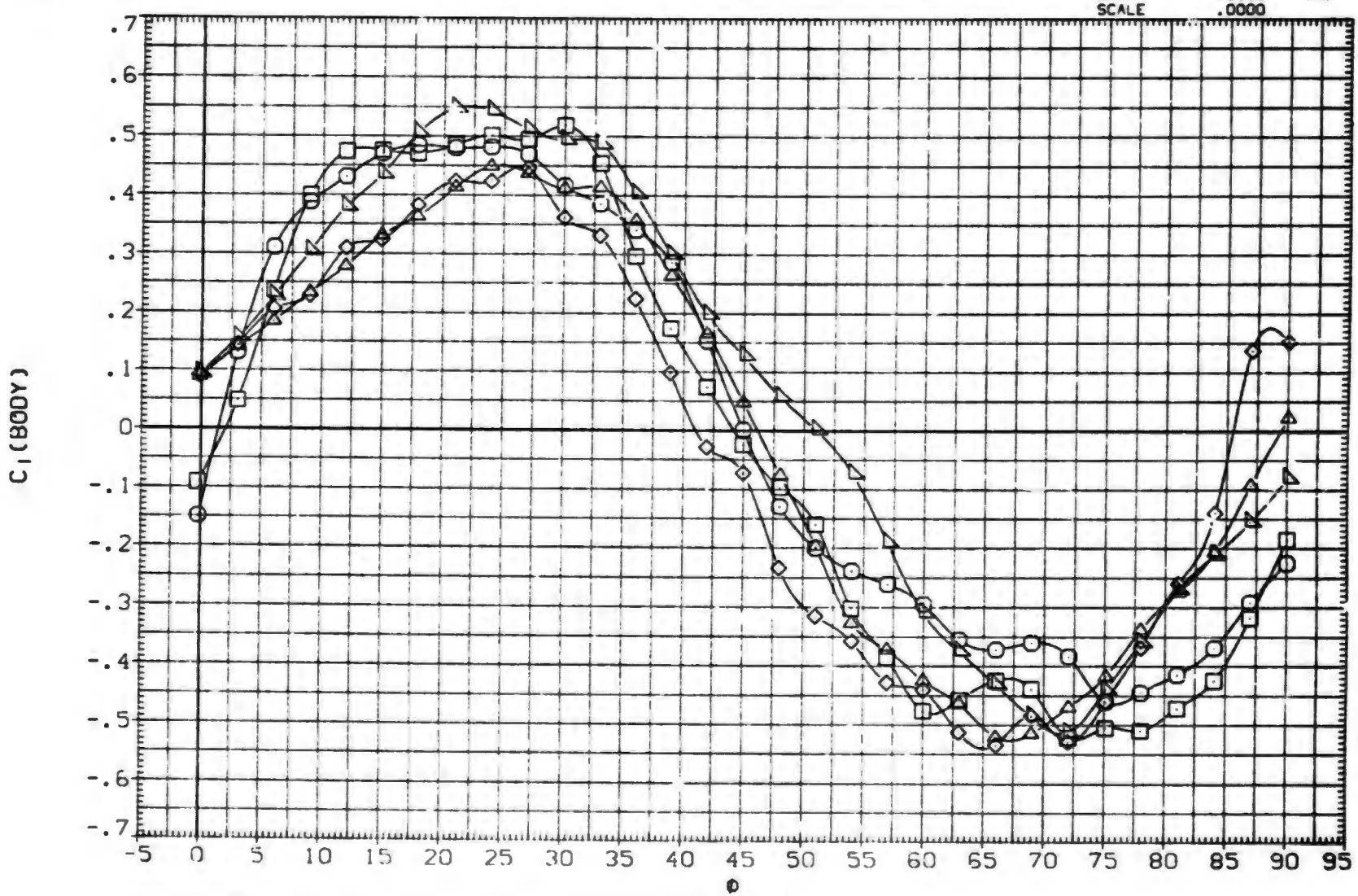

EFFECT OF ROLL ANGLE ON AERODYNAMIC FORCES. BITIS

(A)MACH = .80

DATA SET	SYMBOL	CONFIGURATION DESCRIPTION	ALPHA	LAMBDA	RT.CRD	SEMSPN
(BXABBG)	○	AEDC TF 368 BODY-TAIL. B1T15	25.000	.500	4.996	1.875
(BXABBH)	□	AEDC TF 368 BODY-TAIL. B1T15	30.000	.500	4.996	1.875
(BXABBI)	◇	AEDC TF 368 BODY-TAIL. B1T15	35.000	.500	4.996	1.875
(BXABBJ)	△	AEDC TF 368 BODY-TAIL. B1T15	40.000	.500	4.996	1.875
(BXABBK)	◺	AEDC TF 368 BODY-TAIL. B1T15	45.000	.500	4.996	1.875

REFERENCE INFORMATION

SREF	11.0450	SQ.IN.
LREF	3.7500	IN.
BREF	3.7500	IN.
XMRP	24.0000	IN.
YMRP	.0000	IN.
ZMRP	.0000	IN.
SCALE	.0000	

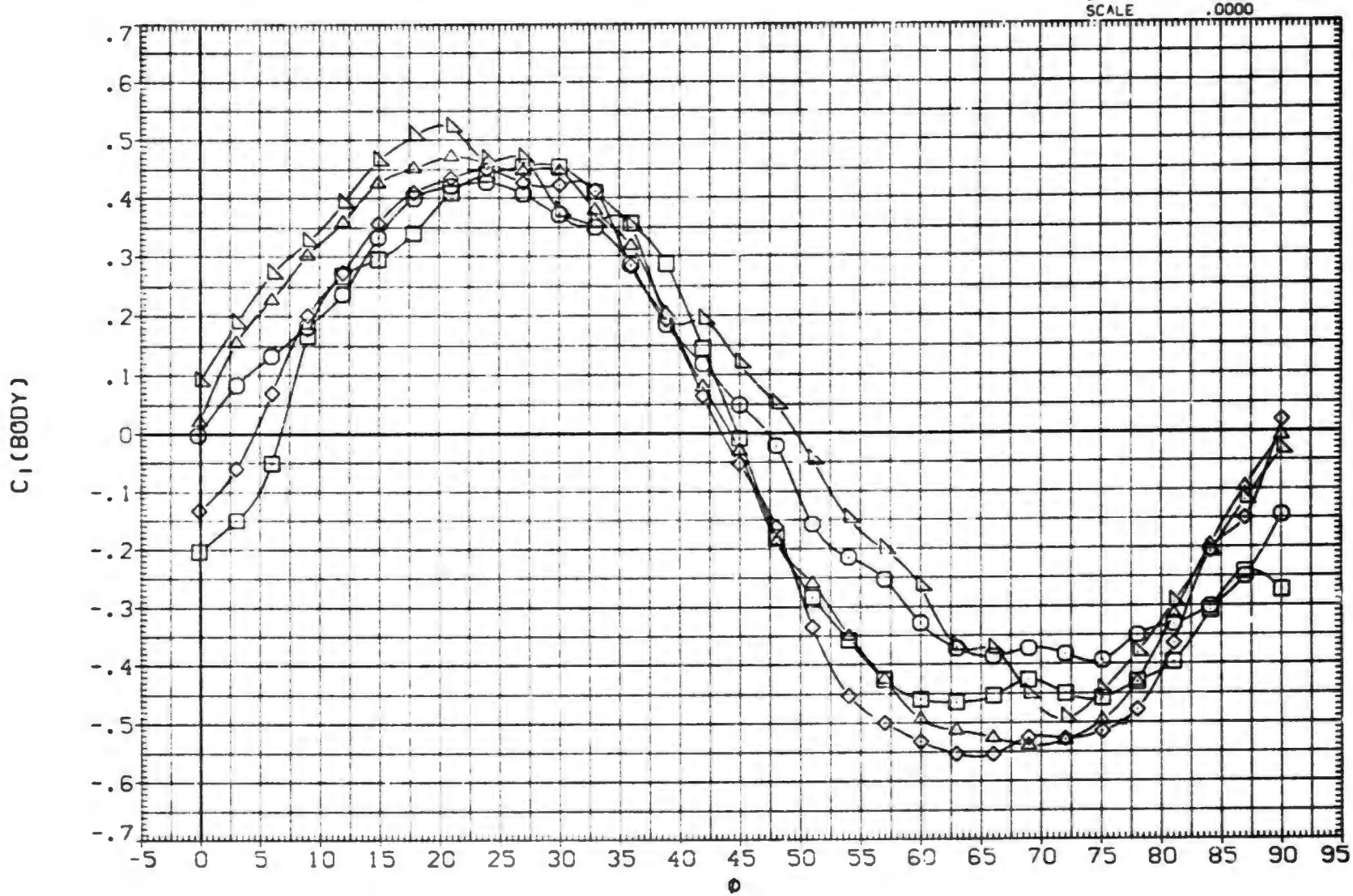

EFFECT OF ROLL ANGLE ON AERODYNAMIC FORCES. B1T15

(B)MACH = 1.00

DATA SET	SYMBOL	CONFIGURATION DESCRIPTION	ALPHA	LAMBDA	RT.CRD	SEMSPN
(BXABBG)	○	AEDC TF 368 BODY-TAIL. B1T15	25.000	.500	4.996	1.875
(BXABBH)	□	AEDC TF 368 BODY-TAIL. B1T15	30.000	.500	4.996	1.875
(BXABBI)	◇	AEDC TF 368 BODY-TAIL. B1T15	35.000	.500	4.996	1.875
(BXABBJ)	△	AEDC TF 368 BODY-TAIL. B1T15	40.000	.500	4.996	1.875
(BXABBK)	◺	AEDC TF 368 BODY-TAIL. B1T15	45.000	.500	4.996	1.875

REFERENCE INFORMATION

SREF	11.0450	SQ.IN.
LREF	3.7500	IN.
BREF	3.7500	IN.
XMRP	24.0000	IN.
YMRP	.0000	IN.
ZMRP	.0000	IN.
SCALE	.0000	

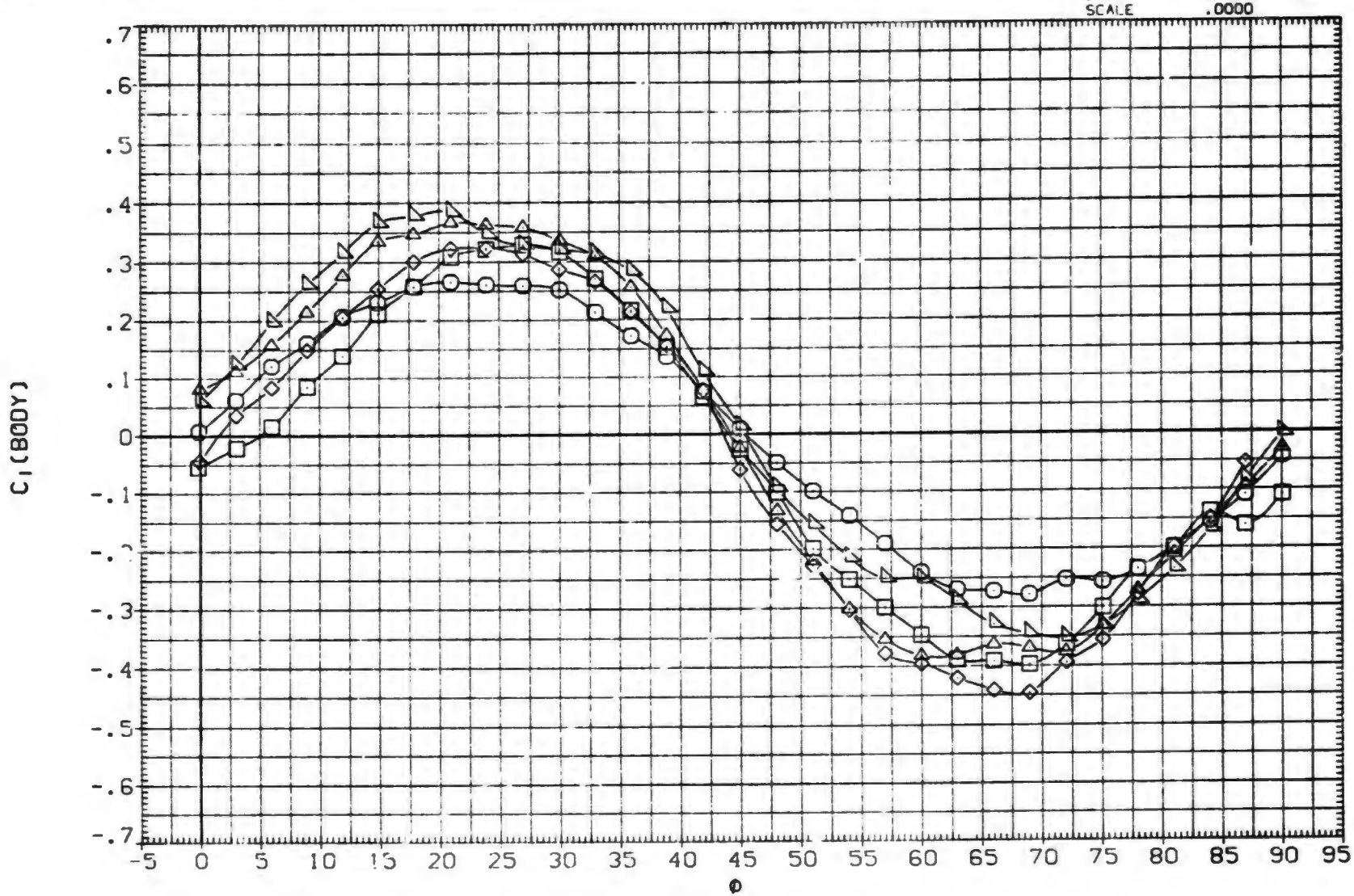

EFFECT OF ROLL ANGLE ON AERODYNAMIC FORCES. B1T15

(C)MACH = 1.20

DATA SET	SYMBOL	CONFIGURATION DESCRIPTION
(BXABBG)	○	AEDC TF 368 BODY-TAIL. B1T15
(BXABBH)	□	DATA NOT AVAILABLE
(BXABBI)	◇	DATA NOT AVAILABLE
(BXABBJ)	△	DATA NOT AVAILABLE
(BXABBK)	◺	DATA NOT AVAILABLE

ALPHA	LAMBDA	RT.CRD	SEMSPN
25.000	.500	4.996	1.875
30.000	.500	4.996	1.875
35.000	.500	4.996	1.875
40.000	.500	4.996	1.875
45.000	.500	4.996	1.875

REFERENCE INFORMATION

SREF	11.0450	SQ.IN.
LREF	3.7500	IN.
BREF	3.7500	IN.
XMRP	24.0000	IN.
YMRP	.0000	IN.
ZMRP	.0000	IN.
SCALE	.0000	

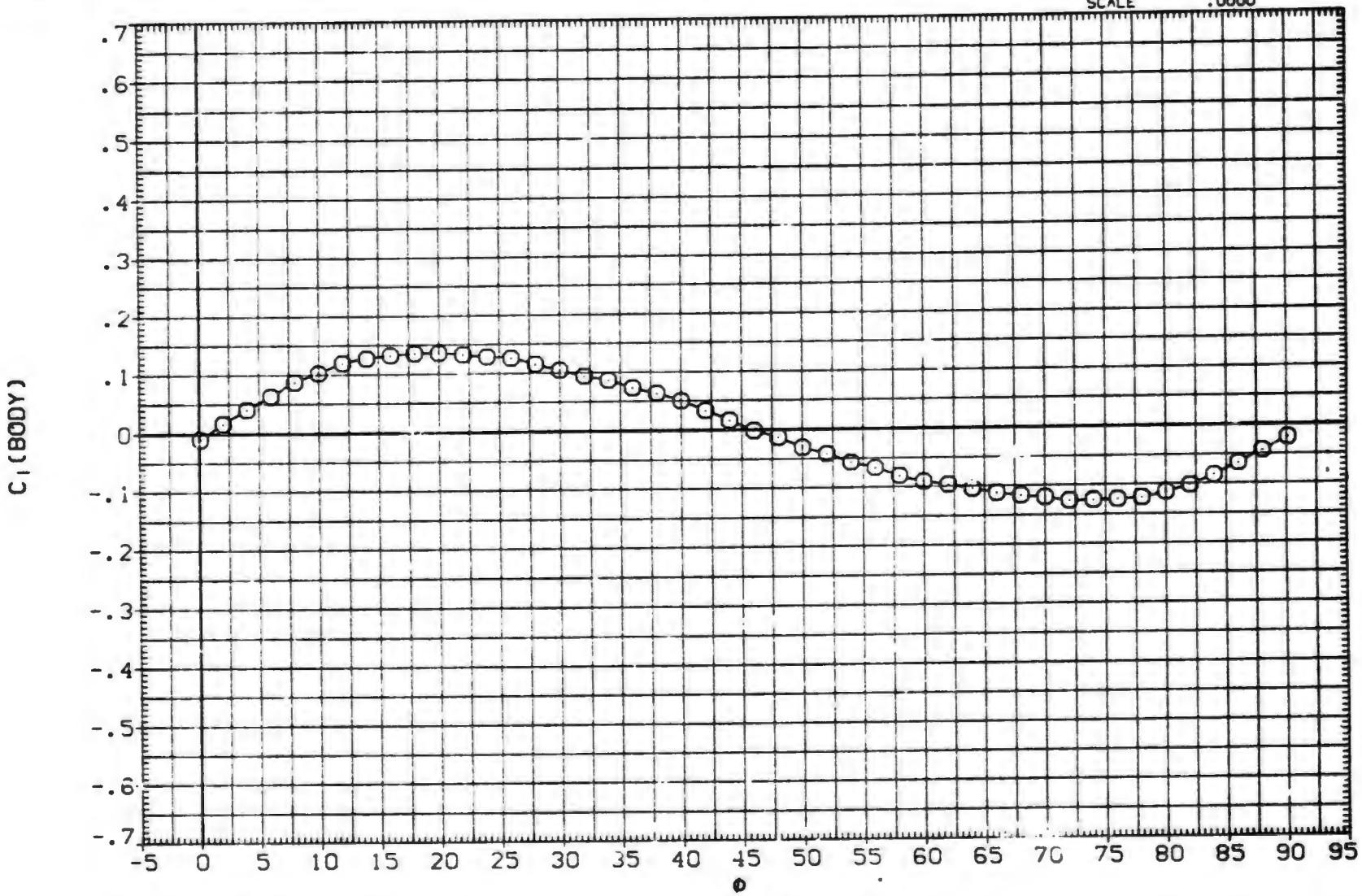

EFFECT OF ROLL ANGLE ON AERODYNAMIC FORCES. B1T15

(D)MACH = 1.76

DATA SET	SYMBOL	CONFIGURATION DESCRIPTION
(BXABBG)	○	AEDC TF 368 BODY-TAIL. B1T15
(BXABBH)	□	AEDC TF 368 BODY-TAIL. B1T15
(BXABBI)	◇	AEDC TF 368 BODY-TAIL. B1T15
(BXABBJ)	△	AEDC TF 368 BODY-TAIL. B1T15
(BXABBK)	◺	AEDC TF 368 BODY-TAIL. B1T15

ALPHA	LAMBDA	RT.CRD	SEMSPN
25.000	.500	4.996	1.875
30.000	.500	4.996	1.875
35.000	.500	4.996	1.875
40.000	.500	4.996	1.875
45.000	.500	4.996	1.875

REFERENCE INFORMATION

SREF	11.0450	SQ.IN.
LREF	3.7500	IN.
BREF	3.7500	IN.
XMRP	24.0000	IN.
YMRP	.0000	IN.
ZMRP	.0000	IN.
SCALE	.0000	

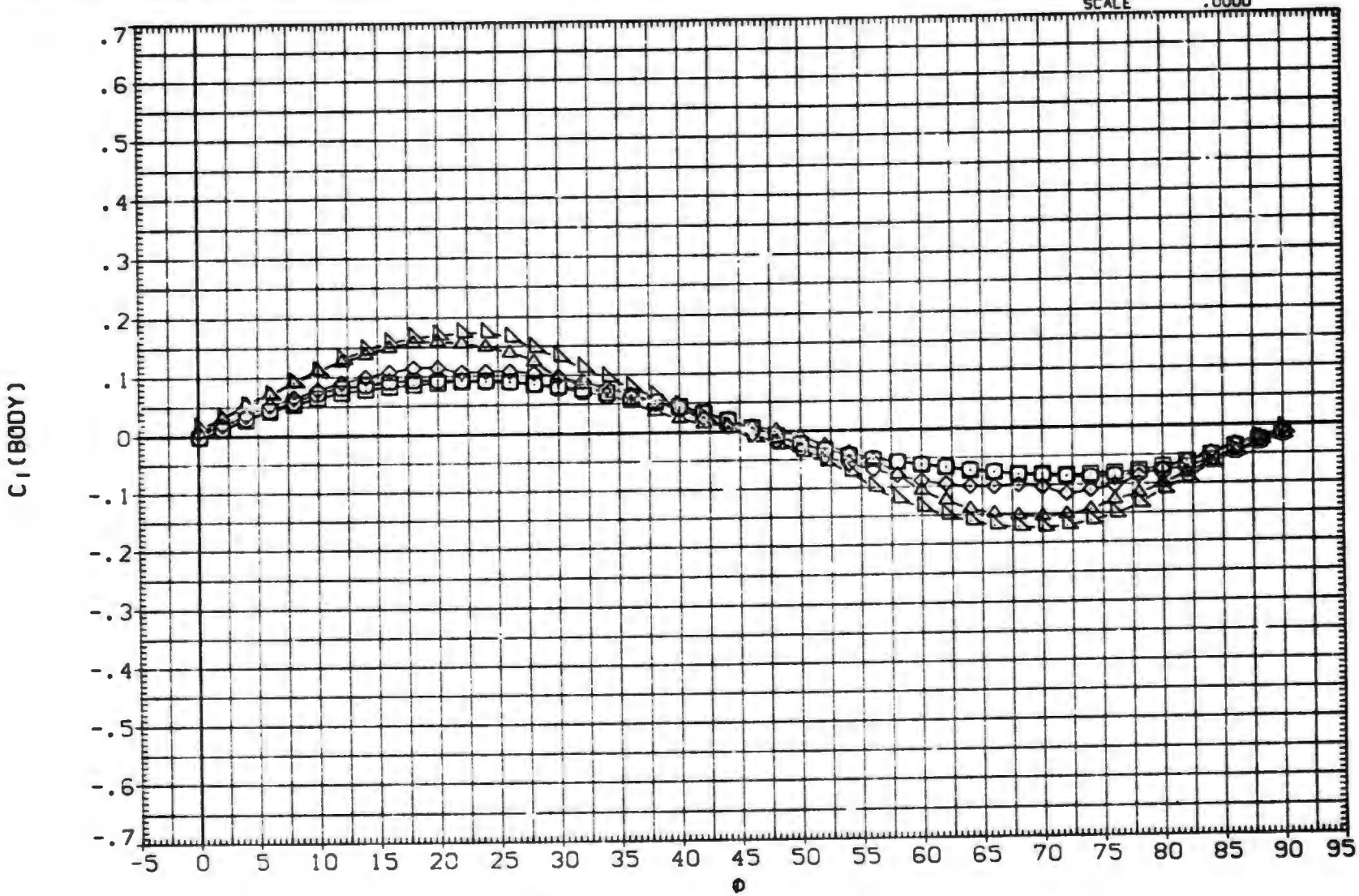

EFFECT OF ROLL ANGLE ON AERODYNAMIC FORCES. B1T15

(E)MACH = 2.00

DATA SET	SYMBOL	CONFIGURATION DESCRIPTION	ALPHA	LAMBDA	RT.CRD	SEMSPN
(BXABBG)	○	AEDC TF 368 BODY-TAIL. B1T15	25.000	.500	4.996	1.875
(BXABBH)	□	AEDC TF 368 BODY-TAIL. B1T15	30.000	.500	4.996	1.875
(BXABBI)	◇	AEDC TF 368 BODY-TAIL. B1T15	35.000	.500	4.996	1.875
(BXABBJ)	△	AEDC TF 368 BODY-TAIL. B1T15	40.000	.500	4.996	1.875
(BXABBK)	◺	AEDC TF 368 BODY-TAIL. B1T15	45.000	.500	4.996	1.875

REFERENCE INFORMATION

SREF	11.0450	SQ. IN.
LREF	3.7500	IN.
BREF	3.7500	IN.
XMRP	24.0000	IN.
YMRP	.0000	IN.
ZMRP	.0000	IN.
SCALE	.0000	

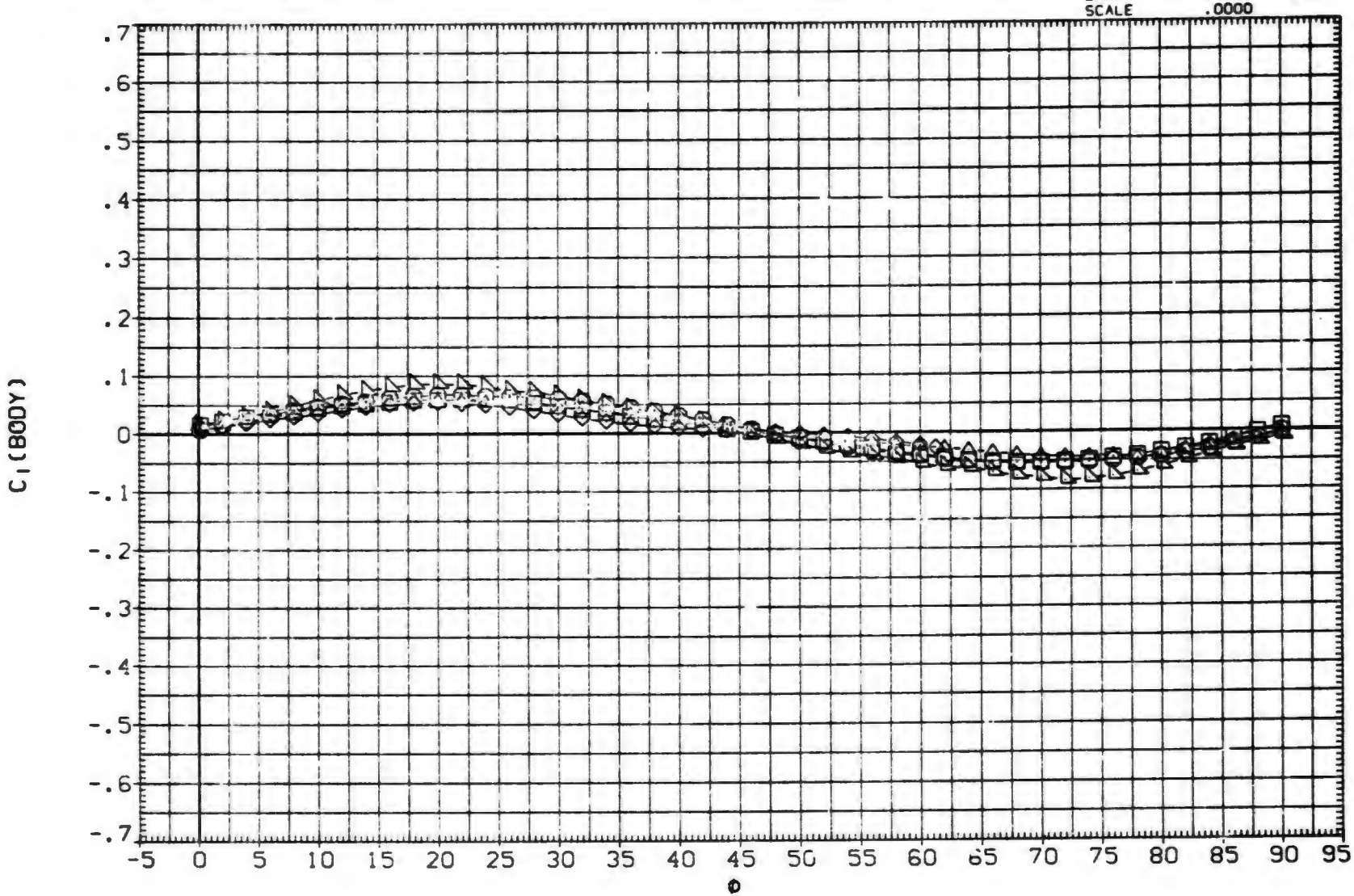

EFFECT OF ROLL ANGLE ON AERODYNAMIC FORCES. B1T15

(F)MACH = 2.50

DATA SET	SYMBOL	CONFIGURATION DESCRIPTION
(BXABBG)	○	AEDC TF 368 BODY-TAIL. B1T15
(BXABBH)	□	AEDC TF 368 BODY-TAIL. B1T15
(BXABBI)	◇	AEDC TF 368 BODY-TAIL. B1T15
(BXABBJ)	△	AEDC TF 368 BODY-TAIL. B1T15
(BXABBK)	◺	AEDC TF 368 BODY-TAIL. B1T15

ALPHA	LAMBDA	RT.CRD	SEMSPN
25.000	.500	4.996	1.875
30.000	.500	4.996	1.875
35.000	.500	4.996	1.875
40.000	.500	4.996	1.875
45.000	.500	4.996	1.875

REFERENCE INFORMATION

SREF	11.0450	SQ.IN.
LREF	3.7500	IN.
BREF	3.7500	IN.
XMRP	24.0000	IN.
YMRP	.0000	IN.
ZMRP	.0000	IN.
SCALE	.0000	

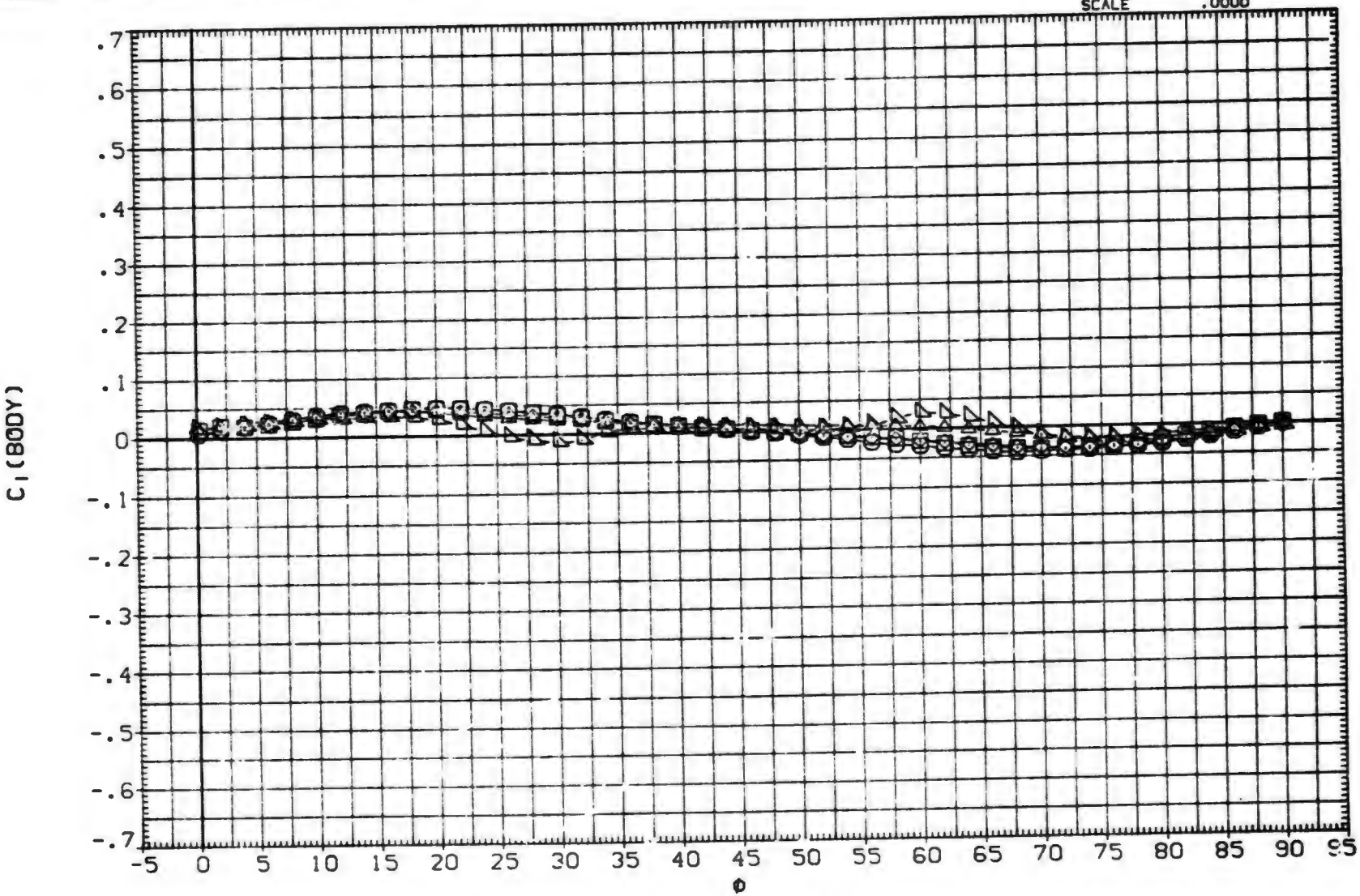

EFFECT OF ROLL ANGLE ON AERODYNAMIC FORCES. B1T15

(G)MACH = 3.01

(GXA108) MDAC 261/AEDC 52 BODY-TAIL. B1T15

SYMBOL	PHI
○	.000
□	15.000
◇	30.000
△	45.000

PARAMETRIC VALUES

MACH	.800	A.R.	1.000	
LAMBDA	.500	RT.CRD	4.996	
SEMSPN	1.875	AREA	7.024	

DATASET	ALPHA	DATASET	ALPHA
GXA108	.000	GXA110	2.000
GXA111	4.100	GXA114	10.400
GXA116	14.900	GXA118	19.240
GXA122	25.870	FXA324	25.000
FXA325	30.000	FXA326	35.000
FXA327	40.000	FXA328	45.000

REFERENCE INFORMATION

SREF	11.0450	SQ.IN.
LREF	3.7500	IN.
BREF	3.7500	IN.
XMRP	24.0000	IN.
YMRP	.0000	IN.
ZMRP	.0000	IN.
SCALE	.0000	

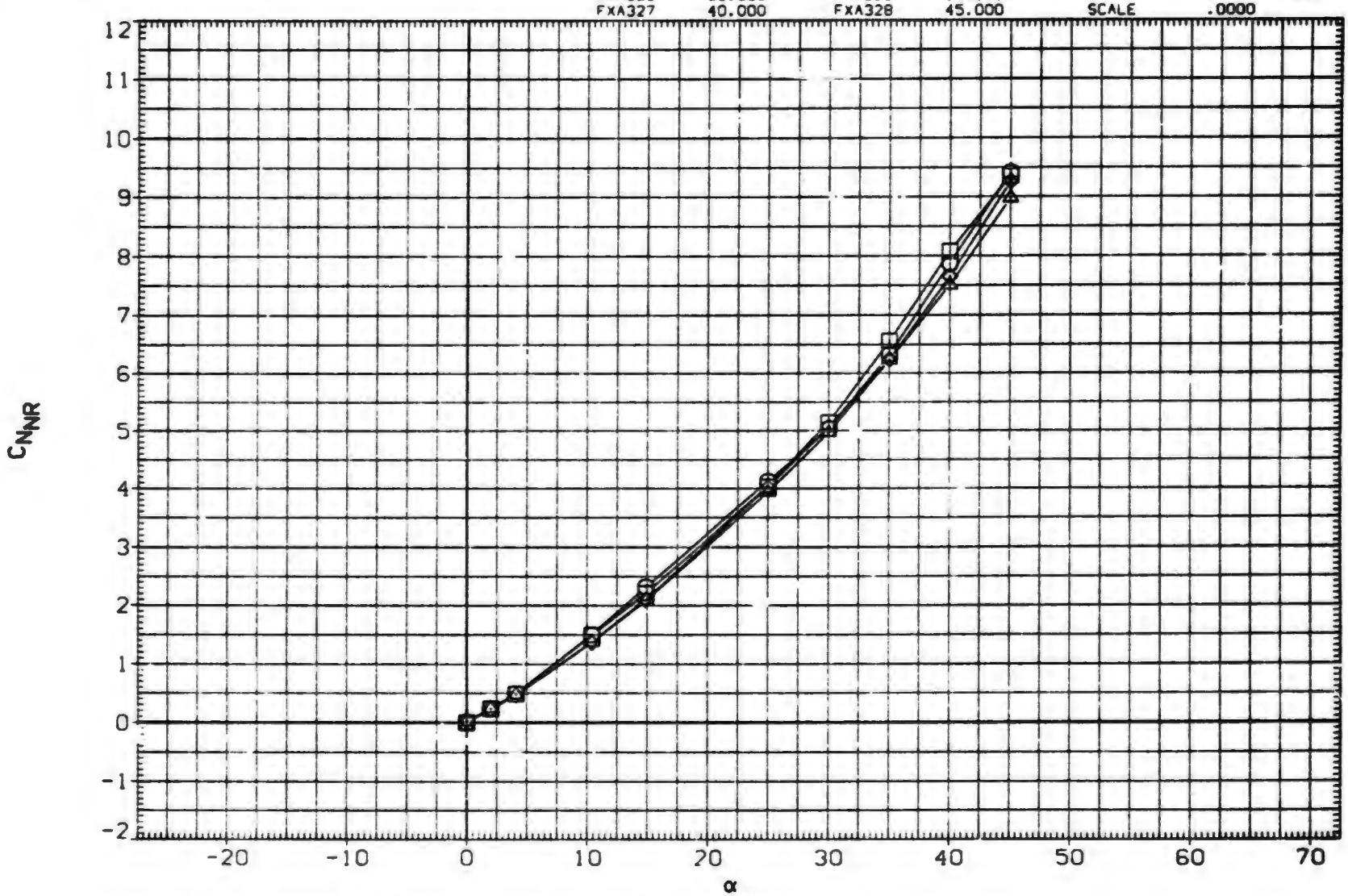

EFFECT OF ANGLE OF ATTACK ON AERODYNAMIC FORCES. B1T15

(GXA108) MDAC 261/AEDC 52 BODY-TAIL. B1T15

SYMBOL	PHI	PARAMETRIC VALUES												REFERENCE INFORMATION		
							DATASET	ALPHA	DATASET	ALPHA						
○	60.000	MACH	.800	A.R.	1.000		GXA108	.000	GXA110	2.000				SREF	11.0450	SQ.IN.
□	75.000	LAMBDA	.500	RT.CRD	4.996		GXA111	4.100	GXA114	10.400				LREF	3.7500	IN.
◇	90.000	SEMSPN	1.875	AREA	7.024		GXA116	14.900	GXA118	19.240				BREF	3.7500	IN.
							GXA123	25.870	FXA324	25.000				XMRP	24.0000	IN.
							FXA325	30.000	FXA326	35.000				YMRP	.0000	IN.
							FXA327	40.000	FXA328	45.000				ZMRP	.0000	IN.
														SCALE	.0000	

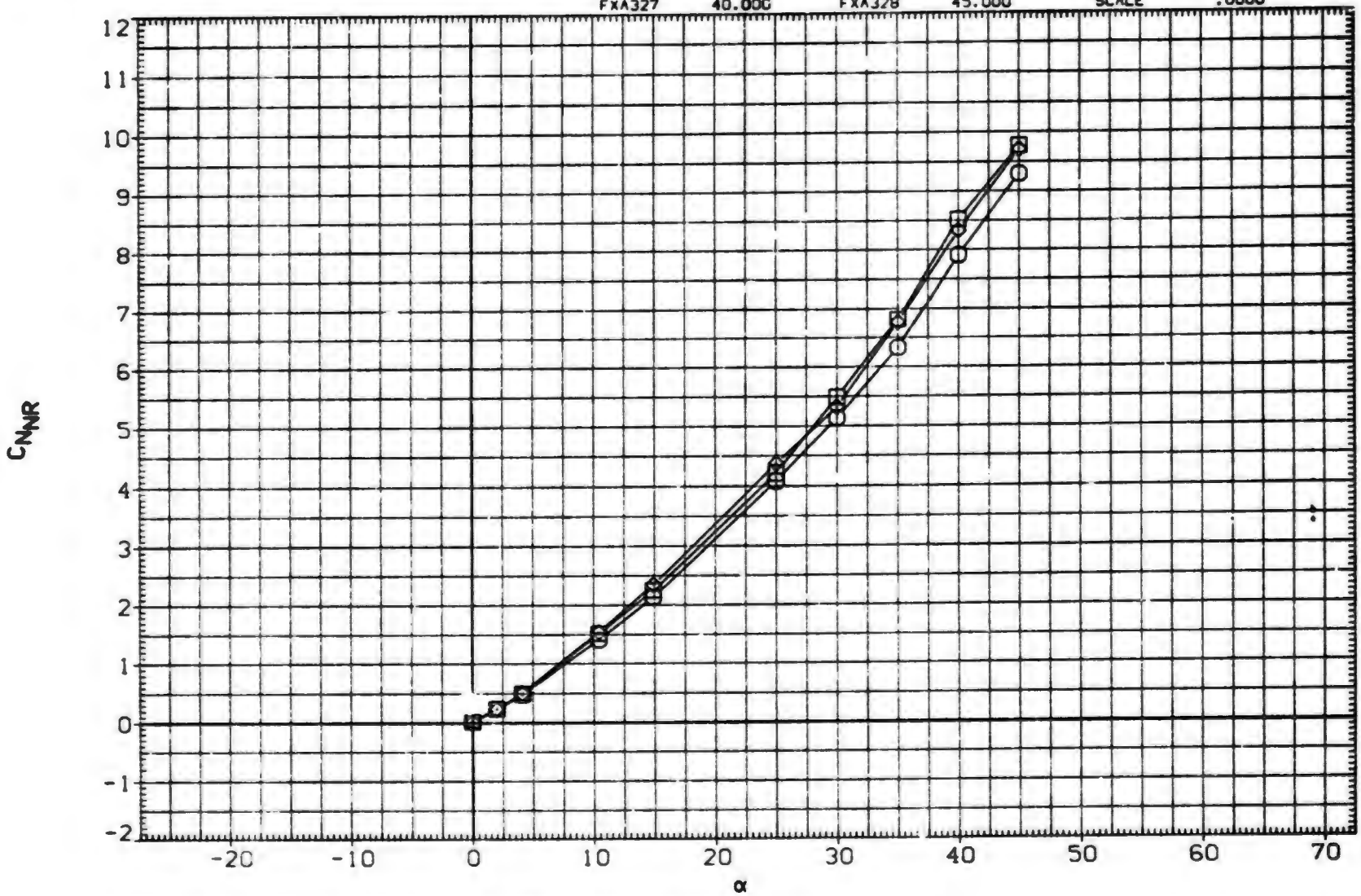

EFFECT OF ANGLE OF ATTACK ON AERODYNAMIC FORCES. B1T15

(GXA108) MDAC 261/AEDC 52 BODY-TAIL. B1T15

SYMBOL	PHI
○	.000
□	15.000
◇	30.000
△	45.000

PARAMETRIC VALUES

MACH	1.000	A.R.	1.000		
LAMBDA	.500	RT.CRD	4.996		
SEMSPN	1.875	AREA	7.024		

DATASET	ALPHA	DATASET	ALPHA
GXA108	.000	GXA110	2.000
GXA111	4.100	GXA114	10.400
GXA116	14.900	GXA118	19.240
GXA123	25.870	FXA324	25.000
FXA325	30.000	FXA325	35.000
FXA327	40.000	FXA328	45.000

REFERENCE INFORMATION

SREF	11.0450	SQ. IN.
LREF	3.7500	IN.
BREF	3.7500	IN.
XMRP	24.0000	IN.
YMRP	.0000	IN.
ZMRP	.0000	IN.
SCALE	.0000	

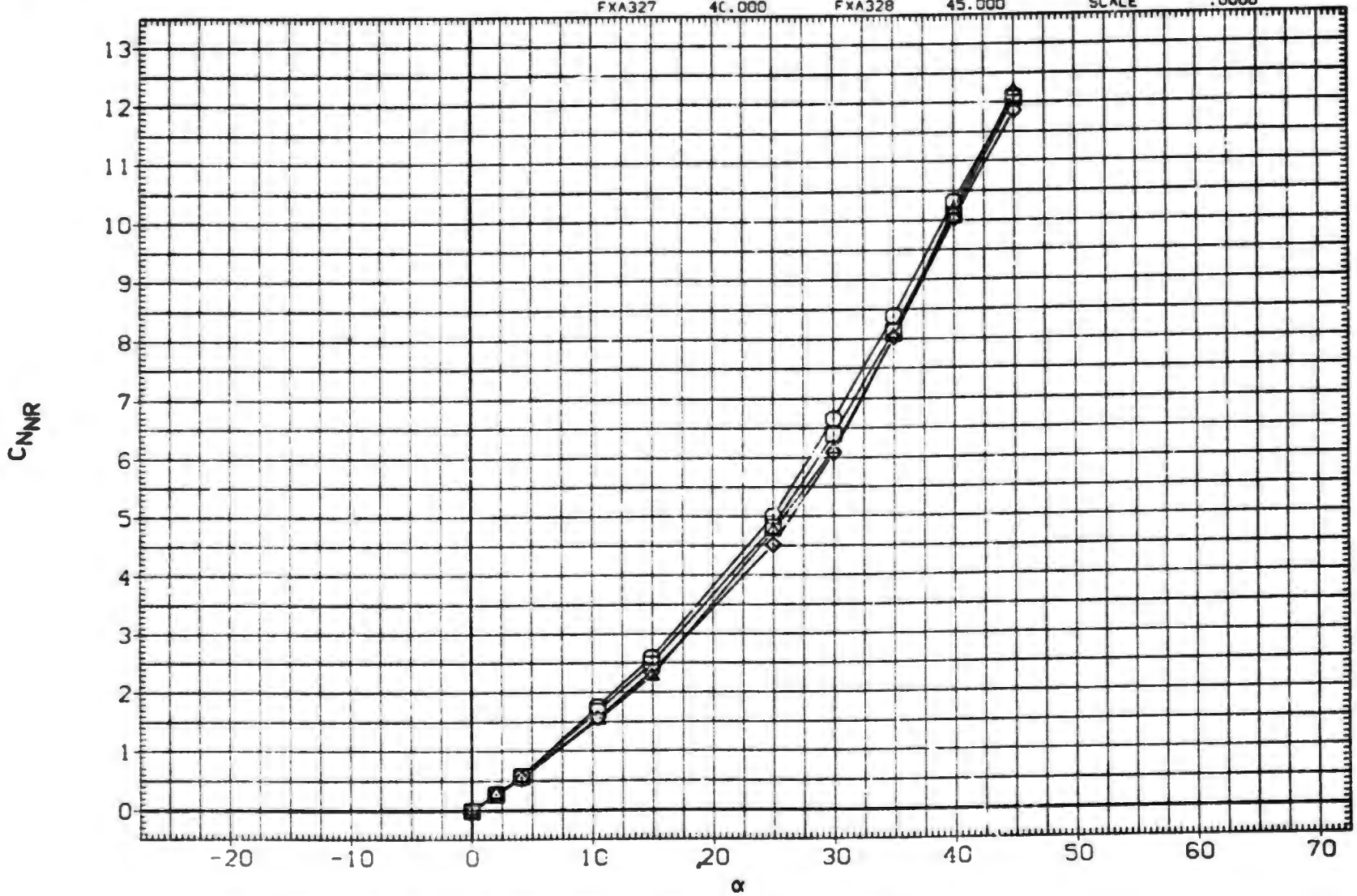

EFFECT OF ANGLE OF ATTACK ON AERODYNAMIC FORCES. B1T15

(GXA108) MDAC 261/AEDC 52 BODY-TAIL, B1T15

SYMBOL	PHI
○	60.000
□	75.000
◇	90.000

PARAMETRIC VALUES

MACH	1.000	A.R.	1.000	
LAMBDA	.500	RT.CRD	4.996	
SEMSPN	1.875	AREA	7.024	

DATASET	ALPHA	DATASET	ALPHA
GXA108	.000	GXA110	2.000
GXA111	4.100	GXA114	10.400
GXA116	14.900	GXA118	19.240
GXA123	25.870	FXA324	25.000
FXA325	30.000	FXA326	35.000
FXA327	40.000	FXA328	45.000

REFERENCE INFORMATION

SREF	11.0450	SQ. IN.
LREF	3.7500	IN.
BREF	3.7500	IN.
XMRP	24.0000	IN.
YMRP	.0000	IN.
ZMRP	.0000	IN.
SCALE	.0000	

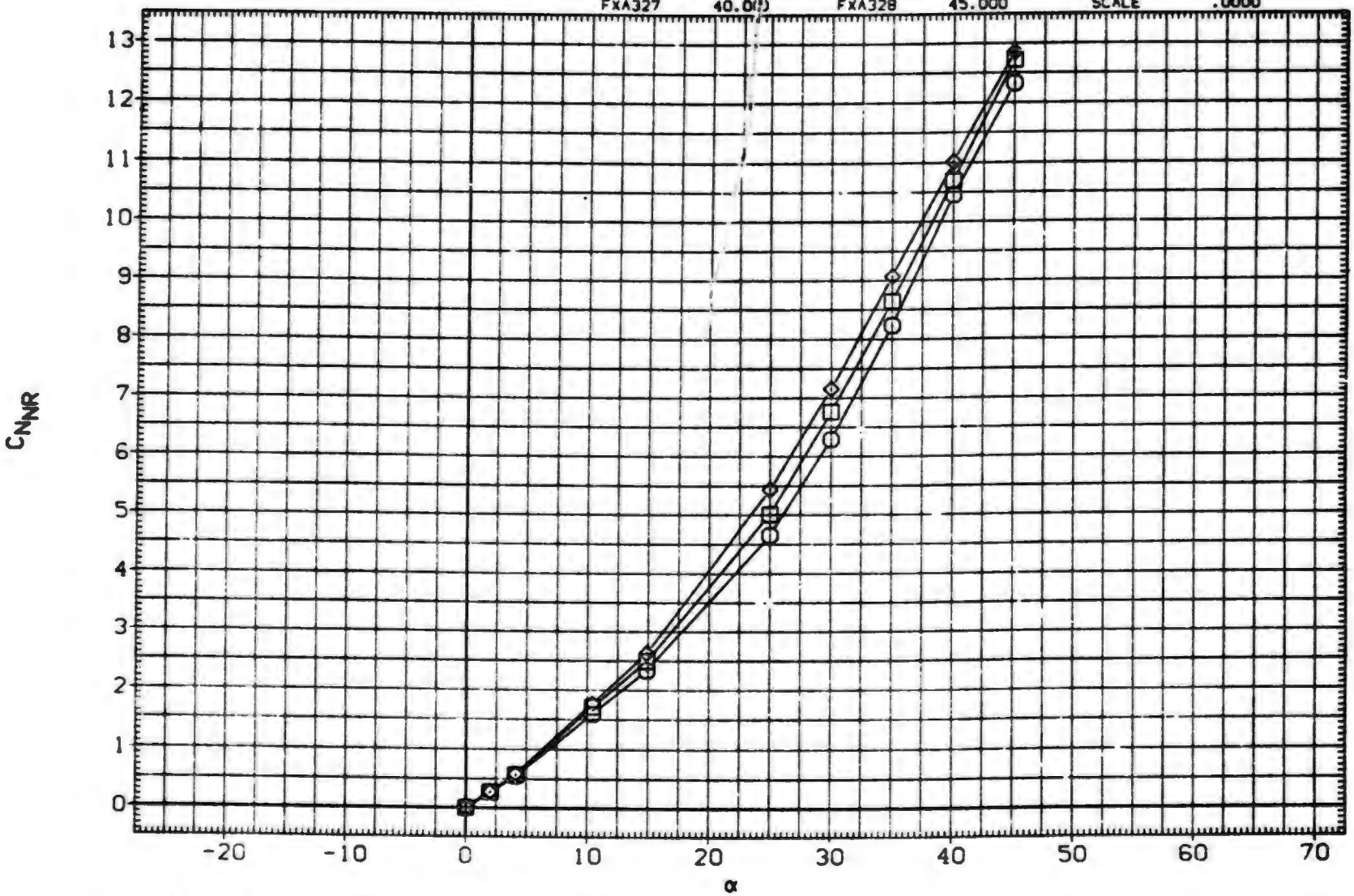

EFFECT OF ANGLE OF ATTACK ON AERODYNAMIC FORCES, B1T15

(GXA108) MDAC 261/AEDC 52 BODY-TAIL. B1T15

SYMBOL	PHI
○	.000
□	15.000
◇	30.000
△	45.000

PARAMETRIC VALUES

MACH	1.200	A.R.	1.000
LAMBDA	.500	RT.CRD	4.996
SEMSPN	1.875	AREA	7.024

DATASET	ALPHA	DATASET	ALPHA
GXA108	.000	GXA110	2.000
GXA111	4.100	GXA114	10.400
GXA116	14.900	GXA118	19.240
GXA123	25.870	FXA324	25.000
FXA325	30.000	FXA326	35.000
FXA327	40.000	FXA328	45.000

REFERENCE INFORMATION

SREF	11.0450	SQ.IN.
LREF	3.7500	IN.
BREF	3.7500	IN.
XMRP	24.0000	IN.
YMRP	.0000	IN.
ZMRP	.0000	IN.
SCALE	.0000	

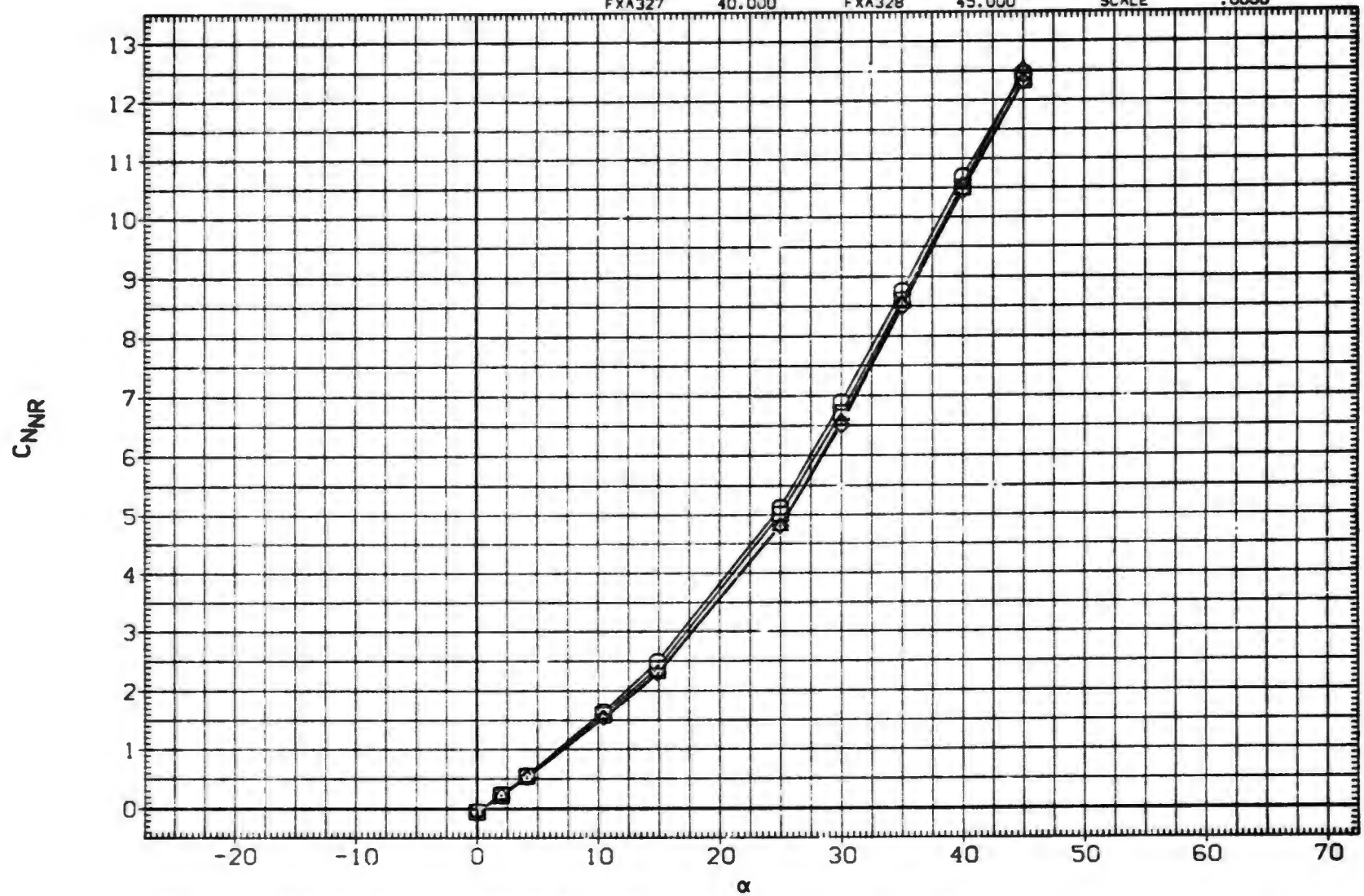

EFFECT OF ANGLE OF ATTACK ON AERODYNAMIC FORCES. B1T15

(GXA108) MDAC 261/AEDC 52 BODY-TAIL, B1T15

SYMBOL	PHI		PARAMETRIC VALUES			DATASET	ALPHA	DATASET	ALPHA
○	60.000	MACH	1.200	A.R.	1.000	GXA108	.000	GXA110	2.000
□	75.000	LAMBDA	.500	RT.CRD	4.996	GXA111	4.100	GXA114	10.400
◇	90.000	SEMSPN	1.875	AREA	7.024	GXA116	14.900	GXA118	19.240
						GXA123	25.870	FXA324	25.000
						FXA325	30.000	FXA326	35.000
						FXA327	40.000	FXA328	45.000

REFERENCE INFORMATION

SREF	11.0450	SQ.IN.
LREF	3.7500	IN.
BREF	3.7500	IN.
XMRP	24.0000	IN.
YMRP	.0000	IN.
ZMRP	.0000	IN.
SCALE	.0000	

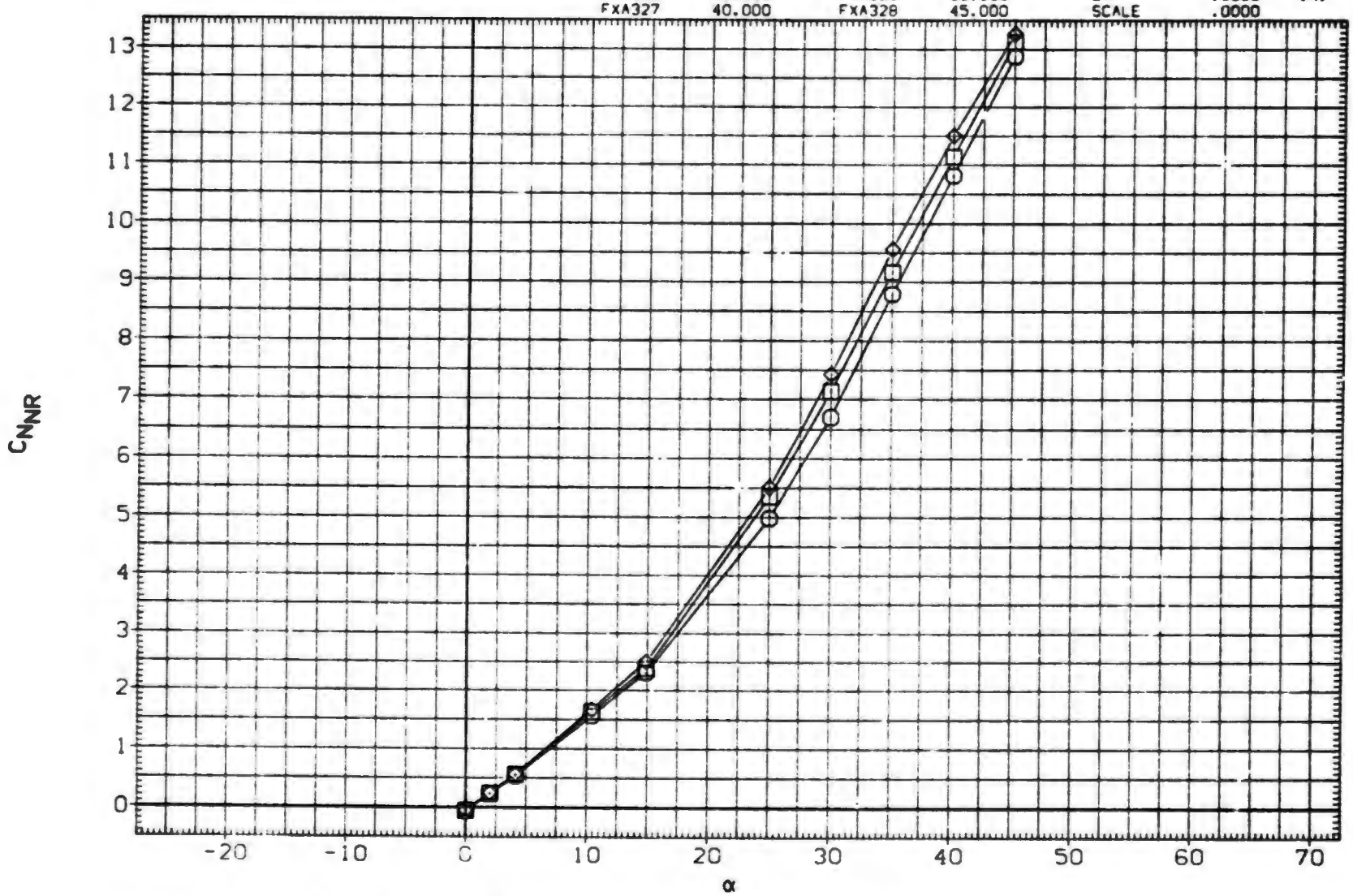

EFFECT OF ANGLE OF ATTACK ON AERODYNAMIC FORCES, B1T15

(GXA108) MDAC 261/AEDC 52 BODY-TAIL, B1T15

SYMBOL	PHI
○	.000
□	15.000
◇	30.000
△	45.000

PARAMETRIC VALUES

MACH	1.760	A.R.	1.000		
LAMBDA	.500	RT.CRD	4.996		
SEMSPN	1.875	AREA	7.024		

DATASET	ALPHA	DATASET	ALPHA
GXA108	.000	GXA110	2.000
GXA111	4.100	GXA114	10.400
GXA116	14.900	GXA118	19.240
GXA123	25.870	FXA324	25.000
FXA325	30.000	FXA326	35.000
FXA327	40.000	FXA328	45.000

REFERENCE INFORMATION

SREF	11.0450	SQ.IN.
LREF	3.7500	IN.
BREF	3.7500	IN.
XMRP	24.0000	IN.
YMRP	.0000	IN.
ZMRP	.0000	IN.
SCALE	.0000	

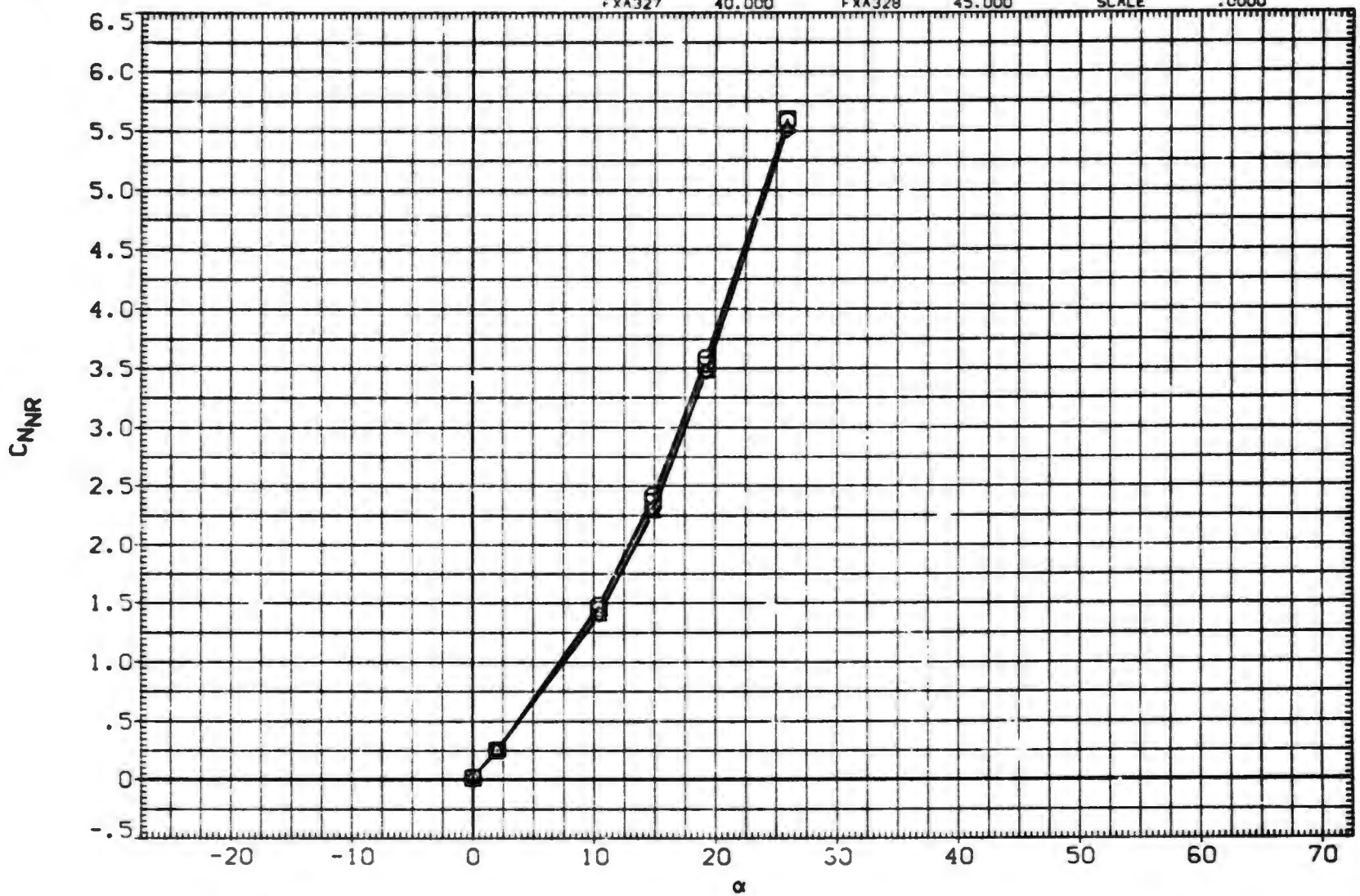

EFFECT OF ANGLE OF ATTACK ON AERODYNAMIC FORCES, B1T15

(GXA108) MDAC 261/AEDC 52 BODY-TAIL, B1T15

SYMBOL	PHI
○	60.000
□	75.000
◇	90.000

PARAMETRIC VALUES

MACH	1.760	A.R.	1.000		
LAMBDA	.500	RT.CRD	4.996		
SEMSPN	1.875	AREA	7.024		

DATASET	ALPHA	DATASET	ALPHA
GXA108	.000	GXA110	2.000
GXA111	4.100	GXA114	10.400
GXA116	14.900	GXA118	19.240
GXA123	25.870	FXA324	25.000
FXA325	30.000	FXA326	35.000
FXA327	40.000	FXA328	45.000

REFERENCE INFORMATION

SREF	11.0450	SQ.IN.
LREF	3.7500	IN.
BREF	3.7500	IN.
XMRP	24.0000	IN.
YMRP	.0000	IN.
ZMRP	.0000	IN.
SCALE	.0000	

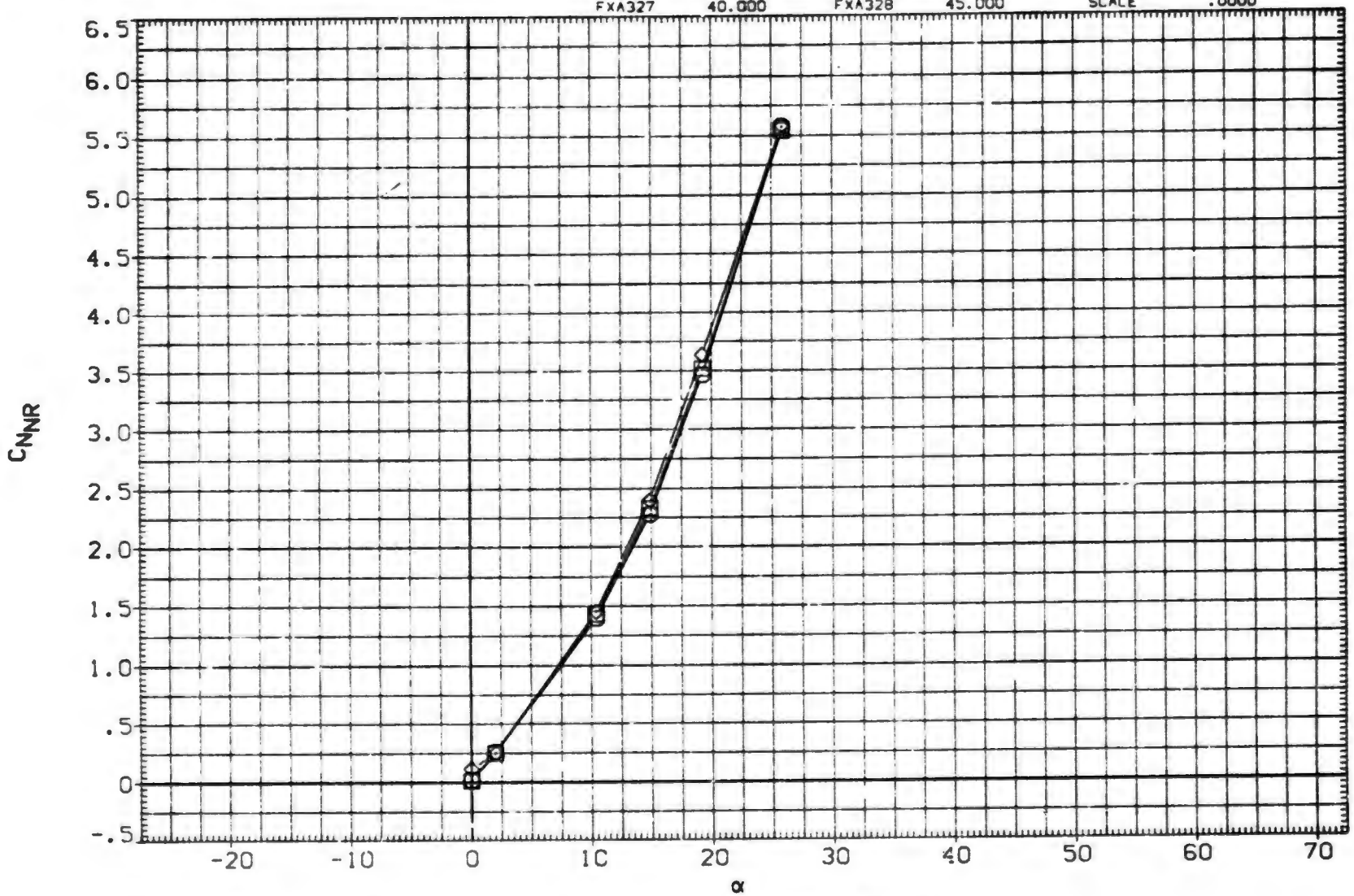

EFFECT OF ANGLE OF ATTACK ON AERODYNAMIC FORCES, B1T15

(HXA108) MDAC 261/AEDC 52 BODY-TAIL. B1T15

SYMBOL	PHI
○	.000
□	15.000
◇	30.000
△	45.000

PARAMETRIC VALUES

MACH	2.000	A.R.	1.000		
LAMBDA	.500	RT.CRD	4.996		
SEMSPN	1.875	AREA	7.024		

DATASET	ALPHA	DATASET	ALPHA
HXA108	.000	HXA110	2.000
HXA111	4.100	HXA114	10.400
HXA116	14.900	HXA118	19.240
HXA123	25.870	FXA128	34.310
FXA131	40.800	FXA134	45.100

REFERENCE INFORMATION

SREF	11.0450	SQ.IN.
LREF	3.7500	IN.
BREF	3.7500	IN.
XMRP	24.0000	IN.
YMRP	.0000	IN.
ZMRP	.0000	IN.
SCALE	.0000	

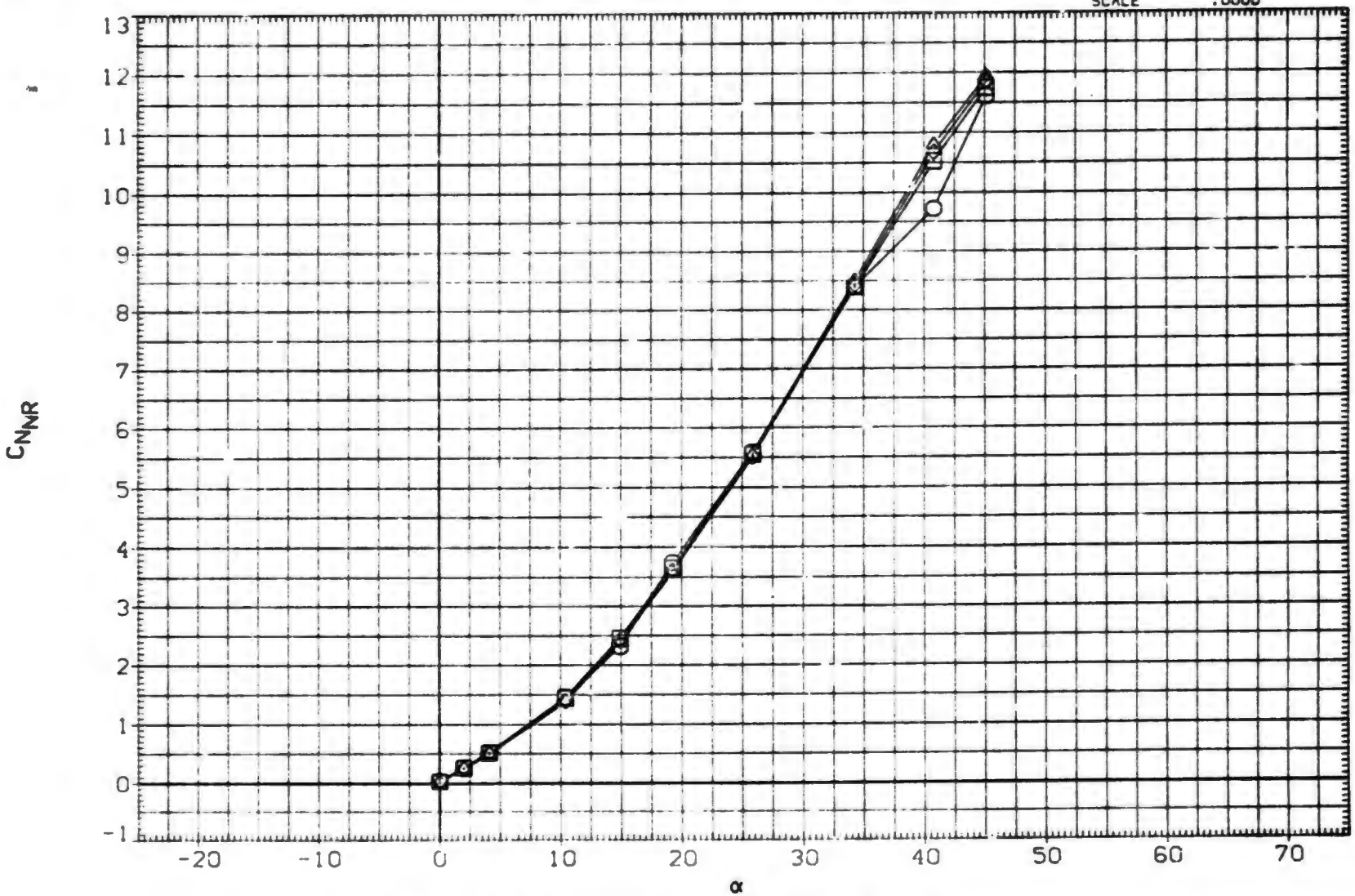

EFFECT OF ANGLE OF ATTACK ON AERODYNAMIC FORCES. B1T15

(HXA108) MDAC 261/AEDC 52 BODY-TAIL, B1T15

SYMBOL	PHI	PARAMETRIC VALUES					DATASET	ALPHA	DATASET	ALPHA
○	60.000	MACH	2.000	A.R.	1.000		HXA108	.000	HXA110	2.000
□	75.000	LAMBDA	.500	RT.CRD	4.996		HXA111	4.100	HXA114	10.400
◇	90.000	SEMSPN	1.875	AREA	7.024		HXA116	14.900	HXA118	19.240
							HXA123	25.870	FXA128	34.310
							FXA131	40.800	FXA134	45.100

REFERENCE INFORMATION

SREF	11.0450	SQ.IN.
LREF	3.7500	IN.
BREF	3.7500	IN.
XMRP	24.0000	IN.
YMRP	.0000	IN.
ZMRP	.0000	IN.
SCALE	.0000	

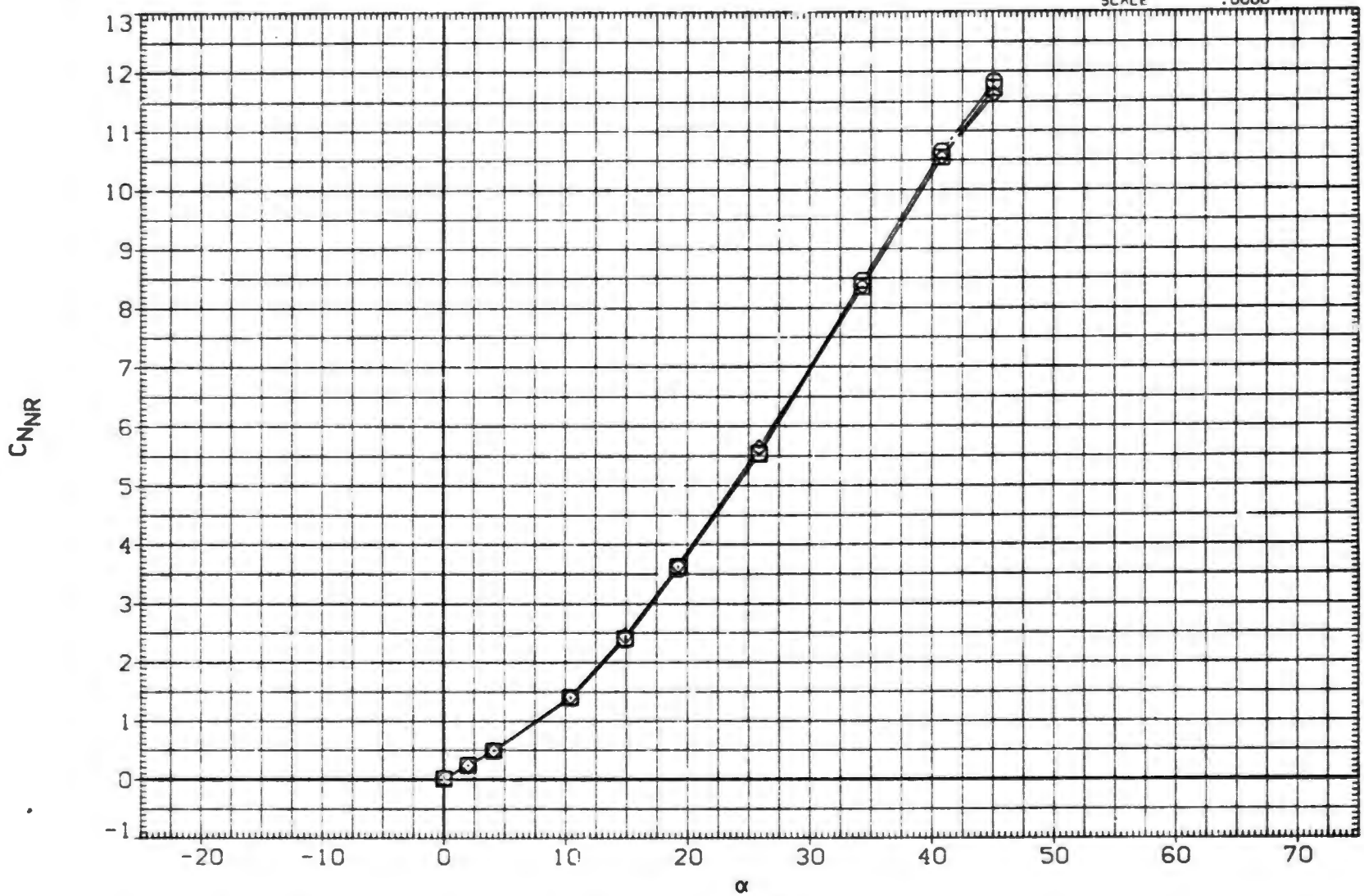

EFFECT OF ANGLE OF ATTACK ON AERODYNAMIC FORCES, B1T15

(HXA108) MDAC 261/AEDC 52 BODY-TAIL. B1T15

SYMBOL	PHI
○	.000
□	15.000
⊠	30.000
△	45.000

PARAMETRIC VALUES

MACH	2.500	A.R.	1.000
LAMBDA	.500	RT.CRD	4.996
SEMSPN	1.875	AREA	7.024

DATASET	ALPHA	DATASET	ALPHA
HXA108	.000	HXA110	2.000
HXA111	4.100	HXA114	10.400
HXA116	14.900	HXA118	19.240
HXA123	25.870	FXA128	34.310
FXA131	40.800	FXA134	45.100

REFERENCE INFORMATION

SREF	11.0450	SQ.IN.
LREF	3.7500	IN.
BREF	3.7500	IN.
XMRP	24.0000	IN.
YMRP	.0000	IN.
ZMRP	.0000	IN.
SCALE	.0000	

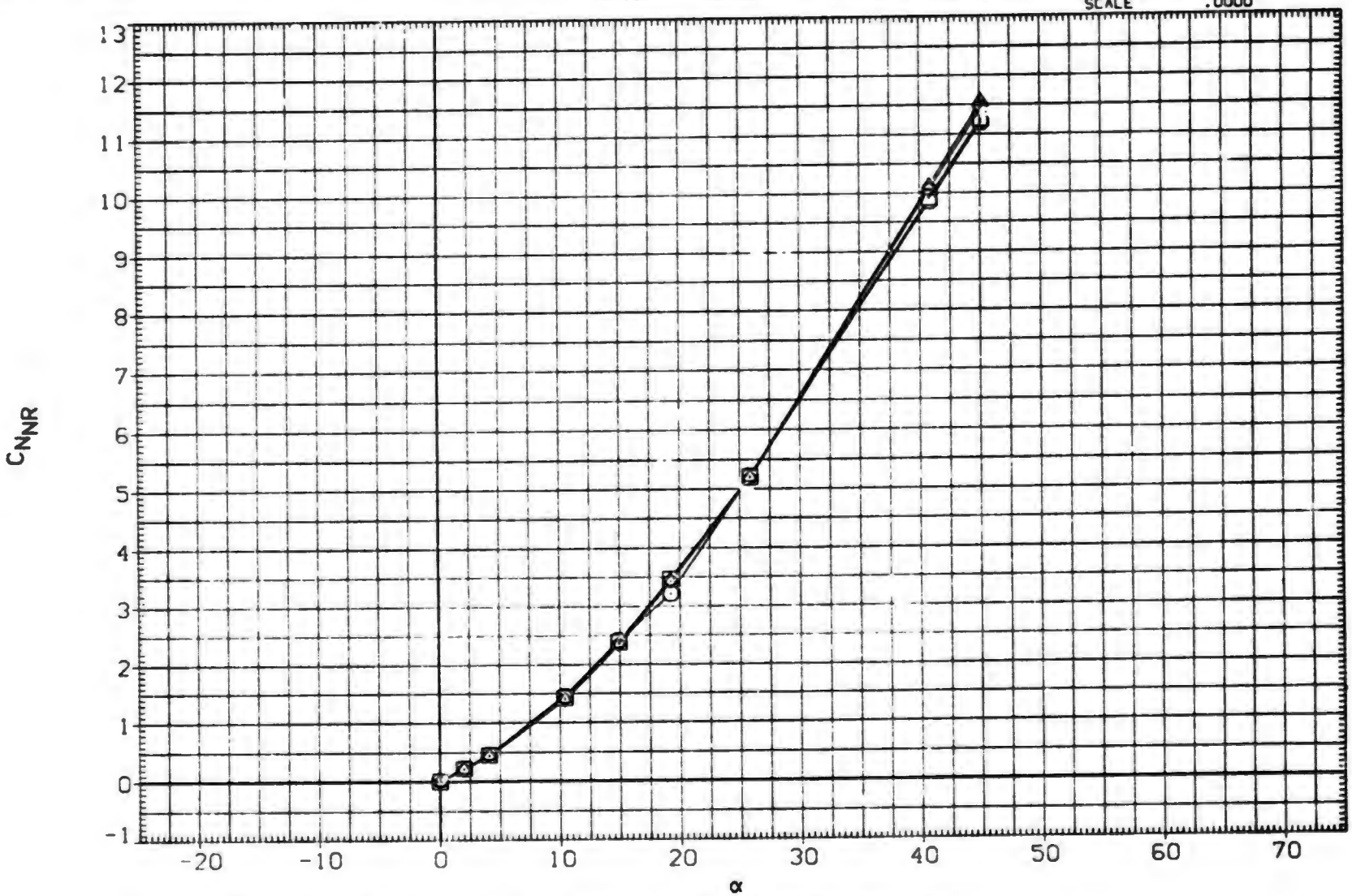

EFFECT OF ANGLE OF ATTACK ON AERODYNAMIC FORCES. B1T15

(HXA108) MDAC 261/AEDC 52 BODY-TAIL, B1T15

SYMBOL	PHI	PARAMETRIC VALUES				
○	60.000	MACH	2.500	A.R.	1.000	
□	75.000	LAMBDA	.500	RT.CRD	4.996	
◇	90.000	SEMSPN	1.875	AREA	7.024	

DATASET	ALPHA	DATASET	ALPHA
HXA108	.000	HXA110	2.000
HXA111	4.100	HXA114	10.400
HXA116	14.900	HXA118	19.240
HXA123	25.870	FXA128	34.310
FXA131	40.800	FXA134	45.100

REFERENCE INFORMATION

SREF	11.0450	SQ.IN.
LREF	3.7500	IN.
BREF	3.7500	IN.
XMRP	24.0000	IN.
YMRP	.0000	IN.
ZMRP	.0000	IN.
SCALE	.0000	

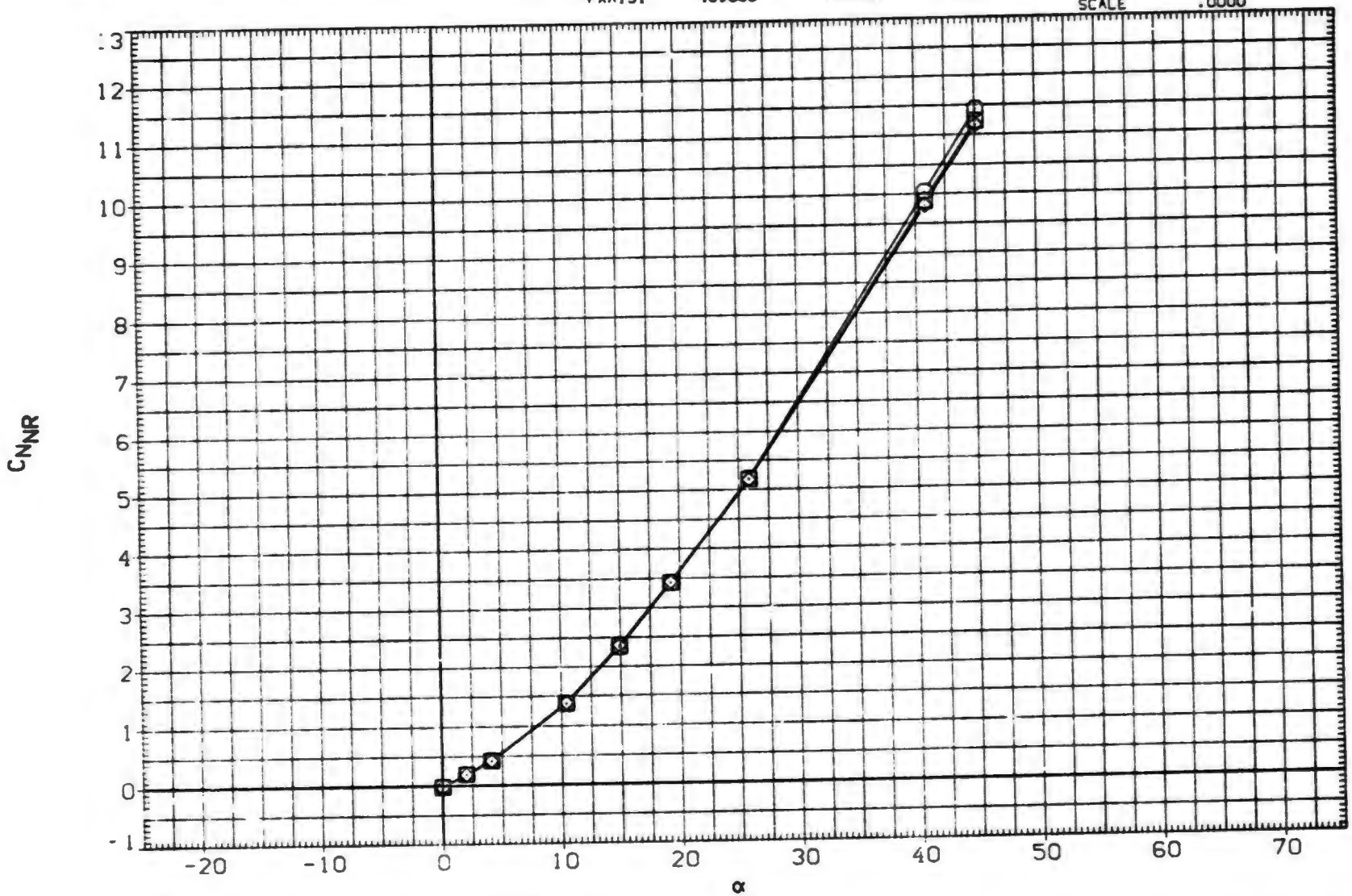

EFFECT OF ANGLE OF ATTACK ON AERODYNAMIC FORCES, B1T15

(HXA108) MDAC 261/AEDC 52 BODY-TAIL. B1T15

SYMBOL	PHI
○	.000
□	15.000
◇	30.000
△	45.000

PARAMETRIC VALUES

MACH	3.010	A.R.	1.000		
LAMBDA	.500	RT.CRD	4.996		
SEMSPN	1.875	AREA	7.024		

DATASET	ALPHA	DATASET	ALPHA
HXA108	.000	HXA110	2.000
HXA111	4.100	HXA114	10.400
HXA116	14.900	HXA118	19.240
HXA123	25.870	FXA128	34.310
FXA131	40.800	FXA134	45.100

REFERENCE INFORMATION

SREF	11.0450	SQ. IN.
LREF	3.7500	IN.
BREF	3.7500	IN.
XMRP	24.0000	IN.
YMRP	.0000	IN.
ZMRP	.0000	IN.
SCALE	.0000	

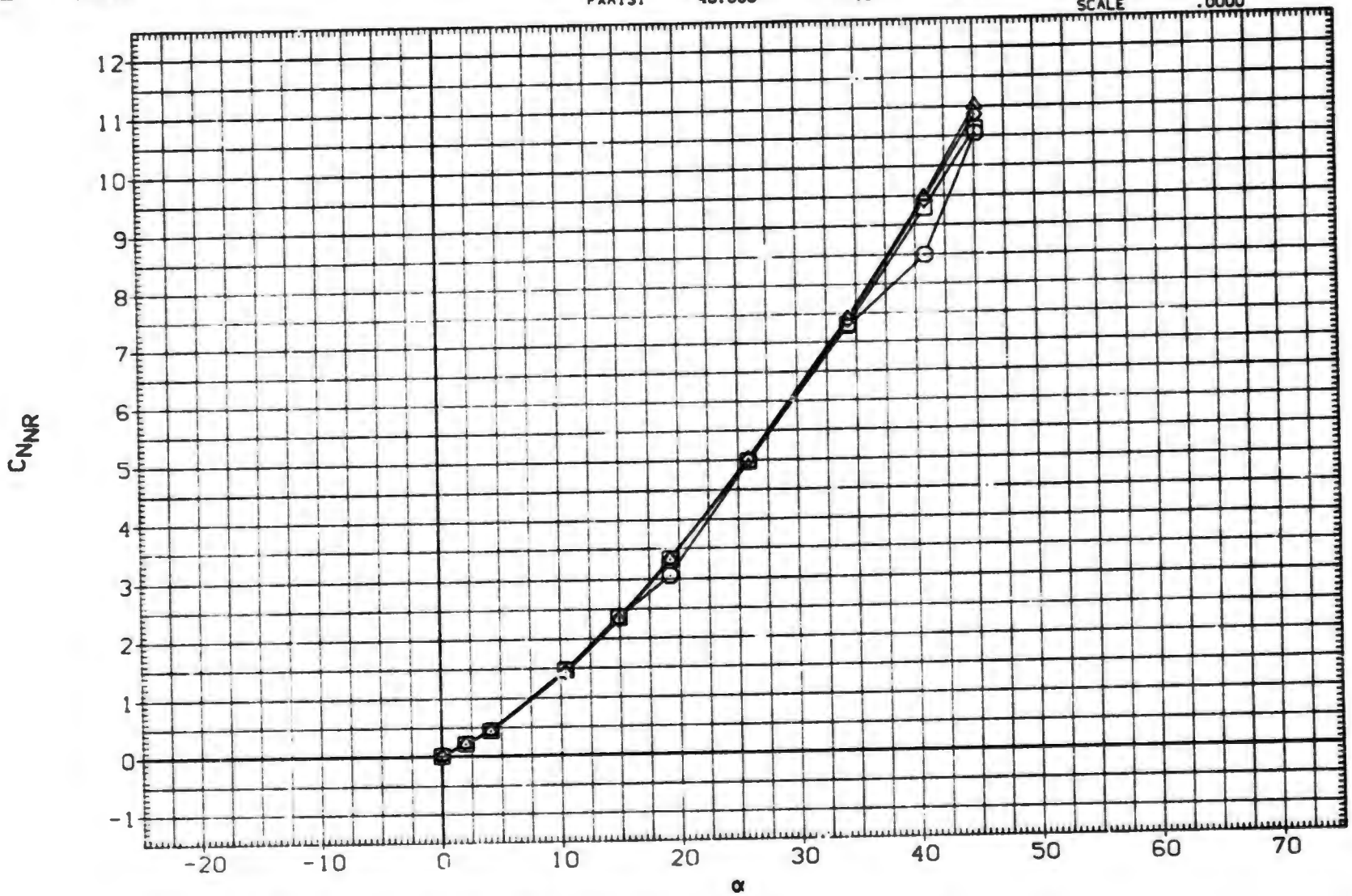

EFFECT OF ANGLE OF ATTACK ON AERODYNAMIC FORCES. B1T15

(HXA108) MDAC 261/AEDC 52 BODY-TAIL. B1T15

SYMBOL	PHI	PARAMETRIC VALUES				DATASET	ALPHA	DATASET	ALPHA
○	60.000	MACH	3.010	A.R.	1.000	HXA108	.000	HXA110	2.000
□	75.000	LAMBDA	.500	RT.CRD	4.996	HXA111	4.100	HXA114	10.400
◇	90.000	SEMSPN	1.875	AREA	7.024	HXA116	14.900	HXA118	19.240
						HXA123	25.870	FXA128	34.310
						FXA131	40.800	FXA134	45.100

REFERENCE INFORMATION

SREF	11.0450	SQ.IN.
LREF	3.7500	IN.
BREF	3.7500	IN.
XMRP	24.0000	IN.
YMRP	.0000	IN.
ZMRP	.0000	IN.
SCALE	.0000	

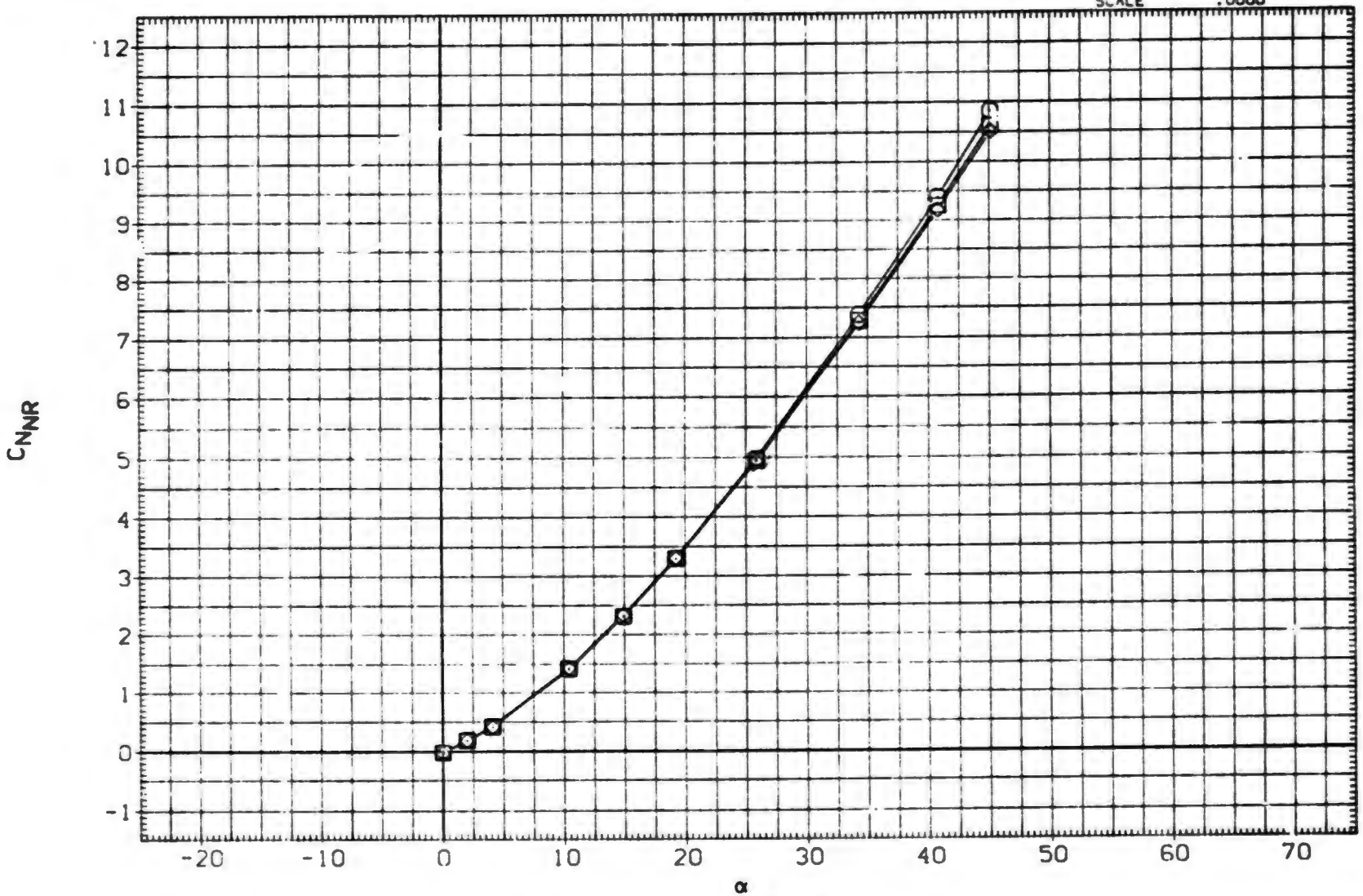

EFFECT OF ANGLE OF ATTACK ON AERODYNAMIC FORCES. B1T15

DATA SET	SYMBOL	CONFIGURATION DESCRIPTION	ALPHA	LAMBDA	RT.CRD	SEMSPN
(SXA108)	○	MDAC 261/AEDC 52 BODY-TAIL. BIT15 (TAIL FIN. T1)	.000	.500	4.996	1.875
(SXA110)	□	MDAC 261/AEDC 52 BODY-TAIL. BIT15 (TAIL FIN. T1)	2.000	.500	4.996	1.875
(SXA111)	◇	MDAC 261/AEDC 52 BODY-TAIL. BIT15 (TAIL FIN. T1)	4.100	.500	4.996	1.875
(SXA114)	△	MDAC 261/AEDC 52 BODY-TAIL. BIT15 (TAIL FIN. T1)	10.400	.500	4.996	1.875
(SXA116)	◺	MDAC 261/AEDC 52 BODY-TAIL. BIT15 (TAIL FIN. T1)	14.900	.500	4.996	1.875
(AXABTF)	◸	DATA NOT AVAILABLE	20.000	.500	4.996	1.875

REFERENCE INFORMATION

SREF	7.0240	SQ. IN.
LREF	4.9960	IN.
BREF	1.8750	IN.
XMRP	.5500	IN.
YMRP	.0000	IN.
ZMRP	.0000	IN.
SCALE	.0000	

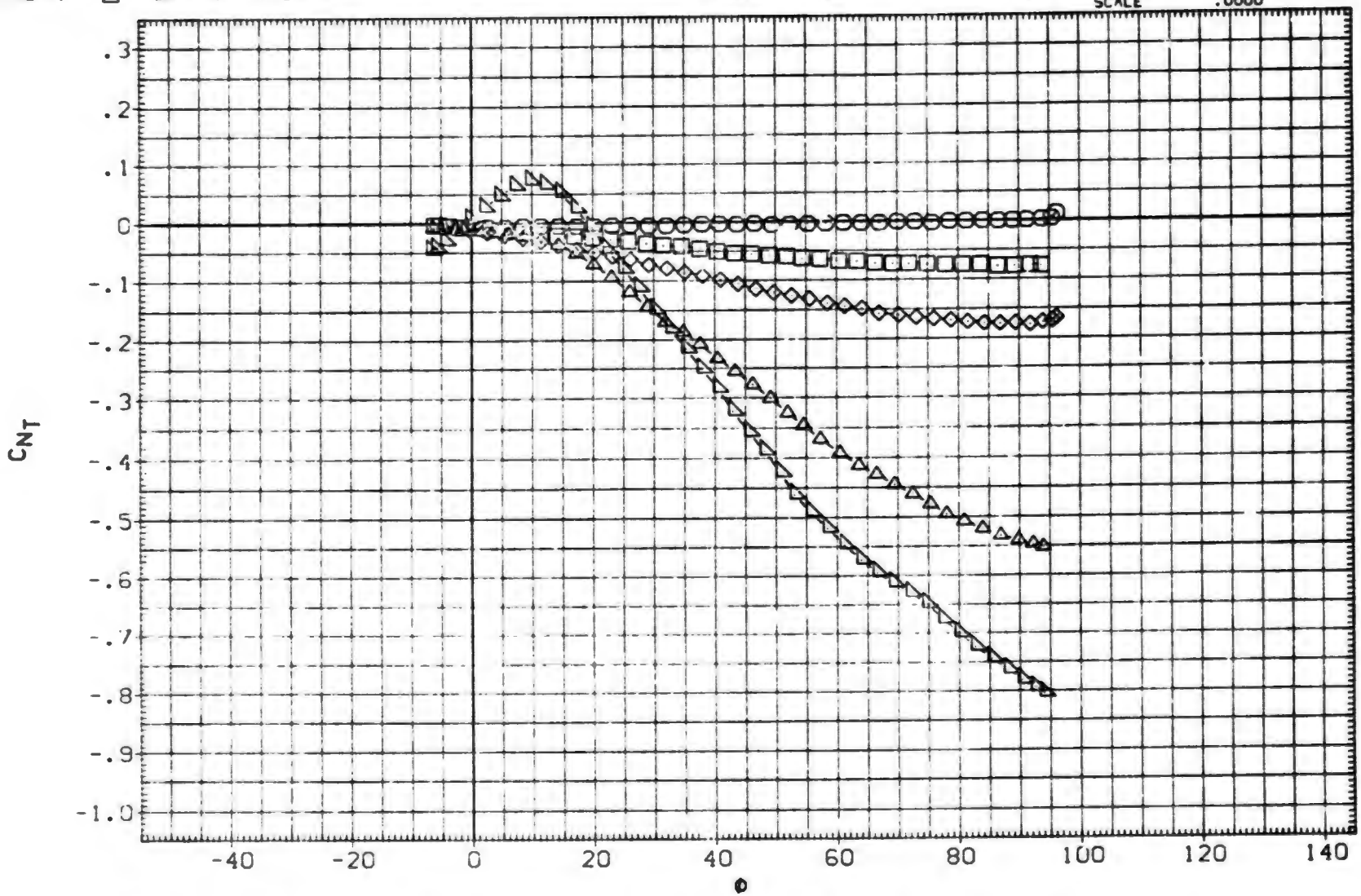

FIN AERODYNAMIC CHARACTERISTICS AS A FUNCTION OF ROLL ANGLE. BIT15 (FIN 1)

(A)MACH = .79

DATA SET	SYMBOL	CONFIGURATION DESCRIPTION	ALPHA	LAMBDA	RT.CRD	SEMSPN
(SXA108)	○	MDAC 261/AEDC 52 BODY-TAIL. BIT15 (TAIL FIN. T1)	.000	.500	4.996	1.875
(SXA110)	□	MDAC 261/AEDC 52 BODY-TAIL. BIT15 (TAIL FIN. T1)	2.000	.500	4.996	1.875
(SXA111)	◇	MDAC 261/AEDC 52 BODY-TAIL. BIT15 (TAIL FIN. T1)	4.100	.500	4.996	1.875
(SXA114)	△	MDAC 261/AEDC 52 BODY-TAIL. BIT15 (TAIL FIN. T1)	10.400	.500	4.996	1.875
(SXA116)	▷	MDAC 261/AEDC 52 BODY-TAIL. BIT15 (TAIL FIN. T1)	14.900	.500	4.996	1.875
(AXABTF)	D	DATA NOT AVAILABLE	20.000	.500	4.996	1.875

REFERENCE INFORMATION		
SREF	7.0240	SQ. IN.
LREF	4.9960	IN.
BREF	1.8750	IN.
XMRP	.5500	IN.
YMRP	.0000	IN.
ZMRP	.0000	IN.
SCALE	.0000	

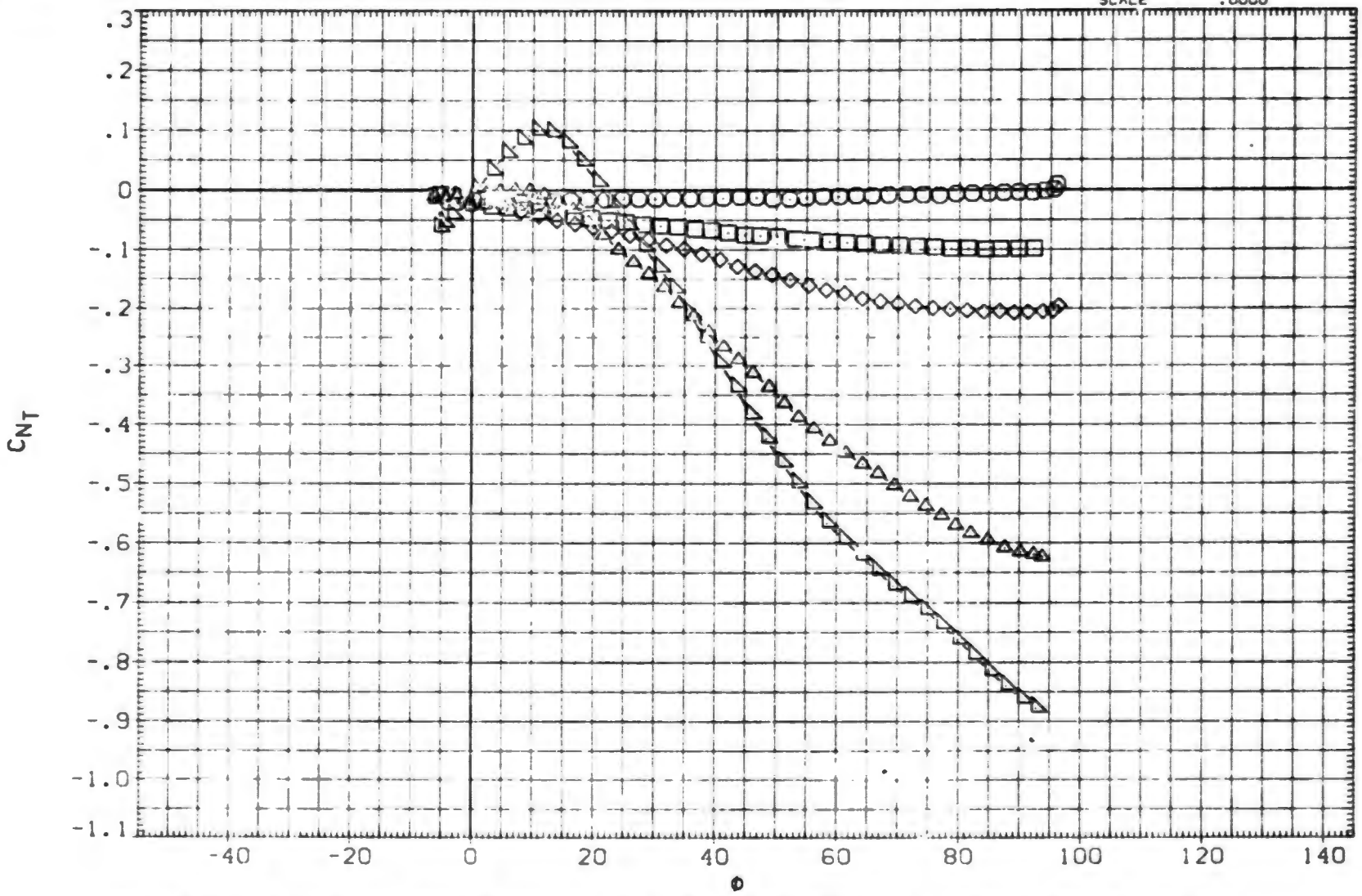

FIN AERODYNAMIC CHARACTERISTICS AS A FUNCTION OF ROLL ANGLE, BIT15 (FIN 1)

(B)MACH = 1.00

DATA SET	SYMBOL	CONFIGURATION DESCRIPTION	ALPHA	LAMBDA	RT.CRD	SEMISPN
(SXA108)	○	MDAC 261/AEDC 52 BODY-TAIL. B1T15 (TAIL FIN. T1)	.000	.500	4.996	1.875
(SXA110)	□	MDAC 261/AEDC 52 BODY-TAIL. B1T15 (TAIL FIN. T1)	2.000	.500	4.996	1.875
(SXA111)	◇	MDAC 261/AEDC 52 BODY-TAIL. B1T15 (TAIL FIN. T1)	4.100	.500	4.996	1.875
(SXA114)	△	MDAC 261/AEDC 52 BODY-TAIL. B1T15 (TAIL FIN. T1)	10.400	.500	4.996	1.875
(SXA116)	◺	MDAC 261/AEDC 52 BODY-TAIL. B1T15 (TAIL FIN. T1)	14.900	.500	4.996	1.875
(AXABTF)	◸	DATA NOT AVAILABLE	20.000	.500	4.996	1.875

REFERENCE INFORMATION

SREF	7.0240	SQ. IN.
LREF	4.9960	IN.
BREF	1.8750	IN.
XMRP	.5500	IN.
YMRP	.0000	IN.
ZMRP	.0000	IN.
SCALE	.0000	

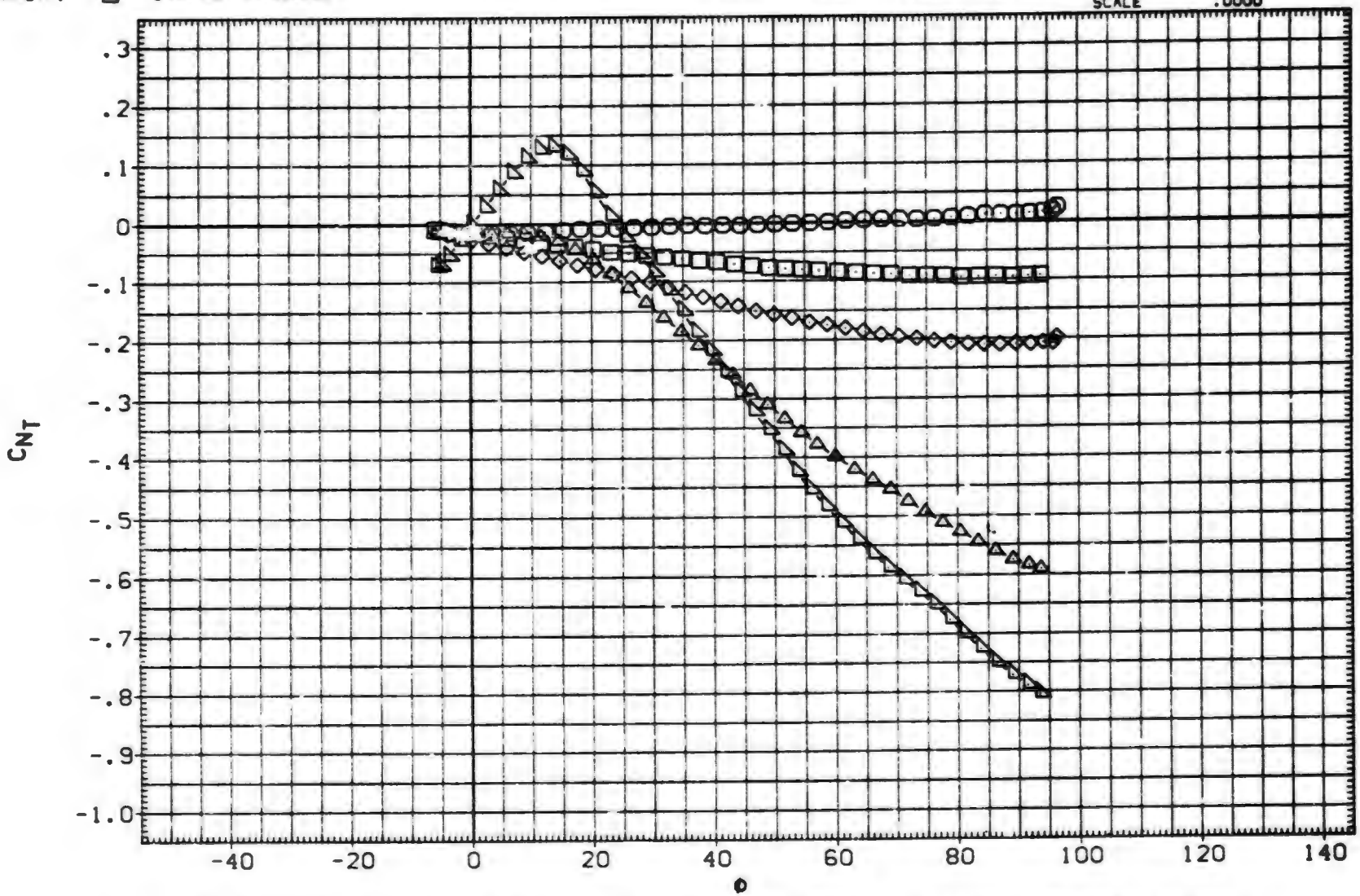

FIN AERODYNAMIC CHARACTERISTICS AS A FUNCTION OF ROLL ANGLE. B1T15 (FIN 1)

(C)MACH = 1.21

DATA SET	SYMBOL	CONFIGURATION DESCRIPTION	ALPHA	LAMBDA	RT.CRD	SEMSPN
(SXA108)	○	MDAC 261/AEDC 52 BODY-TAIL. B1T15 (TAIL FIN. T1)	.000	.500	4.996	1.875
(SXA110)	□	MDAC 261/AEDC 52 BODY-TAIL. B1T15 (TAIL FIN. T1)	2.000	.500	4.996	1.875
(SXA111)	◇	DATA NOT AVAILABLE	4.100	.500	4.996	1.875
(SXA114)	△	MDAC 261/AEDC 52 BODY-TAIL. B1T15 (TAIL FIN. T1)	10.400	.500	4.996	1.875
(SYA116)	◭	MDAC 261/AEDC 52 BODY-TAIL. B1T15 (TAIL FIN. T1)	14.900	.500	4.996	1.875
(AXABTF)	◺	MDAC 261/AEDC 52 BODY-TAIL. B1T15 (TAIL FIN. T1)	20.000	.500	4.996	1.875

REFERENCE INFORMATION		
SREF	7.0240	SQ.IN.
LREF	4.9960	IN.
BREF	1.8750	IN.
XMRP	.5500	IN.
YMRP	.0000	IN.
ZMRP	.0000	IN.
SCALE	.0000	

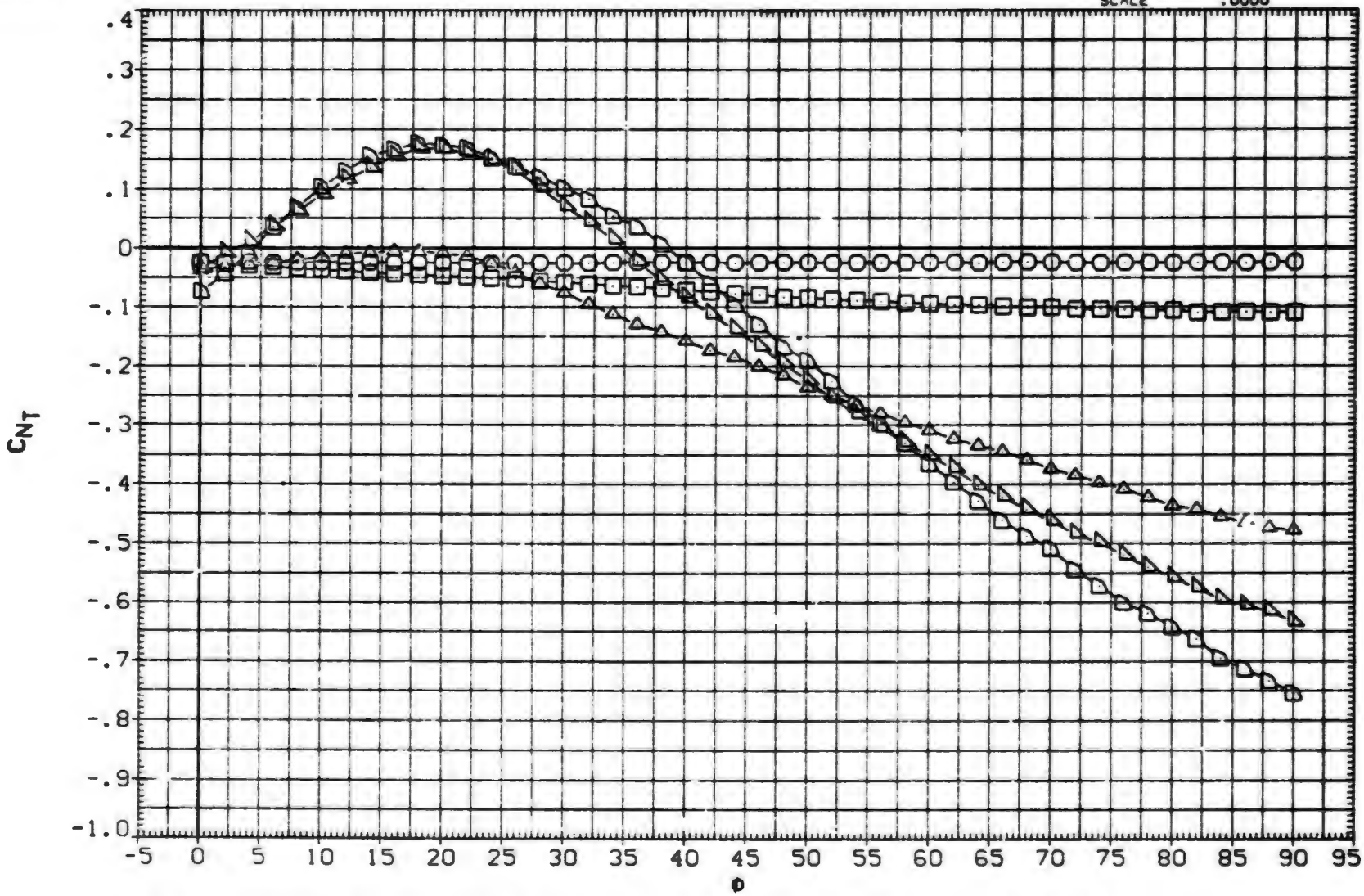

FIN AERODYNAMIC CHARACTERISTICS AS A FUNCTION OF ROLL ANGLE. B1T15 (FIN 1)

(D)MACH = 1.76

DATA SET	SYMBOL	CONFIGURATION DESCRIPTION	ALPHA	LAMBDA	RT.CRD	SEMSPN
(SXA108)	○	MDAC 261/AEDC 52 BODY-TAIL. B1T15 (TAIL FIN. T1)	.000	.500	4.996	1.875
(SXA110)	□	MDAC 261/AEDC 52 BODY-TAIL. B1T15 (TAIL FIN. T1)	2.000	.500	4.996	1.875
(SXA111)	◇	MDAC 261/AEDC 52 BODY-TAIL. B1T15 (TAIL FIN. T1)	4.100	.500	4.996	1.875
(SXA114)	△	MDAC 261/AEDC 52 BODY-TAIL. B1T15 (TAIL FIN. T1)	10.400	.500	4.996	1.875
(SXA116)	◁	MDAC 261/AEDC 52 BODY-TAIL. B1T15 (TAIL FIN. T1)	14.900	.500	4.996	1.875
(AXABTF)	▷	MDAC 261/AEDC 52 BODY-TAIL. B1T15 (TAIL FIN. T1)	20.000	.500	4.996	1.875

REFERENCE INFORMATION		
SREF	7.0240	SQ.IN.
LREF	4.9360	IN.
BREF	1.8750	IN.
XMRP	.5500	IN.
YMRP	.0000	IN.
ZMRP	.0000	IN.
SCALE	.0000	

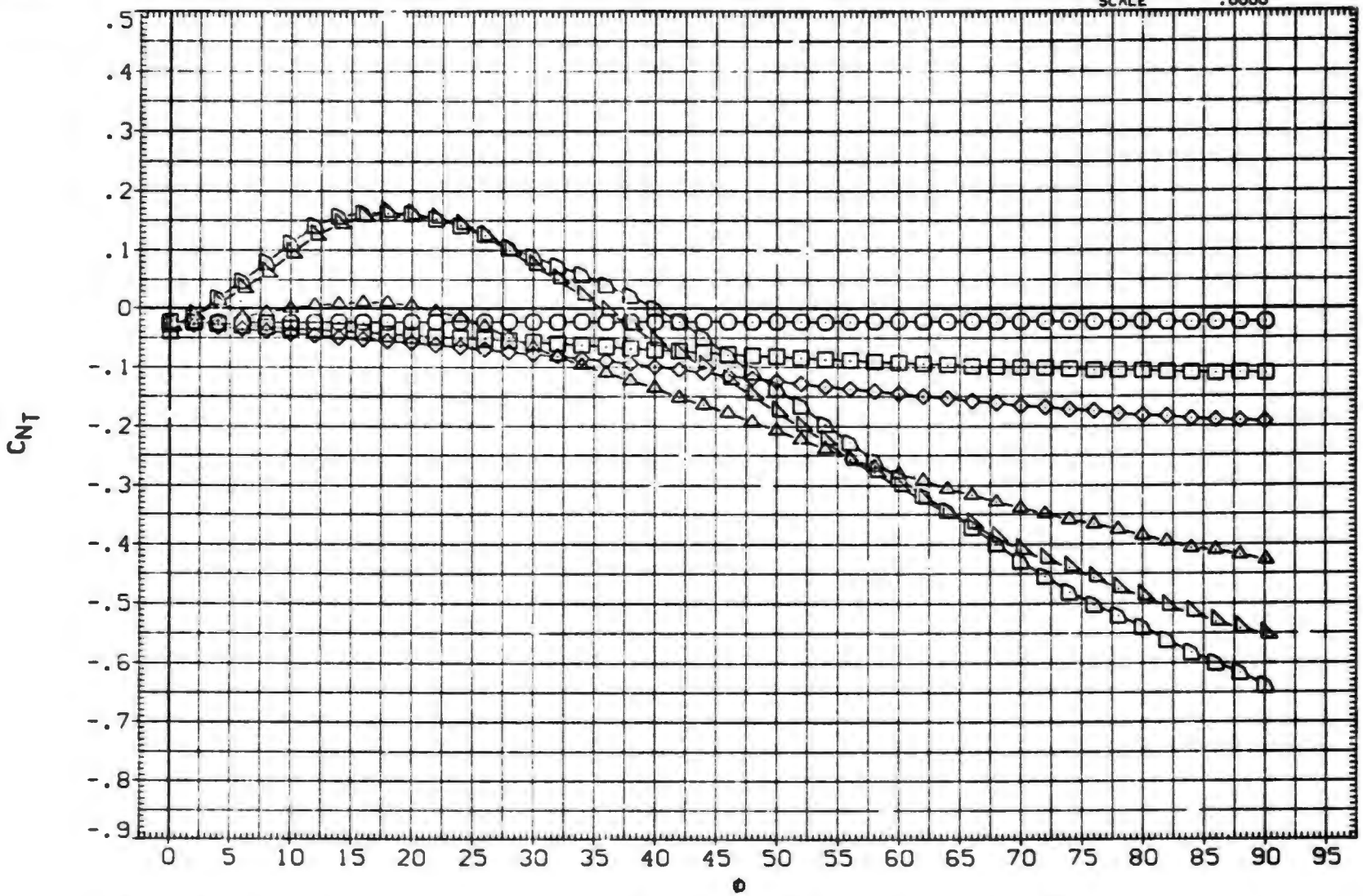

FIN AERODYNAMIC CHARACTERISTICS AS A FUNCTION OF ROLL ANGLE, B1T15 (FIN 1)

(E)MACH = 2.00

DATA SET	SYMBOL	CONFIGURATION DESCRIPTION	ALPHA	LAMBDA	RT.CRD	SEMSPN
(SXA108)	○	MDAC 261/AEDC 52 BODY-TAIL. BITIS (TAIL FIN. T1)	.000	.500	4.996	1.875
(SXA110)	□	MDAC 261/AEDC 52 BODY-TAIL. BITIS (TAIL FIN. T1)	2.000	.500	4.996	1.875
(SXA111)	◇	MDAC 261/AEDC 52 BODY-TAIL. BITIS (TAIL FIN. T1)	4.100	.500	4.996	1.875
(SXA114)	△	MDAC 261/AEDC 52 BODY-TAIL. BITIS (TAIL FIN. T1)	10.400	.500	4.996	1.875
(SXA116)	◭	MDAC 261/AEDC 52 BODY-TAIL. BITIS (TAIL FIN. T1)	14.900	.500	4.996	1.875
(AXABTF)	◺	MDAC 261/AEDC 52 BODY-TAIL. BITIS (TAIL FIN. T1)	20.000	.500	4.996	1.875

REFERENCE INFORMATION

SREF	7.0240	SQ. IN.
LREF	4.9960	IN.
BREF	1.8750	IN.
XMRP	.5500	IN.
YMRP	.0000	IN.
ZMRP	.0000	IN.
SCALE	.0000	

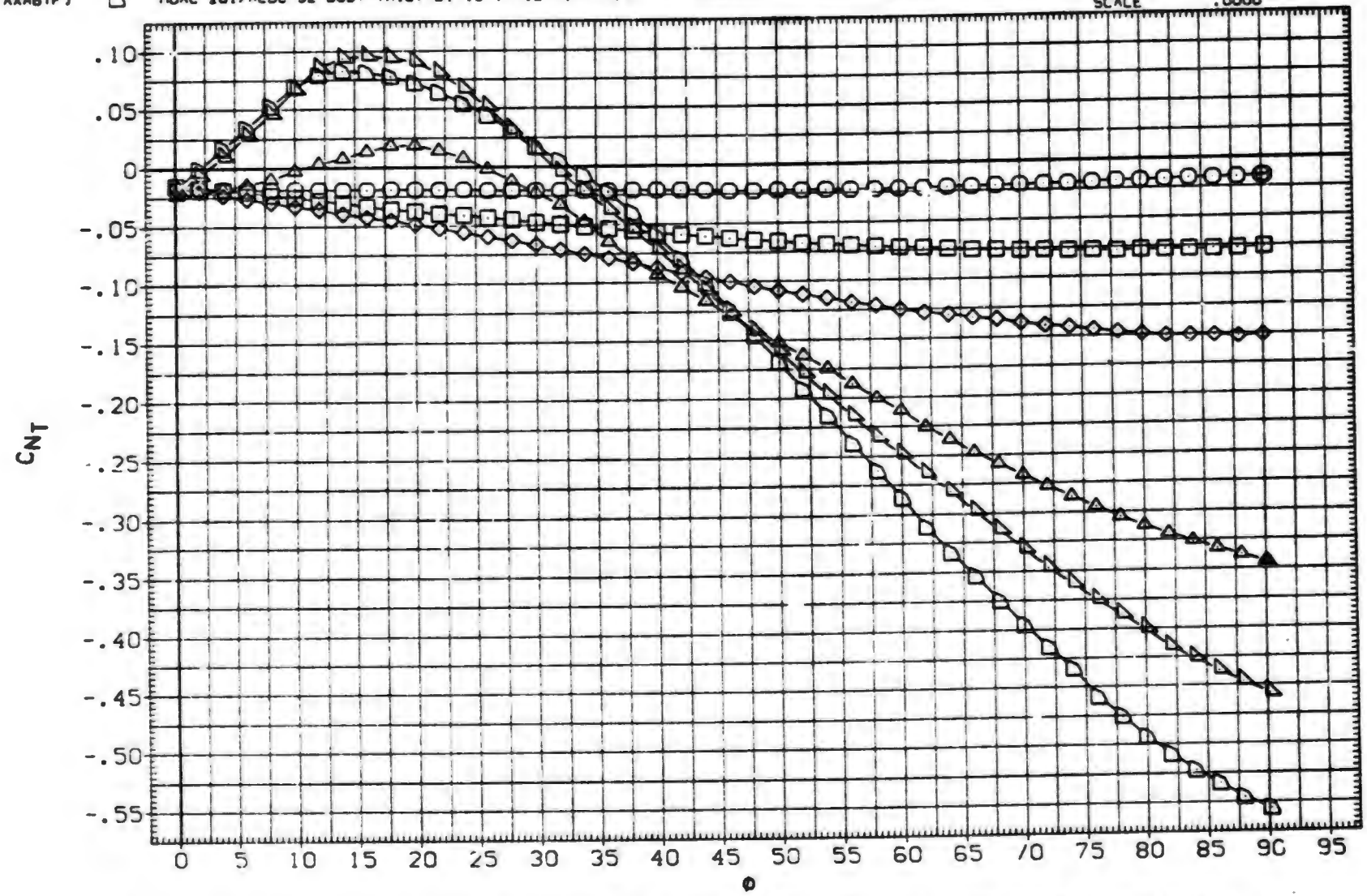

FIN AERODYNAMIC CHARACTERISTICS AS A FUNCTION OF ROLL ANGLE. BITIS (FIN 1)

(F)MACH - 2.50

DATA SET	SYMBOL	CONFIGURATION DESCRIPTION	ALPHA	LAMBDA	RT.CRD	SEMSPN
(SXA108)	○	MDAC 261/AEDC 52 BODY-TAIL. BIT15 (TAIL FIN. T1)	.000	.500	4.996	1.875
(SXA110)	□	MDAC 261/AEDC 52 BODY-TAIL. BIT15 (TAIL FIN. T1)	2.000	.500	4.996	1.875
(SXA111)	◇	MDAC 261/AEDC 52 BODY-TAIL. BIT15 (TAIL FIN. T1)	4.100	.500	4.996	1.875
(SXA114)	△	MDAC 261/AEDC 52 BODY-TAIL. BIT15 (TAIL FIN. T1)	10.400	.500	4.996	1.875
(SXA116)	◺	MDAC 261/AEDC 52 BODY-TAIL. BIT15 (TAIL FIN. T1)	14.900	.500	4.996	1.875
(AXABTF)	D	MDAC 261/AEDC 52 BODY-TAIL. BIT15 (TAIL FIN. T1)	20.000	.500	4.996	1.875

REFERENCE INFORMATION

SREF	7.0240	SQ.IN.
LREF	4.9960	IN.
BREF	1.8750	IN.
XMRP	.5500	IN.
YMRP	.0000	IN.
ZMRP	.0000	IN.
SCALE	.0000	

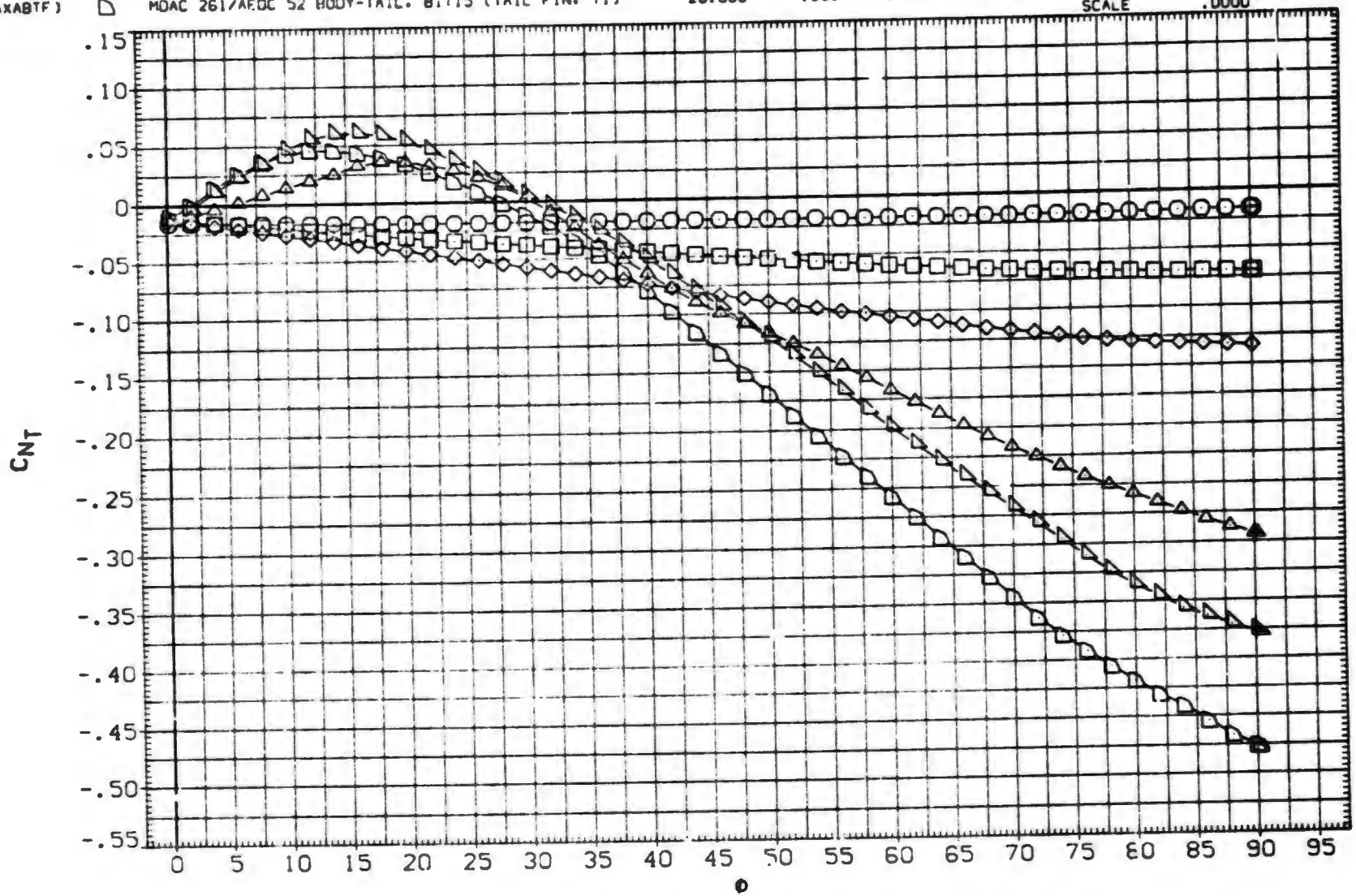

FIN AERODYNAMIC CHARACTERISTICS AS A FUNCTION OF ROLL ANGLE. BIT15 (FIN 1)

(G)MACH = 3.01

DATA SET	SYMBOL	CONFIGURATION DESCRIPTION	ALPHA	LAMBDA	RT.CRD	SEMSPN
(SXA108)	○	MDAC 261/AEDC 52 BODY-TAIL. B1T15 (TAIL FIN. T1)	.000	.500	4.996	1.875
(SXA110)	□	MDAC 261/AEDC 52 BODY-TAIL. B1T15 (TAIL FIN. T1)	2.000	.500	4.996	1.875
(SXA111)	◇	MDAC 261/AEDC 52 BODY-TAIL. B1T15 (TAIL FIN. T1)	4.100	.500	4.996	1.875
(SXA114)	△	MDAC 261/AEDC 52 BODY-TAIL. B1T15 (TAIL FIN. T1)	10.400	.500	4.996	1.875
(SXA116)	◺	MDAC 261/AEDC 52 BODY-TAIL. B1T15 (TAIL FIN. T1)	14.900	.500	4.996	1.875
(AXABTF)	◸	DATA NOT AVAILABLE	20.000	.500	4.996	1.875

REFERENCE INFORMATION		
SREF	7.0240	SQ.IN.
LREF	4.9960	IN.
BREF	1.8750	IN.
XMRP	.5500	IN.
YMRP	.0000	IN.
ZMRP	.0000	IN.
SCALE	.0000	

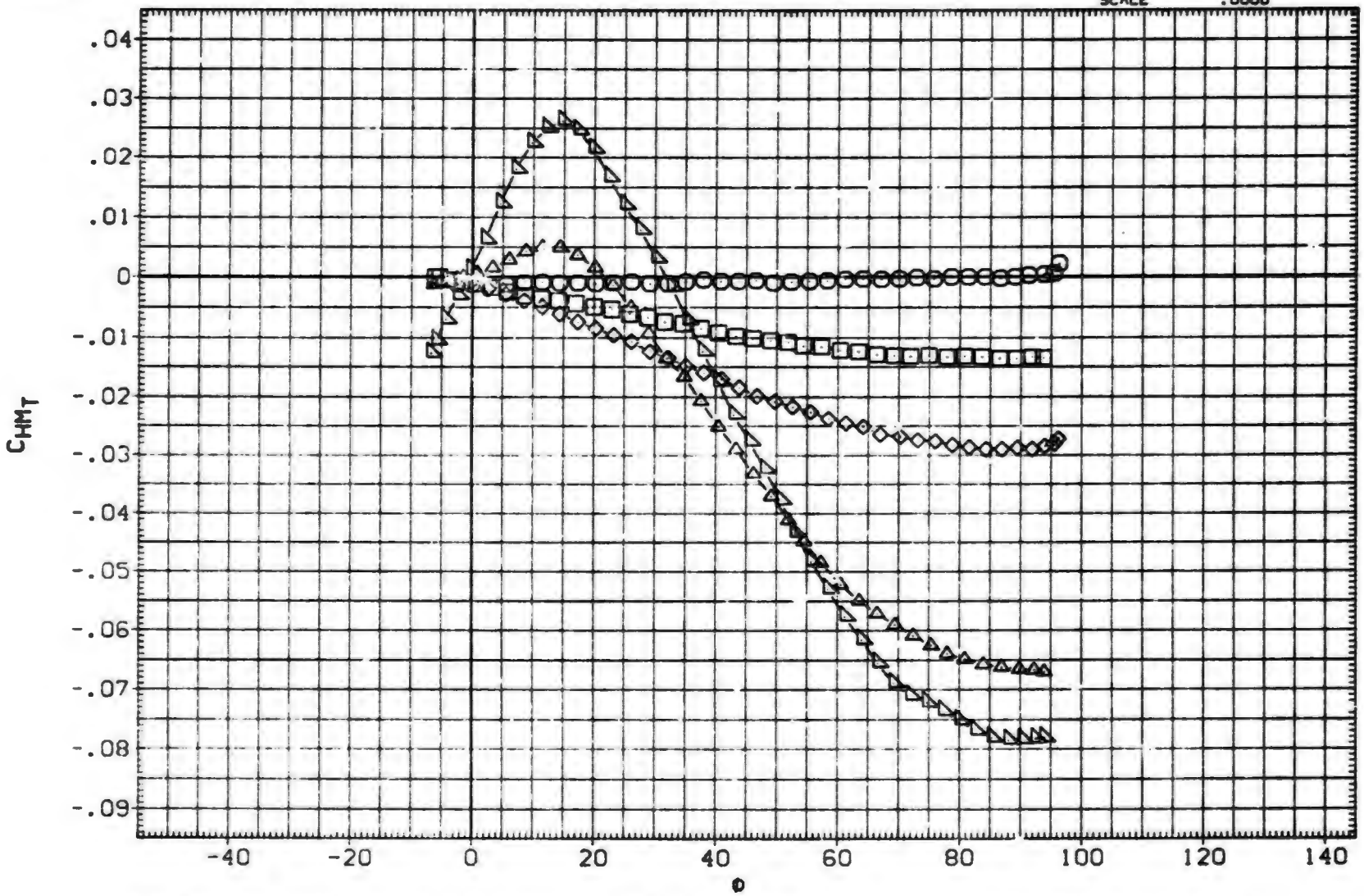

FIN AERODYNAMIC CHARACTERISTICS AS A FUNCTION OF ROLL ANGLE. B1T15 (FIN 1)

(A)MACH = .79

DATA SET	SYMBOL	CONFIGURATION DESCRIPTION	ALPHA	LAMBDA	RT.CRD	SEMSPN
(SXA108)	○	MDAC 261/AEDC 52 BODY-TAIL. BIT15 (TAIL FIN. T1)	.000	.500	4.996	1.875
(SXA110)	□	MDAC 261/AEDC 52 BODY-TAIL. BIT15 (TAIL FIN. T1)	2.000	.500	4.996	1.875
(SXA111)	◇	MDAC 261/AEDC 52 BODY-TAIL. BIT15 (TAIL FIN. T1)	4.100	.500	4.996	1.875
(SXA114)	◁	MDAC 261/AEDC 52 BODY-TAIL. BIT15 (TAIL FIN. T1)	10.400	.500	4.996	1.875
(SXA116)	△	MDAC 261/AEDC 52 BODY-TAIL. BIT15 (TAIL FIN. T1)	14.900	.500	4.996	1.875
(AXABTF)	▷	DATA NOT AVAILABLE	20.000	.500	4.996	1.875

REFERENCE INFORMATION

SREF	7.0240	SQ. IN.
LREF	4.9960	IN.
BREF	1.8750	IN.
XMRP	.5500	IN.
YMRP	.0000	IN.
ZMRP	.0000	IN.
SCALE	.0000	

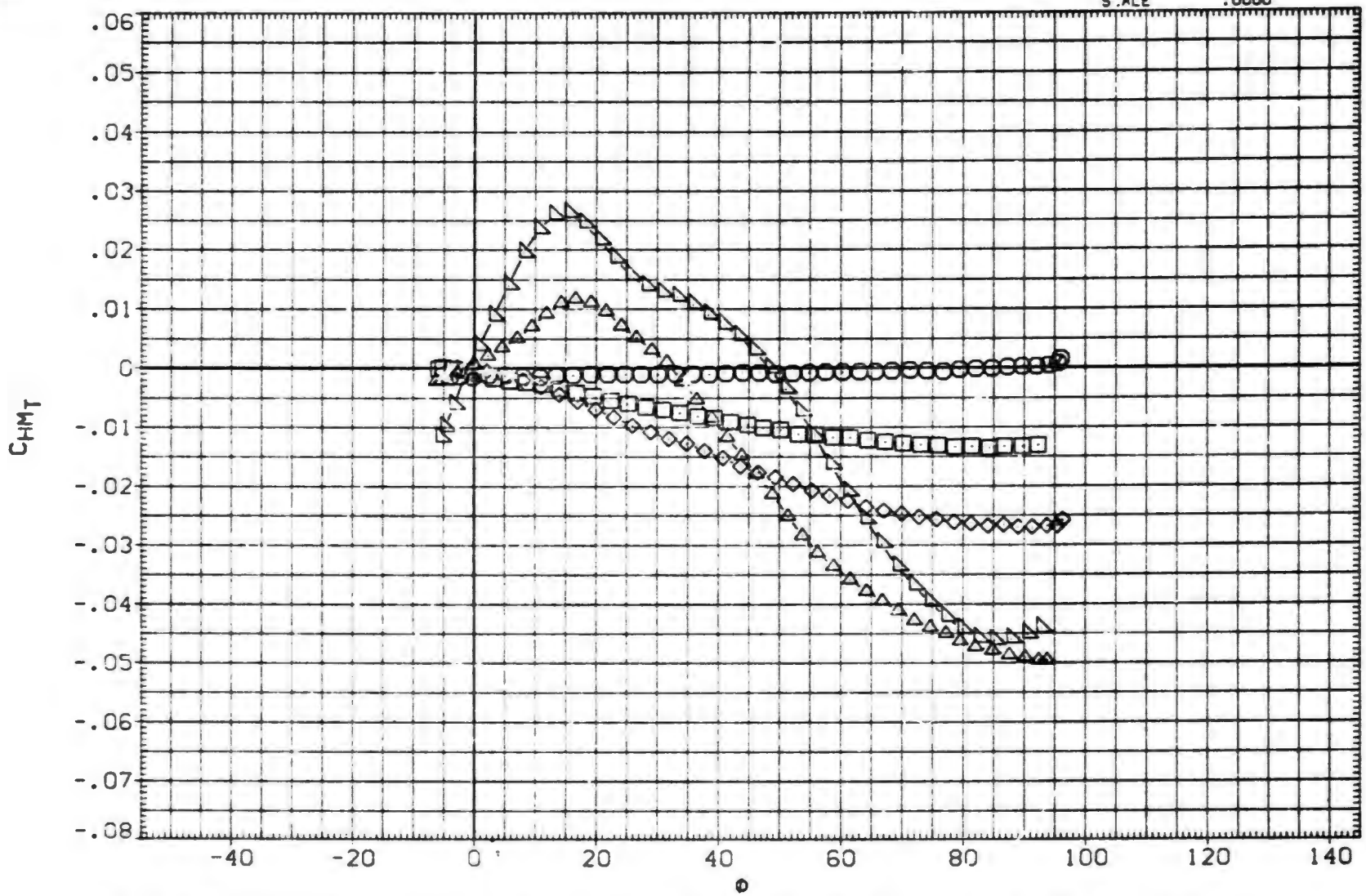

FIN AERODYNAMIC CHARACTERISTICS AS A FUNCTION OF ROLL ANGLE. BIT15 (FIN 1)

(B)MACH = 1.00

DATA SET	SYMBOL	CONFIGURATION DESCRIPTION	ALPHA	LAMBDA	RT.CRD	SEMSPN
(SXA108)	○	MDAC 261/AEDC 52 BODY-TAIL. B1T15 (TAIL FIN. T1)	.000	.500	4.996	1.875
(SXA110)	□	MDAC 261/AEDC 52 BODY-TAIL. B1T15 (TAIL FIN. T1)	2.000	.500	4.996	1.875
(SXA111)	◇	MDAC 261/AEDC 52 BODY-TAIL. B1T15 (TAIL FIN. T1)	4.100	.500	4.996	1.875
(SXA114)	△	MDAC 261/AEDC 52 BODY-TAIL. B1T15 (TAIL FIN. T1)	10.400	.500	4.996	1.875
(SXA116)	◺	MDAC 261/AEDC 52 BODY-TAIL. B1T15 (TAIL FIN. T1)	14.900	.500	4.996	1.875
(AXABTF)	◺	DATA NOT AVAILABLE	20.000	.500	4.996	1.875

REFERENCE INFORMATION

SREF	7.0240	SQ. IN.
LREF	4.9960	IN.
BREF	1.8750	IN.
XMRP	.5500	IN.
YMRP	.0000	IN.
ZMRP	.0000	IN.
SCALE	.0000	

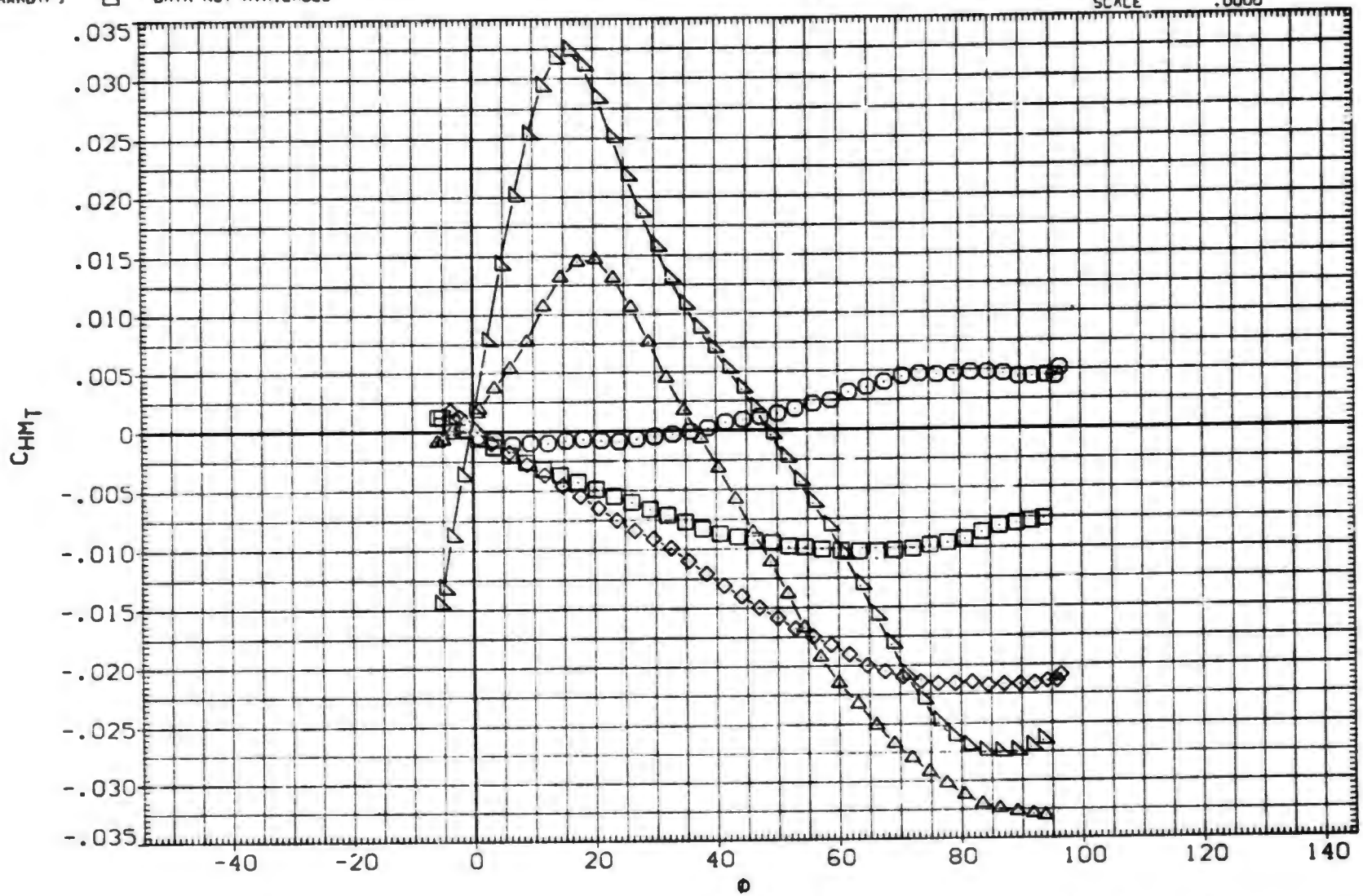

FIN AERODYNAMIC CHARACTERISTICS AS A FUNCTION OF ROLL ANGLE. B1T15 (FIN 1)

(C)MACH = 1.21

DATA SET	SYMBOL	CONFIGURATION DESCRIPTION	ALPHA	LAMBDA	RT.CRD	SEMSPN
(SXA108)	○	MDAC 261/AEDC 52 BODY-TAIL. BIT15 (TAIL FIN. T1)	.000	.500	4.996	1.875
(SXA110)	□	MDAC 261/AEDC 52 BODY-TAIL. BIT15 (TAIL FIN. T1)	2.000	.500	4.996	1.875
(SXA111)	◇	DATA NOT AVAILABLE	4.100	.500	4.996	1.875
(SXA114)	△	MDAC 261/AEDC 52 BODY-TAIL. BIT15 (TAIL FIN. T1)	10.400	.500	4.996	1.875
(SXA116)	◺	MDAC 261/AEDC 52 BODY-TAIL. BIT15 (TAIL FIN. T1)	14.900	.500	4.996	1.875
(AXABTF)	D	MDAC 261/AEDC 52 BODY-TAIL. BIT15 (TAIL FIN. T1)	20.000	.500	4.996	1.875

REFERENCE INFORMATION

SREF	7.0240	SQ. IN.
LREF	4.9960	IN.
BREF	1.8750	IN.
XMRP	.5500	IN.
YMRP	.0000	IN.
ZMRP	.0000	IN.
SCALE	.0000	

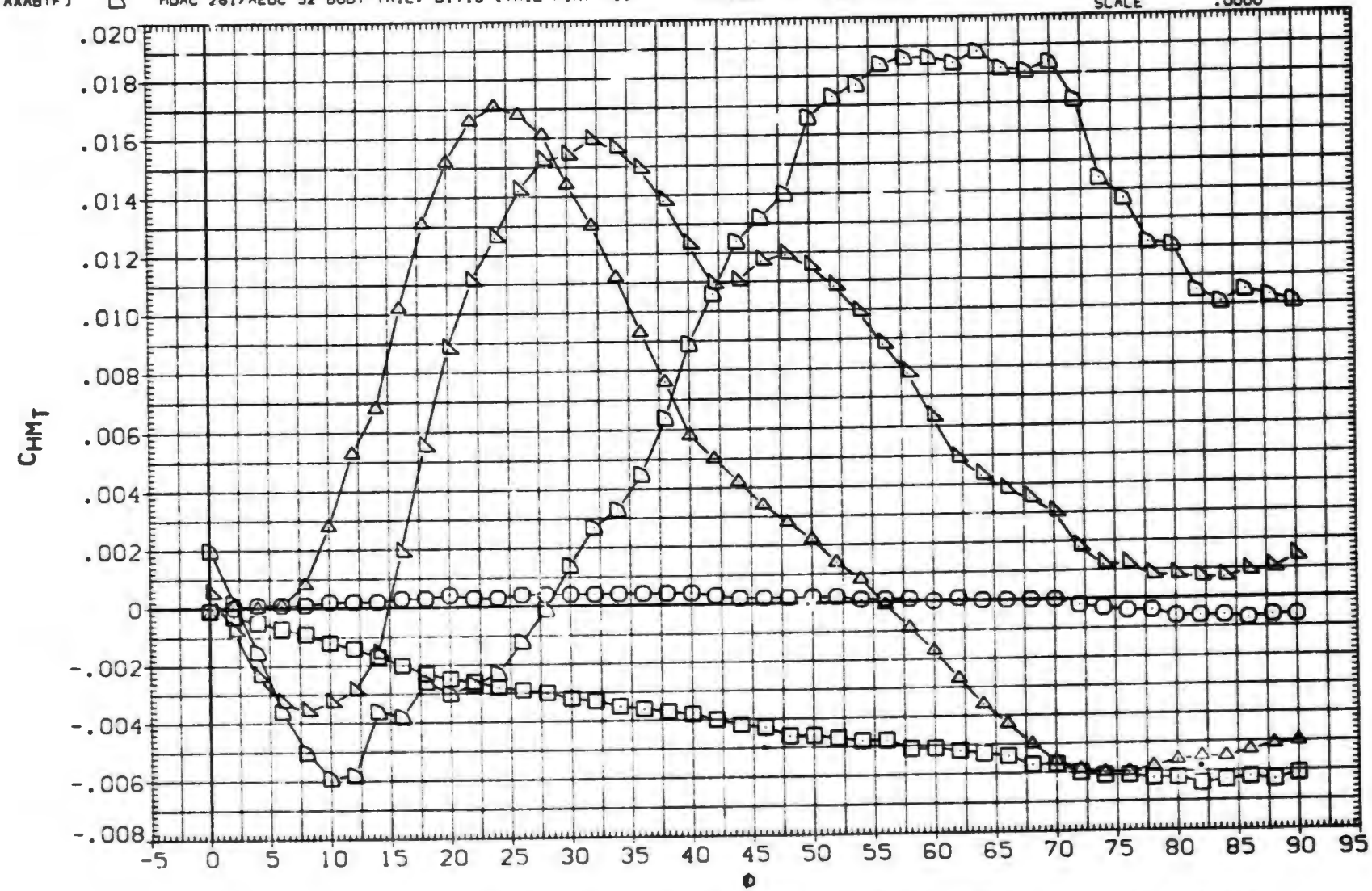

FIN AERODYNAMIC CHARACTERISTICS AS A FUNCTION OF ROLL ANGLE. BIT15 (FIN 1)

(D)MACH = 1.76

DATA SET	SYMBOL	CONFIGURATION DESCRIPTION	ALPHA	LAMBDA	RT.CRD	SEMSPN
(SXA108)	○	MDAC 261/AEDC 52 BODY-TAIL. BIT15 (TAIL FIN. T1)	.000	.500	4.996	1.875
(SXA110)	□	MDAC 261/AEDC 52 BODY-TAIL. BIT15 (TAIL FIN. T1)	2.000	.500	4.996	1.875
(SXA111)	◇	MDAC 261/AEDC 52 BODY-TAIL. BIT15 (TAIL FIN. T1)	4.100	.500	4.996	1.875
(SXA114)	△	MDAC 261/AEDC 52 BODY-TAIL. BIT15 (TAIL FIN. T1)	10.400	.500	4.996	1.875
(SXA116)	◁	MDAC 261/AEDC 52 BODY-TAIL. BIT15 (TAIL FIN. T1)	14.900	.500	4.996	1.875
(AXABTF)	▷	MDAC 261/AEDC 52 BODY-TAIL. BIT15 (TAIL FIN. T1)	20.000	.500	4.996	1.875

REFERENCE INFORMATION

SREF	7.0240	SQ.IN.
LREF	4.9960	IN.
BREF	1.8750	IN.
XMRP	.5500	IN.
YMRP	.0000	IN.
ZMRP	.0000	IN.
SCALE	.0000	

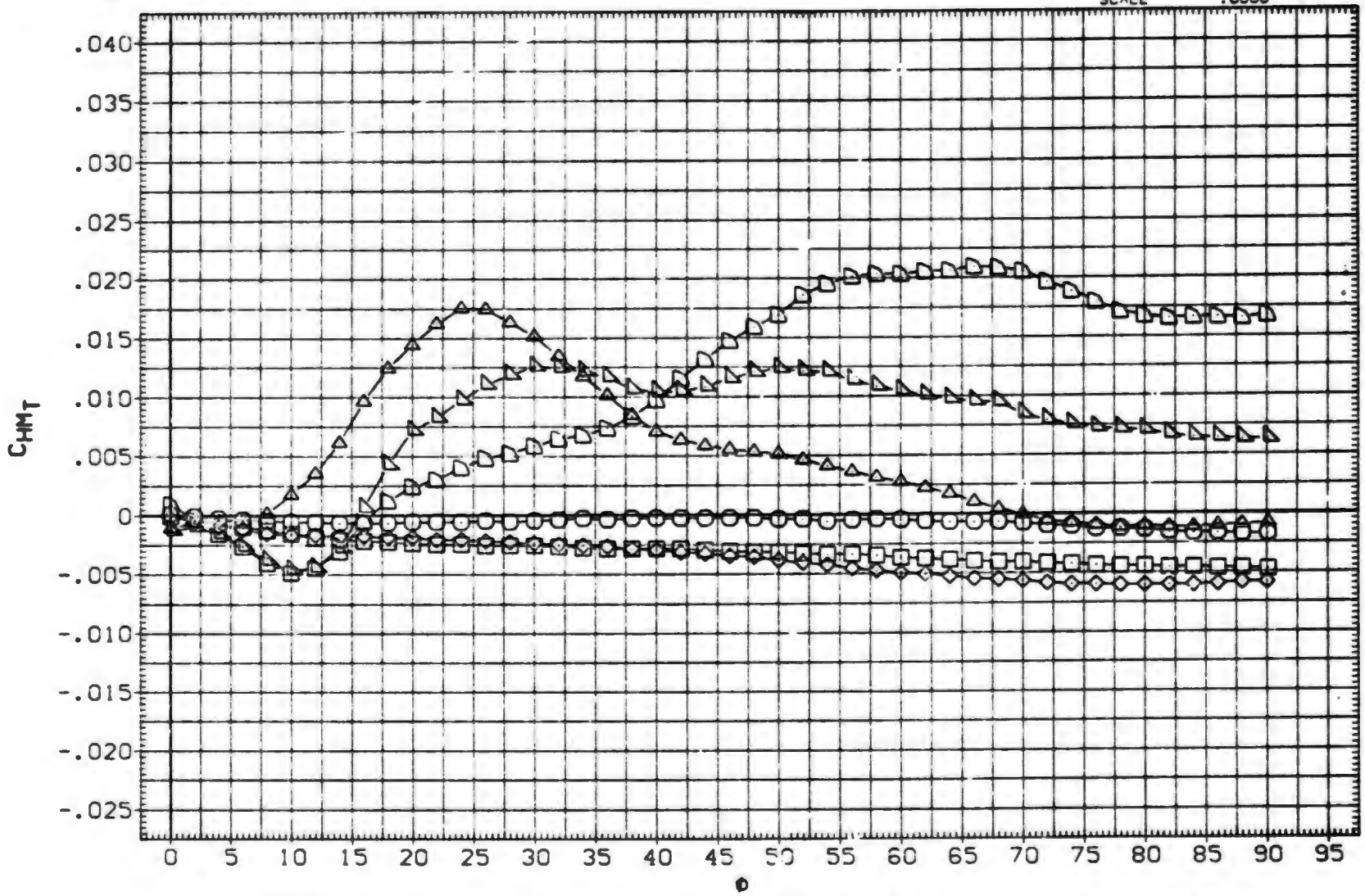

FIN AERODYNAMIC CHARACTERISTICS AS A FUNCTION OF ROLL ANGLE. BIT15 (FIN 1)

(E)MACH = 2.00

DATA SET	SYMBOL	CONFIGURATION DESCRIPTION	ALPHA	LAMBDA	RT.CRD	SEMSPN
(SXA108)	○	MDAC 261/AEDC 52 BODY-TAIL. BIT15 (TAIL FIN. T1)	.000	.500	4.996	1.875
(SXA110)	□	MDAC 261/AEDC 52 BODY-TAIL. BIT15 (TAIL FIN. T1)	2.000	.500	4.996	1.875
(SXA111)	◇	MDAC 261/AEDC 52 BODY-TAIL. BIT15 (TAIL FIN. T1)	4.100	.500	4.996	1.875
(SXA114)	◁	MDAC 261/AEDC 52 BODY-TAIL. BIT15 (TAIL FIN. T1)	10.400	.500	4.996	1.875
(SXA116)	△	MDAC 261/AEDC 52 BODY-TAIL. BIT15 (TAIL FIN. T1)	14.900	.500	4.996	1.875
(AXABTF)	▷	MDAC 261/AEDC 52 BODY-TAIL. BIT15 (TAIL FIN. T1)	20.000	.500	4.996	1.875

REFERENCE INFORMATION

SREF	7.0240	SQ.IN.
LREF	4.9960	IN.
BREF	1.8750	IN.
XMRP	.5500	IN.
YMRP	.0000	IN.
ZMRP	.0000	IN.
SCALE	.0000	

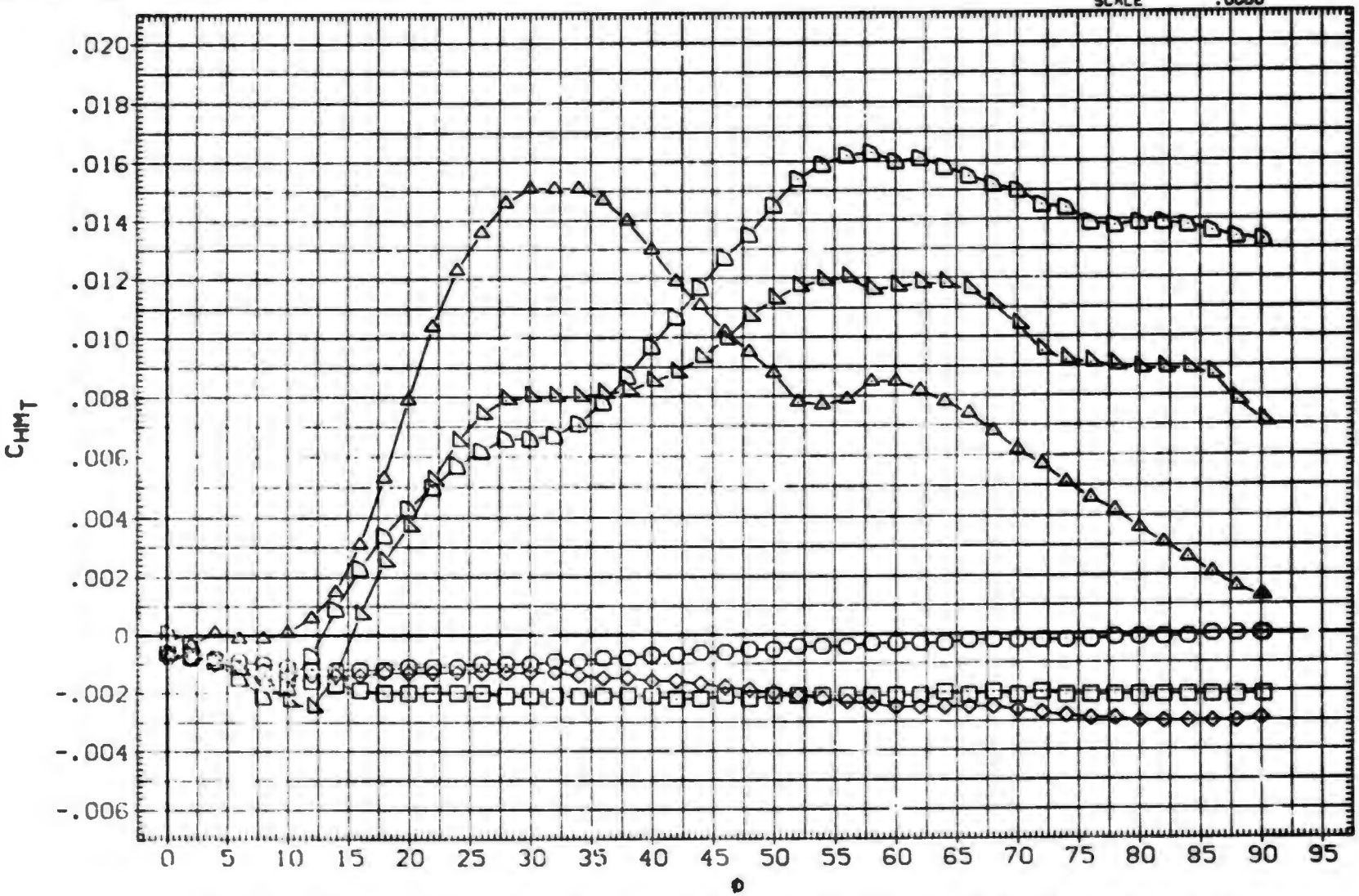

FIN AERODYNAMIC CHARACTERISTICS AS A FUNCTION OF ROLL ANGLE. BIT15 (FIN 1)

(F)MACH = 2.50

DATA SET	SYMBOL	CONFIGURATION DESCRIPTION	ALPHA	LAMBDA	RT.CRD	SEMSPN
(SXA108)	○	MDAC 261/AEDC 52 BODY-TAIL. BIT15 (TAIL FIN. T1)	.000	.500	4.996	1.875
(SXA110)	□	MDAC 261/AEDC 52 BODY-TAIL. BIT15 (TAIL FIN. T1)	2.000	.500	4.996	1.875
(SXA111)	◇	MDAC 261/AEDC 52 BODY-TAIL. BIT15 (TAIL FIN. T1)	4.100	.500	4.996	1.875
(SXA114)	△	MDAC 261/AEDC 52 BODY-TAIL. BIT15 (TAIL FIN. T1)	10.400	.500	4.996	1.875
(SXA116)	◺	MDAC 261/AEDC 52 BODY-TAIL. BIT15 (TAIL FIN. T1)	14.900	.500	4.996	1.875
(AXABTF)	◸	MDAC 261/AEDC 52 BODY-TAIL. BIT15 (TAIL FIN. T1)	20.000	.500	4.996	1.875

REFERENCE INFORMATION		
SREF	7.0240	SQ. IN.
LREF	4.9960	IN.
BREF	1.8750	IN.
XMRP	.5500	IN.
YMRP	.0000	IN.
ZMRP	.0000	IN.
SCALE	.0000	

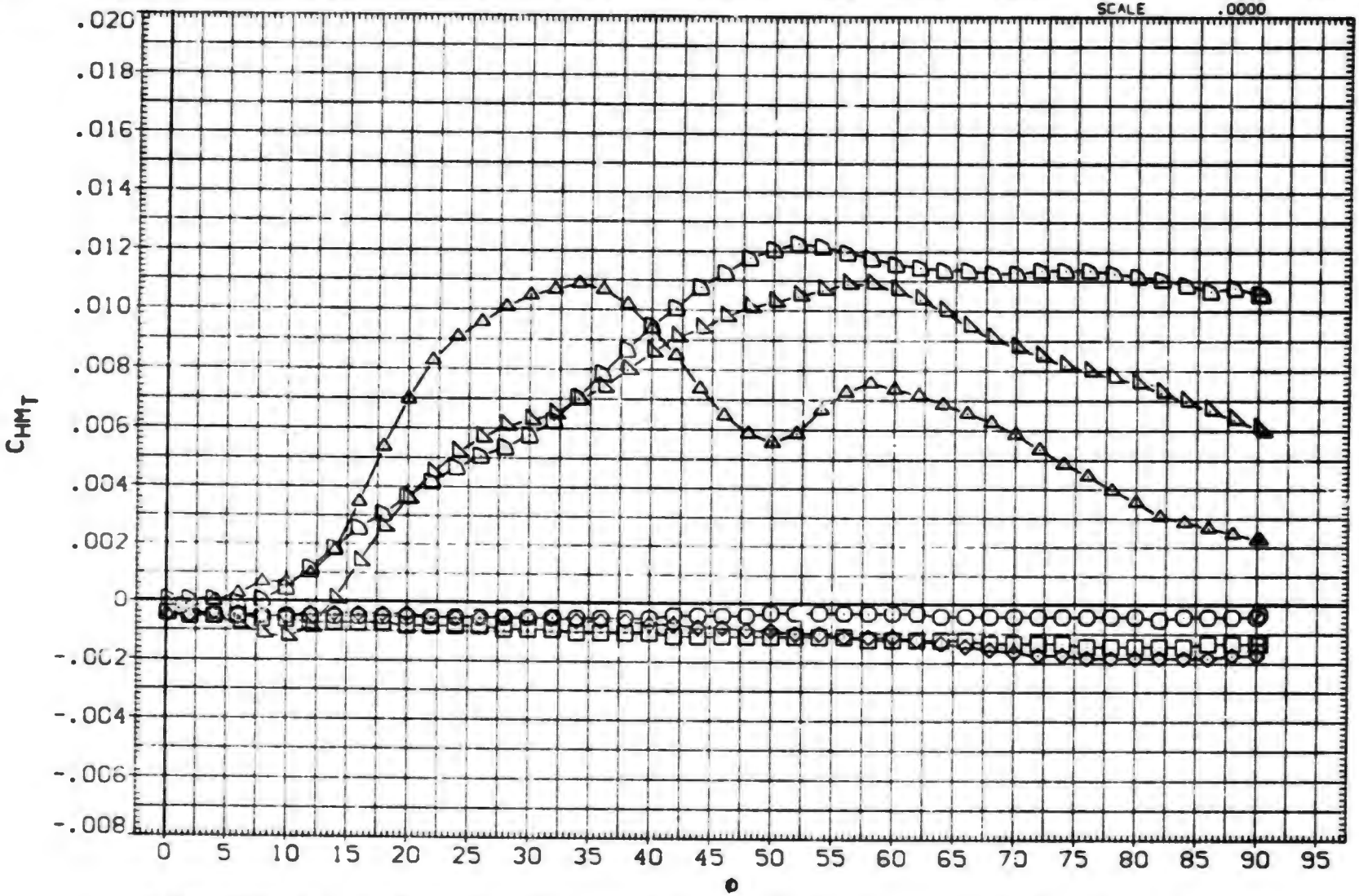

FIN AERODYNAMIC CHARACTERISTICS AS A FUNCTION OF ROLL ANGLE. BIT15 (FIN 1)

(G)MACH = 3.01

DATA SET	SYMBOL	CONFIGURATION DESCRIPTION	ALPHA	LAMBDA	RT.CRD	SEMSPN
(SXA108)	○	MDAC 261/AEDC 52 BODY-TAIL. B1T15 (TAIL FIN. T1)	.000	.500	4.996	1.875
(SXA110)	□	MDAC 261/AEDC 52 BODY-TAIL. B1T15 (TAIL FIN. T1)	2.000	.500	4.996	1.875
(SXA111)	◇	MDAC 261/AEDC 52 BODY-TAIL. B1T15 (TAIL FIN. T1)	4.100	.500	4.996	1.875
(SXA114)	△	MDAC 261/AEDC 52 BODY-TAIL. B1T15 (TAIL FIN. T1)	10.400	.500	4.996	1.875
(SXA116)	△	MDAC 261/AEDC 52 BODY-TAIL. B1T15 (TAIL FIN. T1)	14.900	.500	4.996	1.875
(AXAB1F)	D	DATA NOT AVAILABLE	20.000	.500	4.996	1.875

REFERENCE INFORMATION

SREF	7.0240	SQ. IN.
LREF	4.9960	IN.
BREF	1.8750	IN.
XMRP	.5500	IN.
YMRP	.0000	IN.
ZMRP	.0000	IN.
SCALE	.0000	

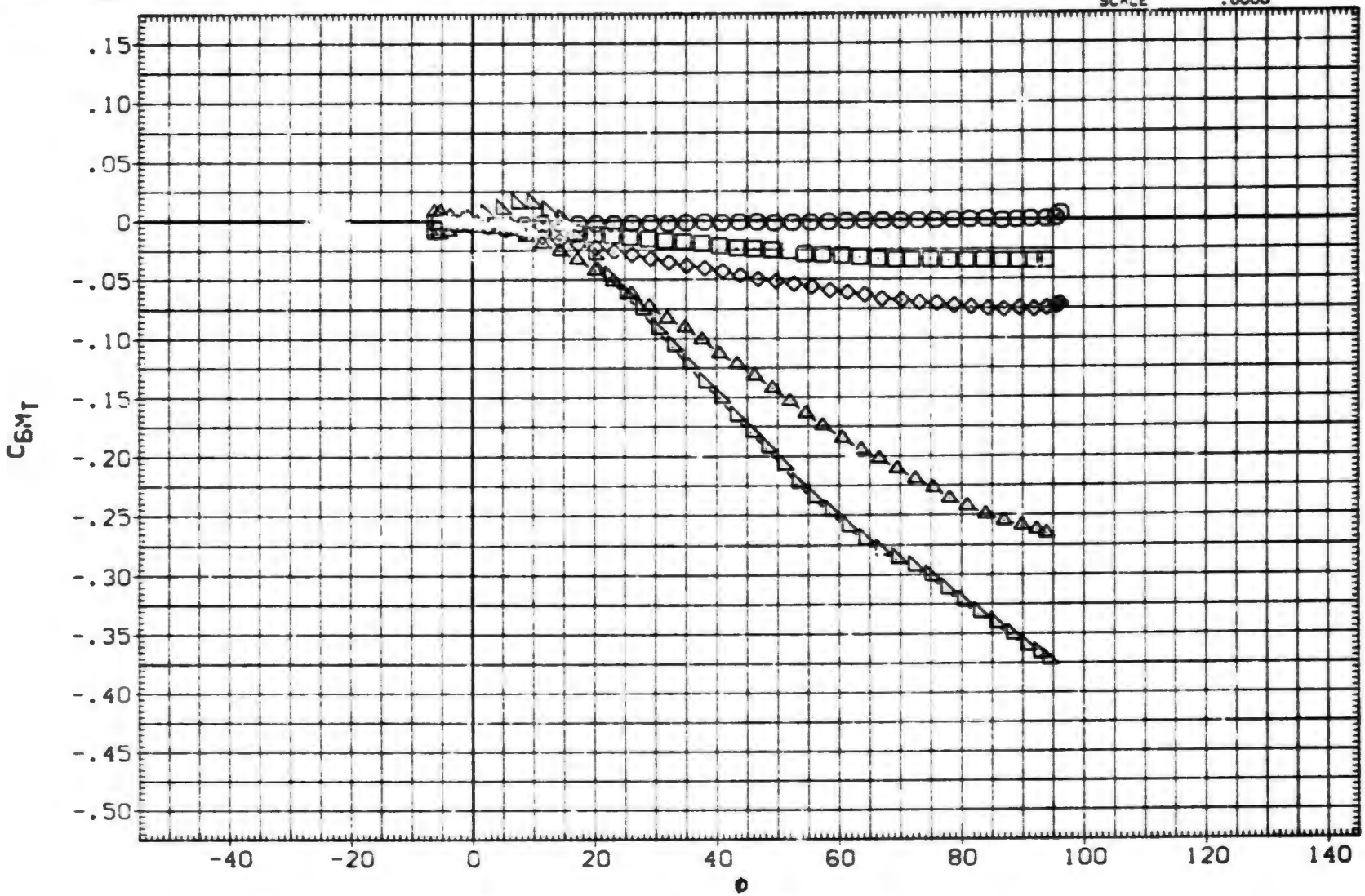

FIN AERODYNAMIC CHARACTERISTICS AS A FUNCTION OF ROLL ANGLE. B1T15 (FIN 1)

(A)MACH = .79

DATA SET	SYMBOL	CONFIGURATION DESCRIPTION	ALPHA	LAMBDA	RT.CRD	SEMSPN
(SXA108)	○	MDAC 261/AEDC 52 BODY-TAIL. BIT15 (TAIL FIN. T1)	.000	.500	4.996	1.875
(SXA110)	□	MDAC 261/AEDC 52 BODY-TAIL. BIT15 (TAIL FIN. T1)	2.000	.500	4.996	1.875
(SXA111)	◇	MDAC 261/AEDC 52 BODY-TAIL. BIT15 (TAIL FIN. T1)	4.100	.500	4.996	1.875
(SXA114)	△	MDAC 261/AEDC 52 BODY-TAIL. BIT15 (TAIL FIN. T1)	10.400	.500	4.996	1.875
(SXA116)	◺	MDAC 261/AEDC 52 BODY-TAIL. BIT15 (TAIL FIN. T1)	14.900	.500	4.996	1.875
(AXABTF)	◸	DATA NOT AVAILABLE	20.000	.500	4.996	1.875

REFERENCE INFORMATION		
SREF	7.0240	SQ.IN.
LREF	4.9960	IN.
BREF	1.8750	IN.
XMRP	.5500	IN.
YMRP	.0000	IN.
ZMRP	.0000	IN.
SCALE	.0000	

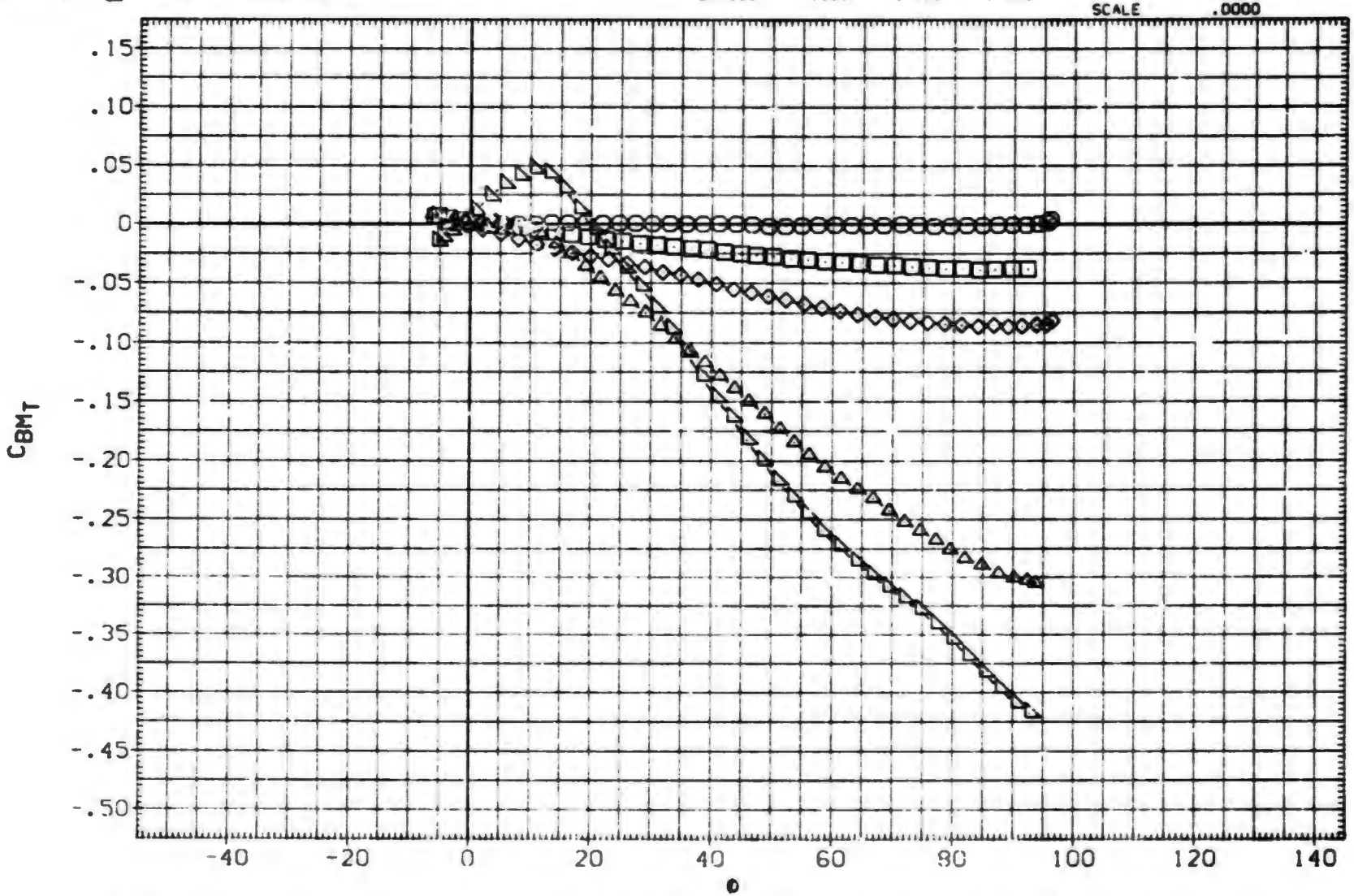

FIN AERODYNAMIC CHARACTERISTICS AS A FUNCTION OF ROLL ANGLE. BIT15 (FIN 1)

(B)MACH = 1.00

DATA SET	SYMBOL	CONFIGURATION DESCRIPTION	ALPHA	LAMBDA	RT.CRD	SEMSPN
(SXA108)	○	MDAC 261/AEDC 52 BODY-TAIL. BIT15 (TAIL FIN. T1)	.000	.500	4.996	1.875
(SXA110)	□	MDAC 261/AEDC 52 BODY-TAIL. BIT15 (TAIL FIN. T1)	2.000	.500	4.996	1.875
(SXA111)	◇	MDAC 261/AEDC 52 BODY-TAIL. BIT15 (TAIL FIN. T1)	4.100	.500	4.996	1.875
(SXA114)	△	MDAC 261/AEDC 52 BODY-TAIL. BIT15 (TAIL FIN. T1)	10.400	.500	4.996	1.875
(SXA116)	◁	MDAC 261/AEDC 52 BODY-TAIL. BIT15 (TAIL FIN. T1)	14.900	.500	4.996	1.875
(AXABTF)	D	DATA NOT AVAILABLE	20.000	.500	4.996	1.875

REFERENCE INFORMATION		
SREF	7.0240	SQ. IN.
LREF	4.9960	IN.
BREF	1.8750	IN.
XMRP	.5500	IN.
YMRP	.0000	IN.
ZMRP	.0000	IN.
SCALE	.0000	

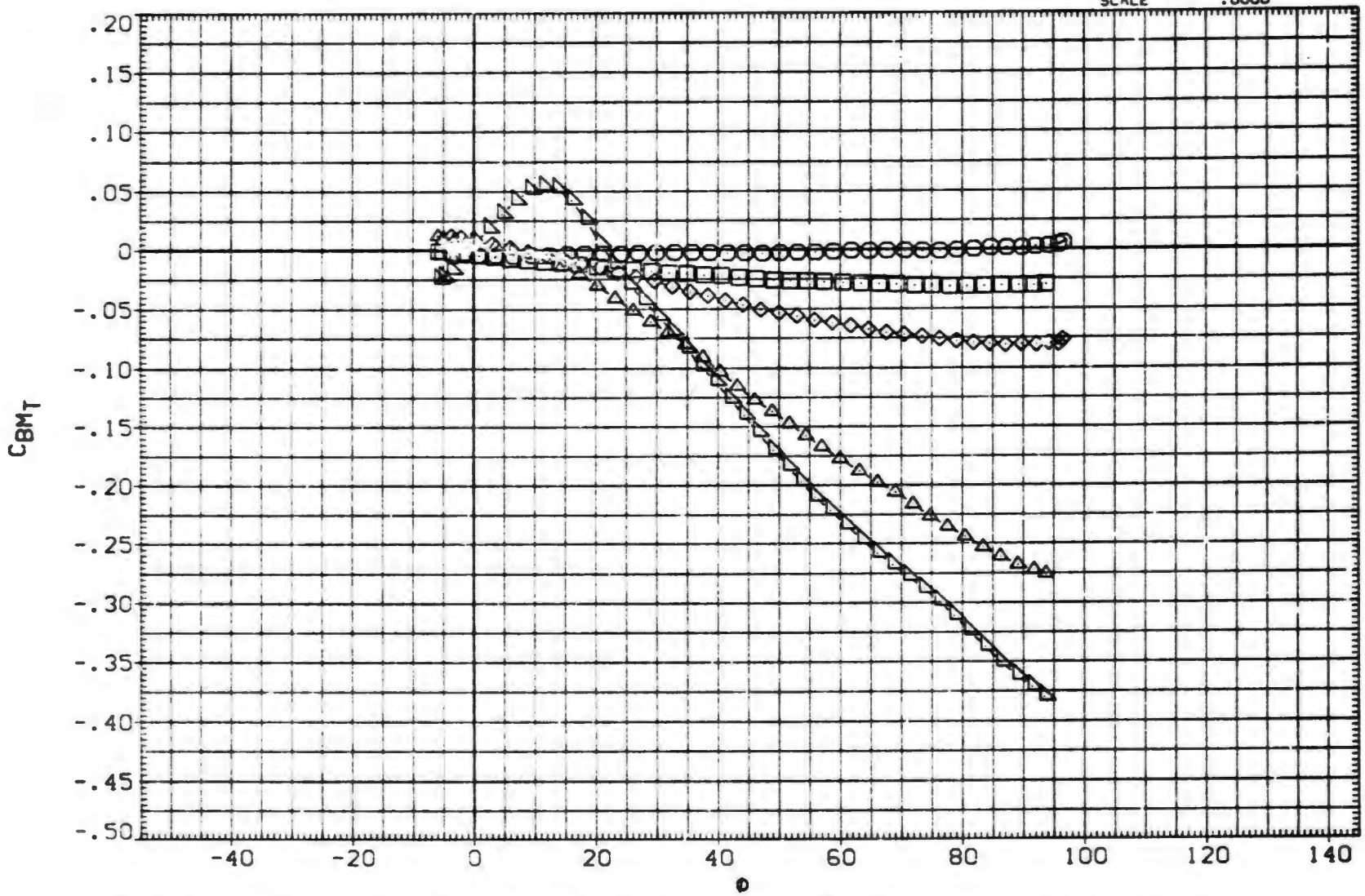

FIN AERODYNAMIC CHARACTERISTICS AS A FUNCTION OF ROLL ANGLE. BIT15 (FIN 1)

(C)MACH = 1.21

DATA SET	SYMBOL	CONFIGURATION DESCRIPTION	ALPHA	LAMBDA	RT.CRD	SEMSPN
(SXA108)	○	MDAC 261/AEDC 52 BODY-TAIL. B1T15 (TAIL FIN. T1)	.000	.500	4.996	1.875
(SXA110)	□	MDAC 261/AEDC 52 BODY-TAIL. B1T15 (TAIL FIN. T1)	2.000	.500	4.996	1.875
(SXA111)	◇	DATA NOT AVAILABLE	4.100	.500	4.996	1.875
(SXA114)	△	MDAC 261/AEDC 52 BODY-TAIL. B1T15 (TAIL FIN. T1)	10.400	.500	4.996	1.875
(SXA116)	◺	MDAC 261/AEDC 52 BODY-TAIL. B1T15 (TAIL FIN. T1)	14.900	.500	4.996	1.875
(AXABTF)	◸	MDAC 261/AEDC 52 BODY-TAIL. B1T15 (TAIL FIN. T1)	20.000	.500	4.996	1.875

REFERENCE INFORMATION

SREF	7.0240	SQ. IN.
LREF	4.9960	IN.
BREF	1.8750	IN.
XMRP	.5500	IN.
YMRP	.0000	IN.
ZMRP	.0000	IN.
SCALE	.0000	

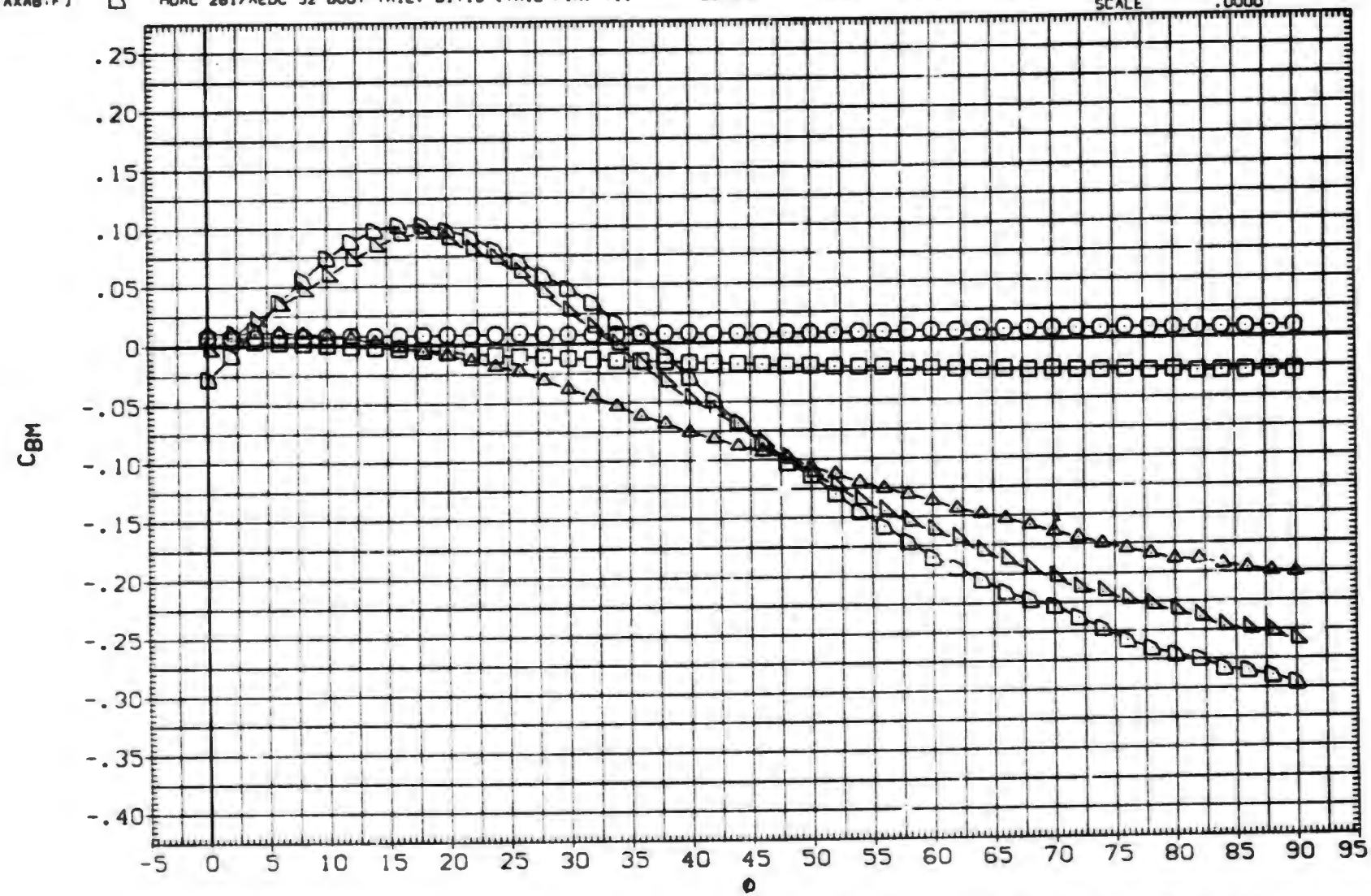

FIN AERODYNAMIC CHARACTERISTICS AS A FUNCTION OF ROLL ANGLE. B1T15 (FIN 1)

(D)MACH = 1.76

DATA SET	SYMBOL	CONFIGURATION DESCRIPTION	ALPHA	LAMBDA	RT.CRD	SEMSPN
(SXA108)	○	MDAC 261/AEDC 52 BODY-TAIL. BIT15 (TAIL FIN. T1)	.000	.500	4.996	1.875
(SXA110)	□	MDAC 261/AEDC 52 BODY-TAIL. BIT15 (TAIL FIN. T1)	2.000	.500	4.996	1.875
(SXA111)	◇	MDAC 261/AEDC 52 BODY-TAIL. BIT15 (TAIL FIN. T1)	4.100	.500	4.996	1.875
(SXA114)	△	MDAC 261/AEDC 52 BODY-TAIL. BIT15 (TAIL FIN. T1)	10.400	.500	4.996	1.875
(SXA116)	◺	MDAC 261/AEDC 52 BODY-TAIL. BIT15 (TAIL FIN. T1)	14.900	.500	4.996	1.875
(AXABTF)	◸	MDAC 261/AEDC 52 BODY-TAIL. BIT15 (TAIL FIN. T1)	20.000	.500	4.996	1.875

REFERENCE INFORMATION

SREF	7.0240	SQ. IN.
LREF	4.9960	IN.
BREF	1.8750	IN.
XMRP	.5500	IN.
YMRP	.0000	IN.
ZMRP	.0000	IN.
SCALE	.0000	

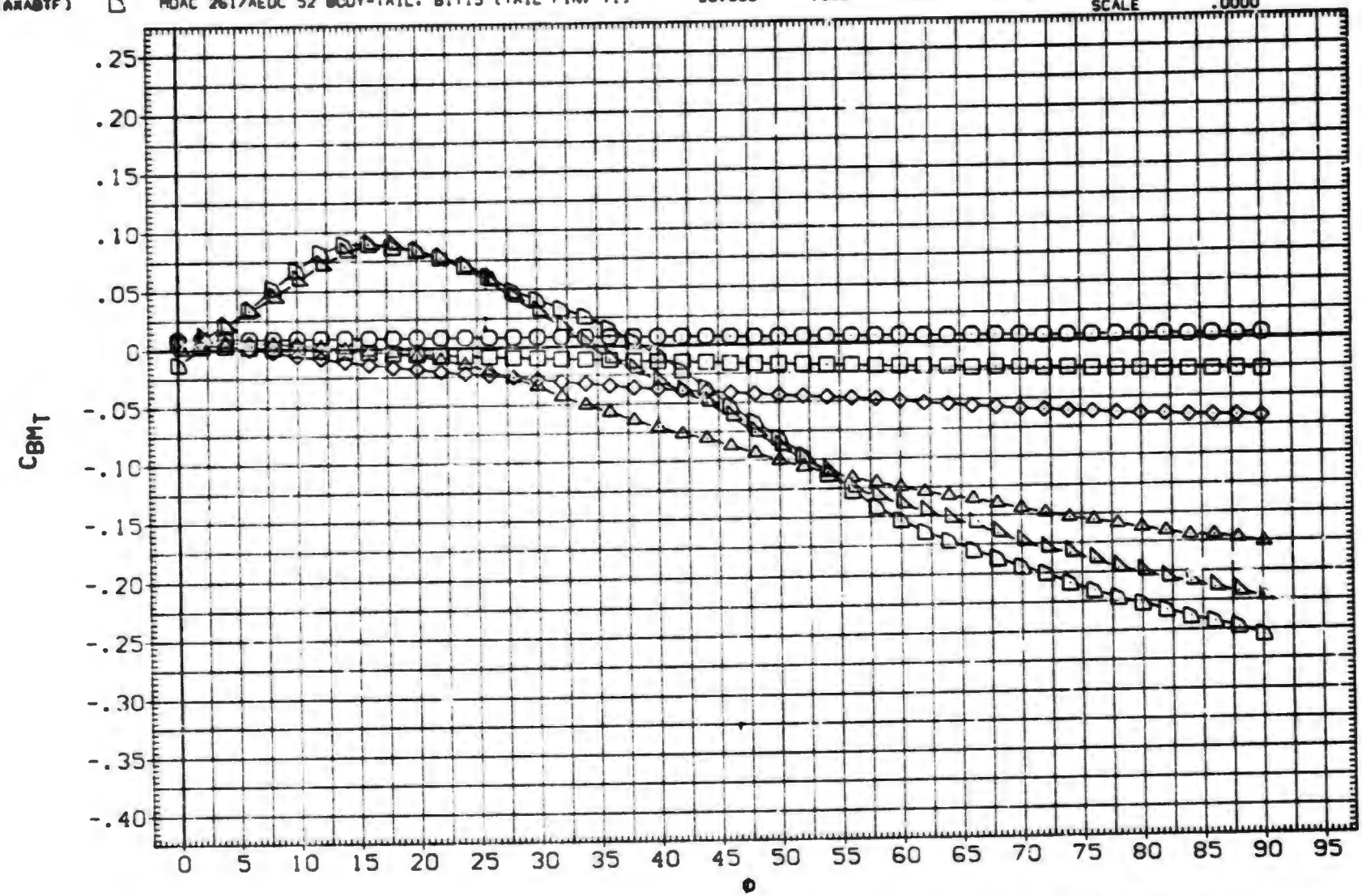

FIN AERODYNAMIC CHARACTERISTICS AS A FUNCTION OF ROLL ANGLE. BIT15 (FIN 1)

(E)MACH = 2.00

DATA SET	SYMBOL	CONFIGURATION DESCRIPTION	ALPHA	LAMBDA	RT.CRD	SEMSPN
(SXA108)	○	MDAC 261/AEDC 52 BODY-TAIL. BIT15 (TAIL FIN. T1)	.000	.500	4.996	1.875
(SXA110)	□	MDAC 261/AEDC 52 BODY-TAIL. BIT15 (TAIL FIN. T1)	2.000	.500	4.996	1.875
(SXA111)	◇	MDAC 261/AEDC 52 BODY-TAIL. BIT15 (TAIL FIN. T1)	4.100	.500	4.996	1.875
(SXA114)	△	MDAC 261/AEDC 52 BODY-TAIL. BIT15 (TAIL FIN. T1)	10.400	.500	4.996	1.875
(SXA116)	▷	MDAC 261/AEDC 52 BODY-TAIL. BIT15 (TAIL FIN. T1)	14.900	.500	4.996	1.875
(AXABTF)	▷	MDAC 261/AEDC 52 BODY-TAIL. BIT15 (TAIL FIN. T1)	20.000	.500	4.996	1.875

REFERENCE INFORMATION		
SREF	7.0240	SQ. IN.
LREF	4.9960	IN.
BREF	1.8750	IN.
XMRP	.5500	IN.
YMRP	.0000	IN.
ZMRP	.0000	IN.
SCALE	.0000	

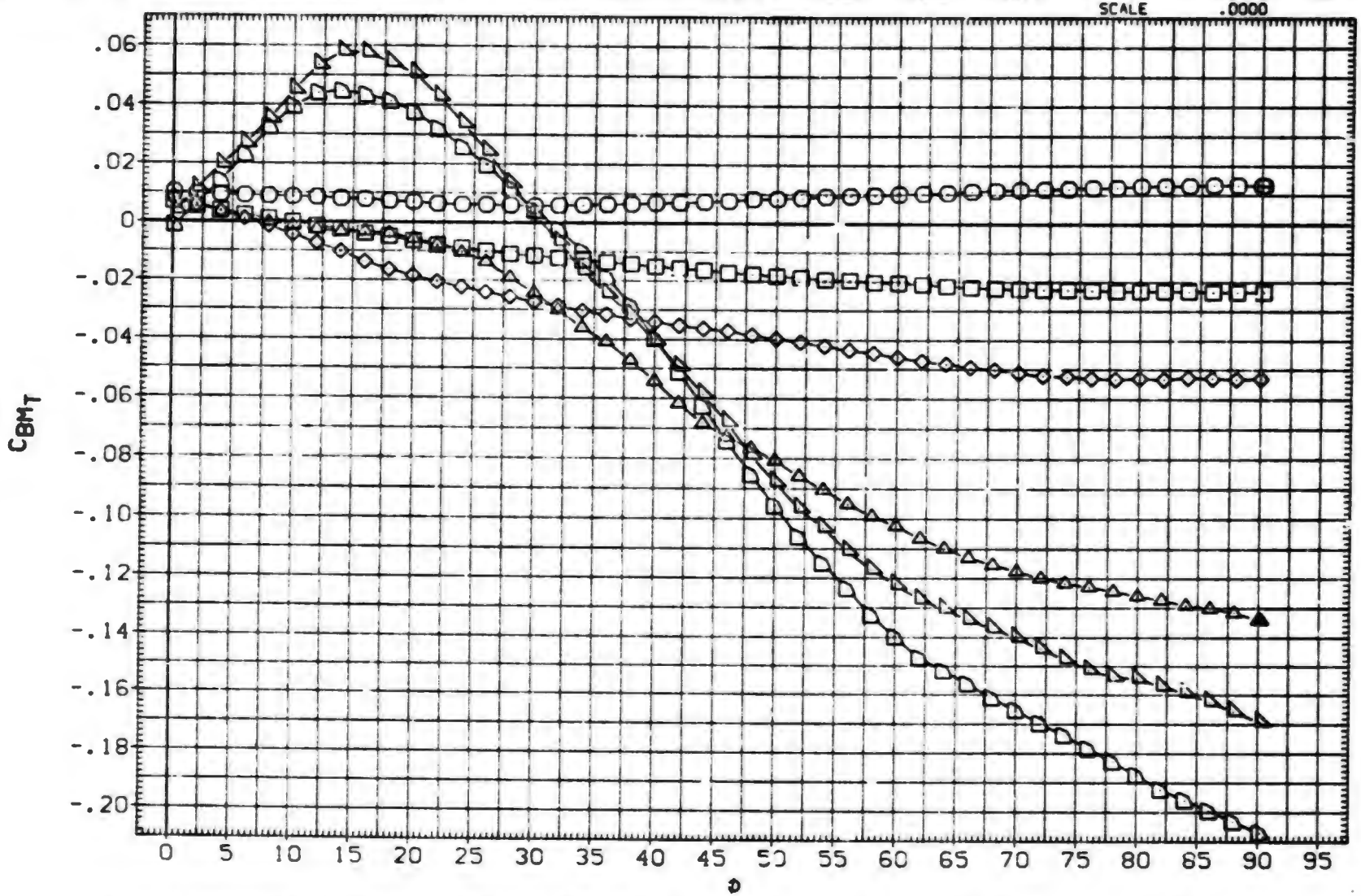

FIN AERODYNAMIC CHARACTERISTICS AS A FUNCTION OF ROLL ANGLE. BIT15 (FIN 1)

(F)MACH = 2.50

DATA SET	SYMBOL	CONFIGURATION DESCRIPTION	ALPHA	LAMBDA	RT.CRD	SEMSPN
(SXA108)	○	MOAC 261/AEDC 52 BODY-TAIL. B1T15 (TAIL FIN. T1)	.000	.500	4.996	1.875
(SXA110)	□	MOAC 261/AEDC 52 BODY-TAIL. B1T15 (TAIL FIN. T1)	2.000	.500	4.996	1.875
(SXA111)	◇	MOAC 261/AEDC 52 BODY-TAIL. B1T15 (TAIL FIN. T1)	4.100	.500	4.996	1.875
(SXA114)	△	MOAC 261/AEDC 52 BODY-TAIL. B1T15 (TAIL FIN. T1)	10.400	.500	4.996	1.875
(SXA116)	◁	MOAC 261/AEDC 52 BODY-TAIL. B1T15 (TAIL FIN. T1)	14.900	.500	4.996	1.875
(AXABTF)	▷	MOAC 261/AEDC 52 BODY-TAIL. B1T15 (TAIL FIN. T1)	20.000	.500	4.996	1.875

REFERENCE INFORMATION

SREF	7.0240	SQ. IN.
LREF	4.9960	IN.
BREF	1.8750	IN.
XMRP	.5500	IN.
YMRP	.0000	IN.
ZMRP	.0000	IN.
SCALE	.0000	

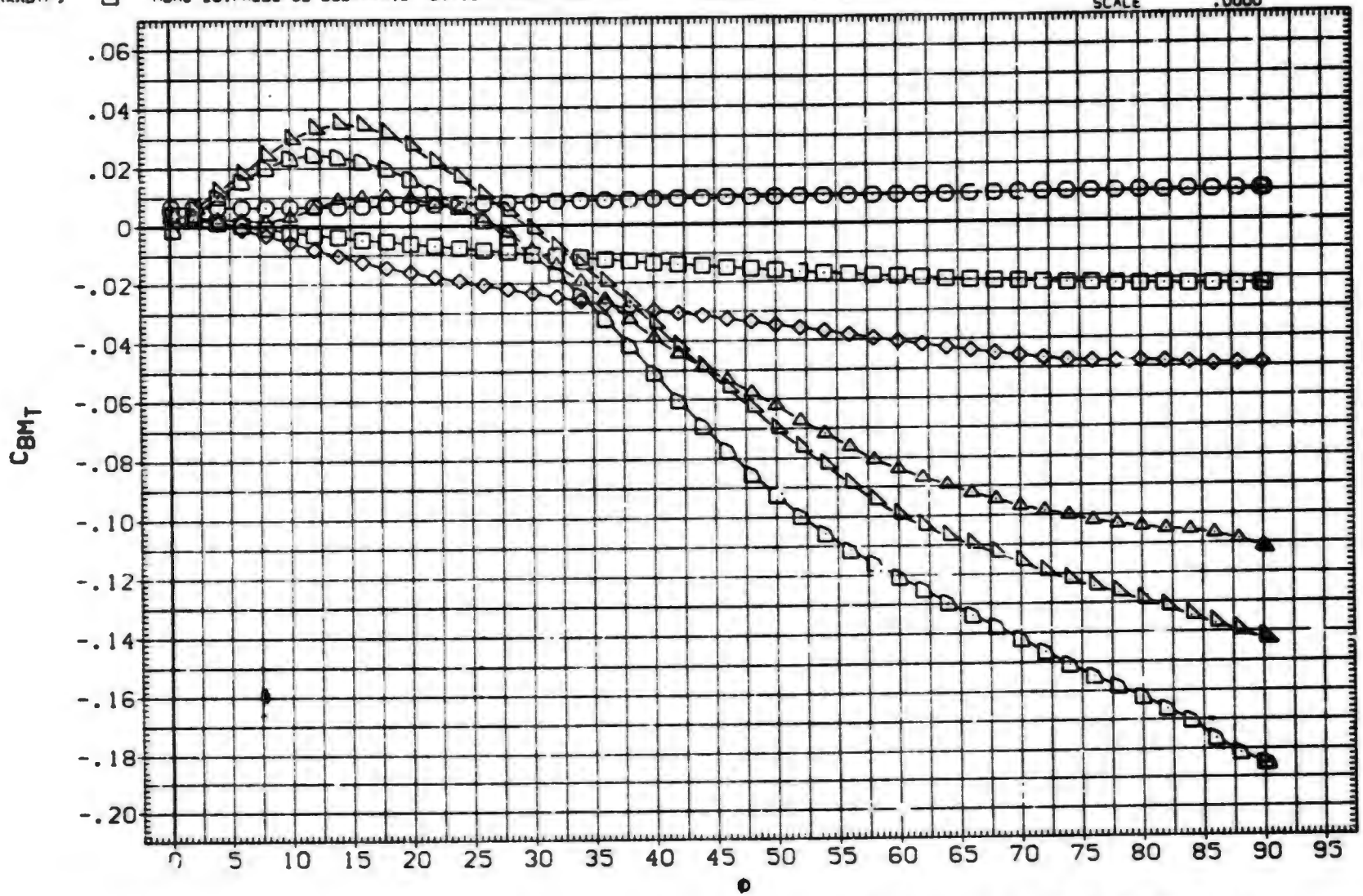

FIN AERODYNAMIC CHARACTERISTICS AS A FUNCTION OF ROLL ANGLE. B1T15 (FIN 1)

(G)MACH = 3.01

DATA SET	SYMBOL	CONFIGURATION DESCRIPTION	ALPHA	LAMBDA	RT.CRD	SEMSPN
(SXA108)	○	MDAC 261/AEDC 52 BODY-TAIL. BIT15 (TAIL FIN. T1)	.000	.500	4.996	1.875
(SXA110)	□	MDAC 261/AEDC 52 BODY-TAIL. BIT15 (TAIL FIN. T1)	2.000	.500	4.996	1.875
(SXA111)	◇	MDAC 261/AEDC 52 BODY-TAIL. BIT15 (TAIL FIN. T1)	4.100	.500	4.996	1.875
(SXA114)	△	MDAC 261/AEDC 52 BODY-TAIL. BIT15 (TAIL FIN. T1)	10.400	.500	4.996	1.875
(SXA116)	◺	MDAC 261/AEDC 52 BODY-TAIL. BIT15 (TAIL FIN. T1)	14.900	.500	4.996	1.875
(AXABTF)	◸	DATA NOT AVAILABLE	20.000	.500	4.996	1.875

REFERENCE INFORMATION

SREF	7.0240	SQ.IN.
LREF	4.9960	IN.
BREF	1.8750	IN.
XMRP	.5500	IN.
YMRP	.0000	IN.
ZMRP	.0000	IN.
SCALE	.0000	

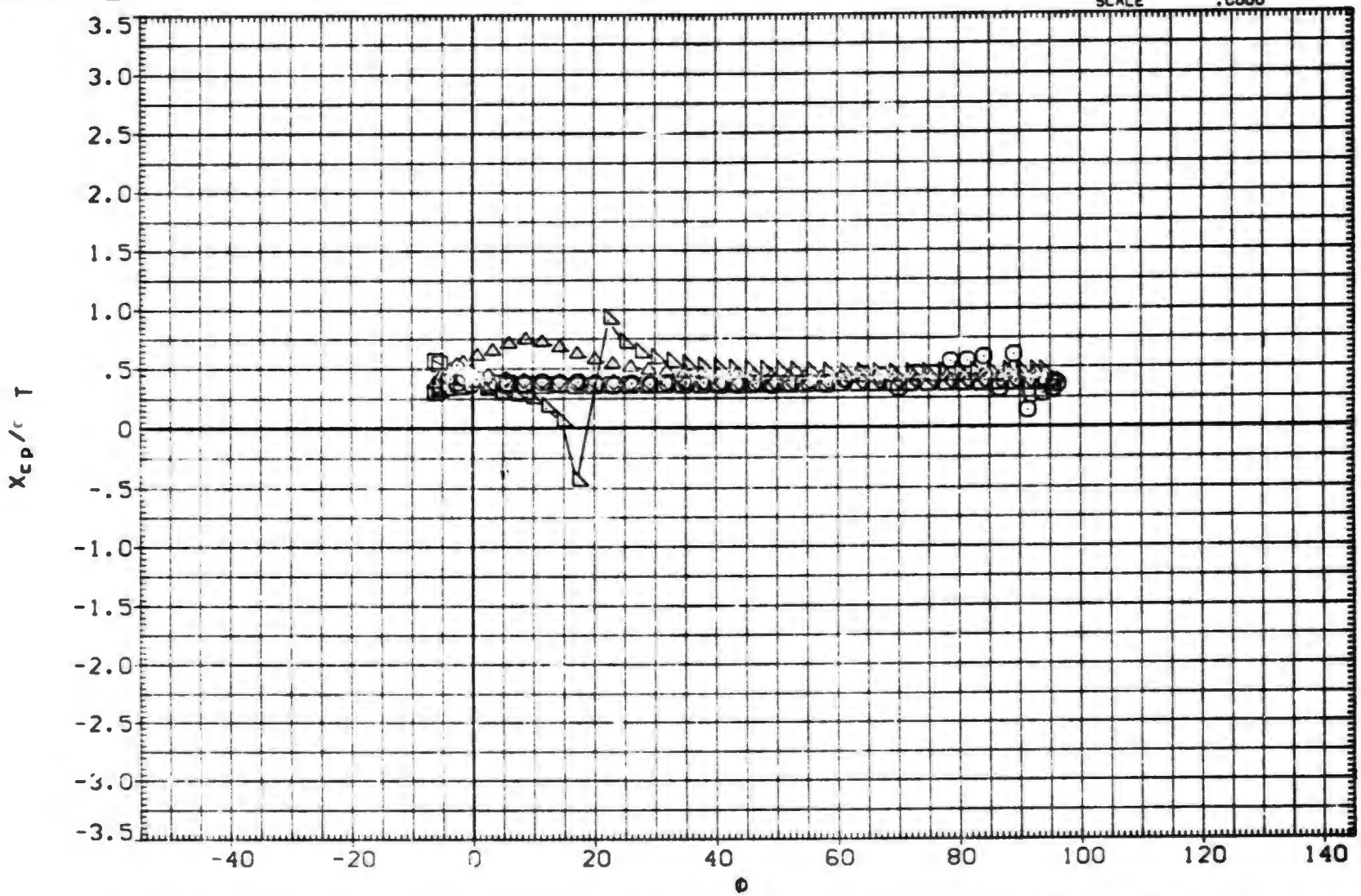

FIN AERODYNAMIC CHARACTERISTICS AS A FUNCTION OF ROLL ANGLE. BIT15 (FIN 1)

(A)MACH = .79

DATA SET	SYMBOL	CONFIGURATION DESCRIPTION	ALPHA	LAMBDA	RT.CRD	SEMSPN
(SXA108)	○	MDAC 261/AEDC 52 BODY-TAIL. BIT15 (TAIL FIN. T1)	.000	.500	4.996	1.875
(SXA110)	□	MDAC 261/AEDC 52 BODY-TAIL. BIT15 (TAIL FIN. T1)	2.000	.500	4.996	1.875
(SXA111)	◇	MDAC 261/AEDC 52 BODY-TAIL. BIT15 (TAIL FIN. T1)	4.100	.500	4.996	1.875
(SXA114)	△	MDAC 261/AEDC 52 BODY-TAIL. BIT15 (TAIL FIN. T1)	10.400	.500	4.996	1.875
(SXA116)	▷	MDAC 261/AEDC 52 BODY-TAIL. BIT15 (TAIL FIN. T1)	14.900	.500	4.996	1.875
(AXABTF)	D	DATA NOT AVAILABLE	20.000	.500	4.996	1.875

REFERENCE INFORMATION		
SREF	7.0240	SQ. IN.
LREF	4.9960	IN.
BREF	1.8750	IN.
XMRP	.5500	IN.
YMRP	.0000	IN.
ZMRP	.0000	IN.
SCALE	.0000	

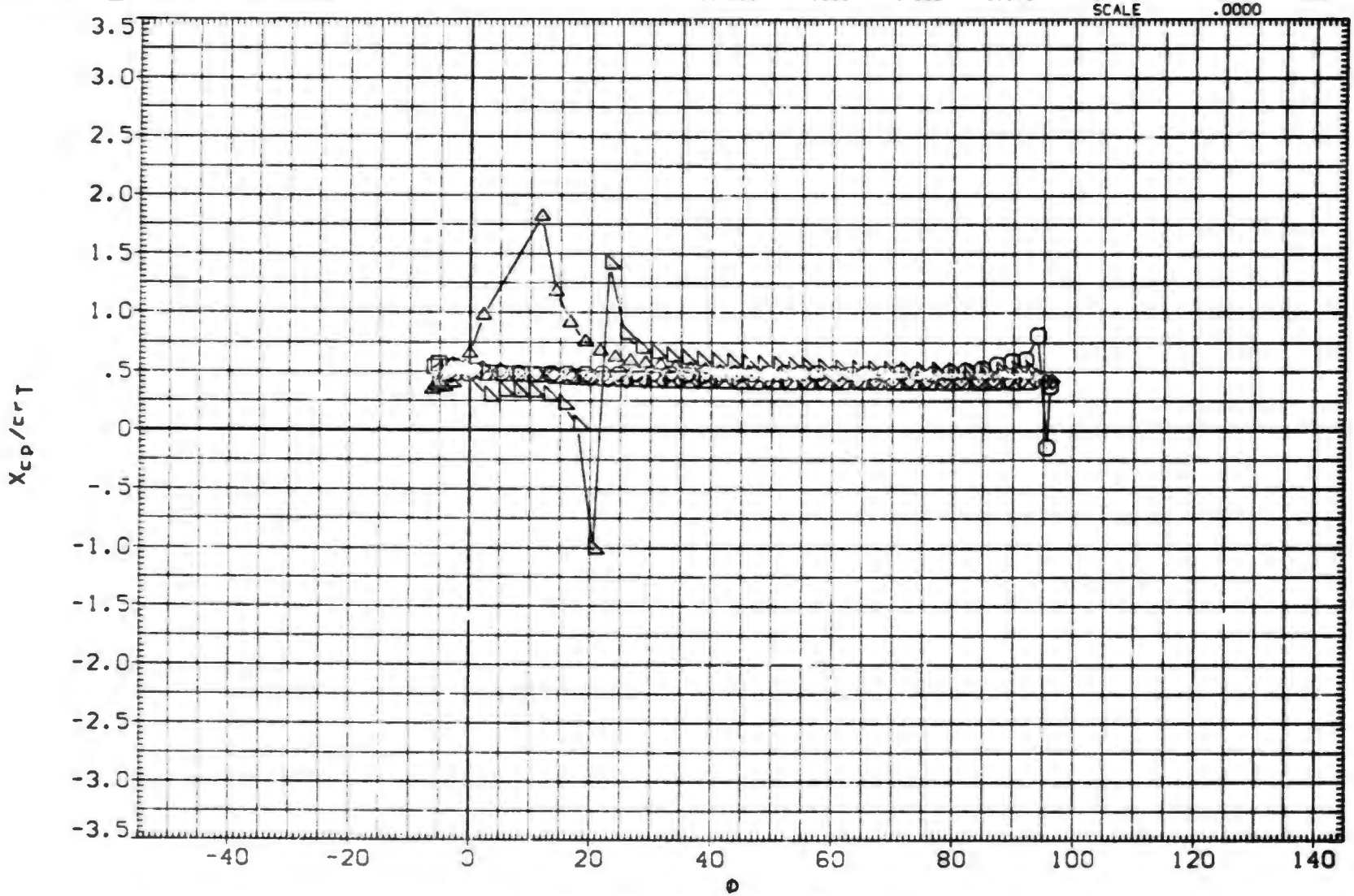

FIN AERODYNAMIC CHARACTERISTICS AS A FUNCTION OF ROLL ANGLE. BIT15 (FIN 1)

(B)MACH = 1.00

DATA SET	SYMBOL	CONFIGURATION DESCRIPTION	ALPHA	LAMBDA	RT.CRD	SEMSPN
(SXA108)	○	MDAC 261/AEDC 52 BODY-TAIL. B1T15 (TAIL FIN. T1)	.000	.500	4.996	1.875
(SXA110)	□	MDAC 261/AEDC 52 BODY-TAIL. B1T15 (TAIL FIN. T1)	2.000	.500	4.996	1.875
(SXA111)	◇	MDAC 261/AEDC 52 BODY-TAIL. B1T15 (TAIL FIN. T1)	4.100	.500	4.996	1.875
(SXA114)	△	MDAC 261/AEDC 52 BODY-TAIL. B1T15 (TAIL FIN. T1)	10.400	.500	4.996	1.875
(SXA116)	▷	MDAC 261/AEDC 52 BODY-TAIL. B1T15 (TAIL FIN. T1)	14.900	.500	4.996	1.875
(AXABTF)	D	DATA NOT AVAILABLE	20.000	.500	4.996	1.875

REFERENCE INFORMATION

SREF	7.0240	SQ.IN.
LREF	4.9960	IN.
BREF	1.8750	IN.
XMRP	.5500	IN.
YMRP	.0000	IN.
ZMRP	.0000	IN.
SCALE	.0000	

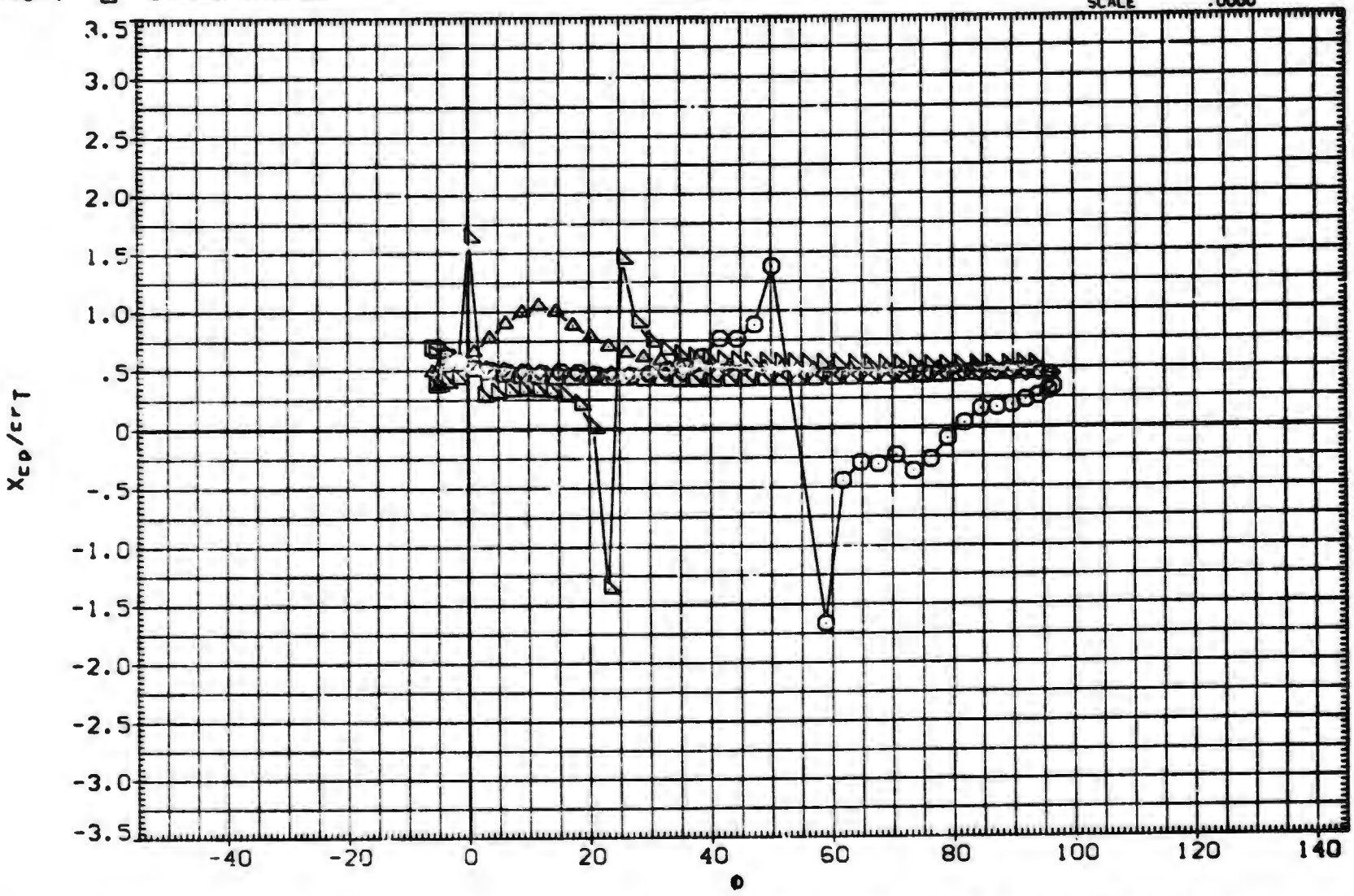

FIN AERODYNAMIC CHARACTERISTICS AS A FUNCTION OF ROLL ANGLE. B1T15 (FIN 1)

(C)MACH = 1.21

DATA SET	SYMBOL	CONFIGURATION DESCRIPTION	ALPHA	LAMBDA	RT.CRD	SEMSPN
(SXA108)	○	MDAC 261/AEDC 52 BODY-TAIL. B1T15 (TAIL FIN. T1)	.000	.500	4.996	1.875
(SXA110)	□	MDAC 261/AEDC 52 BODY-TAIL. B1T15 (TAIL FIN. T1)	2.000	.500	4.996	1.875
(SXA111)	◇	DATA NOT AVAILABLE	4.100	.500	4.996	1.875
(SXA114)	◁	MDAC 261/AEDC 52 BODY-TAIL. B1T15 (TAIL FIN. T1)	10.400	.500	4.996	1.875
(SXA116)	▷	MDAC 261/AEDC 52 BODY-TAIL. B1T15 (TAIL FIN. T1)	14.900	.500	4.996	1.875
(AXABTF)	△	MDAC 261/AEDC 52 BODY-TAIL. B1T15 (TAIL FIN. T1)	20.000	.500	4.996	1.875

REFERENCE INFORMATION

SREF	7.0240	SQ. IN.
LREF	4.9960	IN.
BREF	1.8750	IN.
XMRP	.5500	IN.
YMRP	.0000	IN.
ZMRP	.0000	IN.
SCALE	.0000	

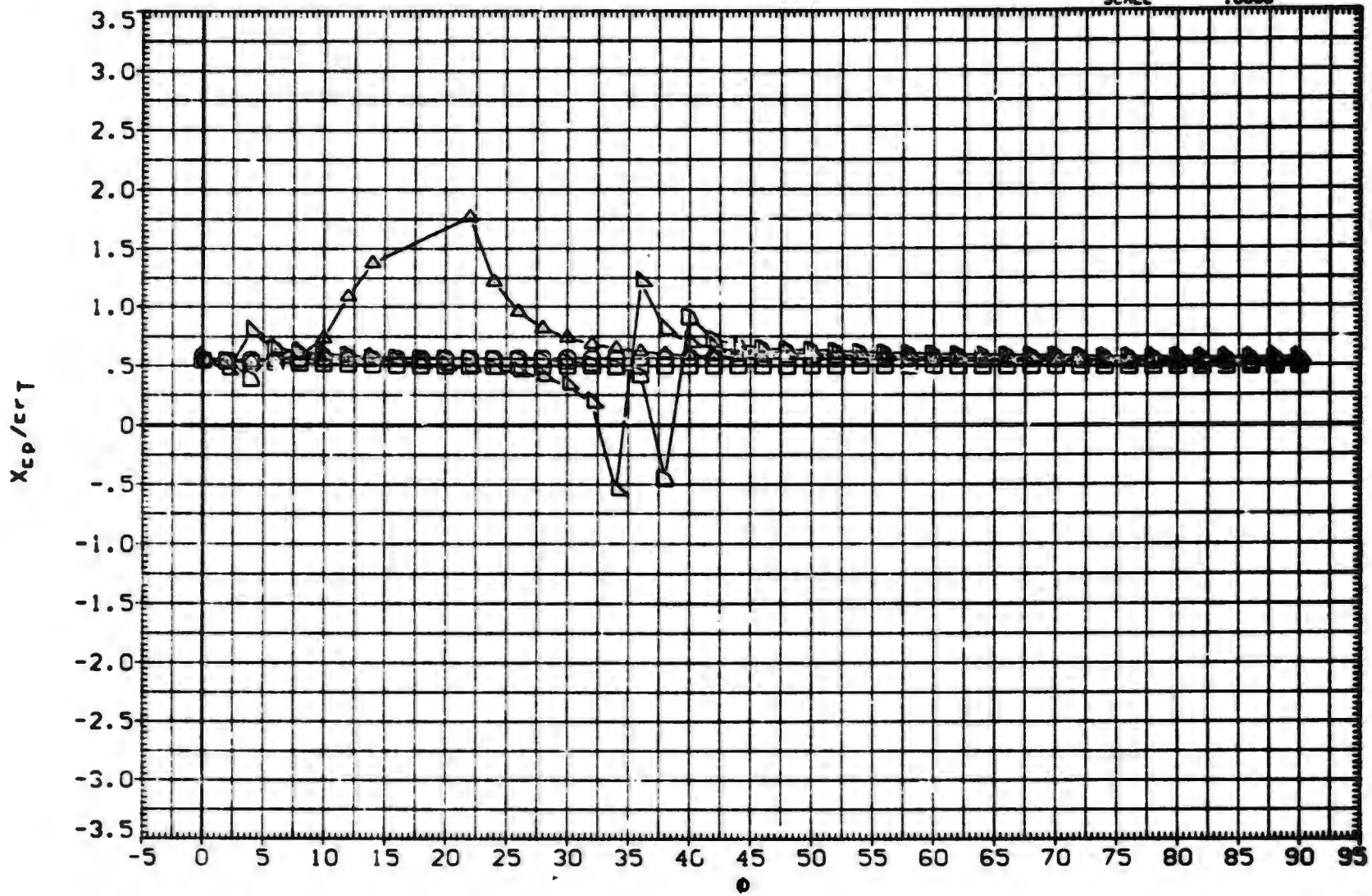

FIN AERODYNAMIC CHARACTERISTICS AS A FUNCTION OF ROLL ANGLE. B'T15 (FIN 1)

(D)MACH = 1.76

DATA SET	SYMBOL	CONFIGURATION DESCRIPTION	ALPHA	LAMBDA	RT.CRD	SEMSPN
(SXA108)	○	MDAC 261/AEDC 52 BODY-TAIL. B1T15 (TAIL FIN. T1)	.000	.500	4.996	1.875
(SXA110)	□	MDAC 261/AEDC 52 BODY-TAIL. B1T15 (TAIL FIN. T1)	2.000	.500	4.996	1.875
(SXA111)	◇	MDAC 261/AEDC 52 BODY-TAIL. B1T15 (TAIL FIN. T1)	4.100	.500	4.996	1.875
(SXA114)	◁	MDAC 261/AEDC 52 BODY-TAIL. B1T15 (TAIL FIN. T1)	10.400	.500	4.996	1.875
(SXA116)	△	MDAC 261/AEDC 52 BODY-TAIL. B1T15 (TAIL FIN. T1)	14.900	.500	4.996	1.875
(AXABTF)	▷	MDAC 261/AEDC 52 BODY-TAIL. B1T15 (TAIL FIN. T1)	20.000	.500	4.996	1.875

REFERENCE INFORMATION

SREF	7.0240	SQ.IN.
LREF	4.9960	IN.
BREF	1.8750	IN.
XMRP	.9500	IN.
YMRP	.0000	IN.
ZMRP	.0000	IN.
SCALE	.0000	

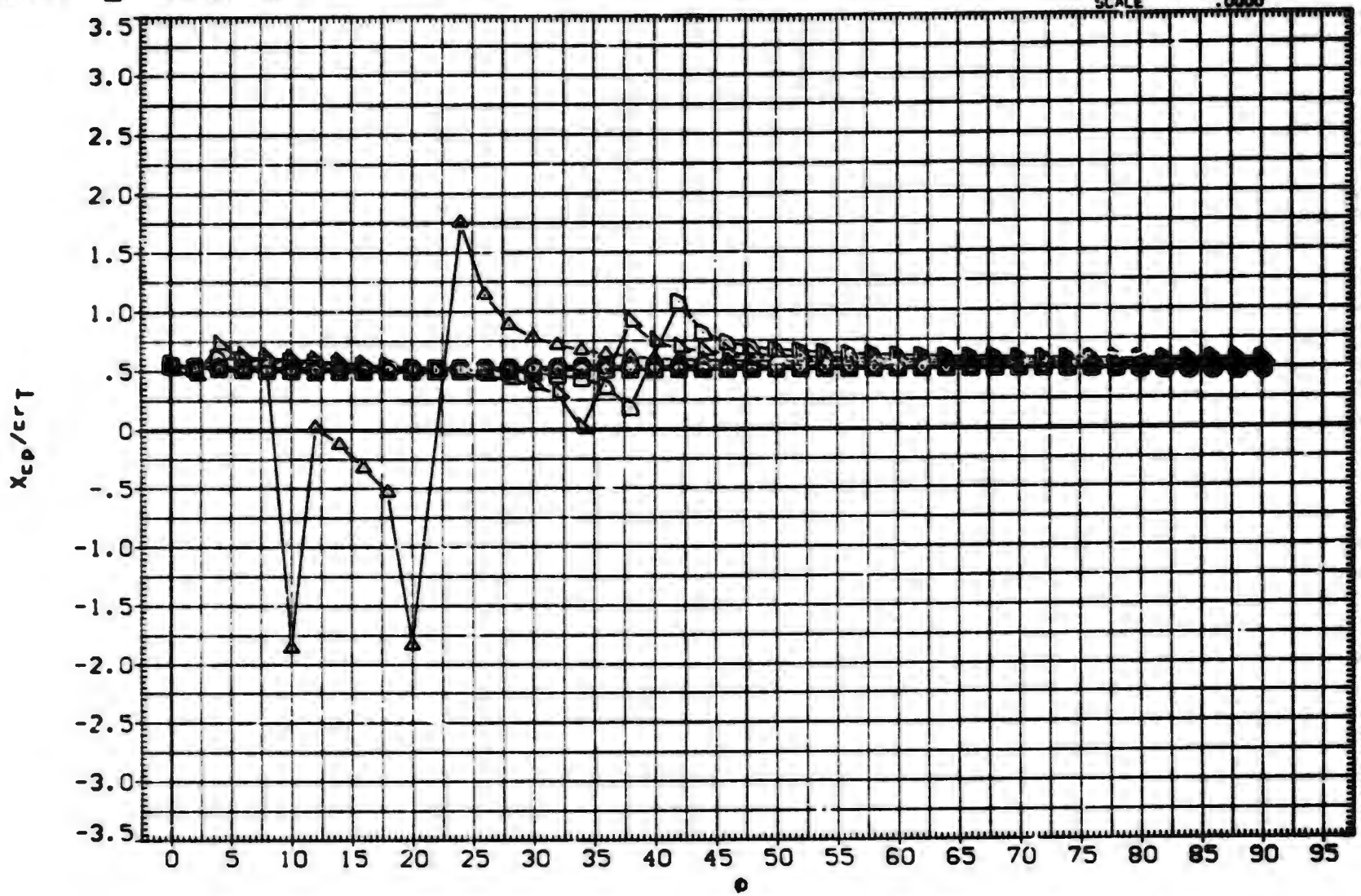

FIN AERODYNAMIC CHARACTERISTICS AS A FUNCTION OF ROLL ANGLE. B1T15 (FIN 1)

(E)MACH = 2.00

DATA SET	SYMBOL	CONFIGURATION DESCRIPTION	A: PH..	LAMBDA	RT.CRD	SEMSPN
(SXA108)	○	MDAC 261/AEDC 52 BODY-TAIL. B1T15 (TAIL FIN. T1)	.000	.500	4.996	1.875
(SXA110)	□	MDAC 261/AEDC 52 BODY-TAIL. B1T15 (TAIL FIN. T1)	2.000	.500	4.996	1.875
(SXA111)	◇	MDAC 261/AEDC 52 BODY-TAIL. B1T15 (TAIL FIN. T1)	4.100	.500	4.996	1.875
(SXA114)	△	MDAC 261/AEDC 52 BODY-TAIL. B1T15 (TAIL FIN. T1)	10.400	.500	4.996	1.875
(SXA116)	◁	MDAC 261/AEDC 52 BODY-TAIL. B1T15 (TAIL FIN. T1)	14.900	.500	4.996	1.875
(AXABTF)	▷	MDAC 261/AEDC 52 BODY-TAIL. B1T15 (TAIL FIN. T1)	20.000	.500	4.996	1.875

REFERENCE INFORMATION		
SREF	7.0240	SQ. IN.
LREF	4.9960	IN.
BREF	1.8750	IN.
XMRP	.5500	IN.
YMRP	.0000	IN.
ZMRP	.0000	IN.
SCALE	.0000	

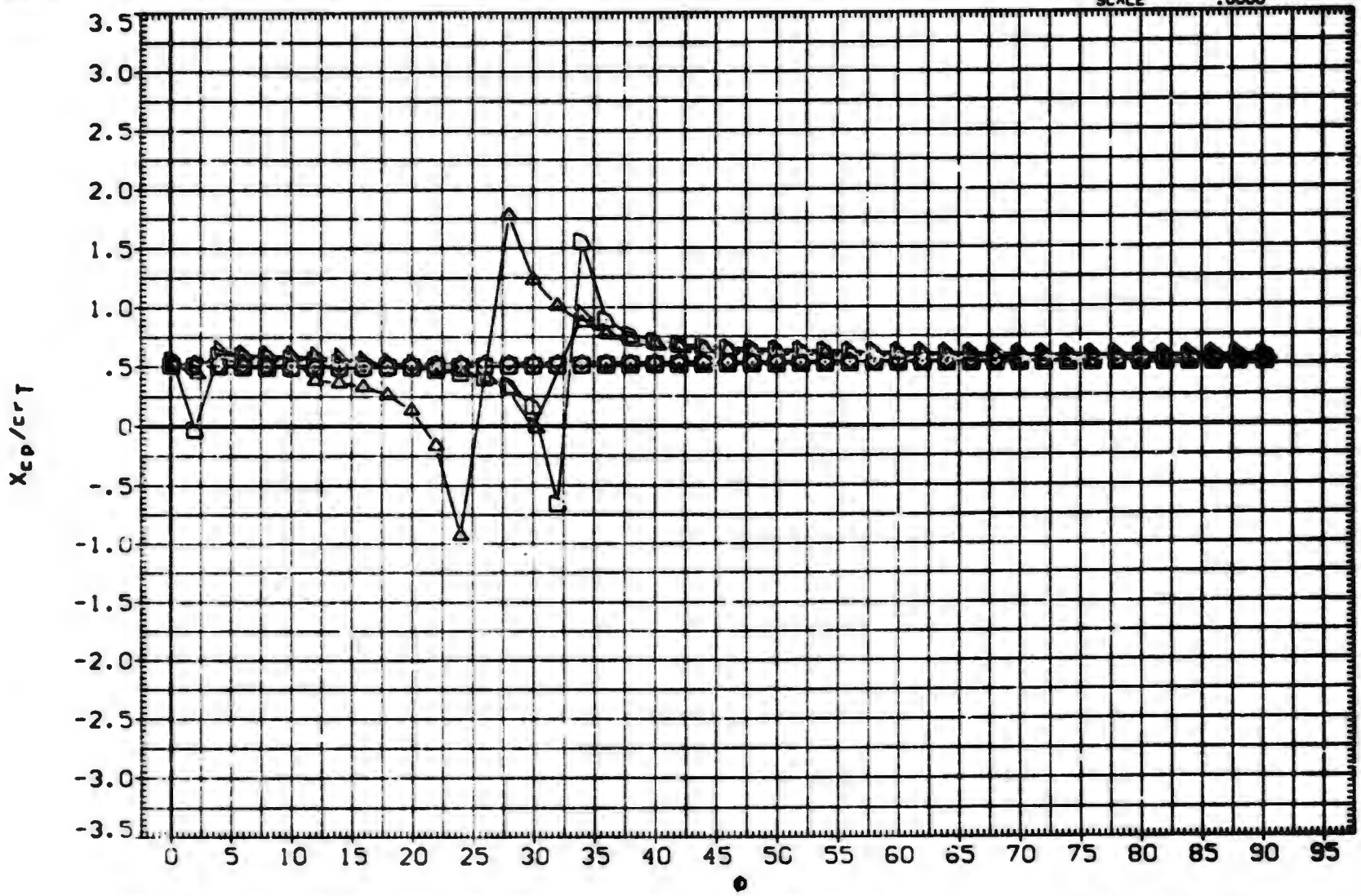

FIN AERODYNAMIC CHARACTERISTICS AS A FUNCTION OF ROLL ANGLE. B1T15 (FIN 1)

(F)MACH = 2.50

DATA SET	SYMBOL	CONFIGURATION DESCRIPTION	ALPHA	LAMBDA	RT.CRD	SEMSPN
(SXA108)	○	MDAC 261/AEDC 52 BODY-TAIL. BIT15 (TAIL FIN. T1)	.000	.500	4.996	1.875
(SXA110)	□	MDAC 261/AEDC 52 BODY-TAIL. BIT15 (TAIL FIN. T1)	2.000	.500	4.996	1.875
(SXA111)	◇	MDAC 261/AEDC 52 BODY-TAIL. BIT15 (TAIL FIN. T1)	4.100	.500	4.996	1.875
(SXA114)	◁	MDAC 261/AEDC 52 BODY-TAIL. BIT15 (TAIL FIN. T1)	10.400	.500	4.996	1.875
(SXA116)	▷	MDAC 261/AEDC 52 BODY-TAIL. BIT15 (TAIL FIN. T1)	14.900	.500	4.996	1.875
(AXABTF)	△	MDAC 261/AEDC 52 BODY-TAIL. BIT15 (TAIL FIN. T1)	20.000	.500	4.996	1.875

REFERENCE INFORMATION		
SREF	7.0240	90. IN.
LREF	4.9960	IN.
BREF	1.8750	IN.
XMRP	.5500	IN.
YMRP	.0000	IN.
ZMRP	.0000	IN.
SCALE	.0000	

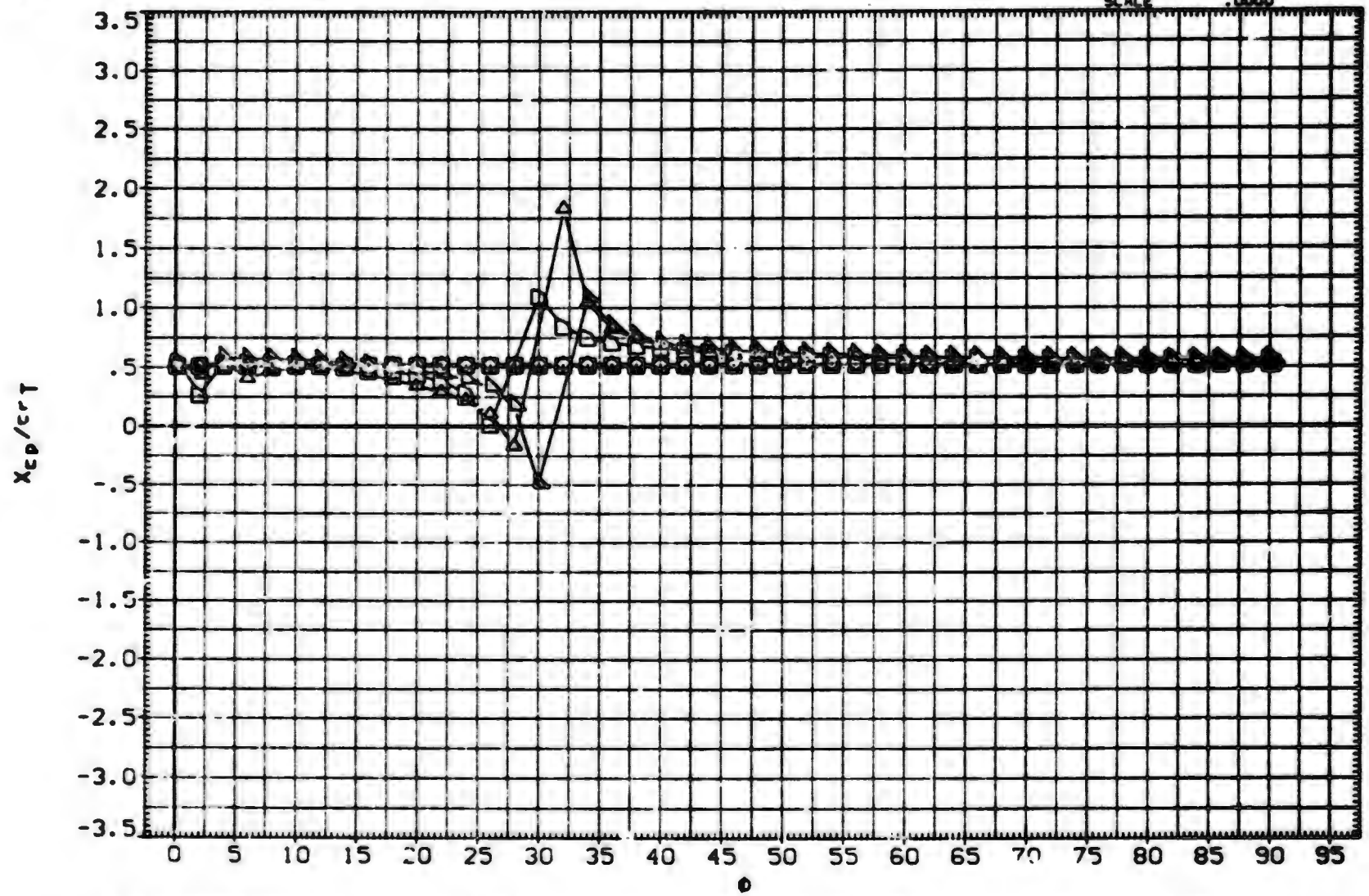

FIN AERODYNAMIC CHARACTERISTICS AS A FUNCTION OF ROLL ANGLE. BIT15 (FIN 1)

(G)MACH = 3.01

DATA SET	SYMBOL	CONFIGURATION DESCRIPTION	ALPHA	LAMBDA	RT.CRD	SEMSPN
(SXA108)	○	MDAC 261/AEDC 52 BODY-TAIL. B1T15 (TAIL FIN. T1)	.000	.500	4.996	1.875
(SXA110)	□	MDAC 261/AEDC 52 BODY-TAIL. B1T15 (TAIL FIN. T1)	2.000	.500	4.996	1.875
(SXA111)	◇	MDAC 261/AEDC 52 BODY-TAIL. B1T15 (TAIL FIN. T1)	4.100	.500	4.996	1.875
(SXA114)	△	MDAC 261/AEDC 52 BODY-TAIL. B1T15 (TAIL FIN. T1)	10.400	.500	4.996	1.875
(SXA116)	◁	MDAC 261/AEDC 52 BODY-TAIL. B1T15 (TAIL FIN. T1)	14.900	.500	4.996	1.875
(AXABTF)	▷	DATA NOT AVAILABLE	20.000	.500	4.996	1.875

REFERENCE INFORMATION		
SREF	7.0240	SQ.IN.
LREF	4.9960	IN.
BREF	1.8750	IN.
XMRP	.5500	IN.
YMRP	.0000	IN.
ZMRP	.0000	IN.
SCALE	.0000	

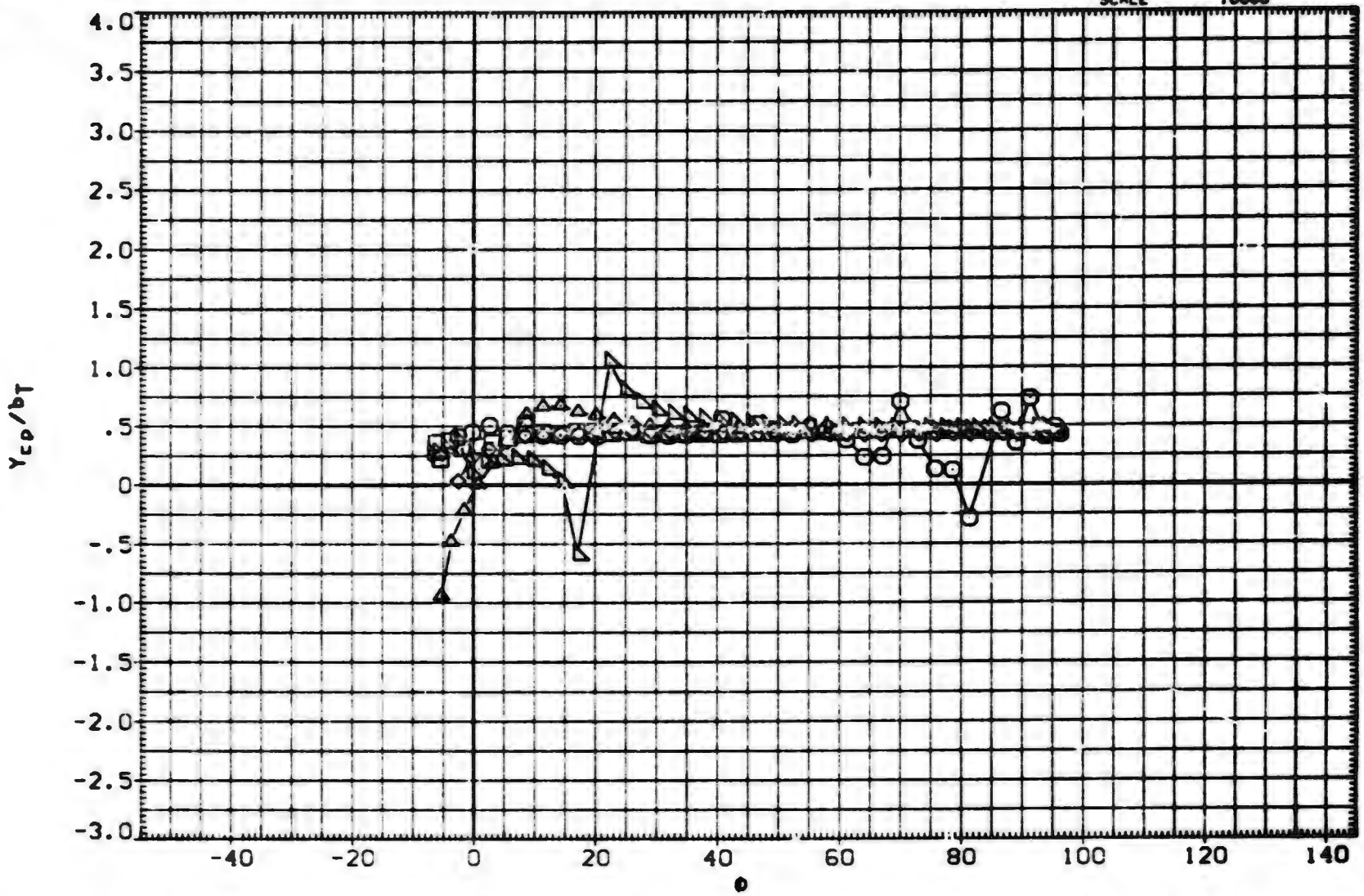

FIN AERODYNAMIC CHARACTERISTICS AS A FUNCTION OF ROLL ANGLE. B1T15 (FIN 1)

(A)MACH = .79

DATA SET	SYMBOL	CONFIGURATION DESCRIPTION	ALPHA	LAMBDA	RT.CRD	SEMSPN
(SXA108)	○	MDAC 261/AEDC 52 BODY-TAIL. BIT15 (TAIL FIN. T1)	.000	.500	4.996	1.875
(SXA110)	□	MDAC 261/AEDC 52 BODY-TAIL. BIT15 (TAIL FIN. T1)	2.000	.500	4.996	1.875
(SXA111)	◇	MDAC 261/AEDC 52 BODY-TAIL. BIT15 (TAIL FIN. T1)	4.100	.500	4.996	1.875
(SXA114)	△	MDAC 261/AEDC 52 BODY-TAIL. BIT15 (TAIL FIN. T1)	10.400	.500	4.996	1.875
(SXA116)	▷	MDAC 261/AEDC 52 BODY-TAIL. BIT15 (TAIL FIN. T1)	14.900	.500	4.996	1.875
(AXABTF)	▱	DATA NOT AVAILABLE	20.000	.500	4.996	1.875

REFERENCE INFORMATION		
SREF	7.0240	90.IN.
LREF	4.9960	IN.
BREF	1.8750	IN.
XMRP	.5500	IN.
YMRP	.0000	IN.
ZMRP	.0000	IN.
SCALE	.0000	

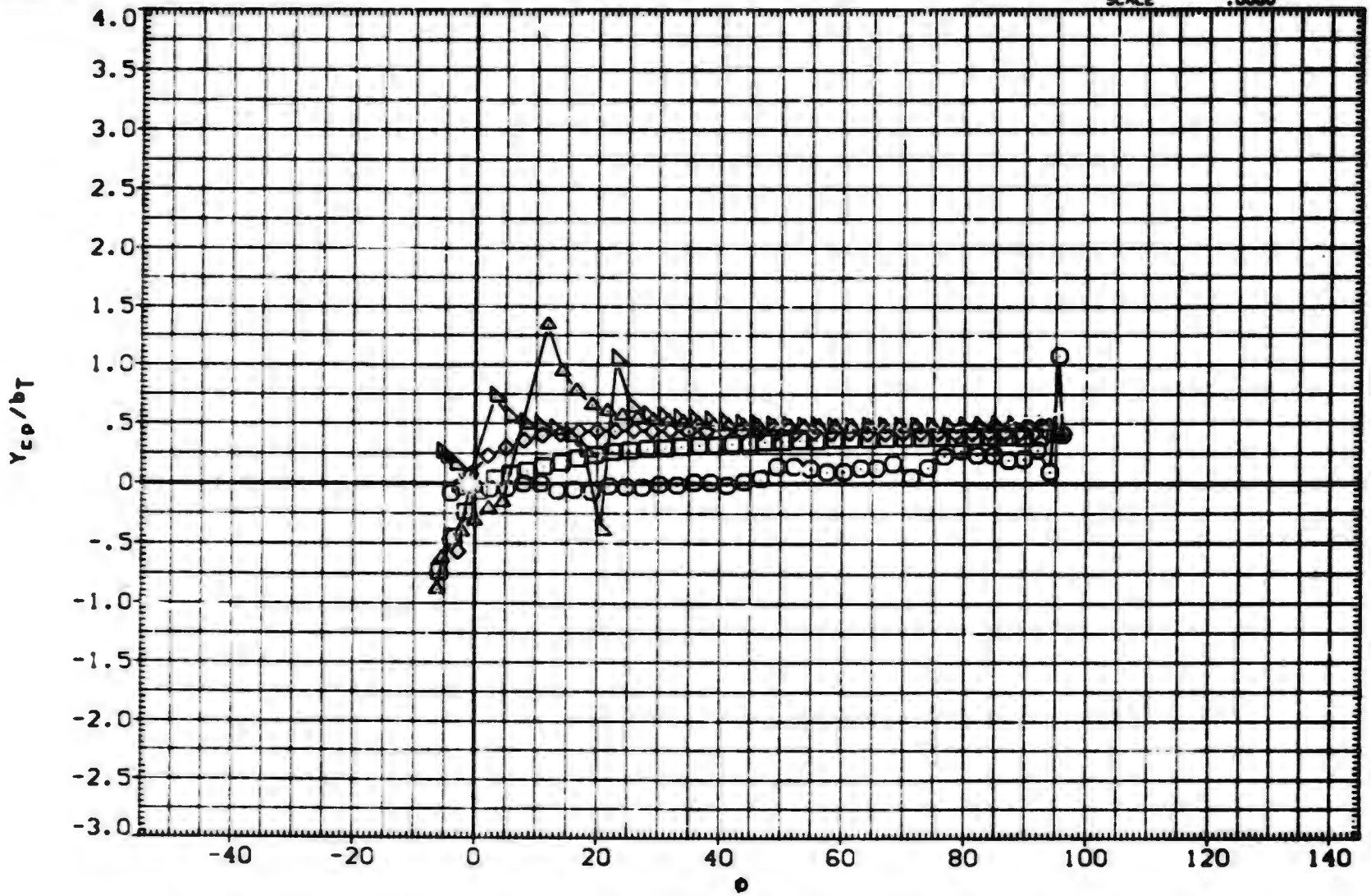

FIN AERODYNAMIC CHARACTERISTICS AS A FUNCTION OF ROLL ANGLE. BIT15 (FIN 1)

(B)MACH = 1.00

DATA SET	SYMBOL	CONFIGURATION DESCRIPTION	ALPHA	LAMBDA	RT.CRD	SEMSPN
(SXA108)	○	MDAC 261/AEDC 52 BODY-TAIL. B1T15 (TAIL FIN. T1)	.000	.500	4.996	1.875
(SXA110)	□	MDAC 261/AEDC 52 BODY-TAIL. B1T15 (TAIL FIN. T1)	2.000	.500	4.996	1.875
(SXA111)	◇	MDAC 261/AEDC 52 BODY-TAIL. B1T15 (TAIL FIN. T1)	4.100	.500	4.996	1.875
(SXA114)	△	MDAC 261/AEDC 52 BODY-TAIL. B1T15 (TAIL FIN. T1)	10.400	.500	4.996	1.875
(SXA116)	▷	MDAC 261/AEDC 52 BODY-TAIL. B1T15 (TAIL FIN. T1)	14.900	.500	4.996	1.875
(AXAB:F)	D	DATA NOT AVAILABLE	20.000	.500	4.996	1.875

REFERENCE INFORMATION		
SREF	7.0240	90. IN.
LREF	4.9960	IN.
BREF	1.8750	IN.
XMRP	.5500	IN.
YMRP	.0000	IN.
ZMRP	.0000	IN.
SCALE	.0000	

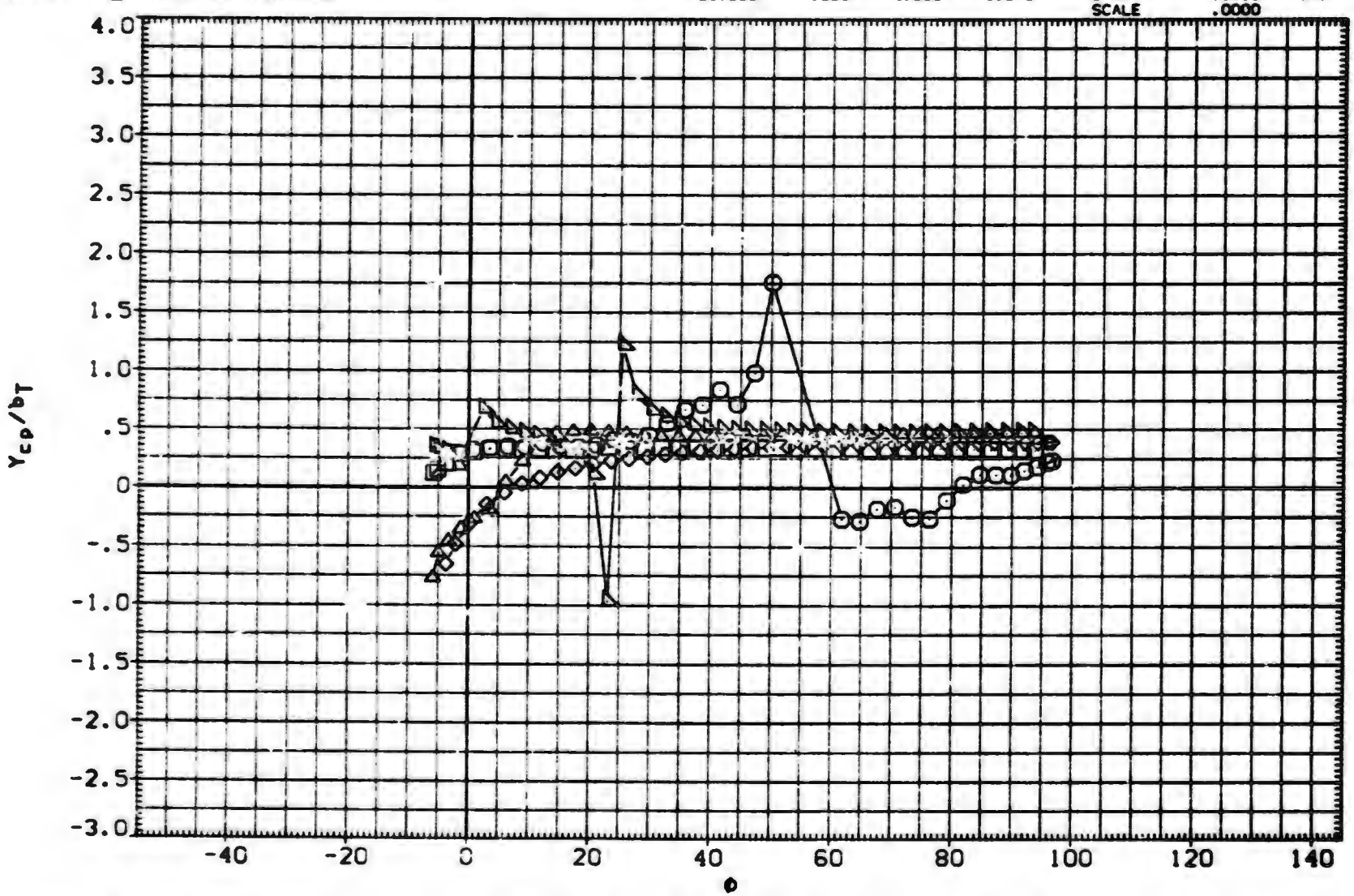

FIN AERODYNAMIC CHARACTERISTICS AS A FUNCTION OF ROLL ANGLE. B1T15 (FIN 1)

(C)MACH = 1.21

DATA SET	SYMBOL	CONFIGURATION DESCRIPTION	ALPHA	LAMBDA	RT.CRD	SEMSPN
(SXA108)	○	MDAC 261/AEDC 52 BODY-TAIL. B1T15 (TAIL FIN. T1)	.000	.500	4.996	1.875
(SXA110)	□	MDAC 261/AEDC 52 BODY-TAIL. B1T15 (TAIL FIN. T1)	2.000	.500	4.996	1.875
(SXA111)	◇	DATA NOT AVAILABLE	4.100	.500	4.996	1.875
(SXA114)	△	MDAC 261/AEDC 52 BODY-TAIL. B1T15 (TAIL FIN. T1)	10.400	.500	4.996	1.875
(SXA116)	◁	MDAC 261/AEDC 52 BODY-TAIL. B1T15 (TAIL FIN. T1)	14.900	.500	4.996	1.875
(AXABTF)	▷	MDAC 261/AEDC 52 BODY-TAIL. B1T15 (TAIL FIN. T1)	20.000	.500	4.996	1.875

REFERENCE INFORMATION		
SREF	7.0240	SQ.IN.
LREF	4.9960	IN.
BREF	1.8750	IN.
XMRP	.5500	IN.
YMRP	.0000	IN.
ZMRP	.0000	IN.
SCALE	.0000	

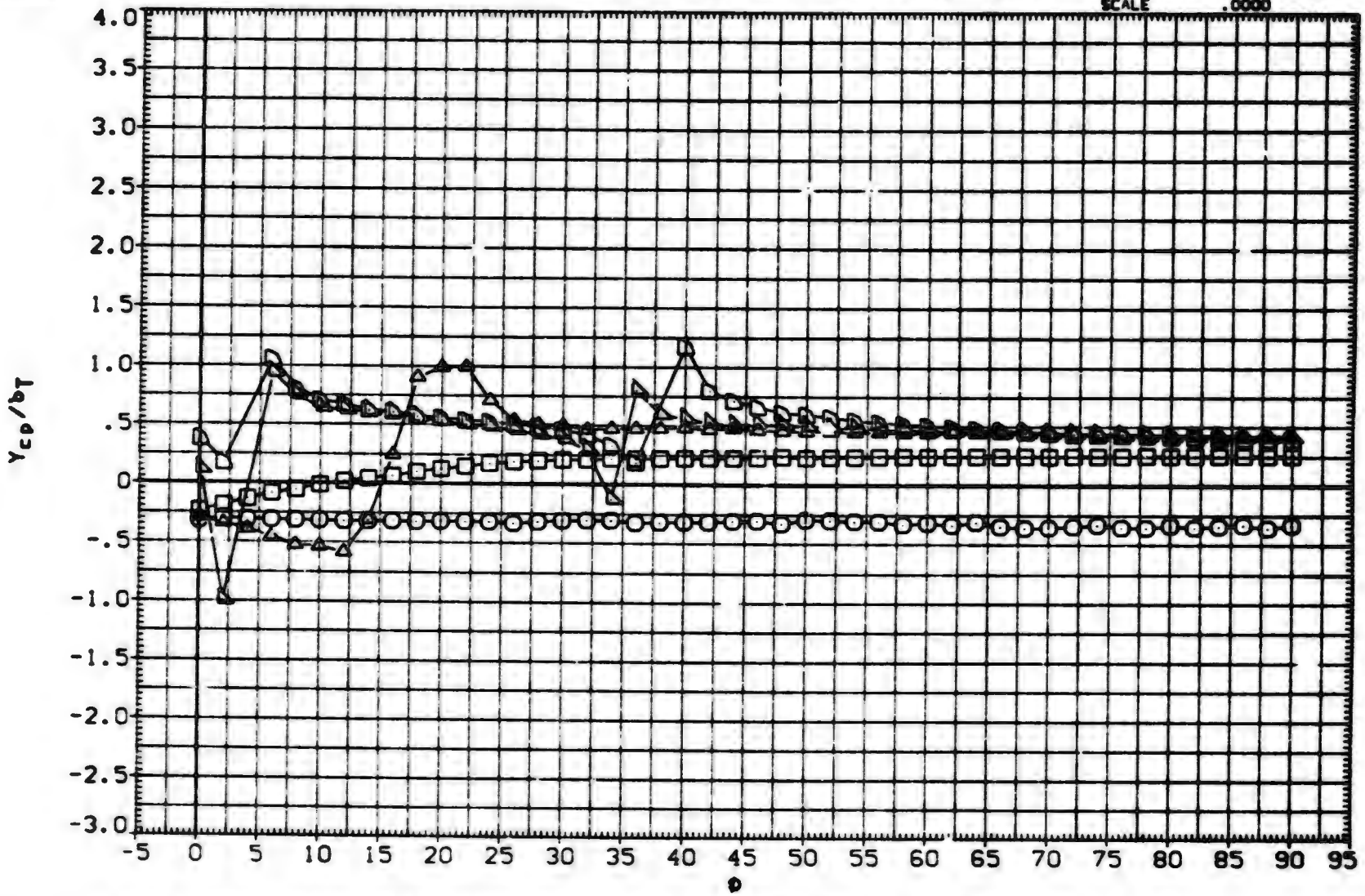

FIN AERODYNAMIC CHARACTERISTICS AS A FUNCTION OF ROLL ANGLE. B1T15 (FIN 1)

(D)MACH = 1.76

DATA SET	SYMBOL	CONFIGURATION DESCRIPTION	ALPHA	LAMBDA	RT.CRD	SEMSPN
(SXA108)	○	MDAC 261/AEDC 52 BODY-TAIL. B1T15 (TAIL FIN. T1)	.000	.500	4.996	1.875
(SXA110)	□	MDAC 261/AEDC 52 BODY-TAIL. B1T15 (TAIL FIN. T1)	2.000	.500	4.996	1.875
(SXA111)	◇	MDAC 261/AEDC 52 BODY-TAIL. B1T15 (TAIL FIN. T1)	4.100	.500	4.996	1.875
(SXA114)	△	MDAC 261/AEDC 52 BODY-TAIL. B1T15 (TAIL FIN. T1)	10.400	.500	4.996	1.875
(SXA116)	▷	MDAC 261/AEDC 52 BODY-TAIL. B1T15 (TAIL FIN. T1)	14.900	.500	4.996	1.875
(AXA8TF)	◁	MDAC 261/AEDC 52 BODY-TAIL. B1T15 (TAIL FIN. T1)	20.000	.500	4.996	1.875

REFERENCE INFORMATION		
SREF	7.0240	90. IN.
LREF	4.9960	IN.
BREF	1.8750	IN.
XMRP	.5500	IN.
YMRP	.0000	IN.
ZMRP	.0000	IN.
SCALE	.0000	

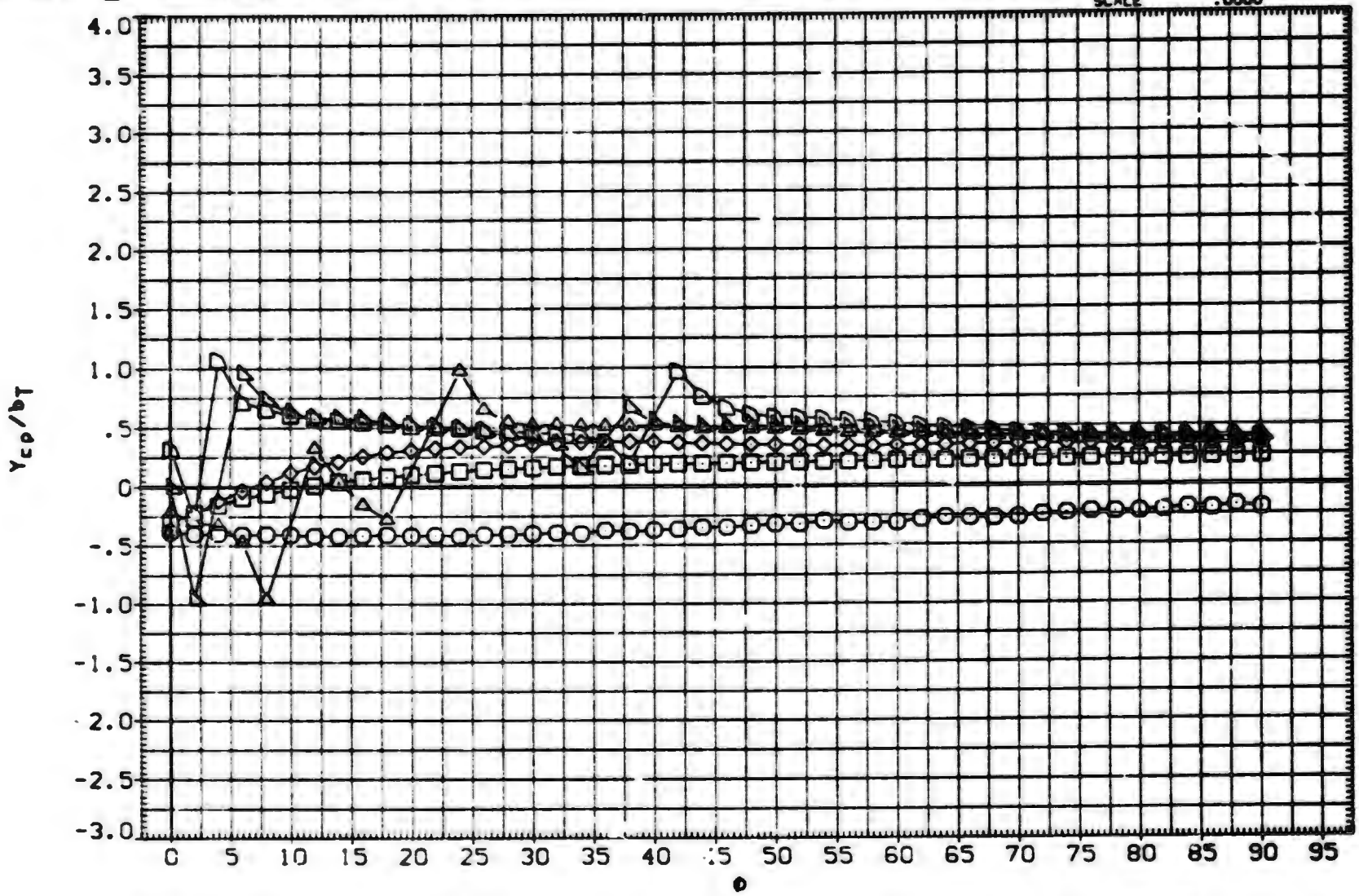

FIN AERODYNAMIC CHARACTERISTICS AS A FUNCTION OF ROLL ANGLE. B1T15 (FIN 1)

(E)MACH = 2.00

DATA SET	SYMBOL	CONFIGURATION DESCRIPTION	ALPHA	LAMBDA	RT.CRD	SEMSPN
(SXA108)	○	MDAC 261/AEDC 52 BODY-TAIL. B1T15 (TAIL FIN. T1)	.000	.500	4.996	1.875
(SXA110)	□	MDAC 261/AEDC 52 BODY-TAIL. B1T15 (TAIL FIN. T1)	2.000	.500	4.996	1.875
(SXA111)	◇	MDAC 261/AEDC 52 BODY-TAIL. B1T15 (TAIL FIN. T1)	4.100	.500	4.996	1.875
(SXA114)	△	MDAC 261/AEDC 52 BODY-TAIL. B1T15 (TAIL FIN. T1)	10.400	.500	4.996	1.875
(SXA116)	◁	MDAC 261/AEDC 52 BODY-TAIL. B1T15 (TAIL FIN. T1)	14.900	.500	4.996	1.875
(AXABTF)	▷	MDAC 261/AEDC 52 BODY-TAIL. B1T15 (TAIL FIN. T1)	20.000	.500	4.996	1.875

REFERENCE INFORMATION		
SREF	7.0240	SQ.IN.
LREF	4.9960	IN.
BREF	1.8750	IN.
XMRP	.5500	IN.
YMRP	.0000	IN.
ZMRP	.0000	IN.
SCALE	.0000	

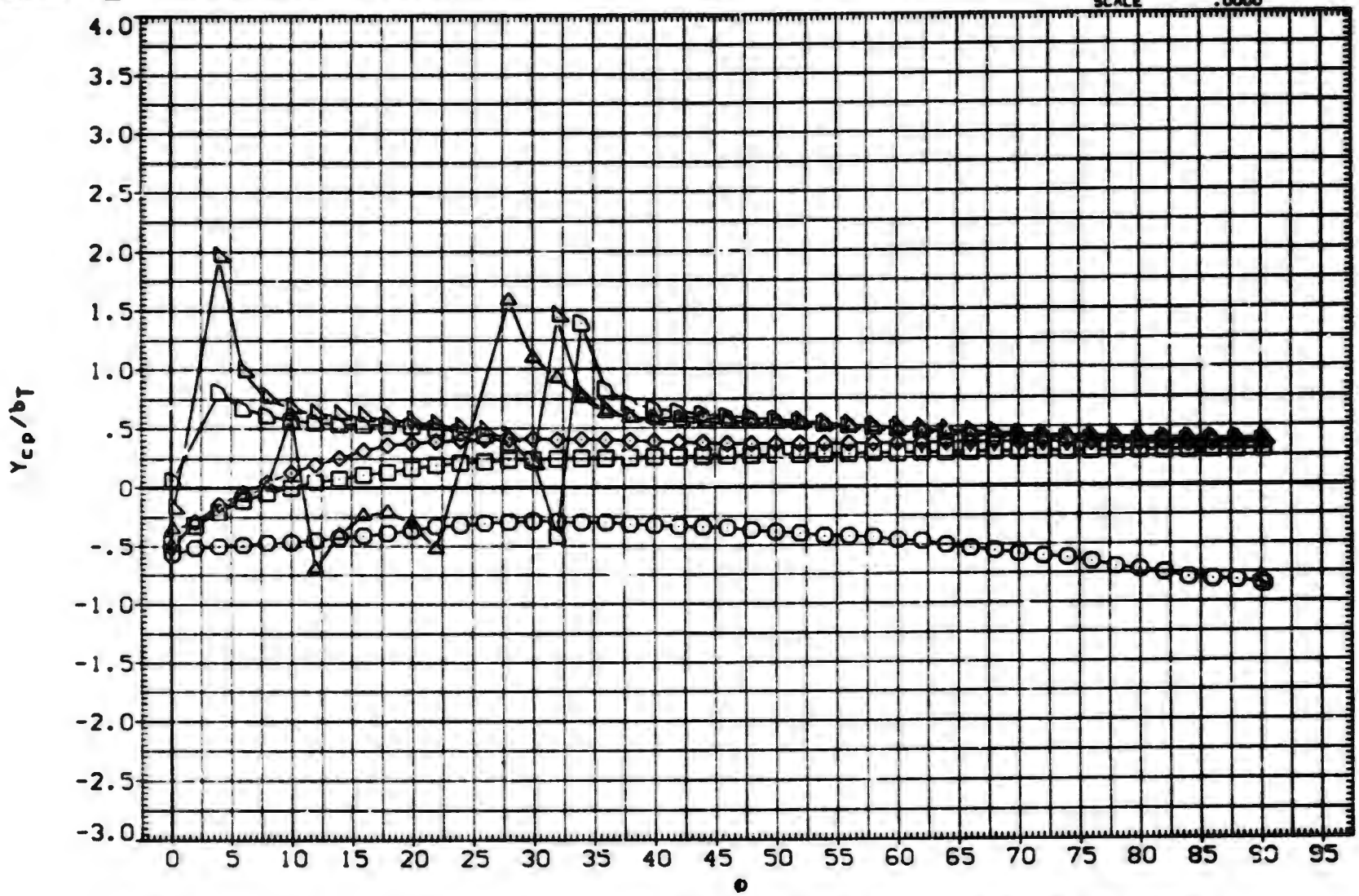

FIN AERODYNAMIC CHARACTERISTICS AS A FUNCTION OF ROLL ANGLE. B1T15 (FIN 1)

(F)MACH = 2.50

DATA SET	SYMBOL	CONFIGURATION DESCRIPTION	ALPHA	LAMBDA	RT.CRD	SEMSPN
(SXA108)	○	MDAC 261/AEDC 52 BODY-TAIL. B1T15 (TAIL FIN. T1)	.000	.500	4.996	1.875
(SXA110)	□	MDAC 261/AEDC 52 BODY-TAIL. B1T15 (TAIL FIN. T1)	2.000	.500	4.996	1.875
(SXA111)	◇	MDAC 261/AEDC 52 BODY-TAIL. B1T15 (TAIL FIN. T1)	4.100	.500	4.996	1.875
(SXA114)	◁	MDAC 261/AEDC 52 BODY-TAIL. B1T15 (TAIL FIN. T1)	10.400	.500	4.996	1.875
(SXA116)	△	MDAC 261/AEDC 52 BODY-TAIL. B1T15 (TAIL FIN. T1)	14.900	.500	4.996	1.875
(AXABTF)	▷	MDAC 261/AEDC 52 BODY-TAIL. B1T15 (TAIL FIN. T1)	20.000	.500	4.996	1.875

REFERENCE INFORMATION		
SREF	7.0240	SQ. IN.
LREF	4.9880	IN.
BREF	1.8750	IN.
XMRP	.5500	IN.
YMRP	.0000	IN.
ZMRP	.0000	IN.
SCALE	.0000	

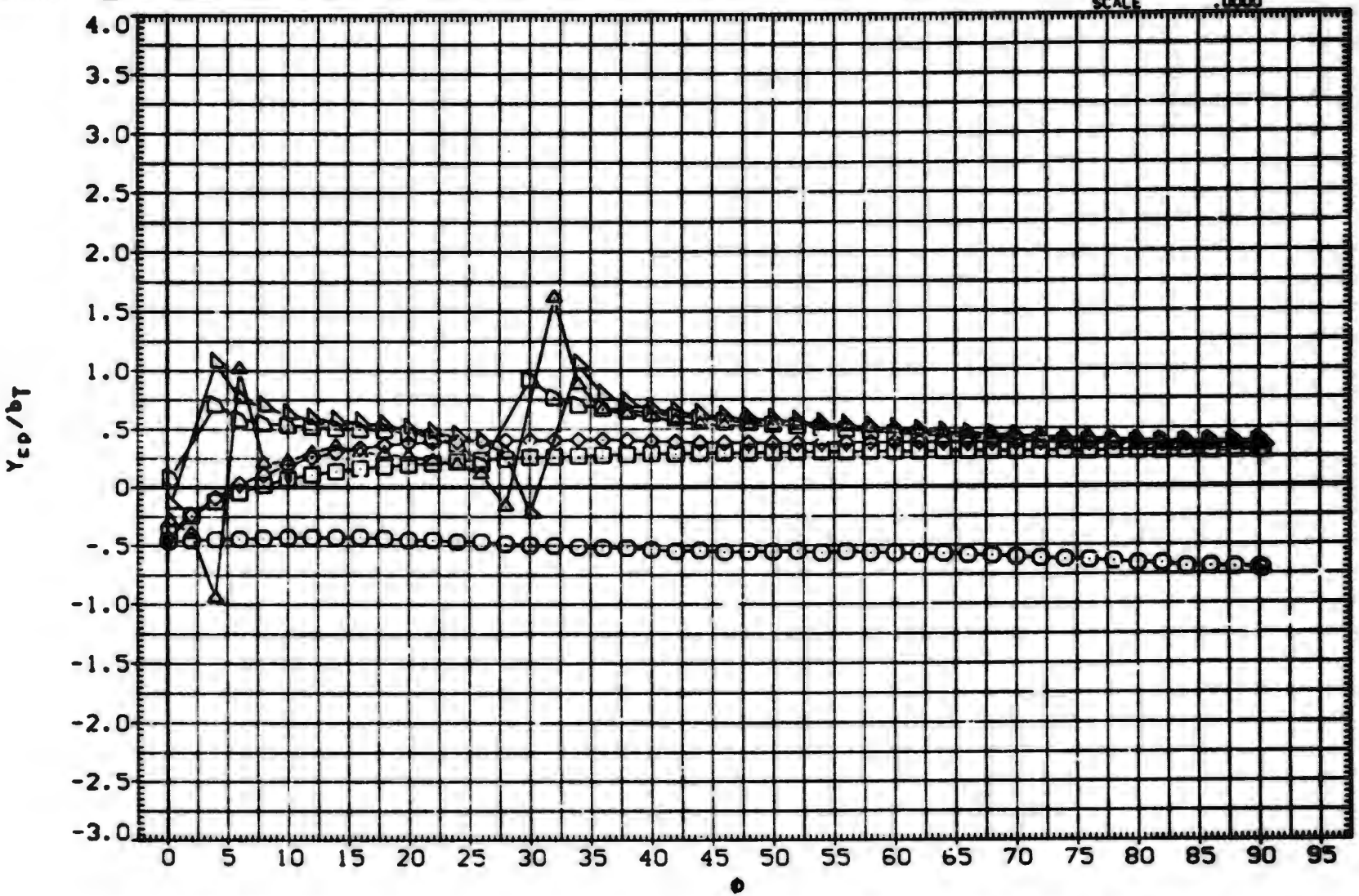

FIN AERODYNAMIC CHARACTERISTICS AS A FUNCTION OF ROLL ANGLE. B1T15 (FIN 1)

(G)MACH = 3.01

DATA SET	SYMBOL	CONFIGURATION DESCRIPTION	ALPHA	LAMBDA	RT.CRD	SEMSPN
(BXABTG)	○	AEDC TF 368 BODY-TAIL. BIT15 (TAIL FIN T1)	25.000	.500	4.996	1.875
(BXABTH)	□	AEDC TF 368 BODY-TAIL. BIT15 (TAIL FIN T1)	30.000	.500	4.996	1.875
(BXABTI)	◇	AEDC TF 368 BODY-TAIL. BIT15 (TAIL FIN T1)	35.000	.500	4.996	1.875
(BXABTJ)	△	AEDC TF 368 BODY-TAIL. BIT15 (TAIL FIN T1)	40.000	.500	4.996	1.875
(BXABTK)	◺	AEDC TF 368 BODY-TAIL. BIT15 (TAIL FIN T1)	45.000	.500	4.996	1.875

REFERENCE INFORMATION		
SREF	7.0240	SQ.IN.
LREF	4.9960	IN.
BREF	1.8750	IN.
XMRP	.5500	IN.
YMRP	.0000	IN.
ZMRP	.0000	IN.
SCALE	.0000	

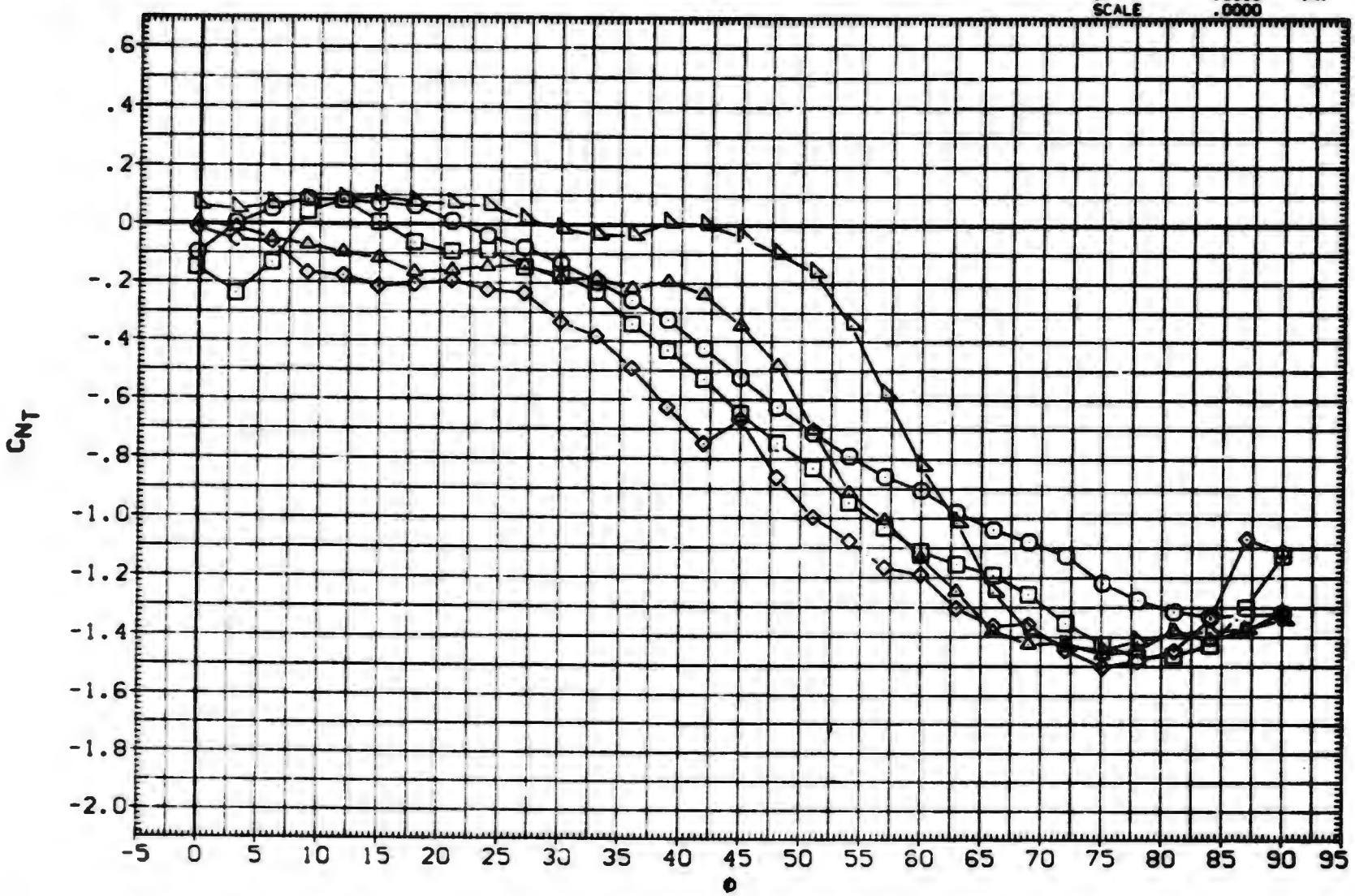

FIN AERODYNAMIC CHARACTERISTICS AS A FUNCTION OF ROLL ANGLE. BIT15 (FIN 1)

(A)MACH = .80

DATA SET	SYMBOL	CONFIGURATION DESCRIPTION	ALPHA	LAMBDA	RT.CRD	SEMSPN
(BXABTG)	○	AEDC TF 368 BODY-TAIL. BIT15 (TAIL FIN T1)	25.000	.500	4.996	1.875
(BXABTH)	□	AEDC TF 368 BODY-TAIL. BIT15 (TAIL FIN T1)	30.000	.500	4.996	1.875
(BXABTI)	◇	AEDC TF 368 BODY-TAIL. BIT15 (TAIL FIN T1)	35.000	.500	4.996	1.875
(BXABTJ)	△	AEDC TF 368 BODY-TAIL. BIT15 (TAIL FIN T1)	40.000	.500	4.996	1.875
(BXABTK)	◺	AEDC TF 368 BODY-TAIL. BIT15 (TAIL FIN T1)	45.000	.500	4.996	1.875

REFERENCE INFORMATION

SREF	7.0240	SQ. IN.
LREF	4.9960	IN.
BREF	1.8750	IN.
XMRP	.5500	IN.
YMRP	.0000	IN.
ZMRP	.0000	IN.
SCALE	.0000	

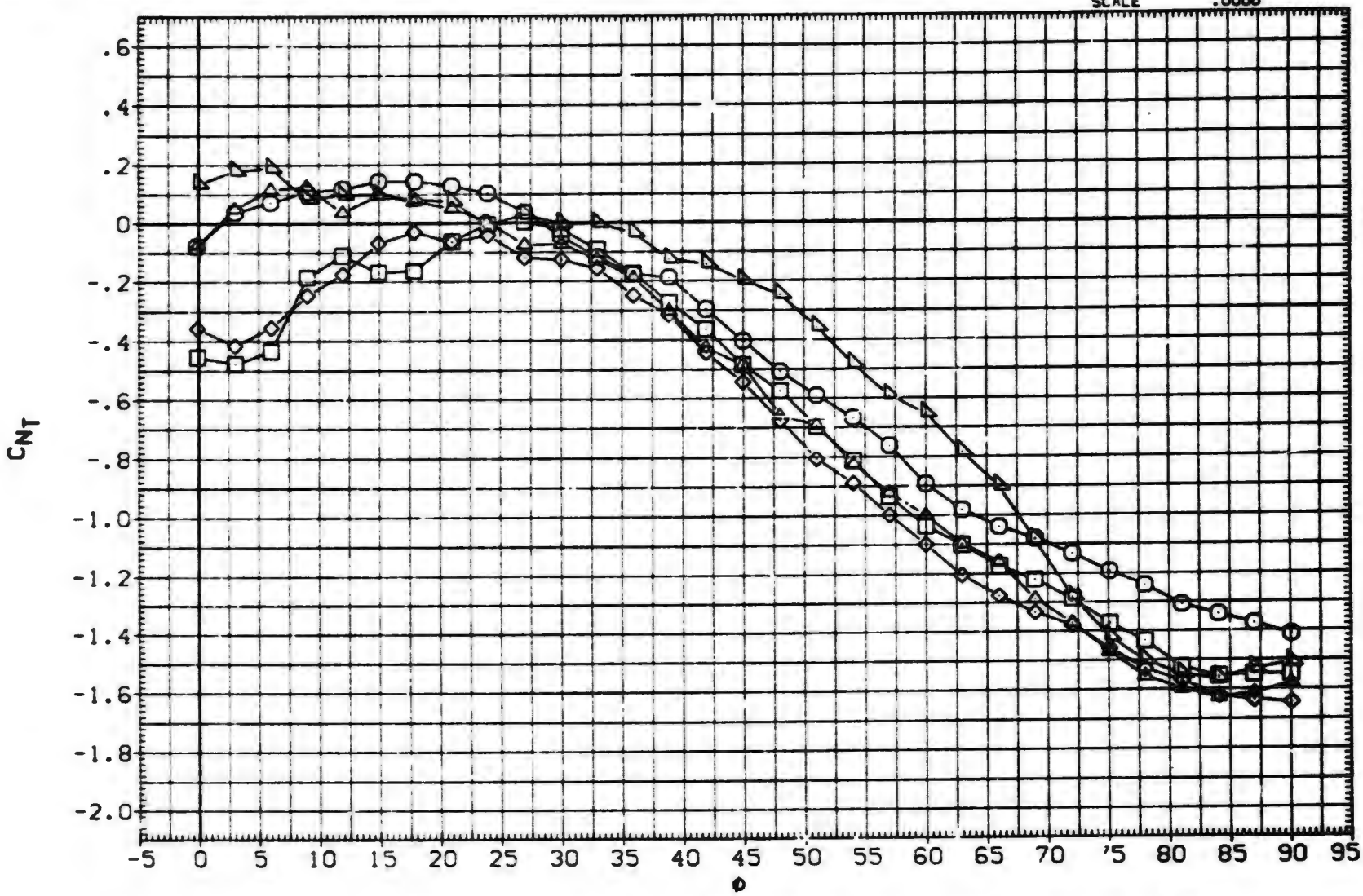

FIN AERODYNAMIC CHARACTERISTICS AS A FUNCTION OF ROLL ANGLE. BIT15 (FIN 1)

(B)MACH = 1.00

DATA SET	SYMBOL	CONFIGURATION DESCRIPTION	ALPHA	LAMBDA	RT.CRD	SEMSPN
(BXABTG)	○	AEDC TF 368 BODY-TAIL. B1T15 (TAIL FIN T1)	25.000	.500	4.996	1.875
(BXABTH)	□	AEDC TF 368 BODY-TAIL. B1T15 (TAIL FIN T1)	30.000	.500	4.996	1.875
(BXABTI)	◇	AEDC TF 368 BODY-TAIL. B1T15 (TAIL FIN T1)	35.000	.500	4.996	1.875
(BXABTJ)	△	AEDC TF 368 BODY-TAIL. B1T15 (TAIL FIN T1)	40.000	.500	4.996	1.875
(BXABTK)	◺	AEDC TF 368 BODY-TAIL. B1T15 (TAIL FIN T1)	45.000	.500	4.996	1.875

REFERENCE INFORMATION

SREF	7.0240	SQ. IN.
LREF	4.9960	IN.
BREF	1.8750	IN.
XMRP	.5500	IN.
YMRP	.0000	IN.
ZMRP	.0000	IN.
SCALE	.0000	

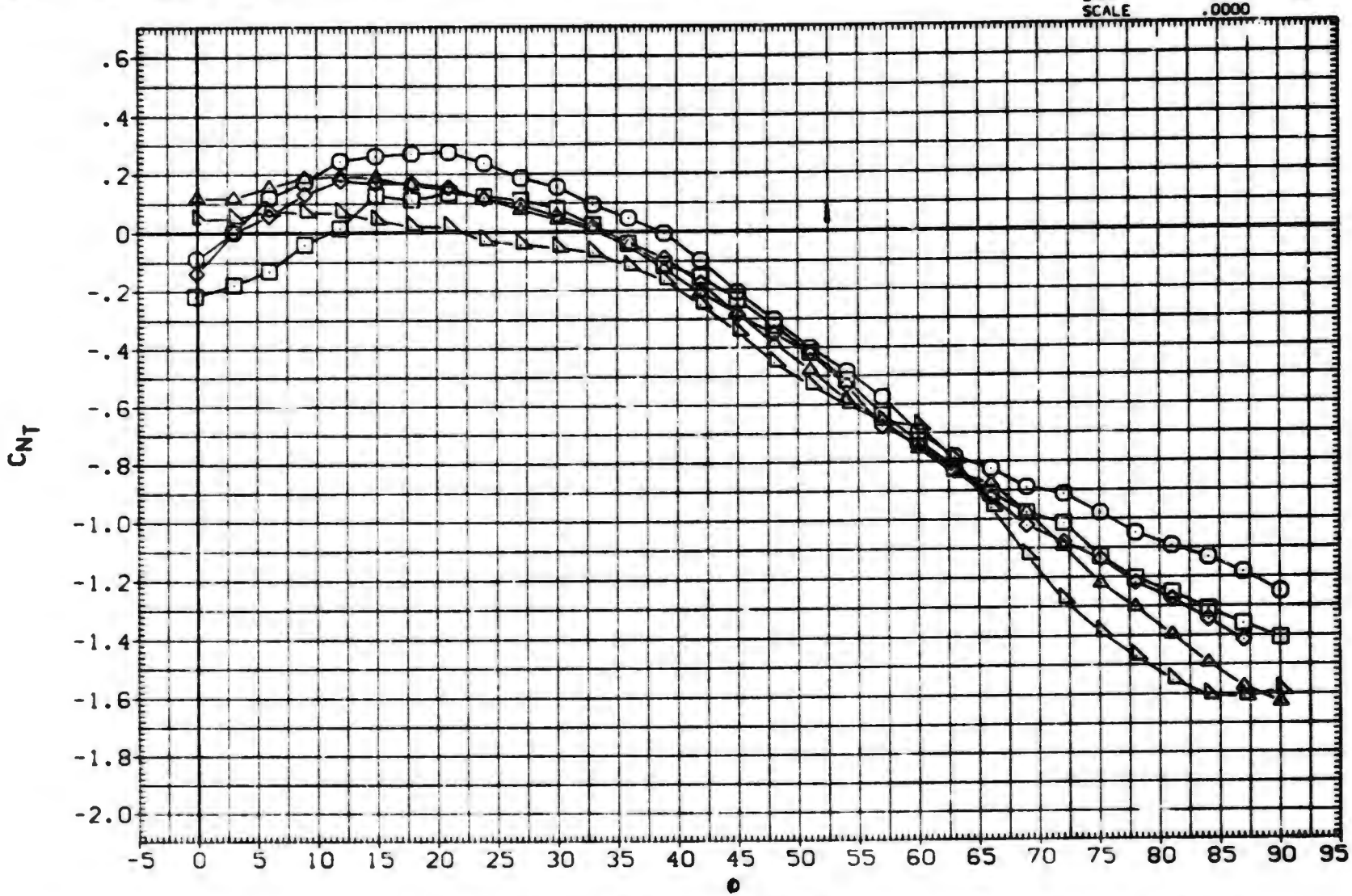

FIN AERODYNAMIC CHARACTERISTICS AS A FUNCTION OF ROLL ANGLE. B1T15 (FIN 1)

(C)MACH = 1.20

DATA SET	SYMBOL	CONFIGURATION DESCRIPTION
(BXABTG)	○	AEDC TF 368 BODY-TAIL. BIT15 (TAIL FIN T1)
(BXABTH)	□	DATA NOT AVAILABLE
(BXABTI)	◇	DATA NOT AVAILABLE
(BXABTJ)	△	DATA NOT AVAILABLE
(BXABTK)	◸	DATA NOT AVAILABLE

ALPHA	LAMBDA	RT.CRD	SEMSPN
25.000	.500	4.996	1.875
30.000	.500	4.996	1.875
35.000	.500	4.996	1.875
40.000	.500	4.996	1.875
45.000	.500	4.996	1.875

REFERENCE INFORMATION

SREF	7.0240	SQ.IN.
LREF	4.9960	IN.
BREF	1.8750	IN.
XMRP	.5500	IN.
YMRP	.0000	IN.
ZMRP	.0000	IN.
SCALE	.0000	

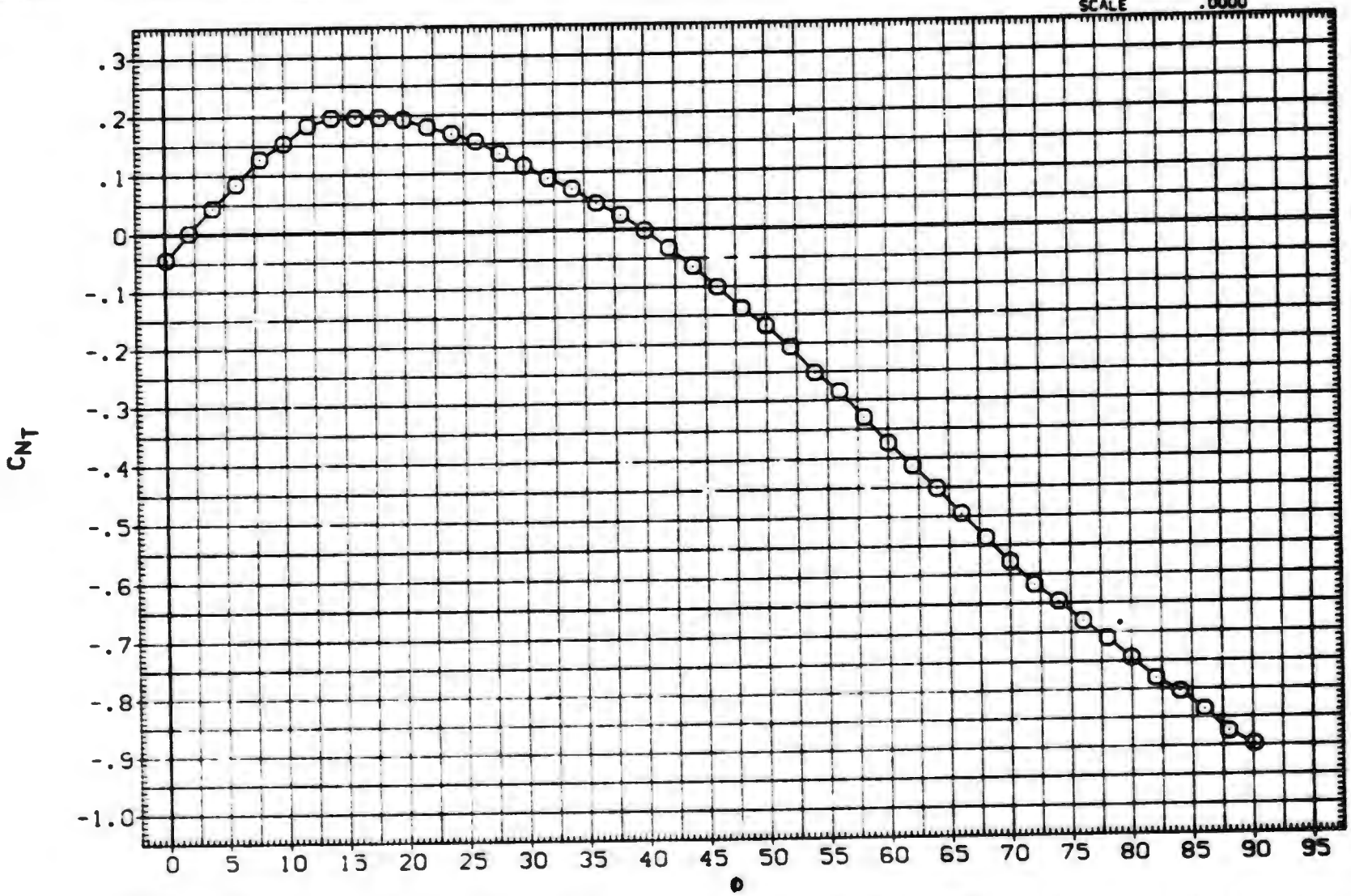

FIN AERODYNAMIC CHARACTERISTICS AS A FUNCTION OF ROLL ANGLE. BIT15 (FIN 1)

(D)MACH = 1.76

DATA SET	SYMBOL	CONFIGURATION DESCRIPTION	ALPHW	LAMBDA	RT.CRD	SEMSPN
(BXABTG)	○	AEDC TF 360 BODY-TAIL. B1T15 (TAIL FIN T1)	25.000	.500	4.996	1.875
(BXABTH)	□	AEDC TF 360 BODY-TAIL. B1T15 (TAIL FIN T1)	30.000	.500	4.996	1.875
(BXABTI)	◇	AEDC TF 360 BODY-TAIL. B1T15 (TAIL FIN T1)	35.000	.500	4.996	1.875
(BXABTJ)	▷	AEDC TF 360 BODY-TAIL. B1T15 (TAIL FIN T1)	40.000	.500	4.996	1.875
(BXABTK)	△	AEDC TF 360 BODY TAIL. B1T15 (TAIL FIN T1)	45.000	.500	4.996	1.875

REFERENCE INFORMATION

SREF	7.0240	SQ. IN.
LREF	4.9580	IN
BREF	1.8750	IN.
XMRP	.5500	IN.
YMRP	.0000	IN.
ZMRP	.0000	IN.
SCALE	.0000	

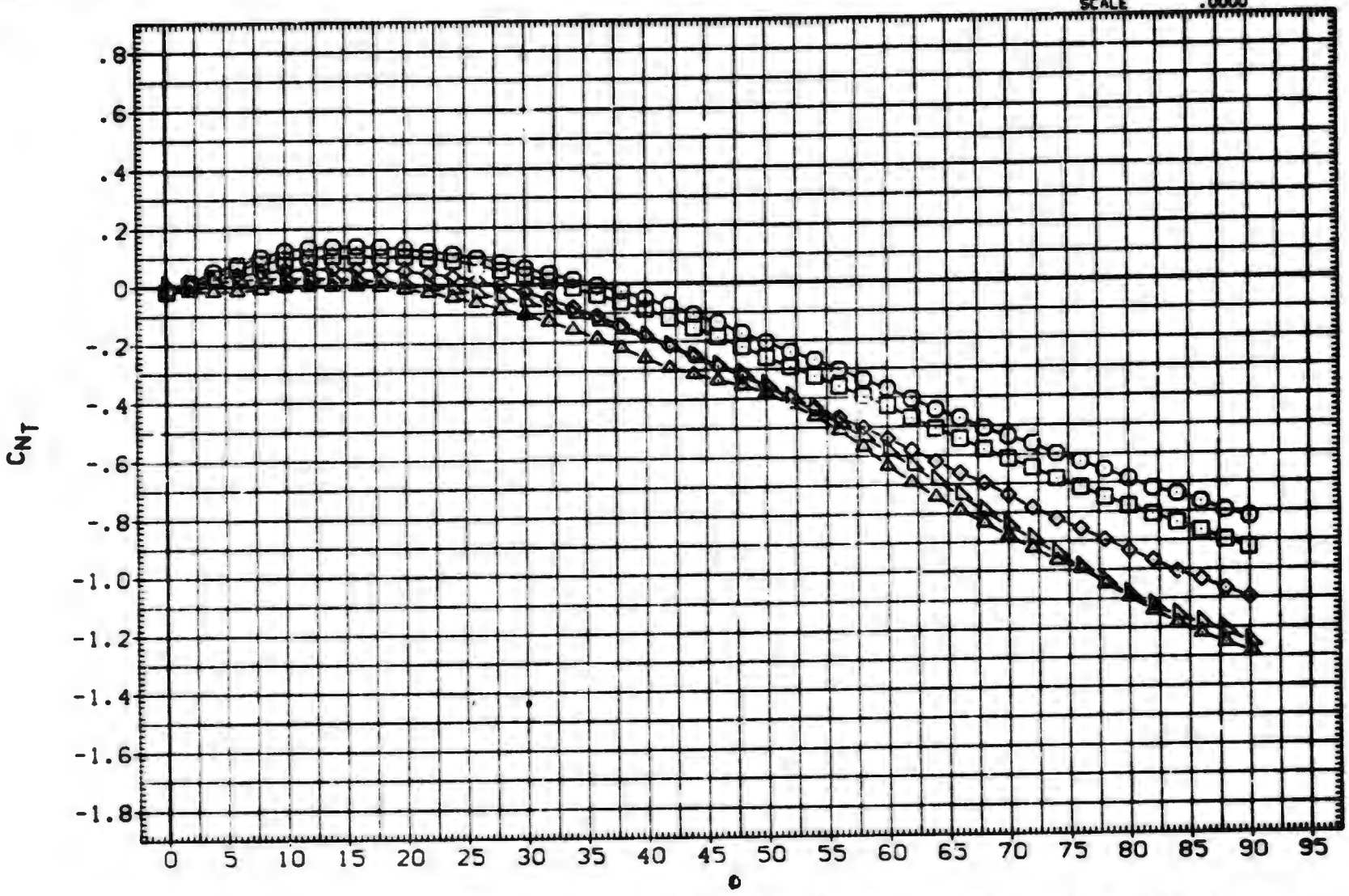

FIN AERODYNAMIC CHARACTERISTICS AS A FUNCTION OF ROLL ANGLE. B1T15 (FIN 1)

(E)MACH = 2.00

DATA SET	SYMBOL	CONFIGURATION DESCRIPTION	ALPHA	LAMBDA	RT.CRD	SEMSPN
(BXABTG)	○	AEDC TF 368 BODY-TAIL. BITIS (TAIL FIN T1)	25.000	.500	4.996	1.875
(BXABTH)	□	AEDC TF 368 BODY-TAIL. BITIS (TAIL FIN T1)	30.000	.500	4.996	1.875
(BXABTI)	◇	AEDC TF 368 BODY-TAIL. BITIS (TAIL FIN T1)	35.000	.500	4.996	1.875
(BXABTJ)	△	AEDC TF 368 BODY-TAIL. BITIS (TAIL FIN T1)	40.000	.500	4.996	1.875
(BXABTK)	▷	AEDC TF 368 BODY-TAIL. BITIS (TAIL FIN T1)	45.000	.500	4.996	1.875

REFERENCE INFORMATION

SREF	7.0240	SQ. IN.
LREF	4.9860	IN.
BREF	1.8750	IN.
XMRP	.9500	IN.
YMRP	.0000	IN.
ZMRP	.0000	IN.
SCALE	.0000	

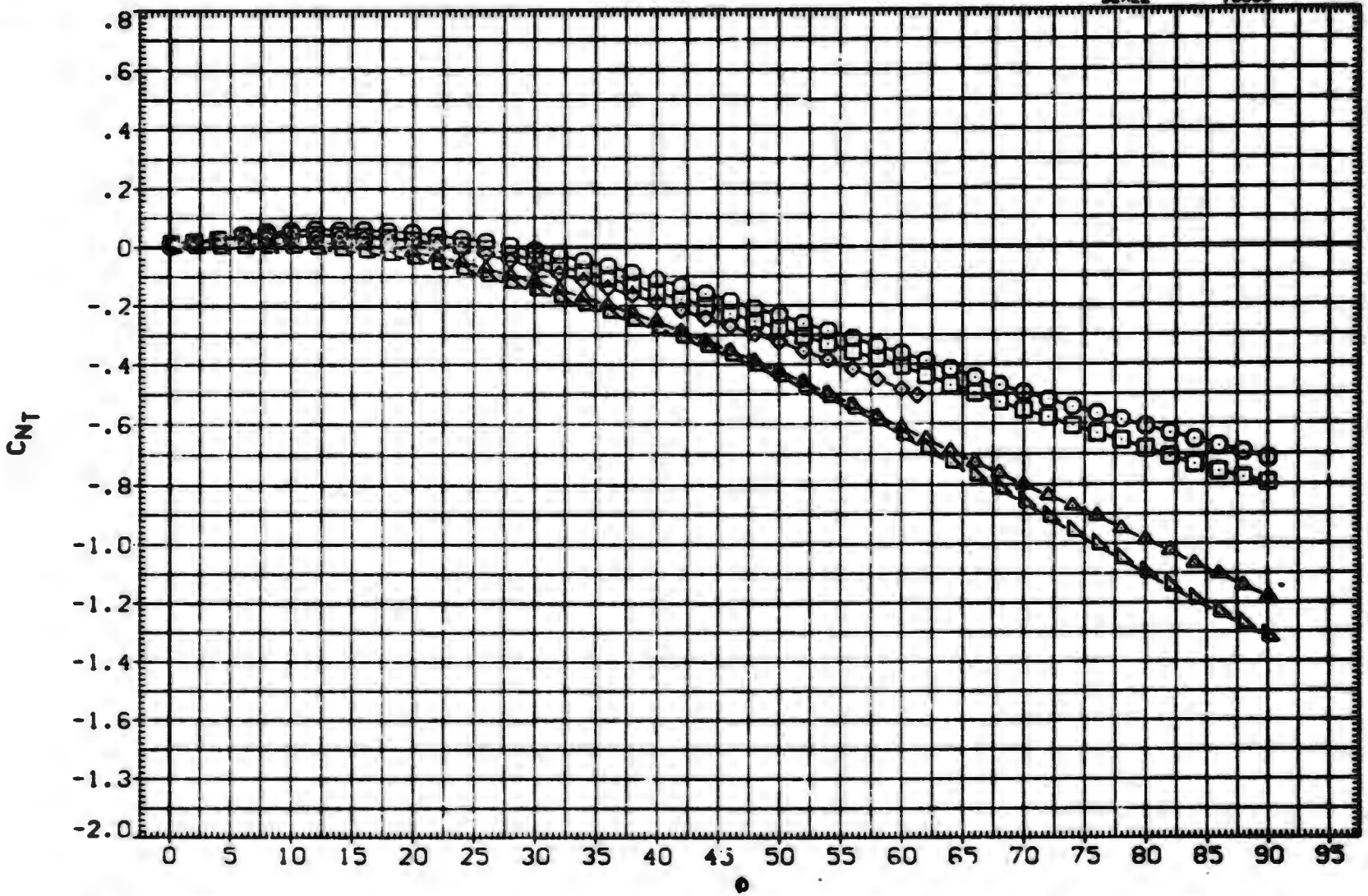

FIN AERODYNAMIC CHARACTERISTICS AS A FUNCTION OF ROLL ANGLE. BITIS (FIN 1)

(F)MACH = 2.50

DATA SET	SYMBOL	CONFIGURATION DESCRIPTION	ALPHA	LAMBDA	RT.CRD	SEMSPN
(BXABTG)	○	AEDC TF 368 BODY-TAIL. BIT15 (TAIL FIN T1)	25.000	.500	4.996	1.875
(BXABTH)	□	AEDC TF 368 BODY-TAIL. BIT15 (TAIL FIN T1)	30.000	.500	4.996	1.875
(BXABTI)	◇	AEDC TF 368 BODY-TAIL. BIT15 (TAIL FIN T1)	35.000	.500	4.996	1.875
(BXABTJ)	△	AEDC TF 368 BODY-TAIL. BIT15 (TAIL FIN T1)	40.000	.500	4.996	1.875
(BXABTK)	◁	AEDC TF 368 BODY-TAIL. BIT15 (TAIL FIN T1)	45.000	.500	4.996	1.875

REFERENCE INFORMATION		
SREF	7.0240	SQ.IN.
LREF	4.9960	IN.
BREF	1.8750	IN.
XMRP	.3500	IN.
YMRP	.0000	IN.
ZMRP	.0000	IN.
SCALE	.0000	

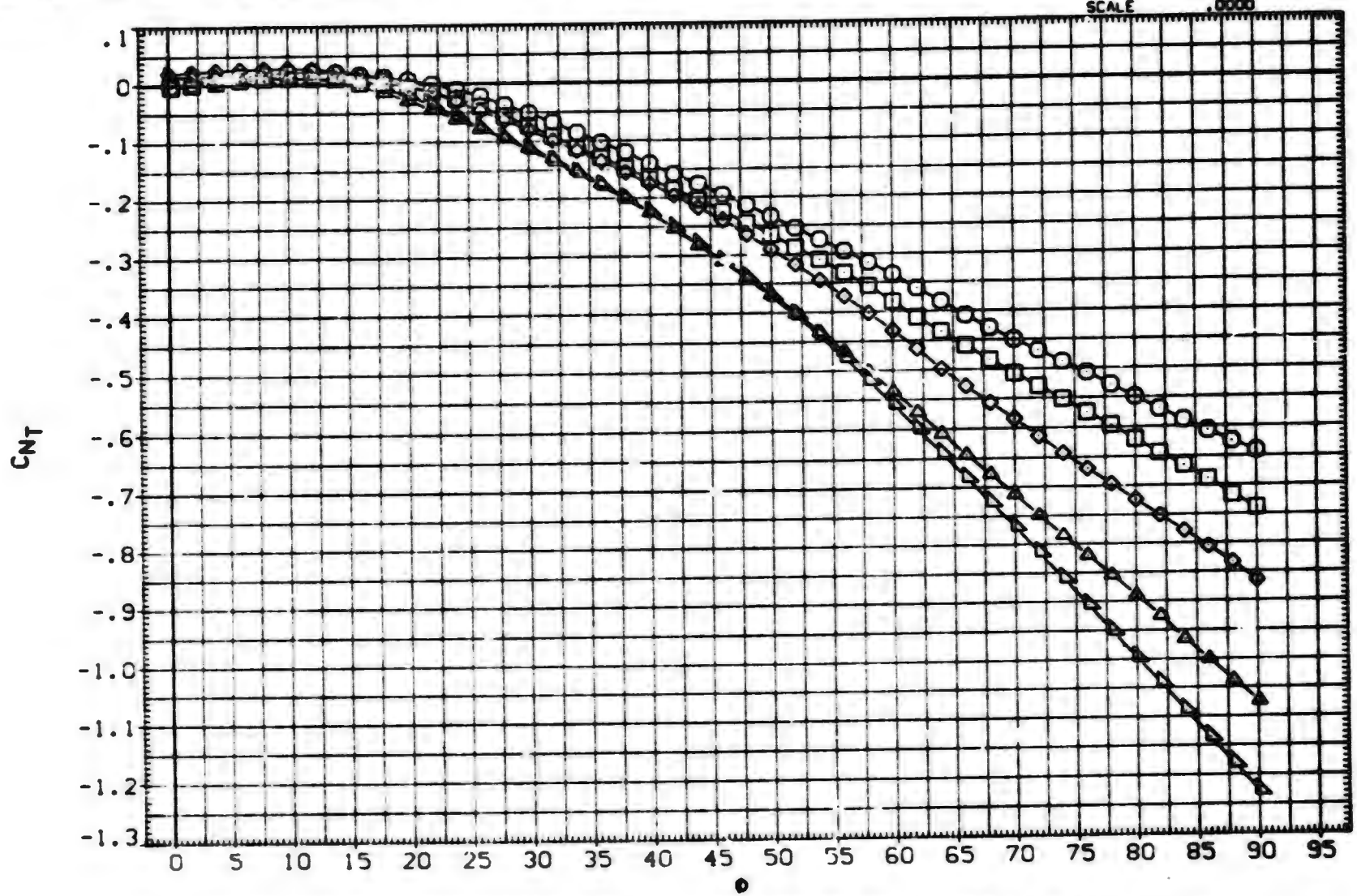

FIN AERODYNAMIC CHARACTERISTICS AS A FUNCTION OF ROLL ANGLE. BIT15 (FIN 1)

(G)MACH = 3.01

DATA SET	SYMBOL	CONFIGURATION DESCRIPTION	ALPHA	LAMBDA	RT.CRD	SEMSPN
(BXABTG)	○	AEDC TF 368 BODY-TAIL. B1T15 (TAIL FIN T1)	25.000	.500	4.996	1.875
(BXABTH)	□	AEDC TF 368 BODY-TAIL. B1T15 (TAIL FIN T1)	30.000	.500	4.996	1.875
(BXABTI)	◇	AEDC TF 368 BODY-TAIL. B1T15 (TAIL FIN T1)	35.000	.500	4.996	1.875
(BXABTJ)	△	AEDC TF 368 BODY-TAIL. B1T15 (TAIL FIN T1)	40.000	.500	4.996	1.875
(BXABTK)	◺	AEDC TF 368 BODY-TAIL. B1T15 (TAIL FIN T1)	45.000	.500	4.996	1.875

REFERENCE INFORMATION

SREF	7.0240	SQ.IN.
LREF	4.9960	IN.
BREF	1.8750	IN.
XMRP	.5500	IN.
YMRP	.0000	IN.
ZMRP	.0000	IN.
SCALE	.0000	

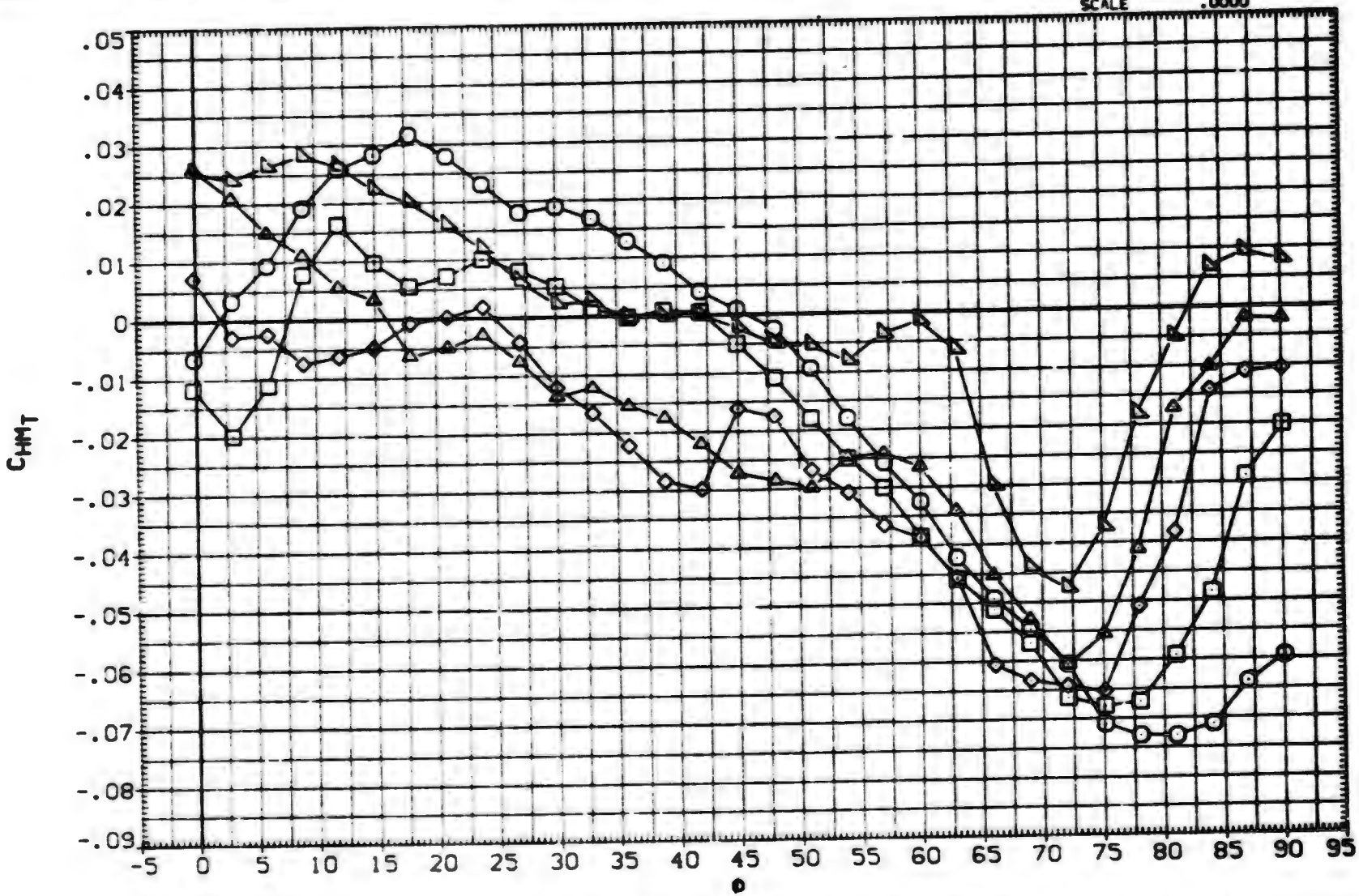

FIN AERODYNAMIC CHARACTERISTICS AS A FUNCTION OF ROLL ANGLE. B1T15 (FIN 1)

(A)MACH = .80

DATA SET	SYMBOL	CONFIGURATION DESCRIPTION	ALPHA	LAMBDA	RT.CRD	SEMSPN
(BXABTG)	○	AEDC TF 368 BODY-TAIL. BITIS (TAIL FIN T1)	25.000	.500	4.996	1.875
(BXABTH)	□	AEDC TF 368 BODY-TAIL. BITIS (TAIL FIN T1)	30.000	.500	4.996	1.875
(BXABTI)	◇	AEDC TF 368 BODY-TAIL. BITIS (TAIL FIN T1)	35.000	.500	4.996	1.875
(BXABTJ)	△	AEDC TF 368 BODY-TAIL. BITIS (TAIL FIN T1)	40.000	.500	4.996	1.875
(BXABTK)	◺	AEDC TF 368 BODY-TAIL. BITIS (TAIL FIN T1)	45.000	.500	4.996	1.875

REFERENCE INFORMATION

SREF	7.0240	SQ.IN.
LREF	4.9960	IN.
BREF	1.8750	IN.
XMRP	.5500	IN.
YMRP	.0000	IN.
ZMRP	.0000	IN.
SCALE	.0000	

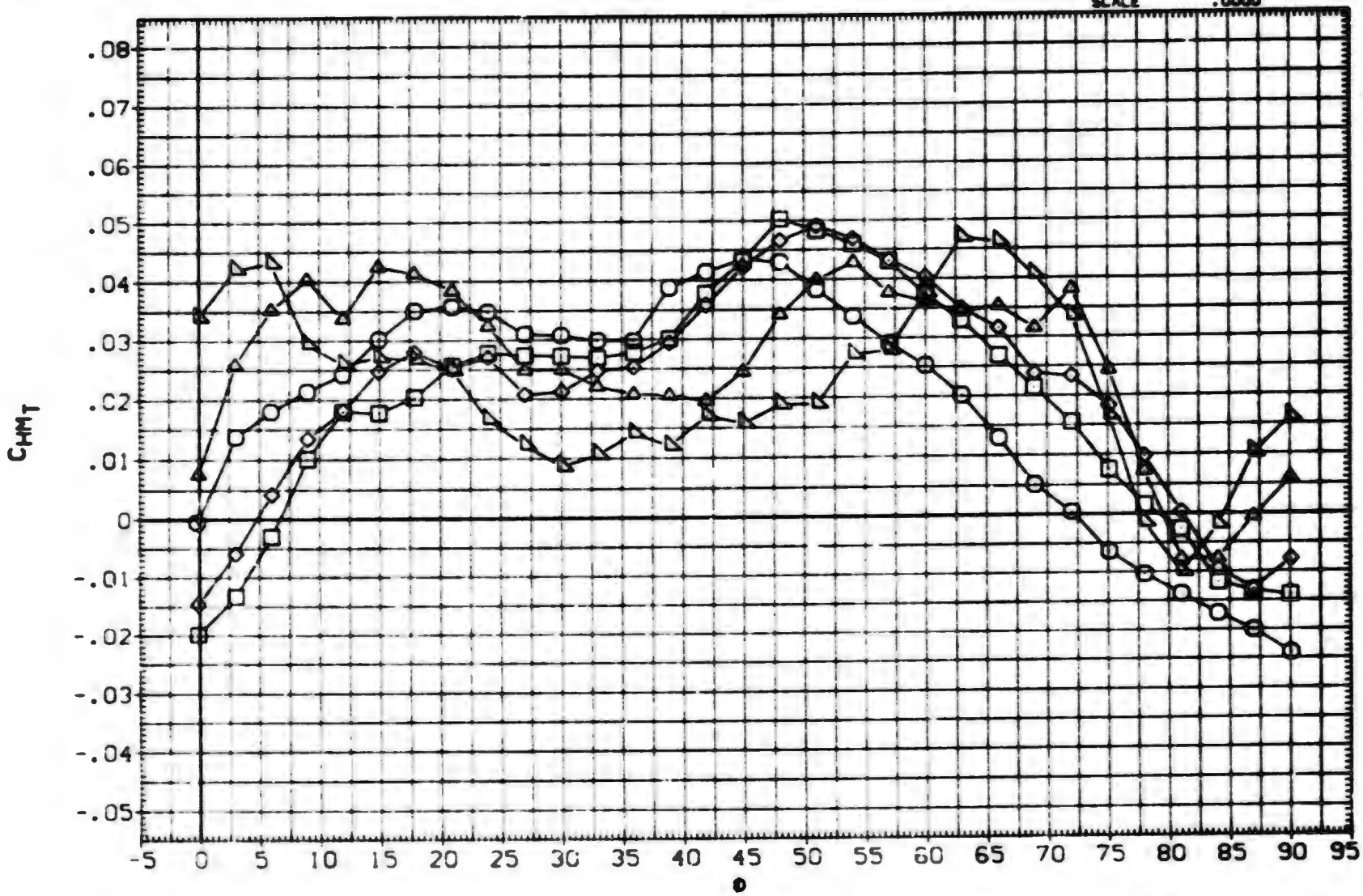

FIN AERODYNAMIC CHARACTERISTICS AS A FUNCTION OF ROLL ANGLE. BITIS (FIN 1)

(B)MACH = 1.00

DATA SET	SYMBOL	CONFIGURATION DESCRIPTION	ALPHA	LAMBDA	RT.CRD	SEMSPN
(BXABTG)	○	AEDC TF 368 BODY-TAIL. B1T15 (TAIL FIN T1)	25.000	.500	4.996	1.875
(BXABTH)	□	AEDC TF 368 BODY-TAIL. B1T15 (TAIL FIN T1)	30.000	.500	4.996	1.875
(BXABTI)	◇	AEDC TF 368 BODY-TAIL. B1T15 (TAIL FIN T1)	35.000	.500	4.996	1.875
(BXABTJ)	△	AEDC TF 368 BODY-TAIL. B1T15 (TAIL FIN T1)	40.000	.500	4.996	1.875
(BXABTK)	◺	AEDC TF 368 BODY-TAIL. B1T15 (TAIL FIN T1)	45.000	.500	4.996	1.875

REFERENCE INFORMATION

SREF	7.0240	SQ.IN.
LREF	4.9960	IN.
BREF	1.8750	IN.
XMRP	.5500	IN.
YMRP	.0000	IN.
ZMRP	.0000	IN.
SCALE	.0000	

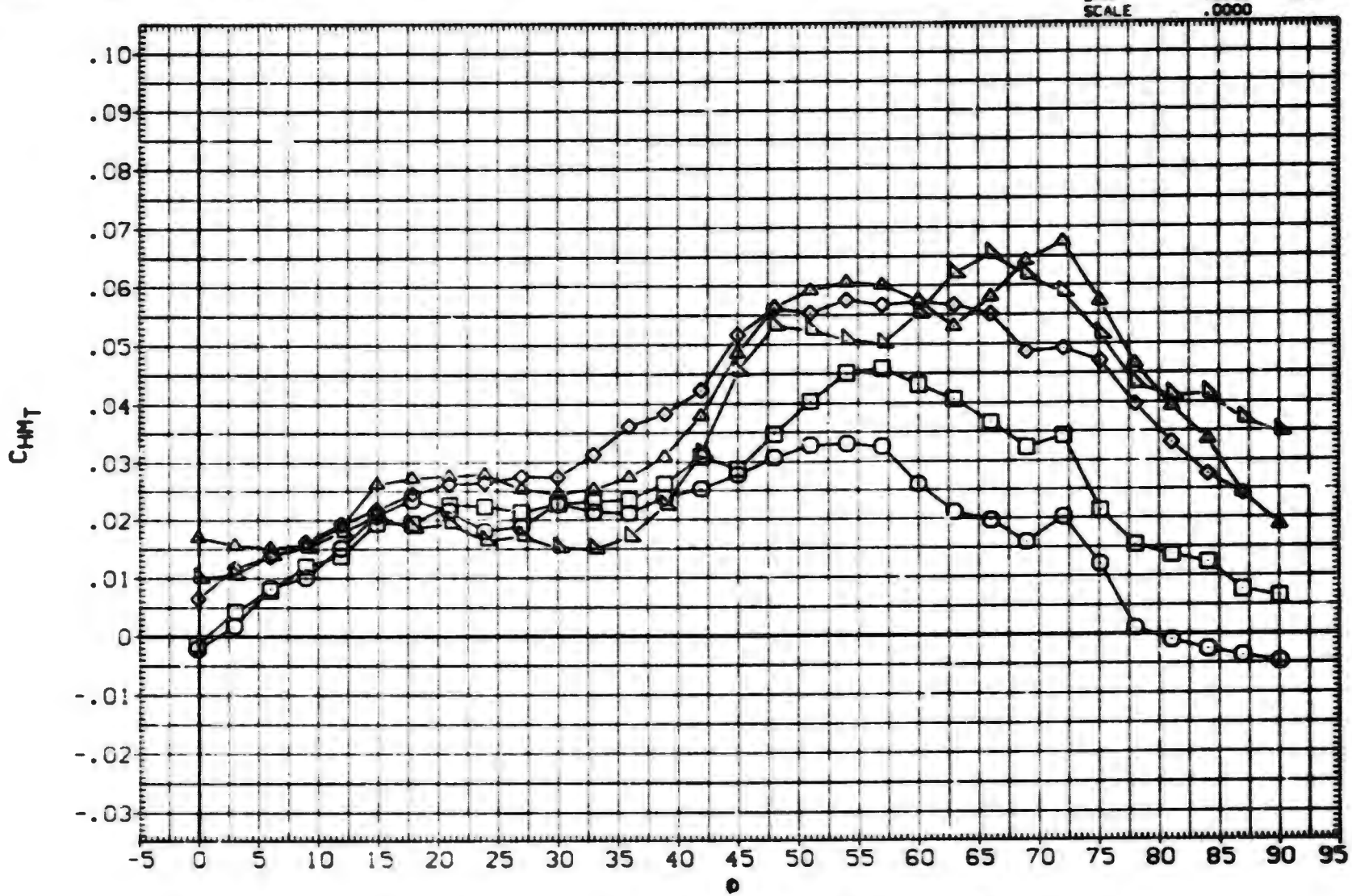

FIN AERODYNAMIC CHARACTERISTICS AS A FUNCTION OF ROLL ANGLE. B1T15 (FIN 1)

(C)MACH = 1.20

DATA SET	SYMBOL	CONFIGURATION DESCRIPTION	ALPHA	LAMBDA	RT.CRD	SEMSPN
(BXABTG)	○	AEDC TF 360 BODY-TAIL. BITIS (TAIL FIN T1)	25.000	.500	4.996	1.875
(BXABTH)	□	DATA NOT AVAILABLE	30.000	.500	4.996	1.875
(BXABTI)	◇	DATA NOT AVAILABLE	35.000	.500	4.996	1.875
(BXABTJ)	⋈	DATA NOT AVAILABLE	40.000	.500	4.996	1.875
(BXABTK)	△	DATA NOT AVAILABLE	45.000	.500	4.996	1.875

REFERENCE INFORMATION		
SREF	7.0240	SQ.IN.
LREF	4.9960	IN.
BREF	1.8750	IN.
XMRP	.5500	IN.
YMRP	.0000	IN.
ZMRP	.0000	IN.
SCALE	.0000	

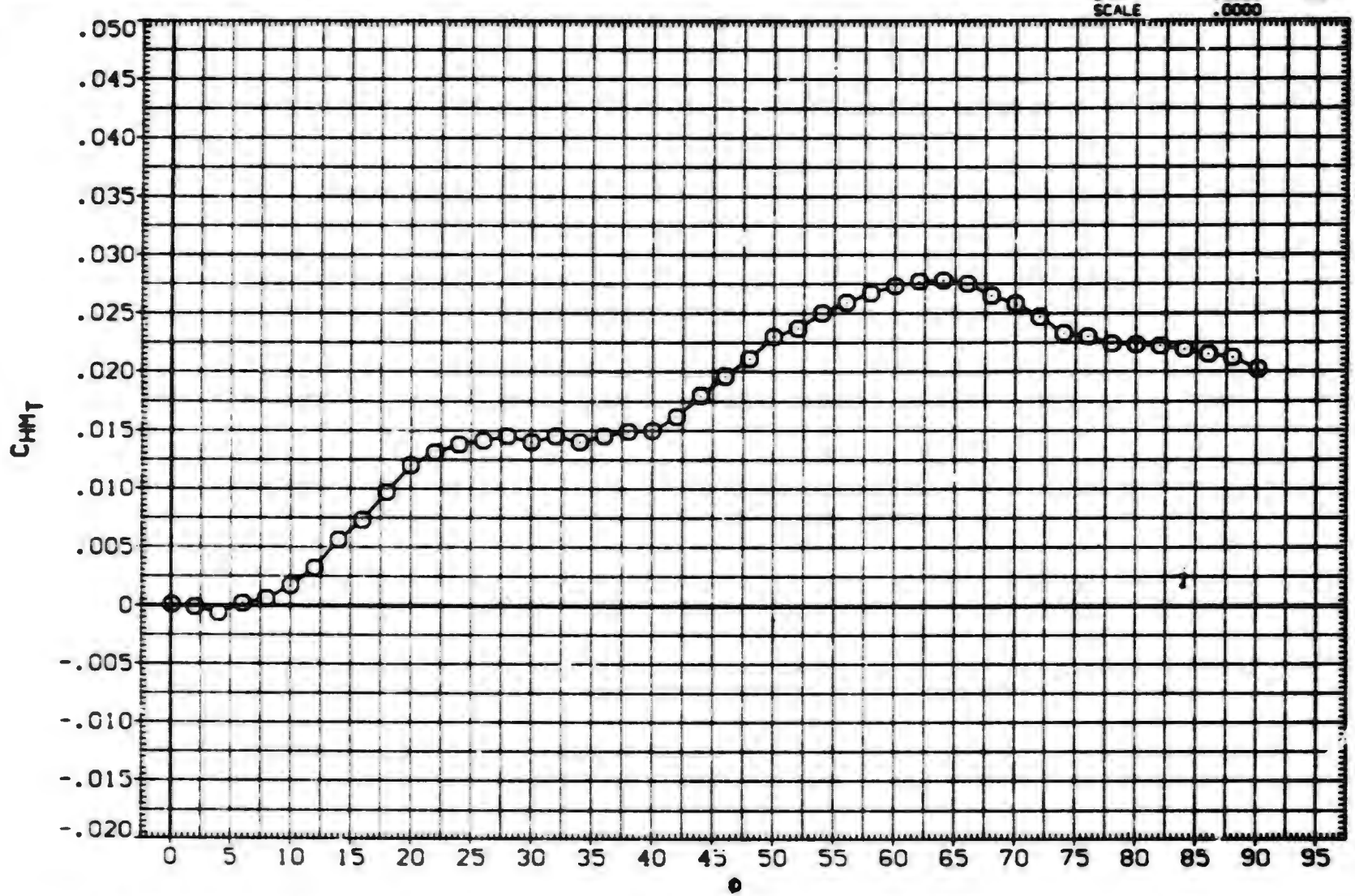

FIN AERODYNAMIC CHARACTERISTICS AS A FUNCTION OF ROLL ANGLE. BITIS (FIN 1)

(D)MACH = 1.76

DATA SET	SYMBOL	CONFIGURATION DESCRIPTION	ALPHA	LAMBDA	RT.CRD	SEMSPN
(BXABTG)	○	AEDC TF 368 BODY-TAIL. BITIS (TAIL FIN T1)	25.000	.500	4.996	1.875
(BXABTH)	□	AEDC TF 368 BODY-TAIL. BITIS (TAIL FIN T1)	30.000	.500	4.996	1.875
(BXABTI)	◇	AEDC TF 368 BODY-TAIL. BITIS (TAIL FIN T1)	35.000	.500	4.996	1.875
(BXABTJ)	△	AEDC TF 368 BODY-TAIL. BITIS (TAIL FIN T1)	40.000	.500	4.996	1.875
(BXABTK)	◁	AEDC TF 368 BODY-TAIL. BITIS (TAIL FIN T1)	45.000	.500	4.996	1.875

REFERENCE INFORMATION

SREF	7.0240	SQ.IN.
LREF	4.9960	IN.
BREF	1.875U	IN.
XMRP	.5500	IN.
YMRP	.0000	IN.
ZMRP	.0000	IN.
SCALE	.0000	

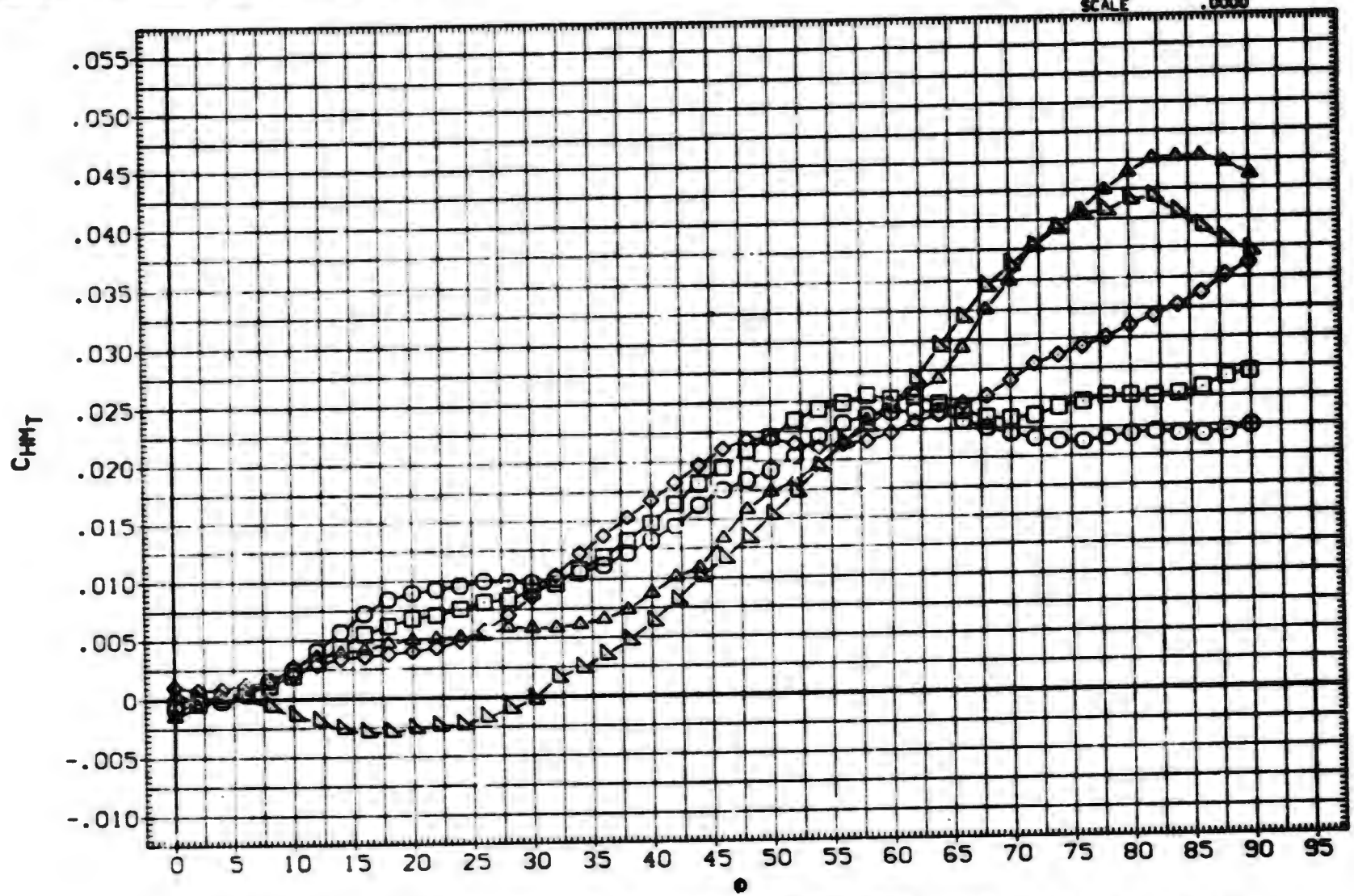

FIN AERODYNAMIC CHARACTERISTICS AS A FUNCTION OF ROLL ANGLE. BITIS (FIN 1)

(E)MACH = 2.00

DATA SET	SYMBOL	CONFIGURATION DESCRIPTION
(BXABTG)	○	AEDC TF 360 BODY-TAIL. B1T15 (TAIL FIN T1)
(BXABTH)	□	AEDC TF 360 BODY-TAIL. B1T15 (TAIL FIN T1)
(BXABTI)	◇	AEDC TF 360 BODY-TAIL. B1T15 (TAIL FIN T1)
(BXABTJ)	△	AEDC TF 360 BODY-TAIL. B1T15 (TAIL FIN T1)
(BXABTK)	◺	AEDC TF 360 BODY-TAIL. B1T15 (TAIL FIN T1)

ALPHA	LAMBDA	RT.CRD	SEMSPN
25.000	.500	4.996	1.875
30.000	.500	4.996	1.875
35.000	.500	4.996	1.875
40.000	.500	4.996	1.875
45.000	.500	4.996	1.875

REFERENCE INFORMATION

SREF	7.0240	SQ.IN.
LREF	4.9960	IN.
BREF	1.8750	IN.
XMRP	.5500	IN.
YMRP	.0000	IN.
ZMRP	.0000	IN.
SCALE	.0000	

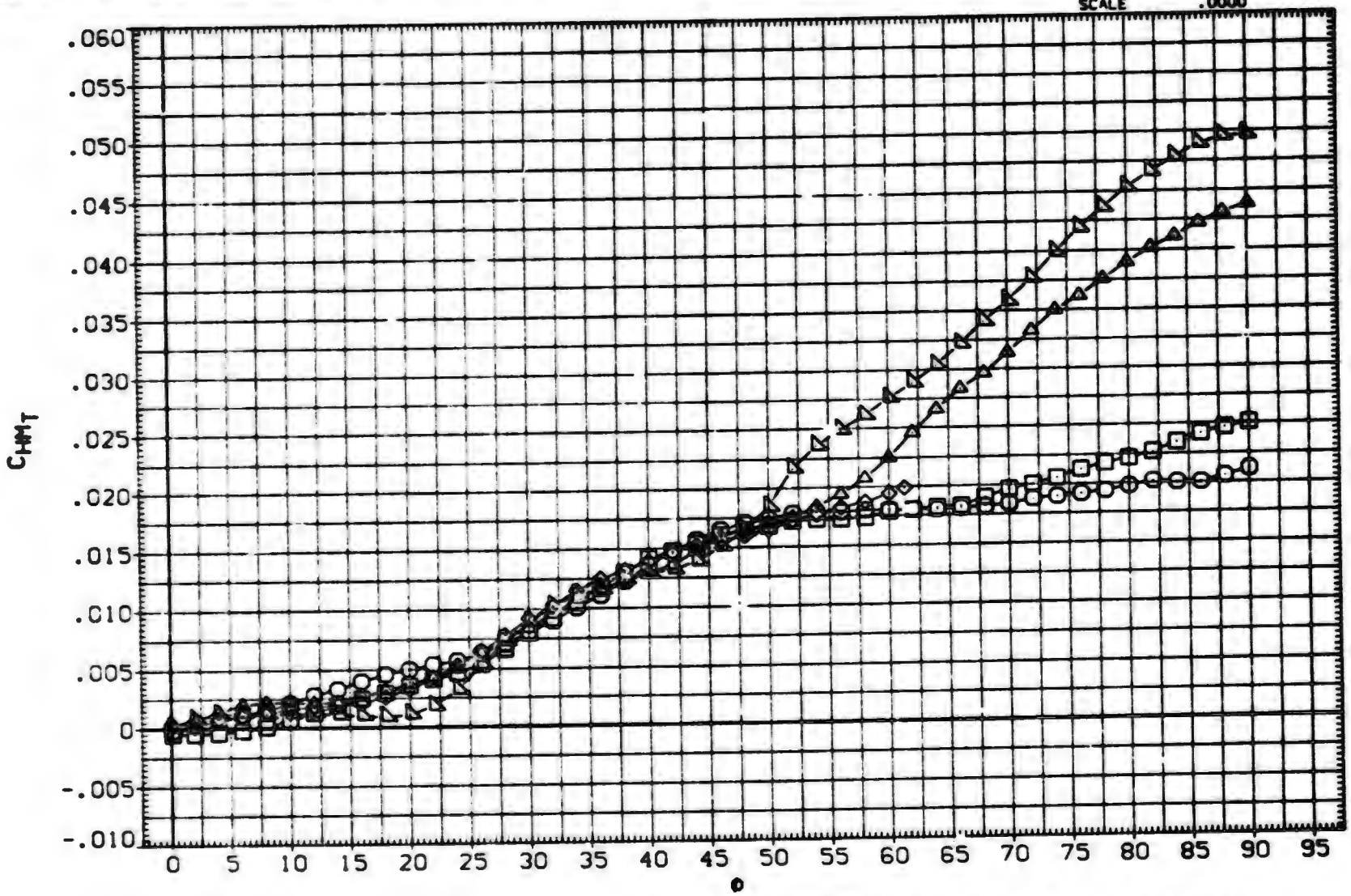

FIN AERODYNAMIC CHARACTERISTICS AS A FUNCTION OF ROLL ANGLE. B1T15 (FIN 1)

(F)MACH = 2.50

DATA SET	SYMBOL	CONFIGURATION DESCRIPTION	ALPHA	LAMBDA	RT.CRD	SEMSPN
(BXABTG)	○	AEDC TF 368 BODY-TAIL. BITIS (TAIL FIN T1)	25.000	.500	4.996	1.875
(BXABTH)	□	AEDC TF 368 BODY-TAIL. BITIS (TAIL FIN T1)	30.000	.500	4.996	1.875
(BXABTI)	◇	AEDC TF 368 BODY-TAIL. BITIS (TAIL FIN T1)	35.000	.500	4.996	1.875
(BXABTJ)	◁	AEDC TF 368 BODY-TAIL. BITIS (TAIL FIN T1)	40.000	.500	4.996	1.875
(BXABTK)	◺	AEDC TF 368 BODY-TAIL. BITIS (TAIL FIN T1)	45.000	.500	4.996	1.875

REFERENCE INFORMATION

SREF	7.0240	SQ. IN.
LREF	4.9960	IN.
BREF	1.8750	IN.
XMRP	.5500	IN.
YMRP	.0000	IN.
ZMRP	.0000	IN.
SCALE	.0000	

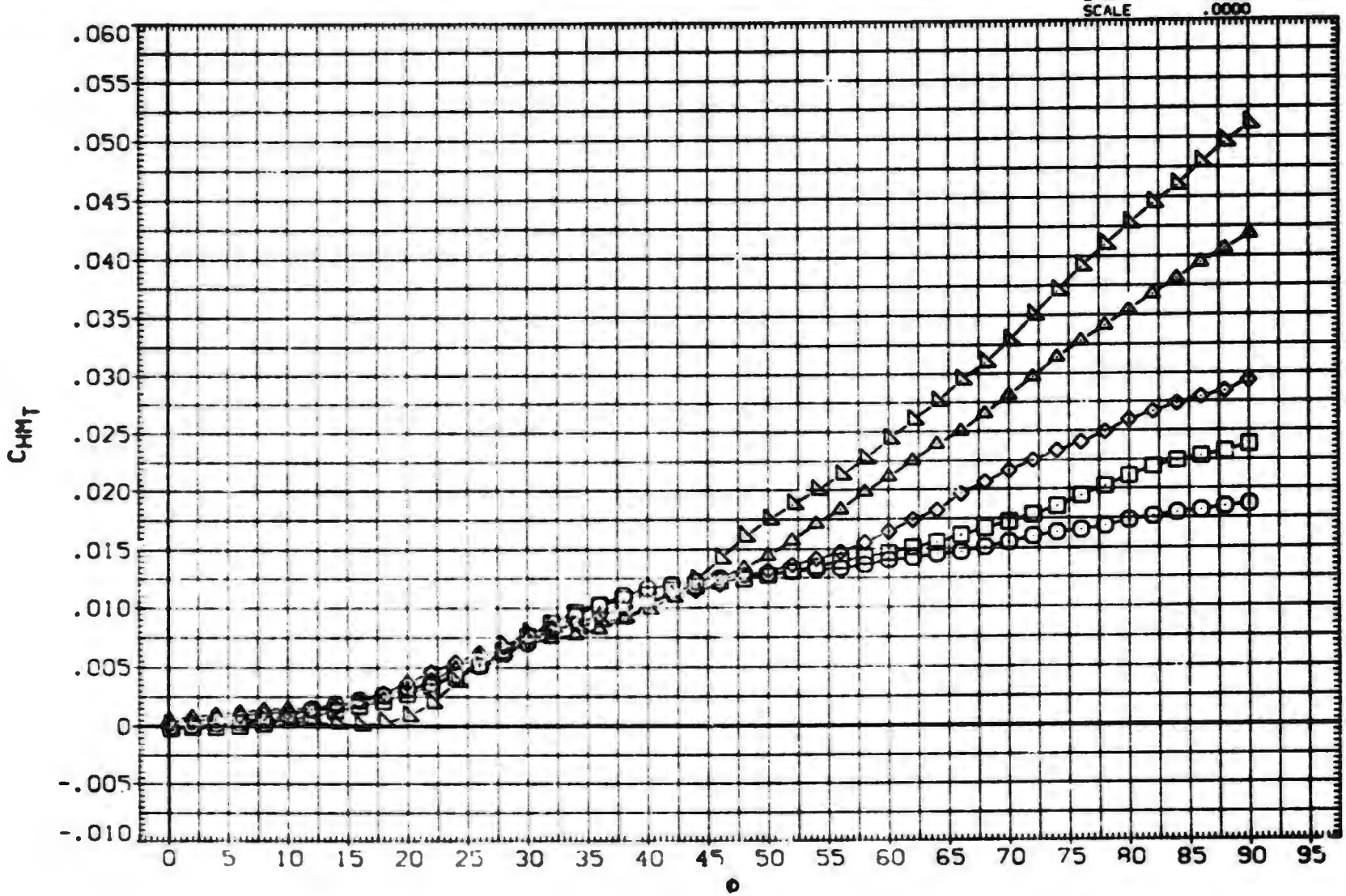

FIN AERODYNAMIC CHARACTERISTICS AS A FUNCTION OF ROLL ANGLE. BITIS (FIN 1)

(G)MACH = 3.01

DATA SET	SYMBOL	CONFIGURATION DESCRIPTION	ALPHA	LAMBDA	RT.CRD	SEMSPN
(BXABTG)	○	AEDC TF 368 BODY-TAIL. BIT15 (TAIL FIN T1)	25.000	.500	4.996	1.875
(BXABTH)	□	AEDC TF 368 BODY-TAIL. BIT15 (TAIL FIN T1)	30.000	.500	4.996	1.875
(BXABTI)	◇	AEDC TF 368 BODY-TAIL. BIT15 (TAIL FIN T1)	35.000	.500	4.996	1.875
(BXABTJ)	△	AEDC TF 368 BODY-TAIL. BIT15 (TAIL FIN T1)	40.000	.500	4.996	1.875
(BXABTK)	◺	AEDC TF 368 BODY-TAIL. BIT15 (TAIL FIN T1)	45.000	.500	4.996	1.8[illegible]

REFERENCE INFORMATION

SREF	7.0240	90. IN.
LREF	4.9960	IN.
BREF	1.8750	IN.
XMRP	.5300	IN.
YMRP	.0000	IN.
ZMRP	.0000	IN.
SCALE	.0000	

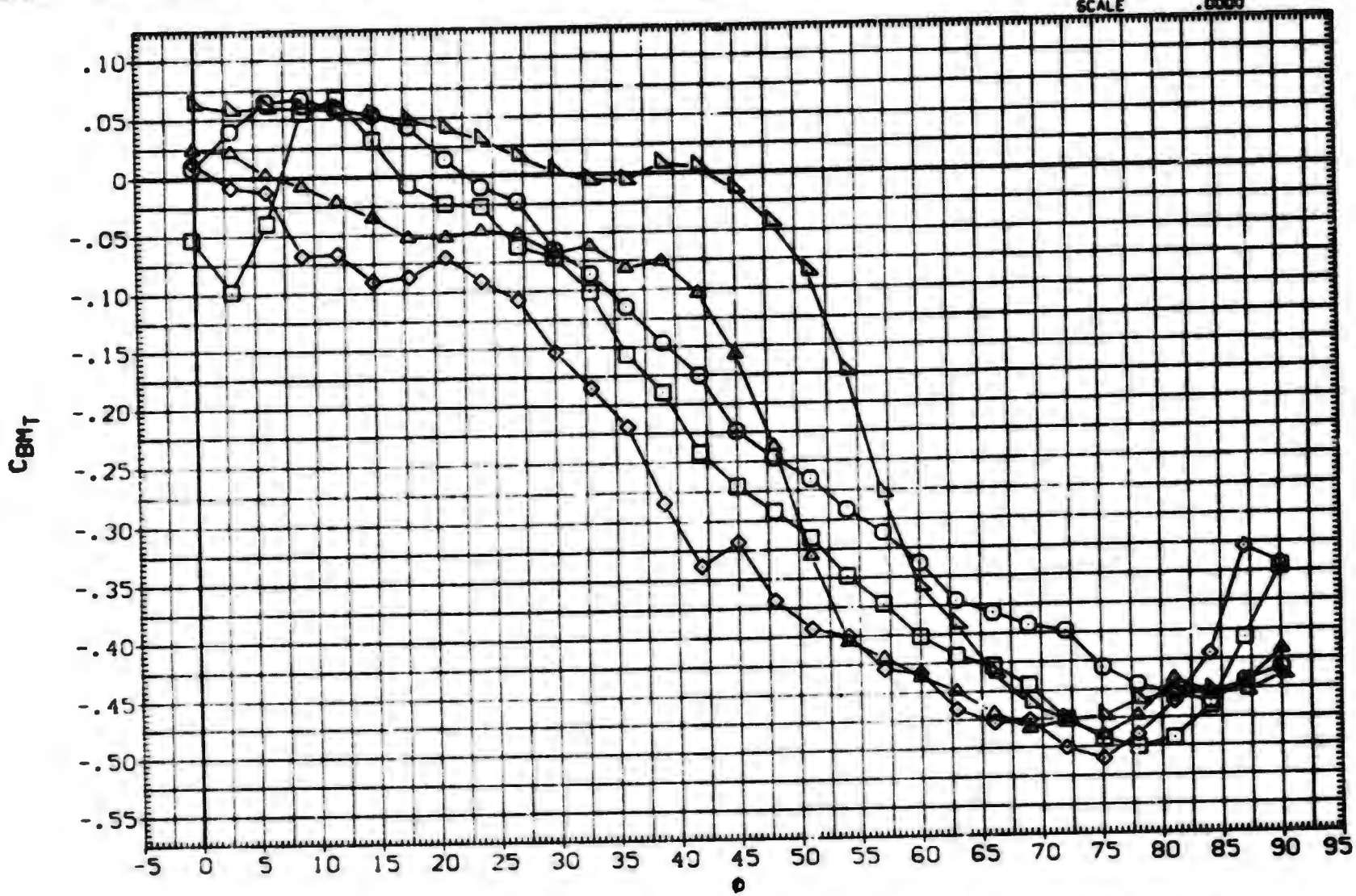

FIN AERODYNAMIC CHARACTERISTICS AS A FUNCTION OF ROLL ANGLE. BIT15 (FIN 1)

(A)MACH = .80

DATA SET	SYMBOL	CONFIGURATION DESCRIPTION	ALPHA	LAMBDA	RT.CRD	SEMSPN
(BXABTG)	○	AEDC TF 368 BODY-TAIL. B1T15 (TAIL FIN T1)	25.000	.500	4.996	1.875
(BXABTH)	□	AEDC TF 368 BODY-TAIL. B1T15 (TAIL FIN T1)	30.000	.500	4.996	1.875
(BXABTI)	◇	AEDC TF 368 BODY-TAIL. B1T15 (TAIL FIN T1)	35.000	.500	4.996	1.875
(BXABTJ)	△	AEDC TF 368 BODY-TAIL. B1T15 (TAIL FIN T1)	40.000	.500	4.996	1.875
(BXABTK)	◺	AEDC TF 368 BODY-TAIL. B1T15 (TAIL FIN T1)	45.000	.500	4.996	1.875

REFERENCE INFORMATION

SREF	7.0240	SQ.IN.
LREF	4.9960	IN.
BREF	1.8750	IN.
XMRP	.5500	IN.
YMRP	.0000	IN.
ZMRP	.0000	IN.
SCALE	.0000	

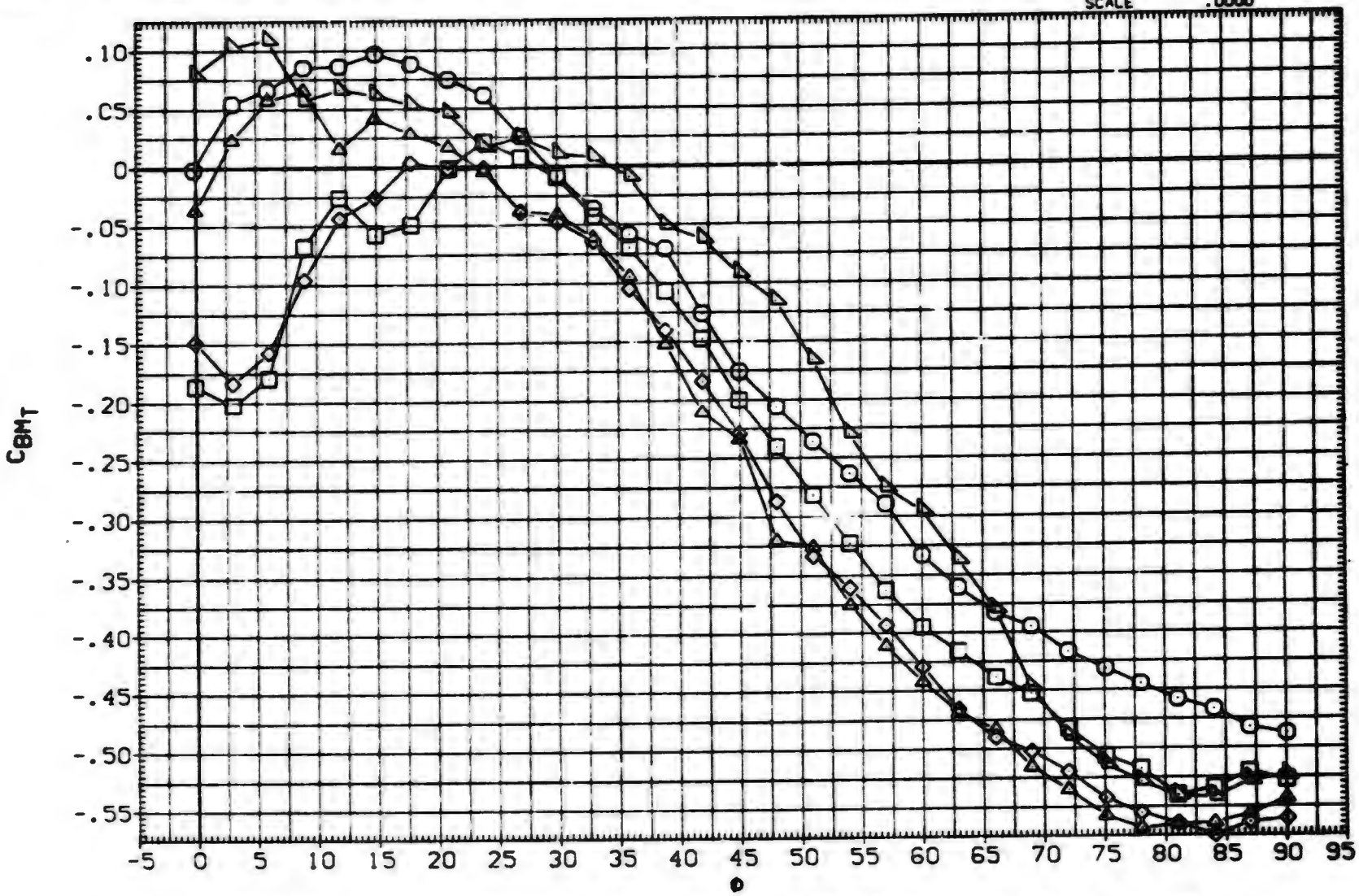

FIN AERODYNAMIC CHARACTERISTICS AS A FUNCTION OF ROLL ANGLE. B1T15 (FIN 1)

(B)MACH = 1.00

DATA SET	SYMBOL	CONFIGURATION DESCRIPTION	ALPHA	LAMBDA	RT.CRD	SEMSPN
(BXABTG)	○	AEDC TF 368 BODY-TAIL. B1T15 (TAIL FIN T1)	25.000	.500	4.996	1.875
(BXABTH)	□	AEDC TF 368 BODY-TAIL. B1T15 (TAIL FIN T1)	30.000	.500	4.996	1.875
(BXABTI)	◇	AEDC TF 368 BODY-TAIL. B1T15 (TAIL FIN T1)	35.000	.500	4.996	1.875
(BXABTJ)	△	AEDC TF 368 BODY-TAIL. B1T15 (TAIL FIN T1)	40.000	.500	4.996	1.875
(BXABTK)	◺	AEDC TF 368 BODY-TAIL. B1T15 (TAIL FIN T1)	45.000	.500	4.996	1.875

REFERENCE INFORMATION

SREF	7.0240	SQ. IN.
LREF	4.9960	IN.
BREF	1.8750	IN.
XMRP	.9500	IN.
YMRP	.0000	IN.
ZMRP	.0000	IN.
SCALE	.0000	

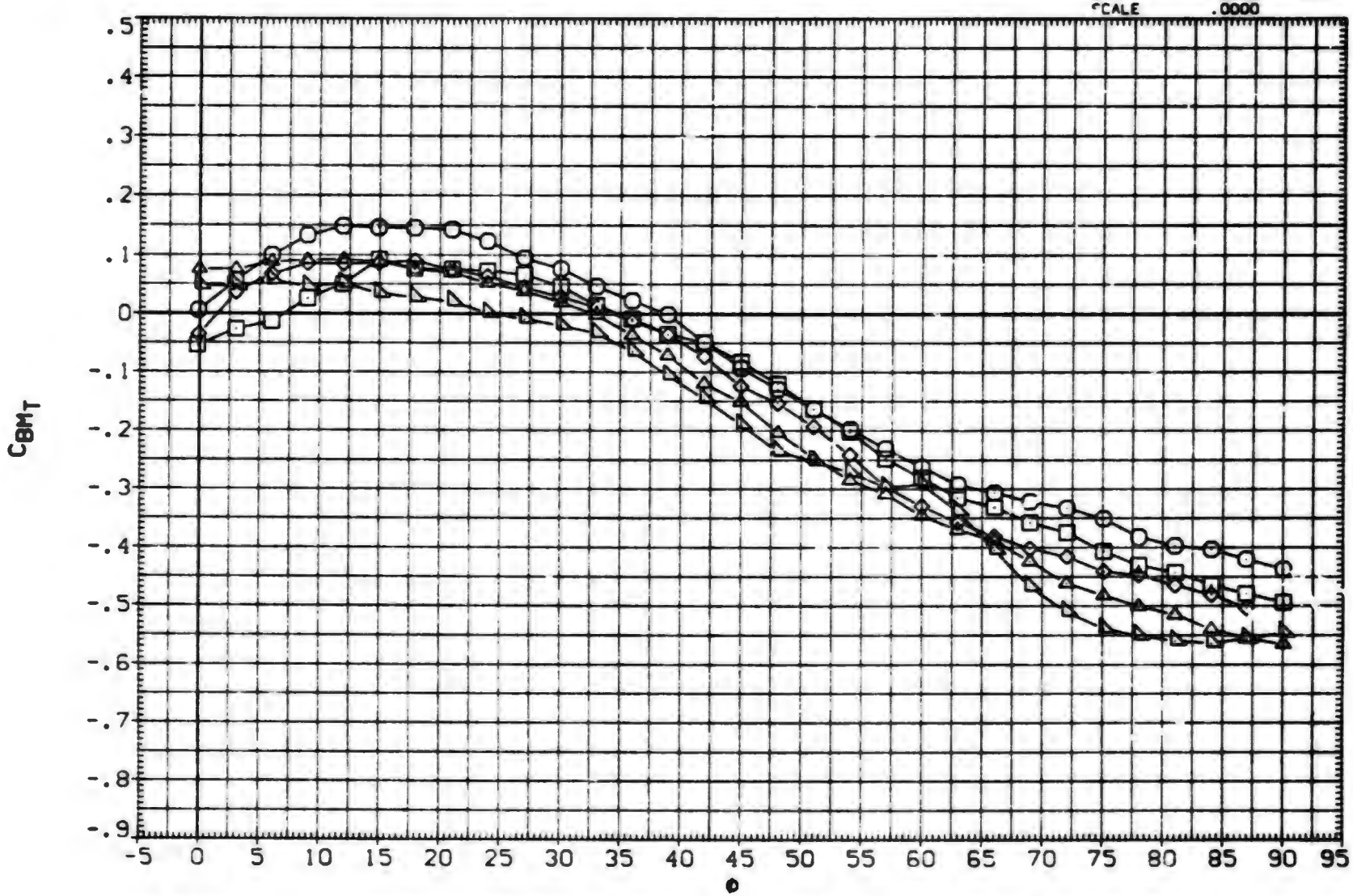

FIN AERODYNAMIC CHARACTERISTICS AS A FUNCTION OF ROLL ANGLE. B1T15 (FIN 1)

(C)MACH = 1.20

DATA SET	SYMBOL	CONFIGURATION DESCRIPTION
(BXABTG)	○	AEDC TF 368 BODY-TAIL. BIT15 (TAIL FIN T1)
(BXABTH)	□	DATA NOT AVAILABLE
(BXABTI)	◇	DATA NOT AVAILABLE
(BXABTJ)	◁	DATA NOT AVAILABLE
(BXABTK)	◸	DATA NOT AVAILABLE

ALPHA	LAMBDA	RT.CRD	SEMSPN
25.000	.500	4.996	1.875
30.000	.500	4.996	1.875
35.000	.500	4.996	1.875
40.000	.500	4.996	1.875
45.000	.500	4.996	1.875

REFERENCE INFORMATION

SREF	7.0240	SQ.IN.
LREF	4.9960	IN.
BREF	1.8750	IN.
XMRP	.5500	IN.
YMRP	.0000	IN.
ZMRP	.0000	IN.
SCALE	.0000	

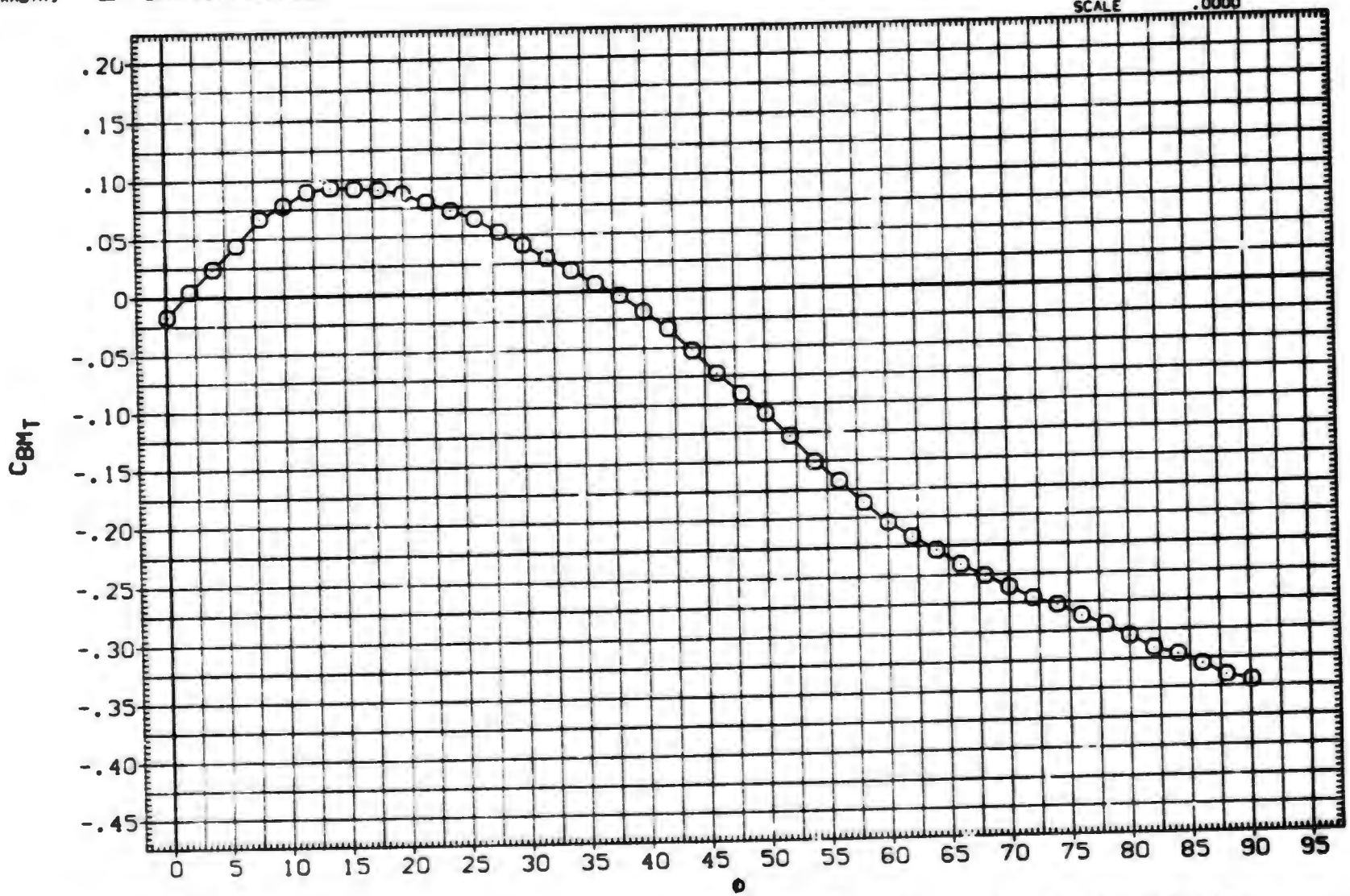

FIN AERODYNAMIC CHARACTERISTICS AS A FUNCTION OF ROLL ANGLE. BIT15 (FIN 1)

(D)MACH = 1.76

DATA SET	SYMBOL	CONFIGURATION DESCRIPTION	ALPHA	LAMBDA	RT.CRD	SEMSPN
(BXABTG)	○	AEDC TF 368 BODY-TAIL. B1T15 (TAIL FIN T1)	25.000	.500	4.996	1.875
(BXABTH)	□	AEDC TF 368 BODY-TAIL. B1T15 (TAIL FIN T1)	30.000	.500	4.996	1.875
(BXABTI)	◇	AEDC TF 368 BODY-TAIL. B1T15 (TAIL FIN T1)	35.000	.500	4.996	1.875
(BXABTJ)	◁	AEDC TF 368 BODY-TAIL. B1T15 (TAIL FIN T1)	40.000	.500	4.996	1.875
(BXABTK)	△	AEDC TF 368 BODY-TAIL. B1T15 (TAIL FIN T1)	45.000	.500	4.996	1.875

REFERENCE INFORMATION

SREF	7.0240	SQ.IN.
LREF	4.9960	IN.
BREF	1.8750	IN.
XMRP	.5500	IN.
YMRP	.0000	IN.
ZMRP	.0000	IN.
SCALE	.0000	

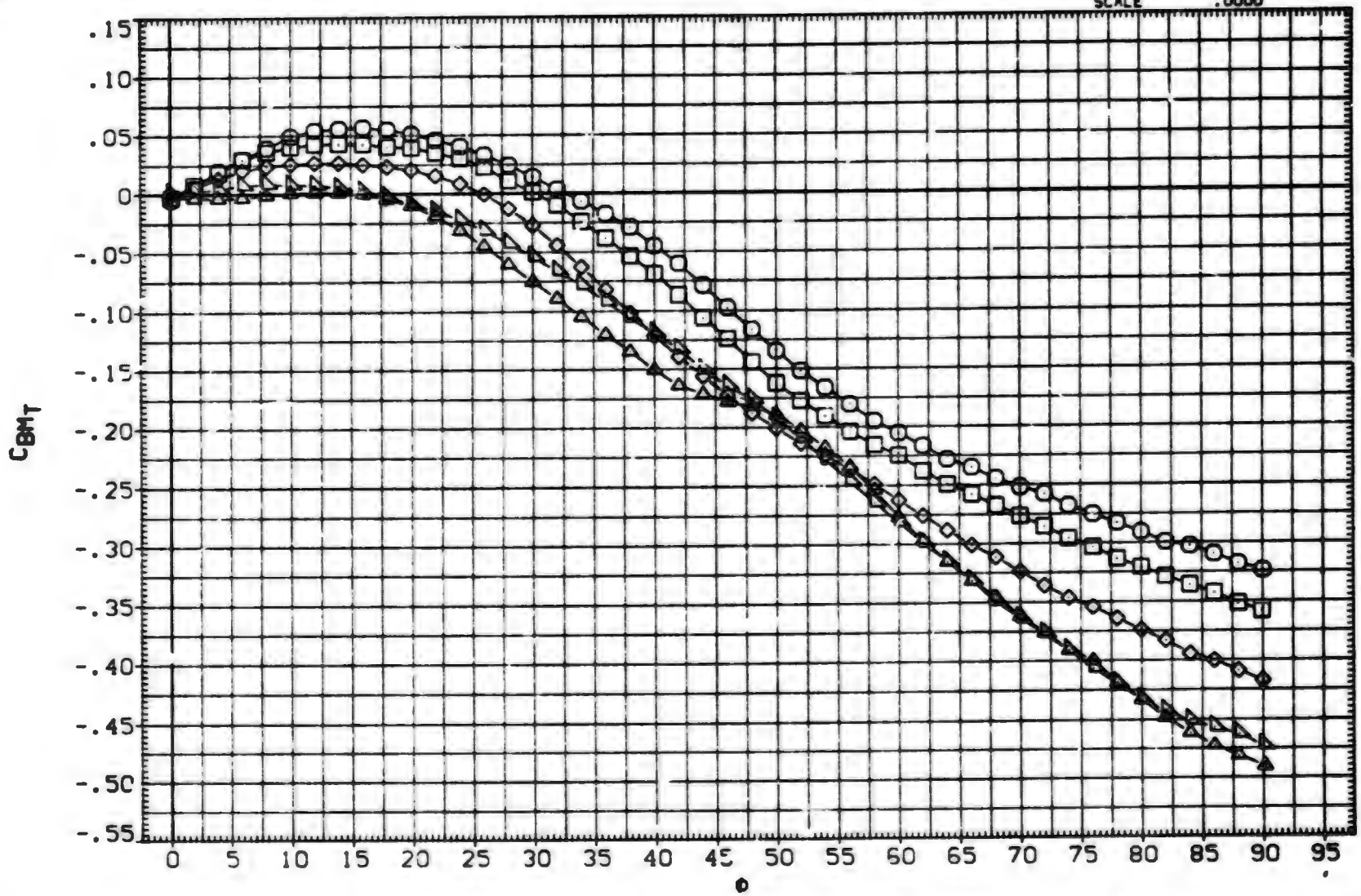

FIN AERODYNAMIC CHARACTERISTICS AS A FUNCTION OF ROLL ANGLE. B1T15 (FIN 1)

(E)MACH = 2.00

DATA SET	SYMBOL	CONFIGURATION DESCRIPTION	ALPHA	LAMBDA	RT.CRD	SEMSPN
(BXABTG)	○	AEDC TF 368 BODY-TAIL. BITIS (TAIL FIN TI)	25.000	.500	4.996	1.875
(BXABTH)	□	AEDC TF 368 BODY-TAIL. BITIS (TAIL FIN TI)	30.000	.500	4.996	1.875
(BXABTI)	◇	AEDC TF 368 BODY-TAIL. BITIS (TAIL FIN TI)	35.000	.500	4.996	1.875
(BXABTJ)	△	AEDC TF 368 BODY-TAIL. BITIS (TAIL FIN TI)	40.000	.500	4.996	1.875
(BXABTK)	◺	AEDC TF 368 BODY-TAIL. BITIS (TAIL FIN TI)	45.000	.500	4.996	1.875

REFERENCE INFORMATION

SREF	7.0240	SQ.IN.
LREF	4.9960	IN.
BREF	1.8750	IN.
XMRP	.5500	IN.
YMRP	.0000	IN.
ZMRP	.0000	IN.
SCALE	.0000	

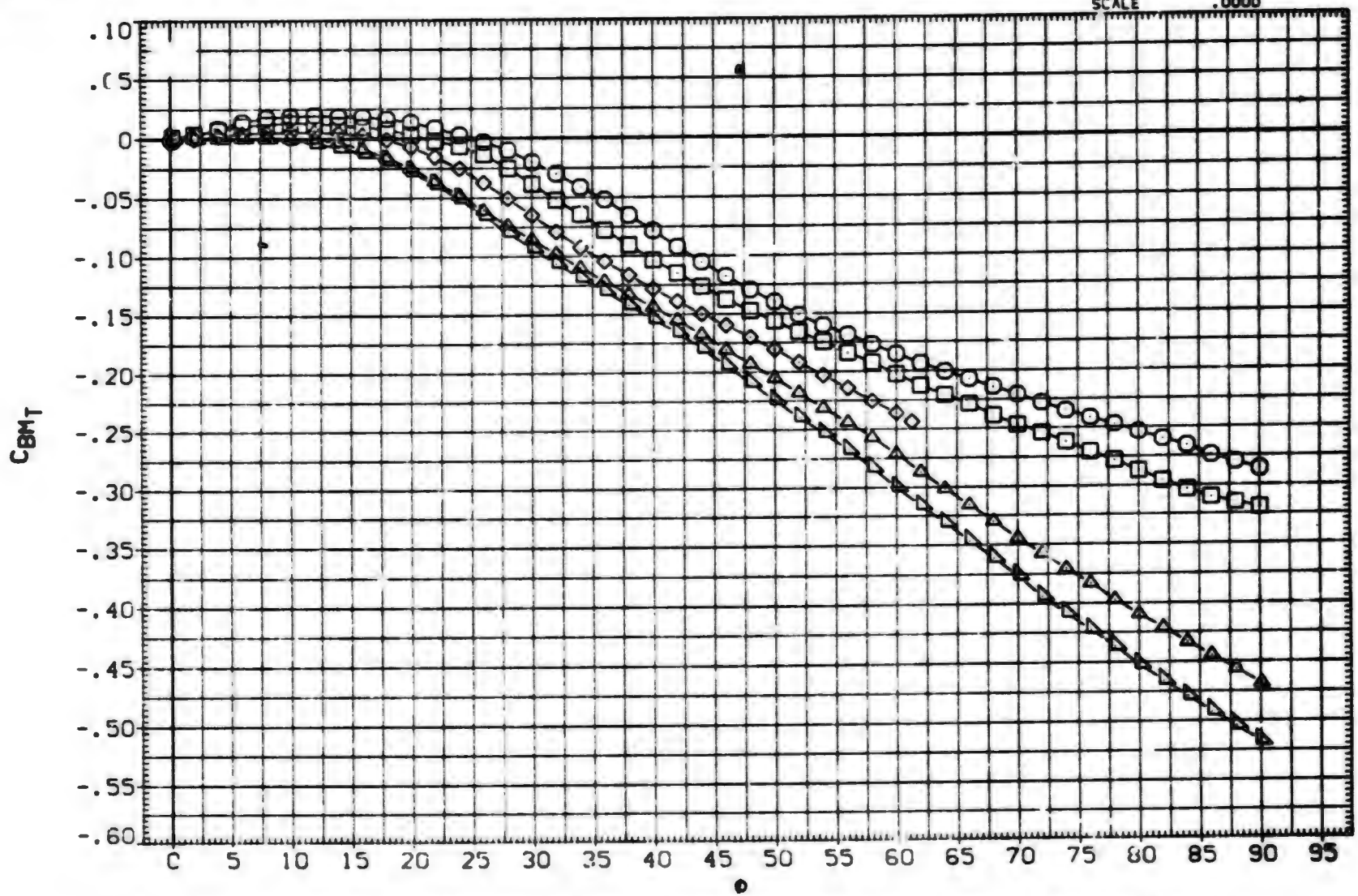

FIN AERODYNAMIC CHARACTERISTICS AS A FUNCTION OF ROLL ANGLE. BITIS (FIN 1)

(F)MACH = 2.50

DATA SET	SYMBOL	CONFIGURATION DESCRIPTION	ALPHA	LAMBDA	RT.CRD	SEMSPN
(BXABTG)	○	AEDC TF 368 BODY-TAIL. BIT15 (TAIL FIN T1)	25.000	.500	4.996	1.875
(BXABTH)	□	AEDC TF 368 BODY-TAIL. BIT15 (TAIL FIN T1)	30.000	.500	4.996	1.875
(BXABTI)	◇	AEDC TF 368 BODY-TAIL. BIT15 (TAIL FIN T1)	35.000	.500	4.996	1.875
(BXABTJ)	△	AEDC TF 368 BODY-TAIL. BIT15 (TAIL FIN T1)	40.000	.500	4.996	1.875
(BXABTK)	◺	AEDC TF 368 BODY-TAIL. BIT15 (TAIL FIN T1)	45.000	.500	4.996	1.875

REFERENCE INFORMATION

SREF	7.0240	SQ. IN.
LREF	4.9960	IN.
BREF	1.8750	IN.
XMRP	.3500	IN.
YMRP	.0000	IN.
ZMRP	.0000	IN.
SCALE	.0000	

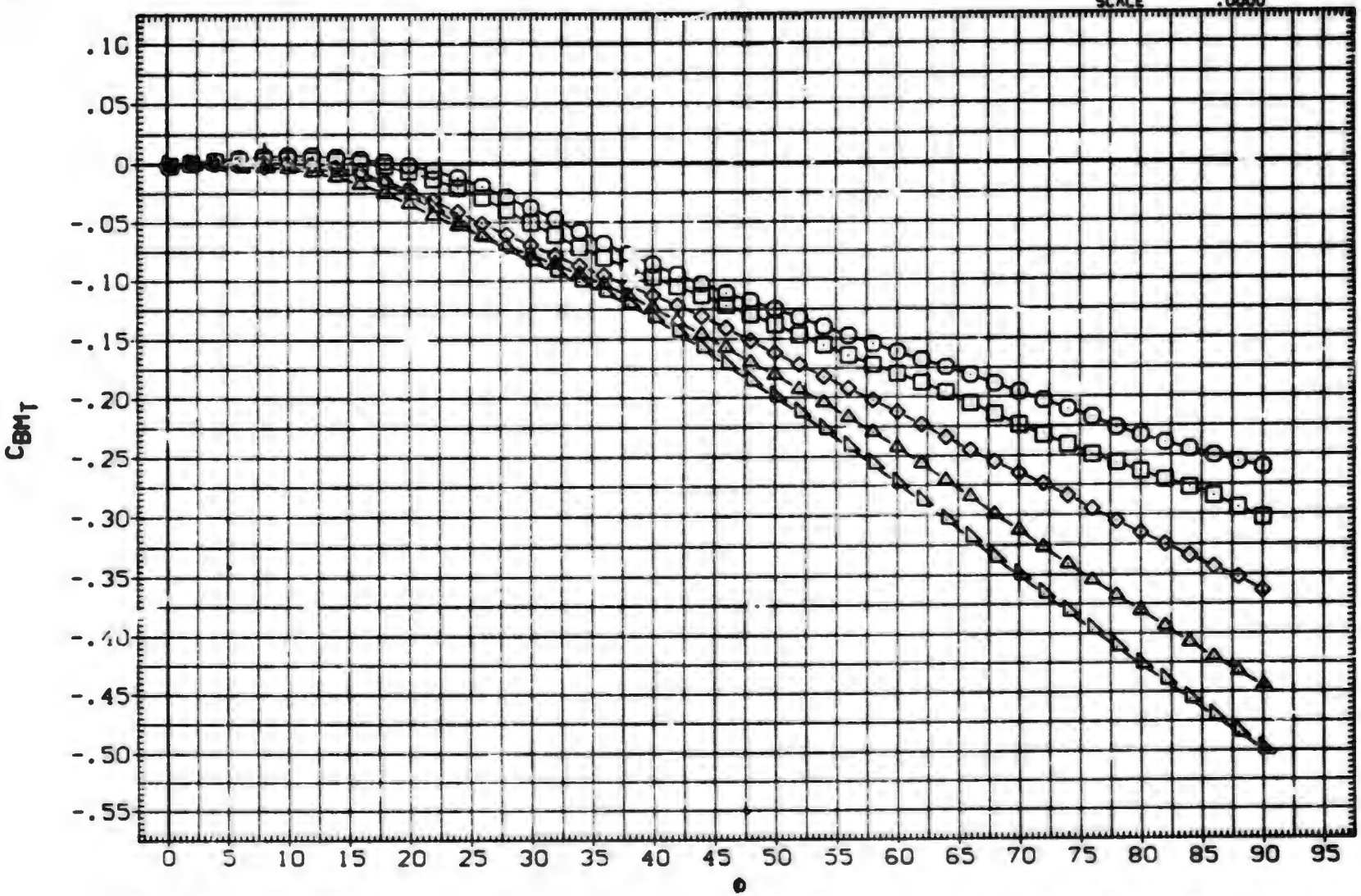

FIN AERODYNAMIC CHARACTERISTICS AS A FUNCTION OF ROLL ANGLE. BIT15 (FIN 1)

(G)MACH = 3.01

DATA SET	SYMBOL	CONFIGURATION DESCRIPTION	ALPHA	LAMBDA	RT.CRD	SEMSPN
(BXABTG)	○	AEDC TF 368 BODY-TAIL. B1T15 (TAIL FIN T1)	25.000	.500	4.996	1.875
(BXABTH)	□	AEDC TF 368 BODY-TAIL. B1T15 (TAIL FIN T1)	30.000	.500	4.996	1.875
(BXABTI)	◇	AEDC TF 368 BODY-TAIL. B1T15 (TAIL FIN T1)	35.000	.500	4.996	1.875
(BXABTJ)	△	AEDC TF 368 BODY-TAIL. B1T15 (TAIL FIN T1)	40.000	.500	4.996	1.875
(BXABTK)	◺	AEDC TF 368 BODY-TAIL. B1T15 (TAIL FIN T1)	45.000	.500	4.996	1.875

REFERENCE INFORMATION

SREF	7.0240	SQ. IN.
LREF	4.9960	IN.
BREF	1.8750	IN.
XMRP	.5500	IN.
YMRP	.0000	IN.
ZMRP	.0000	IN.
SCALE	.0000	

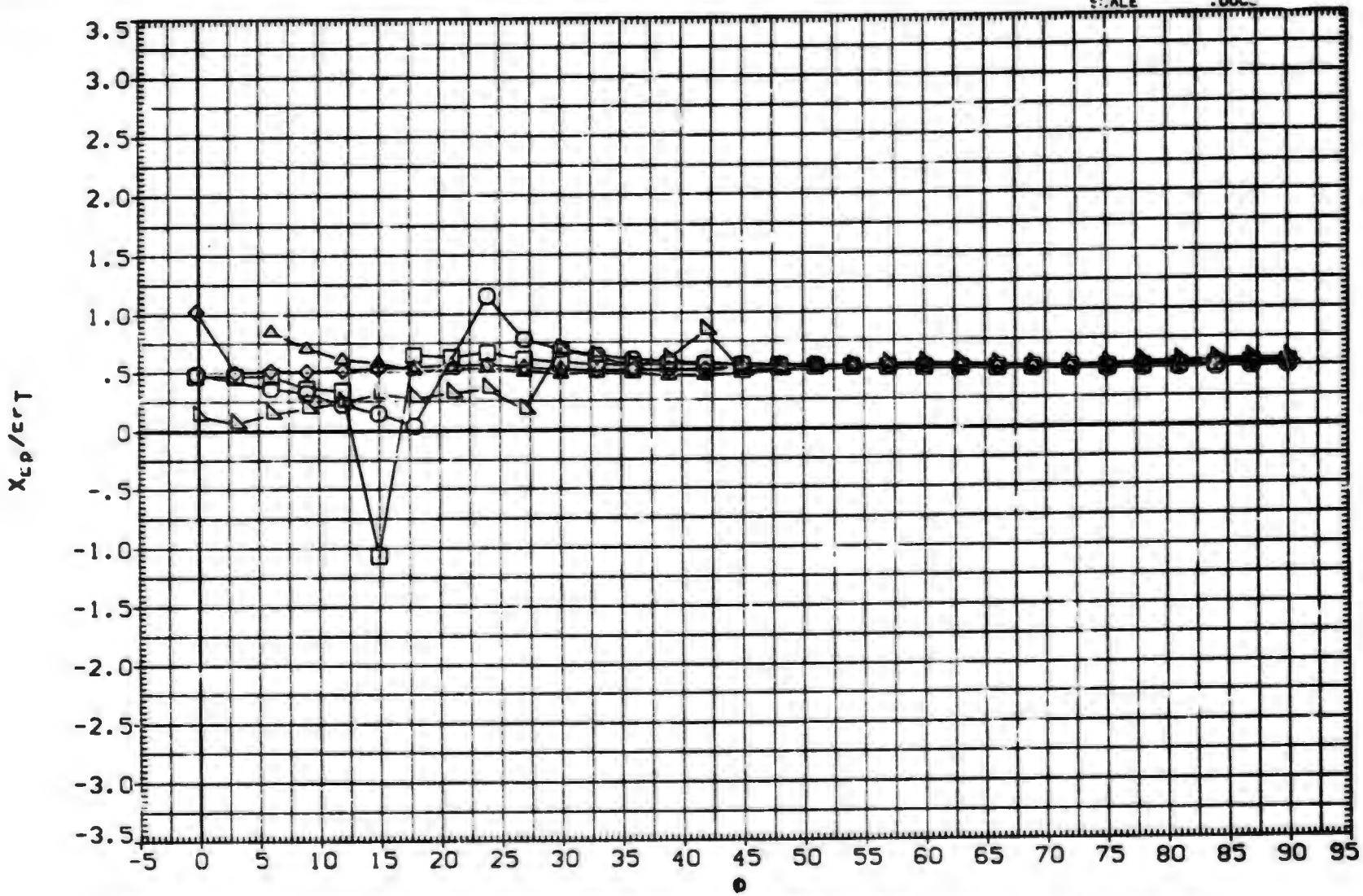

FIN AERODYNAMIC CHARACTERISTICS AS A FUNCTION OF ROLL ANGLE. B1T15 (FIN 1)

(A)MACH = .80

DATA SET	SYMBOL	CONFIGURATION DESCRIPTION	ALPHA	LAMBDA	RT.CRD	SEMSPN
(BXABTG)	○	AEDC TF 368 BODY-TAIL. BITIS (TAIL FIN TI)	25.000	.500	4.996	1.875
(BXABTH)	□	AEDC TF 368 BODY-TAIL. BITIS (TAIL FIN TI)	30.000	.500	4.996	1.875
(BXABTI)	◇	AEDC TF 368 BODY-TAIL. BITIS (TAIL FIN TI)	35.000	.500	4.996	1.875
(BXABTJ)	△	AEDC TF 368 BODY-TAIL. BITIS (TAIL FIN TI)	40.000	.500	4.996	1.875
(BXABTK)	◺	AEDC TF 368 BODY-TAIL. BITIS (TAIL FIN TI)	45.000	.500	4.996	1.875

REFERENCE INFORMATION

SREF	7.0240	SQ.IN.
LREF	4.9960	IN.
BREF	1.8750	IN.
XMRP	.9500	IN.
YMRP	.0000	IN.
ZMRP	.0000	IN.
SCALE	.0000	

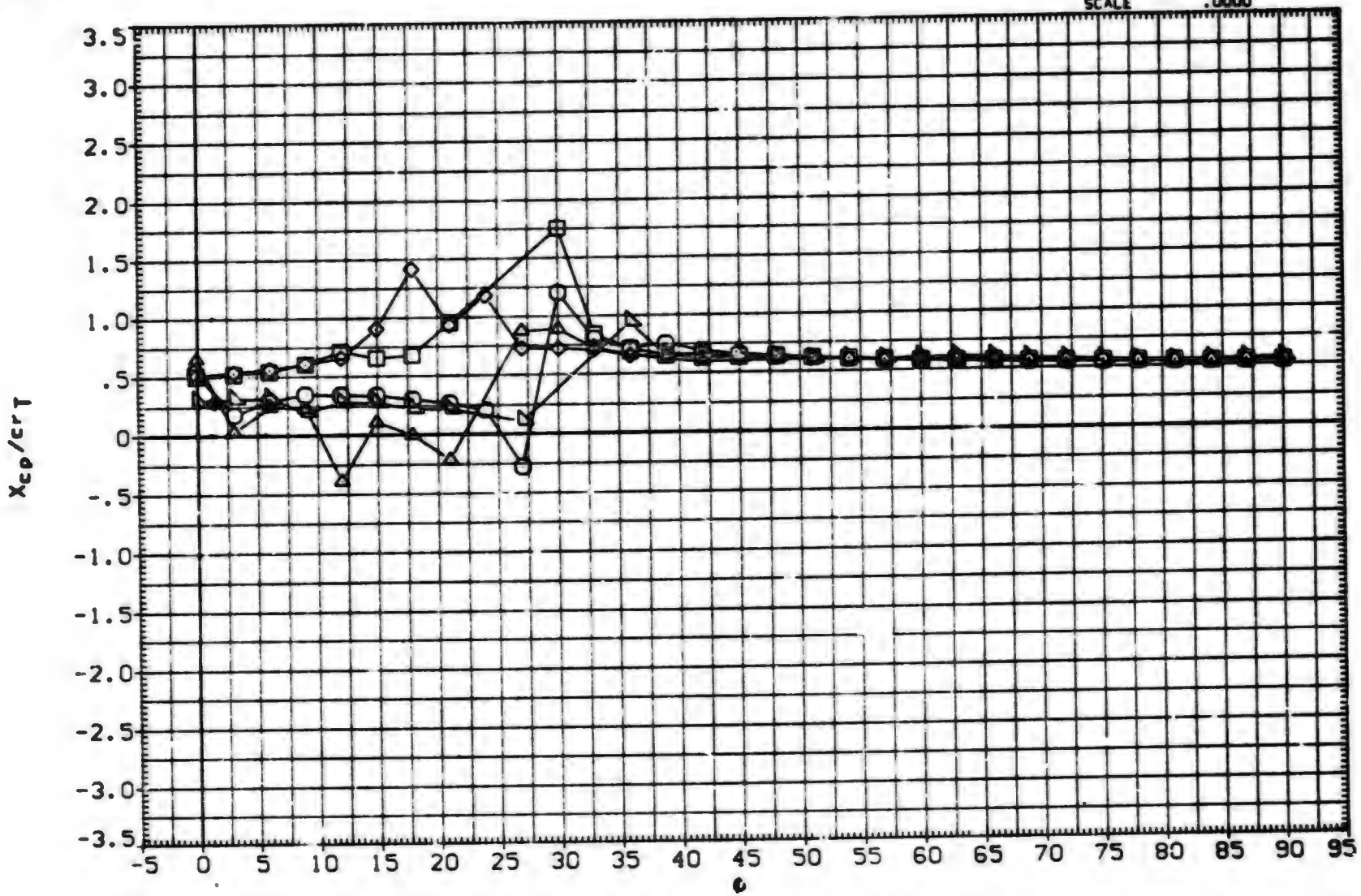

FIN AERODYNAMIC CHARACTERISTICS AS A FUNCTION OF ROLL ANGLE. BITIS (FIN 1)

(B)MACH = 1.00

DATA SET	SYMBOL	CONFIGURATION DESCRIPTION	ALPHA	LAMBDA	RT.CRD	SEMSPN
(BxABTG)	○	AEDC TF 368 BODY-TAIL. B1T15 (TAIL FIN T1)	25.000	.500	4.996	1.875
(BxABTH)	□	AEDC TF 368 BODY-TAIL. B1T15 (TAIL FIN T1)	30.000	.500	4.996	1.875
(BxABTI)	◇	AEDC TF 368 BODY-TAIL. B1T15 (TAIL FIN T1)	35.000	.500	4.996	1.875
(BxABTJ)	△	AEDC TF 368 BODY-TAIL. B1T15 (TAIL FIN T1)	40.000	.500	4.996	1.875
(BxABTK)	◁	AEDC TF 368 BODY-TAIL. B1T15 (TAIL FIN T1)	45.000	.500	4.996	1.875

REFERENCE INFORMATION

SREF	7.0240	SQ. IN.
LREF	4.9960	IN.
BREF	1.8750	IN.
XMRP	.5500	IN.
YMRP	.0000	IN.
ZMRP	.0000	IN.
SCALE	.0000	

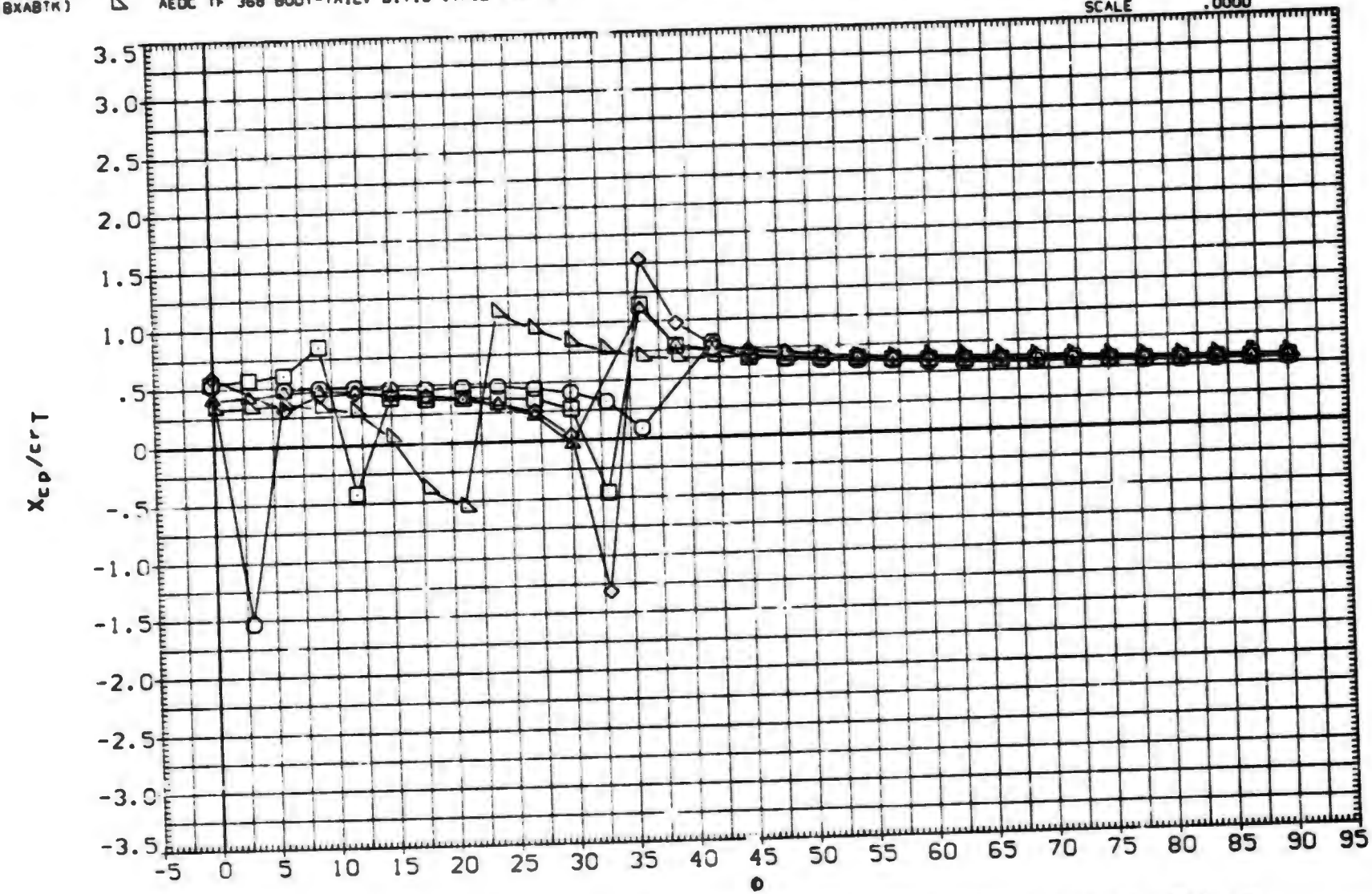

FIN AERODYNAMIC CHARACTERISTICS AS A FUNCTION OF ROLL ANGLE. B1T15 (FIN 1)

(C)MACH = 1.20

DATA SET	SYMBOL	CONFIGURATION DESCRIPTION
(BXABTG)	○	AEDC TF 368 BODY-TAIL. B1T15 (TAIL FIN T1)
(BXABTH)	□	DATA NOT AVAILABLE
(BXABTI)	◇	DATA NOT AVAILABLE
(BXABTJ)	◁	DATA NOT AVAILABLE
(BXABTK)	△	DATA NOT AVAILABLE

ALPHA	LAMBDA	RT.CRD	SEMSPN
25.000	.500	4.996	1.875
30.000	.500	4.996	1.875
35.000	.500	4.996	1.875
40.000	.500	4.996	1.875
45.000	.500	4.996	1.875

REFERENCE INFORMATION

SREF	7.0240	SQ.IN.
LREF	4.9960	IN.
BREF	1.8750	IN.
XMRP	.5500	IN.
YMRP	.0000	IN.
ZMRP	.0000	IN.
SCALE	.0000	

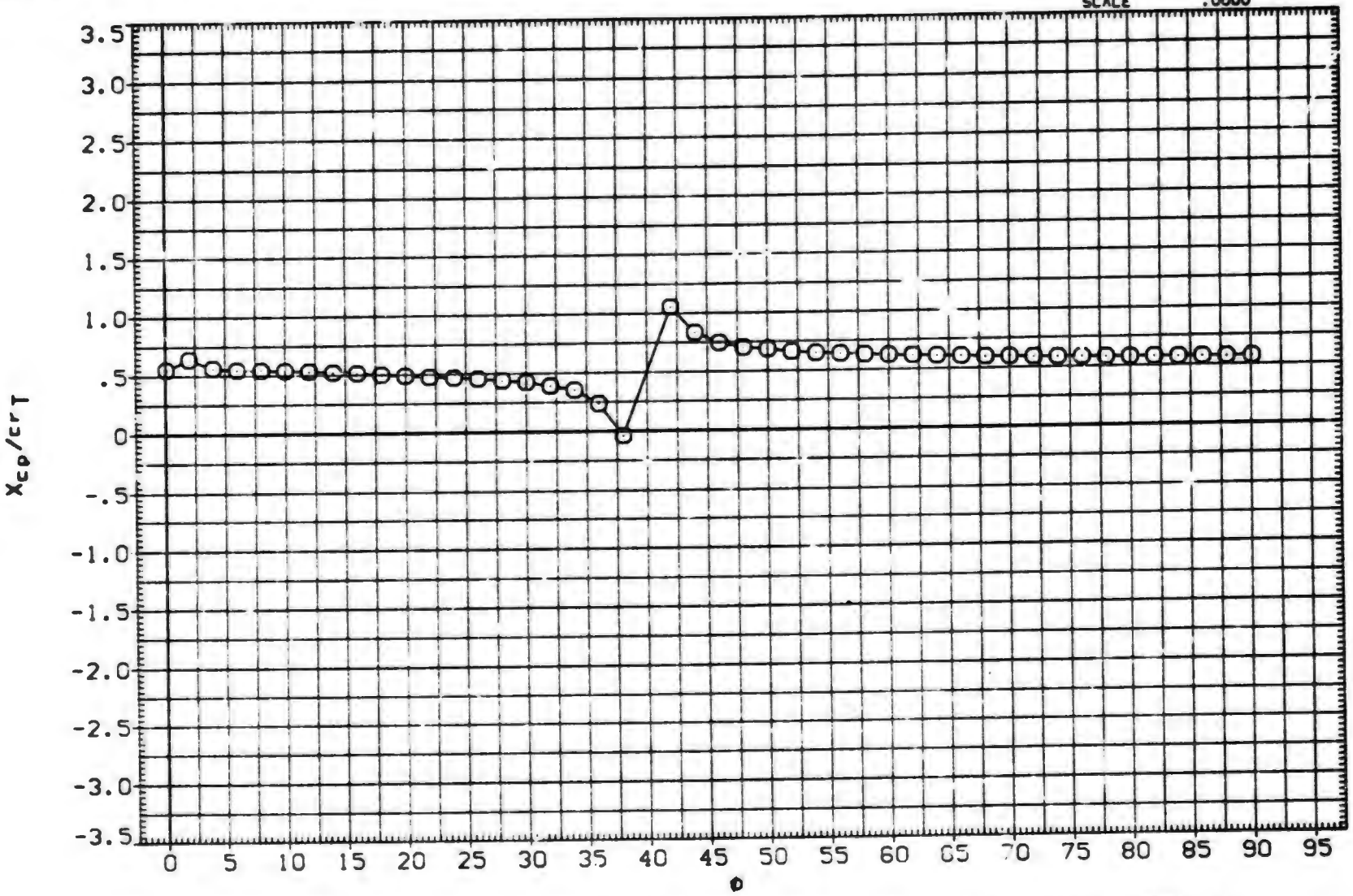

FIN AERODYNAMIC CHARACTERISTICS AS A FUNCTION OF ROLL ANGLE. B1T15 (FIN 1)

(D)MACH = 1.76

DATA SET	SYMBOL	CONFIGURATION DESCRIPTION	ALPH.	LAMBDA	RT.CRD	SEMSPN
(BXABTG)	○	AEDC TF 368 BODY-TAIL. BITIS (TAIL FIN T1)	25.000	.500	4.996	1.875
(BXABTH)	□	AEDC TF 368 BODY-TAIL. BITIS (TAIL FIN T1)	30.000	.500	4.996	1.875
(BXABTI)	◇	AEDC TF 368 BODY-TAIL. BITIS (TAIL FIN T1)	35.000	.500	4.996	1.875
(BXABTJ)	⊠	AEDC TF 368 BODY-TAIL. BITIS (TAIL FIN T1)	40.000	.500	4.996	1.875
(BXABTK)	△	AEDC TF 368 BODY-TAIL. BITIS (TAIL FIN T1)	45.000	.500	4.996	1.875

REFERENCE INFORMATION

SREF	7.0240	SQ.IN.
LREF	4.9960	IN.
BREF	1.8750	IN.
XMRP	.5500	IN.
YMRP	.0000	IN.
ZMRP	.0000	IN.
SCALE	.0000	

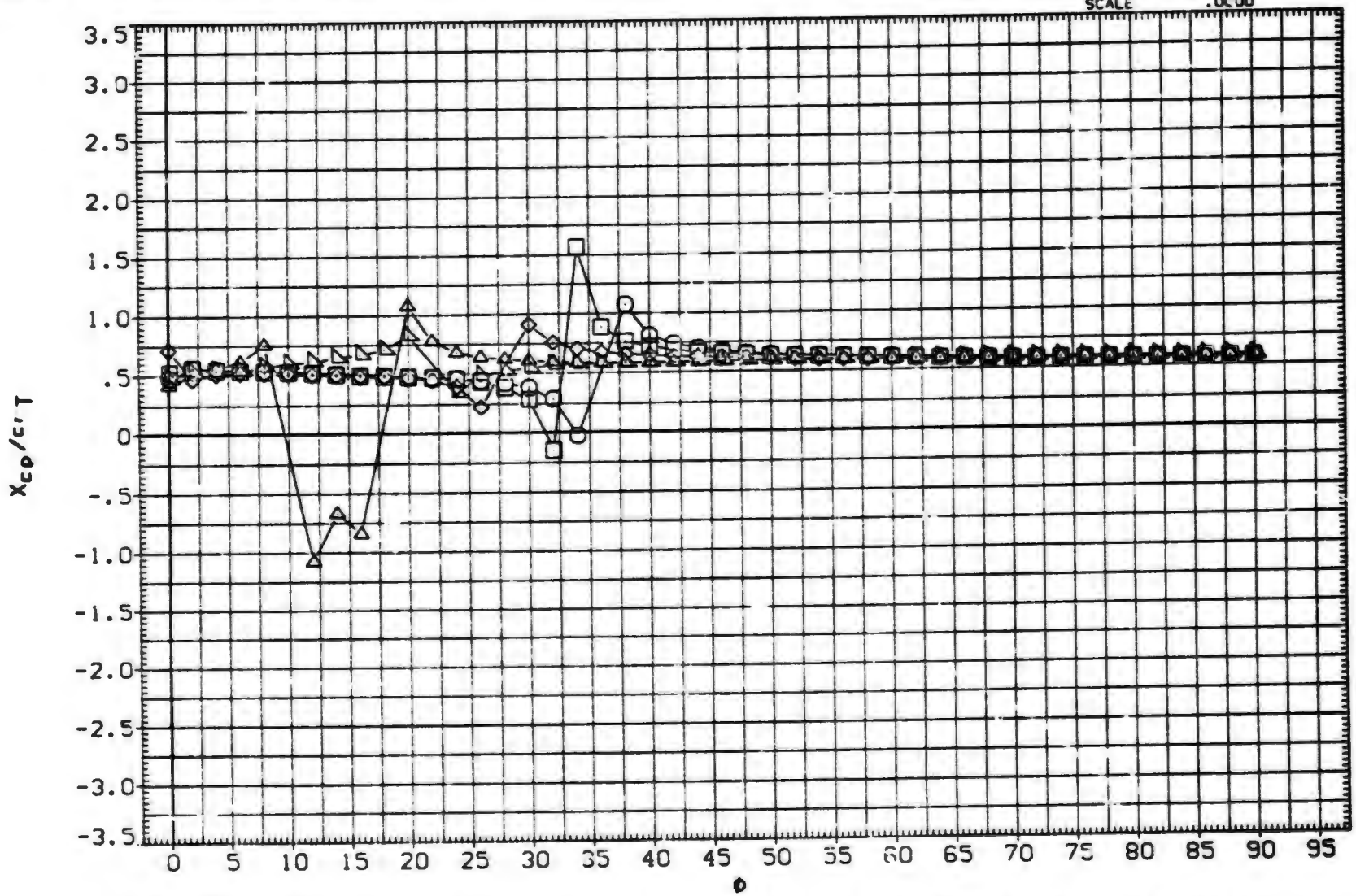

FIN AERODYNAMIC CHARACTERISTICS AS A FUNCTION OF ROLL ANGLE. BITIS (FIN 1)

(E)MACH = 2.00

DATA SET	SYMBOL	CONFIGURATION DESCRIPTION	ALPHA	LAMBDA	RT.CRD	SEMSPN
(BXABTG)	○	AEDC TF 368 BODY-TAIL. BIT15 (TAIL FIN T1)	25.000	.500	4.996	1.875
(BXABTH)	□	AEDC TF 368 BODY-TAIL. BIT15 (TAIL FIN T1)	30.000	.500	4.996	1.875
(BXABTI)	◇	AEDC TF 368 BODY-TAIL. BIT15 (TAIL FIN T1)	35.000	.500	4.996	1.875
(BXABTJ)	△	AEDC TF 368 BODY-TAIL. BIT15 (TAIL FIN T1)	40.000	.500	4.996	1.875
(BXABTK)	◺	AEDC TF 368 BODY-TAIL. BIT15 (TAIL FIN T1)	45.000	.500	4.996	1.875

REFERENCE INFORMATION

SREF	7.0240	SQ.IN.
LREF	4.9960	IN.
BREF	1.8750	IN.
XMRP	.5500	IN.
YMRP	.0000	IN.
ZMRP	.0000	IN.
SCALE	.0000	

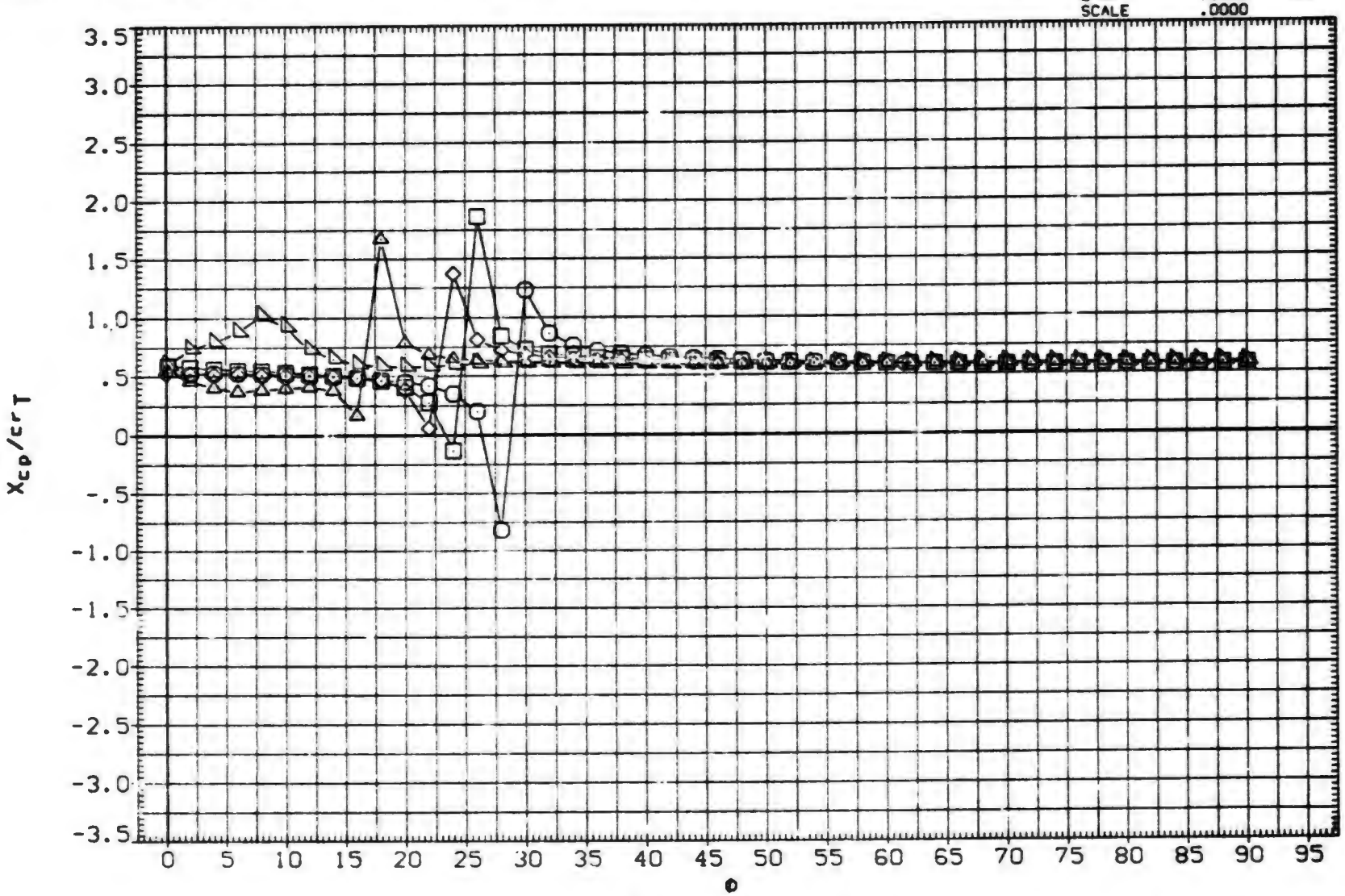

FIN AERODYNAMIC CHARACTERISTICS AS A FUNCTION OF ROLL ANGLE. BIT15 (FIN 1)

(F)MACH = 2.50

DATA SET	SYMBOL	CONFIGURATION DESCRIPTION	ALPHA	LAMBDA	RT.CRD	SEMSPN
(BXABTG)	○	AEDC TF 368 BODY-TAIL. B1T15 (TAIL FIN T1)	25.000	.500	4.996	1.875
(BXABTH)	□	AEDC TF 368 BODY-TAIL. B1T15 (TAIL FIN T1)	30.000	.500	4.996	1.875
(BXABTI)	◇	AEDC TF 368 BODY-TAIL. B1T15 (TAIL FIN T1)	35.000	.500	4.996	1.875
(BXABTJ)	△	AEDC TF 368 BODY-TAIL. B1T15 (TAIL FIN T1)	40.000	.500	4.996	1.875
(BXABTK)	◺	AEDC TF 368 BODY-TAIL. B1T15 (TAIL FIN T1)	45.000	.500	4.996	1.875

REFERENCE INFORMATION

SREF	7.0240	SQ.IN.
LREF	4.9960	IN.
BREF	1.8750	IN.
XMRP	.5500	IN.
YMRP	.0000	IN.
ZMRP	.0000	IN.
SCALE	.0000	

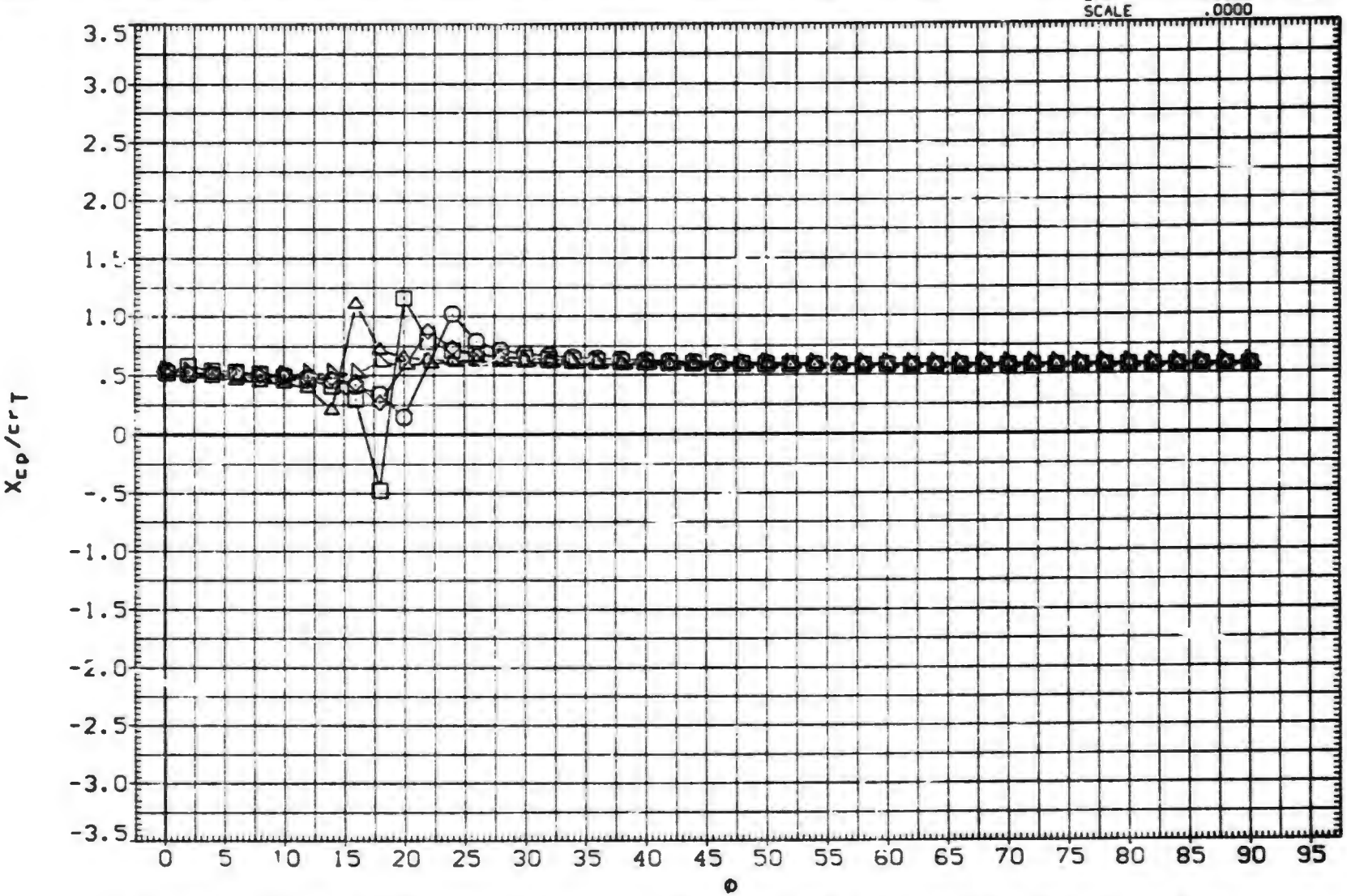

FIN AERODYNAMIC CHARACTERISTICS AS A FUNCTION OF ROLL ANGLE. B1T15 (FIN 1)

(G)MACH = 3.01

DATA SET	SYMBOL	CONFIGURATION DESCRIPTION	ALPHA	LAMBDA	RT.CRD	SEMSPN
(BXABTG)	○	AEDC TF 368 BODY-TAIL. B1T15 (TAIL FIN T1)	25.000	.500	4.996	1.875
(BXABTH)	□	AEDC TF 368 BODY-TAIL. B1T15 (TAIL FIN T1)	30.000	.500	4.996	1.875
(BXABTI)	◇	AEDC TF 368 BODY-TAIL. B1T15 (TAIL FIN T1)	35.000	.500	4.996	1.875
(BXABTJ)	△	AEDC TF 368 BODY-TAIL. B1T15 (TAIL FIN T1)	40.000	.500	4.996	1.875
(BXABTK)	◺	AEDC TF 368 BODY-TAIL. B1T15 (TAIL FIN T1)	45.000	.500	4.996	1.875

REFERENCE INFORMATION

SREF	7.0240	SQ.IN.
LREF	4.9960	IN.
BREF	1.8750	IN.
XMRP	.5500	IN.
YMRP	.0000	IN.
ZMRP	.0000	IN.
SCALE	.0000	

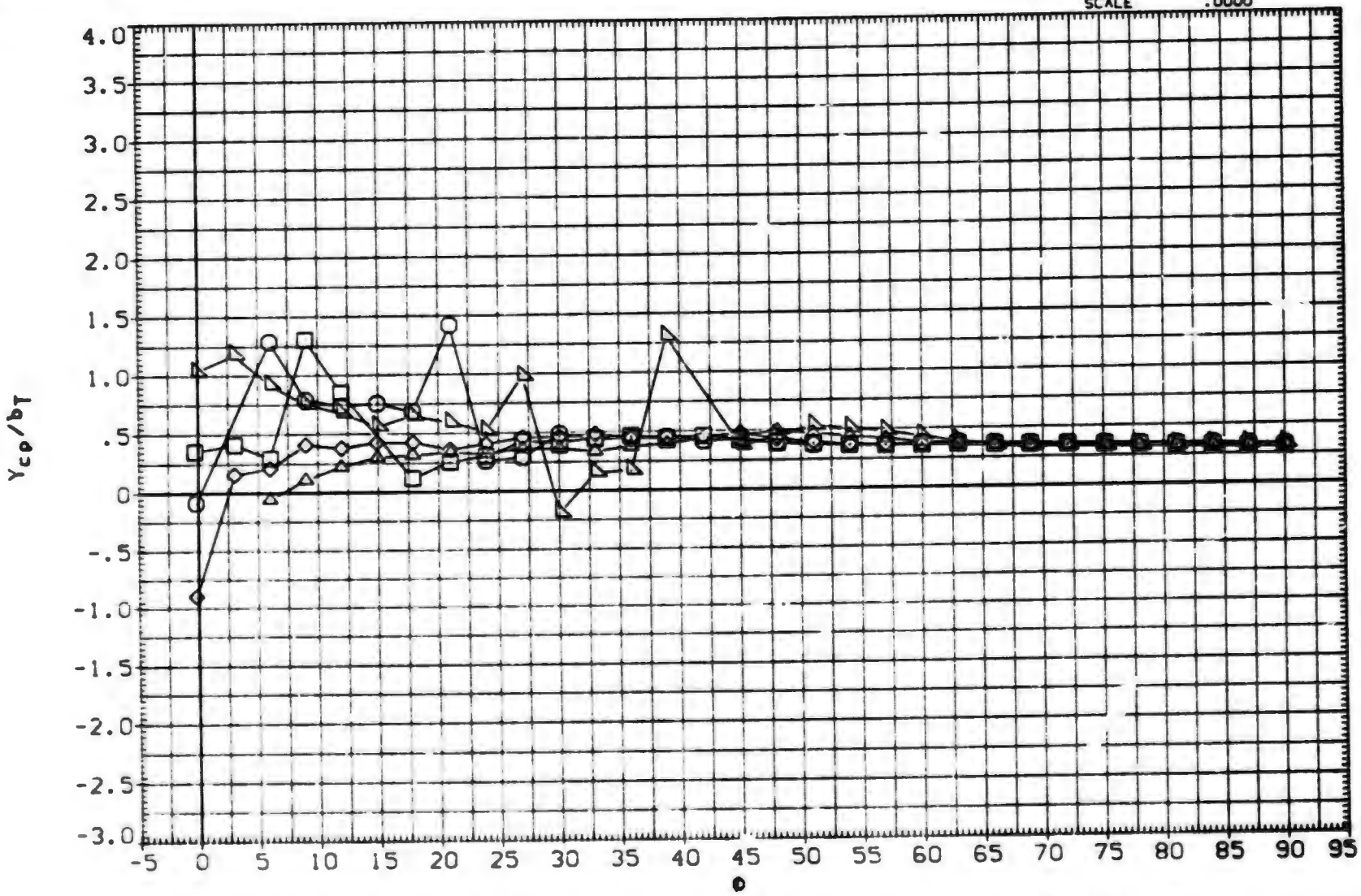

FIN AERODYNAMIC CHARACTERISTICS AS A FUNCTION OF ROLL ANGLE. B1T15 (FIN 1)

(A)MACH = .80

DATA SET	SYMBOL	CONFIGURATION DESCRIPTION	ALPHA	LAMBDA	RT.CRD	SEMSPN
(BXABTG)	○	AEDC TF 368 BODY-TAIL. B1T15 (TAIL FIN T1)	25.000	.500	4.996	1.875
(BXABTH)	□	AEDC TF 368 BODY-TAIL. B1T15 (TAIL FIN T1)	30.000	.500	4.996	1.875
(BXABTI)	◇	AEDC TF 368 BODY-TAIL. B1T15 (TAIL FIN T1)	35.000	.500	4.996	1.875
(BXABTJ)	△	AEDC TF 368 BODY-TAIL. B1T15 (TAIL FIN T1)	40.000	.500	4.996	1.875
(BXABTK)	◺	AEDC TF 368 BODY-TAIL. B1T15 (TAIL FIN T1)	45.000	.500	4.996	1.875

REFERENCE INFORMATION

SREF	7.0240	SQ. IN.
LREF	4.9960	IN.
BREF	1.8750	IN.
XMRP	.5500	IN.
YMRP	.0000	IN.
ZMRP	.0000	IN.
SCALE	.0000	

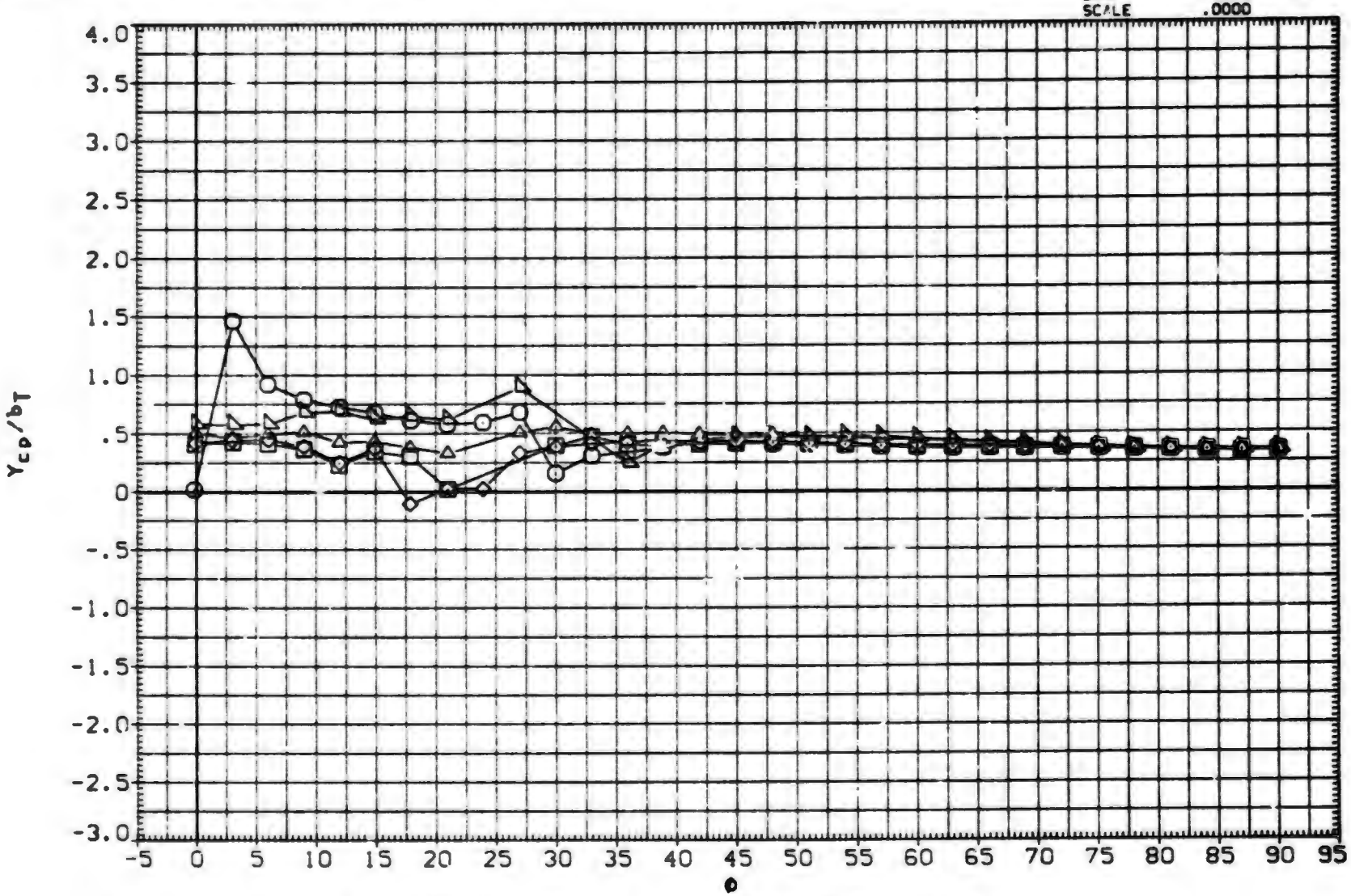

FIN AERODYNAMIC CHARACTERISTICS AS A FUNCTION OF ROLL ANGLE. B1T15 (FIN 1)

(B)MACH = 1.00

DATA SET	SYMBOL	CONFIGURATION DESCRIPTION	ALPHA	LAMBDA	RT.CRD	SEMSPN
(BXABTG)	○	AEDC TF 368 BODY-TAIL. BITIS (TAIL FIN T1)	25.000	.500	4.996	1.875
(BXABTH)	□	AEDC TF 368 BODY-TAIL. BITIS (TAIL FIN T1)	30.000	.500	4.996	1.875
(BXABTI)	◇	AEDC TF 368 BODY-TAIL. BITIS (TAIL FIN T1)	35.000	.500	4.996	1.875
(BXABTJ)	△	AEDC TF 368 BODY-TAIL. BITIS (TAIL FIN T1)	40.000	.500	4.996	1.875
(BXABTM)	◺	AEDC TF 368 BODY-TAIL. BITIS (TAIL FIN T1)	45.000	.500	4.996	1.875

REFERENCE INFORMATION		
SREF	7.0240	SQ.IN.
LREF	4.9960	IN.
BREF	1.8750	IN.
XMRP	.5500	IN.
YMRP	.0000	IN.
ZMRP	.0000	IN.
SCALE	.0000	

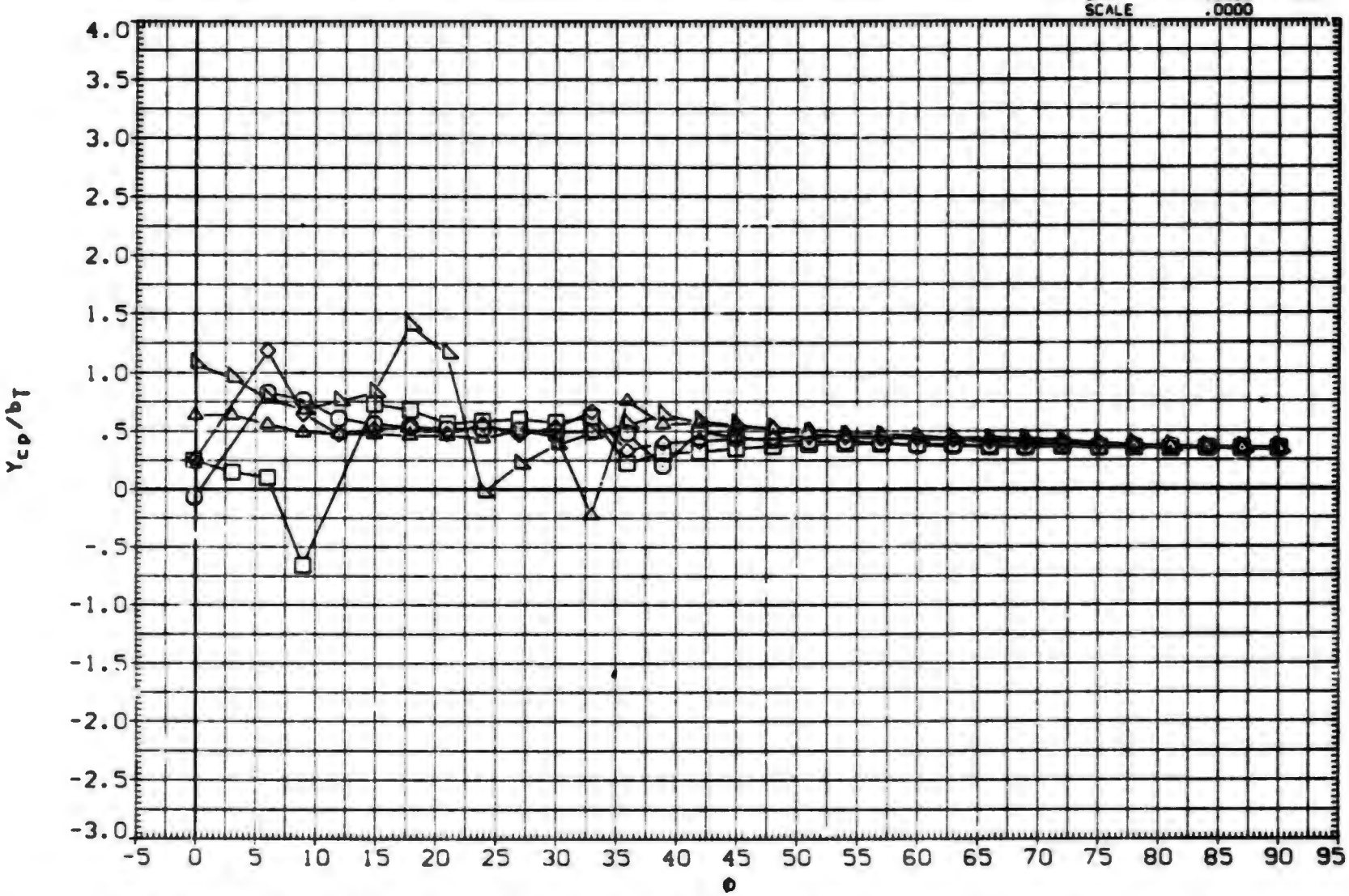

FIN AERODYNAMIC CHARACTERISTICS AS A FUNCTION OF ROLL ANGLE. BITIS (FIN 1)

(C)MACH = 1.20

DATA SET	SYMBOL	CONFIGURATION DESCRIPTION
(BXABTG)	○	AEDC TF 368 BODY-TAIL, BIT15 (TAIL FIN T1)
(BXABTH)	□	DATA NOT AVAILABLE
(BXABTI)	◇	DATA NOT AVAILABLE
(BXABTJ)	△	DATA NOT AVAILABLE
(BXABTK)	◁	DATA NOT AVAILABLE

ALPHA	LAMBDA	RT.CRD	SEMSPN
25.000	.500	4.996	1.875
30.000	.500	4.996	1.875
35.000	.500	4.996	1.875
40.000	.500	4.996	1.875
45.000	.500	4.996	1.875

REFERENCE INFORMATION

SREF	7.0240	SQ. IN.
LREF	4.9960	IN.
BREF	1.8750	IN.
XMRP	.5500	IN.
YMRP	.0000	IN.
ZMRP	.0000	IN.
SCALE	.0000	

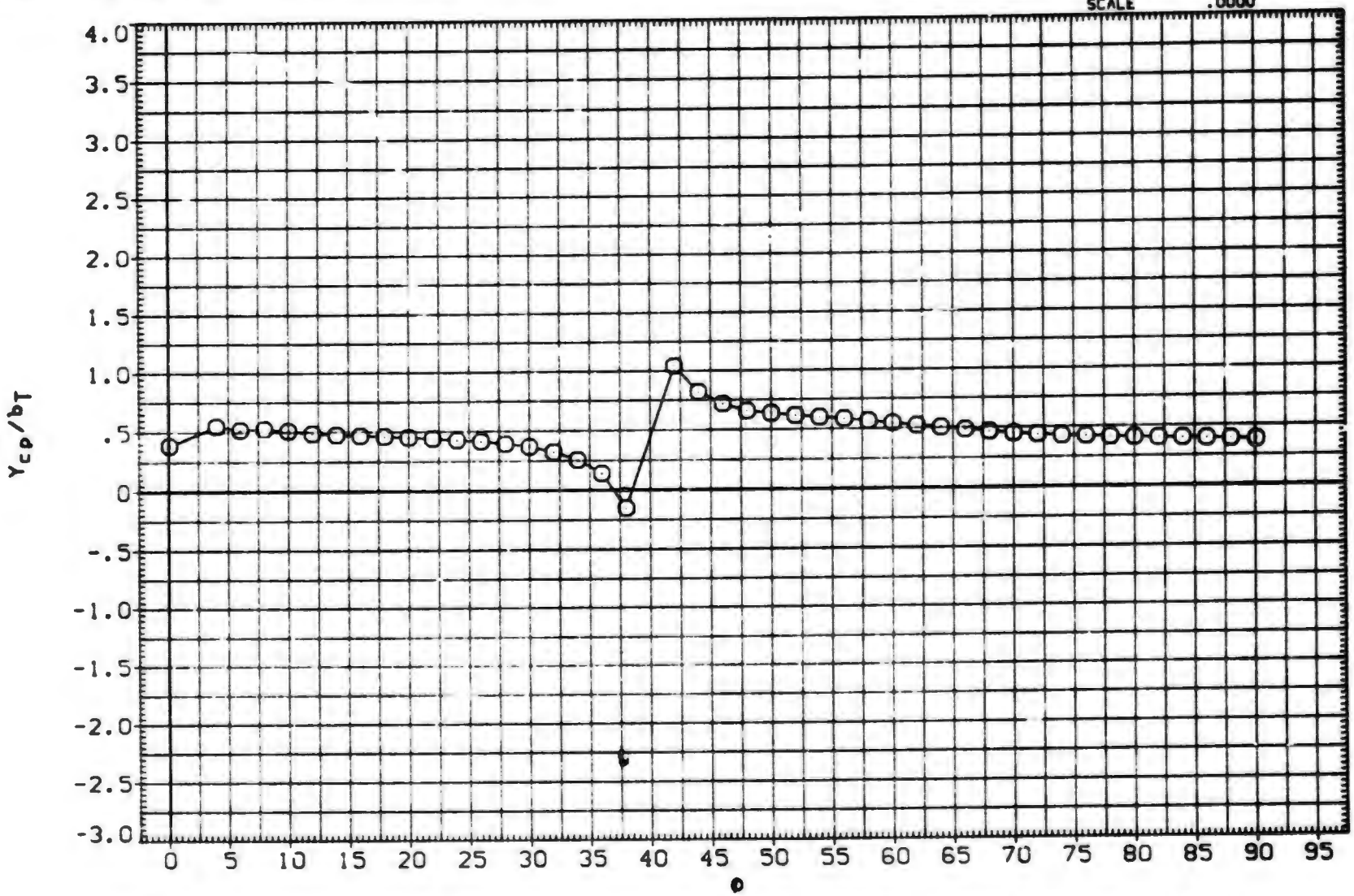

FIN AERODYNAMIC CHARACTERISTICS AS A FUNCTION OF ROLL ANGLE, BIT15 (FIN 1)

(D)MACH = 1.76

DATA SET	SYMBOL	CONFIGURATION DESCRIPTION	ALPHA	LAMBDA	RT.CRD	SEMSPN
(BXABTG)	○	AEDC TF 368 BODY-TAIL. BIT15 (TAIL FIN T1)	25.000	.500	4.996	1.875
(BXABTH)	□	AEDC TF 368 BODY-TAIL. BIT15 (TAIL FIN T1)	30.000	.500	4.996	1.875
(BXABTI)	◇	AEDC TF 368 BODY-TAIL. BIT15 (TAIL FIN T1)	35.000	.500	4.996	1.875
(BXABTJ)	△	AEDC TF 368 BODY-TAIL. BIT15 (TAIL FIN T1)	40.000	.500	4.996	1.875
(BXABTK)	◺	AEDC TF 368 BODY-TAIL. BIT15 (TAIL FIN T1)	45.000	.500	4.996	1.875

REFERENCE INFORMATION

SREF	7.0240	SQ.IN.
LREF	4.9960	IN.
BREF	1.8750	IN.
XMRP	.5500	IN.
YMRP	.0000	IN.
ZMRP	.0000	IN.
SCALE	.0000	

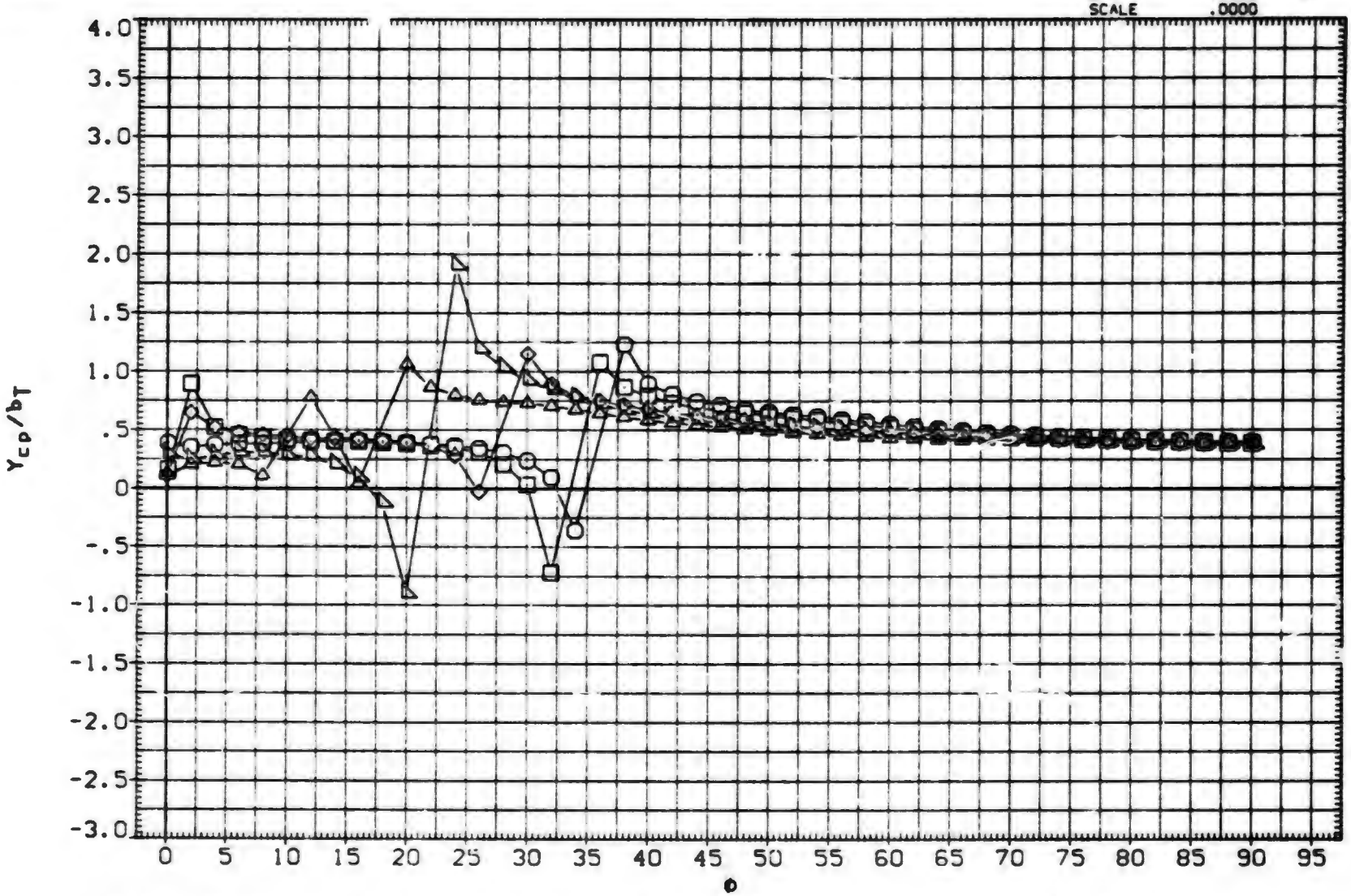

FIN AERODYNAMIC CHARACTERISTICS AS A FUNCTION OF ROLL ANGLE. BIT15 (FIN 1)

(E)MACH = 2.00

DATA SET	SYMBOL	CONFIGURATION DESCRIPTION	ALPHA	LAMBDA	RT.CRD	SEMSPN
(@XABTG)	○	AEDC TF 368 BODY-TAIL. BITIS (TAIL FIN T1)	25.000	.500	4.996	1.875
(@XABTH)	□	AEDC TF 368 BODY-TAIL. BITIS (TAIL FIN T1)	30.000	.500	4.996	1.875
(@XABTI)	◇	AEDC TF 368 BODY-TAIL. BITIS (TAIL FIN T1)	35.000	.500	4.996	1.875
(@XABTJ)	△	AEDC TF 368 BODY-TAIL. BITIS (TAIL FIN T1)	40.000	.500	4.996	1.875
(@XABTK)	◺	AEDC TF 368 BODY-TAIL. BITIS (TAIL FIN T1)	45.000	.500	4.996	1.875

REFERENCE INFORMATION

SREF	7.0240	SQ.IN.
LREF	4.9960	IN.
BREF	1.8750	IN.
XMRP	.5500	IN.
YMRP	.0000	IN.
ZMRP	.0000	IN.
SCALE	.0000	

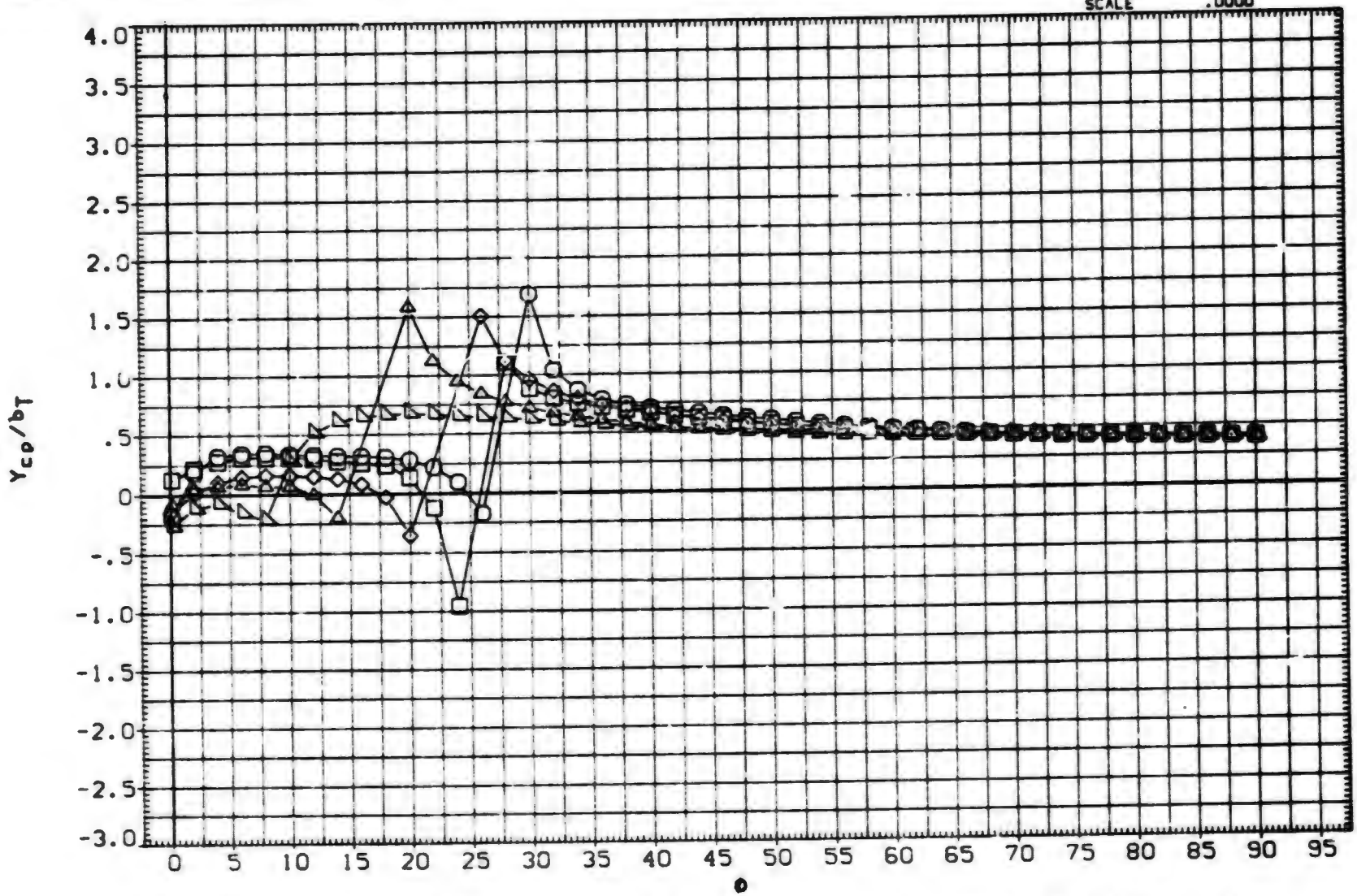

FIN AERODYNAMIC CHARACTERISTICS AS A FUNCTION OF ROLL ANGLE. BITIS (FIN 1)

(F)MACH = 2.50

DATA SET	SYMBOL	CONFIGURATION DESCRIPTION	ALPHA	LAMBDA	RT.CRD	SEMSPN
(BxABTG)	○	AEDC TF 368 BODY-TAIL. BIT15 (TAIL FIN T1)	25.000	.500	4.996	1.875
(BxABTH)	□	AEDC TF 368 BODY-TAIL. BIT15 (TAIL FIN T1)	30.000	.500	4.996	1.875
(BxABTI)	◇	AEDC TF 368 BODY-TAIL. BIT15 (TAIL FIN T1)	35.000	.500	4.996	1.875
(BxABTJ)	△	AEDC TF 368 BODY-TAIL. BIT15 (TAIL FIN T1)	40.000	.500	4.996	1.875
(BxABTK)	◁	AEDC TF 368 BODY-TAIL. BIT15 (TAIL FIN T1)	45.000	.500	4.996	1.875

REFERENCE INFORMATION

SREF	7.0240	SQ.IN.
LREF	4.9960	IN.
BREF	1.8750	IN.
XMRP	.5500	IN.
YMRP	.0000	IN.
ZMRP	.0000	IN.
SCALE	.0000	

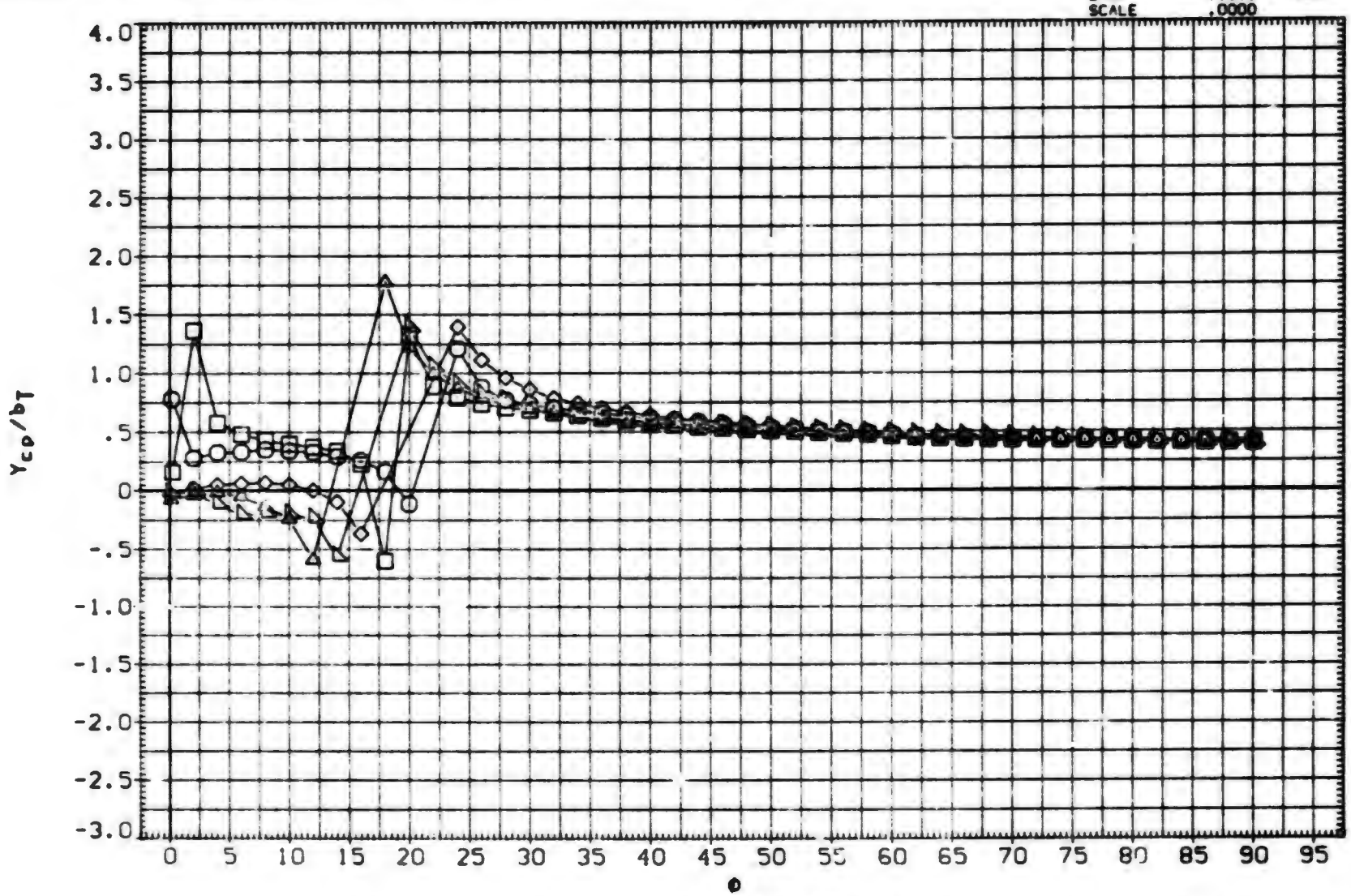

FIN AERODYNAMIC CHARACTERISTICS AS A FUNCTION OF ROLL ANGLE. BIT15 (FIN 1)

(G)MACH = 3.01

(JXA108) MDAC 261/AEDC 52 BODY-TAIL. B1T15 (TAIL FIN. T1)

SYMBOL	PHI
○	.000
□	15.000
◇	30.000
△	45.000

PARAMETRIC VALUES

MACH	.800	A.R.	1.000
LAMBDA	.500	RT.CRD	4.996
SEMSPN	1.875	AREA	7.024

DATASET	ALPHA	DATASET	ALPHA
JXA108	.000	JXA110	2.000
JXA111	4.100	JXA114	10.400
JXA116	14.900	JXA118	19.240
JXA123	25.870	IXA324	25.000
IXA325	30.000	IXA326	35.000
IXA327	40.000	IXA328	45.000

REFERENCE INFORMATION

SREF	7.0240	SQ.IN.
LREF	4.9960	IN.
BREF	1.8750	IN.
XMRP	.5500	IN.
YMRP	.0000	IN.
ZMRP	.0000	IN.
SCALE	.0000	

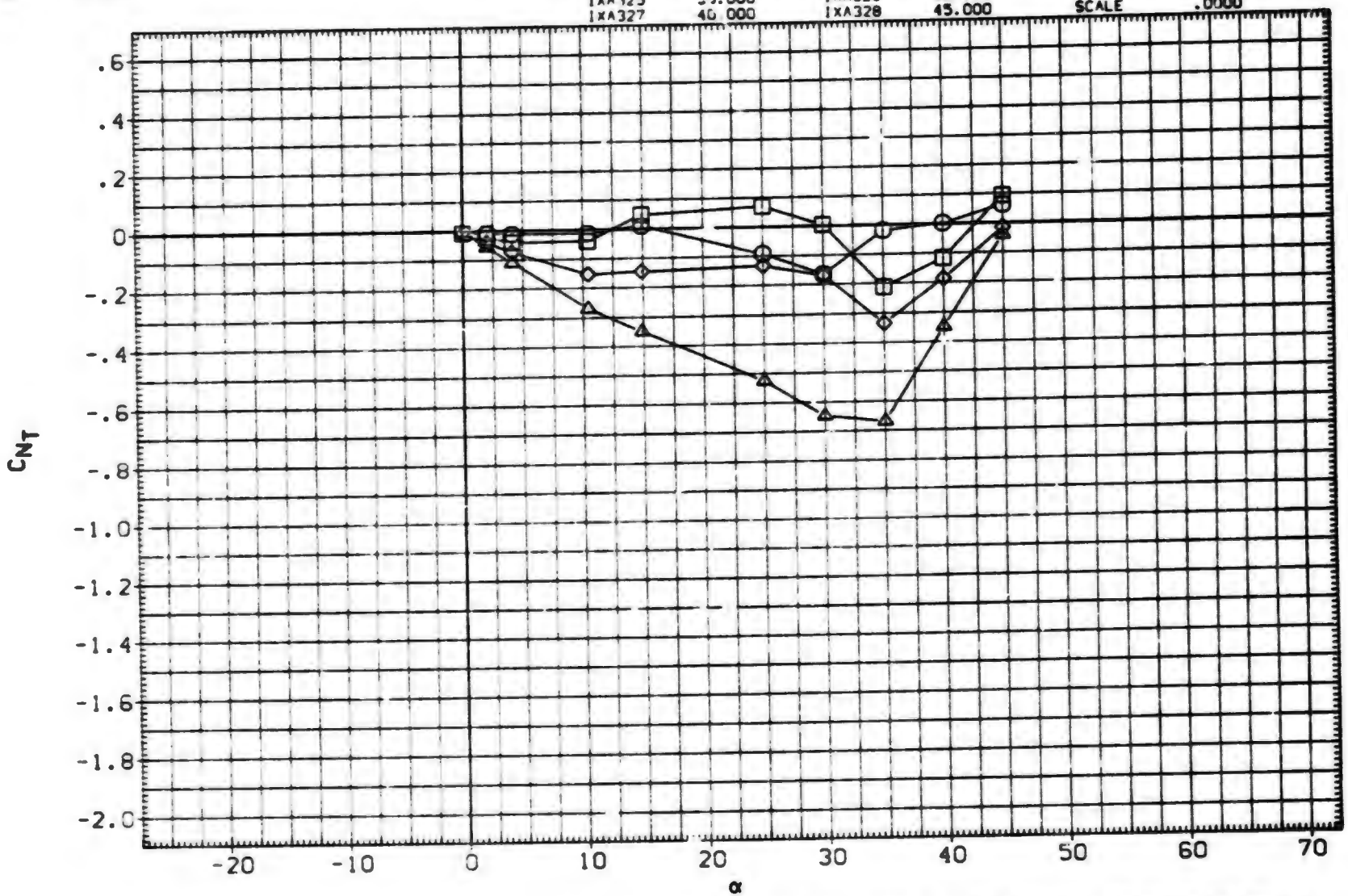

FIN AERODYNAMIC CHARACTERISTICS AS A FUNCTION OF ANGLE OF ATTACK. B1T15 (FIN 1)

(JXA108) MDAC 261/AEDC 52 BODY-TAIL. B1T15 (TAIL FIN. T1)

SYMBOL	PHI
○	60.000
□	75.000
◇	90.000

PARAMETRIC VALUES

MACH	.000	A.R.	1.000		
LAMBDA	.500	RT.CRD	4.996		
SEMSPN	1.875	AREA	7.024		

DATASET	ALPHA	DATASET	ALPHA
JXA108	.000	JXA110	2.000
JXA111	4.100	JXA114	10.400
JXA116	14.500	JXA118	19.240
JXA123	25.870	IXA324	25.000
IXA325	30.000	IXA326	35.000
IXA327	40.000	IXA328	45.000

REFERENCE INFORMATION

SREF	7.0240	90. IN.
LREF	4.9960	IN.
BREF	1.8750	IN.
XMRP	.5500	IN.
YMRP	.0000	IN.
ZMRP	.0000	IN.
SCALE	.0000	

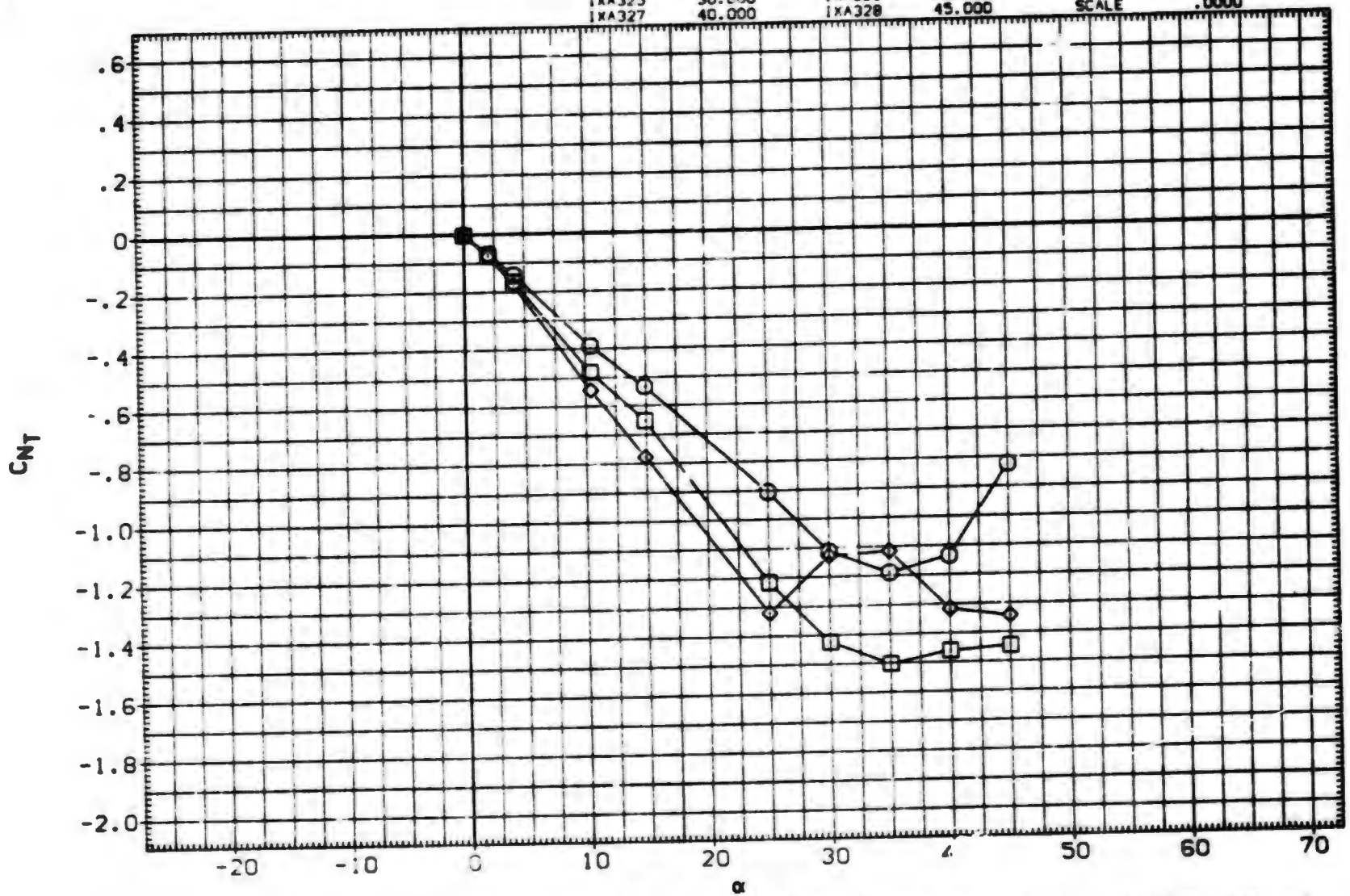

FIN AERODYNAMIC CHARACTERISTICS AS A FUNCTION OF ANGLE OF ATTACK. B1T15 (FIN 1)

(JXA108) MDAC 261/AEDC 52 BODY-TAIL. BIT15 (TAIL FIN. T1)

SYMBOL	PHI
○	.000
□	15.000
◇	30.000
△	45.000

PARAMETRIC VALUES

MACH	1.000	A.R.	1.000
LAMBDA	.500	RT.CRD	4.996
SEMSPN	1.875	AREA	7.024

DATASET	ALPHA	DATASET	ALPHA
JXA108	.000	JXA110	2.000
JXA111	4.100	JXA114	10.400
JXA116	14.900	JXA118	19.240
JXA123	25.870	IXA324	25.000
IXA325	30.000	IXA326	35.000
IXA327	40.000	IXA328	45.000

REFERENCE INFORMATION

SREF	7.0240	SQ. IN.
LREF	4.9960	IN.
BREF	1.8750	IN.
XMRP	.5500	IN.
YMRP	.0000	IN.
ZMRP	.0000	IN.
SCALE	.0000	

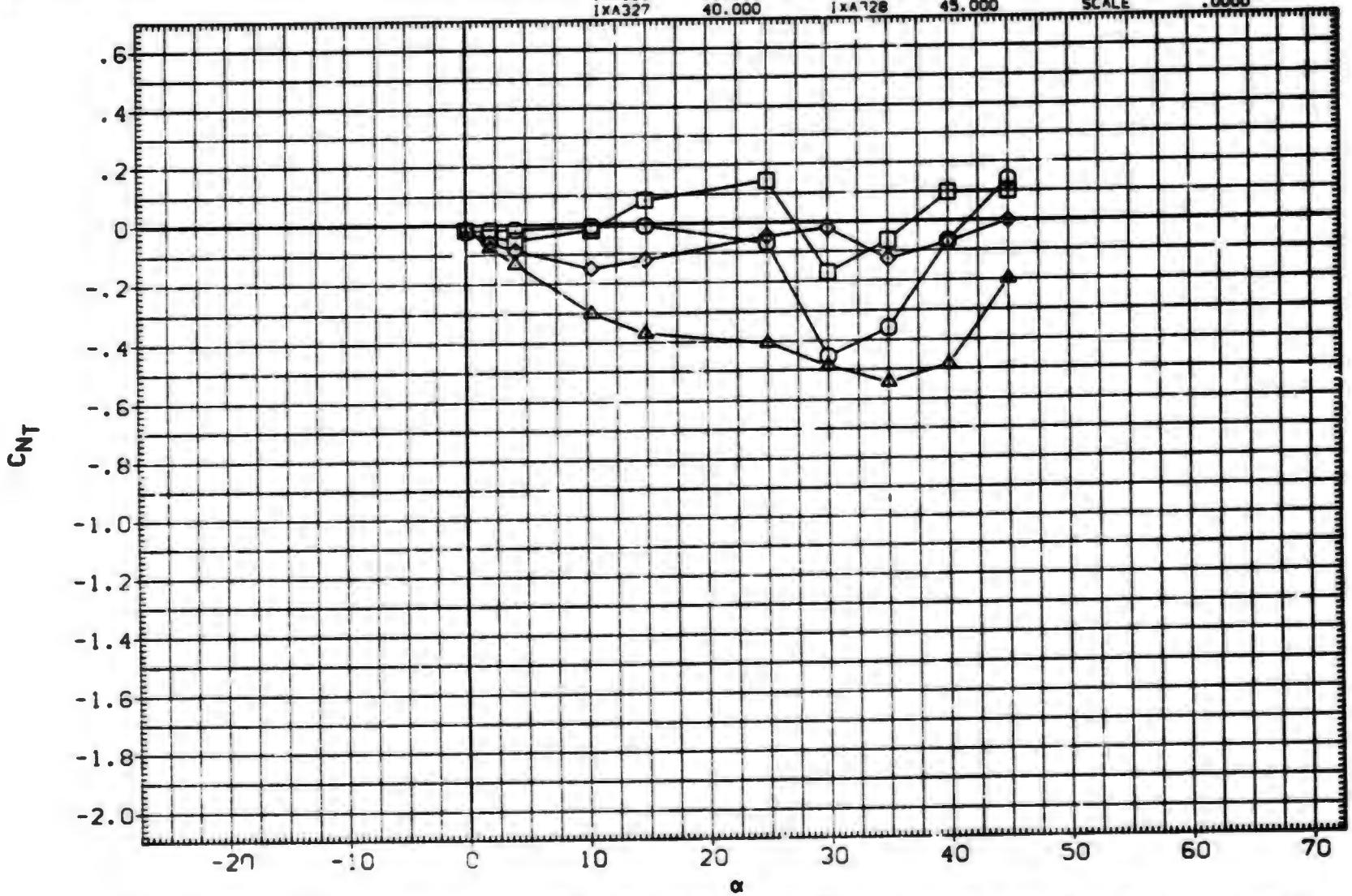

FIN AERODYNAMIC CHARACTERISTICS AS A FUNCTION OF ANGLE OF ATTACK. BIT15 (FIN 1)

(JXA108) MDAC 261/AEDC 52 BODY-TAIL. B1T15 (TAIL FIN. T1)

SYMBOL	PHI
○	60.000
□	75.000
◇	90.000

PARAMETRIC VALUES

MACH	1.000	A.R.	1.000		
LAMBDA	.500	RT.CRD	4.996		
SEMSPN	1.875	AREA	7.024		

DATASET	ALPHA	DATASET	ALPHA
JXA108	.000	JXA110	2.000
JXA111	4.100	JXA114	10.400
JXA116	14.900	JXA118	19.240
JXA123	25.870	IXA324	25.000
IXA325	30.000	IXA326	35.000
IXA327	40.000	IXA328	45.000

REFERENCE INFORMATION

SREF	7.0240	90. IN.
LREF	4.9960	IN.
BREF	1.8750	IN.
XMRP	.5500	IN.
YMRP	.0000	IN.
ZMRP	.0000	IN.
SCALE	.0000	

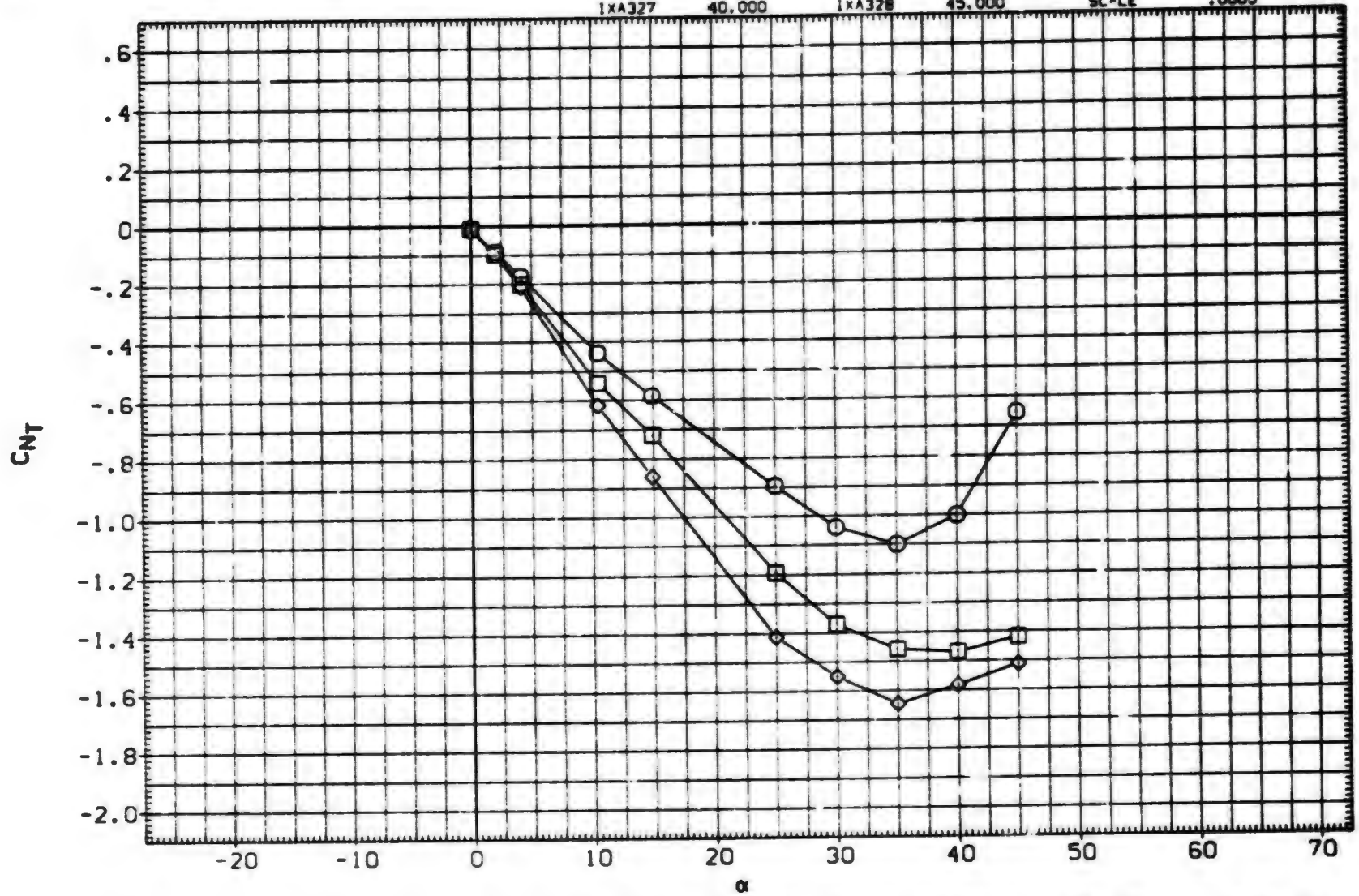

FIN AERODYNAMIC CHARACTERISTICS AS A FUNCTION OF ANGLE OF ATTACK. B1T15 (FIN 1)

(JXA108) MDAC 261/AEDC 52 BODY-TAIL. B1T15 (TAIL FIN. T1)

SYMBOL	PHI
○	.000
□	15.000
◇	30.000
△	45.000

PARAMETRIC VALUES

MACH	1.200	A.R.	1.000		
LAMBDA	.500	RT.CRD	4.996		
SEMSPN	1.875	AREA	7.024		

DATASET	ALPHA	DATASET	ALPHA
JXA108	.000	JXA110	2.000
JXA111	4.100	JXA114	10.400
JXA116	14.900	JXA118	19.240
JXA123	25.870	IXA324	25.000
IXA325	30.000	IXA326	35.000
IXA327	40.000	IXA328	45.000

REFERENCE INFORMATION

SREF	7.0240	SQ. IN.
LREF	4.9960	IN.
BREF	1.8750	IN.
XMRP	.5500	IN.
YMRP	.0000	IN.
ZMRP	.0000	IN.
SCALE	.0000	

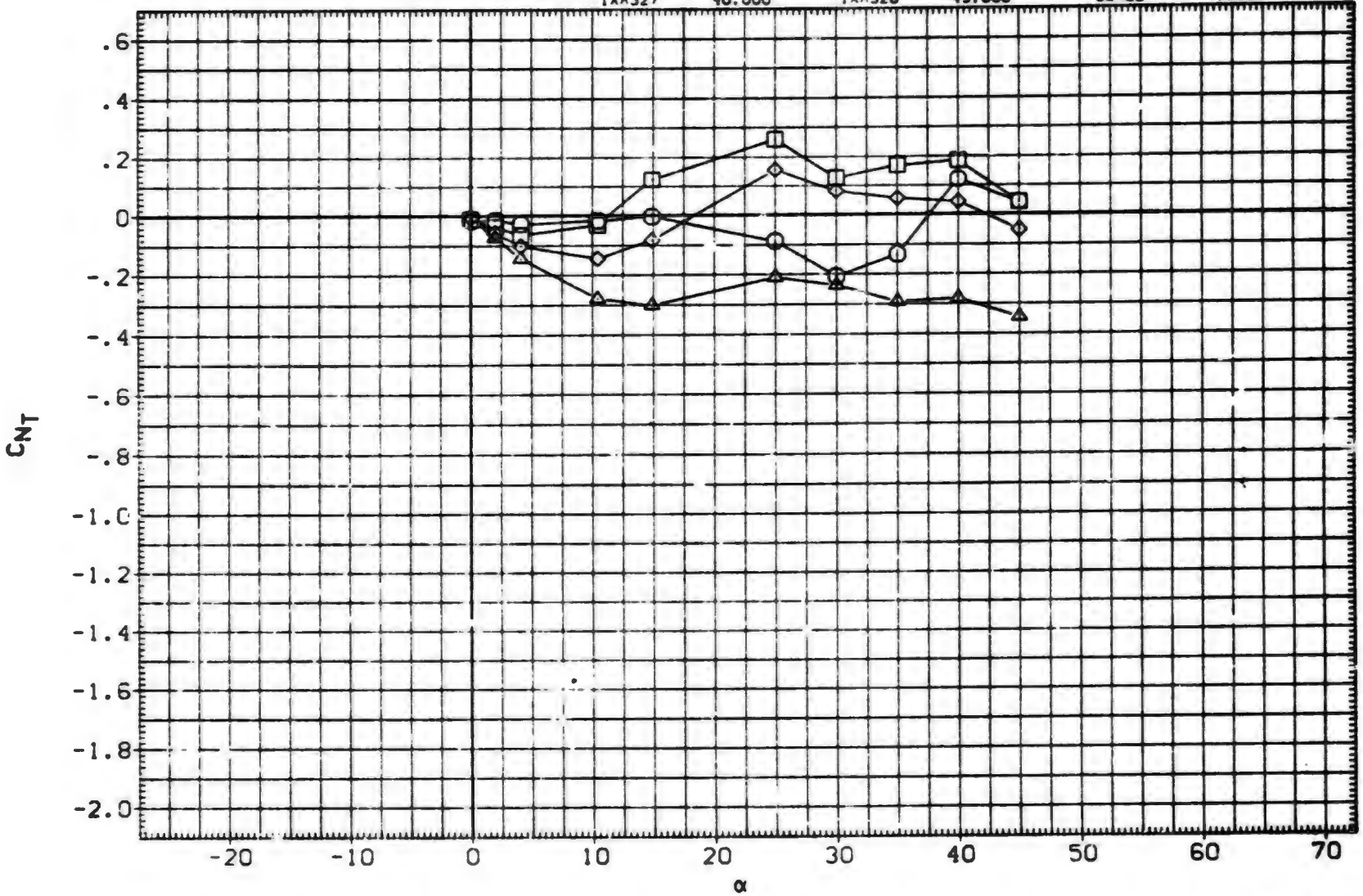

FIN AERODYNAMIC CHARACTERISTICS AS A FUNCTION OF ANGLE OF ATTACK. B1T15 (FIN 1)

(JXA108) MDAC 261/AEDC 52 BODY-TAIL. B1T15 (TAIL FIN. T1)

SYMBOL	PHI
○	60.000
□	75.000
◇	90.000

PARAMETRIC VALUES

MACH	1.200	A.R.	1.000	DATASET	ALPHA
LAMBDA	.500	RT.CRD	4.996	JXA108	.000
SEMSPN	1.875	AREA	7.024	JXA111	4.100
				JXA116	14.900
				JXA123	25.870
				IXA325	30.000
				IXA327	40.000

DATASET	ALPHA
JXA110	2.000
JXA114	10.400
JXA118	19.240
IXA324	25.000
IXA326	35.000
IXA328	45.000

REFERENCE INFORMATION

SREF	7.0240	SQ.IN.
LREF	4.9960	IN.
BREF	1.8750	IN.
XMRP	.5500	IN.
YMRP	.0000	IN.
ZMRP	.0000	IN.
SCALE	.0000	

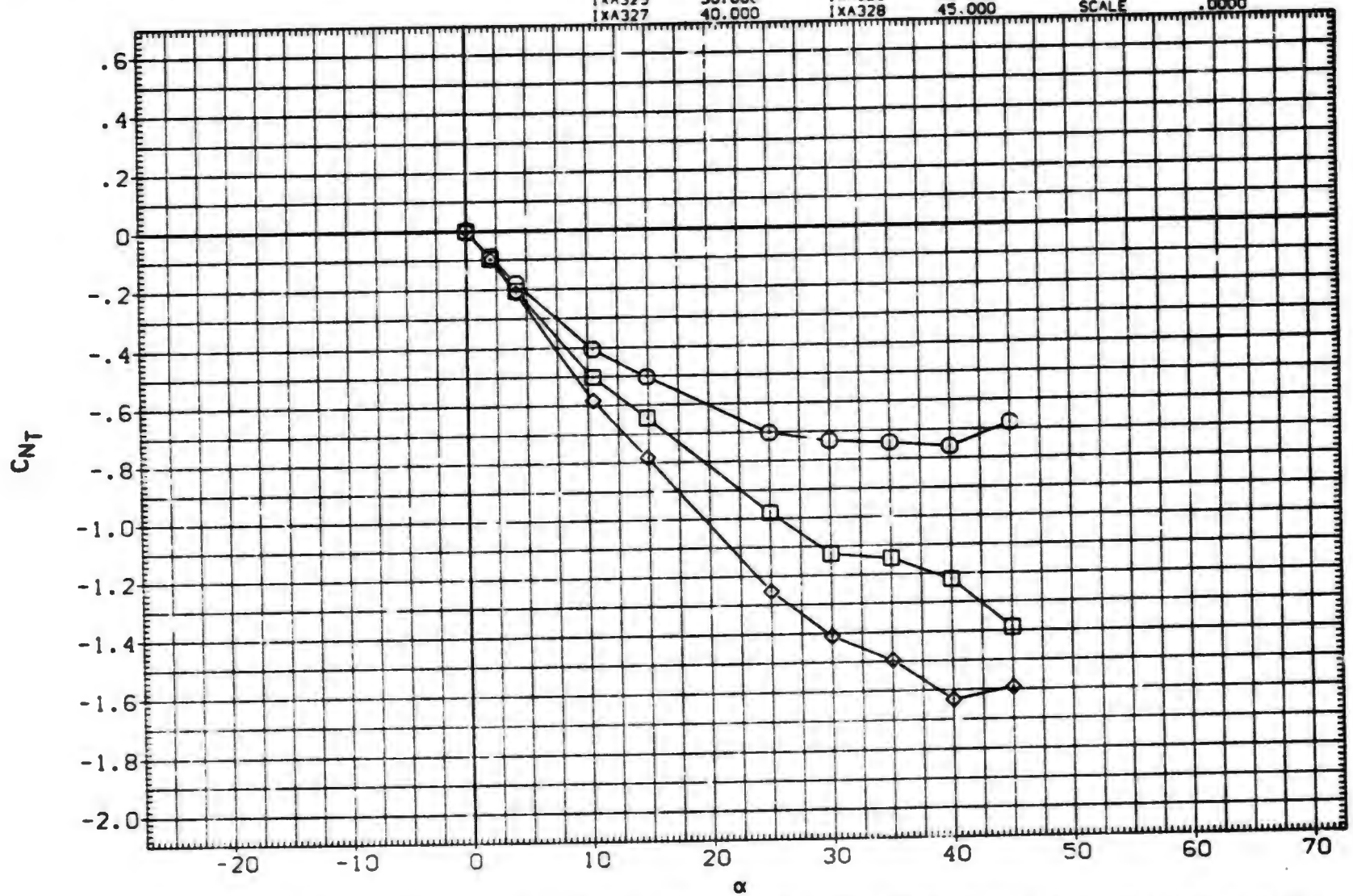

FIN AERODYNAMIC CHARACTERISTICS AS A FUNCTION OF ANGLE OF ATTACK. B1T15 (FIN 1)

(JXA108) MDAC 261/AEDC 52 BODY-TAIL, B1T15 (TAIL FIN, T1)

SYMBOL	PHI
○	.000
□	15.000
◇	30.000
△	45.000

PARAMETRIC VALUES

MACH	1.760	A.R.	1.000	
LAMBDA	.500	RT.CRD	4.996	
SEMSPN	1.875	AREA	7.024	

DATASET	ALPHA
JXA108	.000
JXA111	4.100
JXA116	14.900
JXA123	25.870
IXA325	30.000
IXA327	40.000

DATASET	ALPHA
JXA110	2.000
JXA114	10.400
JXA118	19.240
IXA324	25.000
IXA326	35.000
IXA328	45.000

REFERENCE INFORMATION

SREF	7.0240	SQ.IN.
LREF	4.9960	IN.
BREF	1.8750	IN.
XMRP	.5500	IN.
YMRP	.0000	IN.
ZMRP	.0000	IN.
SCALE	.0000	

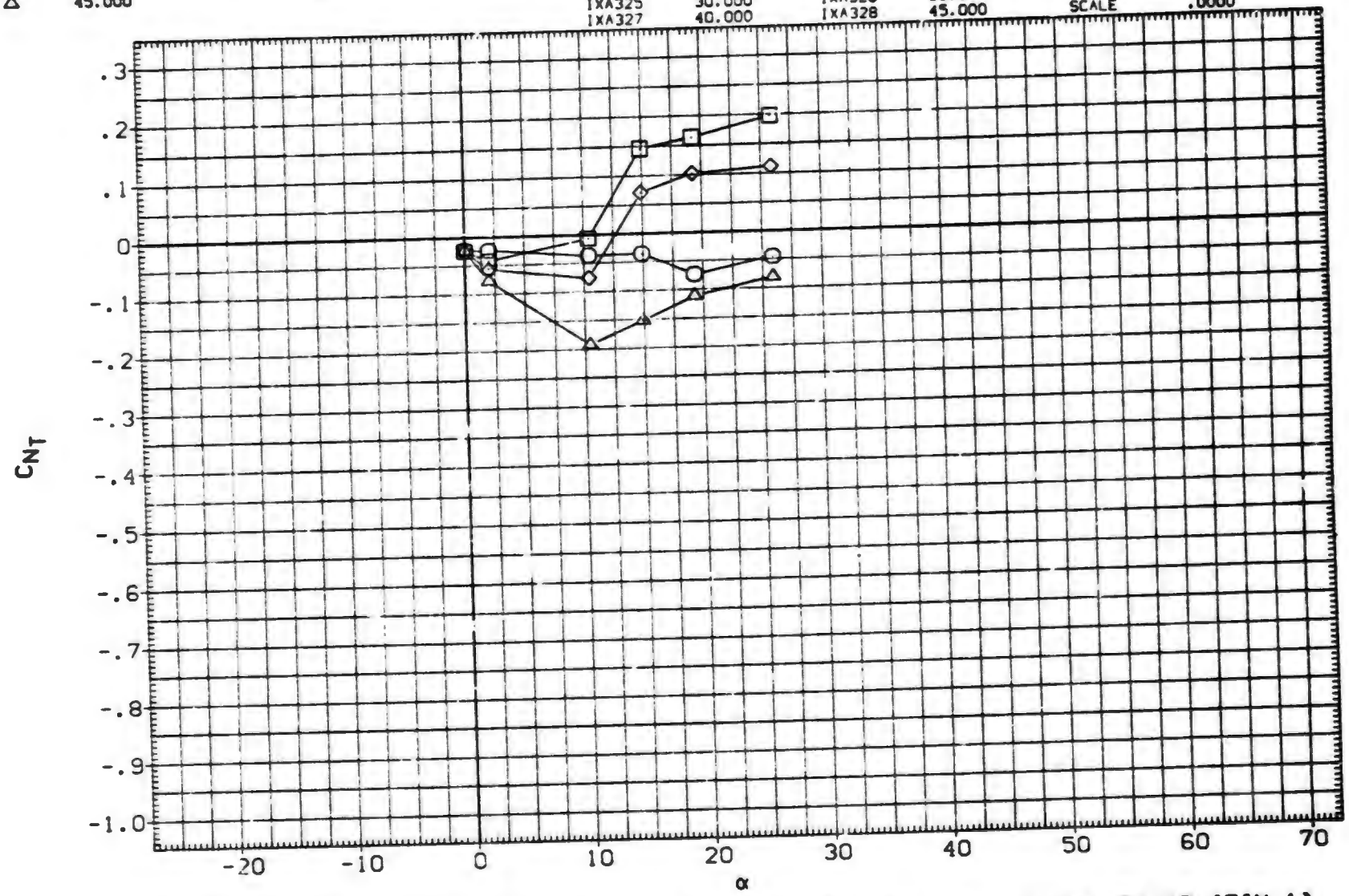

FIN AERODYNAMIC CHARACTERISTICS AS A FUNCTION OF ANGLE OF ATTACK, B1T15 (FIN 1)

(JXA108) MDAC 261/AEDC 52 BODY-TAIL, B1T15 (TAIL FIN, T1)

SYMBOL	PHI
○	60.000
□	75.000
◇	90.000

PARAMETRIC VALUES

MACH	1.760	A.R.	1.000		
LAMBDA	.500	RT.CRD	4.996		
SEMSPN	1.875	AREA	7.024		

DATASET	ALPHA	DATASET	ALPHA
JXA108	.000	JXA110	2.000
JXA111	4.100	JXA114	10.400
JXA116	14.900	JXA118	19.240
JXA123	25.870	IXA324	25.000
IXA325	30.000	IXA326	35.000
IXA327	40.000	IXA328	45.000

REFERENCE INFORMATION

SREF	7.0240	SQ.IN.
LREF	4.9960	IN.
BREF	1.8750	IN.
XMRP	.5500	IN.
YMRP	.0000	IN.
ZMRP	.0000	IN.
SCALE	.0000	

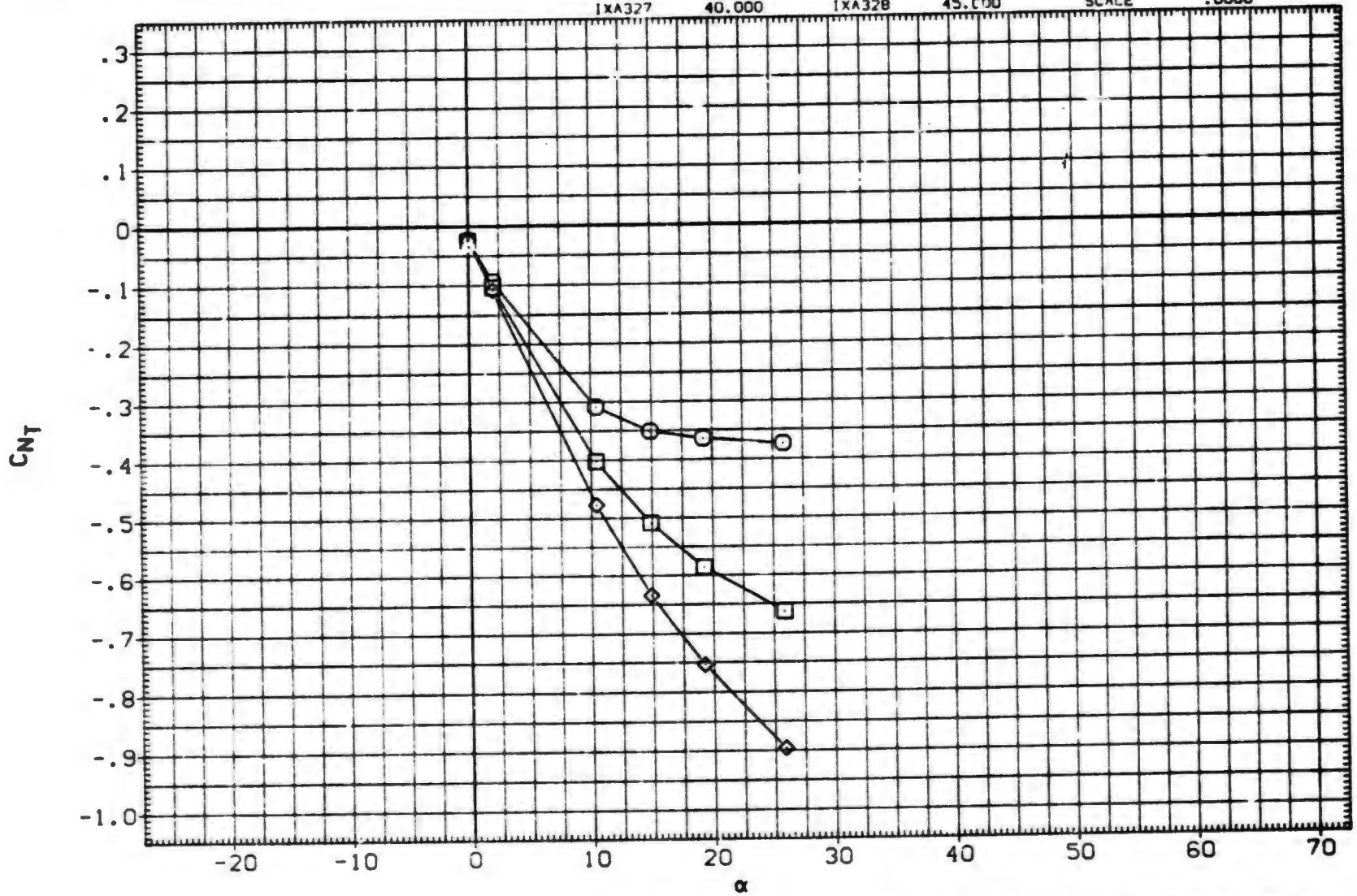

FIN AERODYNAMIC CHARACTERISTICS AS A FUNCTION OF ANGLE OF ATTACK, B1T15 (FIN 1)

(KXA108) MDAC 261/AEDC 52 BODY-TAIL, B1T15 (TAIL FIN, T1)

SYMBOL	PHI
□	.000
◇	15.000
○	30.000
△	45.000

PARAMETRIC VALUES

MACH	2.000	A.R.	1.000		
LAMBDA	.500	RT.CRD	4.996		
SEMSPN	1.875	AREA	7.024		

DATASET	ALPHA	DATASET	ALPHA
KXA108	.000	KXA110	2.000
KXA111	4.100	KXA114	10.400
KXA116	14.900	KXA118	19.240
KXA123	25.870	IXA128	34.310
IXA131	40.800	IXA134	45.100

REFERENCE INFORMATION

SREF	7.0240	SQ.IN.
LREF	4.9960	IN.
BREF	1.8750	IN.
XMRP	.5500	IN.
YMRP	.0000	IN.
ZMRP	.0000	IN.
SCALE	.0000	

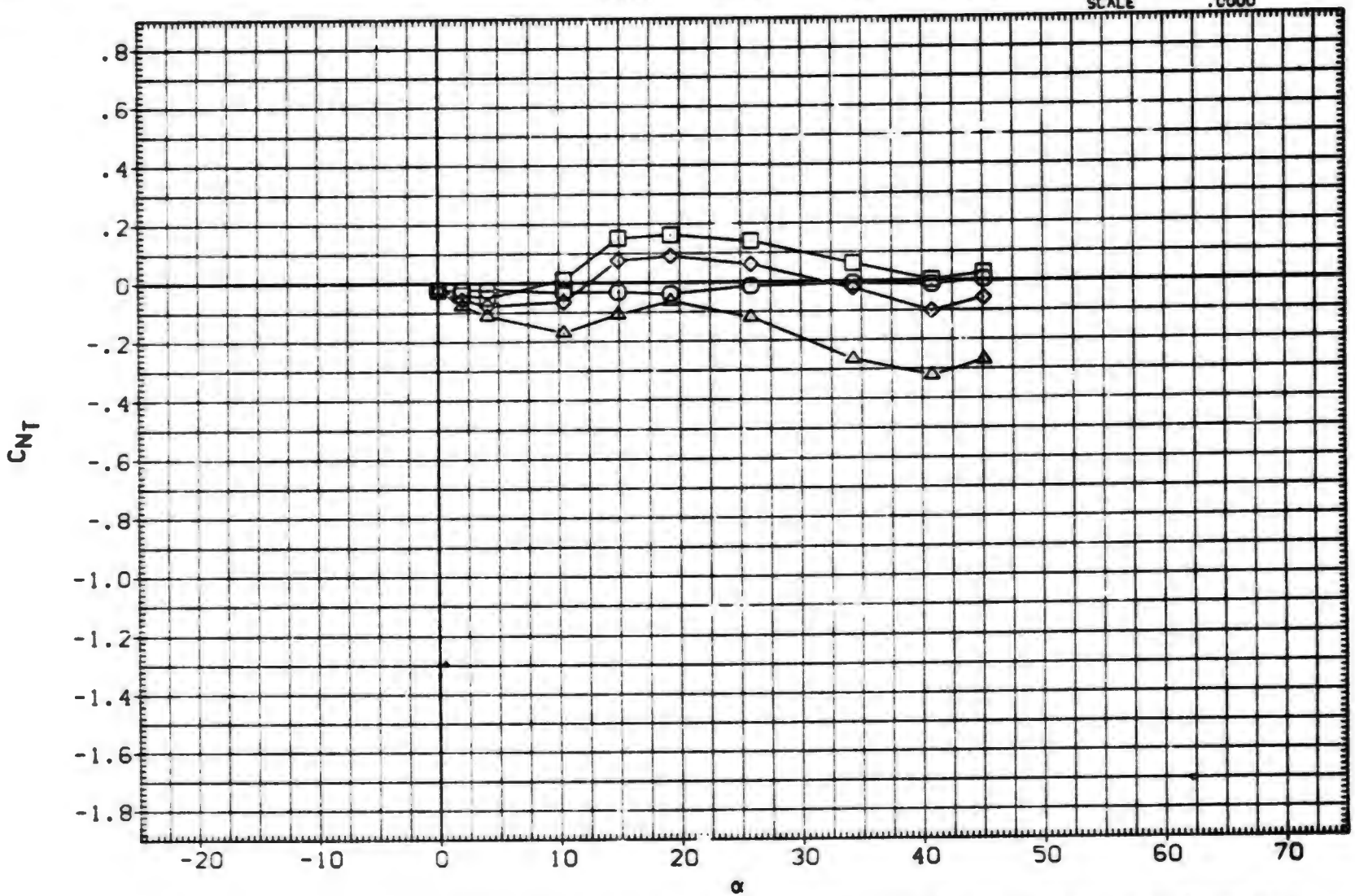

FIN AERODYNAMIC CHARACTERISTICS AS A FUNCTION OF ANGLE OF ATTACK, B1T15 (FIN 1)

(KXA108) MDAC 261/AEDC 52 BODY-TAIL. B1T15 (TAIL FIN. T1)

SYMBOL	PHI	PARAMETRIC VALUES					DATASET	ALPHA	DATASET	ALPHA
○	60.000	MACH	2.000	A.R.	1.000	KXA108	KXA110	.000	KXA110	2.000
□	75.000	LAMBDA	.500	RT.CRD	4.996	KXA111	KXA114	4.100	KXA114	10.400
◇	90.000	SEMSPN	1.875	AREA	7.024	KXA116	KXA118	14.900	KXA118	19.240
						KXA123	IXA128	25.870	IXA128	34.310
						IXA131	IXA134	40.800	IXA134	45.100

REFERENCE INFORMATION

SREF	7.0240	SQ.IN.
LREF	4.9960	IN.
BREF	1.8750	IN.
XMRP	.5500	IN.
YMRP	.0000	IN.
ZMRP	.0000	IN.
SCALE	.0000	

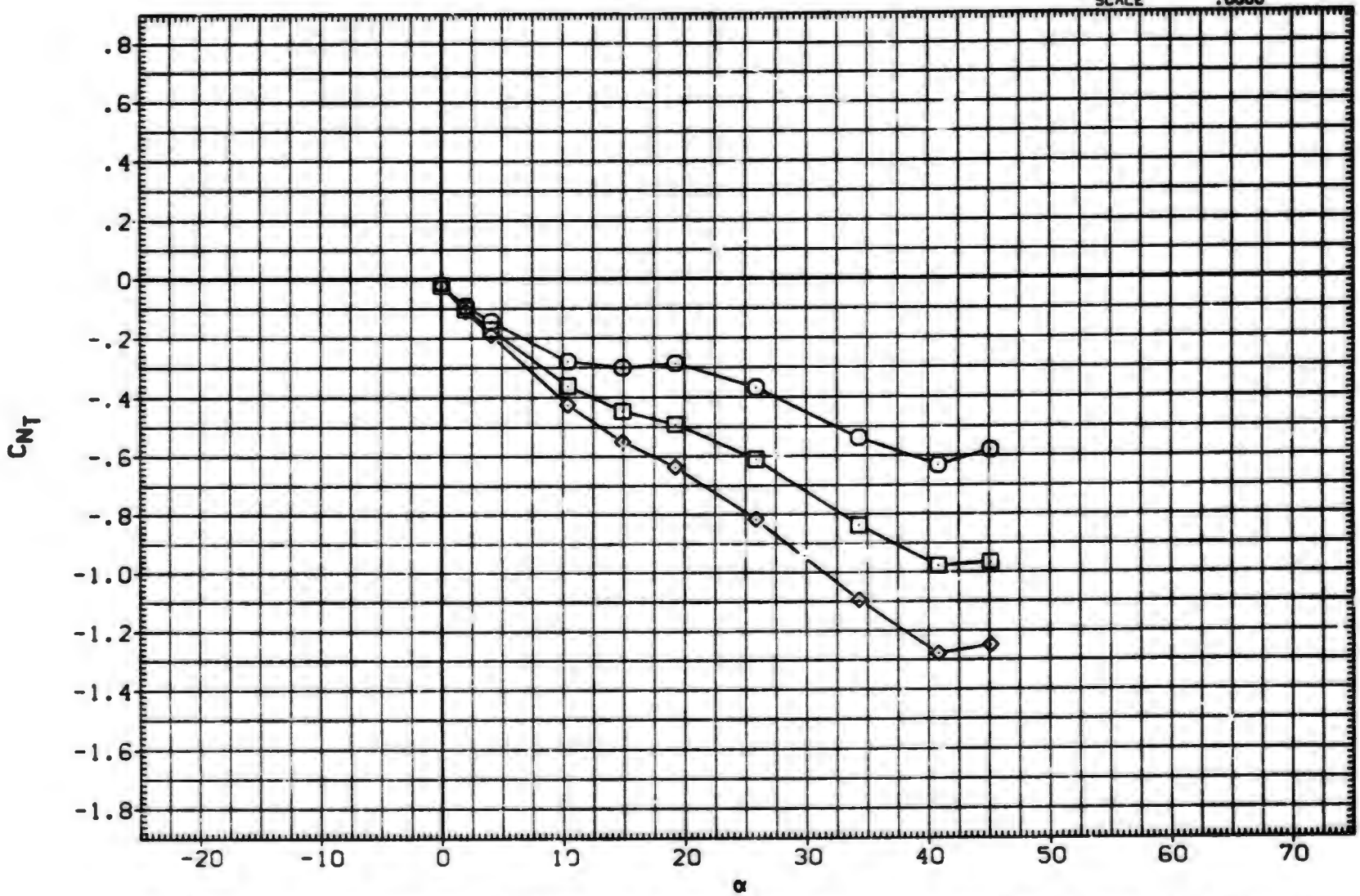

FIN AERODYNAMIC CHARACTERISTICS AS A FUNCTION OF ANGLE OF ATTACK. B1T15 (FIN 1)

(KXA108) MDAC 261/AEDC 52 BODY-TAIL, B1T15 (TAIL FIN, T1)

SYMBOL	PHI
○	.000
□	15.000
◇	30.000
△	45.000

PARAMETRIC VALUES

MACH	2.500	A.R.	1.000
LAMBDA	.500	RT.CRD	4.996
SEMSPN	1.875	AREA	7.024

DATASET	ALPHA	DATASET	ALPHA
KXA108	.000	KXA110	2.000
KXA111	4.100	KXA114	10.400
KXA116	14.900	KXA118	19.240
KXA123	25.870	IXA128	34.310
IXA131	40.800	IXA134	45.100

REFERENCE INFORMATION

SREF	7.0240	SQ. IN.
LREF	4.9960	IN.
BREF	1.8750	IN.
XMRP	.5500	IN.
YMRP	.0000	IN.
ZMRP	.0000	IN.
SCALE	.0000	

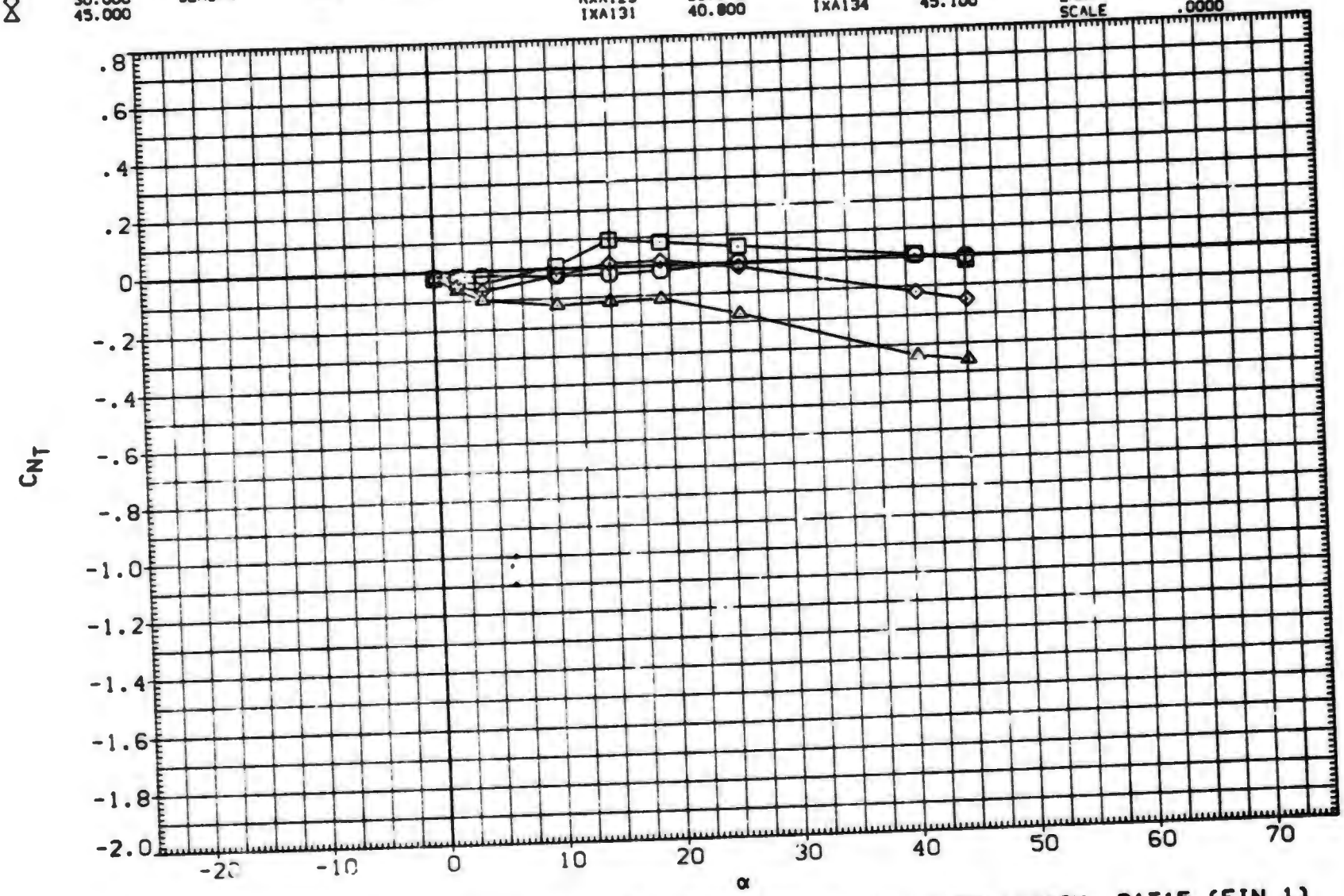

FIN AERODYNAMIC CHARACTERISTICS AS A FUNCTION OF ANGLE OF ATTACK, B1T15 (FIN 1)

(KXA108) MDAC 261/AEDC 52 BODY TAIL, B1T15 (TAIL FIN, T1)

SYMBOL	PHI	PARAMETRIC VALUES																	
								DATASET	ALPHA	DATASET	ALPHA	REFERENCE INFORMATION		
○	60.000	MACH	2.500	A.R.	1.000	KXA108	.000	KXA110	2.000	SREF	7.0240	SQ.IN.
□	75.000	LAMBDA	.500	RT.CRD	4.996	KXA111	4.100	KXA114	10.400	LREF	4.9960	IN.
◇	90.000	SEMSPN	1.875	AREA	7.024	KXA116	14.900	KXA118	19.240	BREF	1.8750	IN.
						KXA123	25.870	IXA128	34.310	XMRP	.5500	IN.
						IXA131	40.800	IXA134	45.100	YMRP	.0000	IN.
										ZMRP	.0000	IN.
										SCALE	.0000	

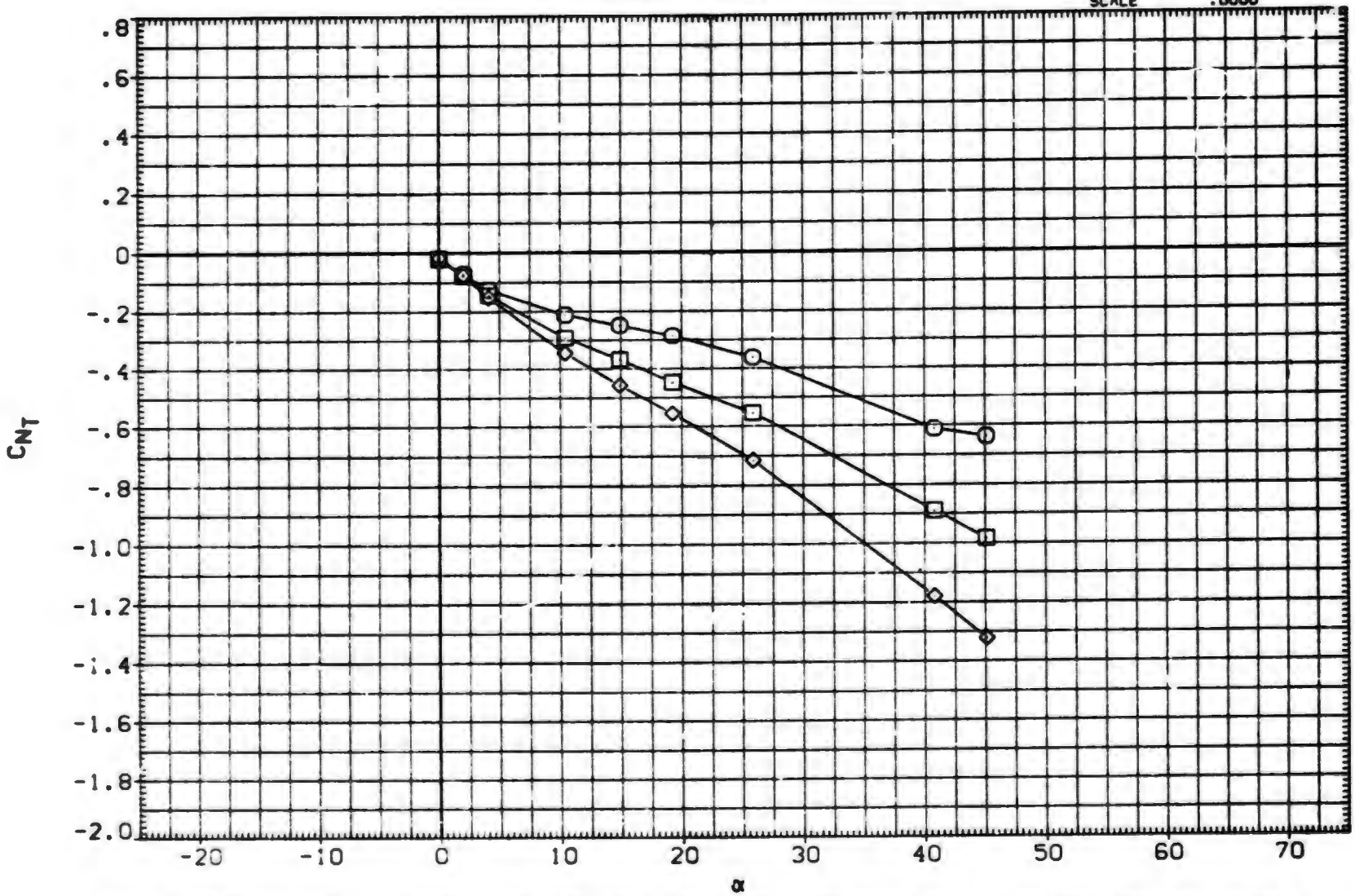

FIN AERODYNAMIC CHARACTERISTICS AS A FUNCTION OF ANGLE OF ATTACK, B1T15 (FIN 1)

(KXA108) MDAC 261/AEDC 52 BODY-TAIL, B1T15 (TAIL FIN, T1)

SYMBOL	PHI
○	.000
□	15.000
◇	30.000
△	45.000

PARAMETRIC VALUES

MACH	3.010	A.R.	1.000
LAMBDA	.500	RT.CRD	4.996
SEMSPN	1.875	AREA	7.024

DATASET	ALPHA	DATASET	ALPHA
KXA108	.000	KXA110	2.000
KXA111	4.100	KXA114	10.400
KXA116	14.900	KXA118	19.240
KXA123	25.870	IXA128	34.310
IXA131	40.800	IXA134	45.100

REFERENCE INFORMATION

SREF	7.0240	SQ.IN.
LREF	4.9960	IN.
BREF	1.8750	IN.
XMRP	.5500	IN.
YMRP	.0000	IN.
ZMRP	.0000	IN.
SCALE	.0000	

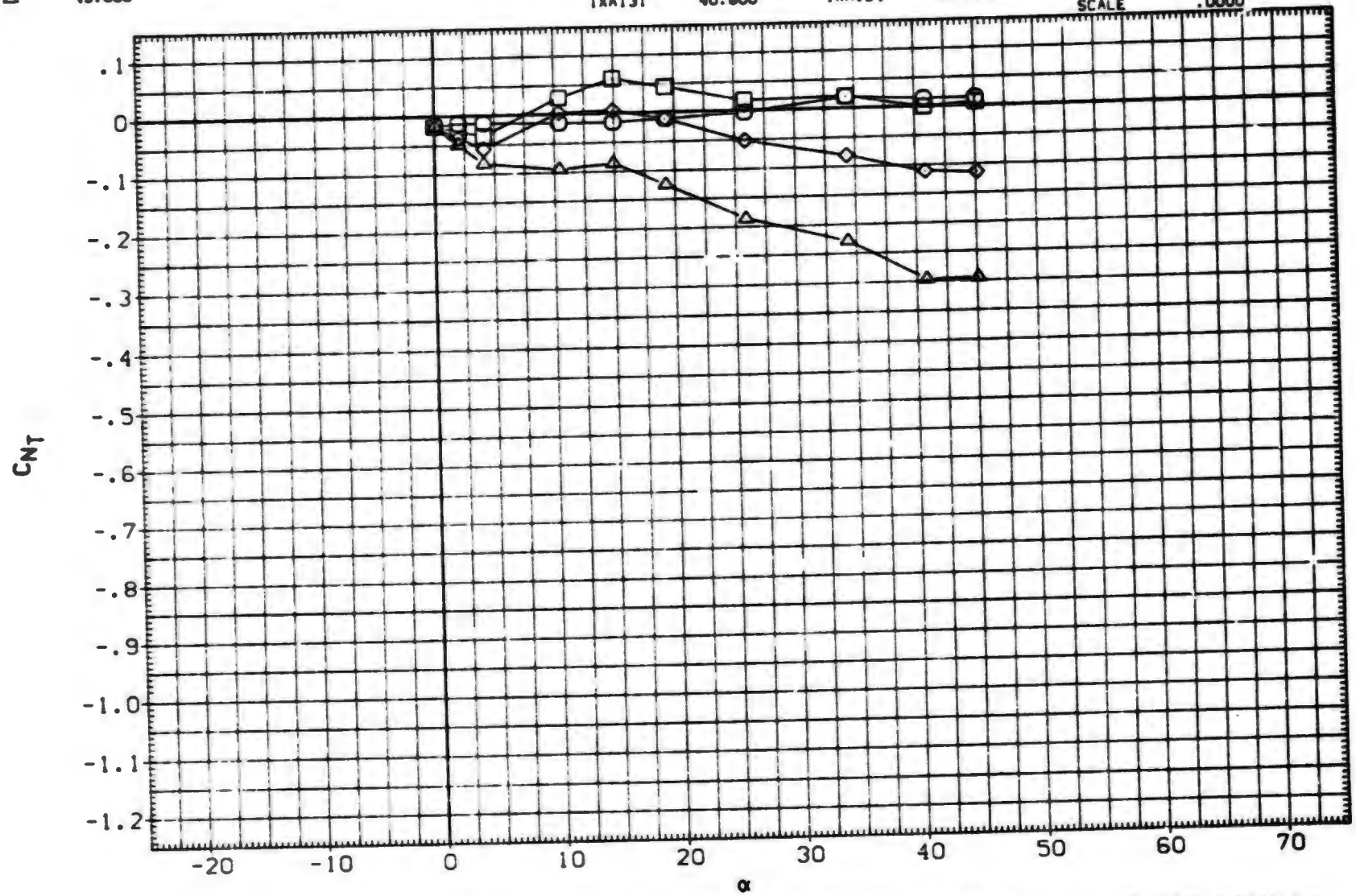

FIN AERODYNAMIC CHARACTERISTICS AS A FUNCTION OF ANGLE OF ATTACK, B1T15 (FIN 1)

(KXA108) MDAC 261/AEDC 52 BODY-TAIL. B1T15 (TAIL FIN. T1)

SYMBOL	PHI
○	60.000
□	75.000
◇	90.000

PARAMETRIC VALUES

MACH	3.010	A.R.	1.000
LAMBDA	.500	RT.CRD	4.996
SEMSPN	1.875	AREA	7.024

DATASET	ALPHA
KXA108	.000
KXA111	4.100
KXA116	14.900
KXA123	25.870
IXA131	40.800
KXA110	2.000
KXA114	10.400
KXA118	19.240
IXA128	34.310
IXA134	45.100

REFERENCE INFORMATION

SREF	7.0240	SQ. IN.
LREF	4.9960	IN.
BREF	1.8750	IN.
XMRP	.5500	IN.
YMRP	.0000	IN.
ZMRP	.0000	IN.
SCALE	.0000	

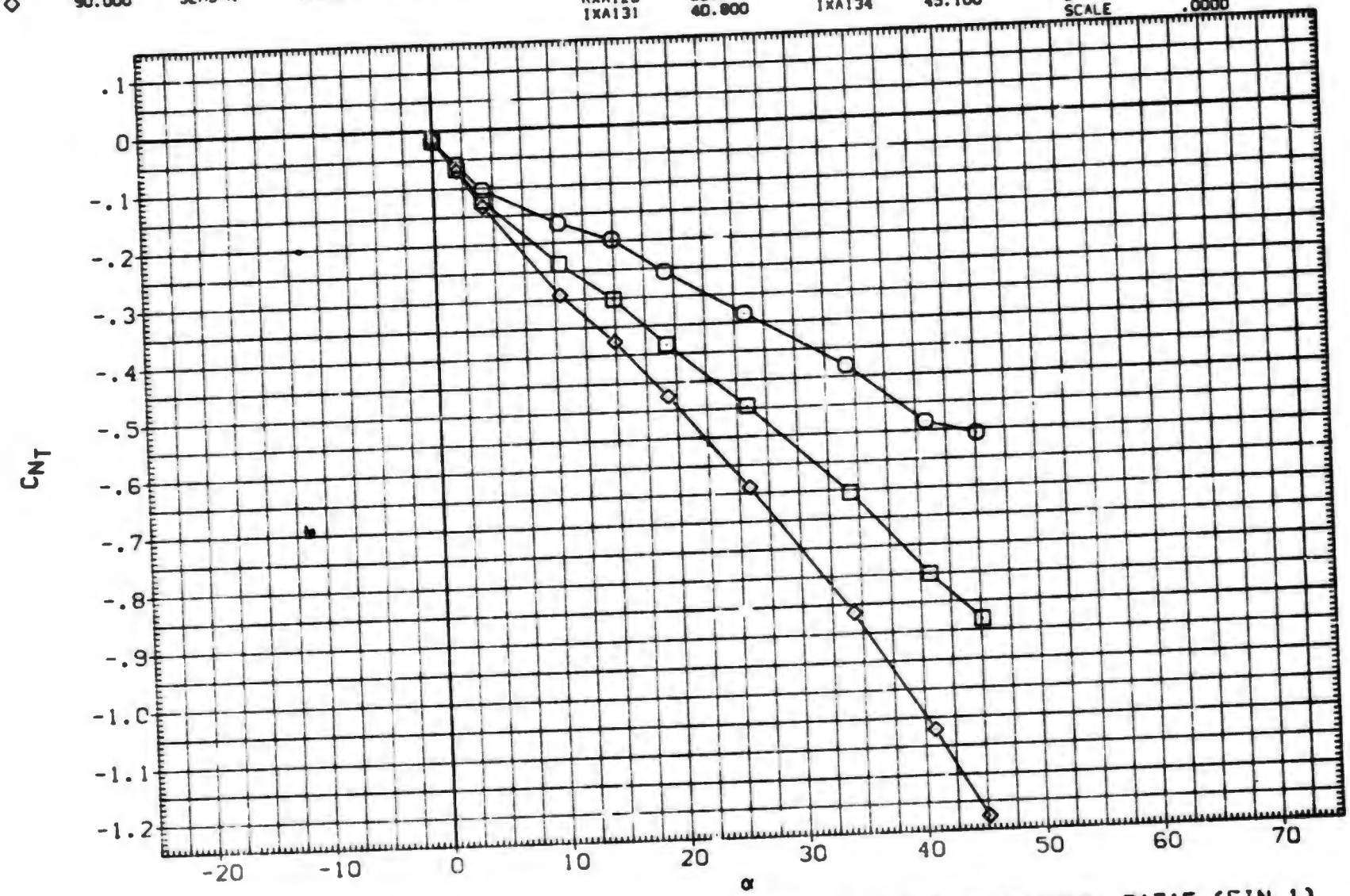

FIN AERODYNAMIC CHARACTERISTICS AS A FUNCTION OF ANGLE OF ATTACK. B1T15 (FIN 1)

DATA SET	SYMBOL	CONFIGURATION DESCRIPTION	ALPHA	LAMBDA	RT.CRD	SEMSPN
(UXA108)	○	MDAC 261/AEDC 52 BODY-TAIL. BIT15 (TAIL FIN. T3)	.000	.500	4.996	1.875
(UXA110)	□	MDAC 261/AEDC 52 BODY-TAIL. BIT15 (TAIL FIN. T3)	2.000	.500	4.996	1.875
(UXA111)	◇	MDAC 261/AEDC 52 BODY-TAIL. BIT15 (TAIL FIN. T3)	4.100	.500	4.996	1.875
(UXA114)	△	MDAC 261/AEDC 52 BODY-TAIL. BIT15 (TAIL FIN. T3)	10.400	.500	4.996	1.875
(UXA116)	◺	MDAC 261/AEDC 52 BODY-TAIL. BIT15 (TAIL FIN. T3)	14.900	.500	4.996	1.875
(AXABUF)	◻	DATA NOT AVAILABLE	20.000	.500	4.996	1.875

REFERENCE INFORMATION		
SREF	7.0240	SQ.IN.
LREF	4.9960	IN.
BREF	1.8750	IN.
XMRP	.5500	IN.
YMRP	.0000	IN.
ZMRP	.0000	IN.
SCALE	.0000	

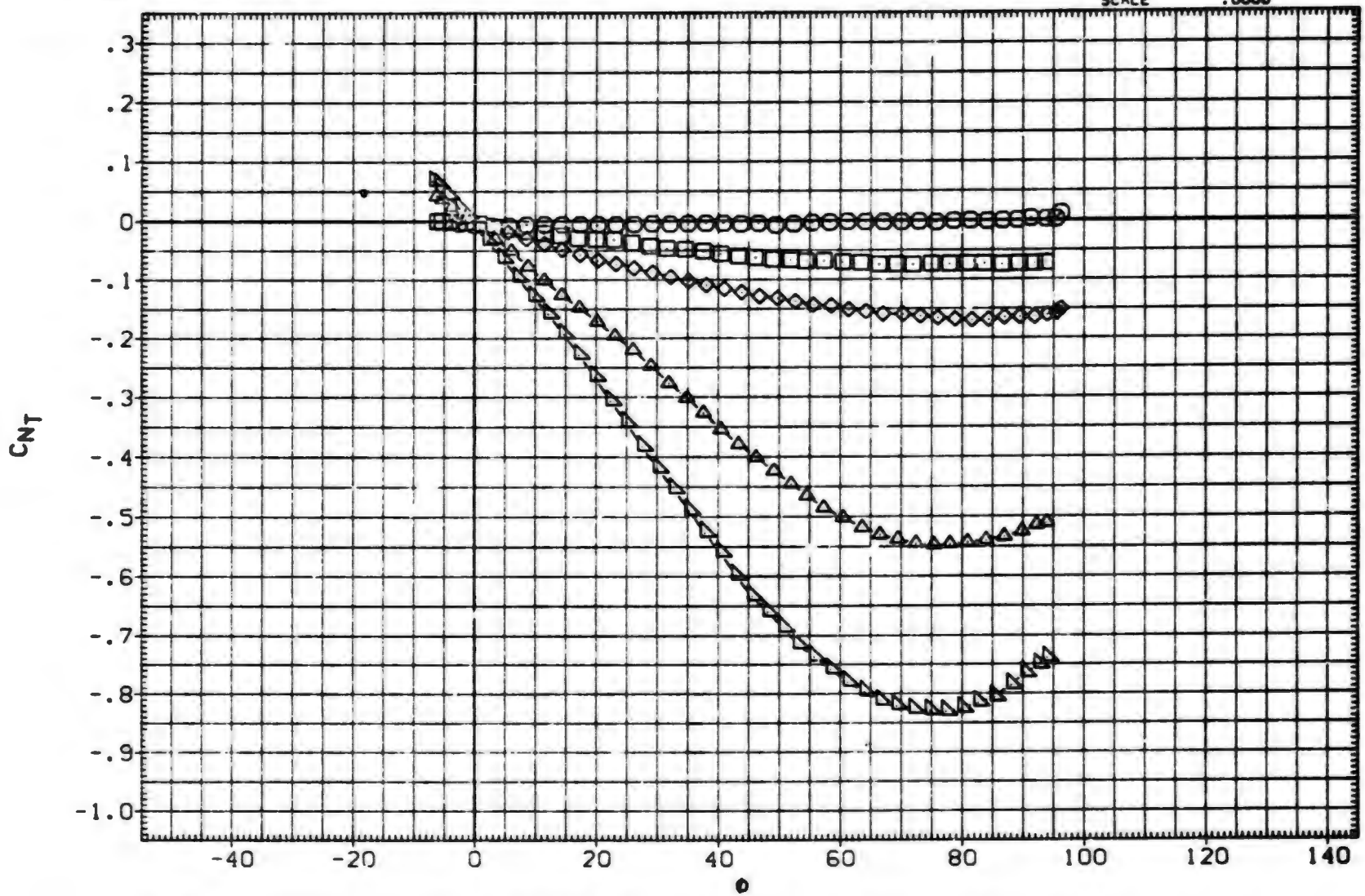

FIN AERODYNAMIC CHARACTERISTICS AS A FUNCTION OF ROLL ANGLE. BIT15 (FIN 3)

(A)MACH = .79

DATA SET	SYMBOL	CONFIGURATION DESCRIPTION	ALPHA	LAMBDA	RT.CRD	SEMSPN
(UXA108)	○	MDAC 261/AEDC 52 BODY-TAIL. B1T15 (TAIL FIN. T3)	.000	.500	4.996	1.875
(UXA110)	□	MDAC 261/AEDC 52 BODY-TAIL. B1T15 (TAIL FIN. T3)	2.000	.500	4.996	1.875
(UXA111)	◇	MDAC 261/AEDC 52 BODY-TAIL. B1T15 (TAIL FIN. T3)	4.100	.500	4.996	1.875
(UXA114)	△	MDAC 261/AEDC 52 BODY-TAIL. B1T15 (TAIL FIN. T3)	10.400	.500	4.996	1.875
(UXA116)	◁	MDAC 261/AEDC 52 BODY-TAIL. B1T15 (TAIL FIN. T3)	14.900	.500	4.996	1.875
(AXABUF)	▷	DATA NOT AVAILABLE	20.000	.500	4.996	1.875

REFERENCE INFORMATION

SREF	7.0240	SQ. IN.
LREF	4.9960	IN.
BREF	1.8750	IN.
XMRP	.5500	IN.
YMRP	.0000	IN.
ZMRP	.0000	IN.
SCALE	.0000	

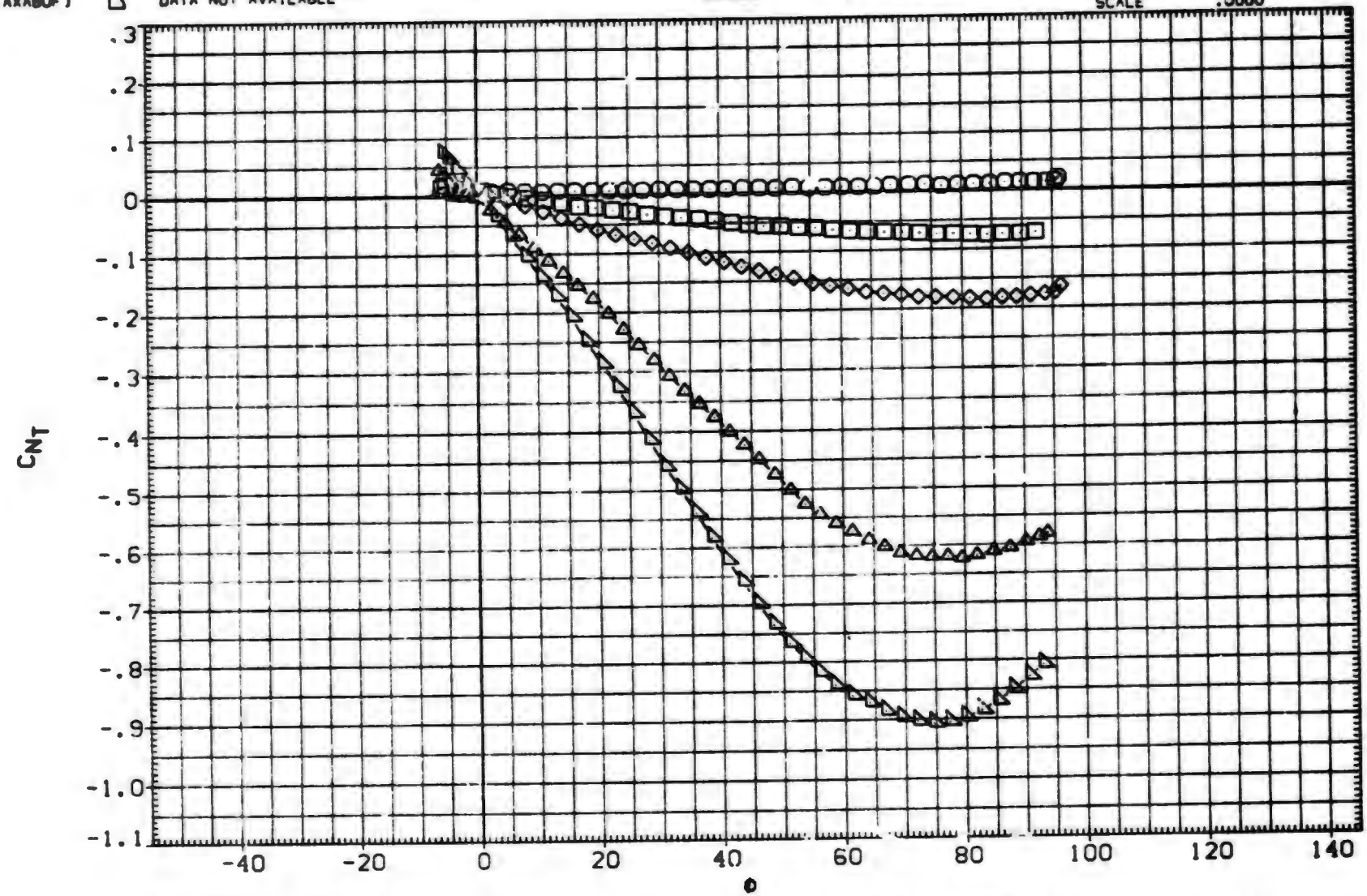

FIN AERODYNAMIC CHARACTERISTICS AS A FUNCTION OF ROLL ANGLE. B1T15 (FIN 3)

(B)MACH = 1.00

DATA SET	SYMBOL	CONFIGURATION DESCRIPTION	ALPHA	LAMBDA	RT.CRD	SEMSPN
(UXA108)	○	MDAC 261/AEDC 52 BODY-TAIL. B1T15 (TAIL FIN. T3)	.000	.500	4.996	1.875
(UXA110)	□	MDAC 261/AEDC 52 BODY-TAIL. B1T15 (TAIL FIN. T3)	2.000	.500	4.996	1.875
(UXA111)	◇	MDAC 261/AEDC 52 BODY-TAIL. B1T15 (TAIL FIN. T3)	4.100	.500	4.996	1.875
(UXA114)	△	MDAC 261/AEDC 52 BODY-TAIL. B1T15 (TAIL FIN. T3)	10.400	.500	4.996	1.875
(UXA116)	◺	MDAC 261/AEDC 52 BODY-TAIL. B1T15 (TAIL FIN. T3)	14.900	.500	4.996	1.875
(AXABUF)	◸	DATA NOT AVAILABLE	20.000	.500	4.996	1.875

REFERENCE INFORMATION

SREF	7.0240	SQ. IN.
LREF	4.9960	IN.
BREF	1.8750	IN.
XMRP	.5500	IN.
YMRP	.0000	IN.
ZMRP	.0000	IN.
SCALE	.0000	

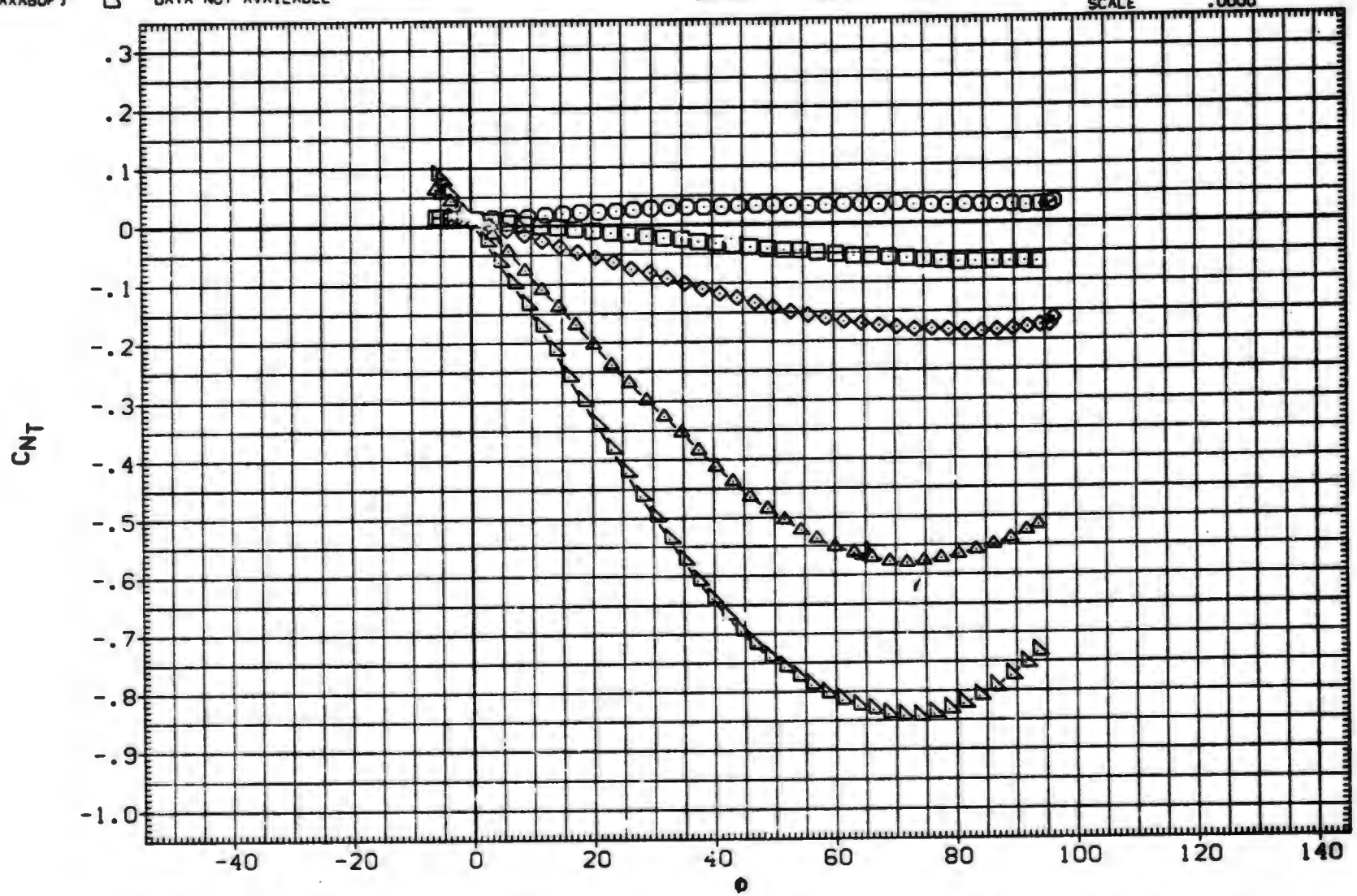

FIN AERODYNAMIC CHARACTERISTICS AS A FUNCTION OF ROLL ANGLE. B1T15 (FIN 3)

(C)MACH = 1.21

DATA SET	SYMBOL	CONFIGURATION DESCRIPTION	ALPHA	LAMBDA	RT.CRD	SEMSPN
(UXA108)	○	MDAC 261/AEDC 52 BODY-TAIL. B1T15 (TAIL FIN. T3)	.000	.500	4.996	1.875
(UXA110)	□	MDAC 261/AEDC 52 BODY-TAIL. B1T15 (TAIL FIN. T3)	2.000	.500	4.996	1.875
(UXA111)	◇	DATA NOT AVAILABLE	4.100	.500	4.996	1.875
(UXA114)	△	MDAC 261/AEDC 52 BODY-TAIL. B1T15 (TAIL FIN. T3)	10.400	.500	4.996	1.875
(UXA116)	◺	MDAC 261/AEDC 52 BODY-TAIL. B1T15 (TAIL FIN. T3)	14.900	.500	4.996	1.875
(AXABUF)	D	MDAC 261/AEDC 52 BODY-TAIL. B1T15 (TAIL FIN. T3)	20.000	.500	4.996	1.875

REFERENCE INFORMATION		
SREF	7.0240	SQ. IN.
LREF	4.9960	IN.
BREF	1.8750	IN.
XMRP	.5500	IN.
YMRP	.0000	IN.
ZMRP	.0000	IN.
SCALE	.0000	

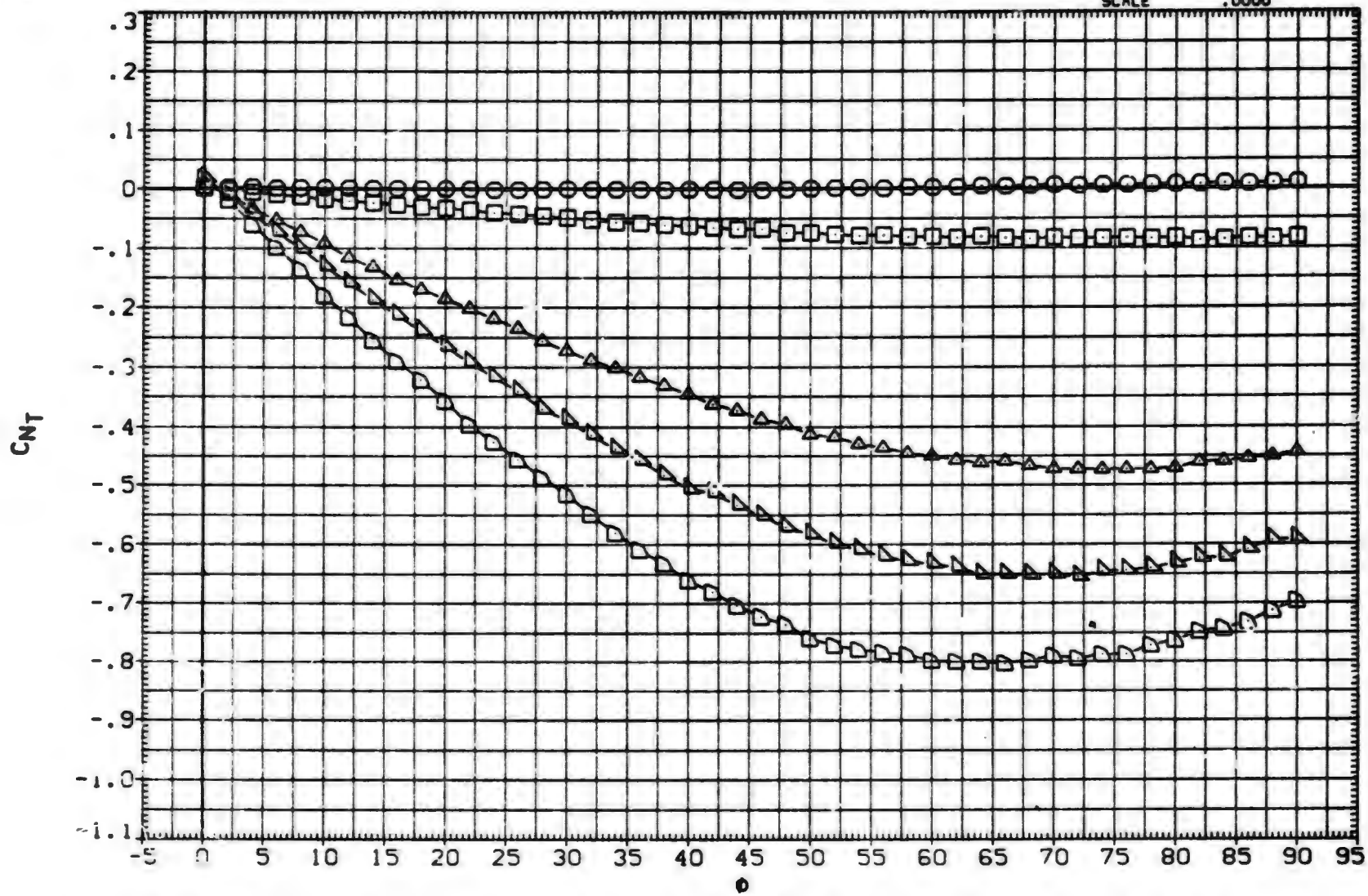

FIN AERODYNAMIC CHARACTERISTICS AS A FUNCTION OF ROLL ANGLE. B1T15 (FIN 3)

(D)MACH = 1.76

DATA SET	SYMBOL	CONFIGURATION DESCRIPTION	ALPHA	LAMBDA	RT.CRD	SEMSPN
(UXA108)	○	MDAC 261/AEDC 52 BODY-TAIL. B1T15 (TAIL FIN. T3)	.000	.500	4.996	1.875
(UXA110)	□	MDAC 261/AEDC 52 BODY-TAIL. B1T15 (TAIL FIN. T3)	2.000	.500	4.996	1.875
(UXA111)	◇	MDAC 261/AEDC 52 BODY-TAIL. B1T15 (TAIL FIN. T3)	4.100	.500	4.996	1.875
(UXA114)	△	MDAC 261/AEDC 52 BODY-TAIL. B1T15 (TAIL FIN. T3)	10.400	.500	4.996	1.875
(UXA116)	◺	MDAC 261/AEDC 52 BODY-TAIL. B1T15 (TAIL FIN. T3)	14.900	.500	4.996	1.875
(AXABUF)	D	MDAC 261/AEDC 52 BODY-TAIL. B1T15 (TAIL FIN. T3)	20.000	.500	4.996	1.875

REFERENCE INFORMATION

SREF	7.0240	SQ.IN.
LREF	4.9960	IN.
BREF	1.8750	IN.
XMRP	.5500	IN.
YMRP	.0000	IN.
ZMRP	.0000	IN.
SCALE	.0000	

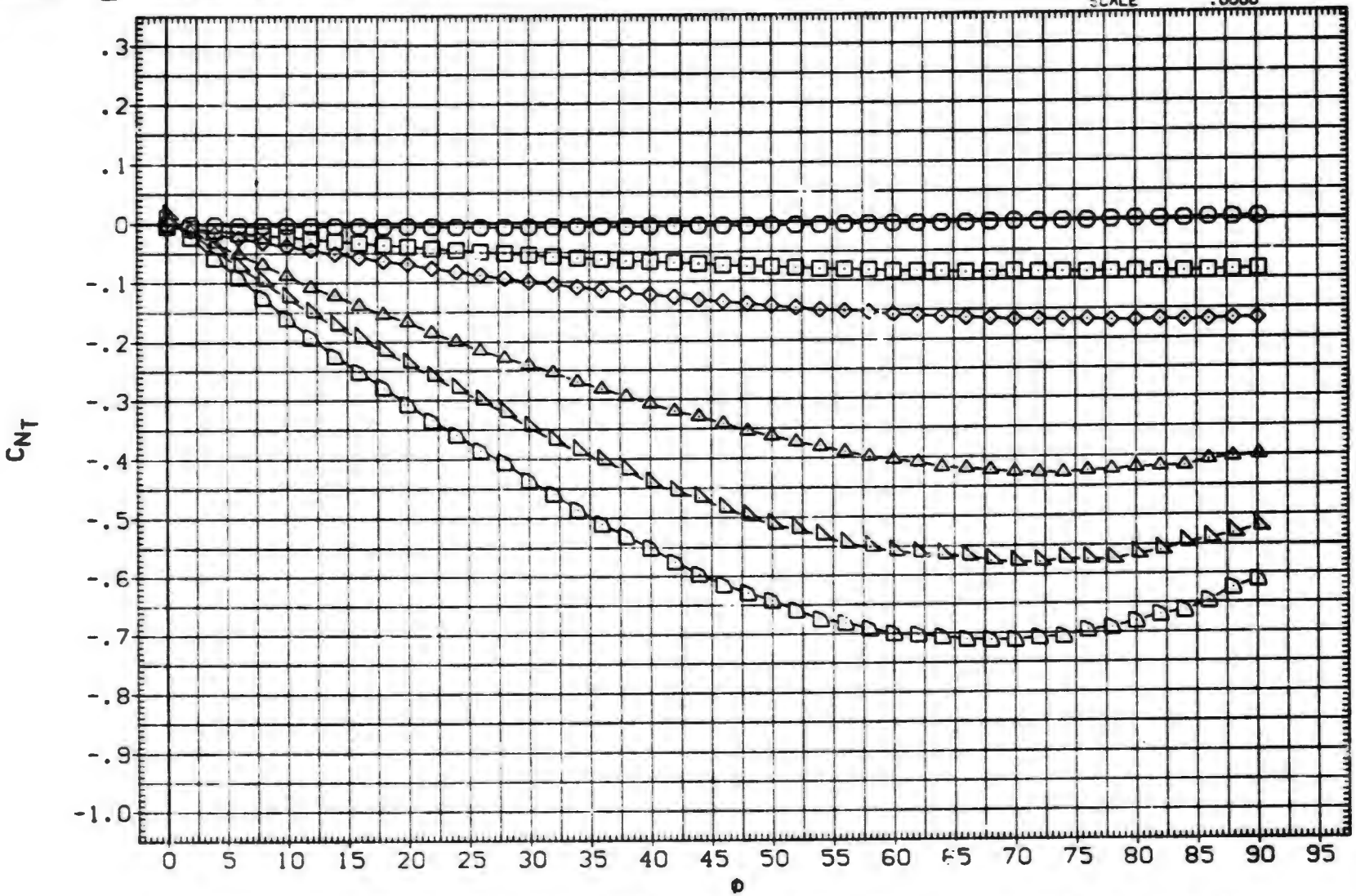

FIN AERODYNAMIC CHARACTERISTICS AS A FUNCTION OF ROLL ANGLE. B1T15 (FIN 3)

(E)MACH = 2.00

DATA SET	SYMBOL	CONFIGURATION DESCRIPTION	ALPHA	LAMBDA	RT.CRD	SEMSPN
(UXA108)	○	MDAC 261 AEDC 52 BODY-TAIL. B1T15 (TAIL FIN. T3)	.000	.500	4.996	1.875
(UXA110)	□	MDAC 261/AEDC 52 BODY-TAIL. B1T15 (TAIL FIN. T3)	2.000	.500	4.996	1.875
(UXA111)	◇	MDAC 261/AEDC 52 BODY-TAIL. B1T15 (TAIL FIN. T3)	4.100	.500	4.996	1.875
(UXA114)	△	MDAC 261/AEDC 52 BODY-TAIL. B1T15 (TAIL FIN. T3)	10.400	.500	4.996	1.875
(UXA116)	▷	MDAC 261/AEDC 52 BODY-TAIL. B1T15 (TAIL FIN. T3)	14.900	.500	4.996	1.875
(AXABUF)	▱	MDAC 261/AEDC 52 BODY-TAIL. B1T15 (TAIL FIN. T3)	20.000	.500	4.996	1.875

REFERENCE INFORMATION		
SREF	7.0240	SQ.IN.
LREF	4.9960	IN.
BREF	1.8750	IN.
XMRP	.5500	IN.
YMRP	.0000	IN.
ZMRP	.0000	IN.
SCALE	.0000	

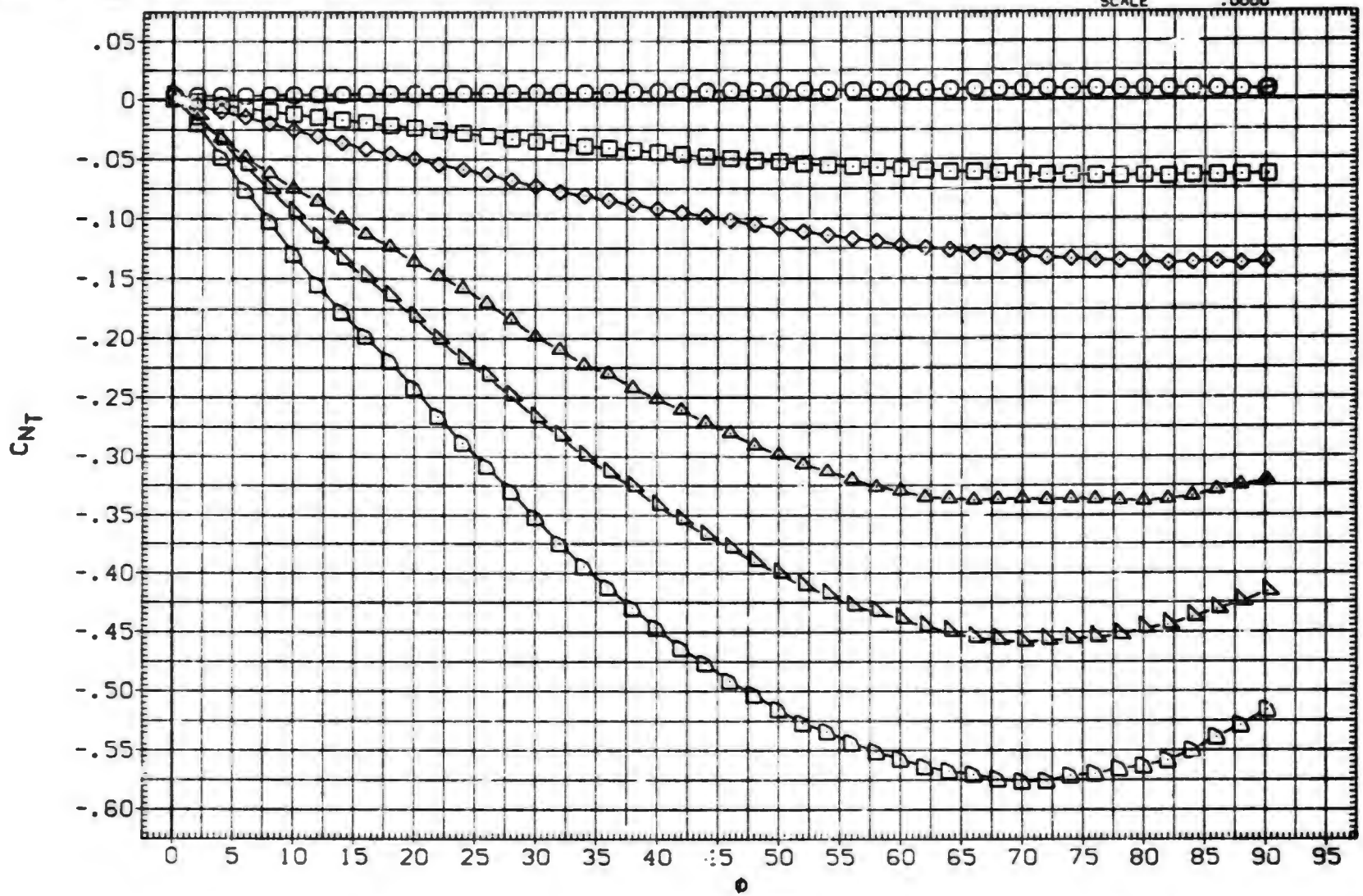

FIN AERODYNAMIC CHARACTERISTICS AS A FUNCTION OF ROLL ANGLE. B1T15 (FIN 3)

(F)MACH = 2.50

DATA SET	SYMBOL	CONFIGURATION DESCRIPTION	ALPHA	LAMBDA	RT.CRD	SEMSPN
(UXA108)	○	MDAC 261/AEDC 52 BODY-TAIL. B1T15 (TAIL FIN. T3)	.000	.500	4.996	1.875
(UXA110)	□	MDAC 261/AEDC 52 BODY-TAIL. B1T15 (TAIL FIN. T3)	2.000	.500	4.996	1.875
(UXA111)	◇	MDAC 261/AEDC 52 BODY-TAIL. B1T15 (TAIL FIN. T3)	4.100	.500	4.996	1.875
(UXA114)	△	MDAC 261/AEDC 52 BODY-TAIL. B1T15 (TAIL FIN. T3)	10.400	.500	4.996	1.875
(UXA116)	◺	MDAC 261/AEDC 52 BODY-TAIL. B1T15 (TAIL FIN. T3)	14.900	.500	4.996	1.875
(AXABUF)	◸	MDAC 261/AEDC 52 BODY-TAIL. B1T15 (TAIL FIN. T3)	20.000	.500	4.996	1.875

REFERENCE INFORMATION

SREF	7.0240	SQ. IN.
LREF	4.9960	IN.
BREF	1.8750	IN.
XMRP	.5500	IN.
YMRP	.0000	IN.
ZMRP	.0000	IN.
SCALE	.0000	

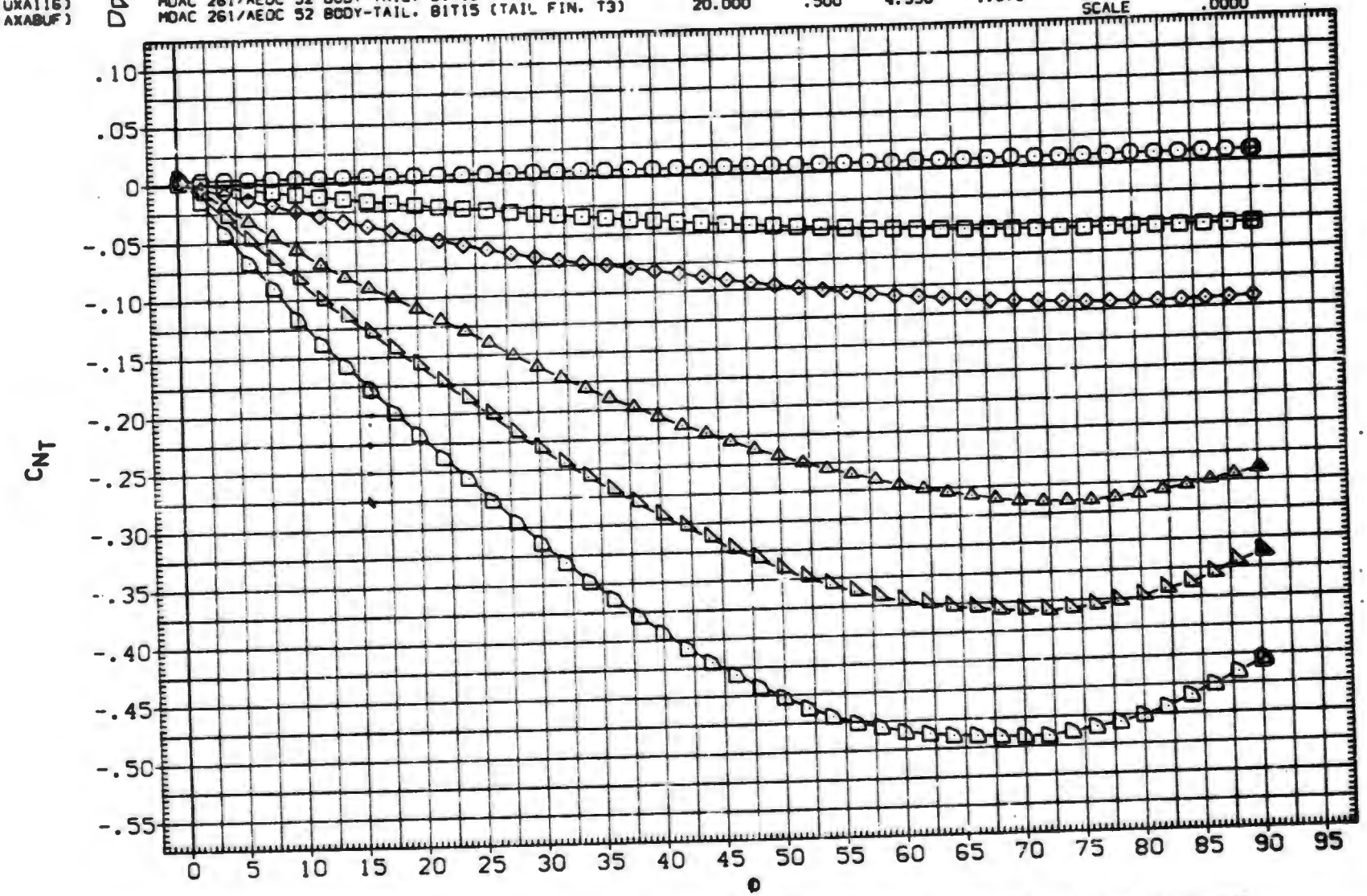

FIN AERODYNAMIC CHARACTERISTICS AS A FUNCTION OF ROLL ANGLE. B1T15 (FIN 3)

(G)MACH = 3.01

DATA SET	SYMBOL	CONFIGURATION DESCRIPTION	ALPHA	LAMBDA	RT.CRD	SEMSPN
(UXA108)	○	MDAC 261/AEDC 52 BODY-TAIL. BIT15 (TAIL FIN. T3)	.000	.500	4.996	1.875
(UXA110)	□	MDAC 261/AEDC 52 BODY-TAIL. BIT15 (TAIL FIN. T3)	2.000	.500	4.996	1.875
(UXA111)	◇	MDAC 261/AEDC 52 BODY-TAIL. BIT15 (TAIL FIN. T3)	4.100	.500	4.996	1.875
(UXA114)	△	MDAC 261/AEDC 52 BODY-TAIL. BIT15 (TAIL FIN. T3)	10.400	.500	4.996	1.875
(UXA116)	◁	MDAC 261/AEDC 52 BODY-TAIL. BIT15 (TAIL FIN. T3)	14.900	.500	4.996	1.875
(AXABUF)	▷	DATA NOT AVAILABLE	20.000	.500	4.996	1.875

REFERENCE INFORMATION

SREF	7.0240	SQ. IN.
LREF	4.9960	IN.
BREF	1.8750	IN.
XMRP	5500	IN.
YMRP	.0000	IN.
ZMRP	.0000	IN.
SCALE	.0000	

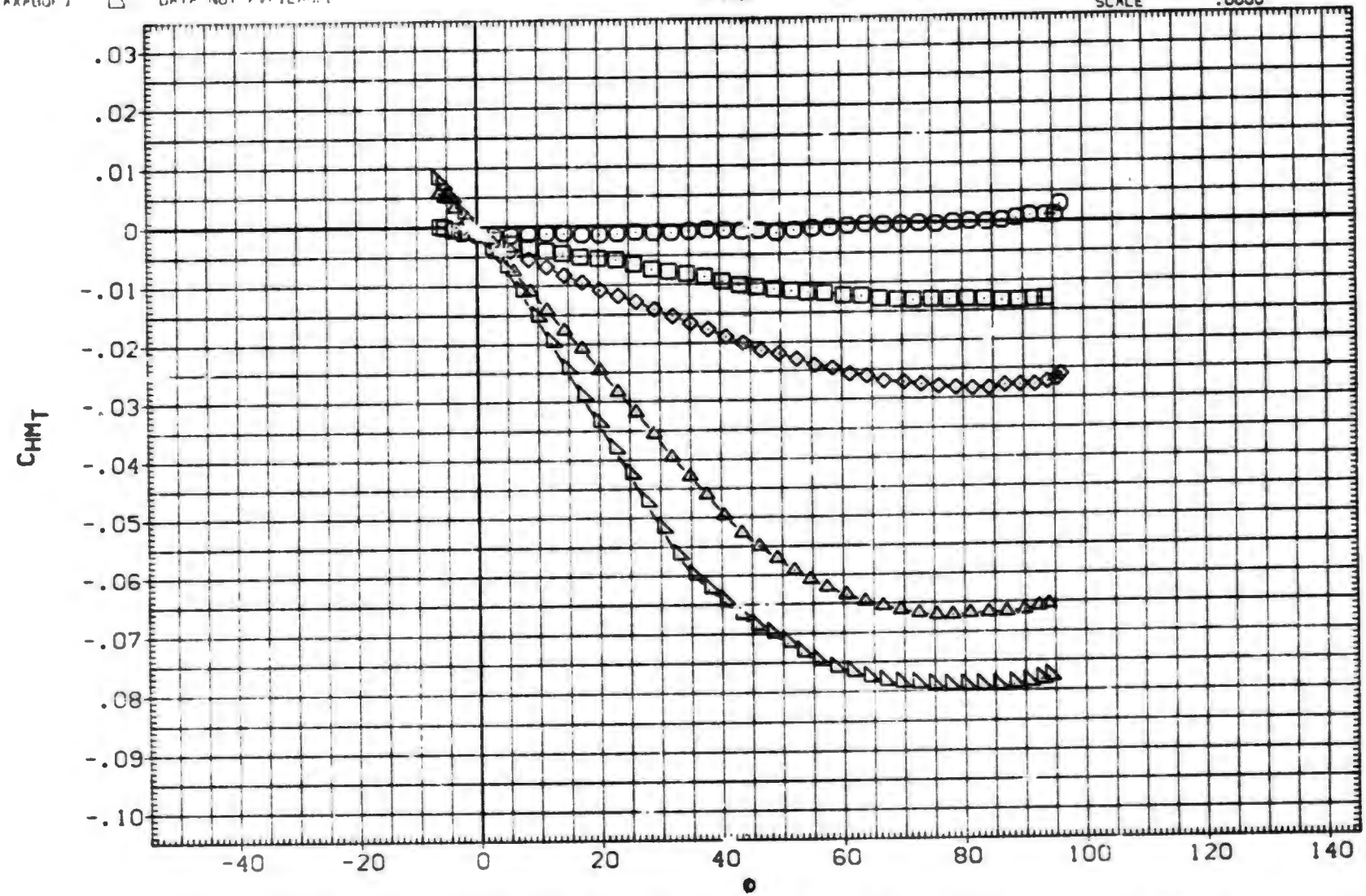

FIN AERODYNAMIC CHARACTERISTICS AS A FUNCTION OF ROLL ANGLE. BIT15 (FIN 3)

(A)MACH = .79

DATA SET	SYMBOL	CONFIGURATION DESCRIPTION	ALPHA	LAMBDA	RT.CRD	SEMSPN
(UXA108)	○	MDAC 261/AEDC 52 BODY-TAIL. BIT15 (TAIL FIN. T3)	.000	.500	4.996	1.875
(UXA110)	□	MDAC 261/AEDC 52 BODY-TAIL. BIT15 (TAIL FIN. T3)	2.000	.500	4.996	1.875
(UXA111)	◇	MDAC 261/AEDC 52 BODY-TAIL. BIT15 (TAIL FIN. T3)	4.100	.500	4.996	1.875
(UXA114)	◁	MDAC 261/AEDC 52 BODY-TAIL. BIT15 (TAIL FIN. T3)	10.400	.500	4.996	1.875
(UXA116)	△	MDAC 261/AEDC 52 BODY-TAIL. BIT15 (TAIL FIN. T3)	14.900	.500	4.996	1.875
(AXABU#)	▽	DATA NOT AVAILABLE	20.000	.500	4.996	1.875

REFERENCE INFORMATION		
SREF	7.0240	SQ.IN.
LREF	4.9960	IN.
BREF	1.8750	IN.
XMRP	.5500	IN.
YMRP	.0000	IN.
ZMRP	.0000	IN.
SCALE	.0000	

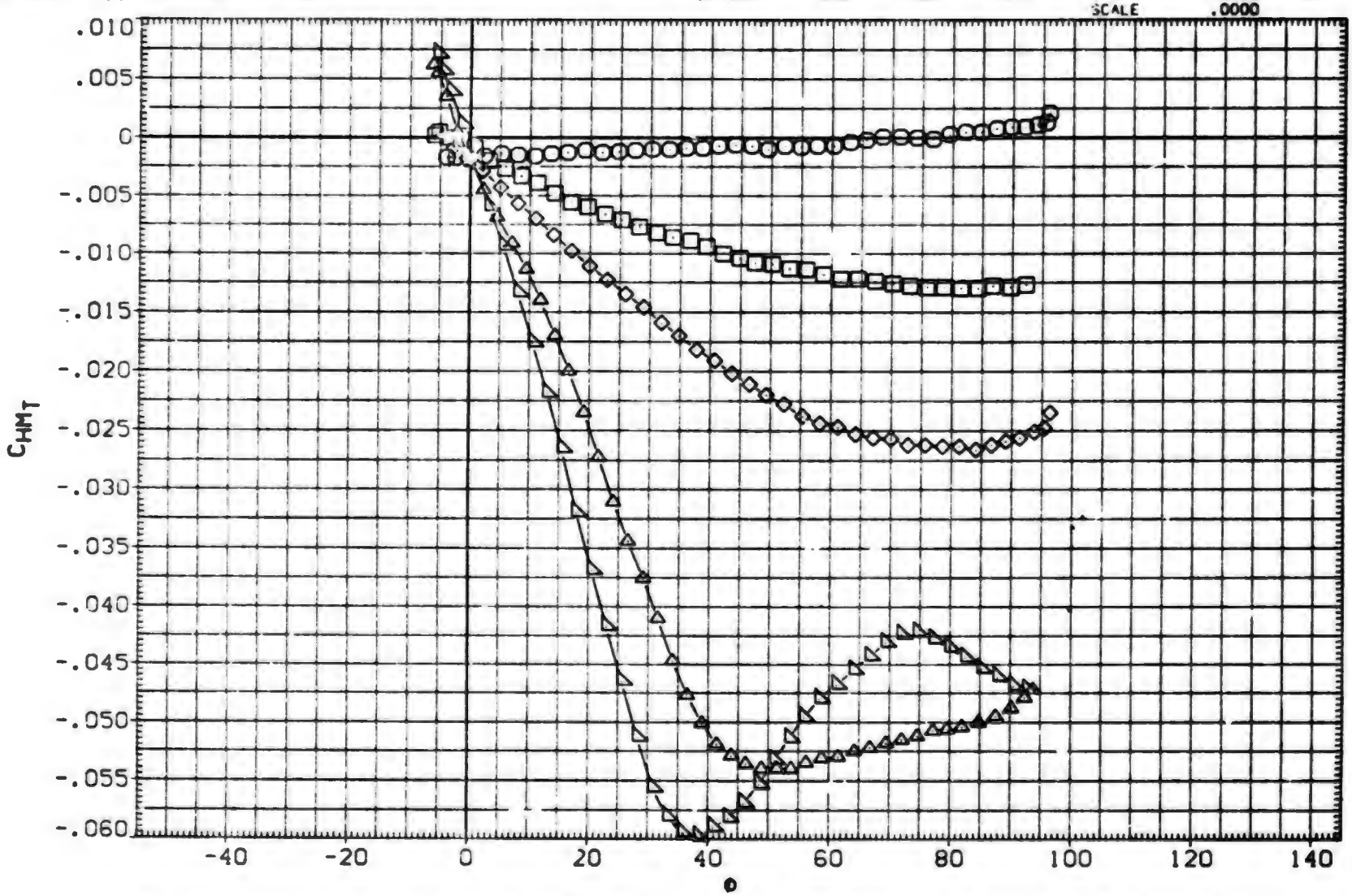

FIN AERODYNAMIC CHARACTERISTICS AS A FUNCTION OF ROLL ANGLE. BIT15 (FIN 3)

(B)MACH = 1.00

DATA SET	SYMBOL	CONFIGURATION DESCRIPTION
(UXA108)	○	MDAC 261/AEDC 52 BODY-TAIL. BIT15 (TAIL FIN. T3)
(UXA110)	□	MDAC 261/AEDC 52 BODY-TAIL. BIT15 (TAIL FIN. T3)
(UXA111)	◇	MDAC 261/AEDC 52 BODY-TAIL. BIT15 (TAIL FIN. T3)
(UXA114)	△	MDAC 261/AEDC 52 BODY-TAIL. BIT15 (TAIL FIN. T3)
(UXA116)	▷	MDAC 261/AEDC 52 BODY-TAIL. BIT15 (TAIL FIN. T3)
(AXABUF)	▷	DATA NOT AVAILABLE

ALPHA	LAMBDA	RT.CRD	SEMSPN
.000	.500	4.996	1.875
2.000	.500	4.996	1.875
4.100	.500	4.996	1.875
10.400	.500	4.996	1.875
14.800	.500	4.996	1.875
20.000	.500	4.996	1.875

REFERENCE INFORMATION		
SREF	7.0240	SQ.IN.
LREF	4.9960	IN.
BREF	1.8750	IN.
XMRP	.5500	IN.
YMRP	.0000	IN.
ZMRP	.0000	IN.
SCALE	.0000	

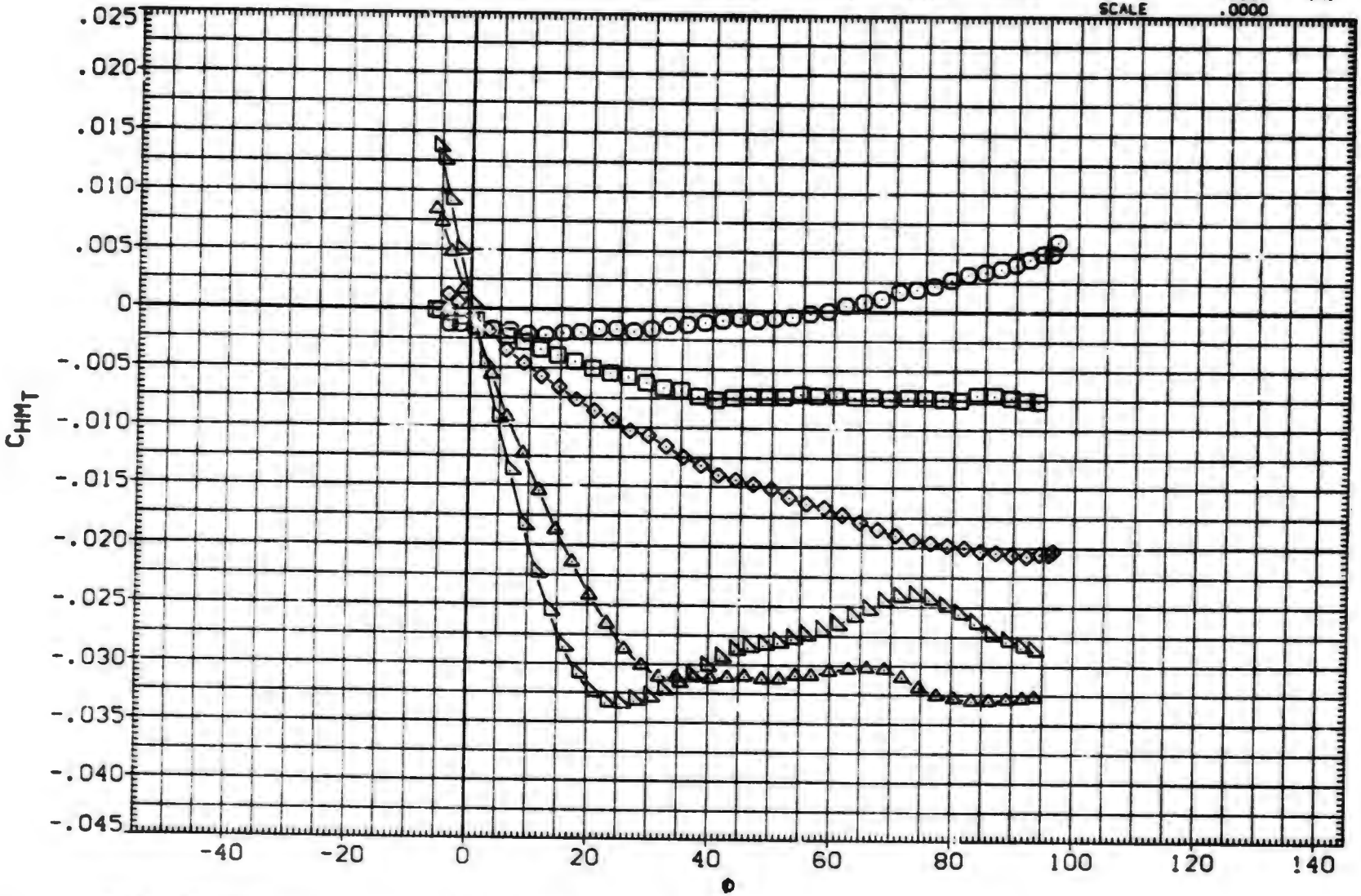

FIN AERODYNAMIC CHARACTERISTICS AS A FUNCTION OF ROLL ANGLE. BIT15 (FIN 3)

(C)MACH = 1.21

DATA SET	SYMBOL	CONFIGURATION DESCRIPTION	ALPHA	LAMBDA	RT.CRD	SEMSPN
(UXA108)	○	MDAC 261/AEDC 52 BODY-TAIL. B1T15 (TAIL FIN. T3)	.000	.500	4.996	1.875
(UXA110)	□	MDAC 261/AEDC 52 BODY-TAIL. B1T15 (TAIL FIN. T3)	2.000	.500	4.996	1.875
(UXA111)	◇	DATA NOT AVAILABLE	4.100	.500	4.996	1.875
(UXA114)	△	MDAC 261/AEDC 52 BODY-TAIL. B1T15 (TAIL FIN. T3)	10.400	.500	4.996	1.875
(UXA116)	◁	MDAC 261/AEDC 52 BODY-TAIL. B1T15 (TAIL FIN. T3)	14.900	.500	4.996	1.875
(AXABUF)	▷	MDAC 261/AEDC 52 BODY-TAIL. B1T15 (TAIL FIN. T3)	20.000	.500	4.996	1.875

REFERENCE INFORMATION

SREF	7.0240	SQ. IN.
LREF	4.9960	IN.
BREF	1.8750	IN.
XMRP	.5500	IN.
YMRP	.0000	IN.
ZMRP	.0000	IN.
SCALE	.0000	

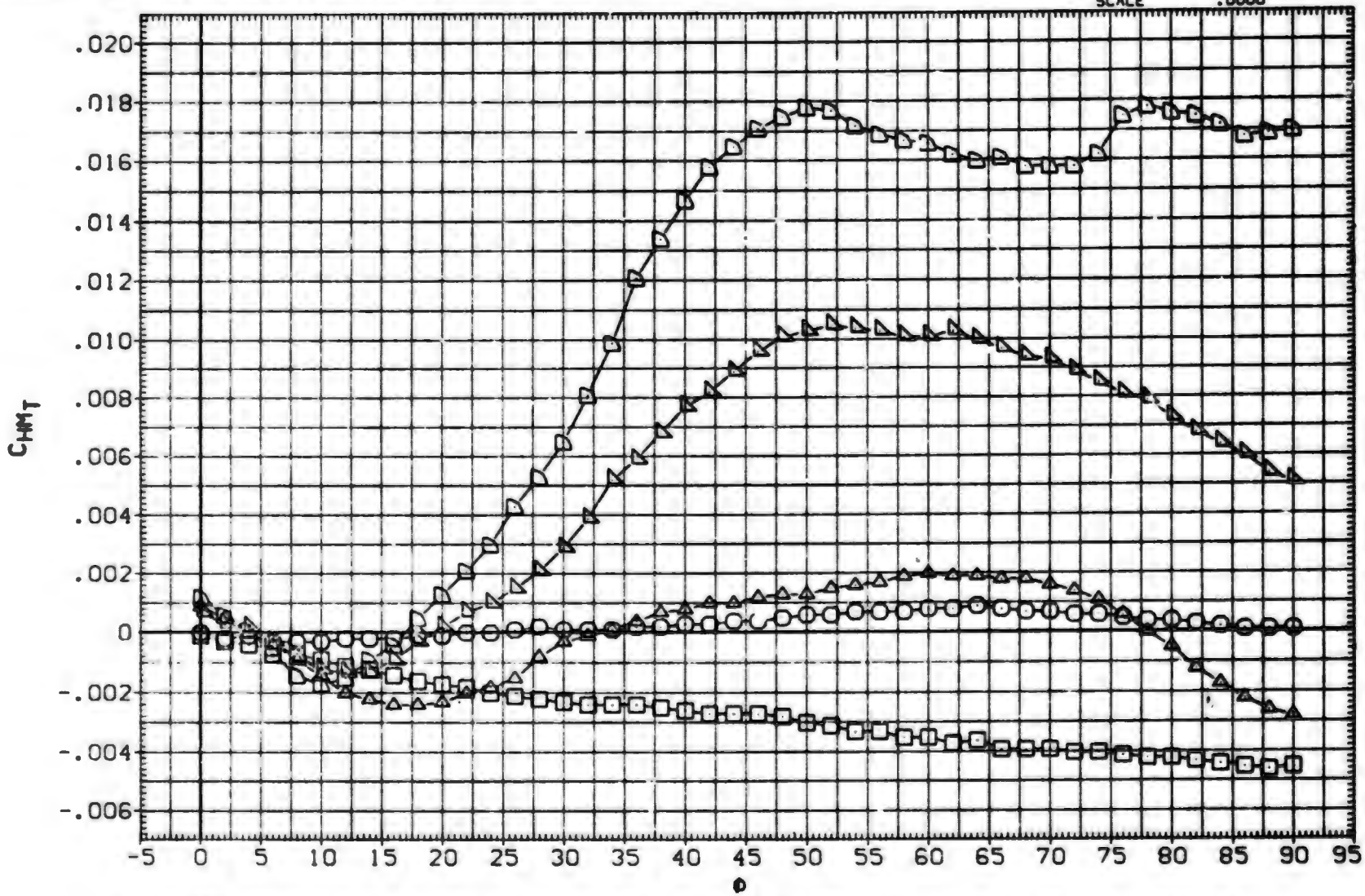

FIN AERODYNAMIC CHARACTERISTICS AS A FUNCTION OF ROLL ANGLE. B1T15 (FIN 3)

(D)MACH = 1.76

DATA SET	SYMBOL	CONFIGURATION DESCRIPTION	ALPHA	LAMBDA	RT.CRD	SEMSPN
(UXA108)	○	MDAC 261/AEDC 52 BODY-TAIL. B1T15 (TAIL FIN. T3)	.000	.500	4.996	1.875
(UXA110)	□	MDAC 261/AEDC 52 BODY-TAIL. B1T15 (TAIL FIN. T3)	2.000	.500	4.996	1.875
(UXA111)	◇	MDAC 261/AEDC 52 BODY-TAIL. B1T15 (TAIL FIN. T3)	4.100	.500	4.996	1.875
(UXA114)	△	MDAC 261/AEDC 52 BODY-TAIL. B1T15 (TAIL FIN. T3)	10.400	.500	4.996	1.875
(UXA116)	◺	MDAC 261/AEDC 52 BODY-TAIL. B1T15 (TAIL FIN. T3)	14.800	.500	4.996	1.875
(AXABUF)	D	MDAC 261/AEDC 52 BODY-TAIL B1T15 (TAIL FIN. T3)	20.000	.500	4.996	1.875

REFERENCE INFORMATION

SREF	7.0240	SQ. IN.
LREF	4.9960	IN.
BREF	1.8750	IN.
XMRP	.5500	IN.
YMRP	.0000	IN.
ZMRP	.0000	IN.
SCALE	.0000	

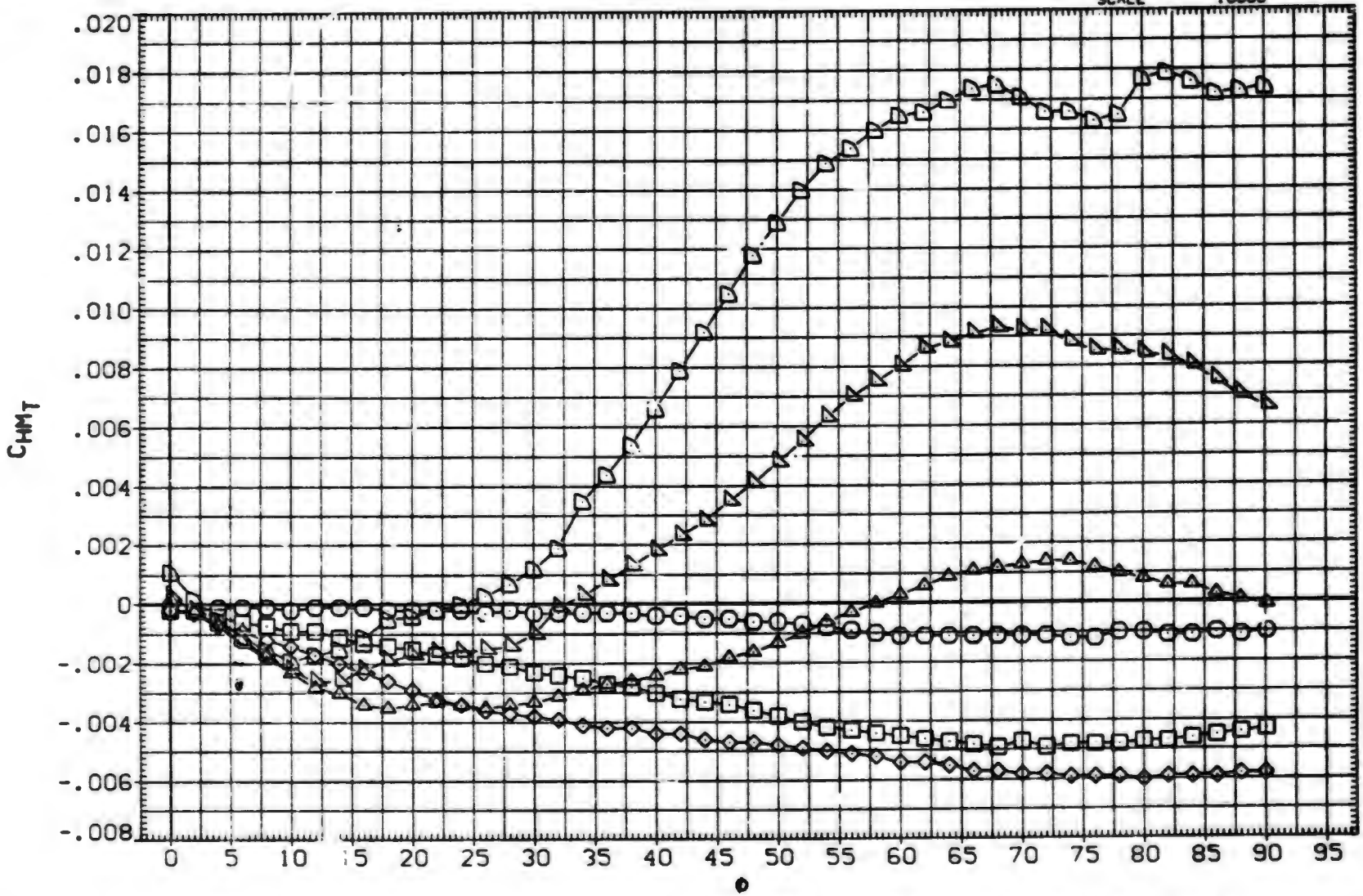

FIN AERODYNAMIC CHARACTERISTICS AS A FUNCTION OF ROLL ANGLE. B1T15 (FIN 3)

(E)MACH = 2.00

DATA SET	SYMBOL	CONFIGURATION DESCRIPTION	ALPHA	LAMBDA	RT.CRD	SEMSPN
(UXA108)	○	MDAC 261/AEDC 52 BODY-TAIL. B1T15 (TAIL FIN. T3)	.000	.500	4.996	1.875
(UXA110)	□	MDAC 261/AEDC 52 BODY-TAIL. B1T15 (TAIL FIN. T3)	2.000	.500	4.996	1.875
(UXA111)	◇	MDAC 261/AEDC 52 BODY-TAIL. B1T15 (TAIL FIN. T3)	4.100	.500	4.996	1.875
(UXA114)	△	MDAC 261/AEDC 52 BODY-TAIL. B1T15 (TAIL FIN. T3)	10.400	.500	4.996	1.875
(UXA116)	◺	MDAC 261/AEDC 52 BODY-TAIL. B1T15 (TAIL FIN. T3)	14.900	.500	4.996	1.875
(AXABUF)	◸	MDAC 261/AEDC 52 BODY-TAIL. B1T15 (TAIL FIN. T3)	20.000	.500	4.996	1.875

REFERENCE INFORMATION		
SREF	7.0240	SQ.IN.
LREF	4.9960	IN.
BREF	1.8750	IN.
XMRP	.5500	IN.
YMRP	.0000	IN.
ZMRP	.0000	IN.
SCALE	0000	

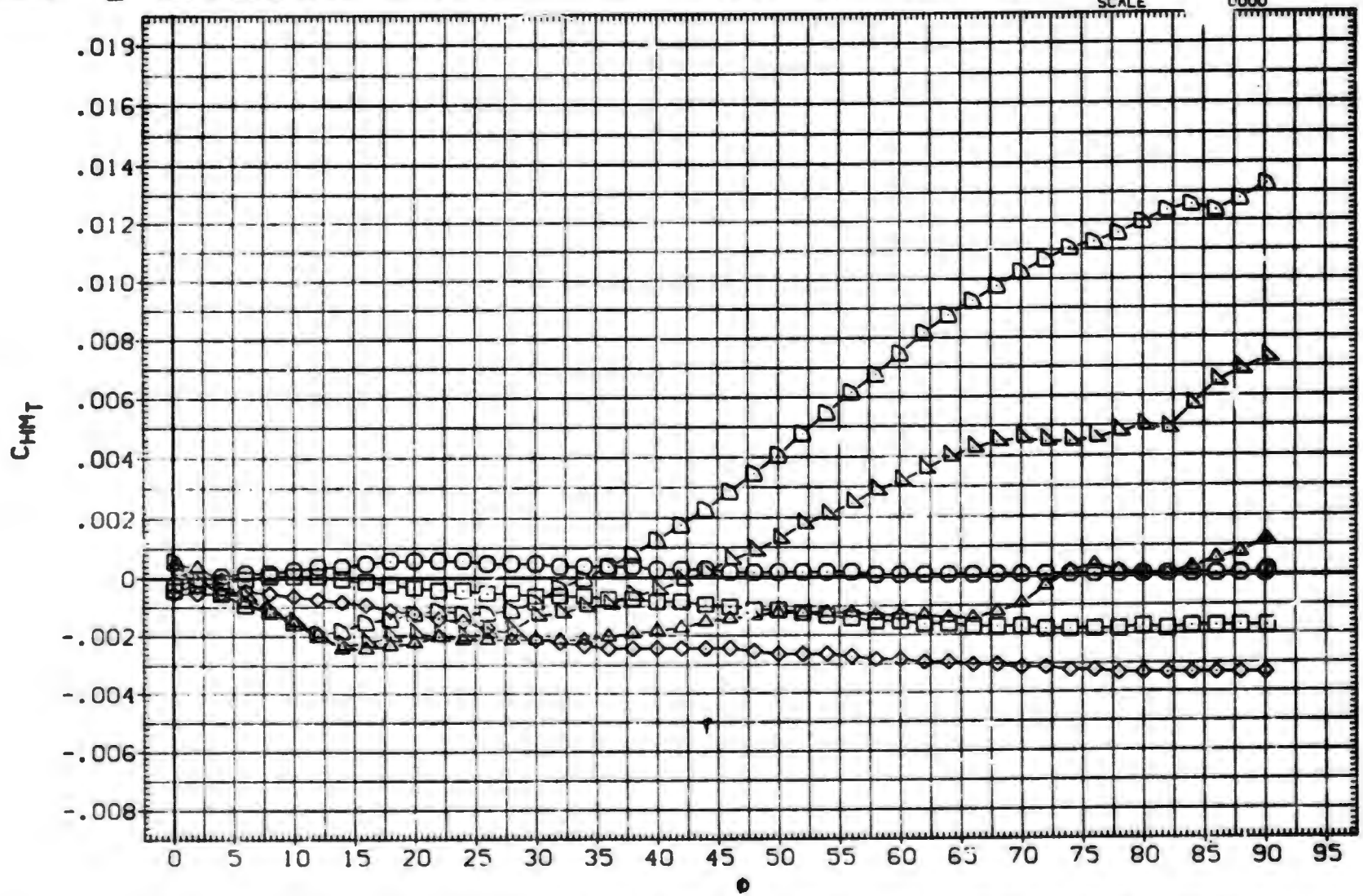

FIN AERODYNAMIC CHARACTERISTICS AS A FUNCTION OF ROLL ANGLE. B1T15 (FIN 3)

(F)MACH = 2.50

DATA SET	SYMBOL	CONFIGURATION DESCRIPTION	ALPHA	LAMBDA	RT.CRD	SEMSPN
(UXA108)	○	MDAC 261/AEDC 52 BODY-TAIL. BIT15 (TAIL FIN. T3)	.000	.500	4.996	1.875
(UXA110)	□	MDAC 261/AEDC 52 BODY-TAIL. BIT15 (TAIL FIN. T3)	2.000	.500	4.996	1.875
(UXA111)	◇	MDAC 261/AEDC 52 BODY-TAIL. BIT15 (TAIL FIN. T3)	4.100	.500	4.996	1.875
(UXA114)	◁	MDAC 261/AEDC 52 BODY-TAIL. BIT15 (TAIL FIN. T3)	10.400	.500	4.996	1.875
(UXA116)	△	MDAC 261/AEDC 52 BODY-TAIL. BIT15 (TAIL FIN. T3)	14.900	.500	4.996	1.875
(AXABUF)	D	MDAC 261/AEDC 52 BODY-TAIL. BIT15 (TAIL FIN. T3)	20.000	.500	4.996	1.875

REFERENCE INFORMATION		
SREF	7.0240	90.IN.
LREF	4.9960	IN.
BREF	1.8750	IN.
XMRP	.5500	IN.
YMRP	.0000	IN.
ZMRP	.0000	IN.
SCALE	.0000	

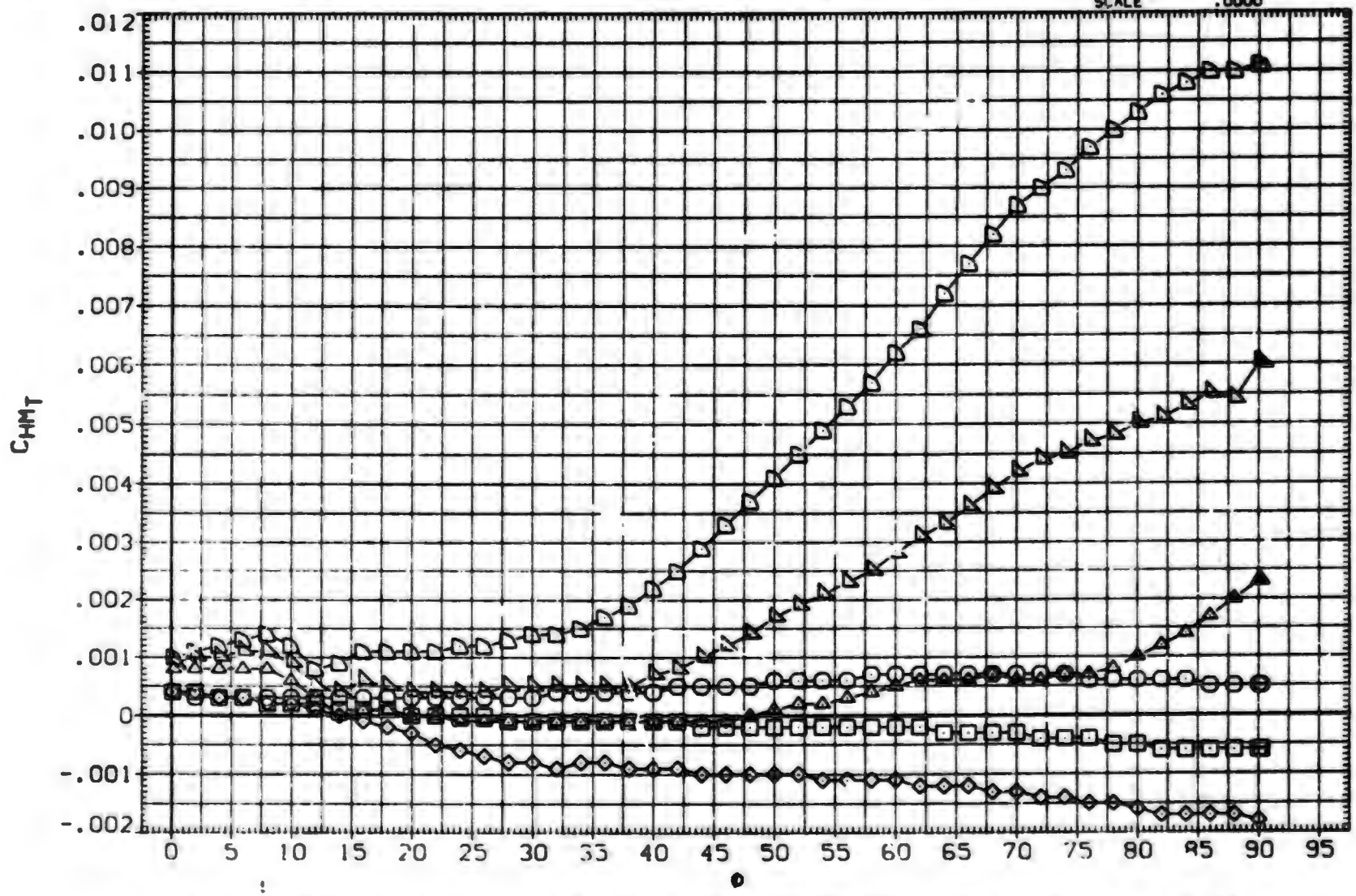

FIN AERODYNAMIC CHARACTERISTICS AS A FUNCTION OF ROLL ANGLE. BIT15 (FIN 3)

(G)MACH = 3.01

DATA SET	SYMBOL	CONFIGURATION DESCRIPTION	ALPHA	LAMBDA	RT.CRD	SEMSPN
(UXA108)	○	MDAC 261/AEDC 52 BODY-TAIL. B1T15 (YAIL FIN. T3)	.000	.500	4.996	1.875
(UXA110)	□	MDAC 261/AEDC 52 BODY-TAIL. B1T15 (TAIL FIN. T3)	2.000	.500	4.996	1.875
(UXA111)	◇	MDAC 261/AEDC 52 BODY-TAIL. B1T15 (TAIL FIN. T3)	4.100	.500	4.996	1.875
(UXA114)	△	MDAC 261/AEDC 52 BODY-TAIL. B1T15 (TAIL FIN. T3)	10.400	.500	4.996	1.875
(UXA116)	▷	MDAC 261/AEDC 52 BODY-TAIL. B1T15 (TAIL FIN. T3)	14.900	.500	4.996	1.875
(AXABUF)	D	DATA NOT AVAILABLE	20.000	.500	4.996	1.875

REFERENCE INFORMATION

SREF	7.0240	SQ. IN.
LREF	4.9960	IN.
BREF	1.8750	IN.
XMRP	.5500	IN.
YMRP	.0000	IN.
ZMRP	.0000	IN.
SCALE	.0000	

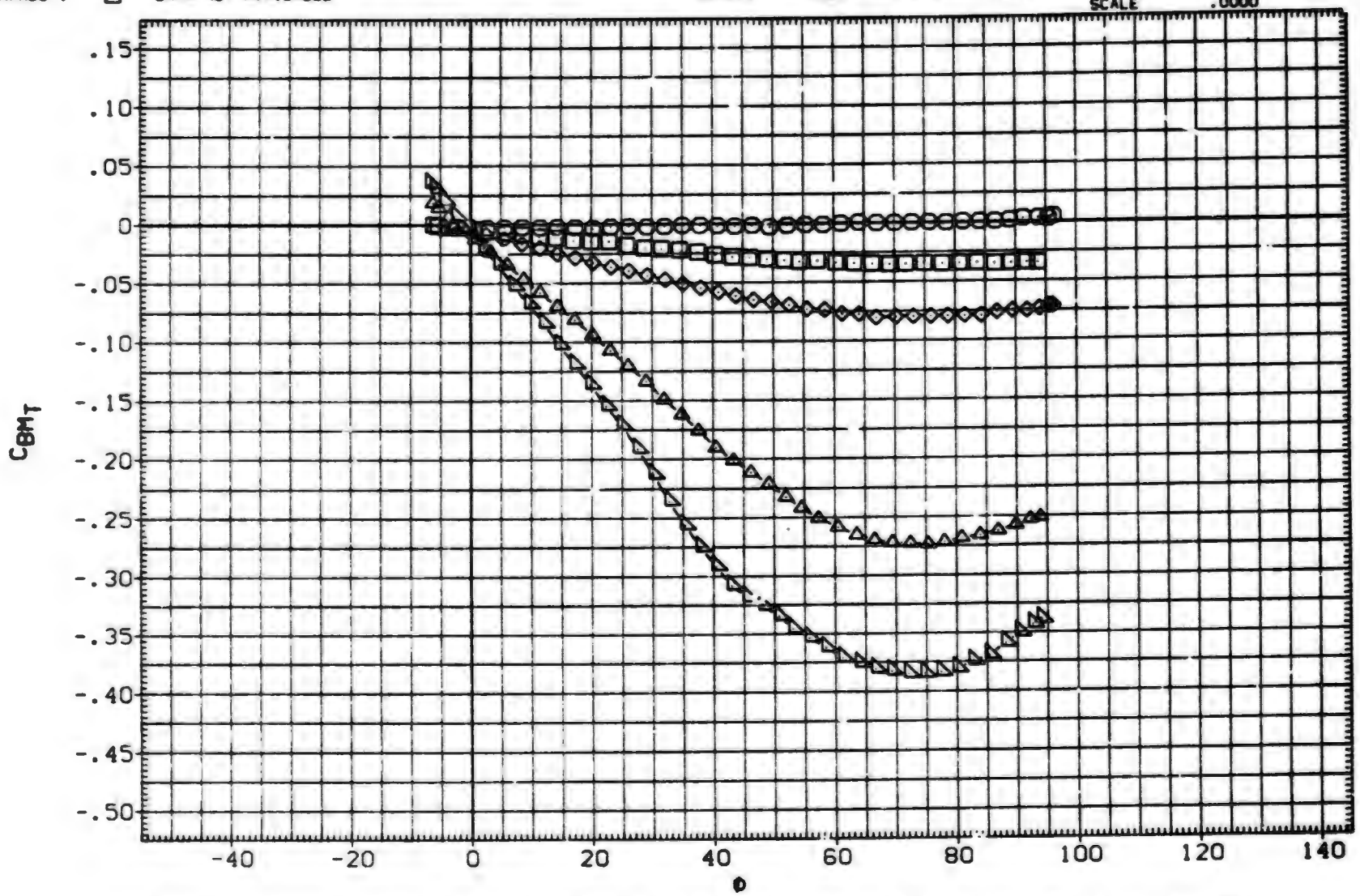

FIN AERODYNAMIC CHARACTERISTICS AS A FUNCTION OF ROLL ANGLE. B1T15 (FIN 3)

(A)MACH = .79

DATA SET	SYMBOL	CONFIGURATION DESCRIPTION	ALPHA	LAMBDA	RT.CRD	SEMSPN
(UXA108)	○	MDAC 261/AEDC 52 BODY-TAIL. B1T15 (TAIL FIN. T3)	.000	.500	4.996	1.875
(UXA110)	□	MDAC 261/AEDC 52 BODY-TAIL. B1T15 (TAIL FIN. T3)	2.000	.500	4.996	1.875
(UXA111)	◇	MDAC 261/AEDC 52 BODY-TAIL. B1T15 (TAIL FIN. T3)	4.100	.500	4.996	1.875
(UXA114)	△	MDAC 261/AEDC 52 BODY-TAIL. B1T15 (TAIL FIN. T3)	10.400	.500	4.996	1.875
(UXA116)	▷	MDAC 261/AEDC 52 BODY-TAIL. B1T15 (TAIL FIN. T3)	14.900	.500	4.996	1.875
(AXABUF)	D	DATA NOT AVAILABLE	20.000	.500	4.996	1.875

REFERENCE INFORMATION		
SREF	7.0240	SQ. IN.
LREF	4.9960	IN.
BREF	1.8750	IN.
XMRP	.5500	IN.
YMRP	.0000	IN.
ZMRP	.0000	IN.
SCALE	.0000	

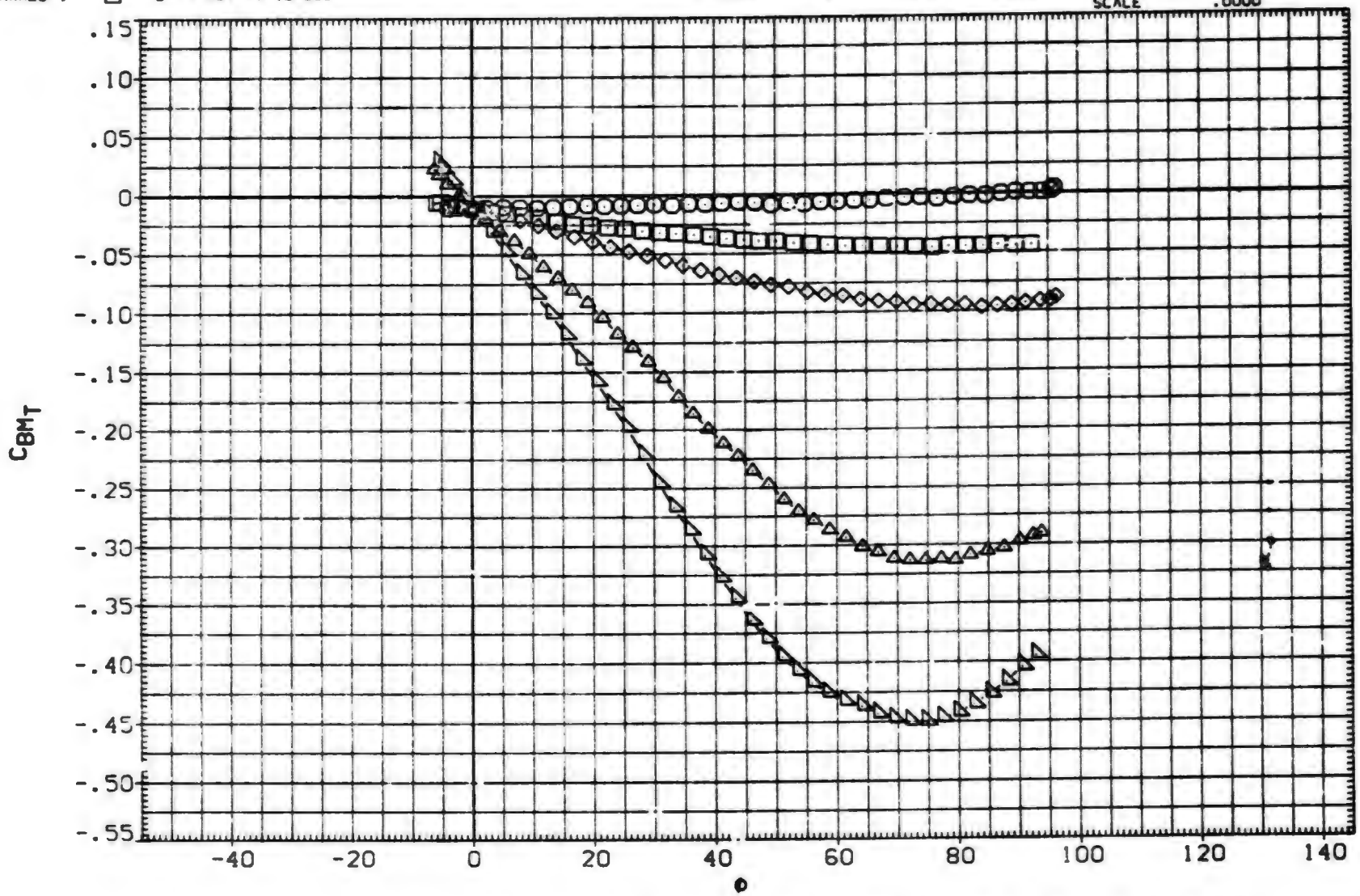

FIN AERODYNAMIC CHARACTERISTICS AS A FUNCTION OF ROLL ANGLE. B1T15 (FIN 3)

(B)MACH = 1.00

DATA SET	SYMBOL	CONFIGURATION DESCRIPTION	ALPHA	LAMBDA	RT.CRD	SEMSPN
(UXA108)	○	MDAC 261/AEDC 52 BODY-TAIL. B1T15 (TAIL FIN. T3)	.000	.500	4.996	1.875
(UXA110)	□	MDAC 261/AEDC 52 BODY-TAIL. B1T15 (TAIL FIN. T3)	2.000	.500	4.996	1.875
(UXA111)	◇	MDAC 261/AEDC 52 BODY-TAIL. B1T15 (TAIL FIN. T3)	4.100	.500	4.996	1.875
(UXA114)	△	MDAC 261/AEDC 52 BODY-TAIL. B1T15 (TAIL FIN. T3)	10.400	.500	4.996	1.875
(UXA116)	◺	MDAC 261/AEDC 52 BODY-TAIL. B1T15 (TAIL FIN. T3)	14.900	.500	4.996	1.875
(AXABUF)	◸	DATA NOT AVAILABLE	20.000	.500	4.996	1.875

REFERENCE INFORMATION

SREF	7.0240	SQ.IN.
LREF	4.9960	IN.
BREF	1.8750	IN.
XMRP	.5500	IN.
YMRP	.0000	IN.
ZMRP	.0000	IN.
SCALE	.0000	

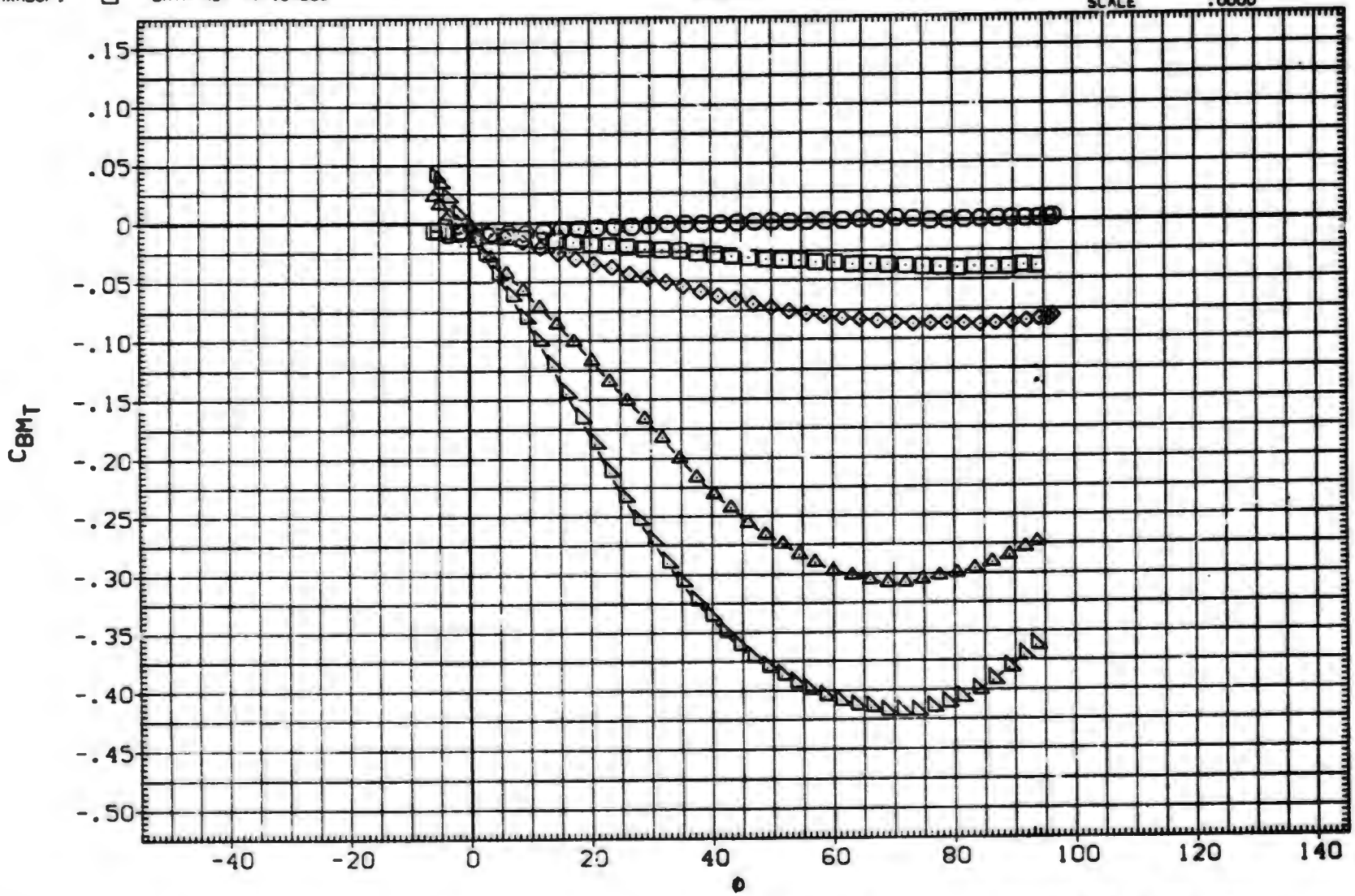

FIN AERODYNAMIC CHARACTERISTICS AS A FUNCTION OF ROLL ANGLE. B1T15 (FIN 3)

(C)MACH = 1.21

DATA SET	SYMBOL	CONFIGURATION DESCRIPTION	ALPHA	LAMBDA	RT.CRD	SEMSPN
(UXA108)	○	MDAC 261/AEDC 52 BODY-TAIL. BITIS (TAIL FIN. T3)	.000	.500	4.996	1.875
(UXA110)	□	MDAC 261/AEDC 52 BODY-TAIL. BITIS (TAIL FIN. T3)	2.000	.500	4.996	1.875
(UXA111)	◇	DATA NOT AVAILABLE	4.100	.500	4.996	1.875
(UXA114)	△	MDAC 261/AEDC 52 BODY-TAIL. BITIS (TAIL FIN. T3)	10.400	.500	4.996	1.875
(UXA116)	◁	MDAC 261/AEDC 52 BODY-TAIL. BITIS (TAIL FIN. T3)	14.900	.500	4.996	1.875
(AXABUF)	▷	MDAC 261/AEDC 52 BODY-TAIL. BITIS (TAIL FIN. T3)	20.000	.500	4.996	1.875

REFERENCE INFORMATION

SREF	7.0240	SQ.IN.
LREF	4.9960	IN.
BREF	1.8750	IN.
XMRP	.5500	IN.
YMRP	.0000	IN.
ZMRP	.0000	IN.
SCALE	.0000	

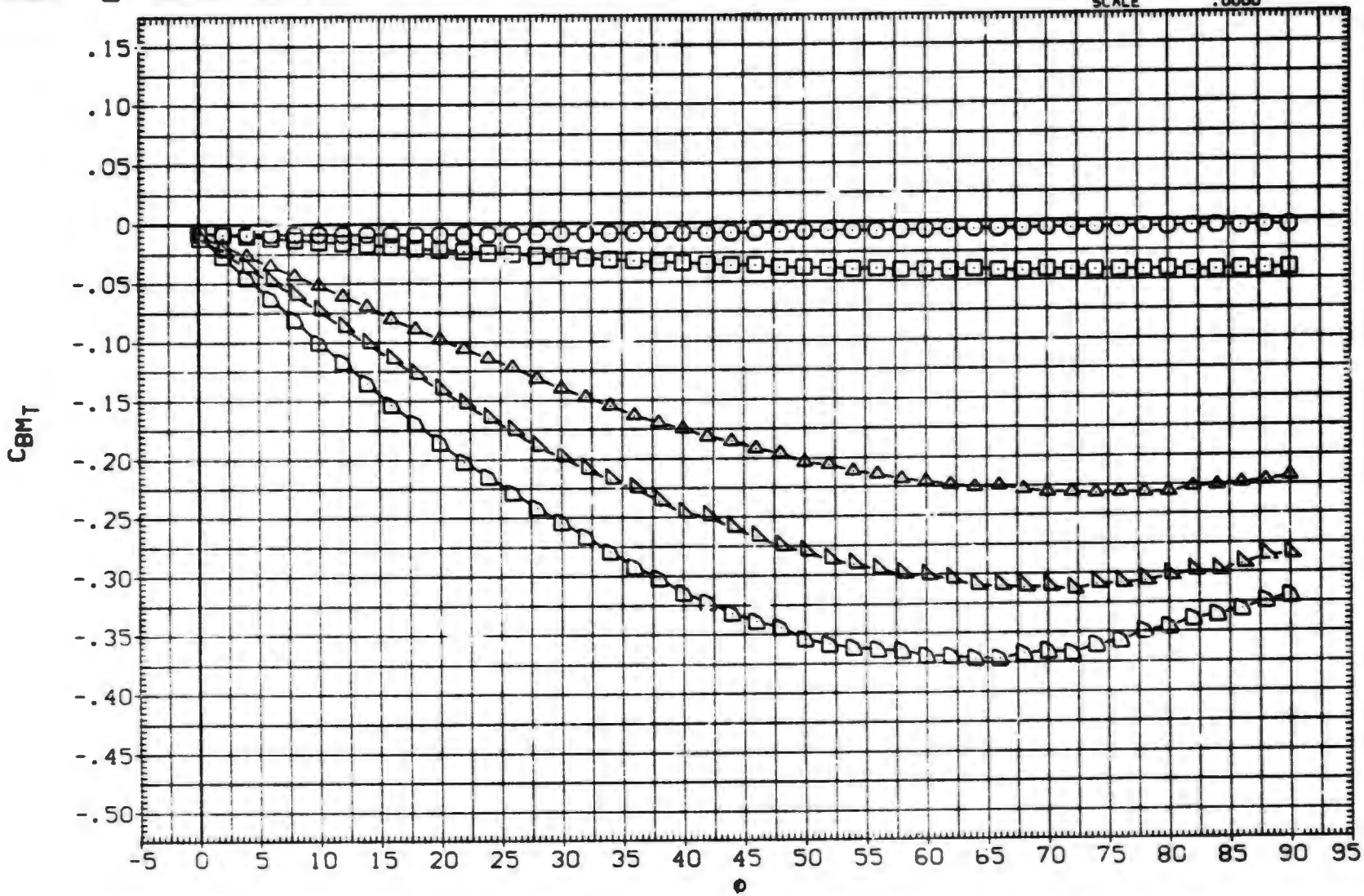

FIN AERODYNAMIC CHARACTERISTICS AS A FUNCTION OF ROLL ANGLE. BITIS (FIN 3)

(D)MACH = 1.76

DATA SET	SYMBOL	CONFIGURATION DESCRIPTION	ALPHA	LAMBDA	RT.CRD	SEMSPN
(UXA108)	○	MDAC 261/AEDC 52 BODY-TAIL. B1T15 (TAIL FIN. T3)	.000	.500	4.996	1.875
(UXA110)	□	MDAC 261/AEDC 52 BODY-TAIL. B1T15 (TAIL FIN. T3)	2.000	.500	4.996	1.875
(UXA111)	◇	MDAC 261/AEDC 52 BODY-TAIL. B1T15 (TAIL FIN. T3)	4.100	.500	4.996	1.875
(UXA114)	△	MDAC 261/AEDC 52 BODY-TAIL. B1T15 (TAIL FIN. T3)	10.400	.500	4.996	1.875
(UXA116)	◺	MDAC 261/AEDC 52 BODY-TAIL. B1T15 (TAIL FIN. T3)	14.900	.500	4.996	1.875
(AXABUF)	◸	MDAC 261/AEDC 52 BODY-TAIL. B1T15 (TAIL FIN. T3)	20.000	.500	4.996	1.875

REFERENCE INFORMATION

SREF	7.0240	SQ. IN.
LREF	4.9960	IN.
BREF	1.8750	IN.
XMRP	.5500	IN.
YMRP	.0000	IN.
ZMRP	.0000	IN.
SCALE	.0000	

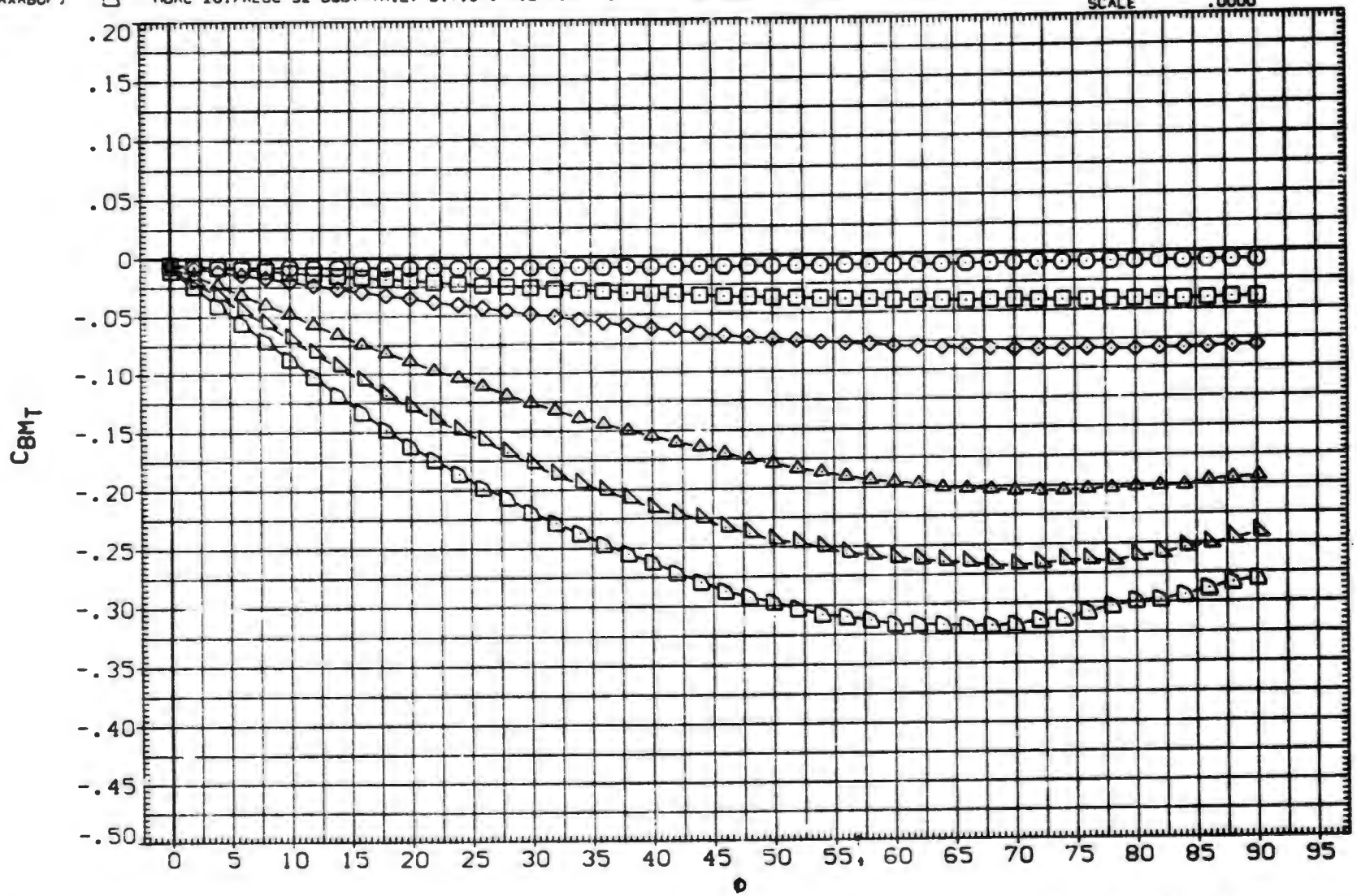

FIN AERODYNAMIC CHARACTERISTICS AS A FUNCTION OF ROLL ANGLE. B1T15 (FIN 3)

(E)MACH = 2.00

DATA SET	SYMBOL	CONFIGURATION DESCRIPTION	ALPHA	LAMBDA	RT.CRD	SEMSPN
(UXA108)	○	MDAC 261/AEDC 52 BODY-TAIL. B1T15 (TAIL FIN. T3)	.000	.500	4.996	1.875
(UXA110)	□	MDAC 261/AEDC 52 BODY-TAIL. B1T15 (TAIL FIN. T3)	2.000	.500	4.996	1.875
(UXA111)	◇	MDAC 261/AEDC 52 BODY-TAIL. B1T15 (TAIL FIN. T3)	4.100	.500	4.996	1.875
(UXA114)	△	MDAC 261/AEDC 52 BODY-TAIL. B1T15 (TAIL FIN. T3)	10.400	.500	4.996	1.875
(UXA116)	◺	MDAC 261/AEDC 52 BODY-TAIL. B1T15 (TAIL FIN. T3)	14.900	.500	4.996	1.875
(AXABUF)	◸	MDAC 261/AEDC 52 BODY-TAIL. B1T15 (TAIL FIN. T3)	20.000	.500	4.996	1.875

REFERENCE INFORMATION

SREF	7.0240	SQ.IN.
LREF	4.9960	IN.
BREF	1.8750	IN.
XMRP	.5500	IN.
YMRP	.0000	IN.
ZMRP	.0000	IN.
SCALE	.0000	

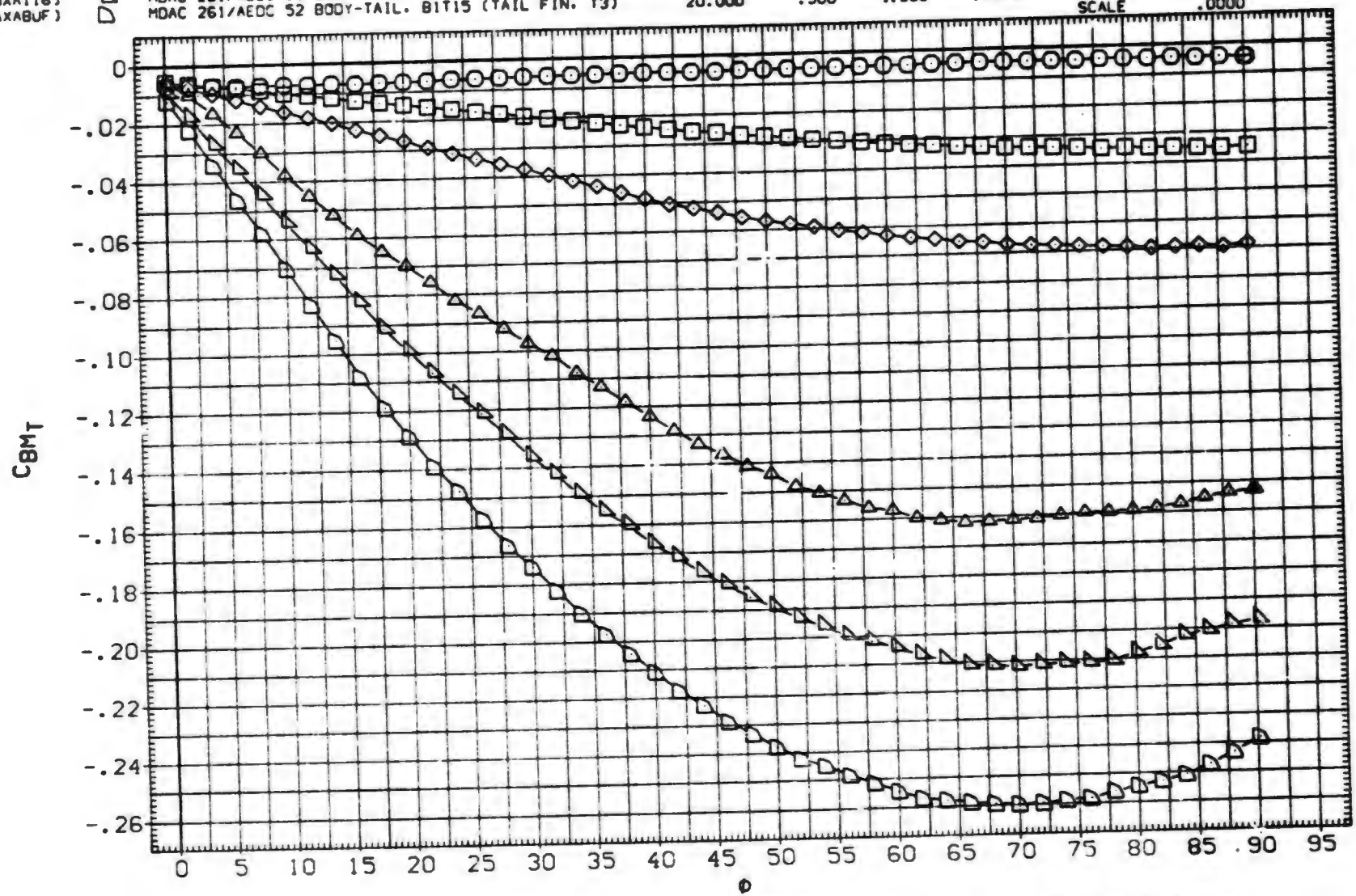

FIN AERODYNAMIC CHARACTERISTICS AS A FUNCTION OF ROLL ANGLE. B1T15 (FIN 3)

(F)MACH = 2.50

DATA SET	SYMBOL	CONFIGURATION DESCRIPTION	ALPHA	LAMBDA	RT.CRD	SEMSPN
(UXA108)	○	MDAC 261/AEDC 52 BODY-TAIL. B1T15 (TAIL FIN. T3)	.000	.500	4.996	1.875
(UXA110)	□	MDAC 261/AEDC 52 BODY-TAIL. B1T15 (TAIL FIN. T3)	2.000	.500	4.996	1.875
(UXA111)	◇	MDAC 261/AEDC 52 BODY-TAIL. B1T15 (TAIL FIN. T3)	4.100	.500	4.996	1.875
(UXA114)	△	MDAC 261/AEDC 52 BODY-TAIL. B1T15 (TAIL FIN. T3)	10.400	.500	4.996	1.875
(UXA116)	◺	MDAC 261/AEDC 52 BODY-TAIL. B1T15 (TAIL FIN. T3)	14.900	.500	4.996	1.875
(AXABUF)	◸	MDAC 261/AEDC 52 BODY-TAIL. B1T15 (TAIL FIN. T3)	20.000	.500	4.996	1.875

REFERENCE INFORMATION		
SREF	7.0240	SQ.IN.
LREF	4.9960	IN.
BREF	1.8750	IN.
XMRP	.5500	IN.
YMRP	.0000	IN.
ZMRP	.0000	IN.
SCALE	.0000	

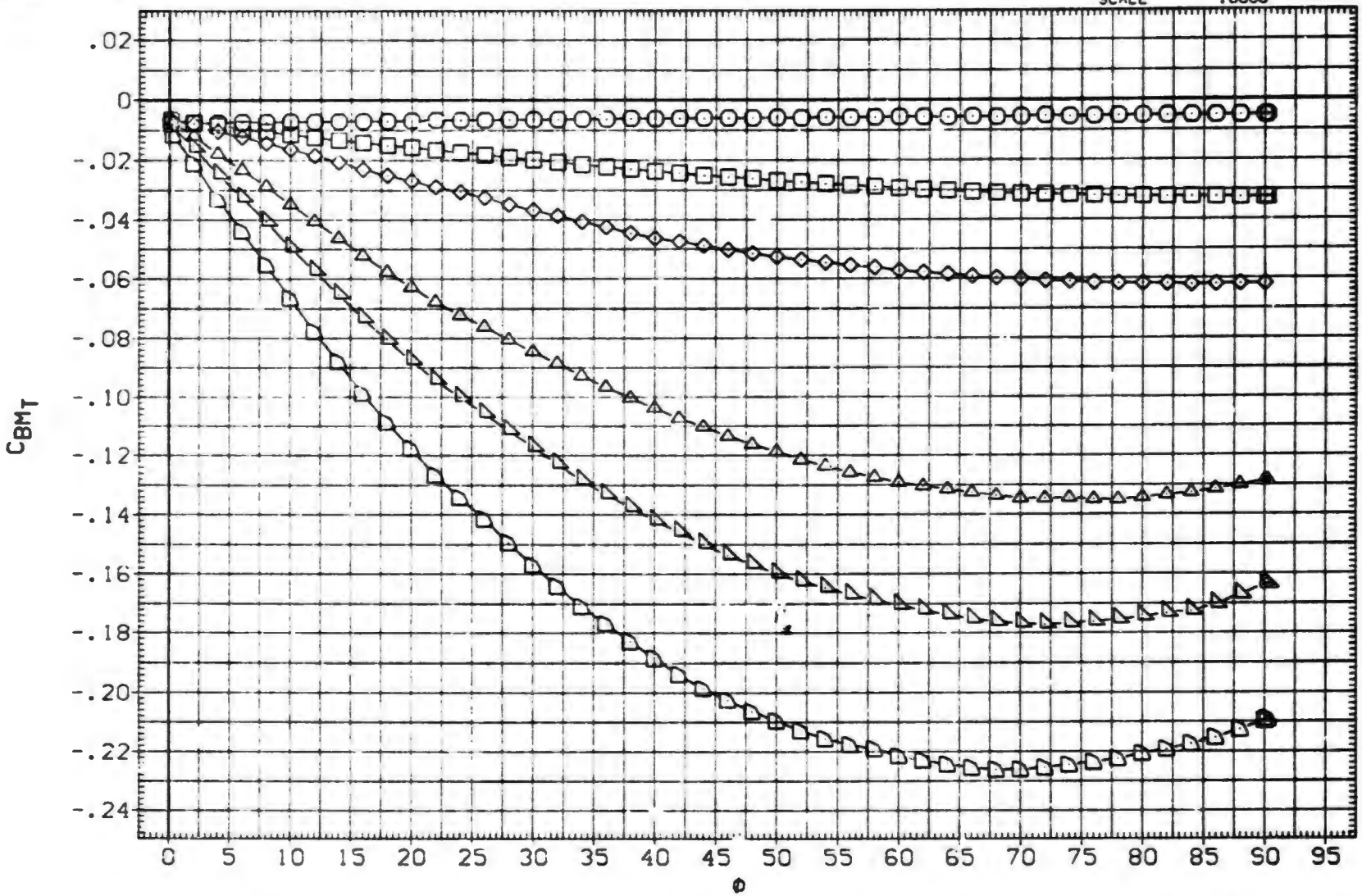

FIN AERODYNAMIC CHARACTERISTICS AS A FUNCTION OF ROLL ANGLE. B1T15 (FIN 3)

(G)MACH = 3.01

DATA SET	SYMBOL	CONFIGURATION DESCRIPTION	ALPHA	LAMBDA	RT.CRD	SEMSPN
(UXA108)	○	MDAC 261/AEDC 52 BODY-TAIL. BIT15 (TAIL FIN. T3)	.000	.500	4.996	1.875
(UXA110)	□	MDAC 261/AEDC 52 BODY-TAIL. BIT15 (TAIL FIN. T3)	2.000	.500	4.996	1.875
(UXA111)	◇	MDAC 261/AEDC 52 BODY-TAIL. BIT15 (TAIL FIN. T3)	4.100	.500	4.996	1.875
(UXA114)	△	MDAC 261/AEDC 52 BODY-TAIL. BIT15 (TAIL FIN. T3)	10.400	.500	4.996	1.875
(UXA116)	◁	MDAC 261/AEDC 52 BODY-TAIL. BIT15 (TAIL FIN. T3)	14.900	.500	4.996	1.875
(AXABUF)	▷	DATA NOT AVAILABLE	20.000	.500	4.996	1.875

REFERENCE INFORMATION

SREF	7.0240	SQ.IN.
LREF	4.9960	IN.
BREF	1.8750	IN.
XMRP	.5500	IN.
YMRP	.0000	IN.
ZMRP	.0000	IN.
SCALE	.0000	

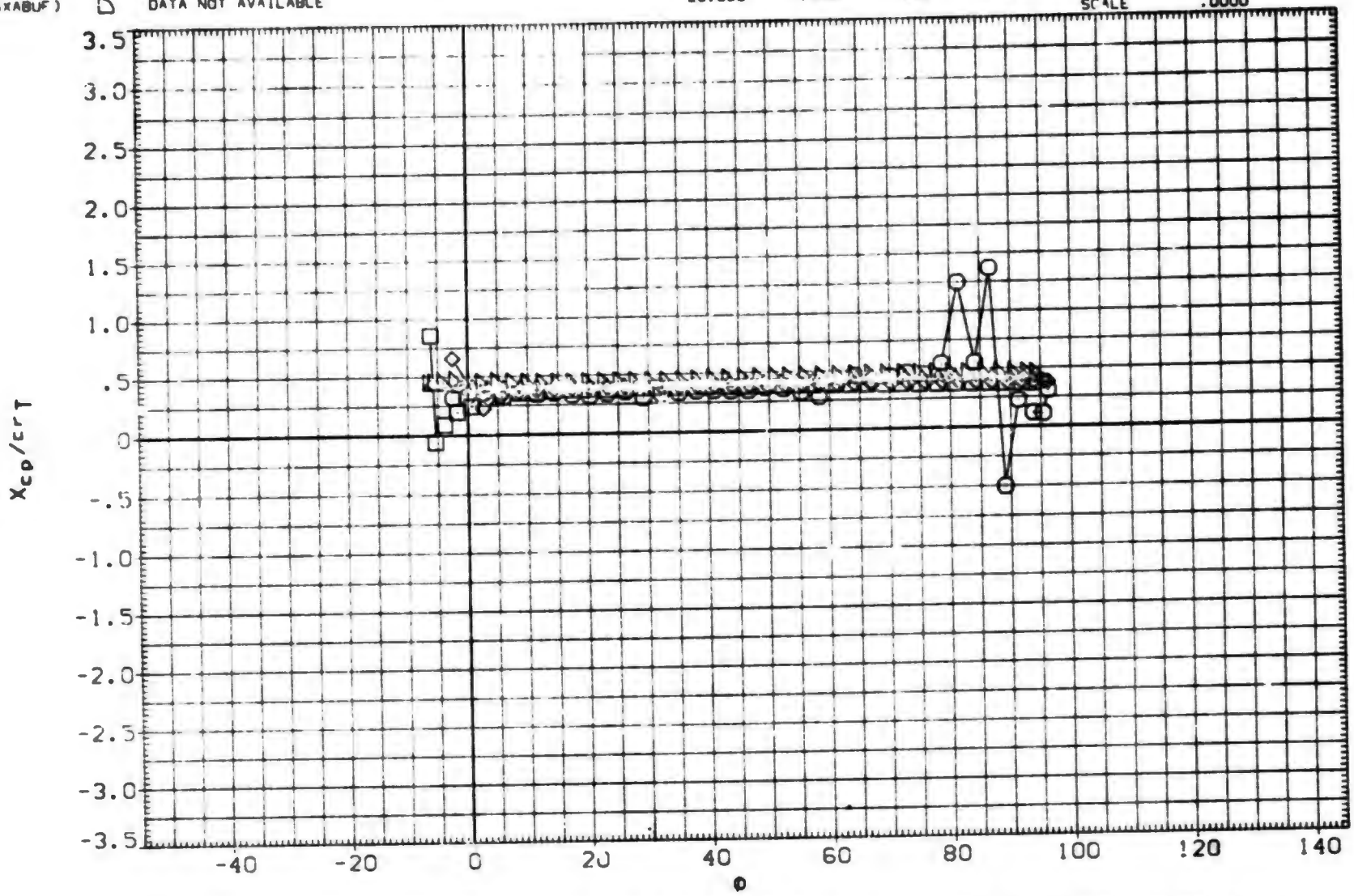

FIN AERODYNAMIC CHARACTERISTICS AS A FUNCTION OF ROLL ANGLE. BIT15 (FIN 3)

(A)MACH = .79

DATA SET	SYMBOL	CONFIGURATION DESCRIPTION	ALPHA	LAMBDA	R..AD	SEMSPN
(UXA108)	○	MDAC 261/AEDC 52 BODY-TAIL. B1T15 (TAIL FIN. T3)	.000	.500	4.996	1.875
(UXA110)	□	MDAC 261/AEDC 52 BODY-TAIL. B1T15 (TAIL FIN. T3)	2.000	.500	4.996	1.875
(UXA111)	◇	MDAC 261/AEDC 52 BODY-TAIL. B1T15 (TAIL FIN. T3)	4.100	.500	4.996	1.875
(UXA114)	△	MDAC 261/AEDC 52 BODY-TAIL. B1T15 (TAIL FIN. T3)	10.400	.500	4.996	1.875
(UXA116)	▽	MDAC 261/AEDC 52 BODY-TAIL. B1T15 (TAIL FIN. T3)	14.900	.500	4.996	1.875
(AXABUF)	D	DATA NOT AVAILABLE	20.000	.500	4.996	1.875

REFERENCE INFORMATION

SREF	7.0240	SQ. IN.
LREF	4.9960	IN.
BREF	1.8750	IN.
XMRP	.5500	IN.
YMRP	.0000	IN.
ZMRP	.0000	IN.
SCALE	.000[illegible]	

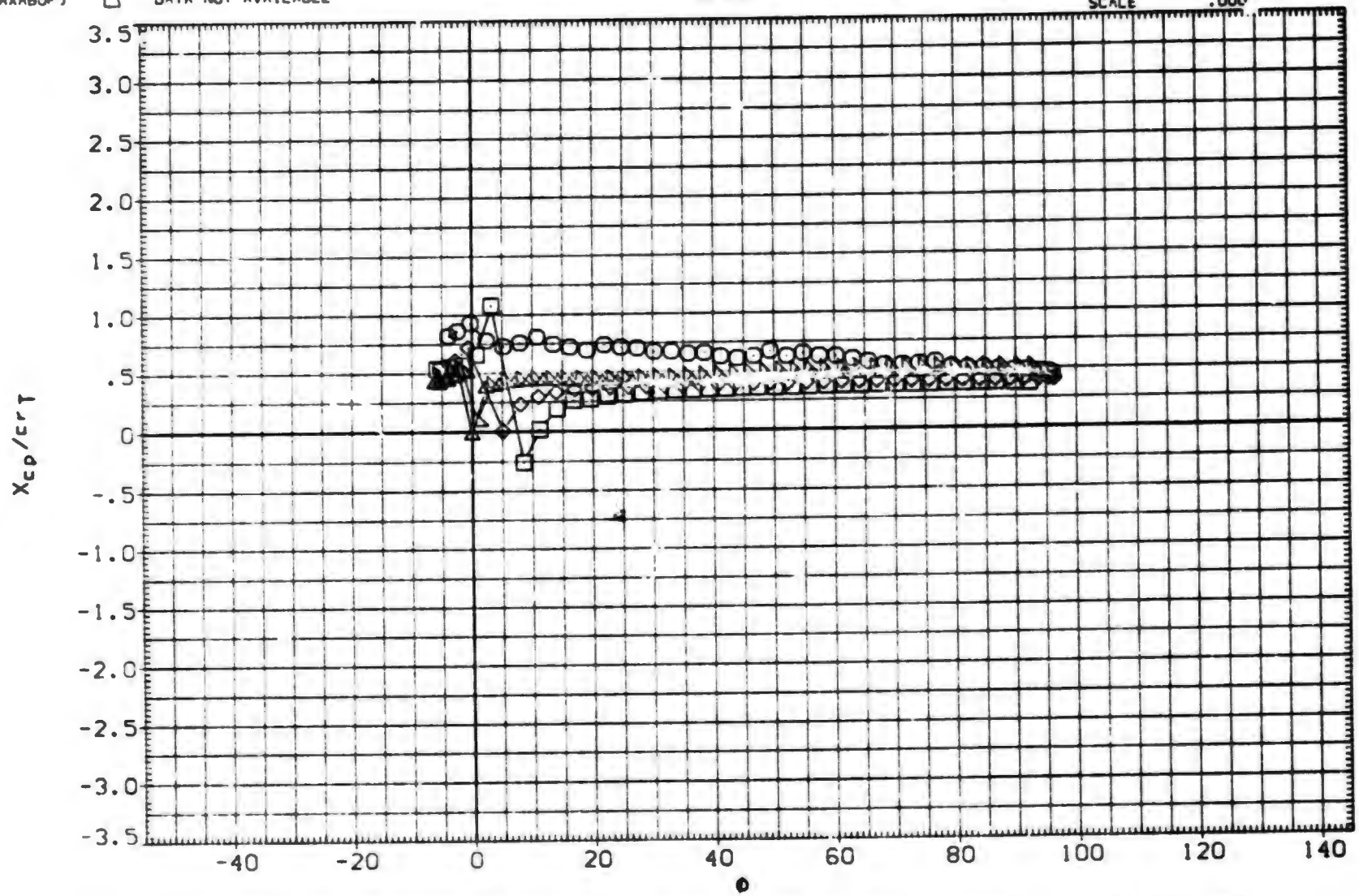

FIN AERODYNAMIC CHARACTERISTICS AS A FUNCTION OF ROLL ANGLE. B1T15 (FIN 3)

(B)MACH = 1.00

DATA SET	SYMBOL	CONFIGURATION DESCRIPTION	ALPHA	LAMBDA	RT.CRD	SEMSPN
(UXA108)	○	MDAC 261/AEDC 52 BODY-TAIL. BIT15 (TAIL FIN. T3)	.000	.500	4.996	1.875
(UXA110)	□	MDAC 261/AEDC 52 BODY-TAIL. BIT15 (TAIL FIN. T3)	2.000	.500	4.996	1.875
(UXA111)	◇	MDAC 261/AEDC 52 BODY-TAIL. BIT15 (TAIL FIN. T3)	4.100	.500	4.996	1.875
(UXA114)	△	MDAC 261/AEDC 52 BODY-TAIL. BIT15 (TAIL FIN. T3)	10.400	.500	4.996	1.875
(UXA116)	▷	MDAC 261/AEDC 52 BODY-TAIL. BIT15 (TAIL FIN. T3)	14.900	.500	4.996	1.875
(AXABUF)	▷	DATA NOT AVAILABLE	20.000	.500	4.996	1.875

REFERENCE INFORMATION		
SREF	7.0240	SQ. IN.
LREF	4.9960	IN.
BREF	1.8750	IN.
XMRP	.5500	IN.
YMRP	.0000	IN.
ZMRP	.0000	IN.
SCALE	.0000	

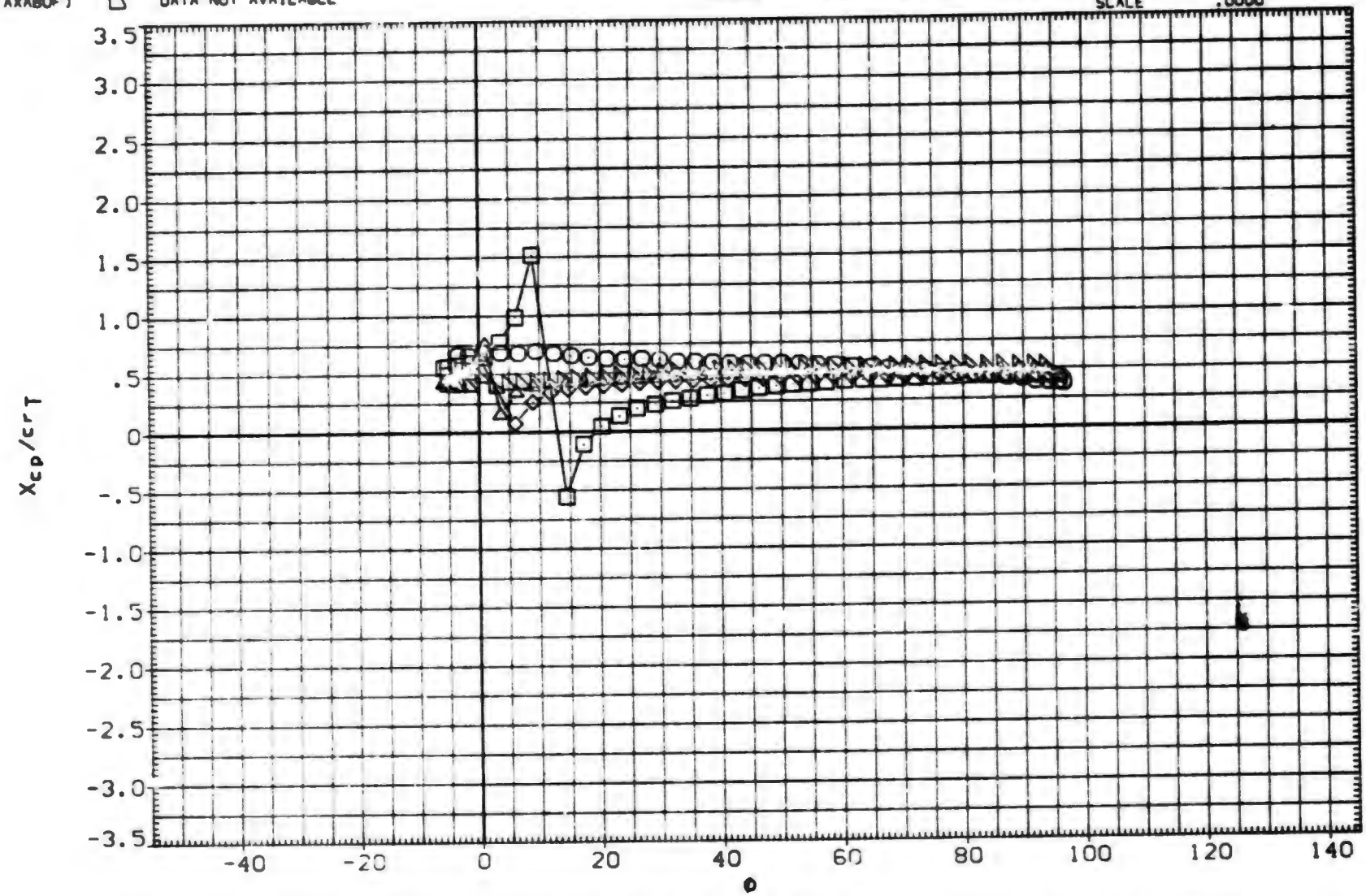

FIN AERODYNAMIC CHARACTERISTICS AS A FUNCTION OF ROLL ANGLE. BIT15 (FIN 3)

(C)MACH = 1.21

DATA SET	SYMBOL	CONFIGURATION DESCRIPTION	ALPHA	LAMBDA	RT.CRD	SEMSPN
(UXA108)	○	MDAC 261/AEDC 52 BODY-TAIL. B1T15 (TAIL FIN. T3)	.000	.500	4.996	1.875
(UXA110)	□	MDAC 261/AEDC 52 BODY-TAIL. B1T15 (TAIL FIN. T3)	2.000	.500	4.996	1.875
(UXA111)	◇	DATA NOT AVAILABLE	4.100	.500	4.996	1.875
(UXA114)	△	MDAC 261/AEDC 52 BODY-TAIL. B1T15 (TAIL FIN. T3)	10.400	.500	4.996	1.875
(UXA116)	◁	MDAC 261/AEDC 52 BODY-TAIL. B1T15 (TAIL FIN. T3)	14.900	.500	4.996	1.875
(AXABUF)	▷	MDAC 261/AEDC 52 BODY-TAIL. B1T15 (TAIL FIN. T3)	20.000	.500	4.996	1.875

REFERENCE INFORMATION

SREF	7.0240	SQ.IN.
LREF	4.9960	IN.
BREF	1.8750	IN.
XMRP	.5500	IN.
YMRP	.0000	IN.
ZMRP	.0000	IN.
SCALE	.0000	

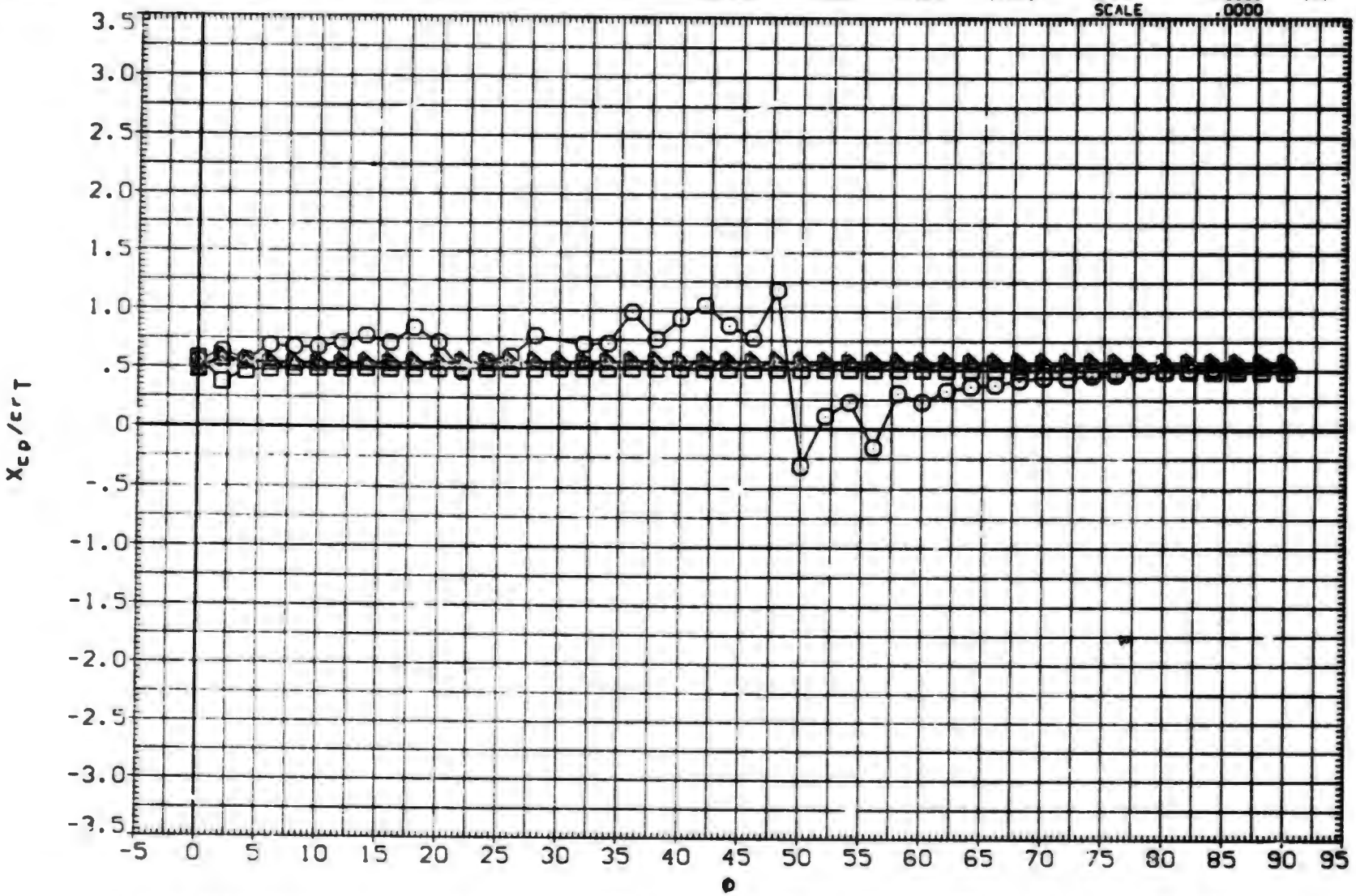

FIN AERODYNAMIC CHARACTERISTICS AS A FUNCTION OF ROLL ANGLE. B1T15 (FIN 3)

(D)MACH = 1.76

DATA SET	SYMBOL	CONFIGURATION DESCRIPTION	ALPHA	LAMBDA	RT.CRD	SEMSPN
(UXA108)	○	MDAC 261/AEDC 52 BODY-TAIL. B1T15 (TAIL FIN. T3)	.000	.500	4.996	1.875
(UXA110)	□	MDAC 261/AEDC 52 BODY-TAIL. B1T15 (TAIL FIN. T3)	2.000	.500	4.996	1.875
(UXA111)	◇	MDAC 261/AEDC 52 BODY-TAIL. B1T15 (TAIL FIN. T3)	4.100	.500	4.996	1.875
(UXA114)	△	MDAC 261/AEDC 52 BODY-TAIL. B1T15 (TAIL FIN. T3)	10.400	.500	4.996	1.875
(UXA116)	▽	MDAC 261/AEDC 52 BODY-TAIL. B1T15 (TAIL FIN. T3)	14.900	.500	4.996	1.875
(AXABUF)	D	MDAC 261/AEDC 52 BODY-TAIL. B1T15 (TAIL FIN. T3)	20.000	.500	4.996	1.875

REFERENCE INFORMATION

SREF	7.0240	SQ. IN.
LREF	4.9960	IN.
BREF	1.8750	IN.
XMRP	.5500	IN.
YMRP	.0000	IN.
ZMRP	.0000	IN.
SCALE	.0000	

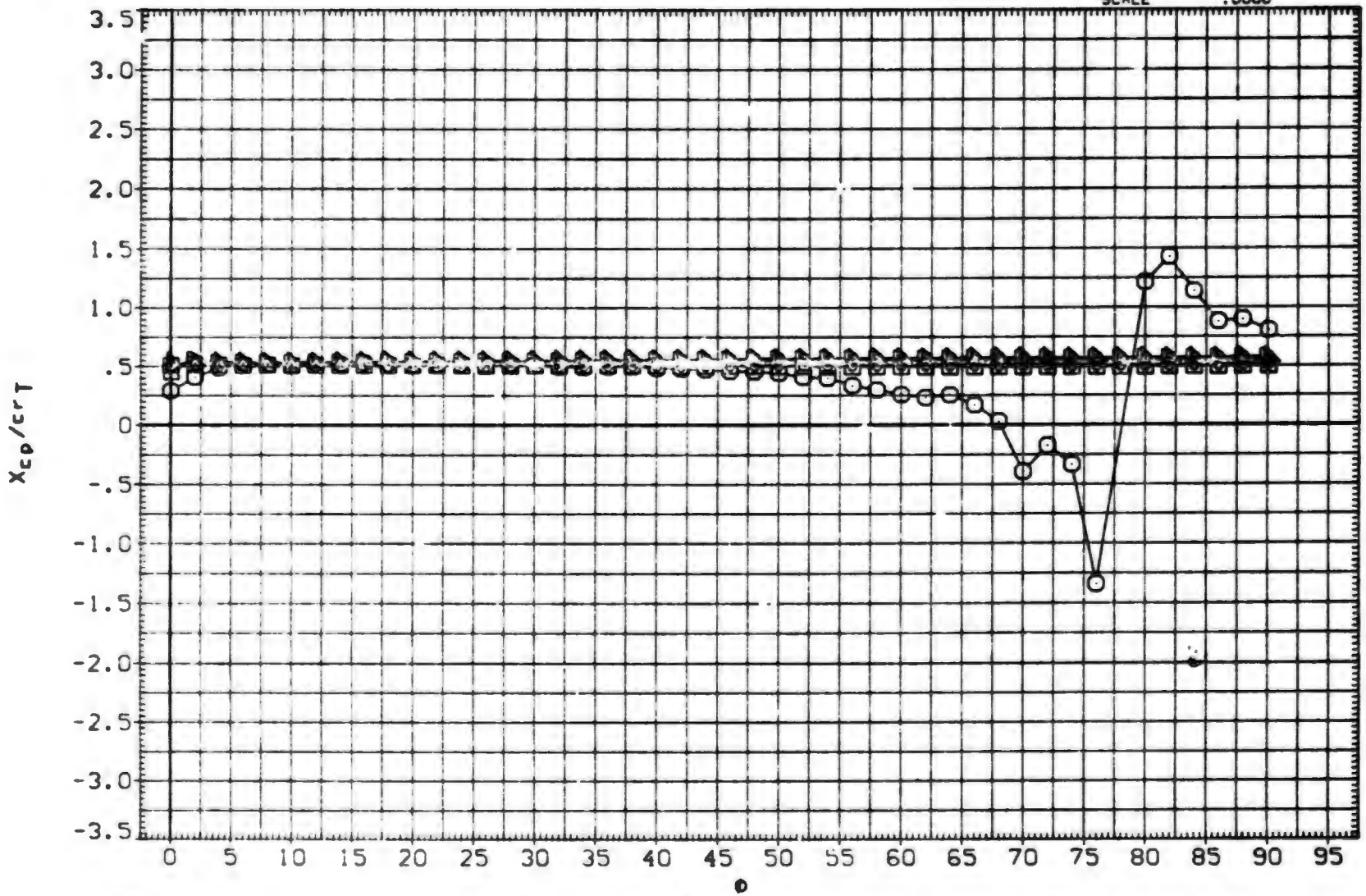

FIN AERODYNAMIC CHARACTERISTICS AS A FUNCTION OF ROLL ANGLE. B1T15 (FIN 3)

(E)MACH = 2.00

DATA SET	SYMBOL	CONFIGURATION DESCRIPTION	ALPHA	LAMBDA	RT.CRD	SEMSPN
(UXA108)	○	MDAC 261/AEDC 52 BODY-TAIL. B1T15 (TAIL FIN. T3)	.000	.500	4.996	1.875
(UXA110)	□	MDAC 261/AEDC 52 BODY-TAIL. B1T15 (TAIL FIN. T3)	2.000	.500	4.996	1.875
(UXA111)	◇	MDAC 261/AEDC 52 BODY-TAIL. B1T15 (TAIL FIN. T3)	4.100	.500	4.996	1.875
(UXA114)	△	MDAC 261/AEDC 52 BODY-TAIL. B1T15 (TAIL FIN. T3)	10.400	.500	4.996	1.875
(UXA116)	▽	MDAC 261/AEDC 52 BODY-TAIL. B1T15 (TAIL FIN. T3)	14.900	.500	4.996	1.875
(AXABUF)	◁	MDAC 261/AEDC 52 BODY-TAIL. B1T15 (TAIL FIN. T3)	20.000	.500	4.996	1.875

REFERENCE INFORMATION

SREF	7.0240	SQ. IN.
LREF	4.9960	IN.
BREF	1.8750	IN.
XMRP	.5500	IN.
YMRP	.0000	IN.
ZMRP	.0000	IN.
SCALE	.0000	

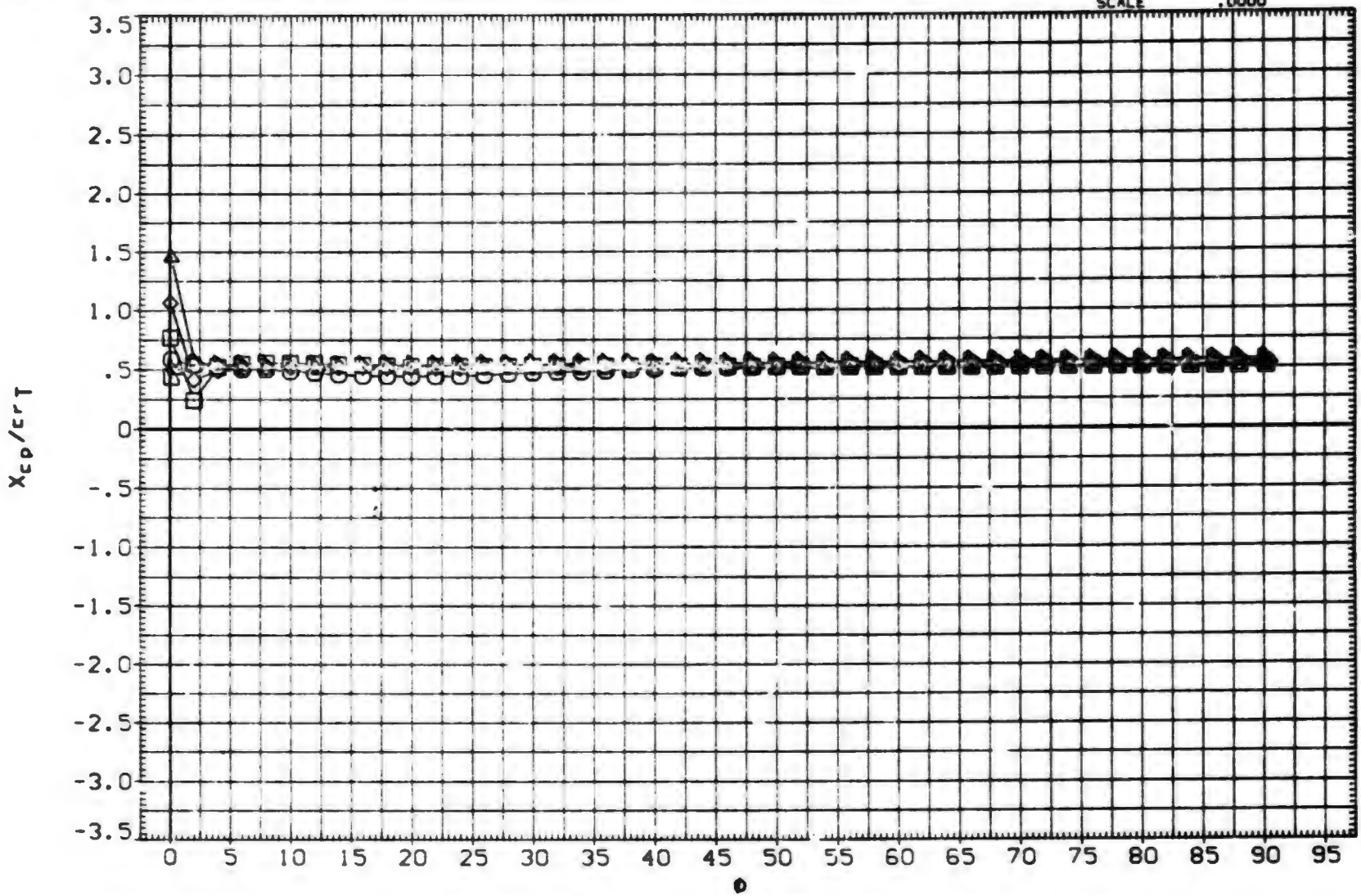

FIN AERODYNAMIC CHARACTERISTICS AS A FUNCTION OF ROLL ANGLE. B1T15 (FIN 3)

(F)MACH = 2.50

DATA SET	SYMBOL	CONFIGURATION DESCRIPTION	ALPHA	LAMBDA	RT.CRD	SEMSPN
(UXA108)	○	MDAC 261/AEDC 52 BODY-TAIL. BIT15 (TAIL FIN. T3)	.000	.500	4.996	1.875
(UXA110)	□	MDAC 261/AEDC 52 BODY-TAIL. BIT15 (TAIL FIN. T3)	2.000	.500	4.996	1.875
(UXA111)	◇	MDAC 261/AEDC 52 BODY-TAIL. BIT15 (TAIL FIN. T3)	4.100	.500	4.996	1.875
(UXA114)	△	MDAC 261/AEDC 52 BODY-TAIL. BIT15 (TAIL FIN. T3)	10.400	.500	4.996	1.875
(UXA116)	▽	MDAC 261/AEDC 52 BODY-TAIL. BIT15 (TAIL FIN. T3)	14.900	.500	4.996	1.875
(AXABUF)	◁	MDAC 261/AEDC 52 BODY-TAIL. BIT15 (TAIL FIN. T3)	20.000	.500	4.996	1.875

REFERENCE INFORMATION

SREF	7.0240	SQ.IN.
LREF	4.9960	IN.
BREF	1.8750	IN.
XMRP	.5500	IN.
YMRP	.0000	IN.
ZMRP	.0000	IN.
SCALE	.0000	

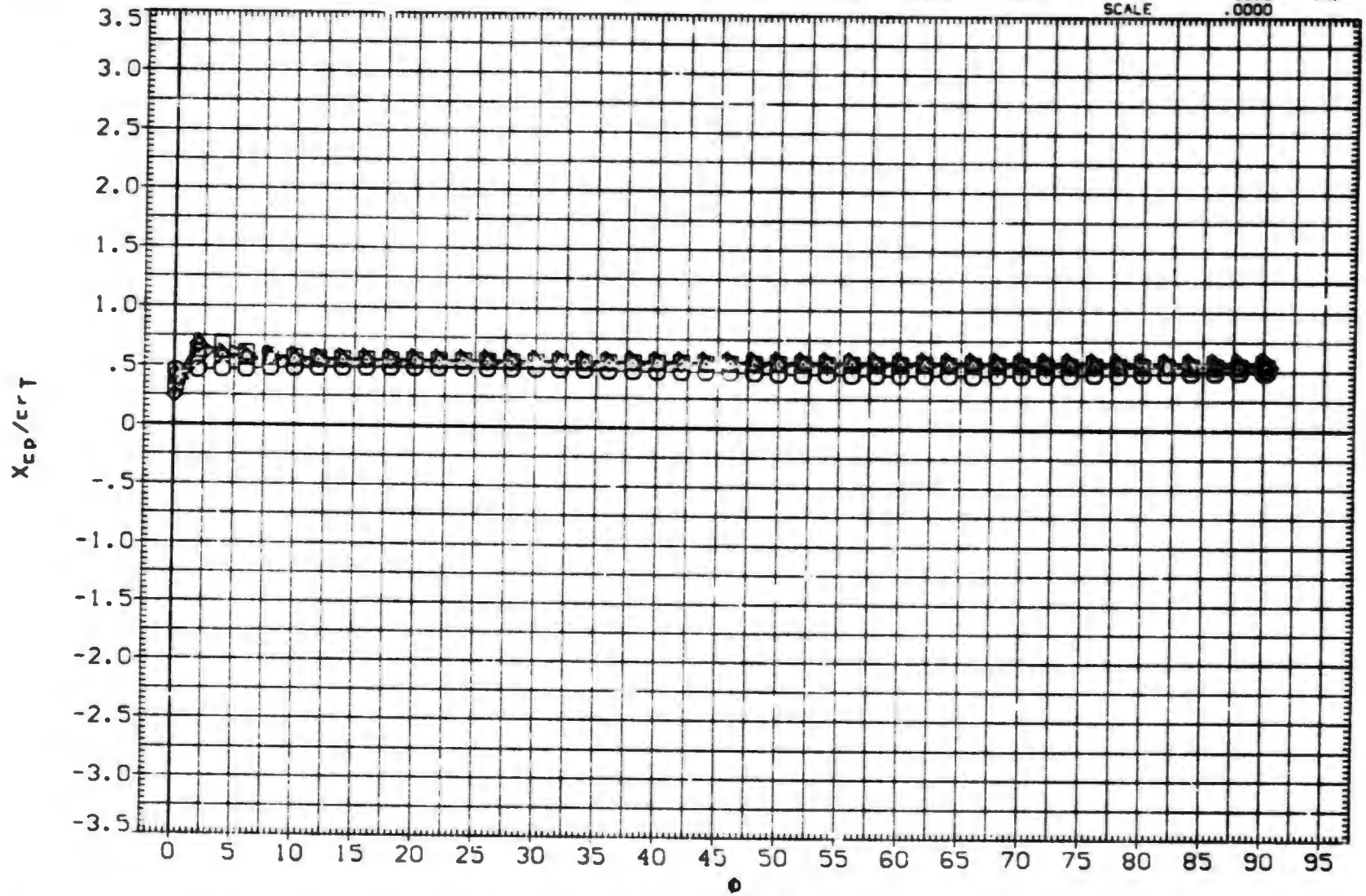

FIN AERODYNAMIC CHARACTERISTICS AS A FUNCTION OF ROLL ANGLE. BIT15 (FIN 3)

(G)MACH = 3.01

DATA SET	SYMBOL	CONFIGURATION DESCRIPTION	ALPHA	LAMBDA	RT.CRD	SEMSPN
(UXA108)	○	MDAC 261/AEDC 52 BODY-TAIL. B1T15 (TAIL FIN. T3)	.000	.500	4.996	1.875
(UXA110)	□	MDAC 261/AEDC 52 BODY-TAIL. B1T15 (TAIL FIN. T3)	2.000	.500	4.996	1.875
(UXA111)	◇	MDAC 261/AEDC 52 BODY-TAIL. B1T15 (TAIL FIN. T3)	4.100	.500	4.996	1.875
(UXA114)	△	MDAC 261/AEDC 52 BODY-TAIL. B1T15 (TAIL FIN. T3)	10.400	.500	4.996	1.875
(UXA115)	◺	MDAC 261/AEDC 52 BODY-TAIL. B1T15 (TAIL FIN. T3)	14.900	.500	4.996	1.875
(AXABUF)	◻	DATA NOT AVAILABLE	20.000	.500	4.996	1.875

REFERENCE INFORMATION

SREF	7.0240	SQ. IN.
LREF	4.9960	IN.
BREF	1.8750	IN.
XMRP	.5500	IN.
YMRP	.0000	IN.
ZMRP	.0000	IN.
SCALE	.0000	

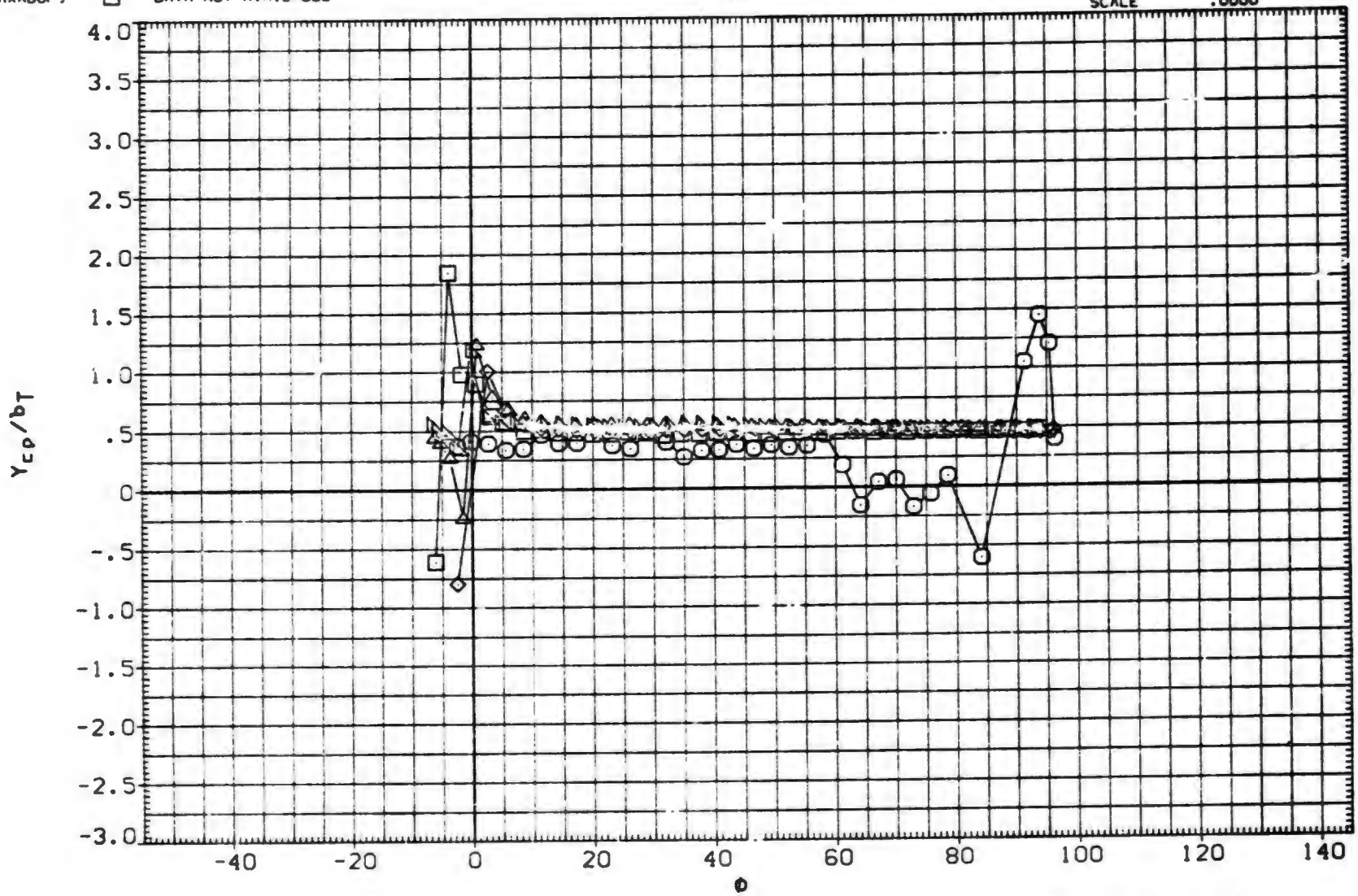

FIN AERODYNAMIC CHARACTERISTICS AS A FUNCTION OF ROLL ANGLE. B1T15 (FIN 3)

(A)MACH = .79

DATA SET	SYMBOL	CONFIGURATION DESCRIPTION	ALPHA	LAMBDA	RT.CRD	SEMSPN
(UXA108)	○	MDAC 261/AEDC 52 BODY-TAIL. B1T15 (TAIL FIN. T3)	.000	.500	4.996	1.875
(UXA110)	□	MDAC 261/AEDC 52 BODY-TAIL. B1T15 (TAIL FIN. T3)	2.000	.500	4.996	1.875
(UXA111)	◇	MDAC 261/AEDC 52 BODY-TAIL. B1T15 (TAIL FIN. T3)	4.100	.500	4.996	1.875
(UXA114)	△	MDAC 261/AEDC 52 BODY-TAIL. B1T15 (TAIL FIN. T3)	10.400	.500	4.996	1.875
(UXA116)	◁	MDAC 261/AEDC 52 BODY-TAIL. B1T15 (TAIL FIN. T3)	14.900	.500	4.996	1.875
(AXABUF)	▷	DATA NOT AVAILABLE	20.000	.500	4.996	1.875

REFERENCE INFORMATION		
SREF	7.0240	SQ.IN.
LREF	4.9960	IN.
BREF	1.8750	IN.
XMRP	.5500	IN.
YMRP	.0000	IN.
ZMRP	.0000	IN.
SCALE	.0000	

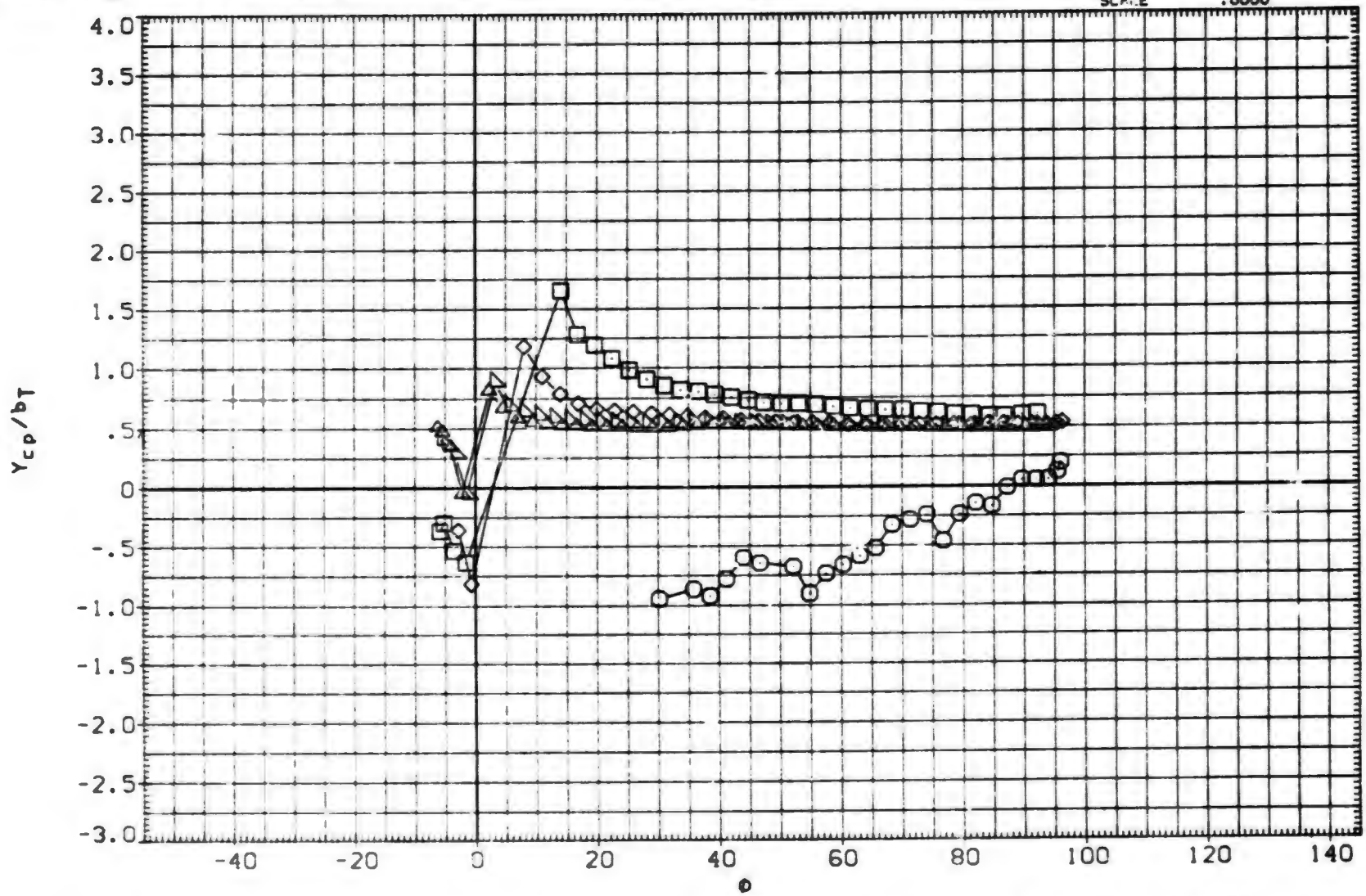

FIN AERODYNAMIC CHARACTERISTICS AS A FUNCTION OF ROLL ANGLE. B1T15 (FIN 3)

(B)MACH = 1.00

DATA SET	SYMBOL	CONFIGURATION DESCRIPTION	ALPHA	LAMBDA	RT.CRD	SEMSPN
(UXA108)		MDAC 261/AEDC 52 BODY-TAIL. BITIS (TAIL FIN. T3)	.000	.500	4.996	1.875
(UXA110)		MDAC 261/AEDC 52 BODY-TAIL. BITIS (TAIL FIN. T3)	2.000	.500	4.996	1.875
(UXA111)		MDAC 261/AEDC 52 BODY-TAIL. BITIS (TAIL FIN. T3)	4.100	.500	4.996	1.875
(UXA114)		MDAC 261/AEDC 52 BODY-TAIL. BITIS (TAIL FIN. T3)	10.400	.500	4.996	1.875
(UXA116)		MDAC 261/AEDC 52 BODY-TAIL. BITIS (TAIL FIN. T3)	14.900	.500	4.996	1.875
(AXABUF)		DATA NOT AVAILABLE	20.000	.500	4.996	1.875

REFERENCE INFORMATION

SREF	7.0240	SQ. IN.
LREF	4.9960	IN.
BREF	1.8750	IN.
XMRP	.5500	IN.
YMRP	.0000	IN.
ZMRP	.0000	IN.
SCALE	.0000	

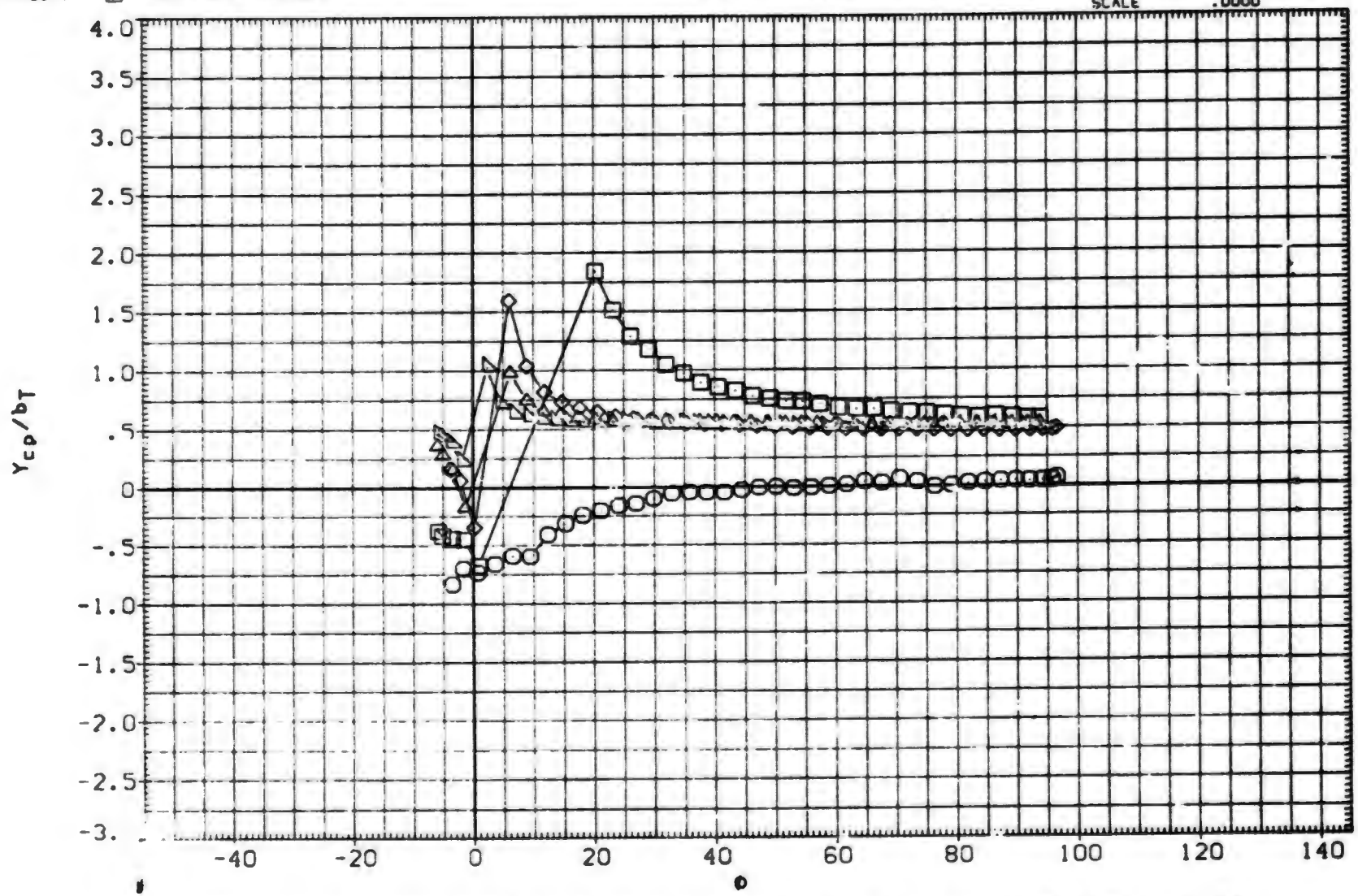

FIN AERODYNAMIC CHARACTERISTICS AS A FUNCTION OF ROLL ANGLE. BITIS (FIN 3)

(C)MACH = 1.21

DATA SET	SYMBOL	CONFIGURATION DESCRIPTION	ALPHA	LAMBDA	RT.CRD	SEMSPN
(UXA108)	○	MDAC 261/AEDC 52 BODY-TAIL. BITIS (TAIL FIN. T3)	.000	.500	4.996	1.875
(UXA110)	□	MDAC 261/AEDC 52 BODY-TAIL. BITIS (TAIL FIN. T3)	2.000	.500	4.996	1.875
(UXA111)	◇	DATA NOT AVAILABLE	4.100	.500	4.996	1.875
(UXA114)	△	MDAC 261/AEDC 52 BODY-TAIL. BITIS (TAIL FIN. T3)	10.400	.500	4.996	1.875
(UXA116)	◁	MDAC 261/AEDC 52 BODY-TAIL. BITIS (TAIL FIN. T3)	14.900	.500	4.996	1.875
(AXABUF)	▷	MDAC 261/AEDC 52 BODY-TAIL. BITIS (TAIL FIN. T3)	20.000	.500	4.996	1.675

REFERENCE INFORMATION

SREF	7.0240	SQ. IN.
LREF	4.9960	IN.
BREF	1.8750	IN.
XMRP	.5500	IN.
YMRP	.0000	IN.
ZMRP	.0000	IN.
SCALE	.0000	

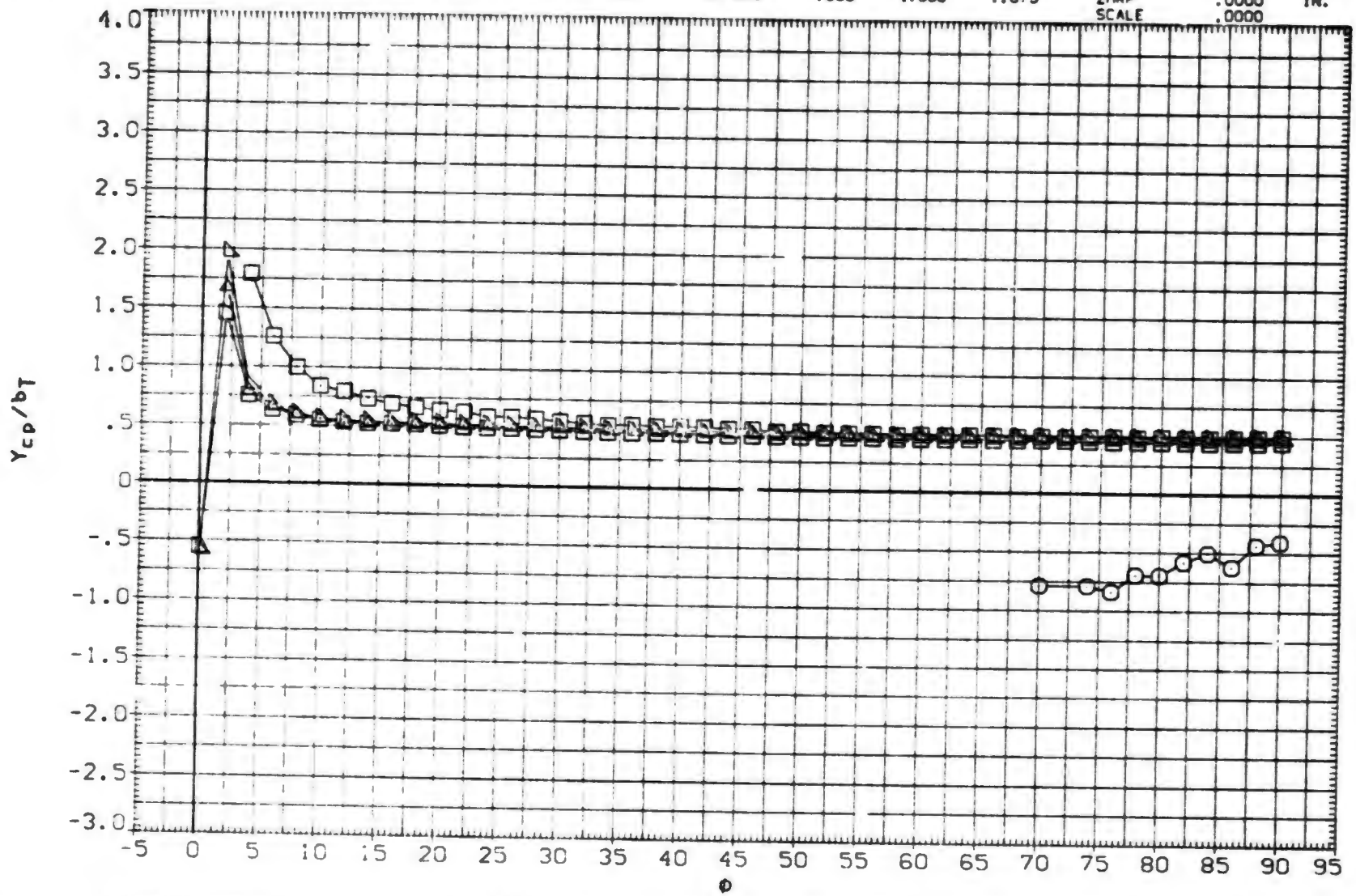

FIN AERODYNAMIC CHARACTERISTICS AS A FUNCTION OF ROLL ANGLE. BITIS (FIN 3)

(D)MACH = 1.76

DATA SET	SYMBOL	CONFIGURATION DESCRIPTION	ALPHA	LAMBDA	RT.CRD	SEMSPN
(UXA108)	○	MDAC 261/AEDC 52 BODY-TAIL. BIT15 (TAIL FIN. T3)	.000	.500	4.996	1.875
(UXA110)	□	MDAC 261/AEDC 52 BODY-TAIL. BIT15 (TAIL FIN. T3)	2.000	.500	4.996	1.875
(UXA111)	◇	MDAC 261/AEDC 52 BODY-TAIL. BIT15 (TAIL FIN. T3)	4.100	.500	4.996	1.875
(UXA114)	△	MDAC 261/AEDC 52 BODY-TAIL. BIT15 (TAIL FIN. T3)	10.400	.500	4.996	1.875
(UXA116)	◁	MDAC 261/AEDC 52 BODY-TAIL. BIT15 (TAIL FIN. T3)	14.900	.500	4.996	1.875
(AXABUF)	▷	MDAC 261/AEDC 52 BODY-TAIL. BIT15 (TAIL FIN. T3)	20.000	.500	4.996	1.875

REFERENCE INFORMATION

SREF	7.0240	SQ.IN.
LREF	4.9960	IN.
BREF	1.8750	IN.
XMRP	.5500	IN.
YMRP	.0000	IN.
ZMRP	.0000	IN.
SCALE	.0000	

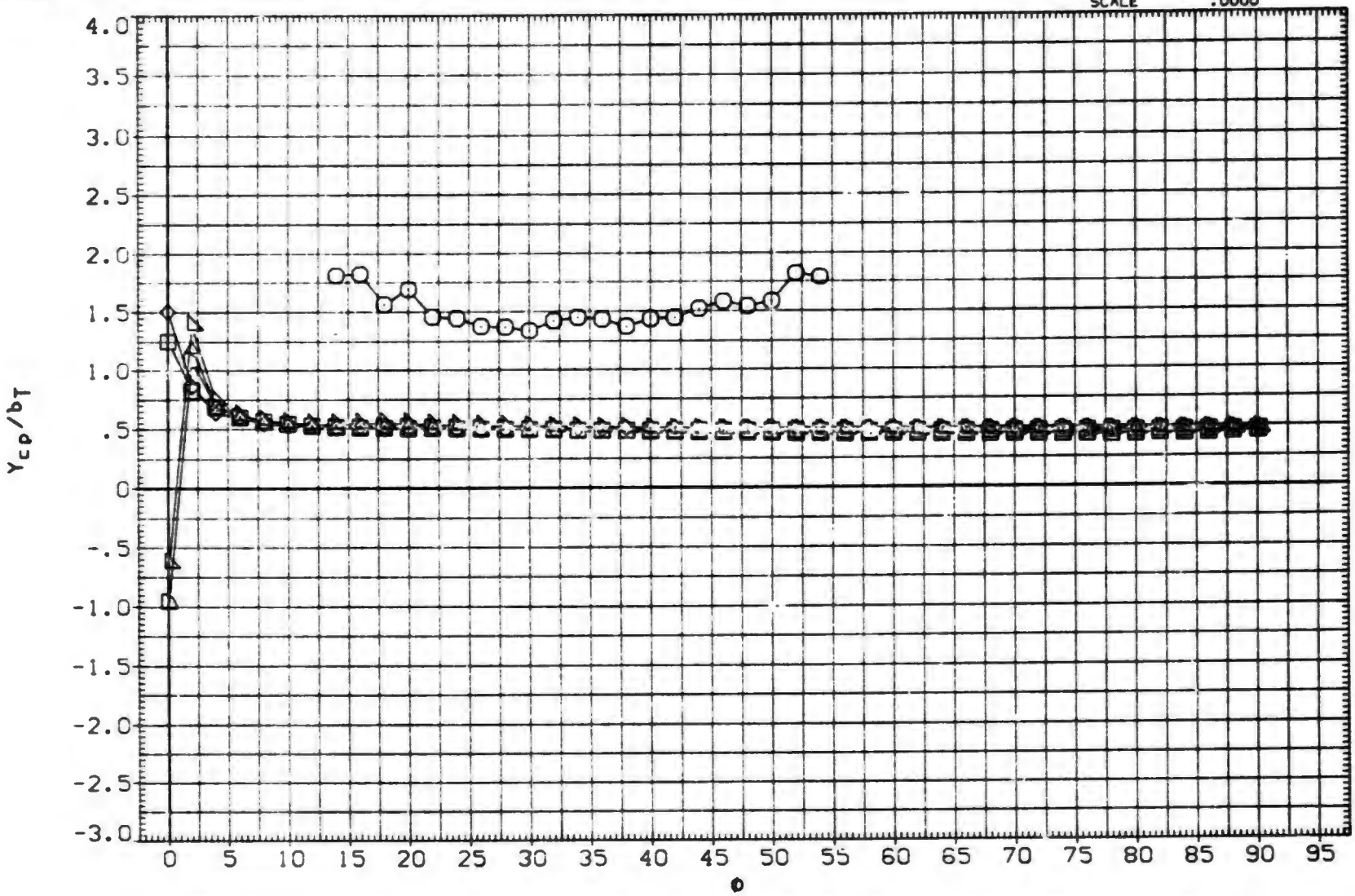

FIN AERODYNAMIC CHARACTERISTICS AS A FUNCTION OF ROLL ANGLE. BIT15 (FIN 3)

(E)MACH = 2.00

DATA SET	SYMBOL	CONFIGURATION DESCRIPTION	ALPHA	LAMBDA	RT.CRD	SEMSPN
(UXA108)	○	MDAC 261/AEDC 52 BODY-TAIL. BIT15 (TAIL FIN. T3)	.000	.500	4.996	1.875
(UXA110)	□	MDAC 261/AEDC 52 BODY-TAIL. BIT15 (TAIL FIN. T3)	2.000	.500	4.996	1.875
(UXA111)	◇	MDAC 261/AEDC 52 BODY-TAIL. BIT15 (TAIL FIN. T3)	4.100	.500	4.996	1.875
(UXA114)	△	MDAC 261/AEDC 52 BODY-TAIL. BIT15 (TAIL FIN. T3)	10.400	.500	4.996	1.875
(UXA116)	◁	MDAC 261/AEDC 52 BODY-TAIL. BIT15 (TAIL FIN. T3)	14.900	.500	4.996	1.875
(AXARUF)	▷	MDAC 261/AEDC 52 BODY-TAIL. BIT15 (TAIL FIN. T3)	20.000	.500	4.996	1.875

REFERENCE INFORMATION

SREF	7.0240	SQ.IN.
LREF	4.9960	IN.
BREF	1.8750	IN.
XMRP	.5500	IN.
YMRP	.0000	IN.
ZMRP	.0000	IN.
SCALE	.0000	

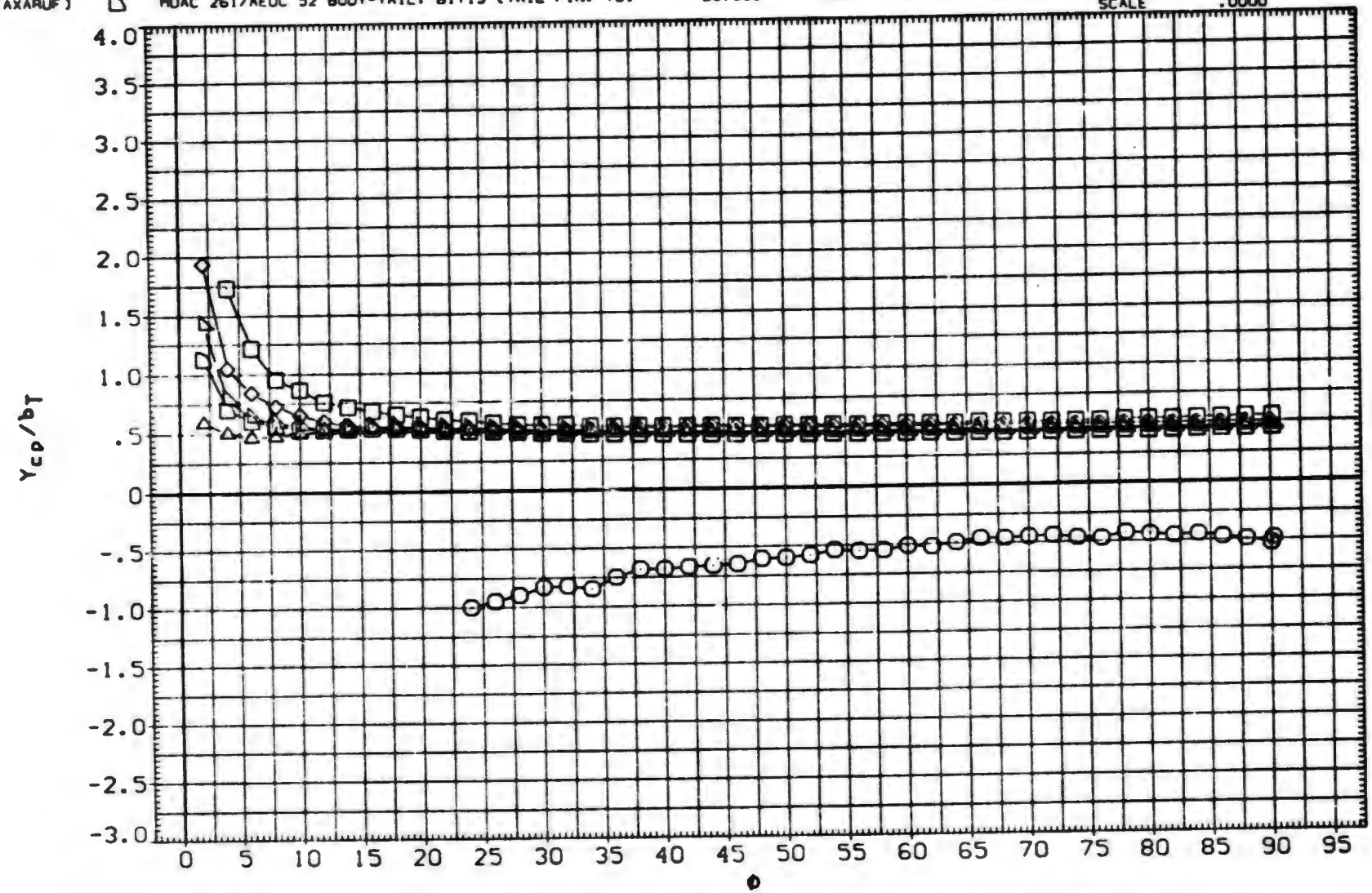

FIN AERODYNAMIC CHARACTERISTICS AS A FUNCTION OF ROLL ANGLE. BIT15 (FIN 3)

(F)MACH = 2.50

DATA SET	SYMBOL	CONFIGURATION DESCRIPTION	ALPHA	LAMBDA	RT.CRD	SEMSPN
(UXA108)	○	MDAC 261/AEDC 52 BODY-TAIL. B1T15 (TAIL FIN. T3)	.000	.500	4.996	1.875
(UXA110)	□	MDAC 261/AEDC 52 BODY-TAIL. B1T15 (TAIL FIN. T3)	2.000	.500	4.996	1.875
(UXA111)	◇	MDAC 261/AEDC 52 BODY-TAIL. B1T15 (TAIL FIN. T3)	4.100	.500	4.996	1.875
(UXA114)	△	MDAC 261/AEDC 52 BODY-TAIL. B1T15 (TAIL FIN. T3)	10.400	.500	4.996	1.875
(UXA116)	◁	MDAC 261/AEDC 52 BODY-TAIL. B1T15 (TAIL FIN. T3)	14.900	.500	4.996	1.875
(AXABUF)	▱	MDAC 261/AEDC 52 BODY-TAIL. B1T15 (TAIL FIN. T3)	20.000	.500	4.996	1.875

REFERENCE INFORMATION

SREF	7.0240	SQ. IN.
LREF	4.9960	IN.
BREF	1.8750	IN.
XMRP	.5500	IN.
YMRP	.0000	IN.
ZMRP	.0000	IN.
SCALE	.0000	

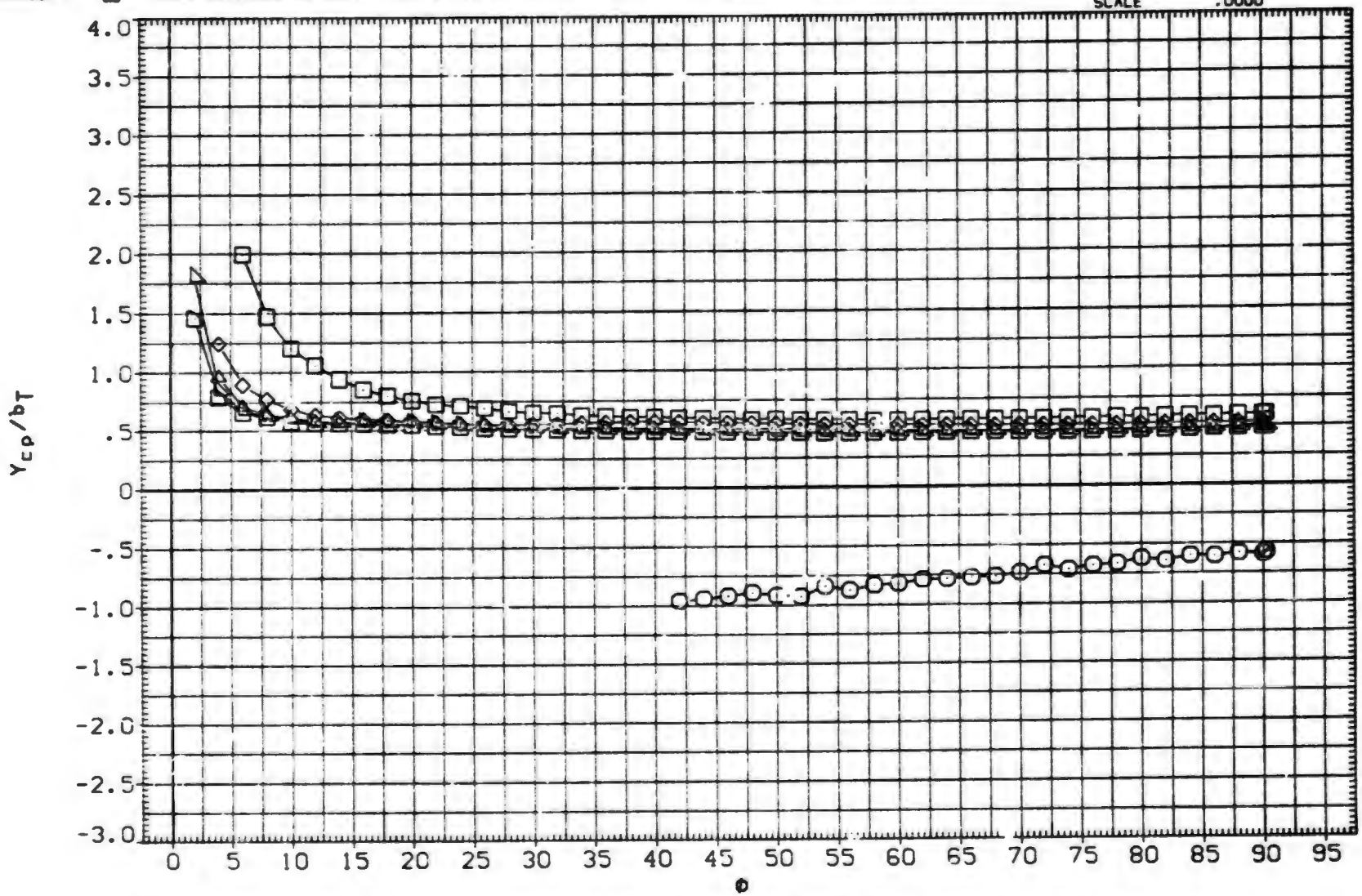

FIN AERODYNAMIC CHARACTERISTICS AS A FUNCTION OF ROLL ANGLE. B1T15 (FIN 3)

(G)MACH = 3.01

DATA SET	SYMBOL	CONFIGURATION DESCRIPTION	ALPHA	LAMBDA	RT.CRD	SEMSPN
(BXABUG)	○	AEDC TF 368 BODY-TAIL. BIT15 (TAIL FIN T3)	25.000	.500	4.996	1.875
(BXABUH)	□	AEDC TF 368 BODY-TAIL. BIT15 (TAIL FIN T3)	30.000	.500	4.996	1.875
(BXABUI)	◇	AEDC TF 368 BODY-TAIL. BIT15 (TAIL FIN T3)	35.000	.500	4.996	1.875
(BXABUJ)	△	AEDC TF 368 BODY-TAIL. BIT15 (TAIL FIN T3)	40.000	.500	4.996	1.875
(BXABUK)	◺	AEDC TF 368 BODY-TAIL. BIT15 (TAIL FIN T3)	45.000	.500	4.996	1.875

REFERENCE INFORMATION		
SREF	7.0240	SQ.IN.
LREF	4.9960	IN.
BREF	1.8750	IN.
XMRP	.5500	IN.
YMRP	.0000	IN.
ZMRP	.0000	IN.
SCALE	.0000	

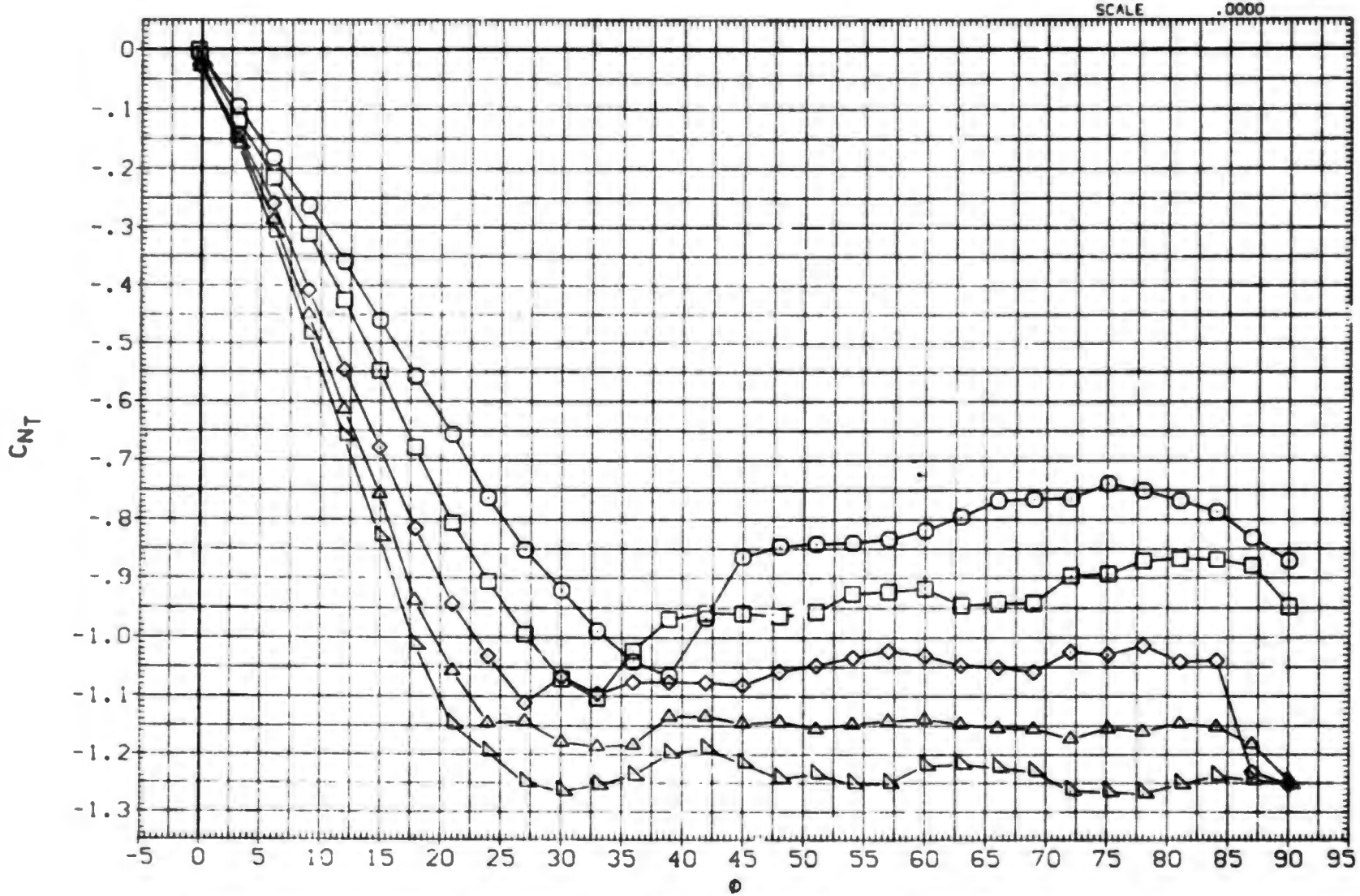

FIN AERODYNAMIC CHARACTERISTICS AS A FUNCTION OF ROLL ANGLE. BIT15 (FIN 3)

(A)MACH = .80

DATA SET	SYMBOL	CONFIGURATION DESCRIPTION	ALPHA	LAMBDA	RT.CRD	SEMSPN
(BXABUG)	○	AEDC TF 368 BODY-TAIL. B1T15 (TAIL FIN T3)	25.000	.500	4.996	1.875
(BXABUH)	□	AEDC TF 368 BODY-TAIL. B1T15 (TAIL FIN T3)	30.000	.500	4.996	1.875
(BXABUI)	◇	AEDC TF 368 BODY-TAIL. B1T15 (TAIL FIN T3)	35.000	.500	4.996	1.875
(BXABUJ)	△	AEDC TF 368 BODY-TAIL. B1T15 (TAIL FIN T3)	40.000	.500	4.996	1.875
(BXABUK)	◺	AEDC TF 366 BODY-TAIL. B1T15 (TAIL FIN T3)	45.000	.500	4.996	1.875

REFERENCE INFORMATION

SREF	7.0240	SQ.IN.
LREF	4.9960	IN.
BREF	1.8750	IN.
XMRP	.5500	IN.
YMRP	.0000	IN.
ZMRP	.0000	IN.
SCALE	.0000	

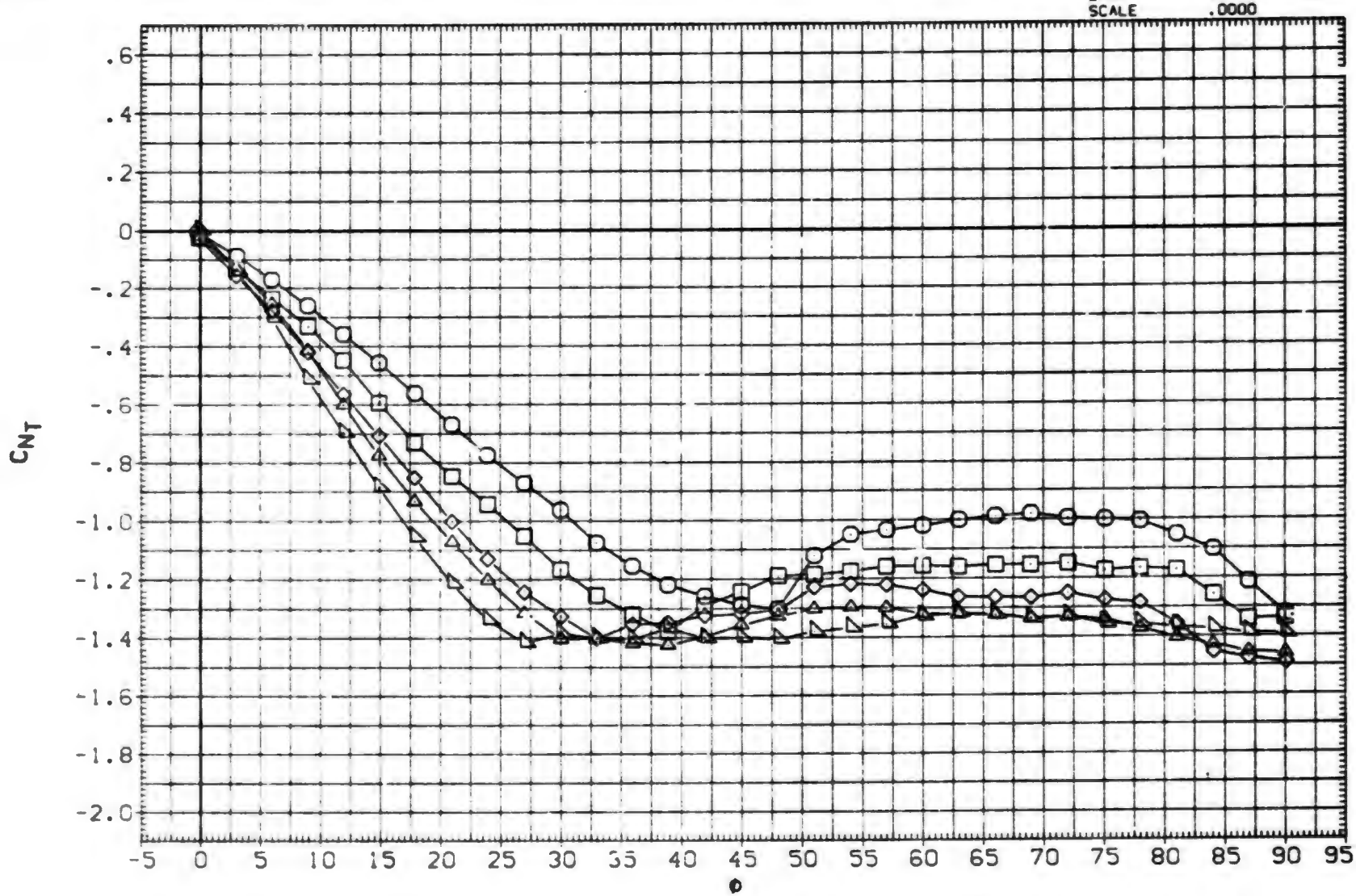

FIN AERODYNAMIC CHARACTERISTICS AS A FUNCTION OF ROLL ANGLE. B1T15 (FIN 3)

(B)MACH = 1.00

DATA SET	SYMBOL	CONFIGURATION DESCRIPTION	ALPHA	LAMBDA	RT.CRD	SEMSPN
(BXABUG)	○	AEDC TF 368 BODY-TAIL. BIT15 (TAIL FIN T3)	25.000	.500	4.996	1.875
(BXABUH)	□	AEDC TF 368 BODY-TAIL. BIT15 (TAIL FIN T3)	30.000	.500	4.996	1.875
(BXABUI)	◇	AEDC TF 368 BODY-TAIL. BIT15 (TAIL FIN T3)	35.000	.500	4.996	1.875
(BXABUJ)	△	AEDC TF 368 BODY-TAIL. BIT15 (TAIL FIN T3)	40.000	.500	4.996	1.875
(BXABUK)	◺	AEDC TF 368 BODY-TAIL. BIT15 (TAIL FIN T3)	45.000	.500	4.996	1.875

REFERENCE INFORMATION

SREF	7.0240	SQ.IN.
LREF	4.9960	IN.
BREF	1.8750	IN.
XMRP	.5500	IN.
YMRP	.0000	IN.
ZMRP	.0000	IN.
SCALE	.0000	

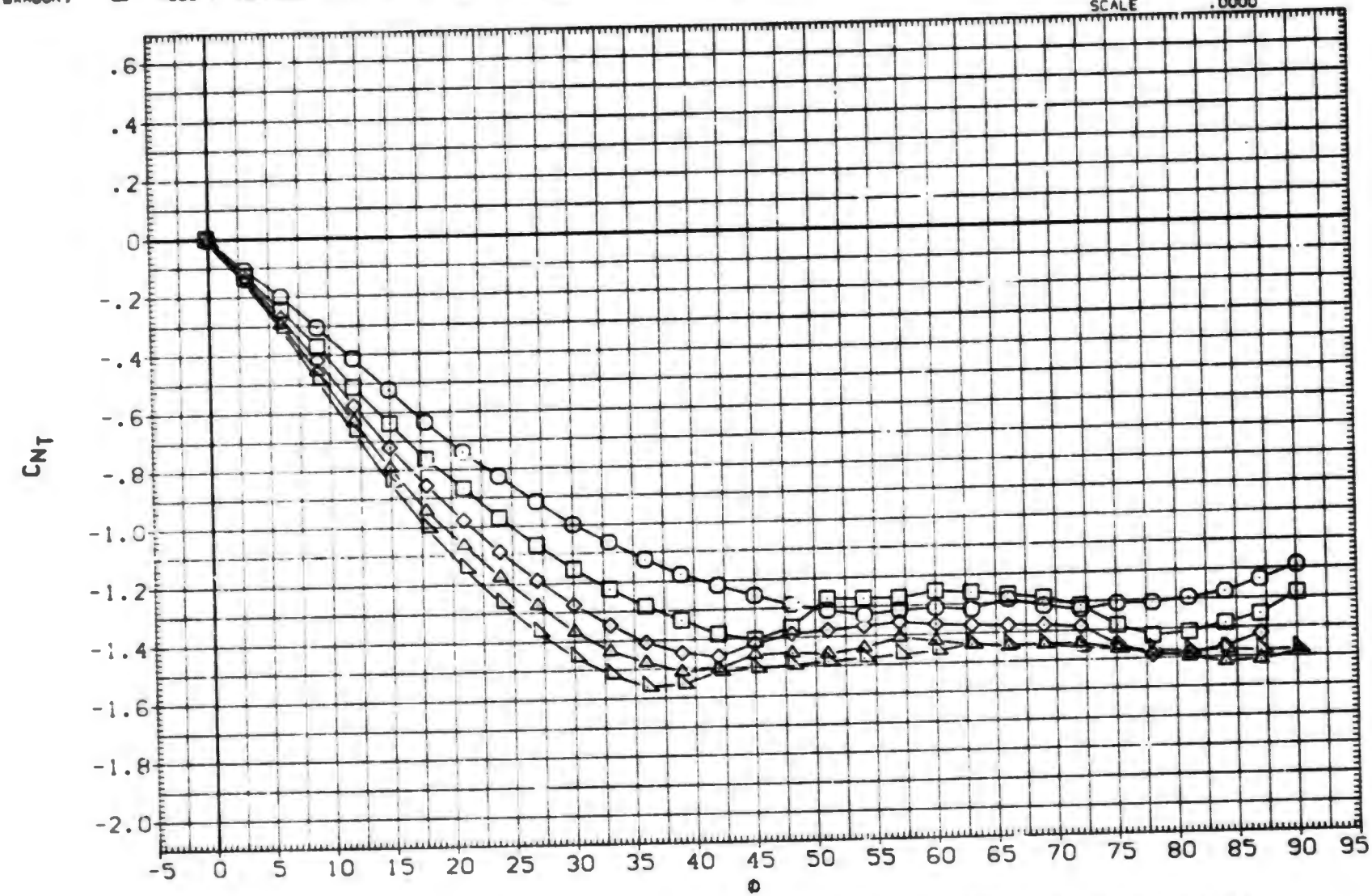

FIN AERODYNAMIC CHARACTERISTICS AS A FUNCTION OF ROLL ANGLE. BIT15 (FIN 3)

(C)MACH = 1.20

DATA SET	SYMBOL	CONFIGURATION DESCRIPTION	ALPHA	LAMBDA	RT.CRD	SEMSPN
(BXABUG)	○	AEDC TF 368 BODY-TAIL. BIT15 (TAIL FIN T3)	25.000	.500	4.996	1.875
(BXABUH)	□	DATA NOT AVAILABLE	30.000	.500	4.996	1.875
(BXABUI)	◇	DATA NOT AVAILABLE	35.000	.500	4.996	1.875
(BXABUJ)	◁	DATA NOT AVAILABLE	40.000	.500	4.996	1.875
(BXABUK)	△	DATA NOT AVAILABLE	45.000	.500	4.996	1.875

REFERENCE INFORMATION

SREF	7.0240	SQ.IN.
LREF	4.9960	IN.
BREF	1.8750	IN.
XMRP	.5500	IN.
YMRP	.0000	IN.
ZMRP	.0000	IN.
SCALE	.0000	

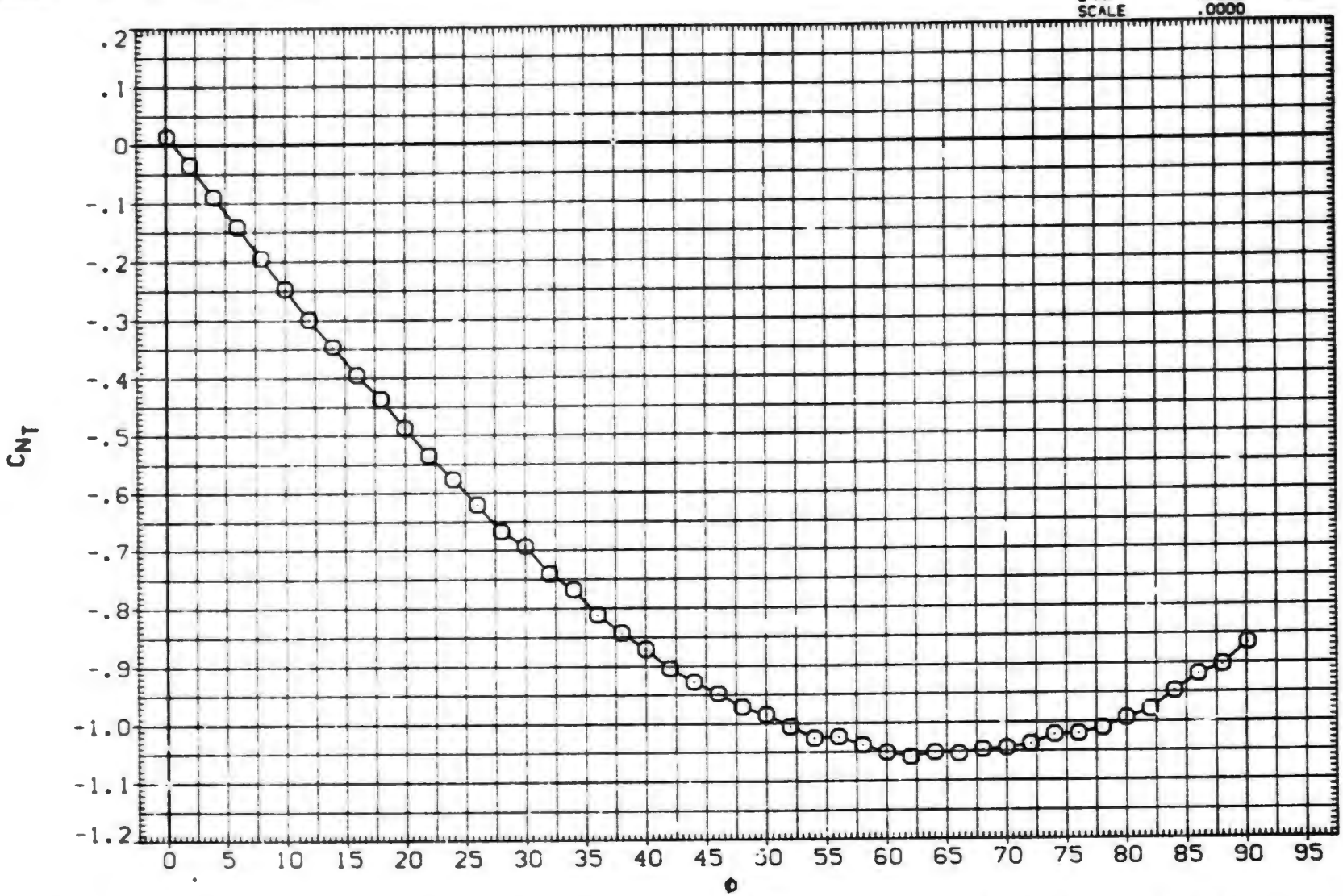

FIN AERODYNAMIC CHARACTERISTICS AS A FUNCTION OF ROLL ANGLE. BIT15 (FIN 3)

(D)MACH = 1.76

DATA SET	SYMBOL	CONFIGURATION DESCRIPTION	ALPHA	LAMBDA	RT.CRD	SEMSPN
(BXABUG)	○	AEDC TF 368 BODY-TAIL. BITIS (TAIL FIN T3)	25.000	.500	4.996	1.875
(BXABUH)	□	AEDC TF 368 BODY-TAIL. BITIS (TAIL FIN T3)	30.000	.500	4.996	1.875
(BXABUI)	◇	AEDC TF 368 BODY-TAIL. BITIS (TAIL FIN T3)	35.000	.500	4.996	1.875
(BXABUJ)	△	AEDC TF 368 BODY-TAIL. BITIS (TAIL FIN T3)	40.000	.500	4.996	1.875
(BXABUK)	◺	AEDC TF 368 BODY-TAIL. BITIS (TAIL FIN T3)	45.000	.500	4.996	1.875

REFERENCE INFORMATION

SREF	7.0240	SQ.IN.
LREF	4.9960	IN.
BREF	1.8750	IN.
XMRP	.5500	IN.
YMRP	.0000	IN.
ZMRP	.0000	IN.
SCALE	.0000	

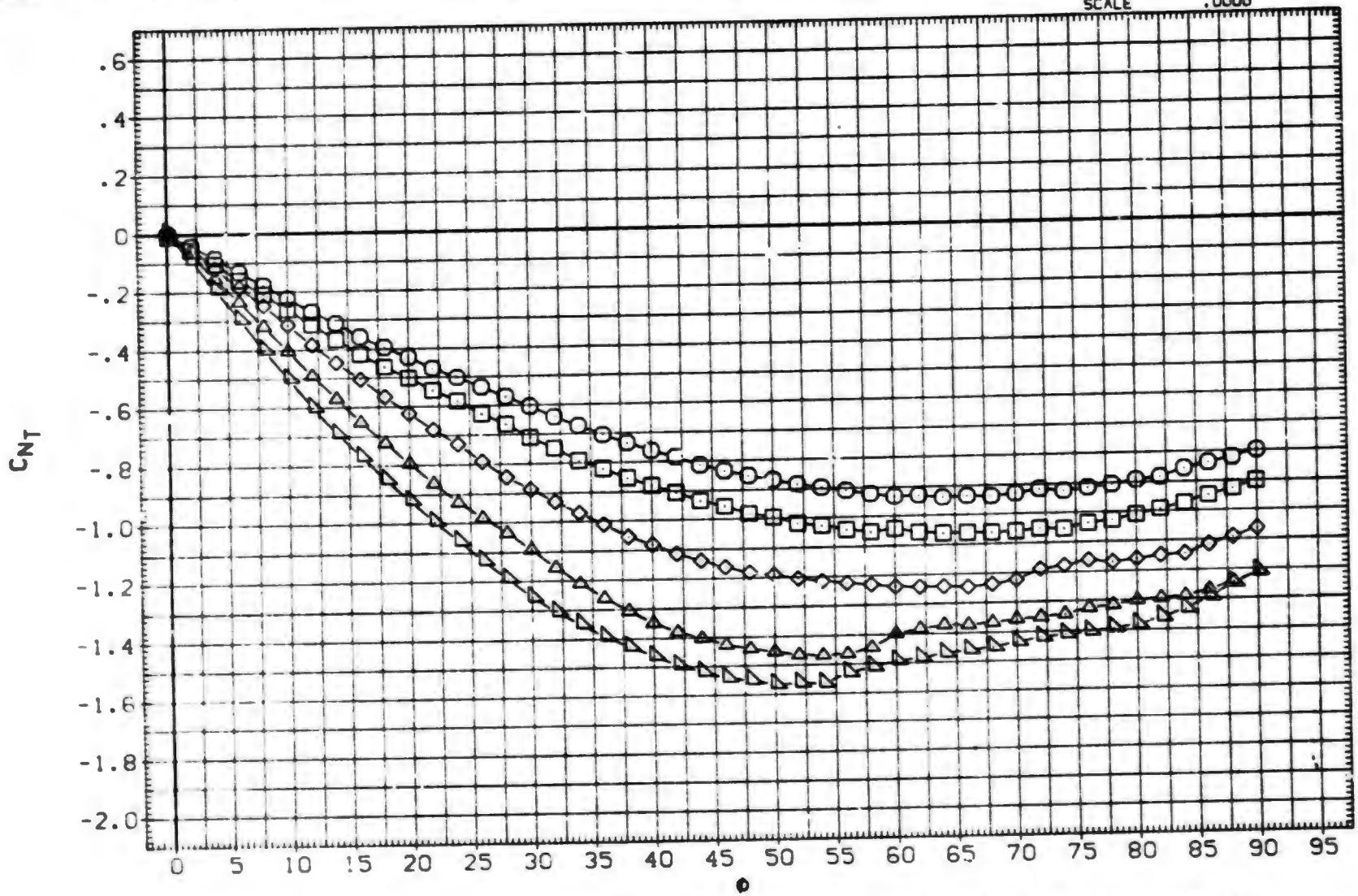

FIN AERODYNAMIC CHARACTERISTICS AS A FUNCTION OF ROLL ANGLE. BITIS (FIN 3)

(E)MACH = 2.00

DATA SET	SYMBOL	CONFIGURATION DESCRIPTION	ALPHA	LAMBDA	RT.CRD	SEMSPN
(BxABUG)	○	AEDC TF 368 BODY-TAIL. BIT15 (TAIL FIN T3)	25.000	.500	4.996	1.875
(BxABUH)	□	AEDC TF 368 BODY TAIL. BIT15 (TAIL FIN T3)	30.000	.500	4.996	1.875
(BxABUI)	◇	AEDC TF 368 BODY TAIL. BIT15 (TAIL FIN T3)	35.000	.500	4.996	1.875
(BxABUJ)	△	AEDC TF 368 BODY-TAIL. BIT15 (TAIL FIN T3)	40.000	.500	4.996	1.875
(BxABUK)	◺	AEDC TF 368 BODY-TAIL. BIT15 (TAIL FIN T3)	45.000	.500	4.996	1.875

REFERENCE INFORMATION

SREF	7.0240	SQ. IN.
LREF	4.9960	IN.
BREF	1.8750	IN.
XMRP	.5500	IN.
YMRP	.0000	IN.
ZMRP	.0000	IN.
SCALE	.0000	

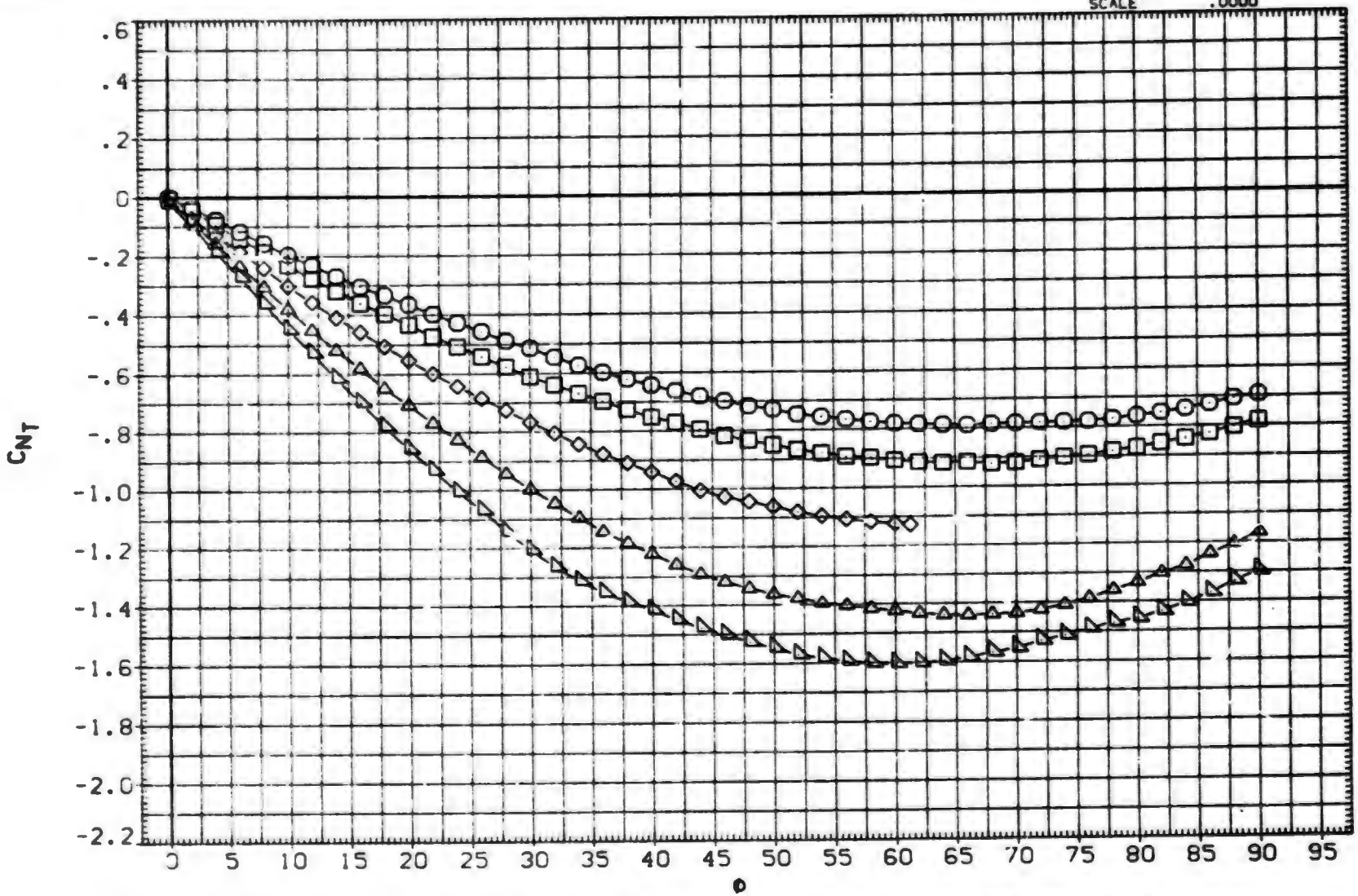

FIN AERODYNAMIC CHARACTERISTICS AS A FUNCTION OF ROLL ANGLE. BIT15 (FIN 3)

(F)MACH = 2.50

DATA SET	SYMBOL	CONFIGURATION DESCRIPTION
(BXABUG)	○	AEDC TF 368 BODY-TAIL. BIT15 (TAIL FIN T3)
(BXABUH)	□	AEDC TF 368 BODY-TAIL. BIT15 (TAIL FIN T3)
(BXABUI)	◇	AEDC TF 368 BODY-TAIL. BIT15 (TAIL FIN T3)
(BXABUJ)	△	AEDC TF 368 BODY-TAIL. BIT15 (TAIL FIN T3)
(BXABUK)	◺	AEDC TF 368 BODY-TAIL. BIT15 (TAIL FIN T3)

ALPHA	LAMBDA	RT.CRD	SEMSPN
25.000	.500	4.996	1.875
30.000	.500	4.996	1.875
35.000	.500	4.996	1.875
40.000	.500	4.996	1.875
45.000	.500	4.996	1.875

REFERENCE INFORMATION		
SREF	7.0240	SQ.IN.
LREF	4.9960	IN.
BREF	1.8750	IN.
XMRP	.5500	IN.
YMRP	.0000	IN.
ZMRP	.0000	IN.
SCALE	.0000	

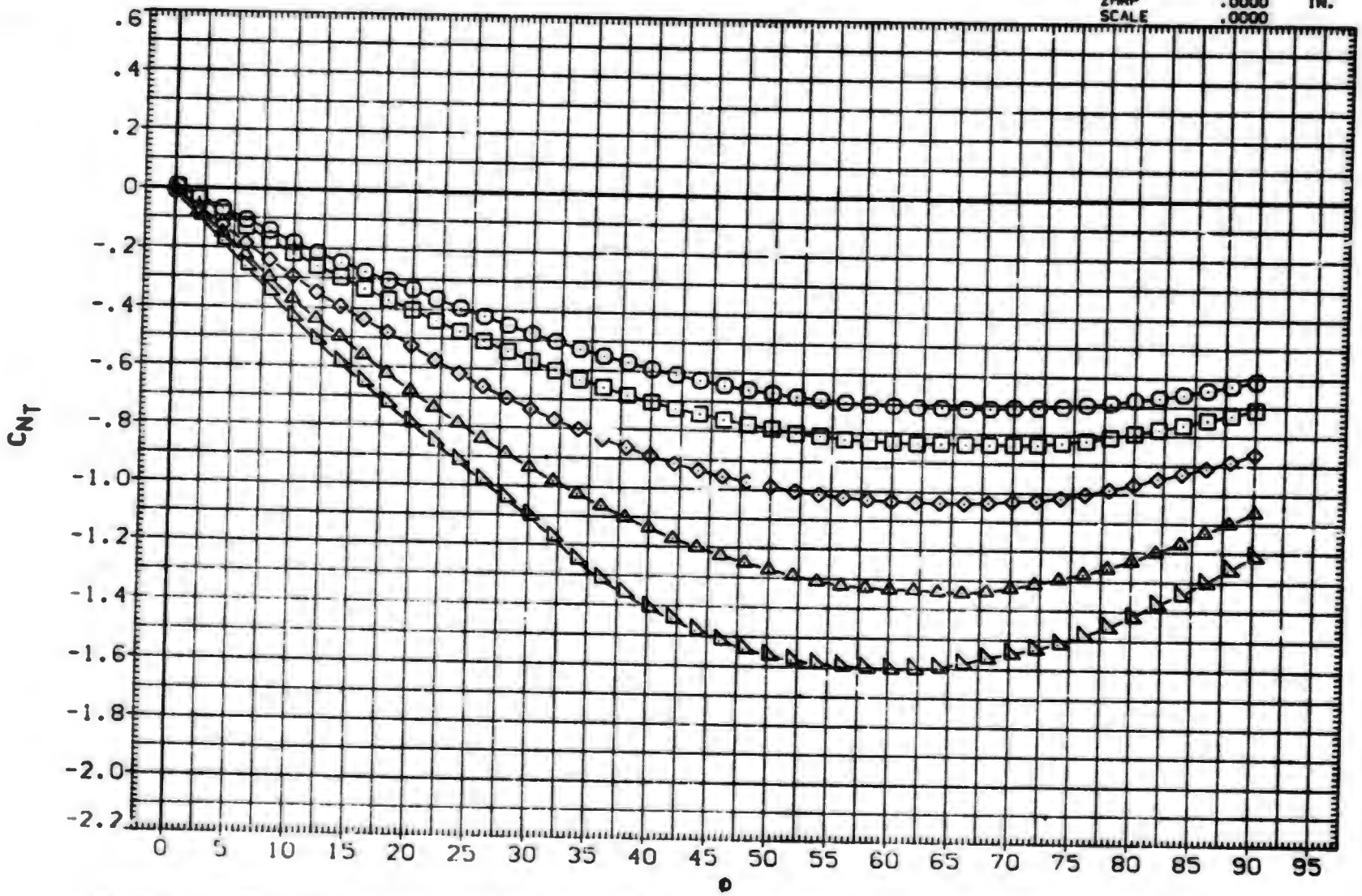

FIN AERODYNAMIC CHARACTERISTICS AS A FUNCTION OF ROLL ANGLE. BIT15 (FIN 3)

(G)MACH = 3.01

DATA SET	SYMBOL	CONFIGURATION DESCRIPTION	ALPHA	LAMBDA	RT.CRD	SEMSPN
(BXABUG)	○	AEDC TF 368 BODY-TAIL. BITIS (TAIL FIN T3)	25.000	.500	4.996	1.875
(BXABUH)	□	AEDC TF 368 BODY-TAIL. BITIS (TAIL FIN T3)	30.000	.500	4.996	1.875
(BXABUI)	◇	AEDC TF 368 BODY-TAIL. BITIS (TAIL FIN T3)	35.000	.500	4.996	1.875
(BXABUJ)	△	AEDC TF 368 BODY-TAIL. BITIS (TAIL FIN T3)	40.000	.500	4.996	1.875
(BXABUK)	◺	AEDC TF 368 BODY-TAIL. BITIS (TAIL FIN T3)	45.000	.500	4.996	1.875

REFERENCE INFORMATION

SREF	7.0240	SQ.IN.
LREF	4.9960	IN.
BREF	1.8750	IN.
XMRP	.5500	IN.
YMRP	.0000	IN.
ZMRP	.0000	IN.
SCALE	.0000	

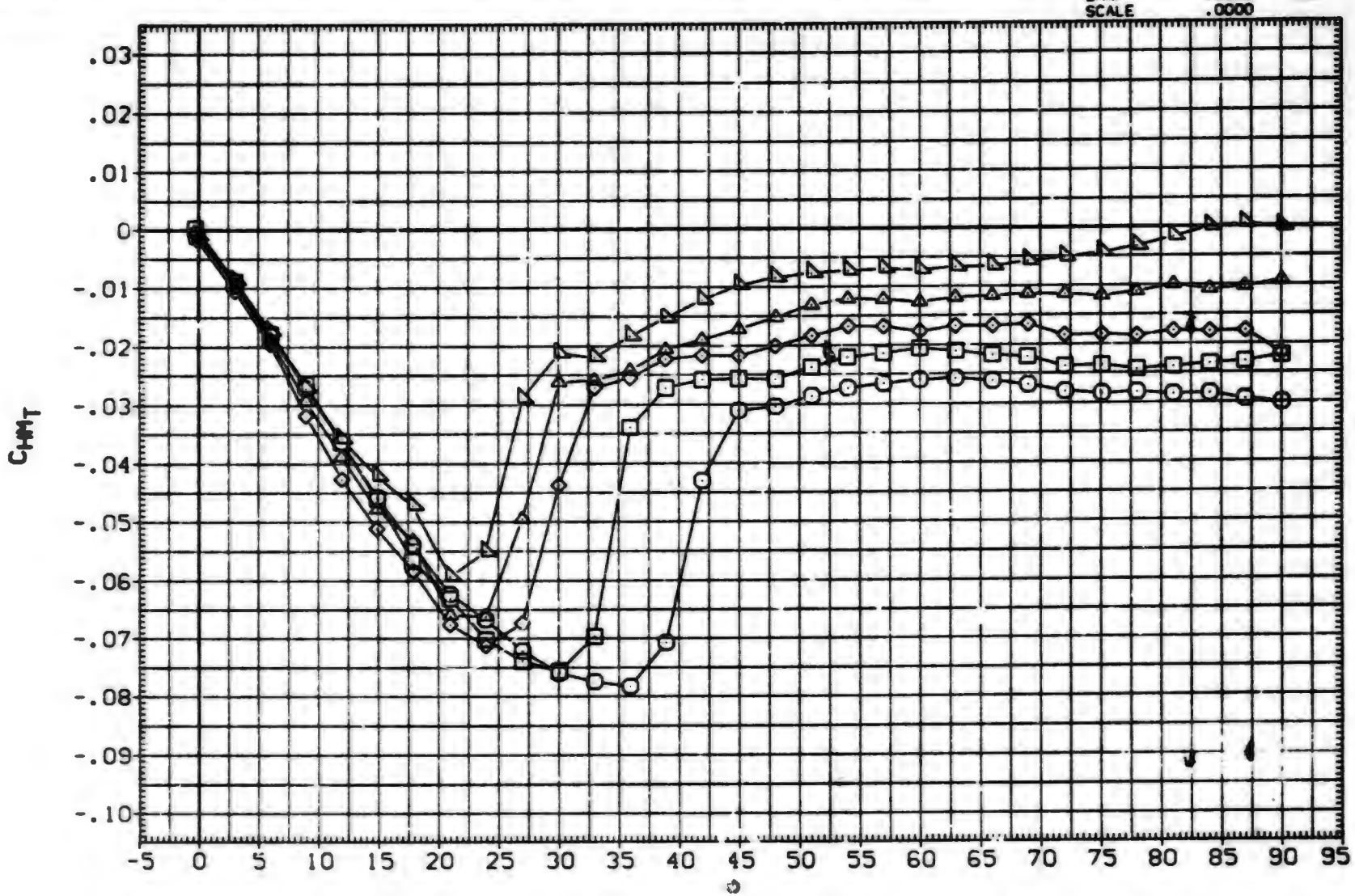

FIN AERODYNAMIC CHARACTERISTICS AS A FUNCTION OF ROLL ANGLE. BITIS (FIN 3)

(A)MACH = .80

DATA SET	SYMBOL	CONFIGURATION DESCRIPTION	ALPHA	LAMBDA	RT.CRD	SEMSPN
(BXABUG)	○	AEDC TF 368 BODY-TAIL. B1T15 (TAIL FIN T3)	25.000	.500	4.996	1.875
(BXABUH)	□	AEDC TF 368 BODY-TAIL. B1T15 (TAIL FIN T3)	30.000	.500	4.996	1.875
(BXABUI)	◇	AEDC TF 368 BODY-TAIL. B1T15 (TAIL FIN T3)	35.000	.500	4.996	1.875
(BXABUJ)	△	AEDC TF 368 BODY-TAIL. B1T15 (TAIL FIN T3)	40.000	.500	4.996	1.875
(BXABUK)	◺	AEDC TF 368 BODY-TAIL. B1T15 (TAIL FIN T3)	45.000	.500	4.996	1.875

REFERENCE INFORMATION

SREF	7.0240	SQ.IN.
LREF	4.9960	IN.
BREF	1.8750	IN.
XMRP	.5500	IN.
YMRP	.0000	IN.
ZMRP	.0000	IN.
SCALE	.0000	

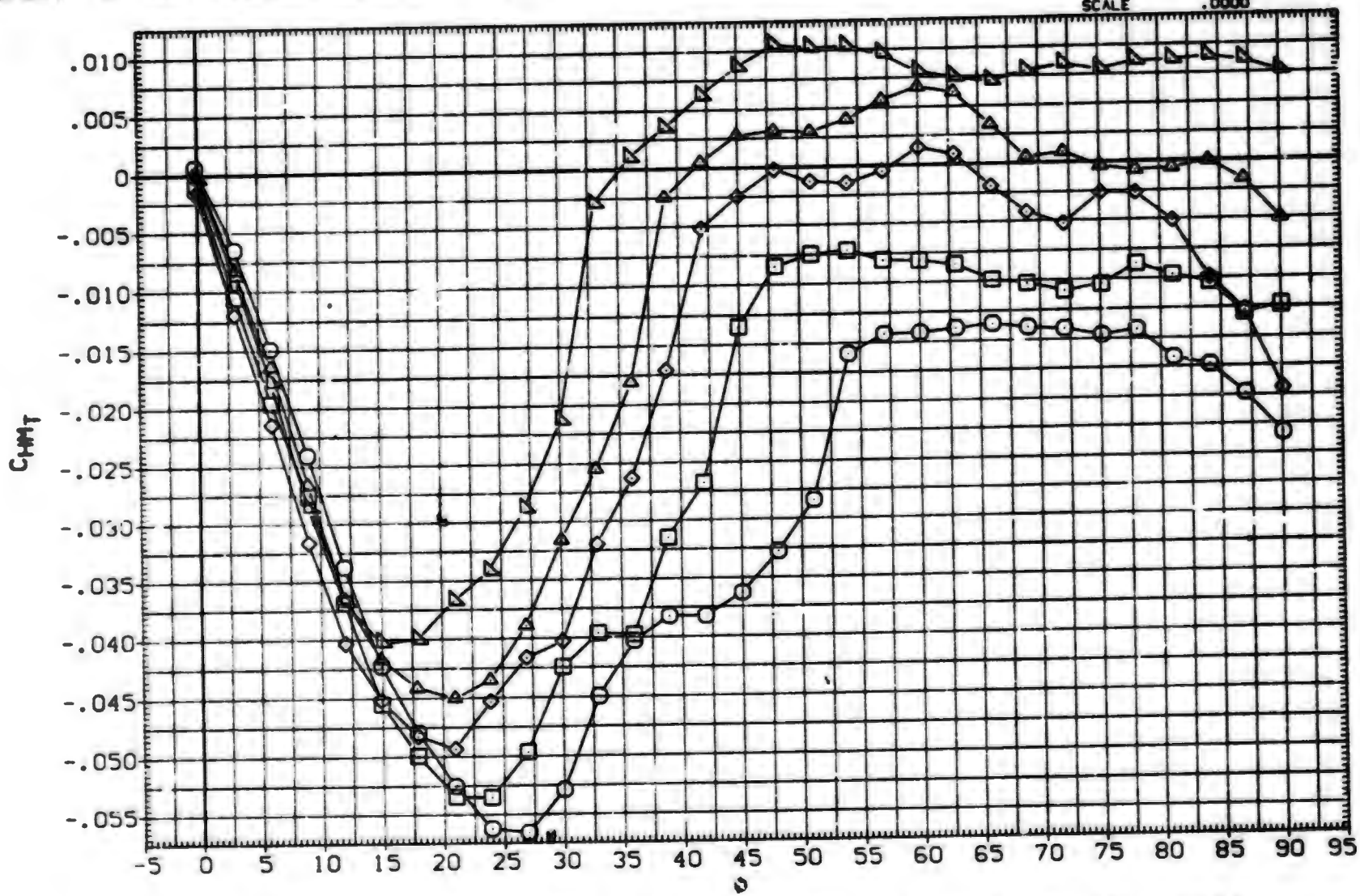

FIN AERODYNAMIC CHARACTERISTICS AS A FUNCTION OF ROLL ANGLE. B1T15 (FIN 3)

(B)MACH = 1.00

DATA SET	SYMBOL	CONFIGURATION DESCRIPTION	ALPHA	LAMBDA	RT.CRD	SEMISPN
(BXABUG)	○	AEDC TF 368 BODY-TAIL. BIT15 (TAIL FIN T3)	25.000	.500	4.996	1.875
(BXABUH)	□	AEDC TF 368 BODY-TAIL. BIT15 (TAIL FIN T3)	30.000	.500	4.996	1.875
(BXABUI)	◇	AEDC TF 368 BODY-TAIL. BIT15 (TAIL FIN T3)	35.000	.500	4.996	1.875
(BXABUJ)	△	AEDC TF 368 BODY-TAIL. BIT15 (TAIL FIN T3)	40.000	.500	4.996	1.875
(BXABUK)	◺	AEDC TF 368 BODY-TAIL. BIT15 (TAIL FIN T3)	45.000	.500	4.996	1.875

REFERENCE INFORMATION

SREF	7.0240	SQ. IN.
LREF	4.9960	IN.
BREF	[illegible]	IN.
XMRP	.5500	IN.
YMRP	.0000	IN.
ZMRP	.0000	IN.
SCALE	.0000	

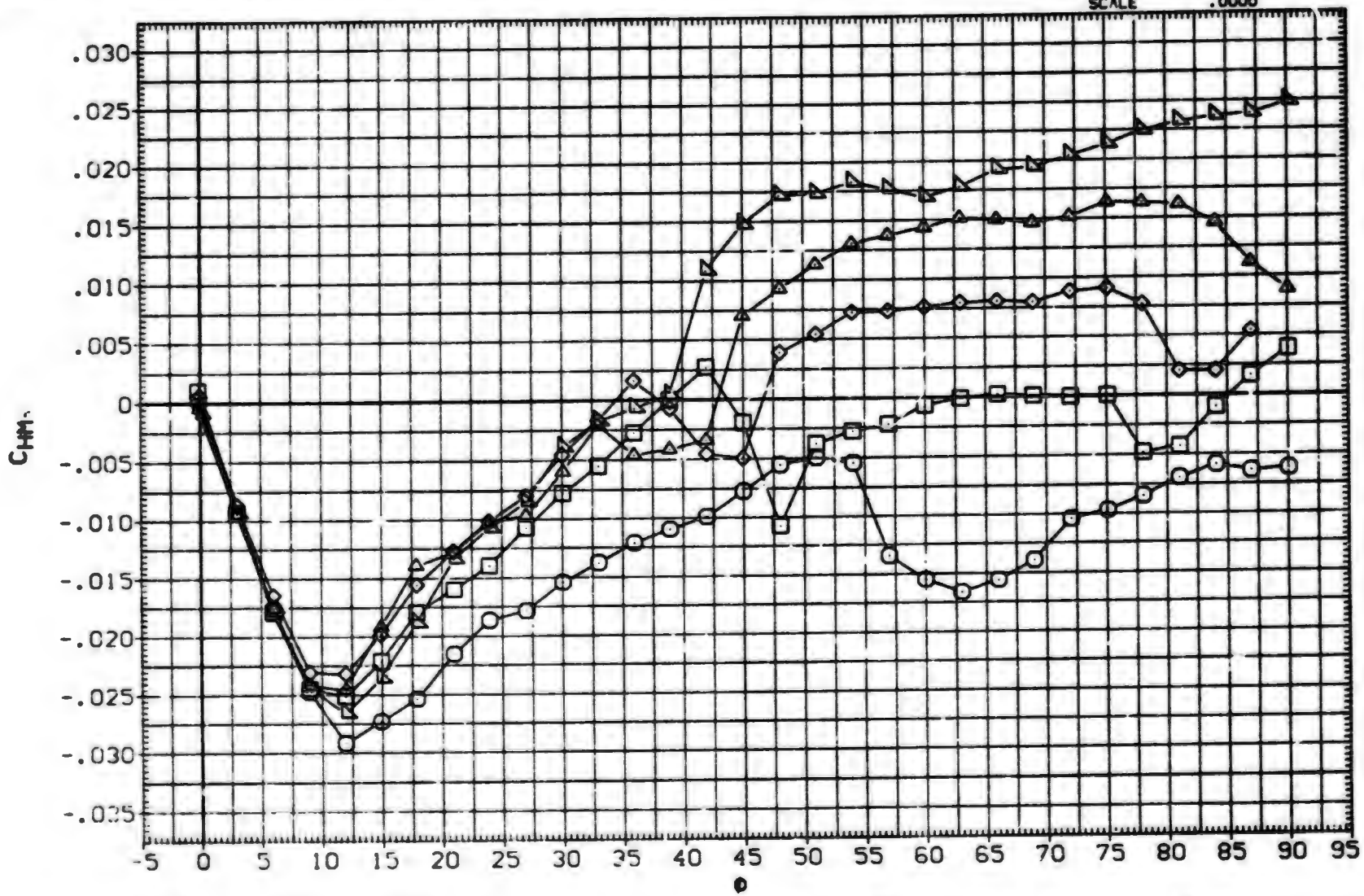

FIN AERODYNAMIC CHARACTERISTICS AS A FUNCTION OF ROLL ANGLE. BIT15 (FIN 3)

(C)MACH = 1.20

DATA SET	SYMBOL	CONFIGURATION DESCRIPTION	ALPHA	LAMBDA	RT.CKD	SEMSPN
(BXABUG)	○	AEDC TF 368 BODY-TAIL. BIT15 (TAIL FIN T3)	25.000	.500	4.996	1.875
(BXABUH)	□	DATA NOT AVAILABLE	30.000	.500	4.996	1.875
(BXABUI)	◇	DATA NOT AVAILABLE	35.000	.500	4.996	1.875
(BXABUJ)	△	DATA NOT AVAILABLE	40.000	.500	4.996	1.875
(BXABUK)	▽	DATA NOT AVAILABLE	45.000	.500	4.996	1.875

REFERENCE INFORMATION		
SREF	7.0240	SQ.IN.
LREF	4.9860	IN.
BREF	1.8750	IN.
XMRP	.5500	IN.
YMRP	.0000	IN.
ZMRP	.0000	IN.
SCALE	.0000	

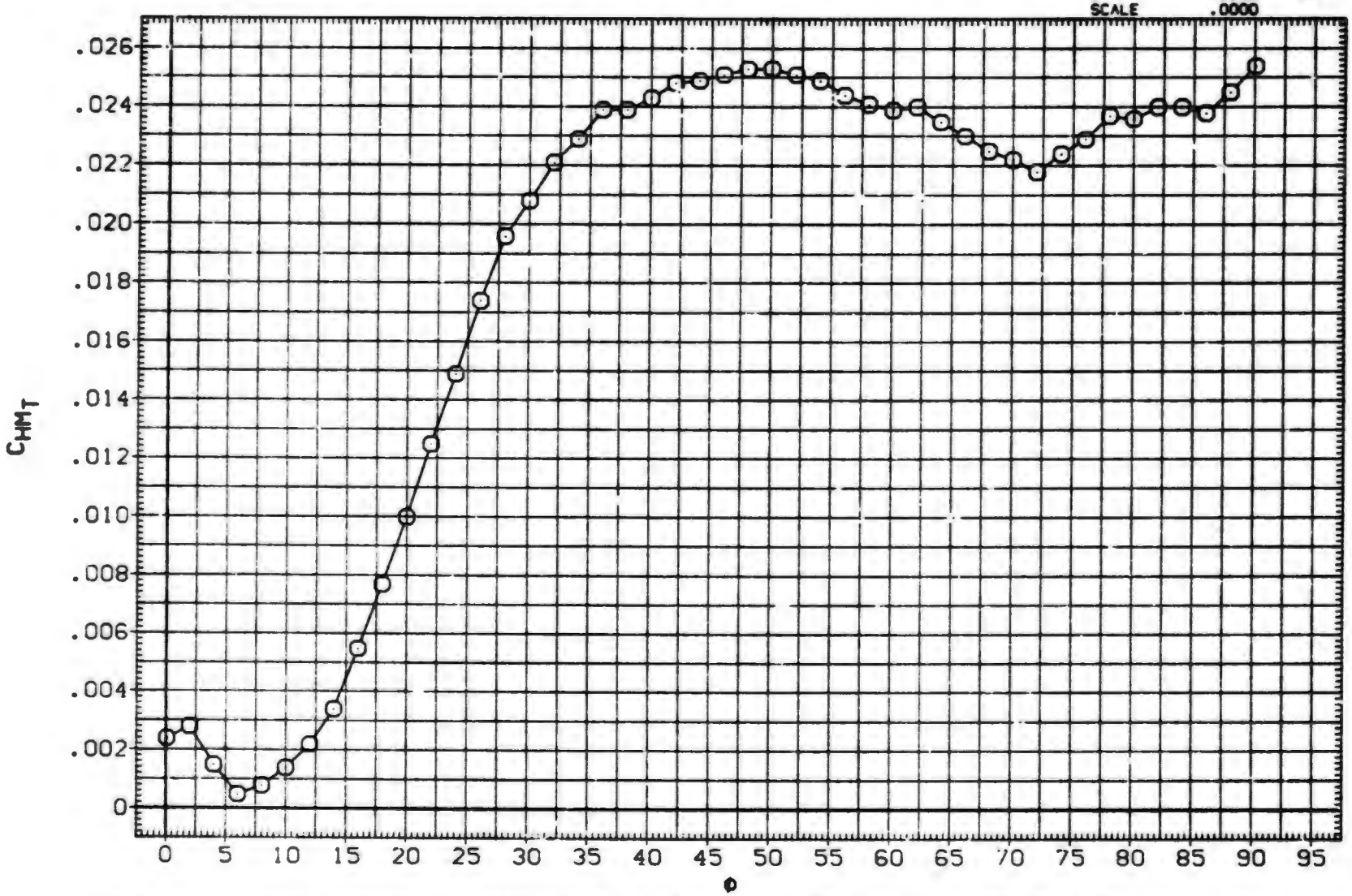

FIN AERODYNAMIC CHARACTERISTICS AS A FUNCTION OF ROLL ANGLE. BIT15 (FIN 3)

(D)MACH = 1.76

DATA SET	SYMBOL	CONFIGURATION DESCRIPTION	ALPHA	LAMBDA	RT.CRD	SEMSPN
(BXABMG)	○	AEDC TF 368 BODY-TAIL. B1T15 (TAIL FIN T3)	25.000	.500	4.996	1.875
(BXABUH)	□	AEDC TF 368 BODY-TAIL. B1T15 (TAIL FIN T3)	30.000	.500	4.996	1.875
(BXABUI)	◇	AEDC TF 368 BODY-TAIL. B1T15 (TAIL FIN T3)	35.000	.500	4.996	1.875
(BXABUJ)	△	AEDC TF 368 BODY-TAIL. B1T15 (TAIL FIN T3)	40.000	.500	4.996	1.875
(BXABUK)	◺	AEDC TF 368 BODY-TAIL. B1T15 (TAIL FIN T3)	45.000	.500	4.996	1.875

REFERENCE INFORMATION

SREF	7.0240	SQ.IN.
LREF	4.9960	IN.
BREF	1.8750	IN.
XMRP	.5500	IN.
YMRP	.0000	IN.
ZMRP	.0000	IN.
SCALE	.0000	

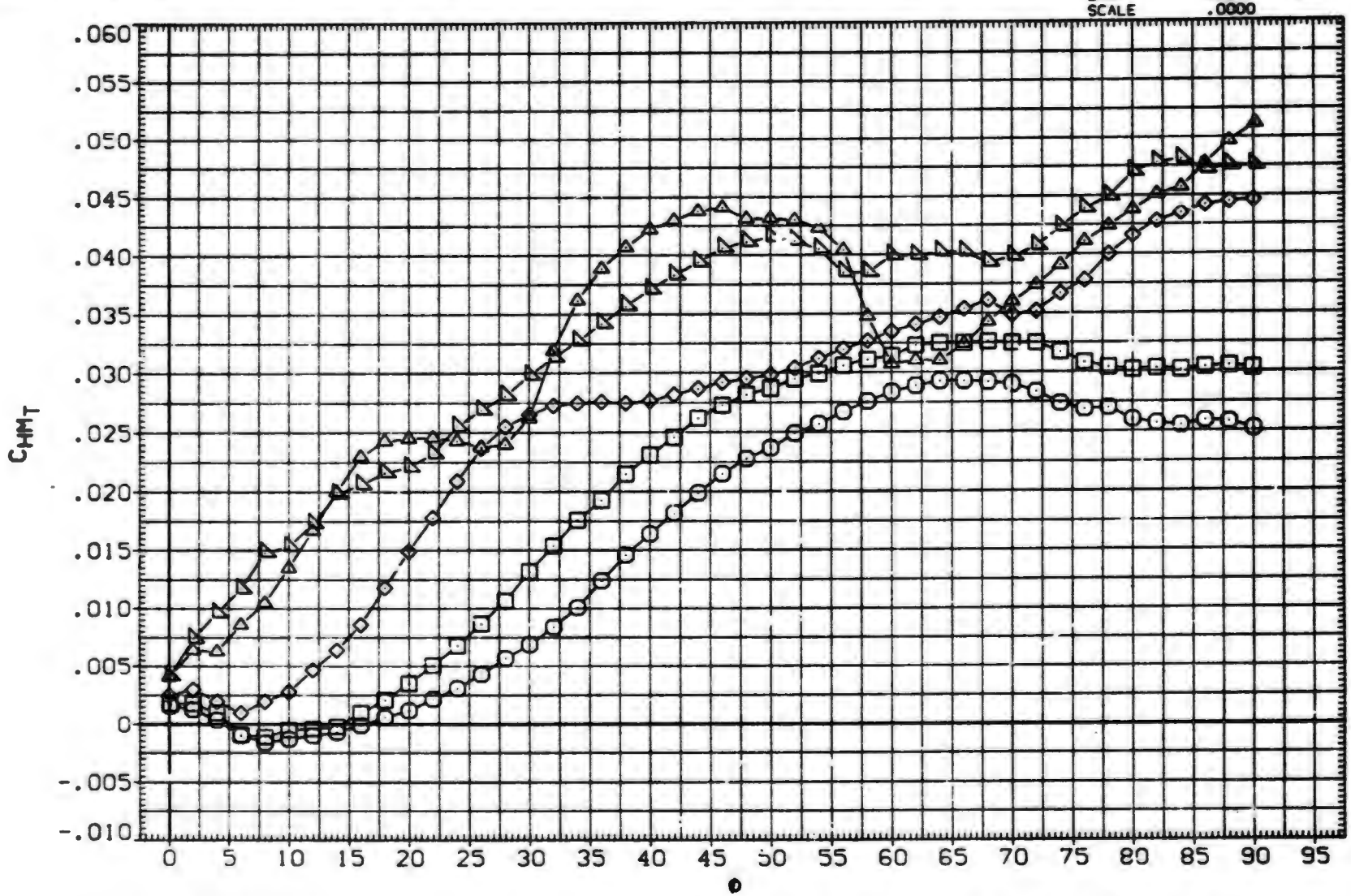

FIN AERODYNAMIC CHARACTERISTICS AS A FUNCTION OF ROLL ANGLE, B1T15 (FIN 3)

(E)MACH = 2.00

DATA SET	SYMBOL	CONFIGURATION DESCRIPTION	ALPHA	LAMBDA	RT.CRD	SEMSPN
(BXABUG)	○	AEDC TF 368 BODY-TAIL. B1T15 (TAIL FIN T3)	25.000	.500	4.996	1.875
(BXABUH)	□	AEDC TF 368 BODY-TAIL. B1T15 (TAIL FIN T3)	30.000	.500	4.996	1.875
(BXABUI)	◇	AEDC TF 368 BODY-TAIL. B1T15 (TAIL FIN T3)	35.000	.500	4.996	1.875
(BXABUJ)	◁	AEDC TF 368 BODY-TAIL. B1T15 (TAIL FIN T3)	40.000	.500	4.996	1.875
(BXABUK)	◺	AEDC TF 368 BODY-TAIL. B1T15 (TAIL FIN T3)	45.000	.500	4.996	1.875

REFERENCE INFORMATION

SREF	7.0240	SQ.IN.
LREF	4.9960	IN.
BREF	1.8750	IN.
XMRP	.5500	IN.
YMRP	.0000	IN.
ZMRP	.0000	IN.
SCALE	.0000	

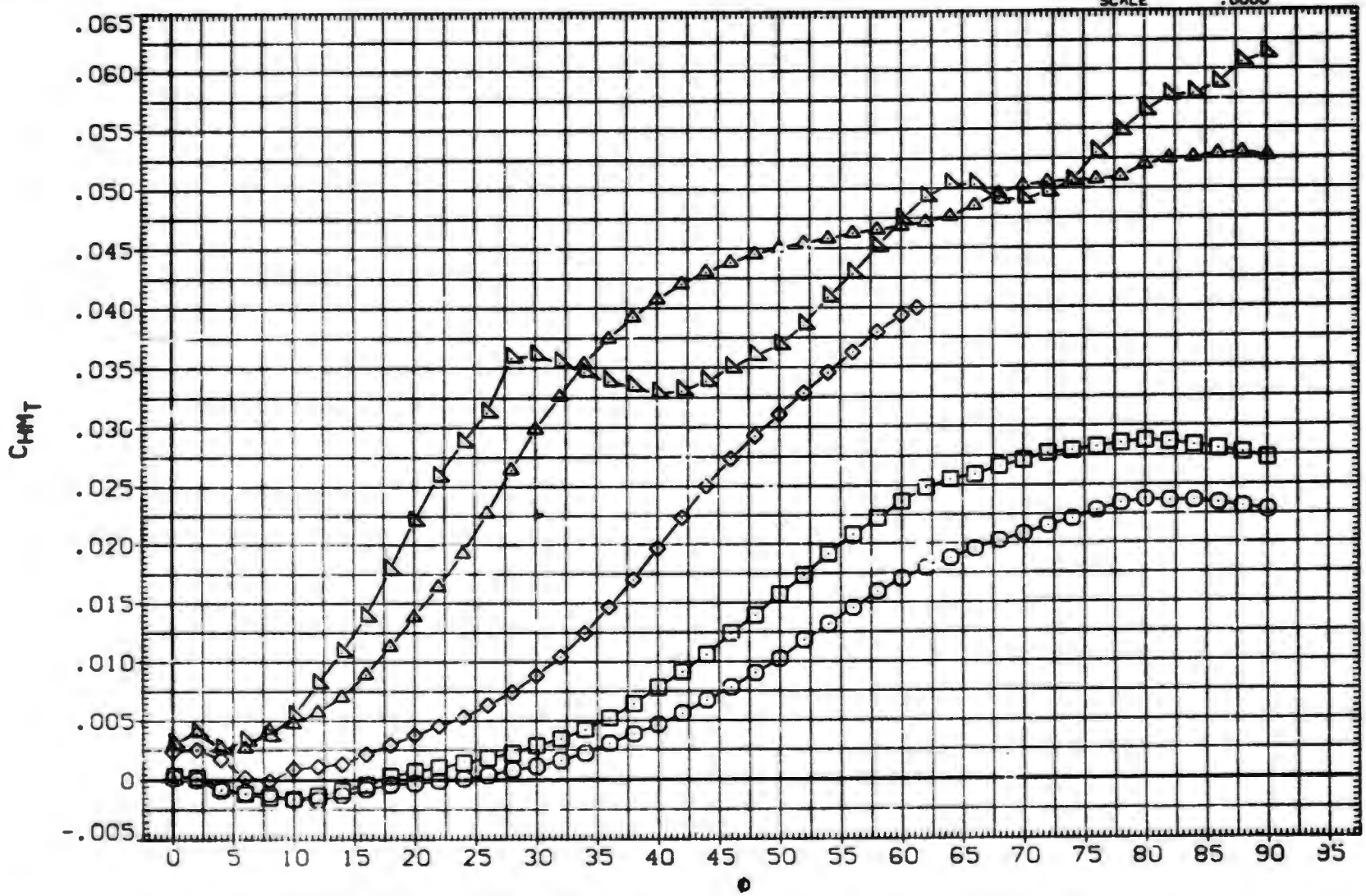

FIN AERODYNAMIC CHARACTERISTICS AS A FUNCTION OF ROLL ANGLE. B1T15 (FIN 3)

(F)MACH = 2.50

DATA SET	SYMBOL	CONFIGURATION DESCRIPTION	ALPHA	LAMBDA	RT.CRD	SEMSPN
(3XABUG)	○	AEDC TF 368 BODY-TAIL. BIT15 (TAIL FIN T3)	25.000	.500	4.996	1.875
(BXABUH)	□	AEDC TF 368 BODY-TAIL. BIT15 (TAIL FIN T3)	30.000	.500	4.996	1.875
(BXABUI)	◇	AEDC TF 368 BODY-TAIL. BIT15 (TAIL FIN T3)	35.000	.500	4.996	1.875
(BXABUJ)	△	AEDC TF 368 BODY-TAIL. BIT15 (TAIL FIN T3)	40.000	.500	4.996	1.875
(BXABUK)	◺	AEDC TF 368 BODY-TAIL. BIT15 (TAIL FIN T3)	45.000	.500	4.996	1.875

REFERENCE INFORMATION		
SREF	7.0240	SQ.IN.
LREF	4.9960	IN.
BREF	1.8750	IN.
XMRP	.5500	IN.
YMRP	.0000	IN.
ZMRP	.0000	IN.
SCALE	.0000	

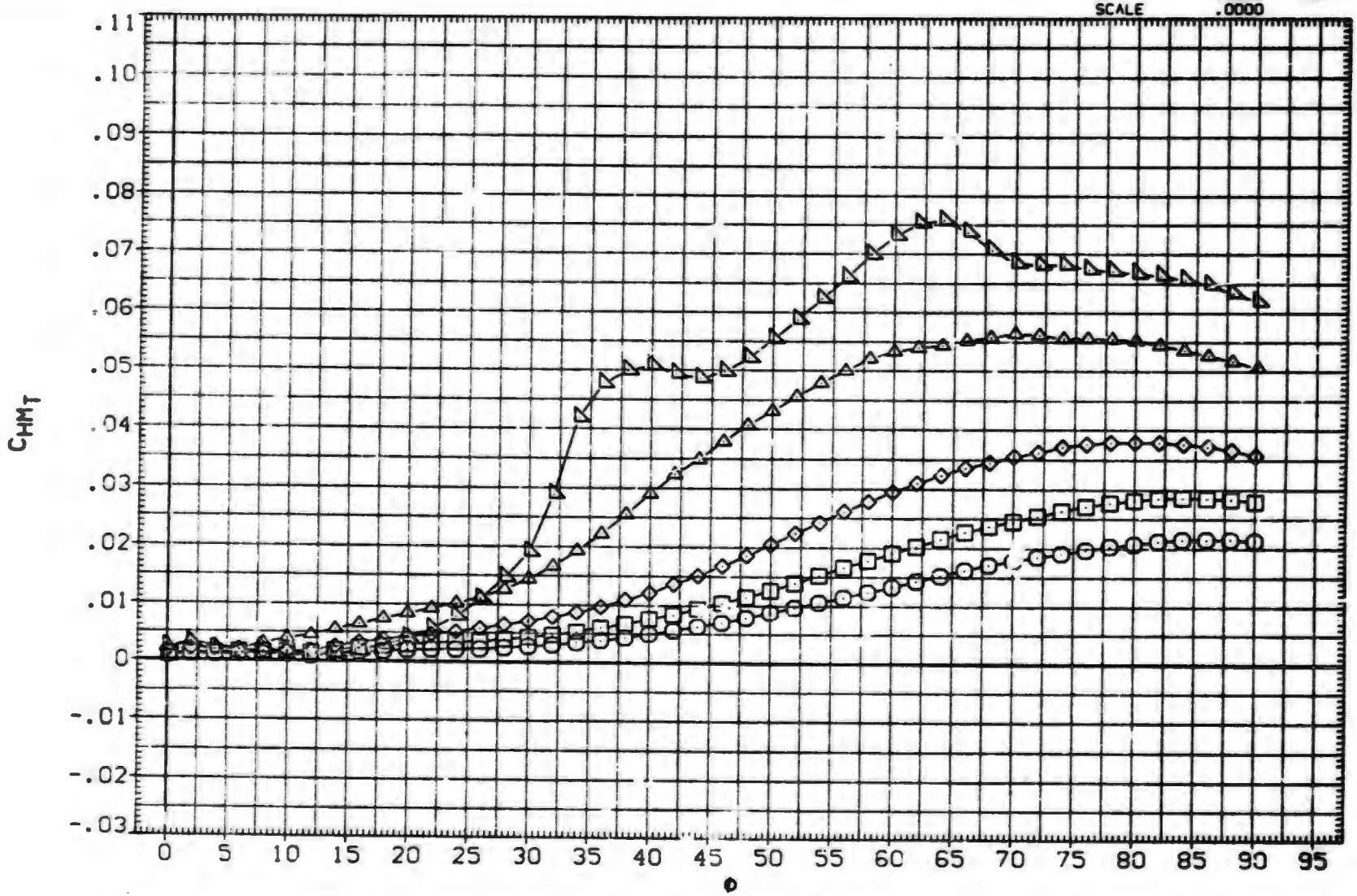

FIN AERODYNAMIC CHARACTERISTICS AS A FUNCTION OF ROLL ANGLE. BIT15 (FIN 3)

(G)MACH = 3.C1

DATA SET	SYMBOL	CONFIGURATION DESCRIPTION
(BXNBUJ)	○	AEDC TF 368 BODY-TAIL, BIT15 (TAIL FIN T3)
(BXNBUP)	□	AEDC TF 368 BODY-TAIL, BIT15 (TAIL FIN T3)
(BXNBUJ)	◇	AEDC TF 368 BODY-TAIL, BIT15 (TAIL FIN T3)
(BXNBUJ)	△	AEDC TF 368 BODY-TAIL, BIT15 (TAIL FIN T3)
(BXNBUK)	◺	AEDC TF 368 BODY-TAIL, BIT15 (TAIL FIN T3)

ALPHA	LAMBDA	RT.CRD	SEMSPN
25.000	.500	4.996	1.875
30.000	.500	4.996	1.875
35.000	.500	4.996	1.875
40.000	.500	4.996	1.875
45.000	.500	4.996	1.875

REFERENCE INFORMATION

SREF	7.0240	SQ.IN.
LREF	4.9960	IN.
BREF	1.8750	IN.
XMRP	.5500	IN.
YMRP	.0000	IN.
ZMRP	.0000	IN.
SCALE	.0000	

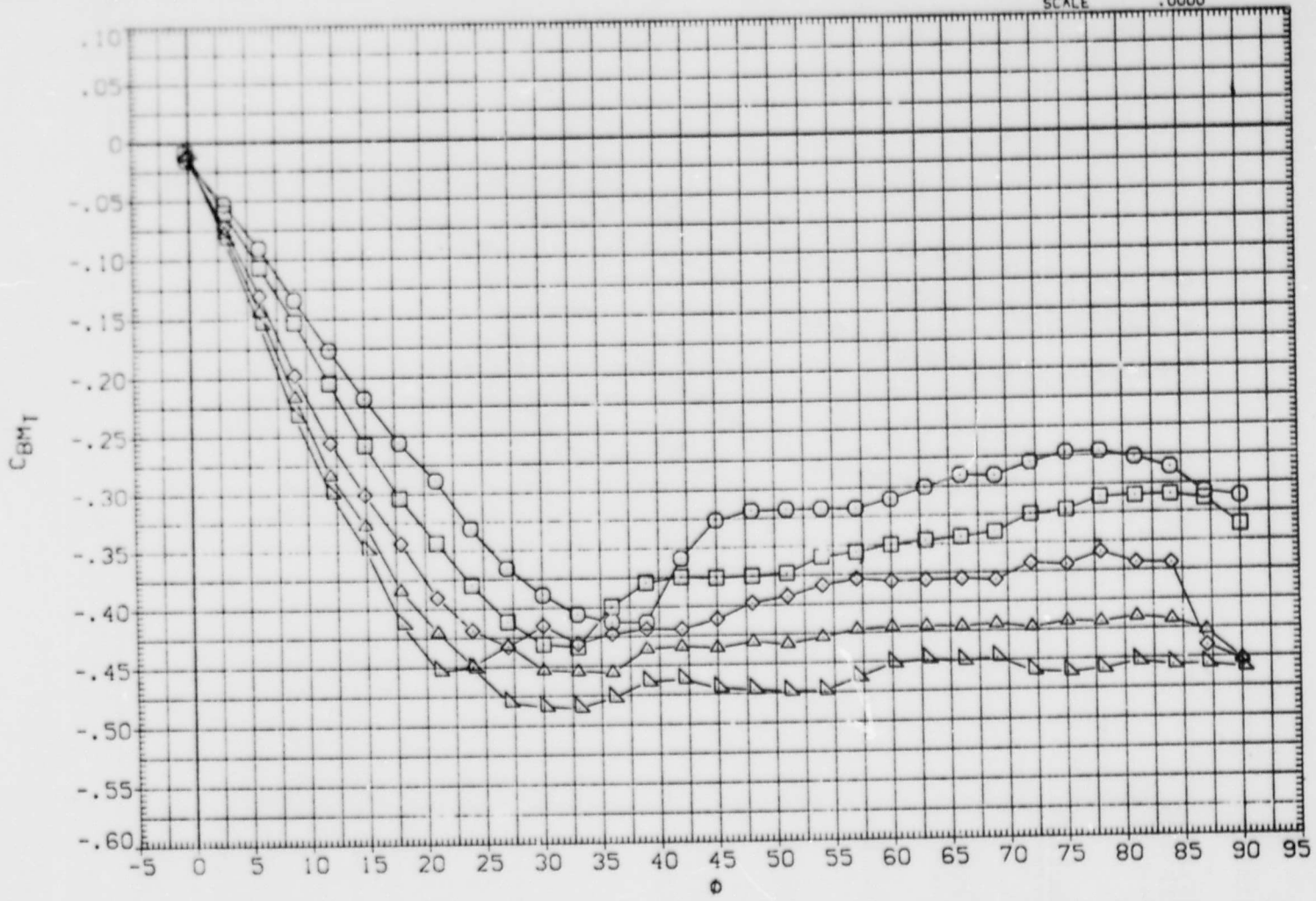

FIN AERODYNAMIC CHARACTERISTICS AS A FUNCTION OF ROLL ANGLE, BIT15 (FIN 3)

(A)MACH = .80

DATA SET	SYMBOL	CONFIGURATION DESCRIPTION	ALPHA	LAMBDA	RT.CRD	SEMSPN
(BXABUG)	○	AEDC TF 368 BODY-TAIL. BITIS (TAIL FIN T3)	25.000	.500	4.996	1.875
(BXABUH)	□	AEDC TF 368 BODY-TAIL. BITIS (TAIL FIN T3)	30.000	.500	4.996	1.875
(BXABUI)	◇	AEDC TF 368 BODY-TAIL. BITIS (TAIL FIN T3)	35.000	.500	4.996	1.875
(BXABUJ)	△	AEDC TF 368 BODY-TAIL. BITIS (TAIL FIN T3)	40.000	.500	4.996	1.875
(BXABUK)	◺	AEDC TF 368 BODY-TAIL. BITIS (TAIL FIN T3)	45.000	.500	4.996	1.875

REFERENCE INFORMATION

SREF	7.0240	SQ.IN.
LREF	4.9960	IN.
BREF	1.8750	IN.
XMRP	.5500	IN.
YMRP	.0000	IN.
ZMRP	.0000	IN.
SCALE	.0000	

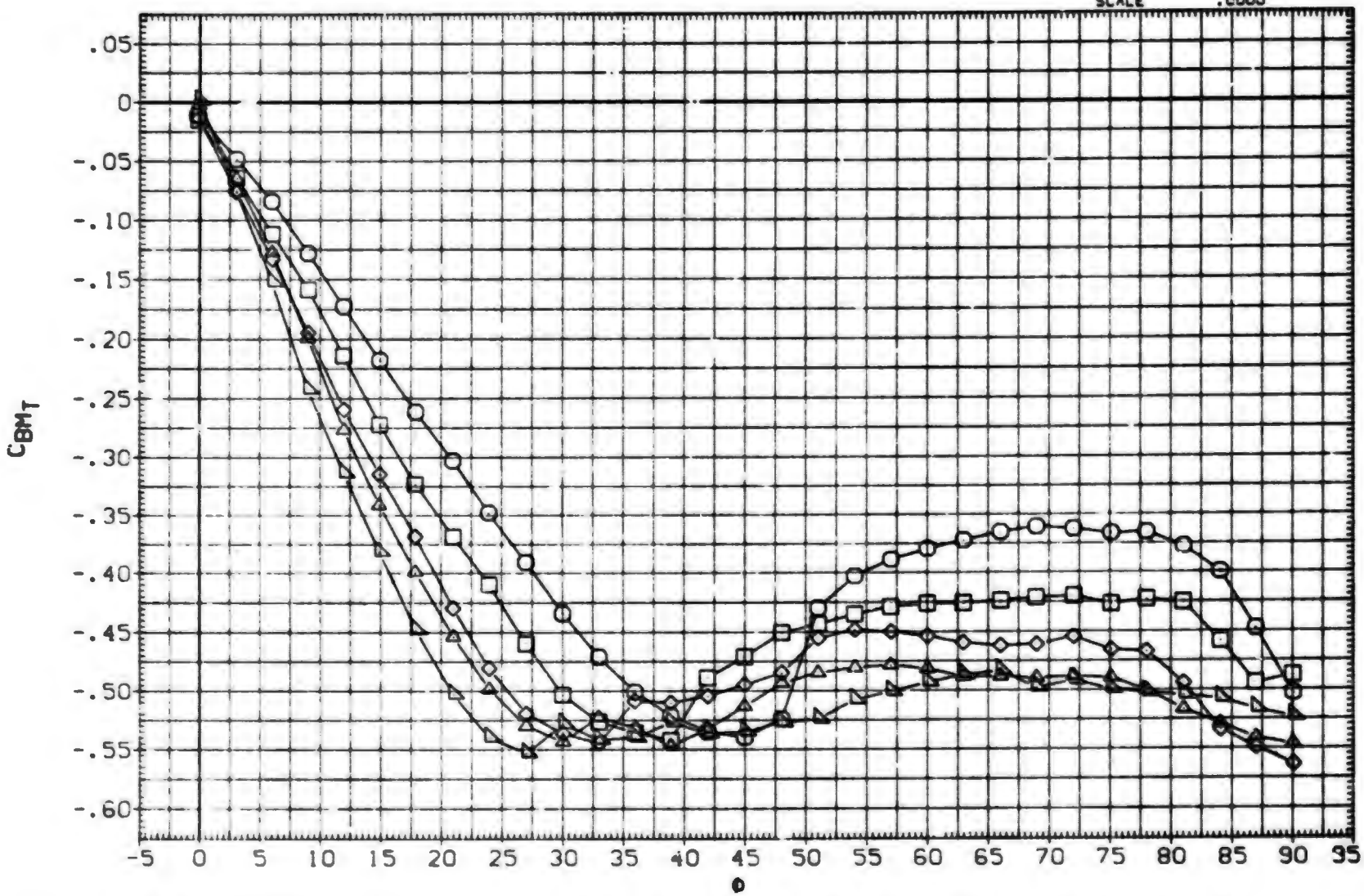

FIN AERODYNAMIC CHARACTERISTICS AS A FUNCTION OF ROLL ANGLE. BITIS (FIN 3)

(B)MACH = 1.00

DATA SET	SYMBOL	CONFIGURATION DESCRIPTION	ALPHA	LAMBDA	RT.CRD	SEMSPN
(BXABUG)	○	AEDC TF 368 BODY-TAIL. BIT15 (TAIL FIN T3)	25.000	.500	4.996	1.875
(BXABUH)	□	AEDC TF 368 BODY-TAIL. BIT15 (TAIL FIN T3)	30.000	.500	4.996	1.875
(BXABUI)	◇	AEDC TF 368 BODY-TAIL. BIT15 (TAIL FIN T3)	35.000	.500	4.996	1.875
(BXABUJ)	△	AEDC TF 368 BODY-TAIL. BIT15 (TAIL FIN T3)	40.000	.500	4.996	1.875
(BXABUK)	◺	AEDC TF 368 BODY-TAIL. BIT15 (TAIL FIN T3)	45.000	.500	4.996	1.875

REFERENCE INFORMATION

SREF	7.0240	SQ.IN.
LREF	4.9960	IN.
BREF	1.8750	IN.
XMRP	.5500	IN.
YMRP	.0000	IN.
ZMRP	.0000	IN.
SCALE	.0000	

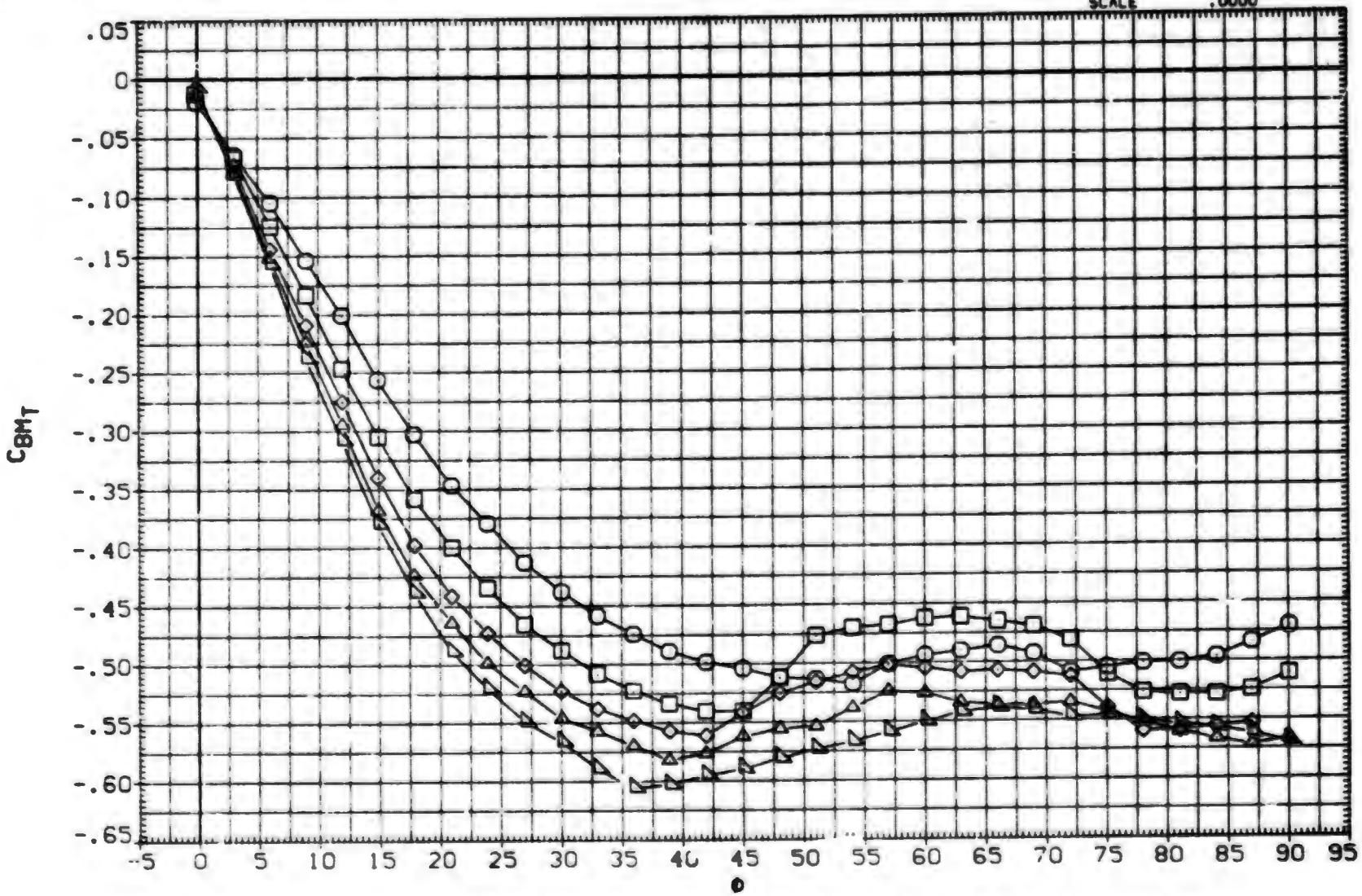

FIN AERODYNAMIC CHARACTERISTICS AS A FUNCTION OF ROLL ANGLE. BIT15 (FIN 3)

(C)MACH = 1.20

DATA SET	SYMBOL	CONFIGURATION DESCRIPTION
(BXABUG)	○	AEDC TF 368 BODY-TAIL. BITIS (TAIL FIN T3)
(BXABUH)	□	DATA NOT AVAILABLE
(BXABUI)	◇	DATA NOT AVAILABLE
(BXABUJ)	△	DATA NOT AVAILABLE
(BXABUK)	◁	DATA NOT AVAILABLE

ALPHA	LAMBDA	RT.CRD	SEMSPN
25.000	.500	4.996	1.875
30.000	.500	4.996	1.875
35.000	.500	4.996	1.875
40.000	.500	4.996	1.875
45.000	.500	4.996	1.875

REFERENCE INFORMATION		
SREF	7.0240	SQ. IN.
LREF	4.9960	IN.
BREF	1.8750	IN.
XMRP	.5500	IN.
YMRP	.0000	IN.
ZMRP	.0000	IN.
SCALE	.0000	

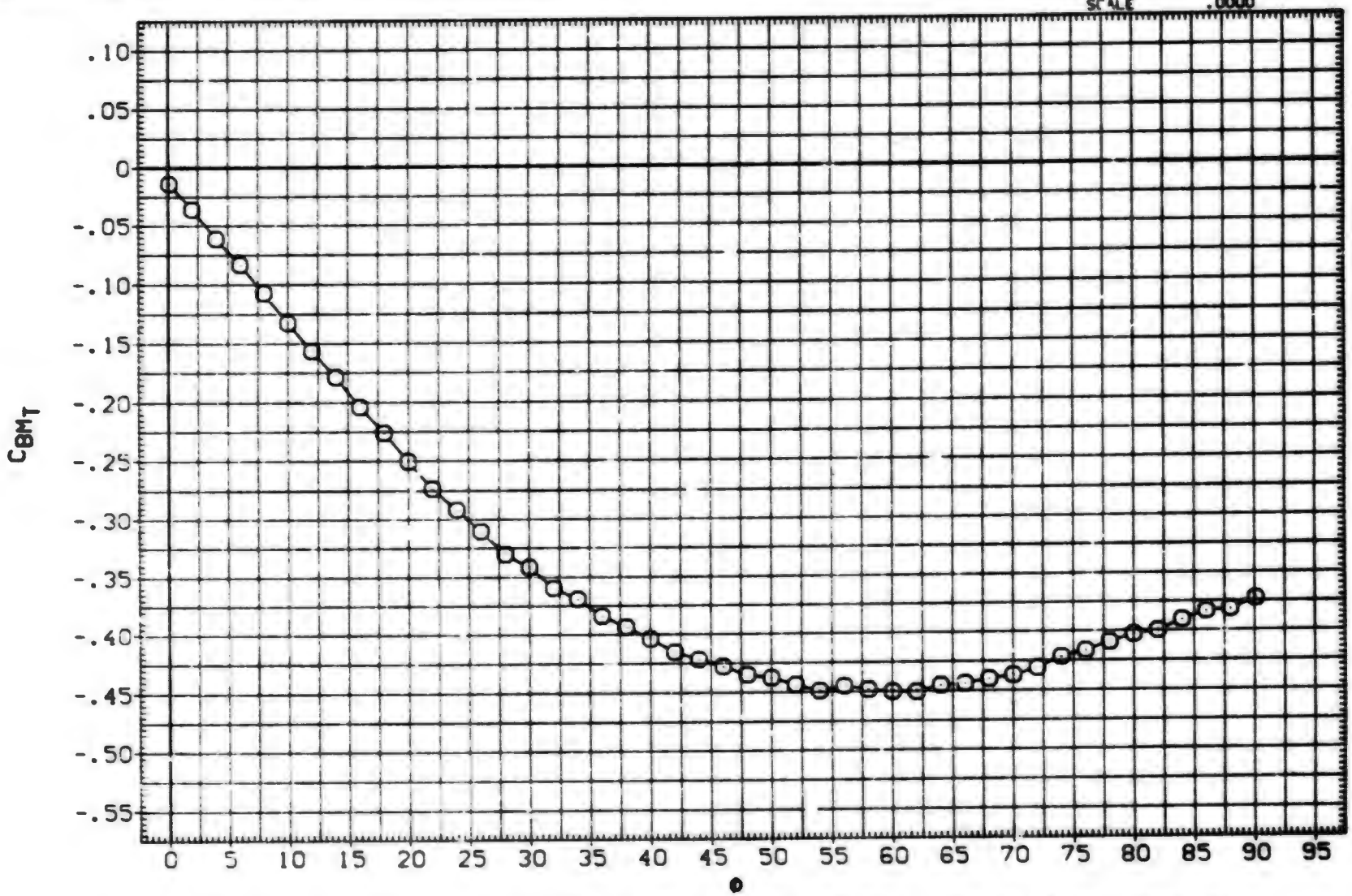

FIN AERODYNAMIC CHARACTERISTICS AS A FUNCTION OF ROLL ANGLE. BITIS (FIN 3)

(D)MACH = 1.76

DATA SET	SYMBOL	CONFIGURATION DESCRIPTION	ALPHA	LAMBDA	RT.CRD	SEMSPN
(BXABUG)	○	AEDC TF 368 BODY-TAIL. BIT15 (TAIL FIN T3)	25.000	.500	4.996	1.875
(BXABUH)	□	AEDC TF 368 BODY-TAIL. BIT15 (TAIL FIN T3)	30.000	.500	4.996	1.875
(BXABUI)	◇	AEDC TF 368 BODY-TAIL. BIT15 (TAIL FIN T3)	35.000	.500	4.996	1.875
(BXABUJ)	△	AEDC TF 368 BODY-TAIL. BIT15 (TAIL FIN T3)	40.000	.500	4.996	1.875
(BXABUK)	◺	AEDC TF 368 BODY-TAIL. BIT15 (TAIL FIN T3)	45.000	.500	4.996	1.875

REFERENCE INFORMATION

SREF	7.0240	SQ.IN.
LREF	4.9960	IN.
BREF	1.8750	IN.
XMRP	.5500	IN.
YMRP	.0000	IN.
ZMRP	.0000	IN.
SCALE	.0000	

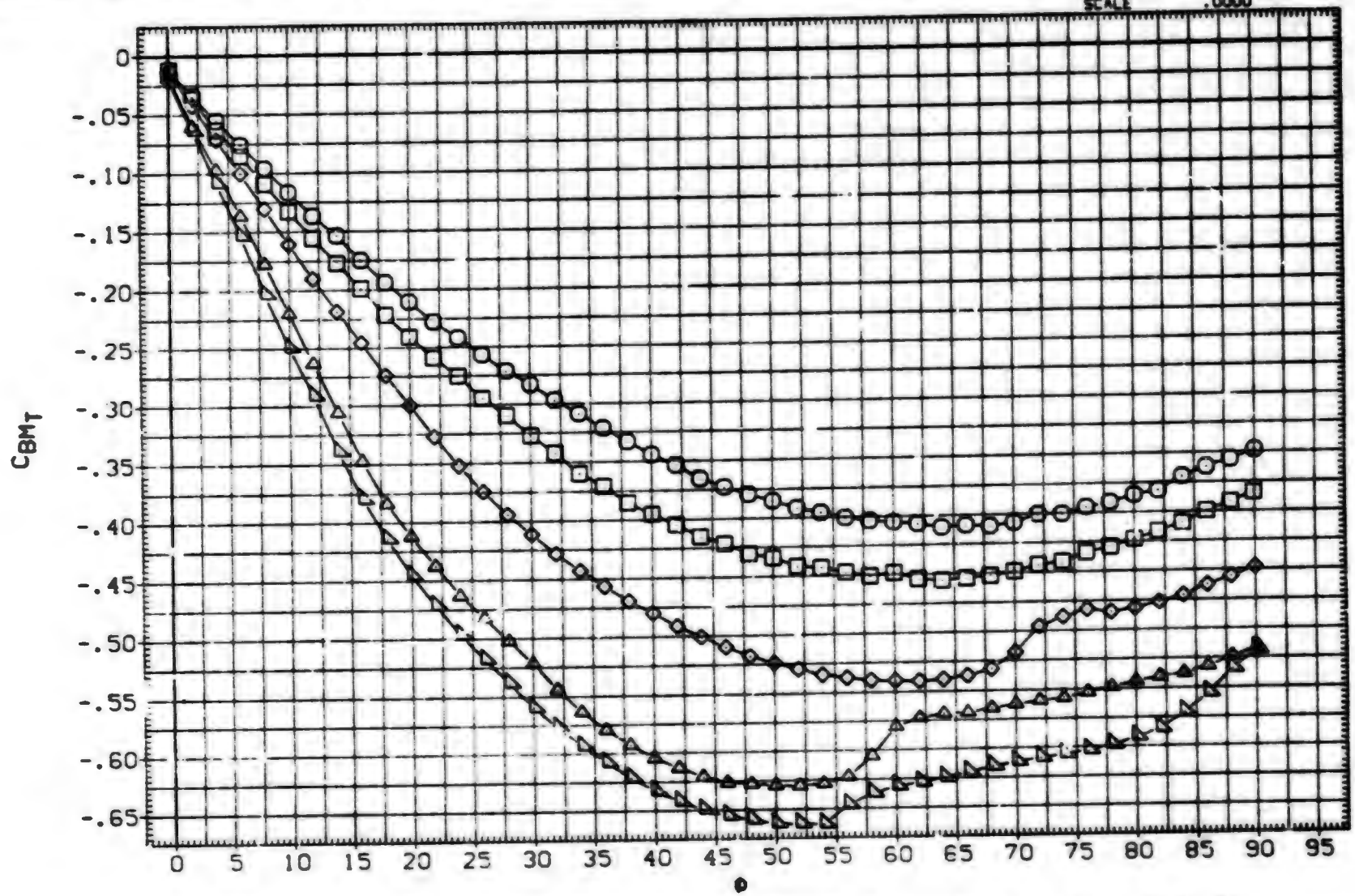

FIN AERODYNAMIC CHARACTERISTICS AS A FUNCTION OF ROLL ANGLE. BIT15 (FIN 3)

(E)MACH = 2.00

DATA SET	SYMBOL	CONFIGURATION DESCRIPTION	ALPHA	LAMBDA	PT.CPD	SEMSPN
(BXABUG)	○	AEDC TF 368 BODY-TAIL. BIT15 (TAIL FIN T3)	25.000	.500	4.996	1.875
(BXABUH)	□	AEDC TF 368 BODY-TAIL. BIT15 (TAIL FIN T3)	30.000	.500	4.996	1.875
(BXABUI)	◇	AEDC TF 368 BODY-TAIL. BIT15 (TAIL FIN T3)	35.000	.500	4.996	1.875
(BXABUJ)	△	AEDC TF 368 BODY-TAIL. BIT15 (TAIL FIN T3)	40.000	.500	4.996	1.875
(BXABUK)	◺	AEDC TF 368 BODY-TAIL. BIT15 (TAIL FIN T3)	45.000	.500	4.996	1.875

REFERENCE INFORMATION

SREF	7.0240	SQ.IN.
LREF	4.9960	IN.
BREF	1.8750	IN.
XMRP	.5500	IN.
YMRP	.0000	IN.
ZMRP	.0000	IN.
SCALE	.0000	

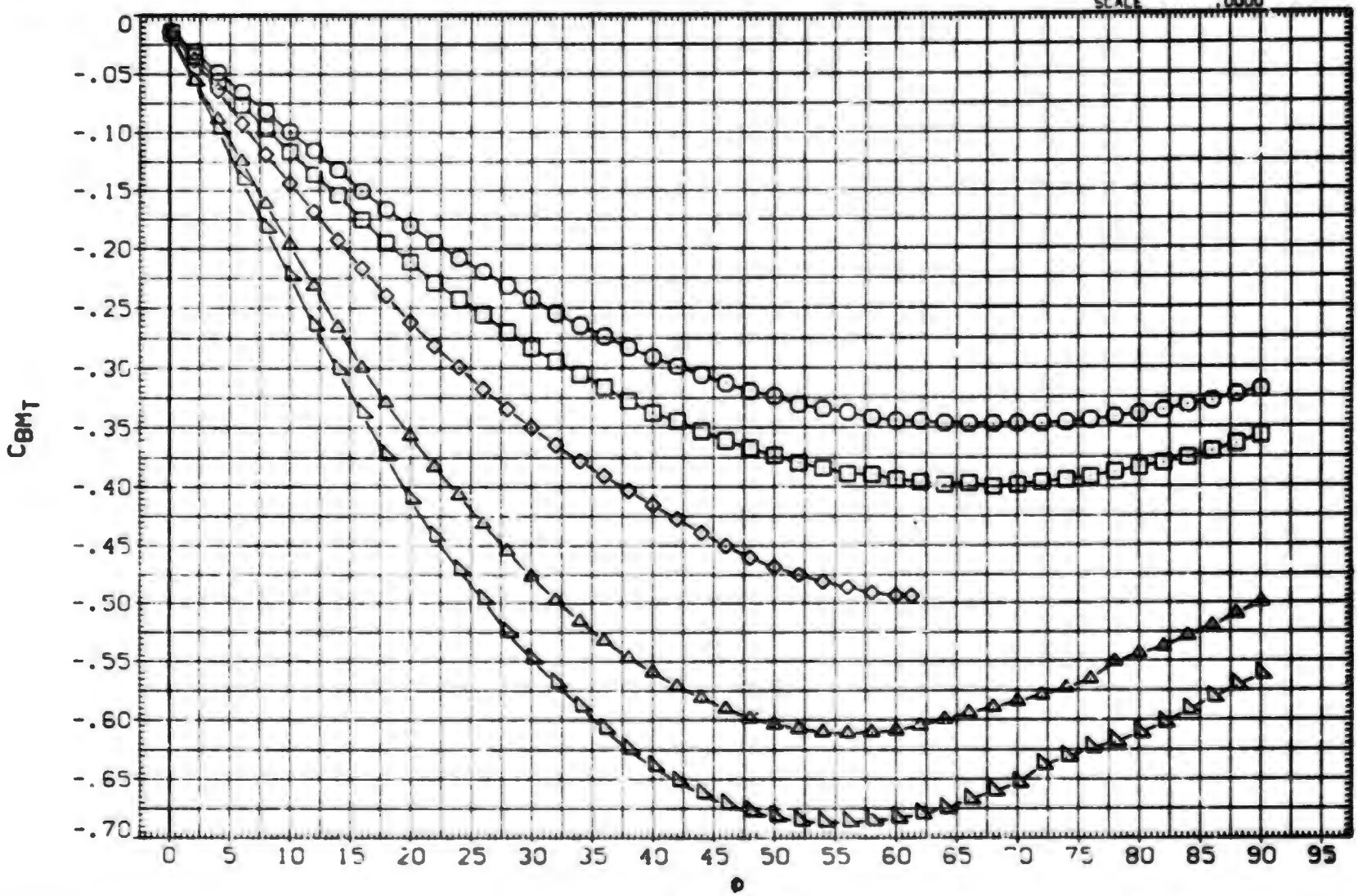

FIN AERODYNAMIC CHARACTERISTICS AS A FUNCTION OF ROLL ANGLE. BIT15 (FIN 3)

(F)MACH = 2.50

DATA SET	SYMBOL	CONFIGURATION DESCRIPTION	ALPHA	LAMBDA	RT.CRD	SEMSPN
(BXABUG)	○	AEDC TF 368 BODY-TAIL. BITIS (TAIL FIN T3)	25.000	.500	4.996	1.875
(BXABUH)	□	AEDC TF 368 BODY-TAIL. BITIS (TAIL FIN T3)	30.000	.500	4.996	1.875
(BXABUI)	◇	AEDC TF 368 BODY-TAIL. BITIS (TAIL FIN T3)	35.000	.500	4.996	1.875
(BXABUJ)	△	AEDC TF 368 BODY-TAIL. BITIS (TAIL FIN T3)	40.000	.500	4.996	1.875
(BXABUK)	▷	AEDC TF 368 BODY-TAIL. BITIS (TAIL FIN T3)	45.000	.500	4.996	1.875

REFERENCE INFORMATION

SREF	7.0240	SQ.IN.
LREF	4.9960	IN.
BREF	1.8750	IN.
XMRP	.5500	IN.
YMRP	.0000	IN.
ZMRP	.0000	IN.
SCALE	.0000	

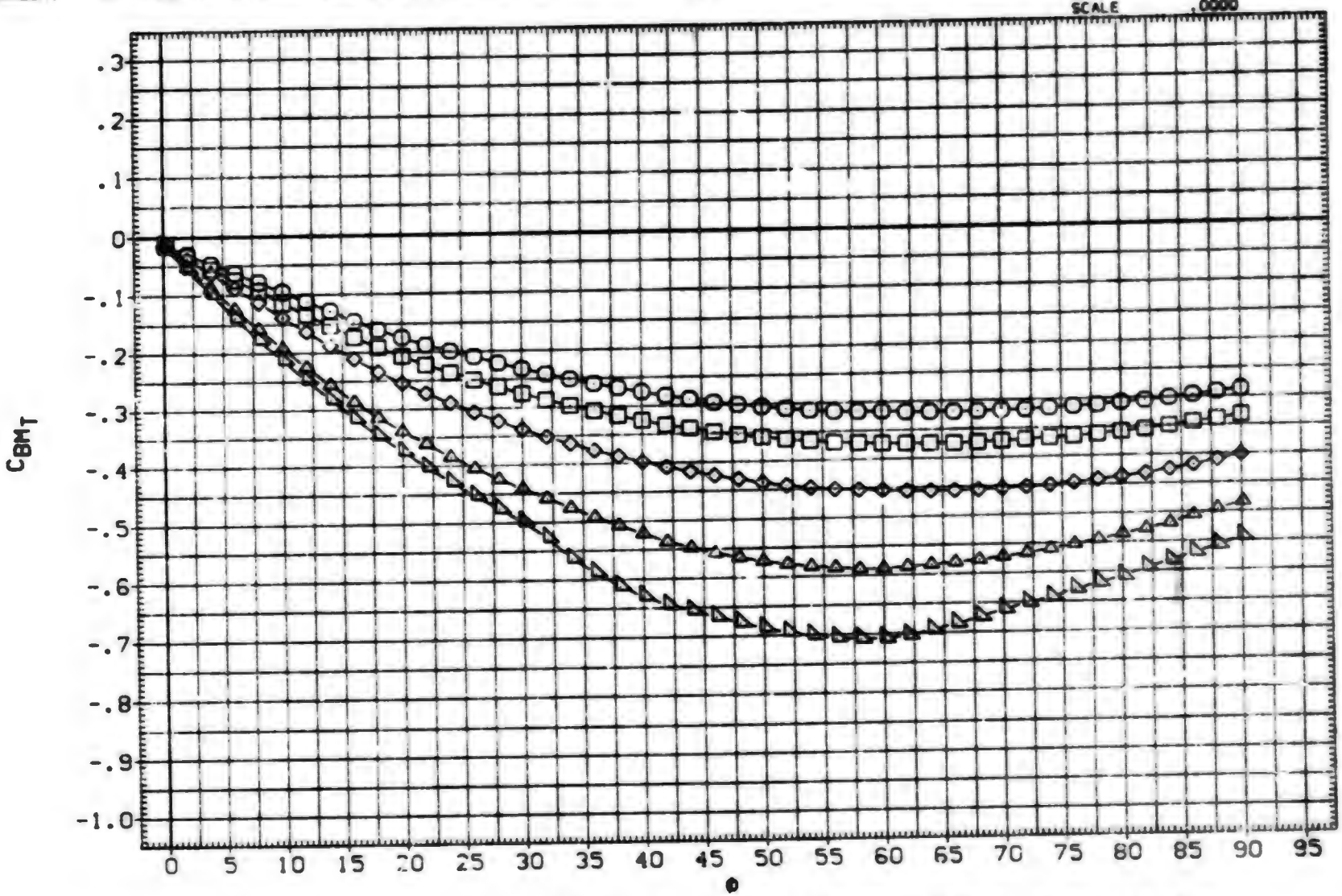

FIN AERODYNAMIC CHARACTERISTICS AS A FUNCTION OF ROLL ANGLE. BITIS (FIN 3

(G)MACH = 3.01

DATA SET	SYMBOL	CONFIGURATION DESCRIPTION	ALPHA	LAMBDA	RT.CRD	SEMSPN
(BXABUG)	○	AEDC TF 368 BODY-TAIL. BITIS (TAIL FIN T3)	25.000	.500	4.996	1.875
(BXABUH)	□	AEDC TF 368 BODY-TAIL. BITIS (TAIL FIN T3)	30.000	.500	4.996	1.875
(BXABUI)	◇	AEDC TF 368 BODY-TAIL. BITIS (TAIL FIN T3)	35.000	.500	4.996	1.875
(BXABUJ)	△	AEDC TF 368 BODY-TAIL. BITIS (TAIL FIN T3)	40.000	.500	4.996	1.875
(BXABUK)	◺	AEDC TF 368 BODY-TAIL. BITIS (TAIL FIN T3)	45.000	.500	4.996	1.875

REFERENCE INFORMATION

SREF	7.0240	SQ. IN.
LREF	4.9960	IN.
BREF	1.8750	IN.
XMRP	.5500	IN.
YMRP	.0000	IN.
ZMRP	.0000	IN.
SCALE	.0000	

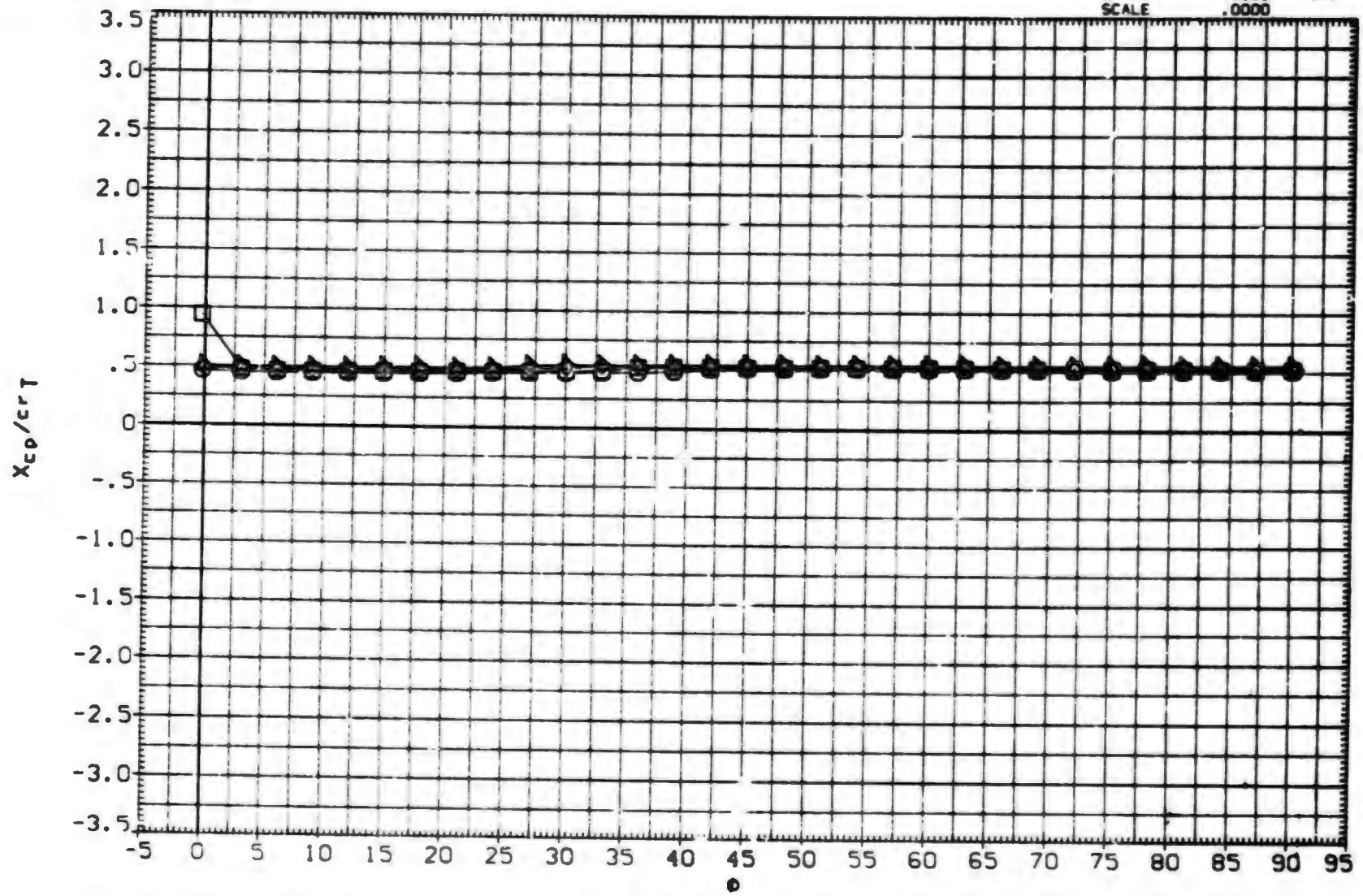

FIN AERODYNAMIC CHARACTERISTICS AS A FUNCTION OF ROLL ANGLE. BITIS (FIN 3)

(A)MACH = .80

DATA SET	SYMBOL	CONFIGURATION DESCRIPTION	ALPHA	LAMBDA	RT.CRD	SEMSPN
(BXABUG)	○	AEDC TF 368 BODY-TAIL. BITIS (TAIL FIN T3)	25.000	.500	4.996	1.875
(BXABUH)	□	AEDC TF 368 BODY-TAIL. BITIS (TAIL FIN T3)	30.000	.500	4.996	1.875
(BXABUI)	◇	AEDC TF 368 BODY-TAIL. BITIS (TAIL FIN T3)	35.000	.500	4.996	1.875
(BXABUJ)	⊿	AEDC TF 368 BODY-TAIL. BITIS (TAIL FIN T3)	40.000	.500	4.996	1.875
(BXABUK)	◺	AEDC TF 368 BODY-TAIL. BITIS (TAIL FIN T3)	45.000	.500	4.996	1.875

REFERENCE INFORMATION

SREF	7.0240	SQ.IN.
LREF	4.9960	IN.
BREF	1.8750	IN.
XMRP	.5500	IN.
YMRP	.0000	IN.
ZMRP	.0000	IN.
SCALE	.0000	

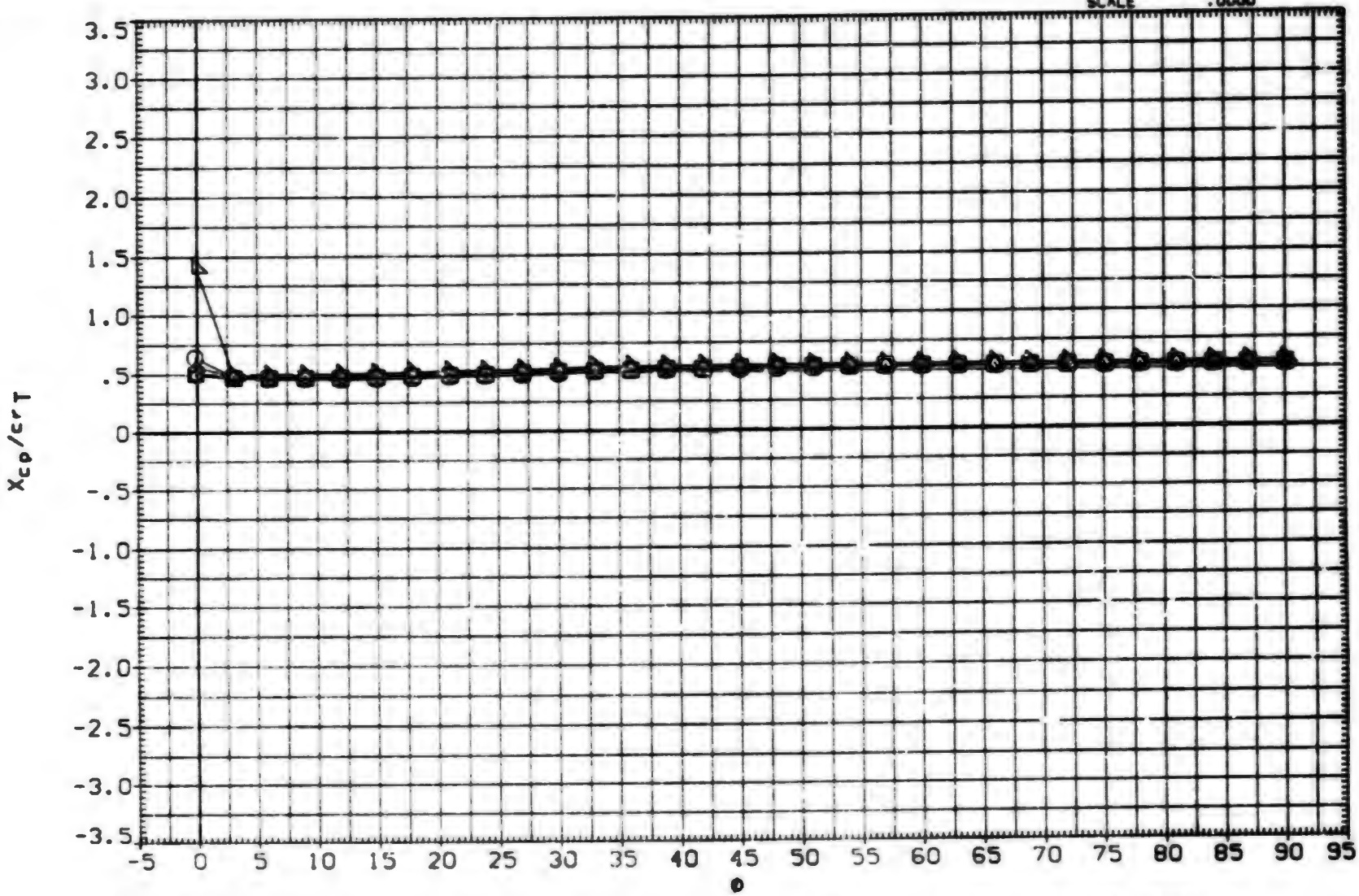

FIN AERODYNAMIC CHARACTERISTICS AS A FUNCTION OF ROLL ANGLE. BITIS (FIN 3)

(B)MACH = 1.00

DATA SET	SYMBOL	CONFIGURATION DESCRIPTION	ALPHA	LAMBDA	RT.CRD	SEMSPN
(BXABUG)	○	AEDC TF 368 BODY-TAIL. BIT15 (TAIL FIN T3)	25.000	.500	4.996	1.875
(BXABUH)	□	AEDC TF 368 BODY-TAIL. BIT15 (TAIL FIN T3)	30.000	.500	4.996	1.875
(BXABUI)	◇	AEDC TF 368 BODY-TAIL. BIT15 (TAIL FIN T3)	35.000	.500	4.996	1.875
(BXABUJ)	◁	AEDC TF 368 BODY-TAIL. BIT15 (TAIL FIN T3)	40 000	.500	4.996	1.875
(BXABUK)	△	AEDC TF 368 BODY-TAIL. BIT15 (TAIL FIN T3)	45.000	.500	4.996	1.875

REFERENCE INFORMATION		
SREF	7.0240	SQ.IN.
LREF	4.9960	IN.
BREF	1.8750	IN.
XMRP	.5500	IN.
YMRP	.0000	IN.
ZMRP	.0000	IN.
SCALE	.0000	

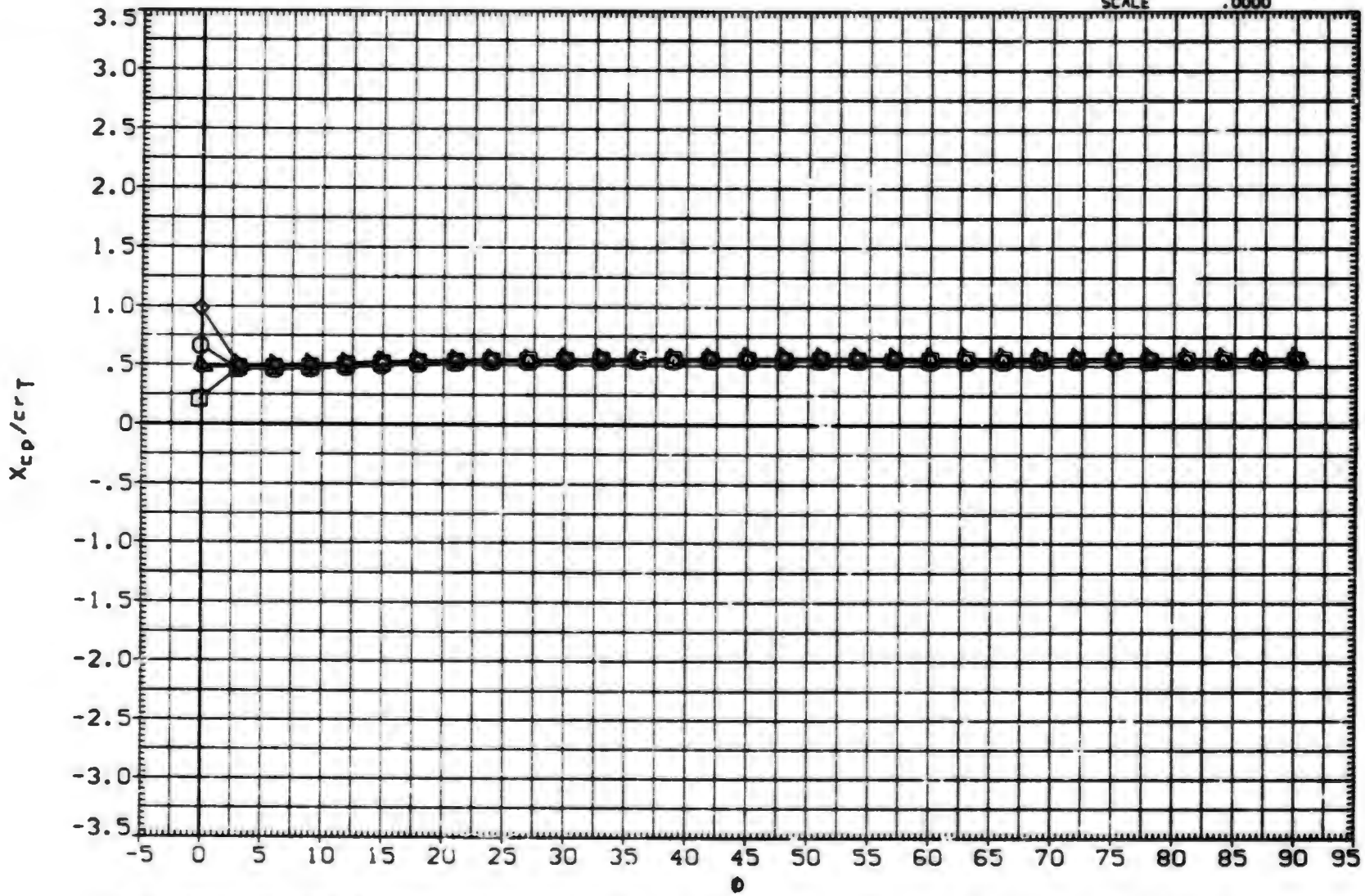

FIN AERODYNAMIC CHARACTERISTICS AS A FUNCTION OF ROLL ANGLE. BIT15 (FIN 3)

(C)MACH = 1.20

DATA SET	SYMBOL	CONFIGURATION DESCRIPTION	ALPHA	LAMBDA	RT.CRD	SEMSPN
(BXABUG)	○	AEDC TF 368 BODY-TAIL. BITIS (TAIL FIN T3)	25.000	.500	4.996	1.875
(BXABUH)	□	DATA NOT AVAILABLE	30.000	.500	4.996	1.875
(BXABUI)	◇	DATA NOT AVAILABLE	35.000	.500	4.996	1.875
(BXABUJ)	△	DATA NOT AVAILABLE	40.000	.500	4.996	1.875
(BXABUK)	◺	DATA NOT AVAILABLE	45.000	.500	4.996	1.875

REFERENCE INFORMATION		
SREF	7.0240	SQ.IN.
LREF	4.9960	IN.
BREF	1.8750	IN.
XMRP	.5500	IN.
YMRP	.0000	IN.
ZMRP	.0000	IN.
SCALE	.0000	

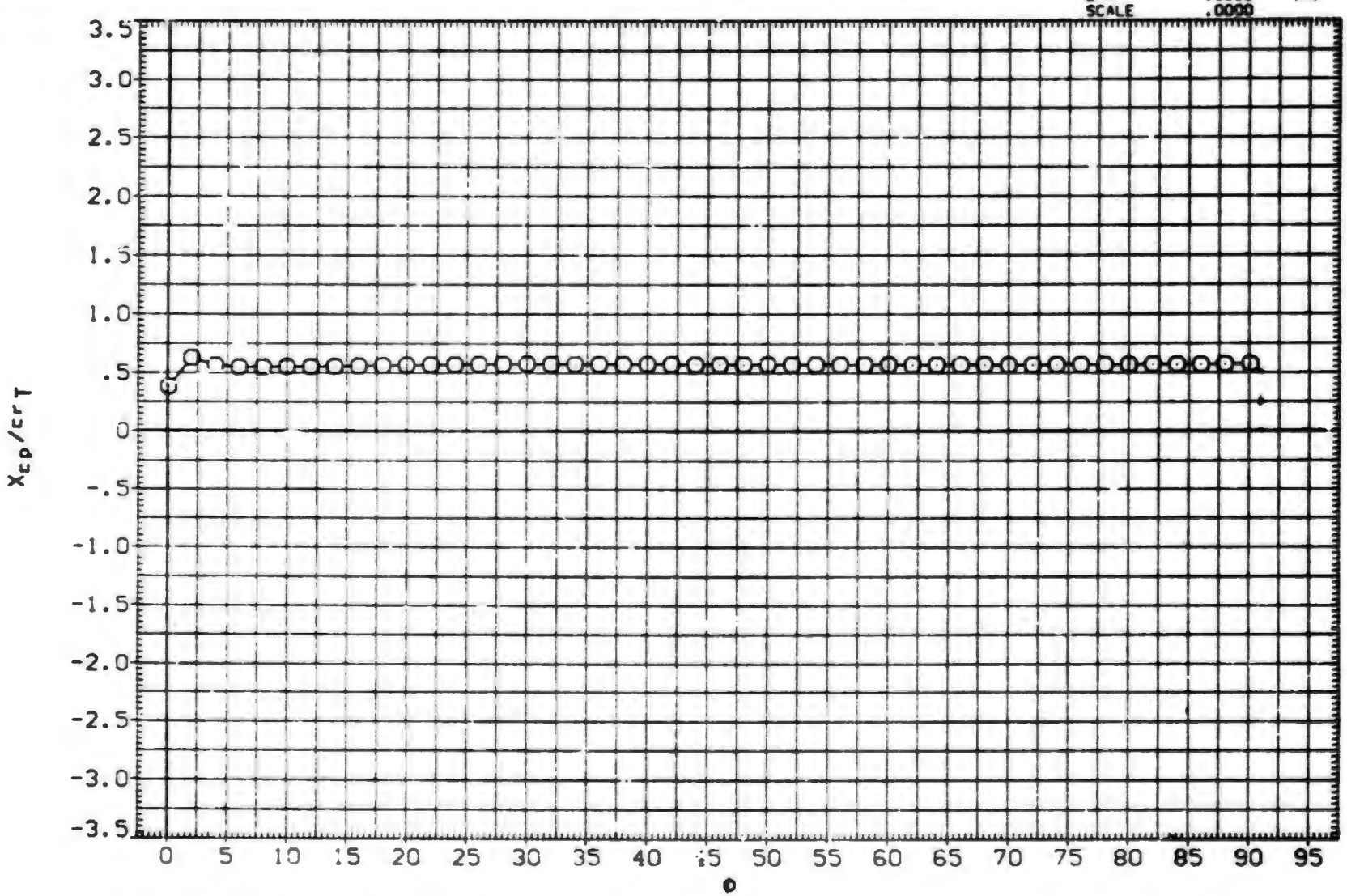

FIN AERODYNAMIC CHARACTERISTICS AS A FUNCTION OF ROLL ANGLE. BITIS (FIN 3)

(D)MACH = 1.76

DATA SET	SYMBOL	CONFIGURATION DESCRIPTION	ALPHA	LAMBDA	RT.CRD	SEMSPN
(BXABUG)	○	AEDC TF 368 BODY-TAIL. B1T15 (TAIL FIN T3)	25.000	.500	4.996	1.875
(BXABUH)	□	AEDC TF 368 BODY-TAIL. B1T15 (TAIL FIN T3)	30.000	.500	4.996	1.875
(BXABUI)	◇	AEDC TF 368 BODY-TAIL. B1T15 (TAIL FIN T3)	35.000	.500	4.996	1.875
(BXABUJ)	△	AEDC TF 368 BODY-TAIL. B1T15 (TAIL FIN T3)	40.000	.500	4.996	1.875
(BXABUK)	◺	AEDC TF 368 BODY-TAIL. B1T15 (TAIL FIN T3)	45.000	.500	4.996	1.875

REFERENCE INFORMATION

SREF	7.0240	SQ. IN.
LREF	4.9960	IN.
BREF	1.8750	IN.
XMRP	.5500	IN.
YMRP	.0000	IN.
ZMRP	.0000	IN.
SCALE	.0000	

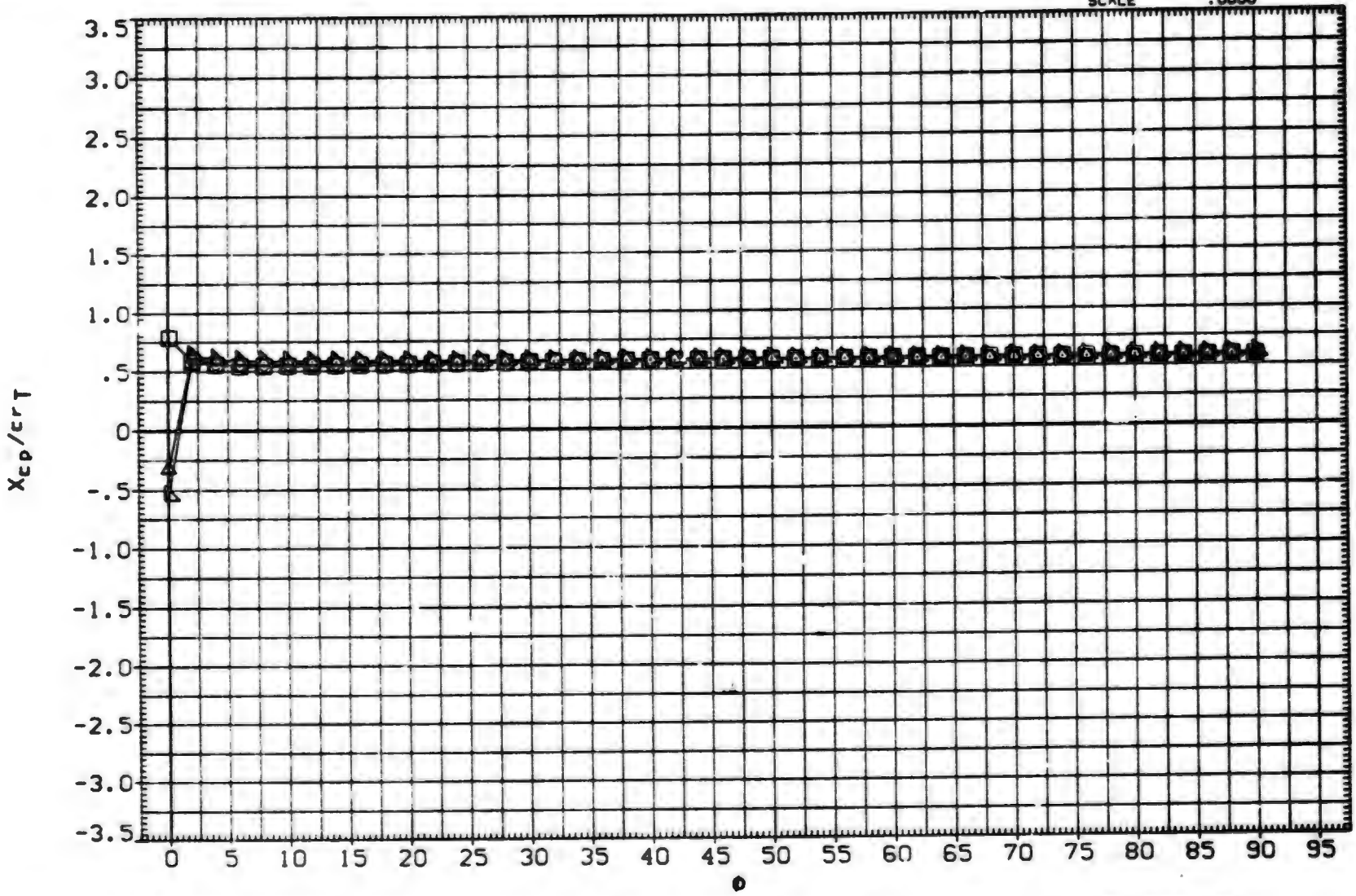

FIN AERODYNAMIC CHARACTERISTICS AS A FUNCTION OF ROLL ANGLE. B1T15 (FIN 3)

(E)MACH = 2.00

DATA SET	SYMBOL	CONFIGURATION DESCRIPTION	ALPHA	LAMBDA	RT.CRD	SEMSPN
(BXABUG)	○	AEDC TF 368 BODY-TAIL. B1T15 (TAIL FIN T3)	25.000	.500	4.996	1.875
(BXABUH)	□	AEDC TF 368 BODY-TAIL. B1T15 (TAIL FIN T3)	30.000	.500	4.996	1.875
(BXABUI)	◇	AEDC TF 368 BODY-TAIL. B1T15 (TAIL FIN T3)	35.000	.500	4.996	1.875
(BXABUJ)	△	AEDC TF 368 BODY-TAIL. B1T15 (TAIL FIN T3)	40.000	.500	4.996	1.875
(BXABUK)	◺	AEDC TF 368 BODY-TAIL. B1T15 (TAIL FIN T3)	45.000	.500	4.996	1.875

REFERENCE INFORMATION

SREF	7.0240	SQ. IN.
LREF	4.9960	IN.
BREF	1.8750	IN.
XMRP	.5500	IN.
YMRP	.0000	IN.
ZMRP	.0000	IN.
SCALE	.0000	

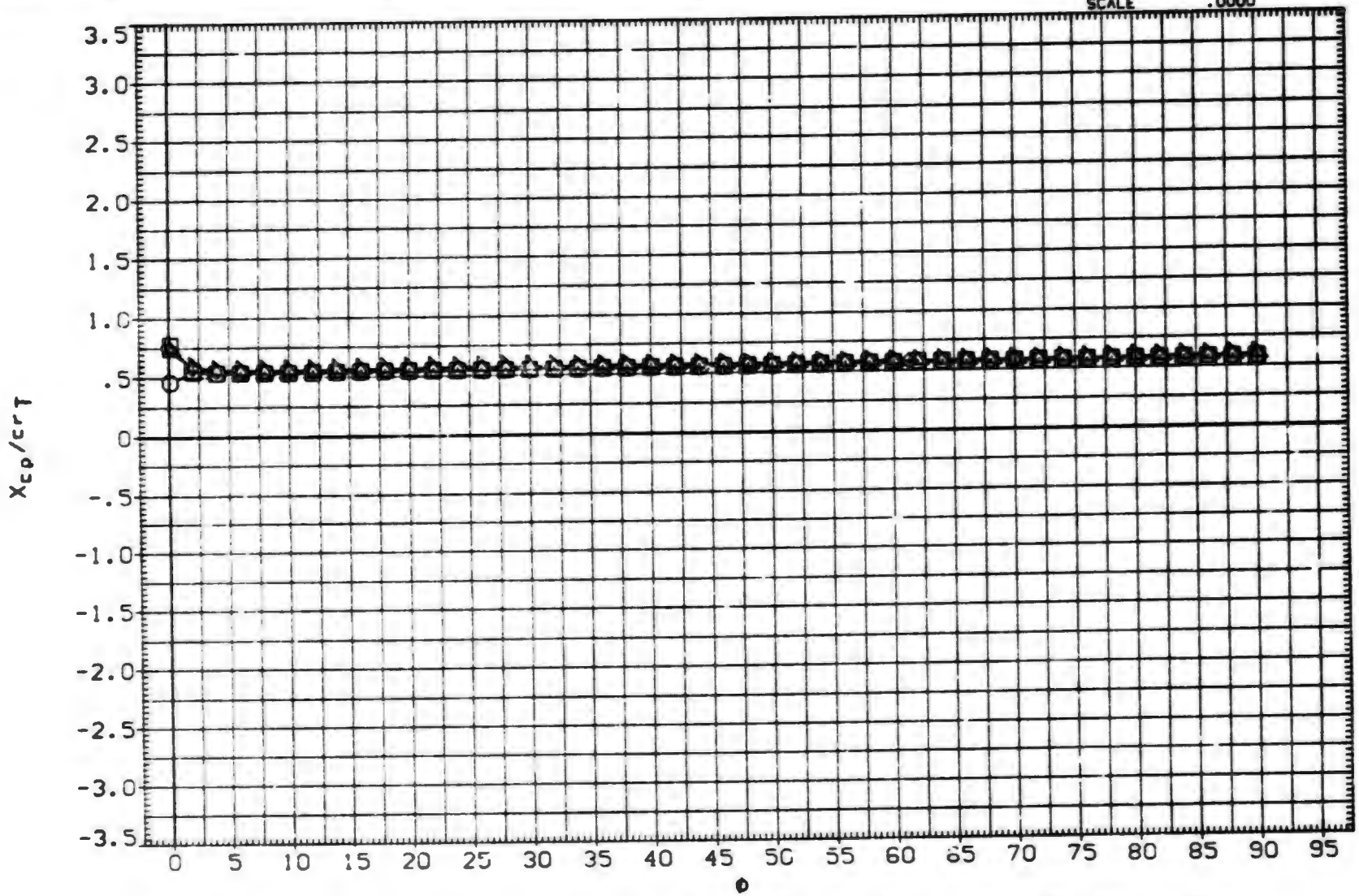

FIN AERODYNAMIC CHARACTERISTICS AS A FUNCTION OF ROLL ANGLE. B1T15 (FIN 3)

(F)MACH = 2.50

DATA SET	SYMBOL	CONFIGURATION DESCRIPTION	ALPHA	LAMBDA	RT.CRD	SEMSPN
(BXABUG)	○	AEDC TF 368 BODY-TAIL. B1T15 (TAIL FIN T3)	25.000	.500	4.996	1.875
(BXABUH)	□	AEDC TF 368 BODY-TAIL. B1T15 (TAIL FIN T3)	30.000	.500	4.996	1.875
(BXABUI)	◇	AEDC TF 368 BODY-TAIL. B1T15 (TAIL FIN T3)	35.000	.500	4.996	1.875
(BXABUJ)	△	AEDC TF 368 BODY-TAIL. B1T15 (TAIL FIN T3)	40.000	.500	4.996	1.875
(BXABUK)	◺	AEDC TF 368 BODY-TAIL. B1T15 (TAIL FIN T3)	45.000	.500	4.996	1.875

REFERENCE INFORMATION

SREF	7.0240	SQ.IN.
LREF	4.9960	IN.
BREF	1.8750	IN.
XMRP	.5500	IN.
YMRP	.0000	IN.
ZMRP	.0000	IN.
SCALE	.0000	

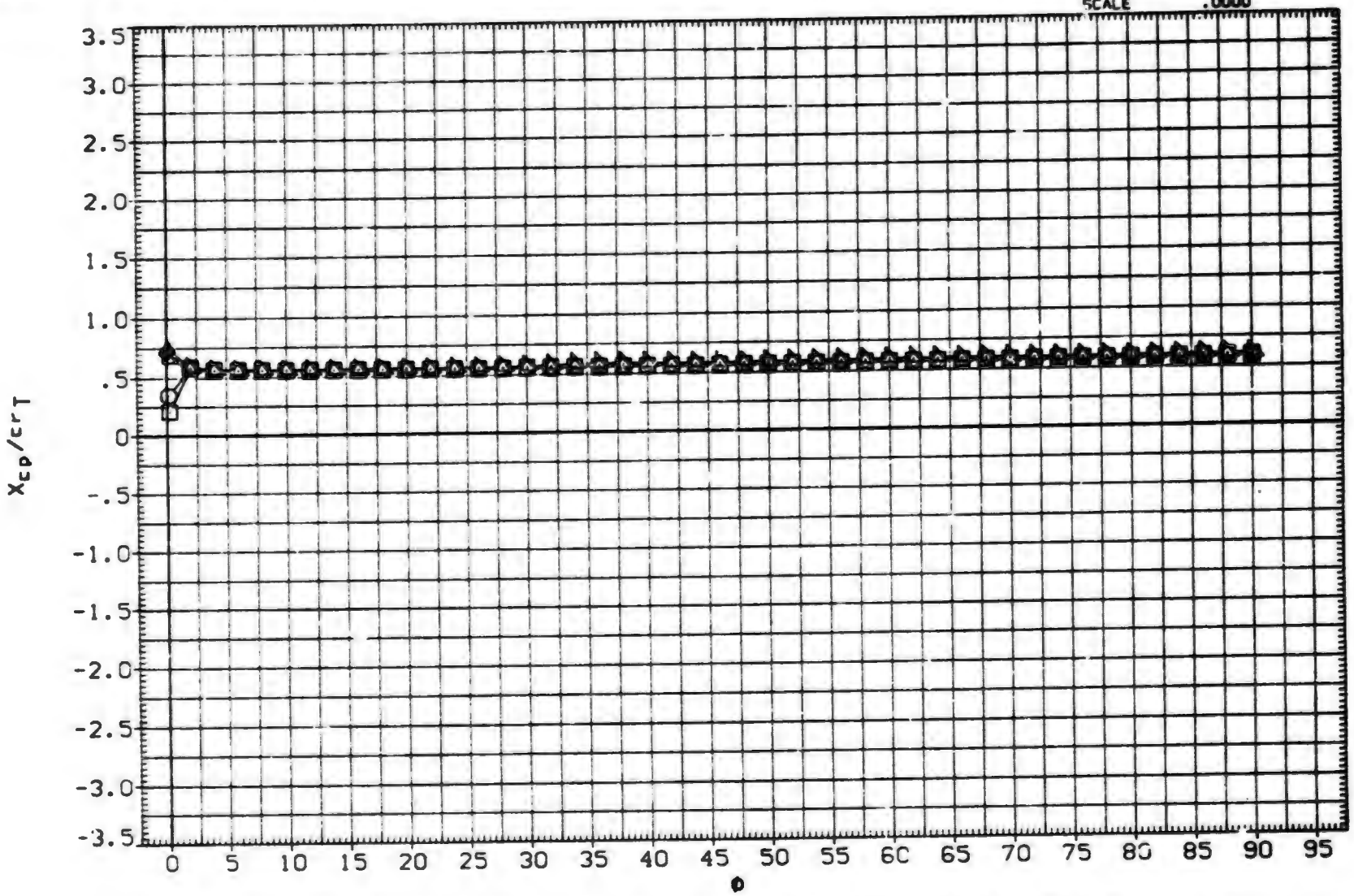

FIN AERODYNAMIC CHARACTERISTICS AS A FUNCTION OF ROLL ANGLE. B1T15 (FIN 3)

(G)MACH = 3.01

DATA SET	SYMBOL	CONFIGURATION DESCRIPTION	ALPHA	LAMBDA	RT.CRD	SEMSPN
(BXABUG)	○	AEDC TF 368 BODY-TAIL. B1T15 (TAIL FIN T3)	25.000	.500	4.996	1.875
(BXABUH)	□	AEDC TF 368 BODY-TAIL. B1T15 (TAIL FIN T3)	30.000	.500	4.996	1.875
(BXABUI)	◇	AEDC TF 368 BODY-TAIL. B1T15 (TAIL FIN T3)	35.000	.500	4.996	1.875
(BXABUJ)	△	AEDC TF 368 BODY-TAIL. B1T15 (TAIL FIN T3)	40.000	.500	4.996	1.875
(BXABUK)	◺	AEDC TF 368 BODY-TAIL. B1T15 (TAIL FIN T3)	45.000	.500	4.996	1.875

REFERENCE INFORMATION

SREF	7.0240	SQ.IN.
LREF	4.9960	IN.
BREF	1.8750	IN.
XMRP	.5500	IN.
YMRP	.0000	IN.
ZMRP	.0000	IN.
SCALE	.0000	

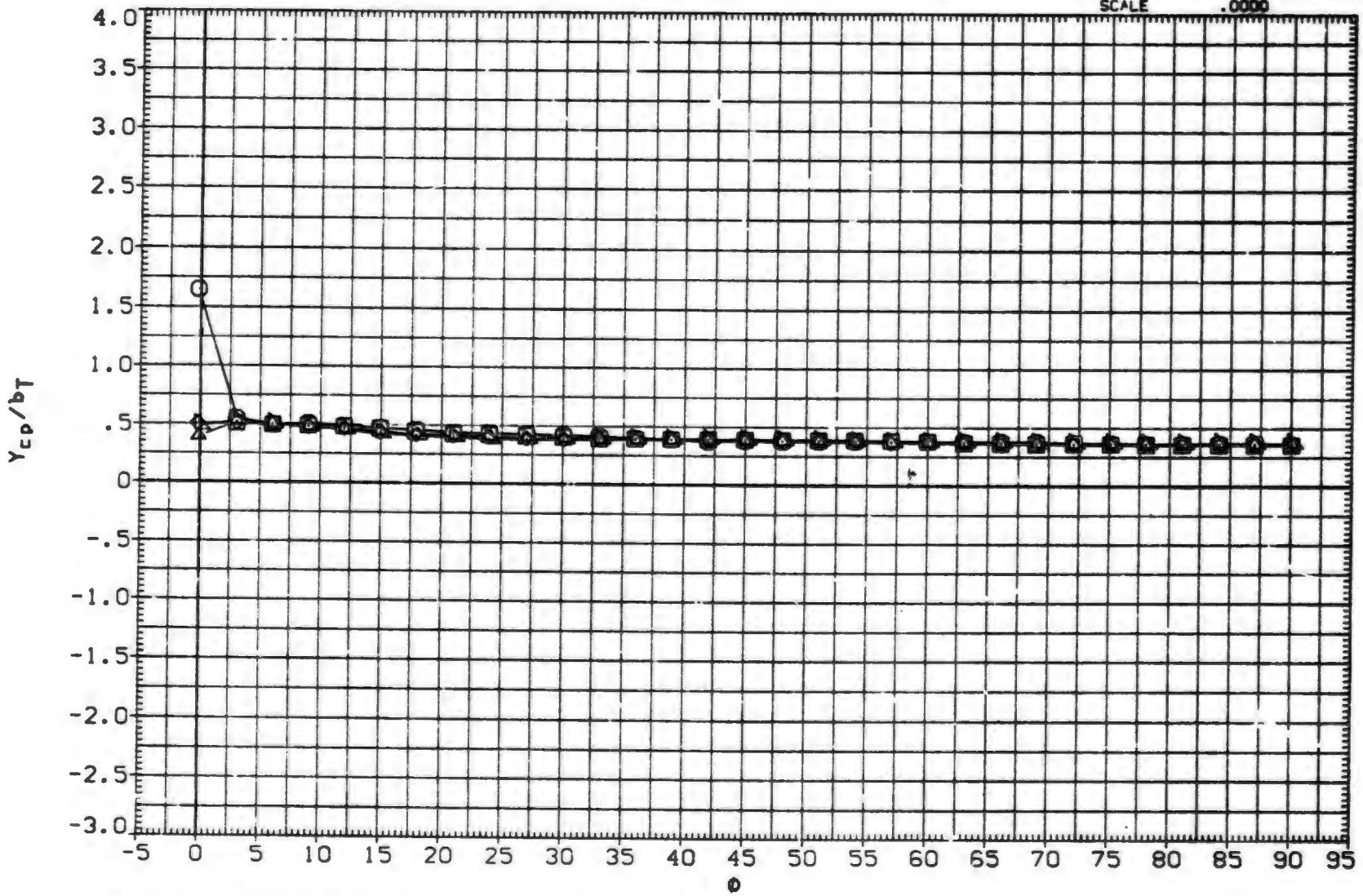

FIN AERODYNAMIC CHARACTERISTICS AS A FUNCTION OF ROLL ANGLE. B1T15 (FIN 3)

(A)MACH = .80

DATA SET	SYMBOL	CONFIGURATION DESCRIPTION	ALPHA	LAMBDA	RT.CRD	SEMSPN
(BXABUG)	○	AEDC TF 368 BODY-TAIL. B1T15 (TAIL FIN T3)	25.000	.500	4.996	1.875
(BXABUH)	□	AEDC TF 368 BODY-TAIL. B1T15 (TAIL FIN T3)	30.000	.500	4.996	1.875
(BXABUI)	◇	AEDC TF 368 BODY-TAIL. B1T15 (TAIL FIN T3)	35.000	.500	4.996	1.875
(BXABUJ)	⊿	AEDC TF 368 BODY-TAIL. B1T15 (TAIL FIN T3)	40.000	.500	4.996	1.875
(BXABUK)	△	AEDC TF 368 BODY-TAIL. B1T15 (TAIL FIN T3)	45.000	.500	4.996	1.875

REFERENCE INFORMATION		
SREF	7.0240	SQ.IN.
LREF	4.9960	IN.
BREF	1.8750	IN.
XMRP	.5500	IN.
YMRP	.0000	IN.
ZMRP	.0000	IN.
SCALE	.0000	

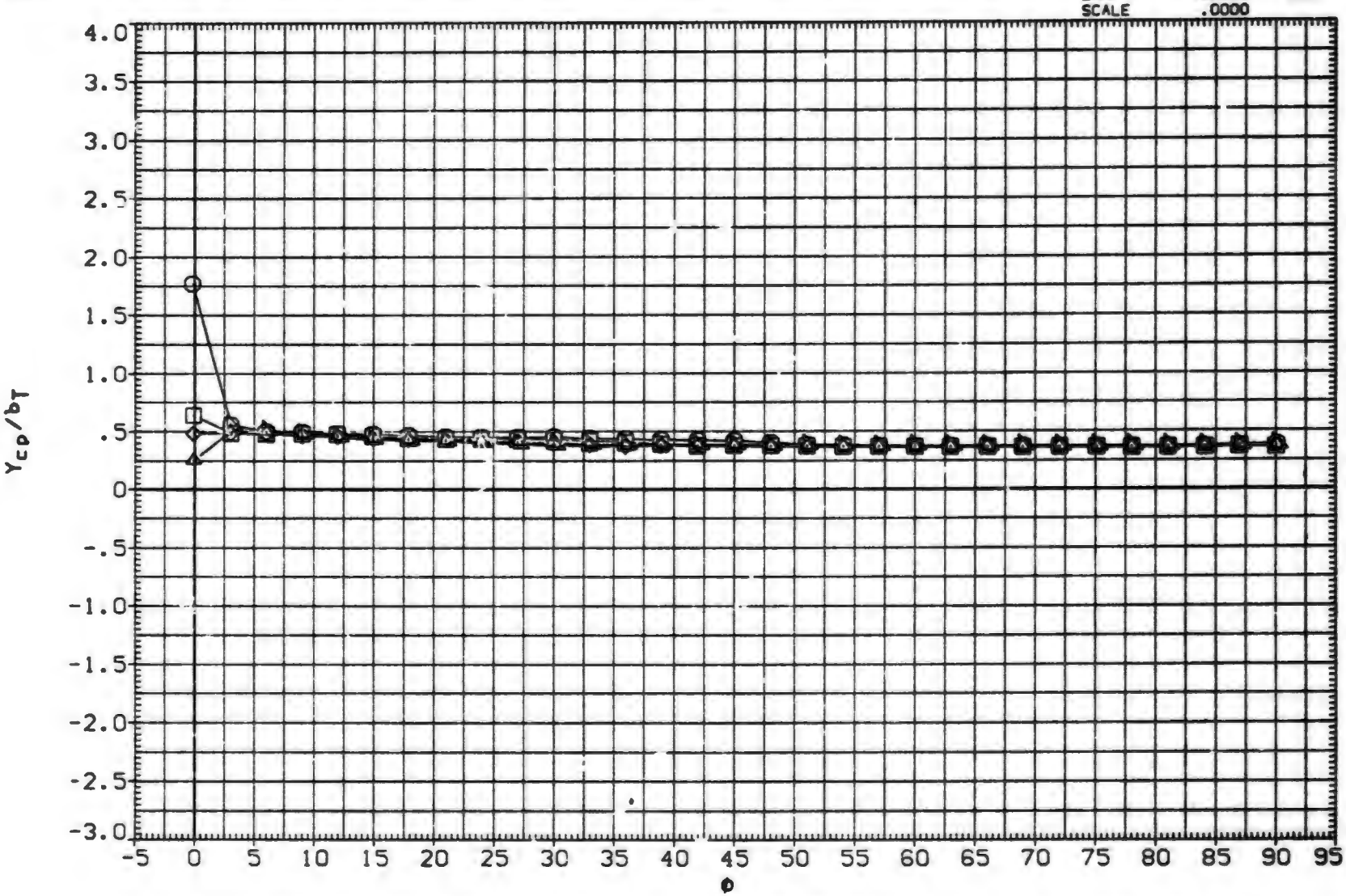

FIN AERODYNAMIC CHARACTERISTICS AS A FUNCTION OF ROLL ANGLE. B1T15 (FIN 3)

(B)MACH = 1.00

DATA SET	SYMBOL	CONFIGURATION DESCRIPTION	ALPHA	LAMBDA	RT.CRD	SEMSPN
(BXABUG)	○	AEDC TF 368 BODY-TAIL. B1T15 (TAIL FIN T3)	25.000	.500	4.996	1.875
(BXABUH)	□	AEDC TF 368 BODY-TAIL. B1T15 (TAIL FIN T3)	30.000	.500	4.996	1.875
(BXABUI)	◇	AEDC TF 368 BODY-TAIL. B1T15 (TAIL FIN T3)	35.000	.500	4.996	1.875
(BXABUJ)	△	AEDC TF 368 BODY-TAIL. B1T15 (TAIL FIN T3)	40.000	.500	4.996	1.875
(BXABUK)	◺	AEDC TF 368 BODY-TAIL. B1T15 (TAIL FIN T3)	45.000	.500	4.996	1.875

REFERENCE INFORMATION		
SREF	7.0240	SQ.IN.
LREF	4.9960	IN.
BREF	1.8750	IN.
XMRP	.5500	IN.
YMRP	.0000	IN.
ZMRP	.0000	IN.
SCALE	.0000	

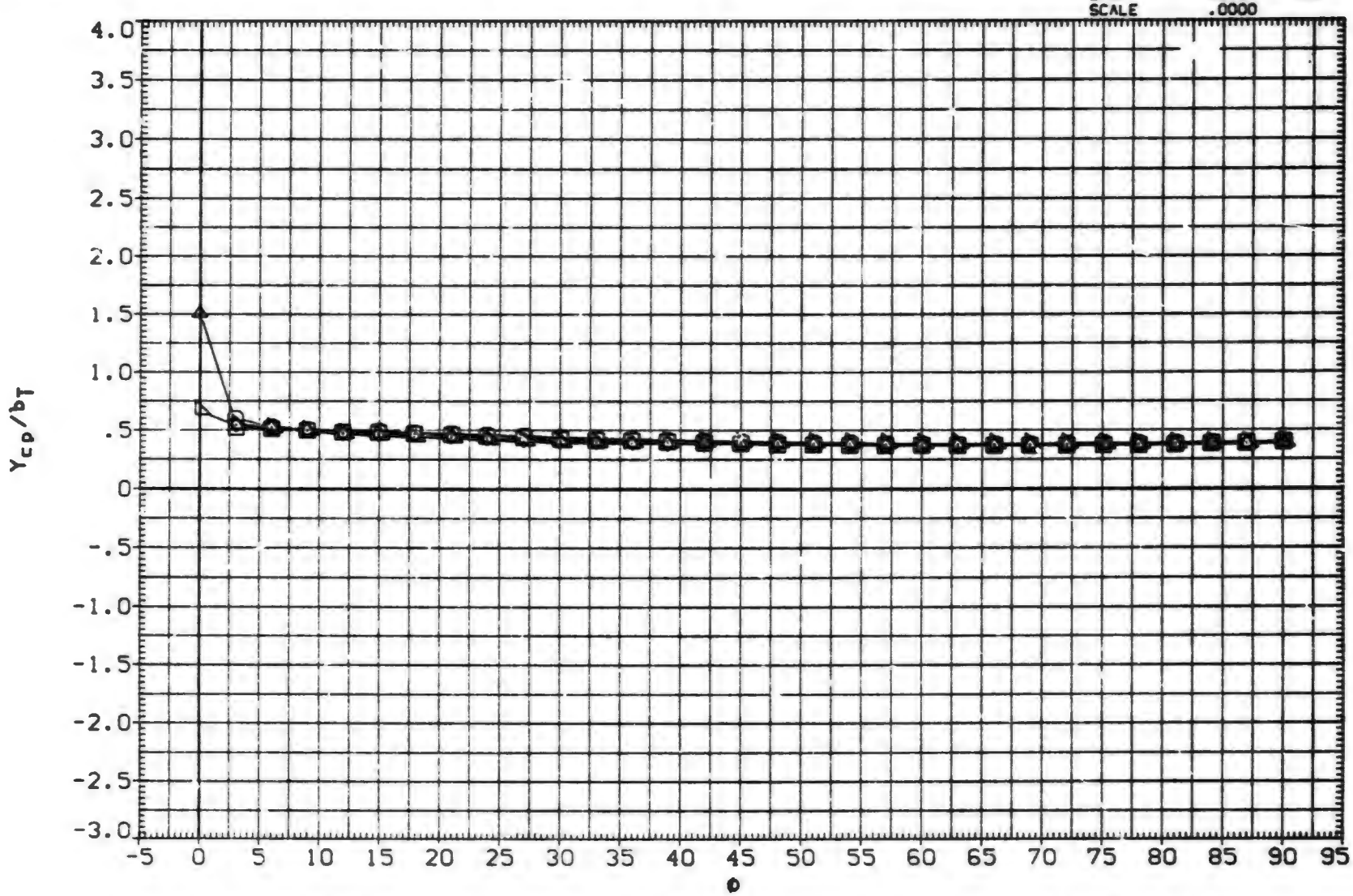

FIN AERODYNAMIC CHARACTERISTICS AS A FUNCTION OF ROLL ANGLE. B1T15 (FIN 3)

(C)MACH = 1.20

DATA SET	SYMBOL	CONFIGURATION DESCRIPTION	ALPHA	LAMBDA	RT.CRD	SEMSPN
(BXABUG)	○	AEDC TF 368 BODY-TAIL, BIT15 (TAIL FIN T3)	25.000	.500	4.996	1.875
(BXABUH)	□	DATA NOT AVAILABLE	30.000	.500	4.996	1.875
(BXABUI)	◇	DATA NOT AVAILABLE	35.000	.500	4.996	1.875
(BXABUJ)	△	DATA NOT AVAILABLE	40.000	.500	4.996	1.875
(BXABUK)	◺	DATA NOT AVAILABLE	45.000	.500	4.996	1.875

REFERENCE INFORMATION		
SREF	7.0240	90.IN.
LREF	4.9960	IN.
BREF	1.8750	IN.
XMRP	.5500	IN.
YMRP	.0000	IN.
ZMRP	.0000	IN.
SCALE	.0000	

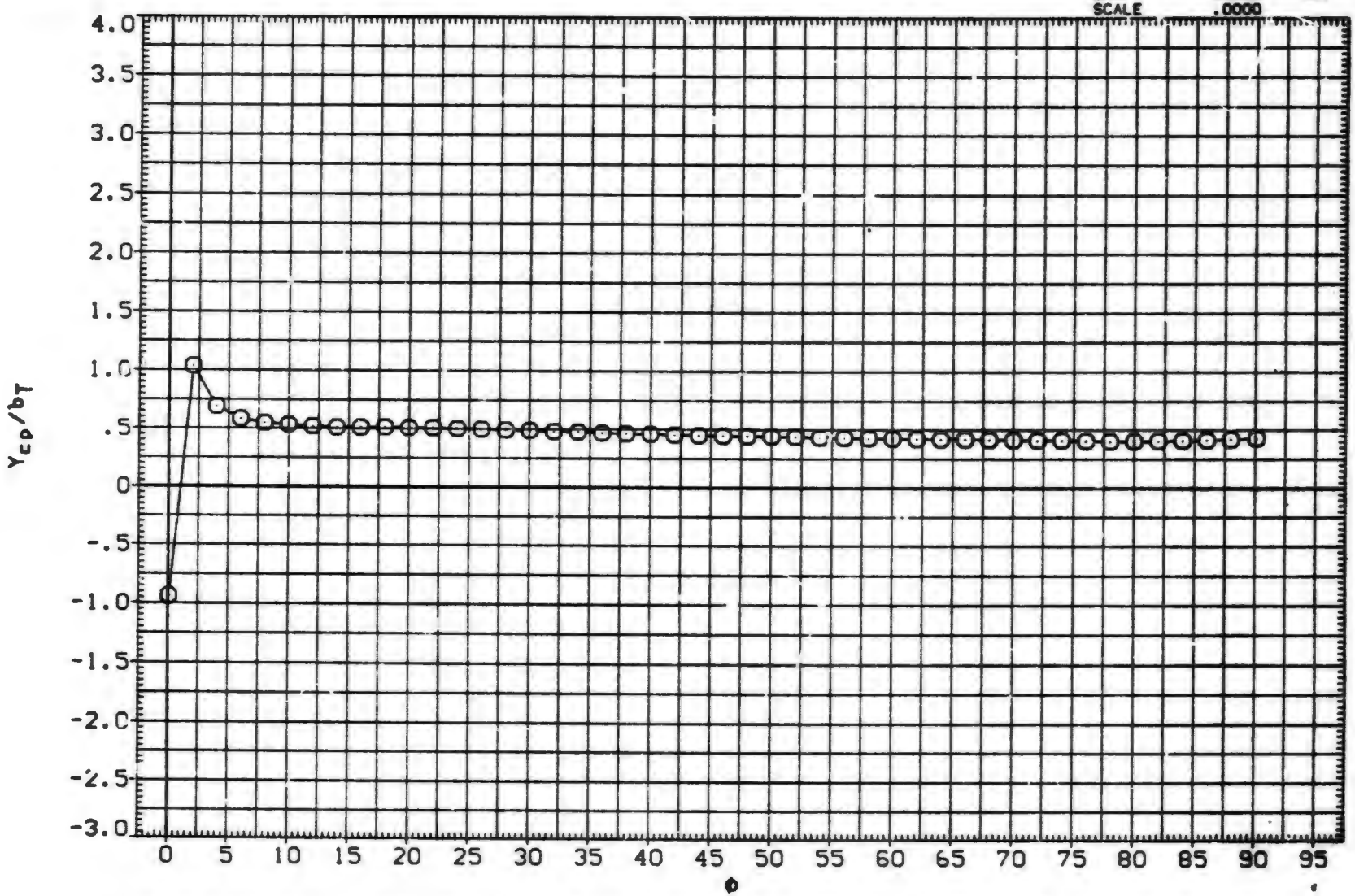

FIN AERODYNAMIC CHARACTERISTICS AS A FUNCTION OF ROLL ANGLE, BIT15 (FIN 3)

(D)MACH = 1.76

DATA SET	SYMBOL	CONFIGURATION DESCRIPTION	ALPHA	LAMBDA	RT.CRD	SEMSPN
(BXABUG)	○	AEDC TF 368 BODY-TAIL. B1T15 (TAIL FIN T3)	25.000	.500	4.996	1.875
(BXABUH)	□	AEDC TF 368 BODY-TAIL. B1T15 (TAIL FIN T3)	30.000	.500	4.996	1.875
(BXABUI)	◇	AEDC TF 368 BODY-TAIL. B1T15 (TAIL FIN T3)	35.000	.500	4.996	1.875
(BXABUJ)	△	AEDC TF 368 BODY-TAIL. B1T15 (TAIL FIN T3)	40.000	.500	4.996	1.875
(BXABUK)	◺	AEDC TF 368 BODY-TAIL. B1T15 (TAIL FIN T3)	45.000	.500	4.996	1.875

REFERENCE INFORMATION

SREF	7.0240	SQ.IN.
LREF	4.9960	IN.
BREF	1.8750	IN.
XMRP	.5500	IN.
YMRP	.0000	IN.
ZMRP	.0000	IN.
SCALE	.0000	

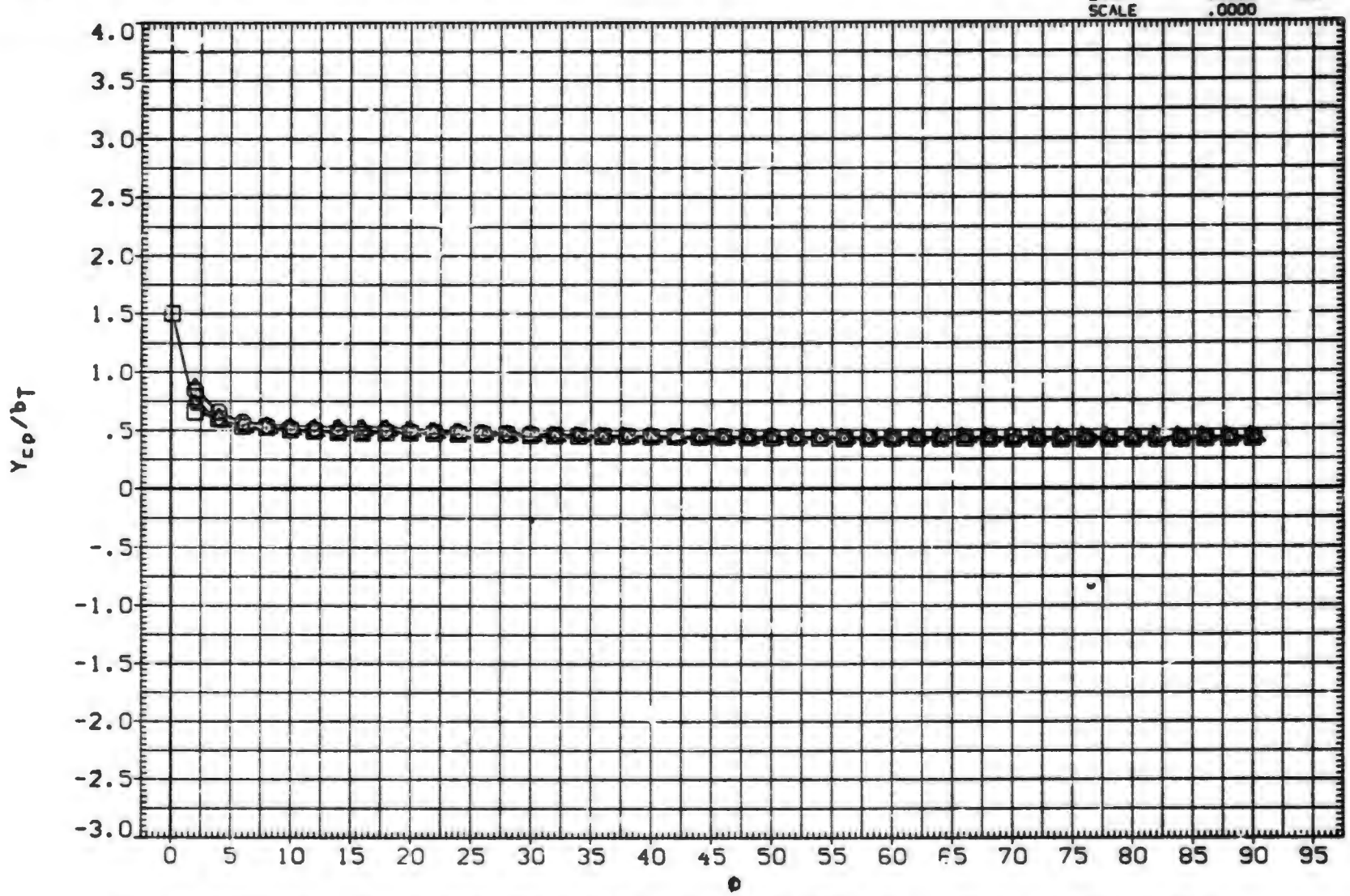

FIN AERODYNAMIC CHARACTERISTICS AS A FUNCTION OF ROLL ANGLE. B1T15 (FIN 3)

(E)MACH = 2.00

DATA SET	SYMBOL	CONFIGURATION DESCRIPTION	ALPHA	LAMBDA	RT.CRD	SEMSPN
(BXABUG)	○	AEDC TF 368 BODY-TAIL. B1T15 (TAIL FIN T3)	25.000	.500	4.996	1.875
(BXABUH)	□	AEDC TF 368 BODY-TAIL. B1T15 (TAIL FIN T3)	30.000	.500	4.996	1.875
(BXABUI)	◇	AEDC TF 368 BODY-TAIL. B1T15 (TAIL FIN T3)	35.000	.500	4.996	1.875
(BXABUJ)	△	AEDC TF 368 BODY-TAIL. B1T15 (TAIL FIN T3)	40.000	.500	4.996	1.875
(BXABUK)	◺	AEDC TF 368 BODY-TAIL. B1T15 (TAIL FIN T3)	45.000	.500	4.996	1.875

REFERENCE INFORMATION

SREF	7.0240	SQ.IN.
LREF	4.9960	IN.
BREF	1.8750	IN.
XMRP	.5500	IN.
YMRP	.0000	IN.
ZMRP	.0000	IN.
SCALE	.0000	

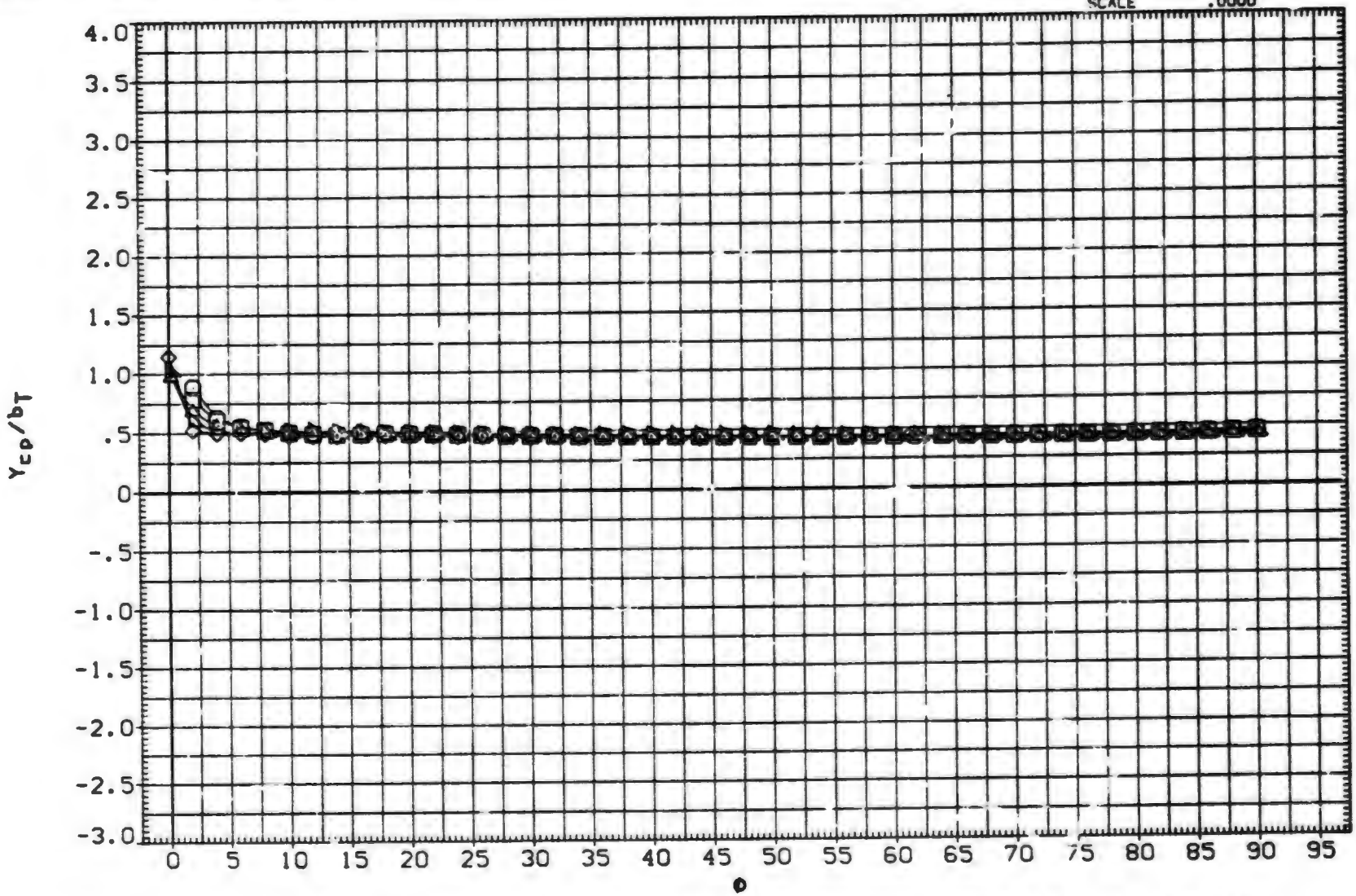

FIN AERODYNAMIC CHARACTERISTICS AS A FUNCTION OF ROLL ANGLE. B1T15 (FIN 3)

(F)MACH = 2.50

DATA SET	SYMBOL	CONFIGURATION DESCRIPTION	ALPHA	LAMBDA	RT.CRD	SEMSPN
(BXABUG)	○	AEDC TF 368 BODY-TAIL. B1T15 (TAIL FIN T3)	25.000	.500	4.996	1.875
(BXABUH)	□	AEDC TF 368 BODY-TAIL. B1T15 (TAIL FIN T3)	30.000	.500	4.996	1.875
(BXABUI)	◇	AEDC TF 368 BODY-TAIL. B1T15 (TAIL FIN T3)	35.000	.500	4.996	1.875
(BXABUJ)	△	AEDC TF 368 BODY-TAIL. B1T15 (TAIL FIN T3)	40.000	.500	4.996	1.875
(BXABUK)	◺	AEDC TF 368 BODY-TAIL. B1T15 (TAIL FIN T3)	45.000	.500	4.996	1.875

REFERENCE INFORMATION

SREF	7.0240	SQ.IN.
LREF	4.9960	IN.
BREF	1.8750	IN.
XMRP	.5500	IN.
YMRP	.0000	IN.
ZMRP	.0000	IN.
SCALE	.0000	

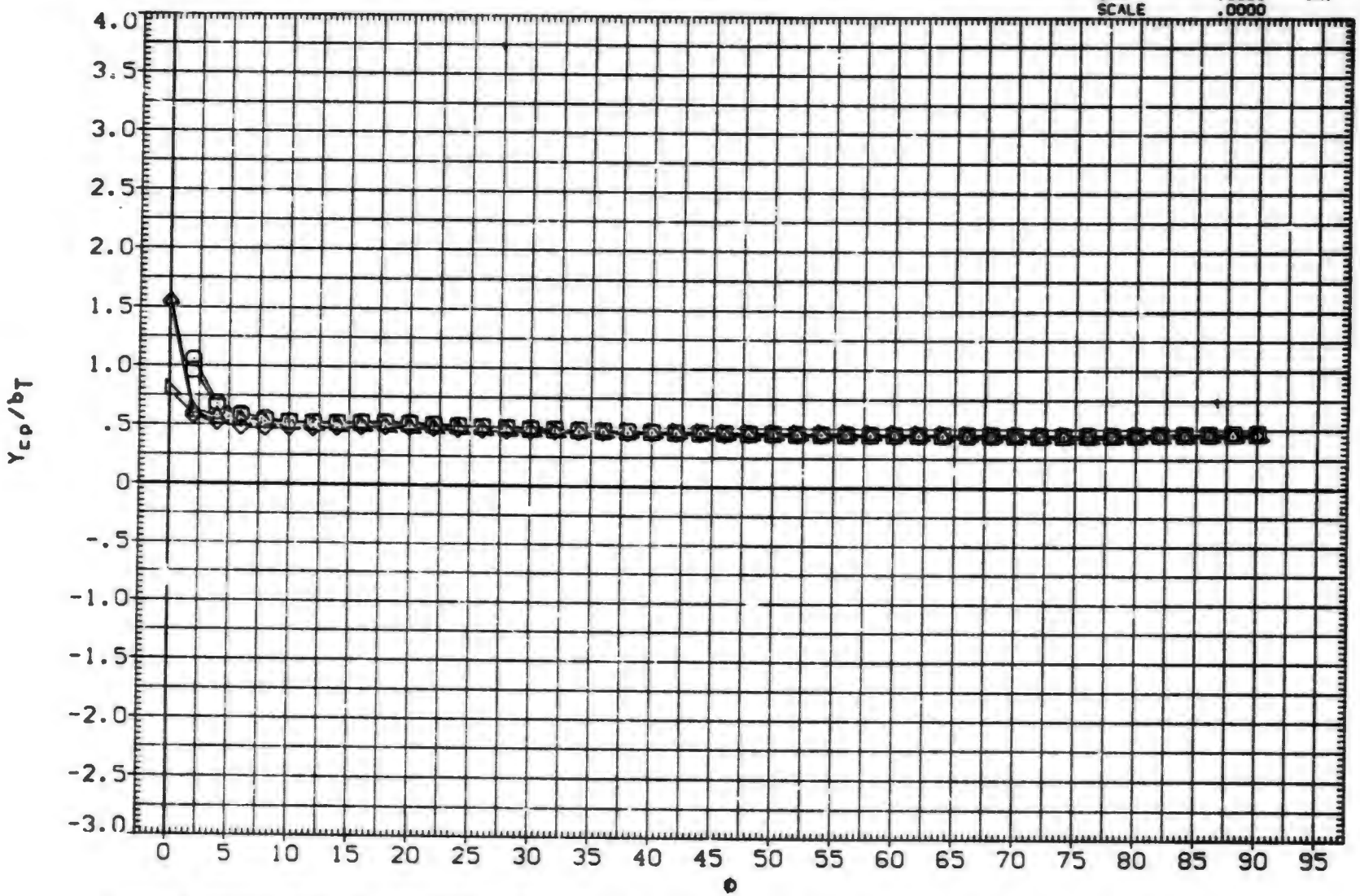

FIN AERODYNAMIC CHARACTERISTICS AS A FUNCTION OF ROLL ANGLE. B1T15 (FIN 3)

(G)MACH = 3.01

(MXA108) MDAC 261/AEDC 52 BODY-TAIL, B1T15 (TAIL FIN, T3)

SYMBOL	PHI
○	.000
□	15.000
◇	30.000
△	45.000

PARAMETRIC VALUES

MACH	.800	A.R.	1.000
LAMBDA	.500	RT.CRD	4.996
SEMSPN	1.875	AREA	7.024

DATASET	ALPHA	DATASET	ALPHA
MXA108	.000	MXA110	2.000
MXA111	4.100	MXA114	10.400
MXA116	14.900	MXA118	19.240
MXA123	25.870	LXA324	25.000
LXA325	30.000	LXA326	35.000
LXA327	40.000	LXA328	45.000

REFERENCE INFORMATION

SREF	7.0240	SQ. IN.
LREF	4.9960	IN.
BREF	1.8750	IN.
XMRP	.5500	IN.
YMRP	.0000	IN.
ZMRP	.0000	IN.
SCALE	.0000	

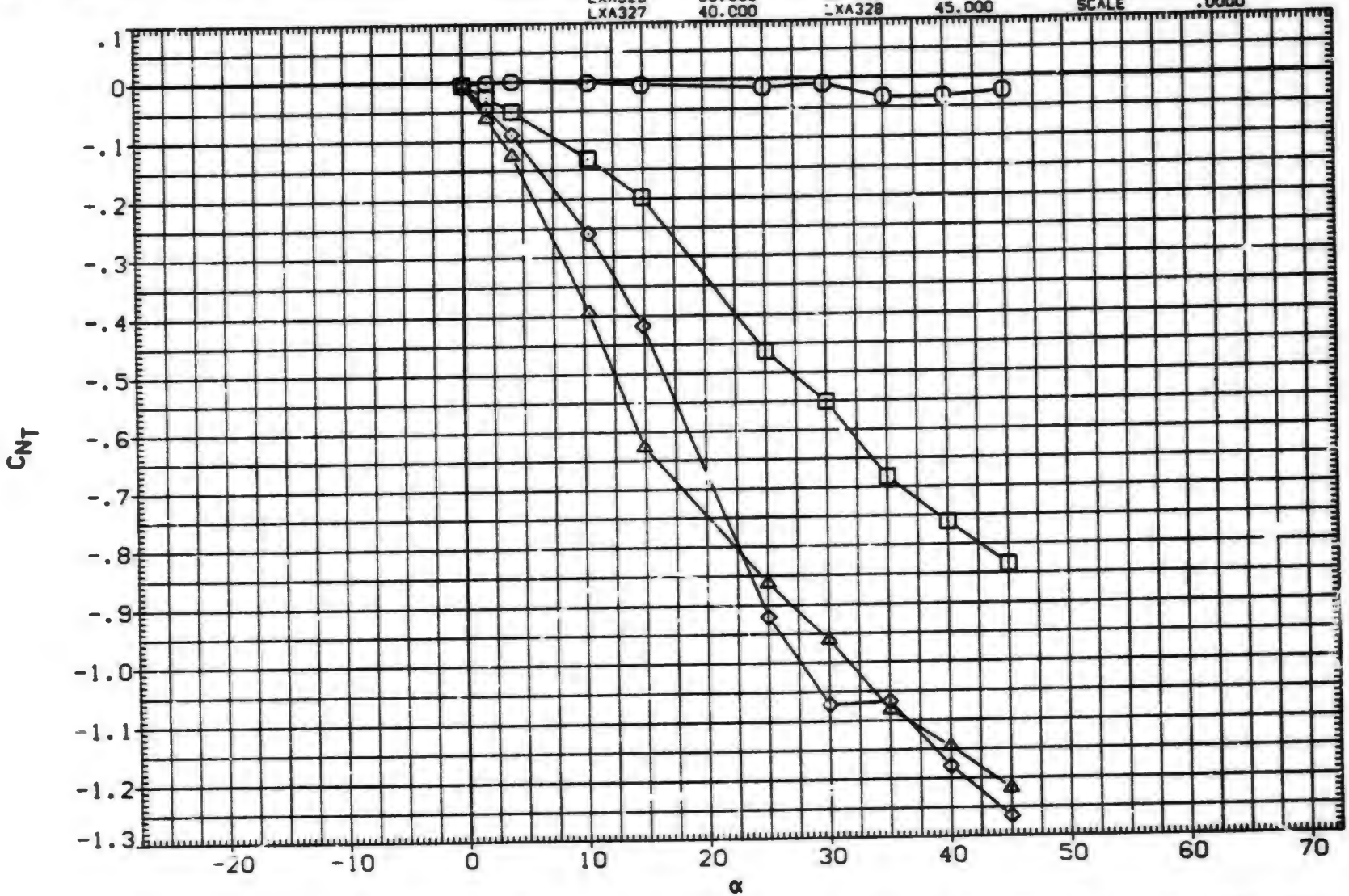

FIN AERODYNAMIC CHARACTERISTICS AS A FUNCTION OF ANGLE OF ATTACK, B1T15 (FIN 3)

(MXA108) MDAC 261/AEDC 52 BODY-TAIL. B1T15 (TAIL FIN. T3)

SYMBOL	PHI
○	60.000
□	75.000
◇	90.000

PARAMETRIC VALUES

MACH	.800	A.R.	1.000		
LAMBDA	.500	RT.CRD	4.996		
SEMSPN	1.875	AREA	7.024		

DATASET	ALPHA	DATASET	ALPHA
MXA108	.000	MXA110	2.000
MXA111	4.100	MXA114	10.400
MXA116	14.900	MXA118	19.240
MXA123	25.870	LXA324	25.000
LXA325	30.000	LXA326	35.000
LXA327	40.000	LXA328	45.000

REFERENCE INFORMATION

SREF	7.0240	SQ.IN.
LREF	4.9960	IN.
BREF	1.8750	IN.
XMRP	.5500	IN.
YMRP	.0000	IN.
ZMRP	.0000	IN.
SCALE	.0000	

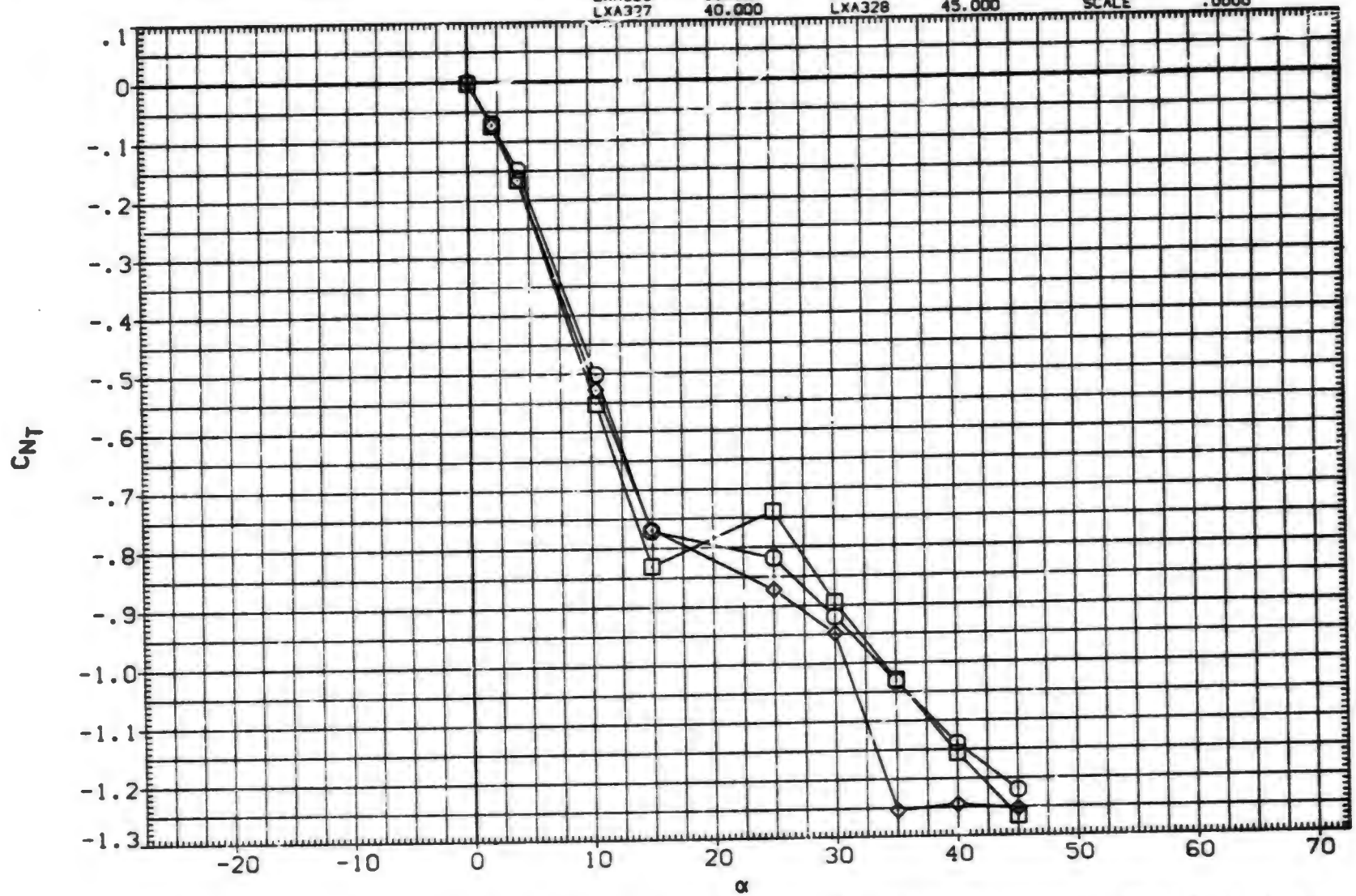

FIN AERODYNAMIC CHARACTERISTICS AS A FUNCTION OF ANGLE OF ATTACK. B1T15 (FIN 3)

(MXA108) MDAC 261/AEDC 52 BODY-TAIL, B1T15 (TAIL FIN, T3)

SYMBOL	PHI
○	.000
□	15.000
◇	30.000
△	45.000

PARAMETRIC VALUES

MACH	1.000	A.R.	1.000		
LAMBDA	.500	RT.CRD	4.996		
SEMSPN	1.875	AREA	7.024		

DATASET	ALPHA	DATASET	ALPHA
MXA108	.000	MXA110	2.000
MXA111	4.100	MXA114	10.400
MXA116	14.900	MXA118	19.240
MXA123	25.870	LXA324	25.000
LXA325	30.000	LXA326	35.000
LXA327	40.000	LXA328	45.000

REFERENCE INFORMATION

SREF	7.0240	SQ. IN.
LREF	4.9960	IN.
BREF	1.8750	IN.
XMRP	.5500	IN.
YMRP	.0000	IN.
ZMRP	.0000	IN.
SCALE	.0000	

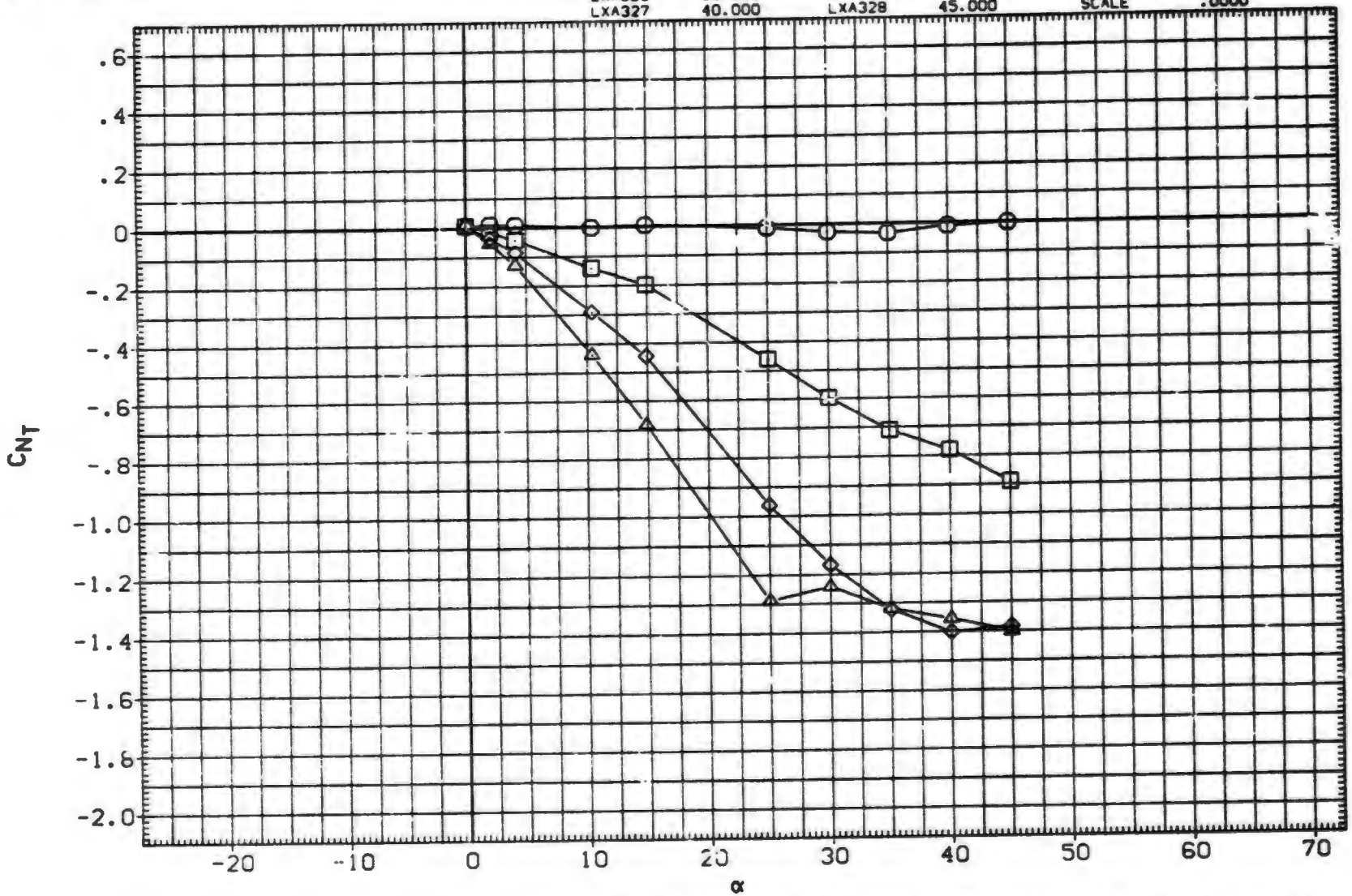

FIN AERODYNAMIC CHARACTERISTICS AS A FUNCTION OF ANGLE OF ATTACK, B1T15 (FIN 3)

(MXA108) MDAC 261/AEDC 52 BODY-TAIL, B1T15 (TAIL FIN, T3)

SYMBOL	PHI
○	60.000
□	75.000
◇	90.000

PARAMETRIC VALUES

MACH	1.000	A.R.	1.000		
LAMBDA	.500	RT.CRD	4.996		
SEMSPN	1.875	AREA	7.024		

DATASET	ALPHA	DATASET	ALPHA
MXA108	.000	MXA110	2.000
MXA111	4.100	MXA114	10.400
MXA116	14.900	MXA118	19.240
MXA123	25.870	LXA324	25.000
LXA325	30.000	LXA326	35.000
LXA327	40.000	LXA328	45.000

REFERENCE INFORMATION

SREF	7.0240	SQ.IN.
LREF	4.9960	IN.
BREF	1.8750	IN.
XMRP	.5500	IN.
YMRP	.0000	IN.
ZMRP	.0000	IN.
SCALE	.0000	

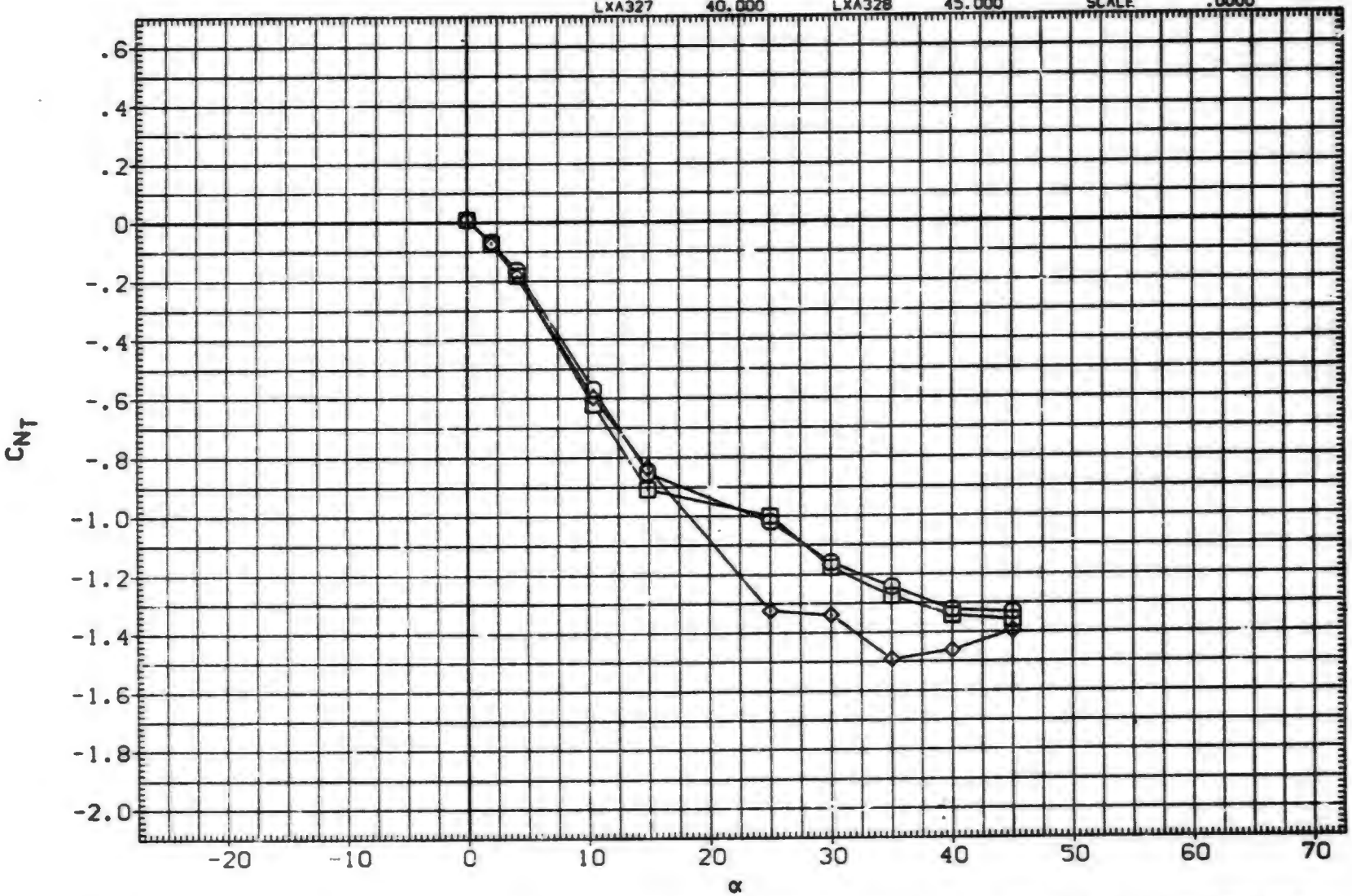

FIN AERODYNAMIC CHARACTERISTICS AS A FUNCTION OF ANGLE OF ATTACK, B1T15 (FIN 3)

(MXA108) MDAC 261/AEDC 52 BODY-TAIL. B1T15 (TAIL FIN. T3)

SYMBOL	PHI
○	.000
□	15.000
◇	30.000
△	45.000

PARAMETRIC VALUES

MACH	1.200	A.R.	1.000
LAMBDA	.500	RT.CRD	4.996
SEMSPN	1.875	AREA	7.024

DATASET	ALPHA	DATASET	ALPHA
MXA108	.000	MXA110	2.000
MXA111	4.100	MXA114	10.400
MXA116	14.900	MXA118	19.240
MXA123	25.870	LXA324	25.000
LXA325	30.000	LXA326	35.000
LXA327	40.000	LXA328	45.000

REFERENCE INFORMATION

SREF	7.0240	SQ.IN.
LREF	4.9960	IN.
BREF	1.8750	IN.
XMRP	.5500	IN.
YMRF	.0000	IN.
ZMRP	.0000	IN.
SCALE	.0000	

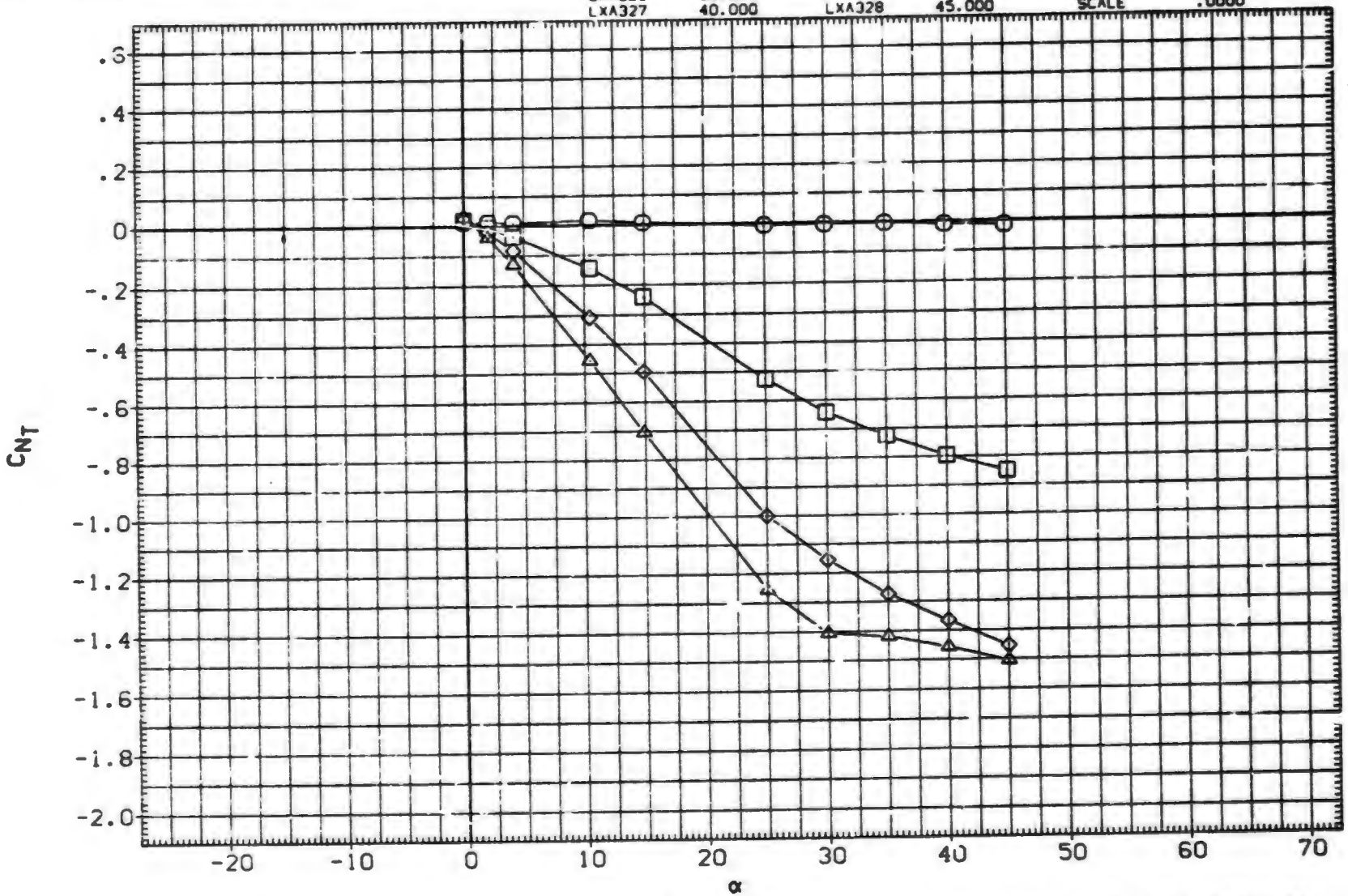

FIN AERODYNAMIC CHARACTERISTICS AS A FUNCTION OF ANGLE OF ATTACK. B1T15 (FIN 3)

(MXA108) MDAC 261/AEDC 52 BODY-TAIL, B1T15 (TAIL FIN, T3)

SYMBOL	PHI		PARAMETRIC VALUES			DATASET	ALPHA	DATASET	ALPHA
○	60.000	MACH	1.200	A.R.	1.000	MXA108	.000	MXA110	2.000
□	75.000	LAMBDA	.500	RT.CRD	4.996	MXA111	4.100	MXA114	10.400
◇	90.000	SEMSPN	1.875	AREA	7.024	MXA116	14.900	MXA118	19.240
						MXA123	25.870	LXA324	25.000
						LXA325	30.000	LXA326	35.000
						LXA327	40.000	LXA328	45.000

REFERENCE INFORMATION

SREF	7.0240	SQ.IN.
LREF	4.9960	IN.
BREF	1.8750	IN.
XMRP	.5500	IN.
YMRP	.0000	IN.
ZMRP	.0000	IN.
SCALE	.0000	

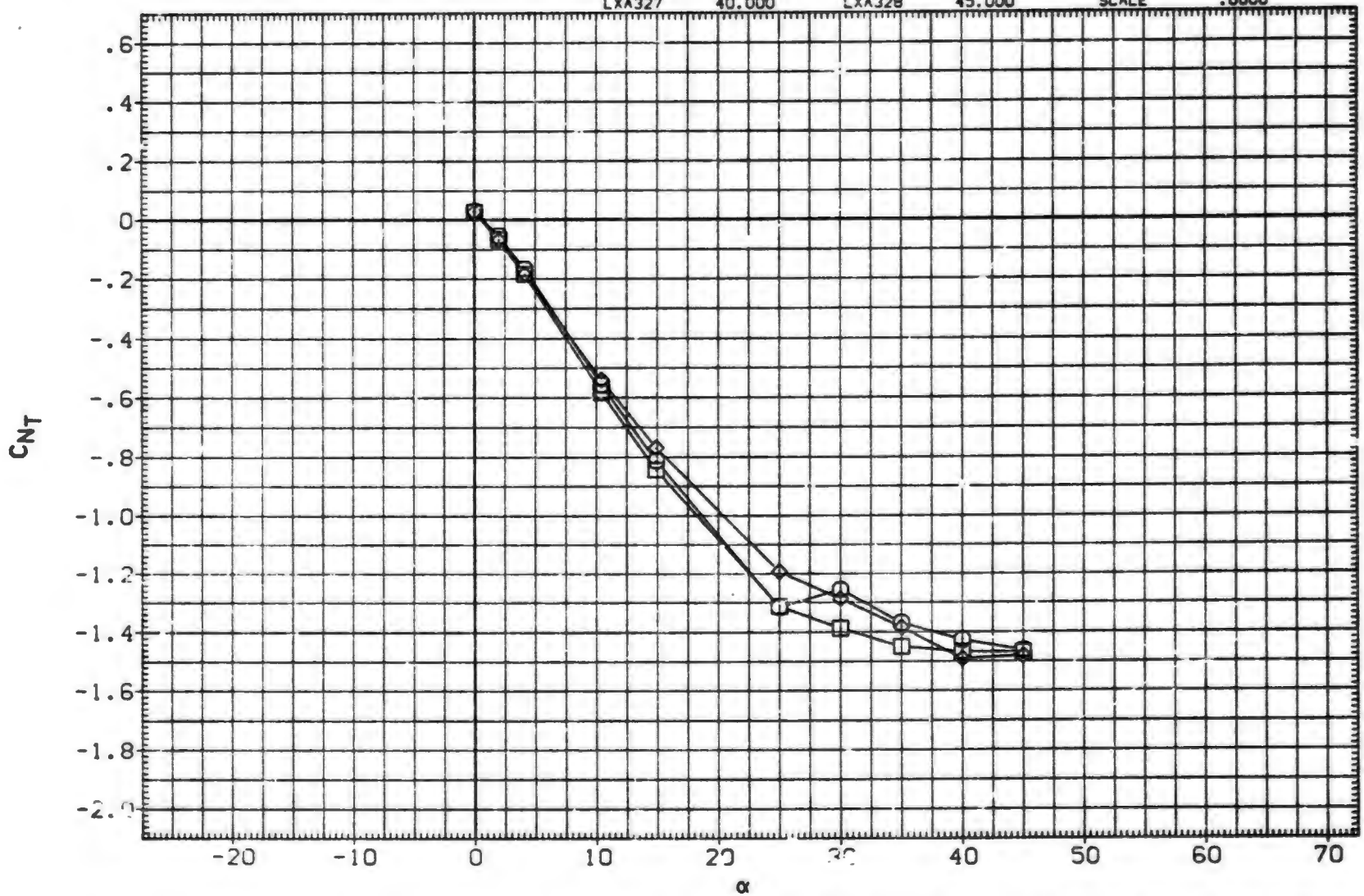

FIN AERODYNAMIC CHARACTERISTICS AS A FUNCTION OF ANGLE OF ATTACK, B1T15 (FIN 3)

(MXA108) MDAC 261/AEDC 32 BODY-TAIL. B1T15 (TAIL FIN. T3)

SYMBOL	PHI
○	.000
□	15.000
◇	30.000
△	45.000

PARAMETRIC VALUES

MACH	1.760	A.R.	1.000
LAMBDA	.500	RT.CRD	4.996
SEMSPN	1.875	AREA	7.024

DATASET	ALPHA	DATASET	ALPHA
MXA108	.000	MXA110	2.000
MXA111	4.100	MXA114	10.400
MXA116	14.900	MXA118	19.240
MXA123	25.870	LXA324	25.000
LXA325	30.000	LXA326	35.000
LXA327	40.000	LXA328	45.000

REFERENCE INFORMATION

SREF	7.0240	SQ. IN.
LREF	4.9960	IN.
BREF	1.8750	IN.
XMRP	.5500	IN.
YMRP	.0000	IN.
ZMRP	.0000	IN.
SCALE	.0000	

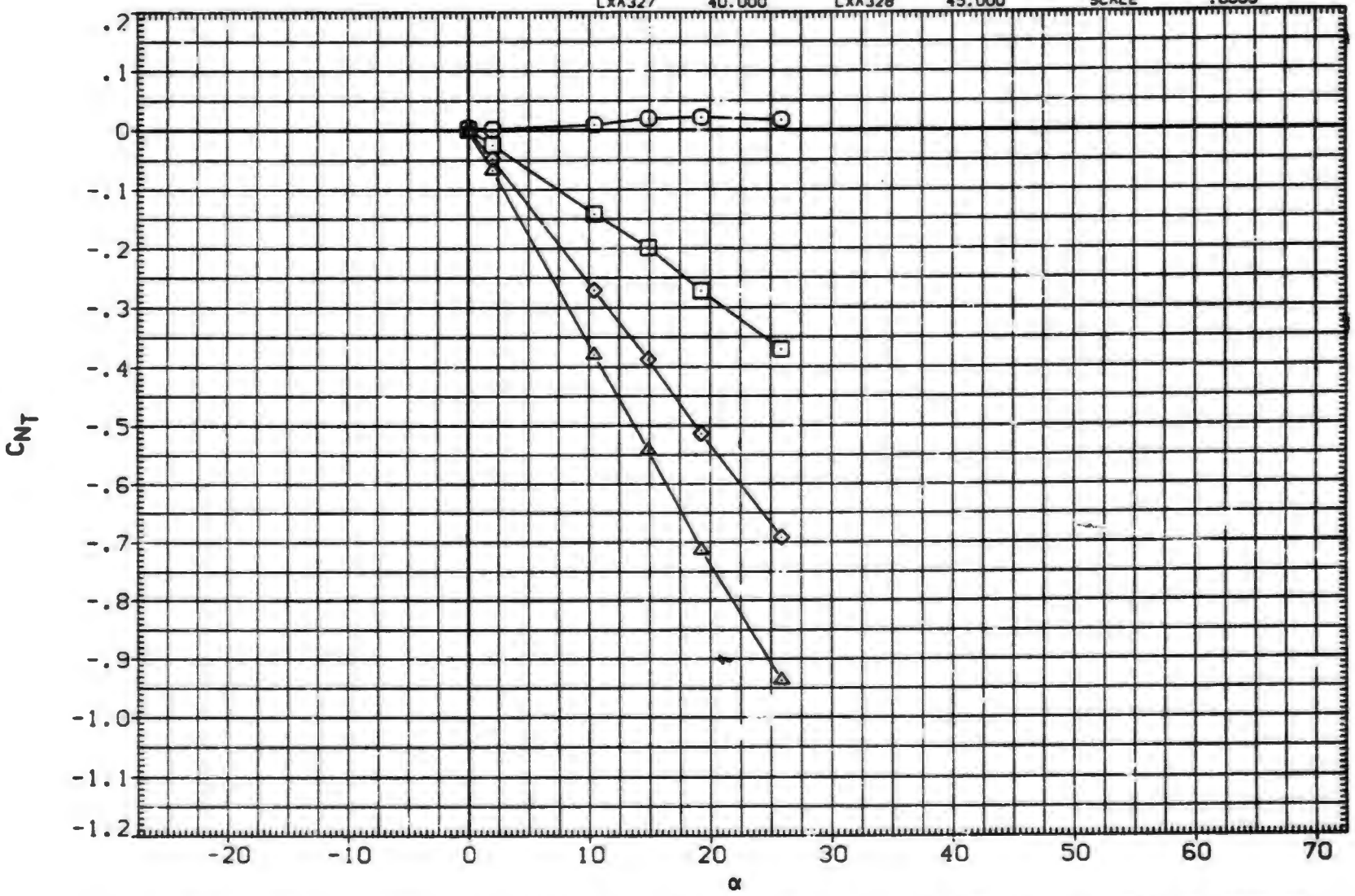

FIN AERODYNAMIC CHARACTERISTICS AS A FUNCTION OF ANGLE OF ATTACK. B1T15 (FIN 3)

(MXA108) MDAC 261/AEDC 52 BODY-TAIL. B1T15 (TAIL FIN. T3)

SYMBOL	PHI		PARAMETRIC VALUES		
○	60.000	MACH	1.760	A.R.	1.000
□	75.000	LAMBDA	.500	RT.CRD	4.996
◇	90.000	SEMSPN	1.875	AREA	7.024

DATASET	ALPHA	DATASET	ALPHA
MXA108	.000	MXA110	2.000
MXA111	4.100	MXA114	10.400
MXA116	14.900	MXA118	19.240
MXA123	25.870	LXA324	25.000
LXA325	30.000	LXA326	35.000
LXA327	40.000	LXA328	45.000

REFERENCE INFORMATION

SREF	7.0240	SQ.IN.
LREF	4.9960	IN.
BREF	1.8750	IN.
XMRP	.5500	IN.
YMRP	.0000	IN.
ZMRP	.0000	IN.
SCALE	.0000	

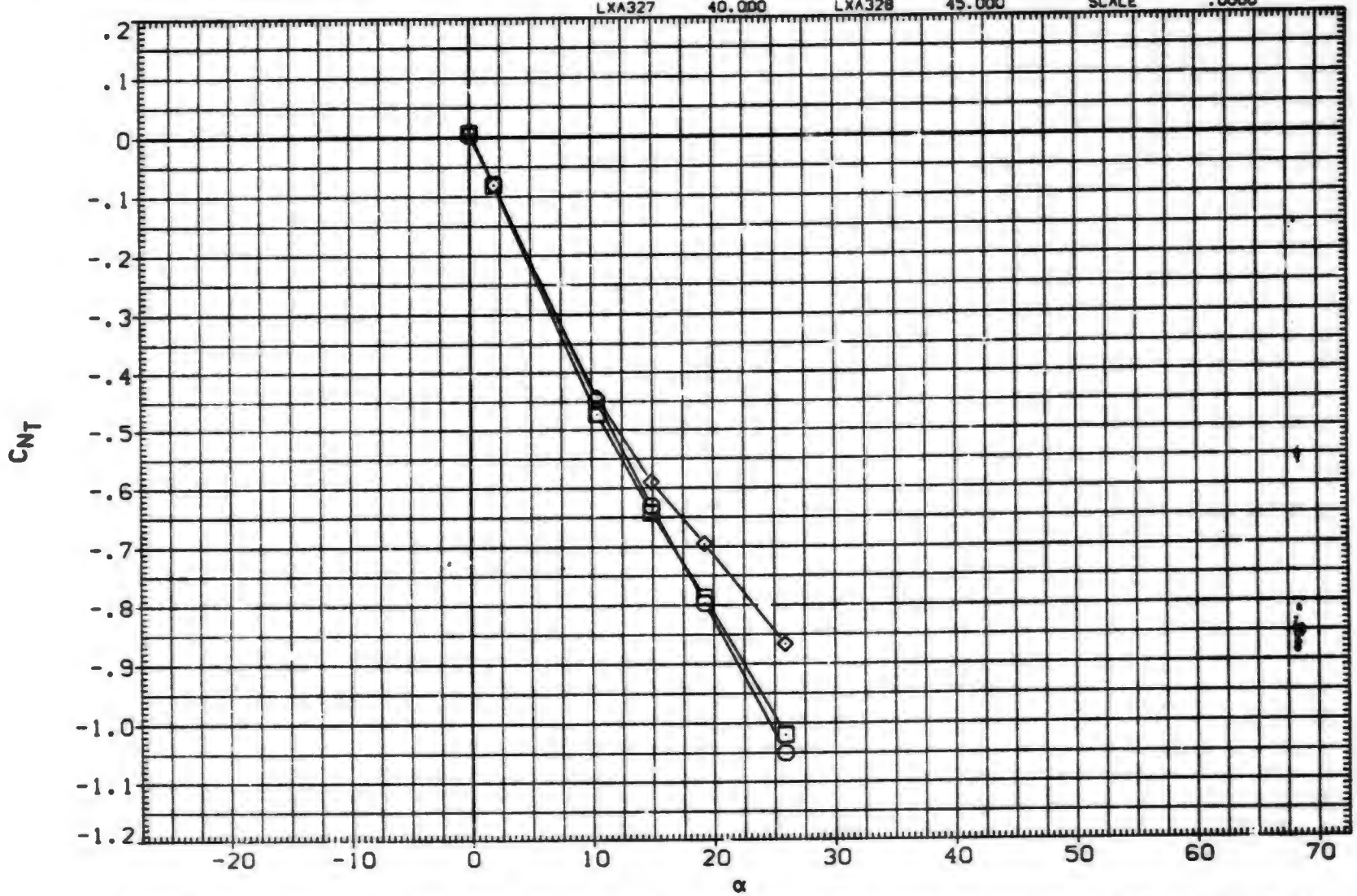

FIN AERODYNAMIC CHARACTERISTICS AS A FUNCTION OF ANGLE OF ATTACK. B1T15 (FIN 3)

(NXA108) MDAC 261/AEDC 52 BODY-TAIL, B1T15 (TAIL FIN, T3)

SYMBOL	PHI
○	.000
□	15.000
◇	30.000
△	45.000

PARAMETRIC VALUES

MACH	2.000	A.R.	1.000
LAMBDA	.500	RT.CRD	4.996
SEMSPN	1.875	AREA	7.024

DATASET	ALPHA	DATASET	ALPHA
NXA108	.000	NXA110	2.000
NXA111	4.100	NXA114	10.400
NXA116	14.900	NXA118	19.240
NXA123	25.870	LXA128	34.310
LXA131	40.800	LXA134	45.100

REFERENCE INFORMATION

SREF	7.0240	SQ. IN.
LREF	4.9960	IN.
BREF	1.6750	IN.
XMRP	.5500	IN.
YMRP	.0000	IN.
ZMRP	.0000	IN.
SCALE	.0000	

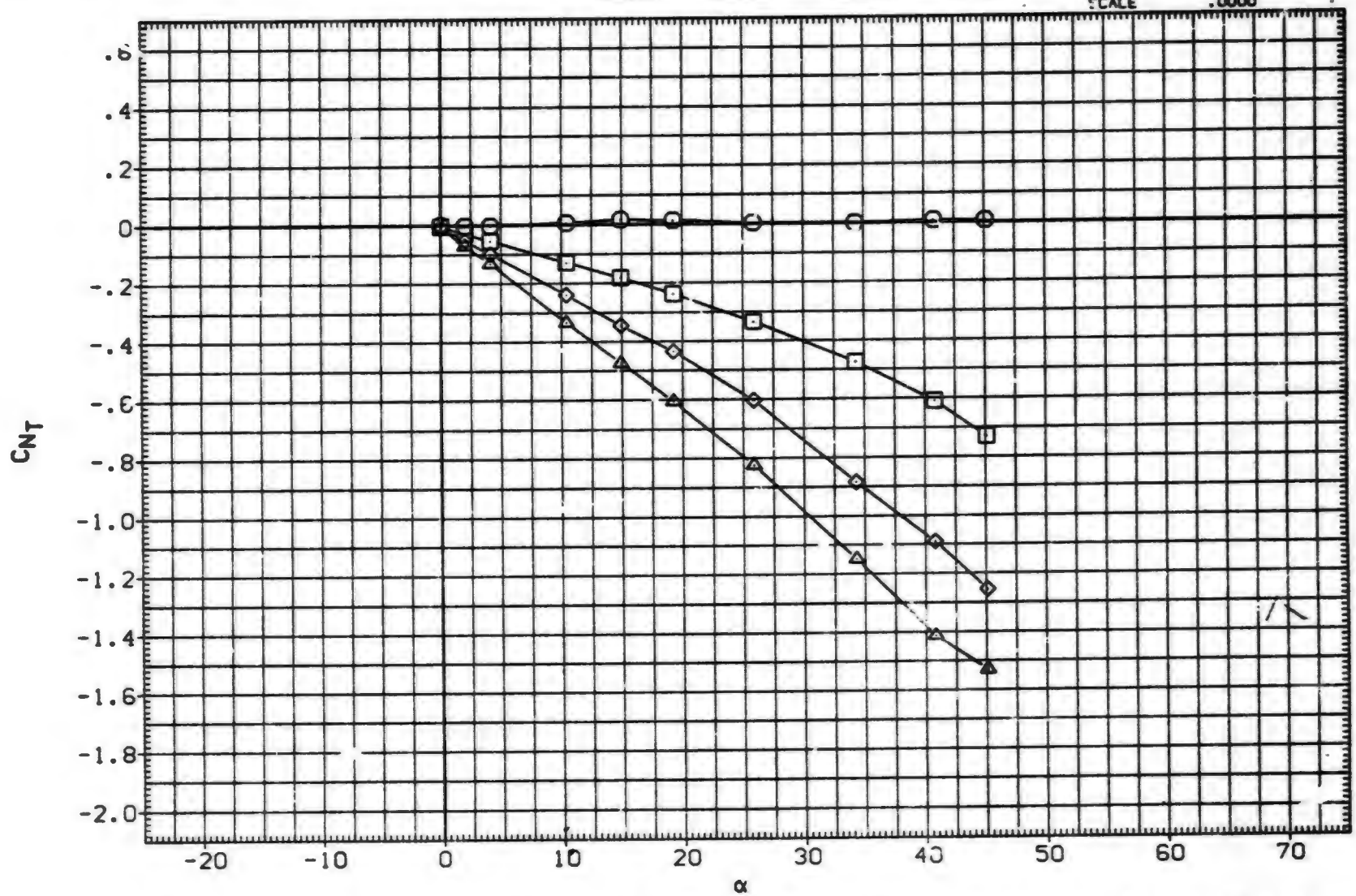

FIN AERODYNAMIC CHARACTERISTICS AS A FUNCTION OF ANGLE OF ATTACK, B1T15 (FIN 3)

(NXA108) MDAC 261/AEDC 52 BODY-TAIL, B1T15 (TAIL FIN, T3)

SYMBOL	PHI		PARAMETRIC VALUES			DATASET	ALPHA	DATASET	ALPHA
○	60.000	MACH	2.000	A.R.	1.000	NXA108	.000	NXA110	2.000
□	75.000	LAMBDA	.500	RT.CRD	4.996	NXA111	4.100	NXA114	10.400
◇	90.000	SEMSPN	1.875	AREA	7.024	NXA116	14.900	NXA118	19.240
						NXA123	25.870	LXA128	34.310
						LXA131	40.800	LXA134	45.100

REFERENCE INFORMATION

SREF	7.0240	90.IN.
LREF	4.9960	IN.
BREF	1.8750	IN.
XMRP	.5500	IN.
YMRP	.0000	IN.
ZMRP	.0000	IN.
SCALE	.0000	

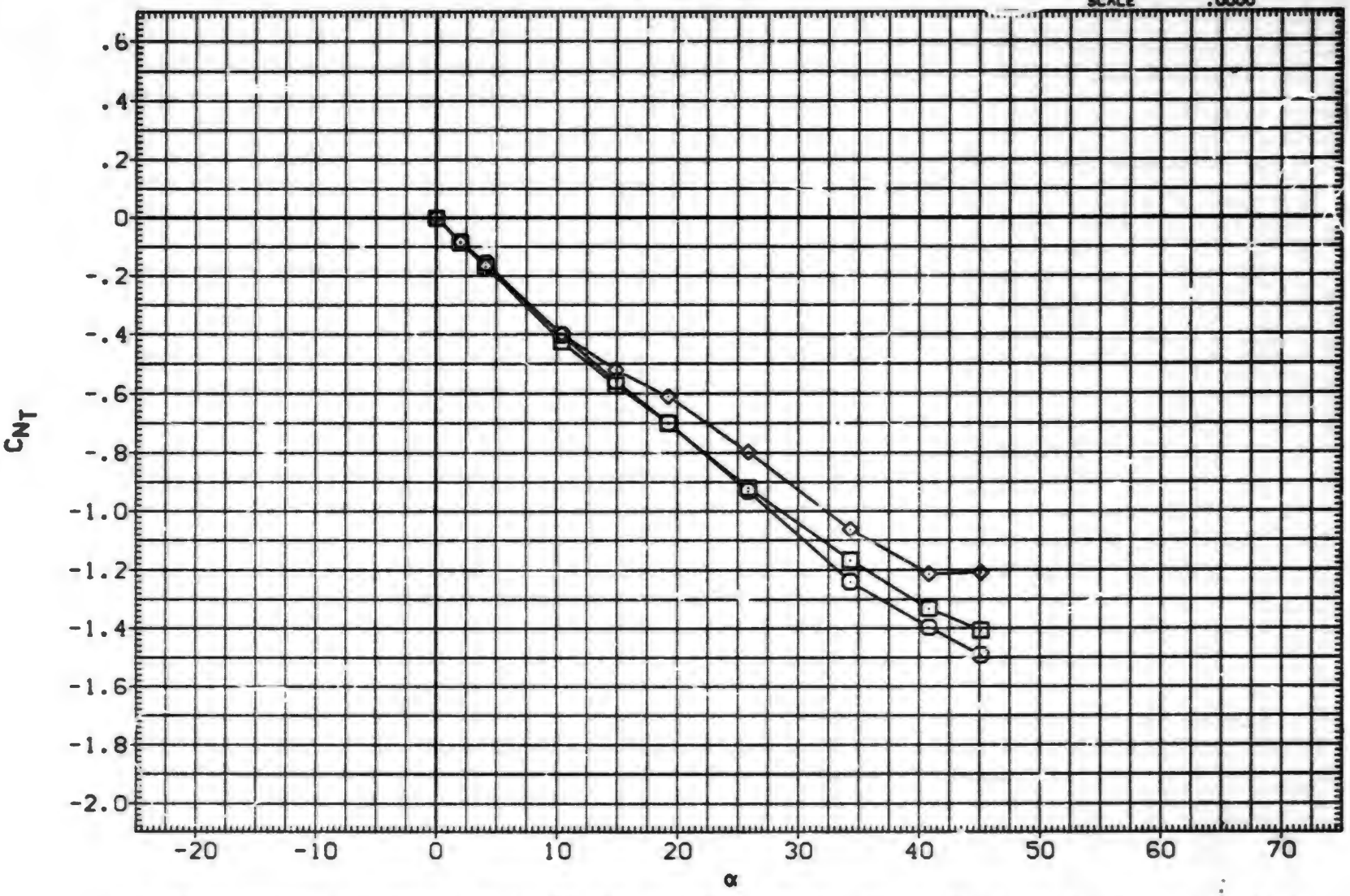

FIN AERODYNAMIC CHARACTERISTICS AS A FUNCTION OF ANGLE OF ATTACK, B1T15 (FIN 3)

(NXA108) MDAC 261/AEDC 52 BODY-TAIL. B1T15 (TAIL FIN. T3)

SYMBOL	PHI
○	.000
□	15.000
◇	30.000
△	45.000

PARAMETRIC VALUES

MACH	2.500	A.R.	1.000		
LAMBDA	.500	RT.CRD	4.996		
SEMSPN	1.875	AREA	7.024		

DATASET	ALPHA	DATASET	ALPHA
NXA108	.000	NXA110	2.000
NXA111	4.100	NXA114	10.400
NXA116	14.900	NXA118	19.240
NXA123	25.870	LXA128	34.310
LXA131	40.800	LXA134	45.100

REFERENCE INFORMATION

SREF	7.0240	SQ. IN.
LREF	4.9960	IN.
BREF	1.8750	IN.
XMRP	.9500	IN.
YMRP	.0000	IN.
ZMRP	.0000	IN.
SCALE	.0000	

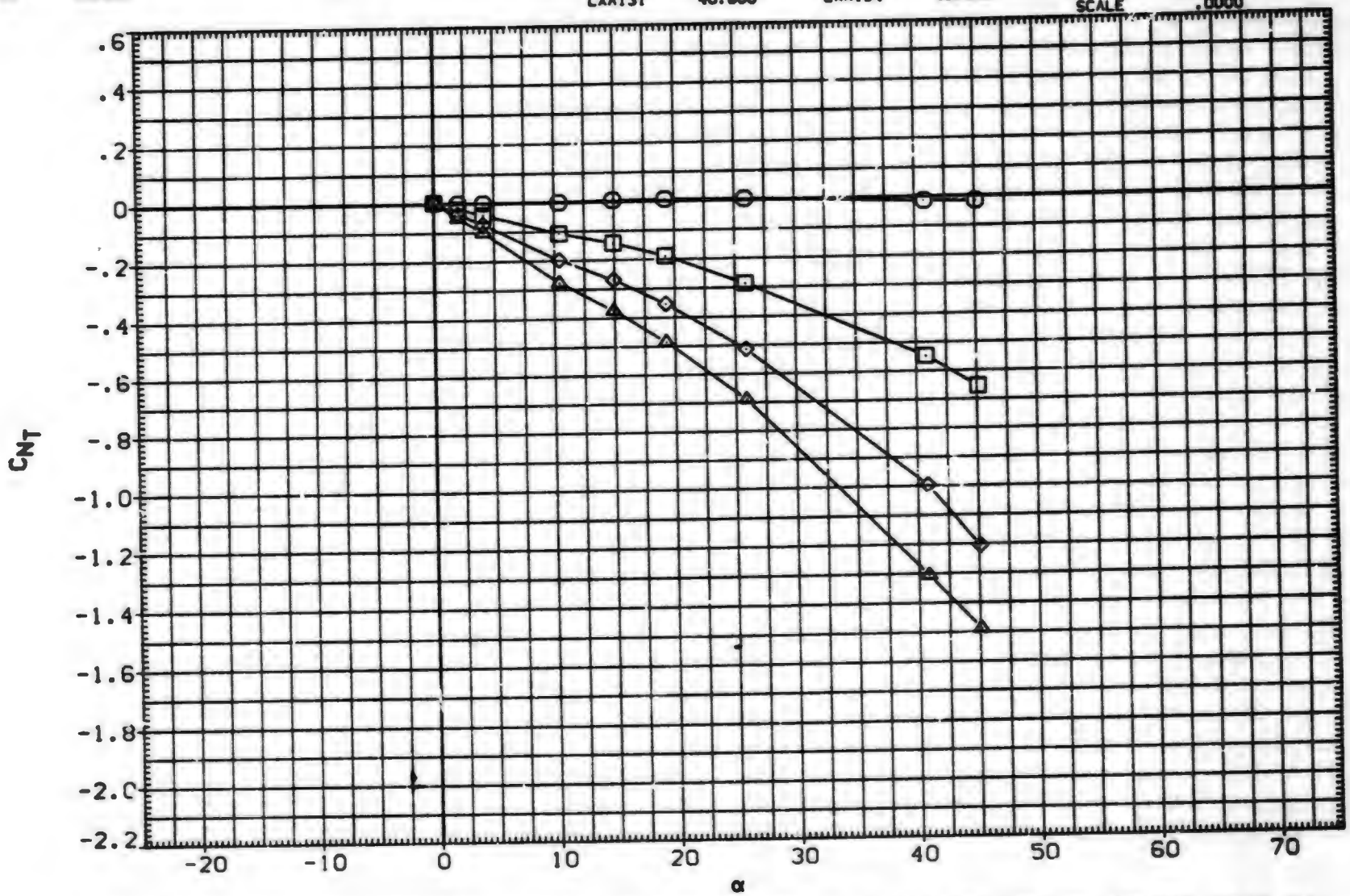

FIN AERODYNAMIC CHARACTERISTICS AS A FUNCTION OF ANGLE OF ATTACK. B1T15 (FIN 3)

(NXA108) MDAC 261/AEDC 52 BODY-TAIL, B1T15 (TAIL FIN, T3)

SYMBOL	PHI
○	60.000
□	75.000
◇	90.000

PARAMETRIC VALUES

MACH	2.500	A.R.	1.000	
LAMBDA	.500	RT.CRD	4.996	
SEMSPN	1.875	AREA	7.024	

DATASET	ALPHA	DATASET	ALPHA
NXA108	.000	NXA110	2.000
NXA111	4.100	NXA114	10.400
NXA116	14.900	NXA118	19.240
NXA123	25.870	LXA128	34.310
LXA131	40.800	LXA134	45.100

REFERENCE INFORMATION

SREF	7.0240	SQ.IN.
LREF	4.9960	IN.
BREF	1.8750	IN.
XMRP	.5500	IN.
YMRP	.0000	IN.
ZMRP	.0000	IN.
SCALE	.0000	

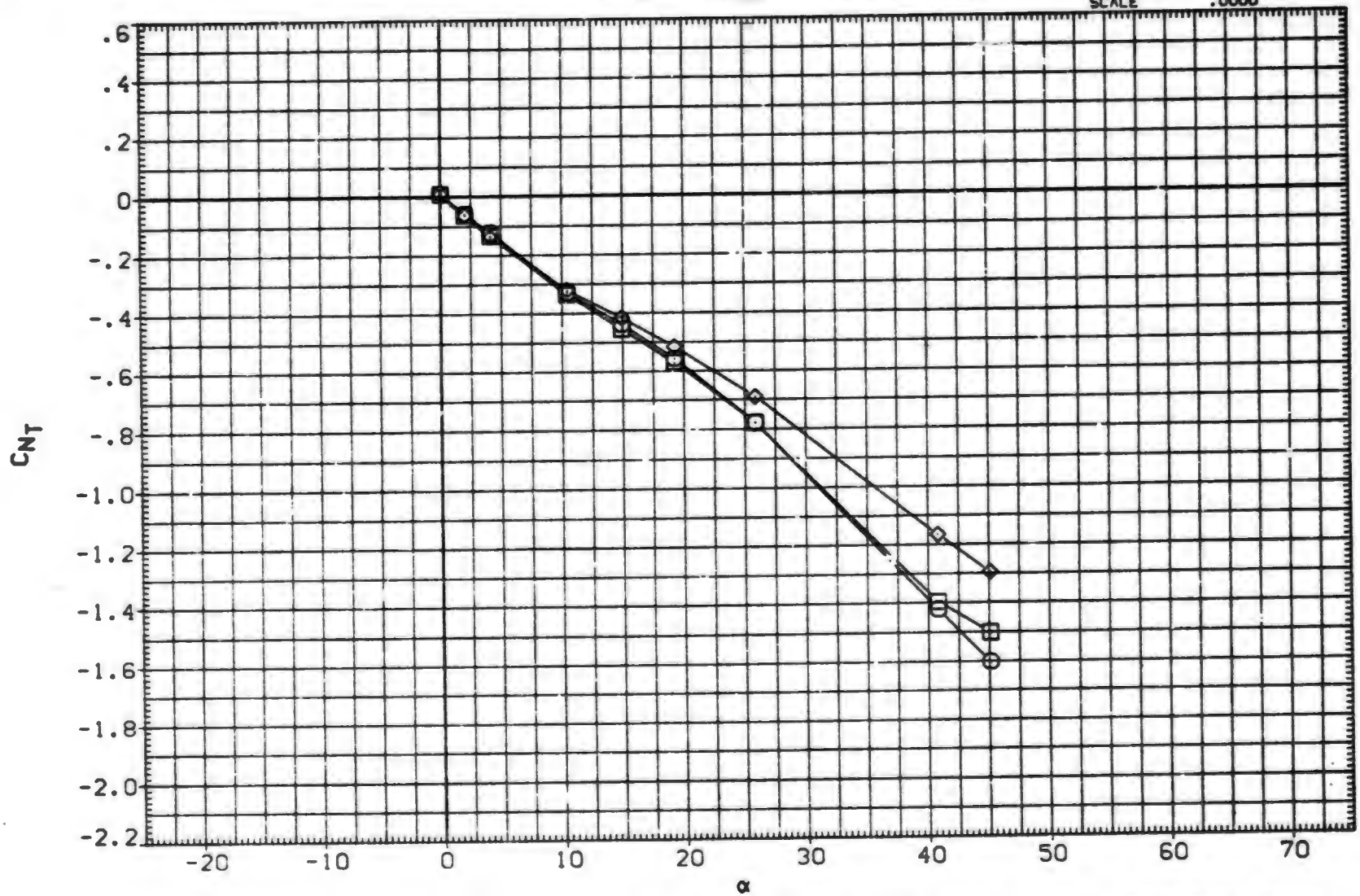

FIN AERODYNAMIC CHARACTERISTICS AS A FUNCTION OF ANGLE OF ATTACK, B1T15 (FIN 3)

(NXA108) MDAC 261/AEDC 52 BODY-TAIL, B1T15 (TAIL FIN, T3)

SYMBOL	PHI
○	.000
□	15.000
◇	30.000
△	45.000

PARAMETRIC VALUES

MACH	3.010	A.R.	1.000		
LAMBDA	.500	RT.CRD	4.996		
SEMSPN	1.875	AREA	7.024		

DATASET	ALPHA	DATASET	ALPHA
NXA108	.000	NXA110	2.000
NXA111	4.100	NXA114	10.400
NXA116	14.900	NXA118	19.240
NXA123	25.870	LXA128	34.310
LXA131	40.800	LXA134	45.100

REFERENCE INFORMATION

SREF	7.0240	SQ.IN.
LREF	4.9960	IN.
BREF	1.8750	IN.
XMRP	.5500	IN.
YMRP	.0000	IN.
ZMRP	.0000	IN.
SCALE	.0000	

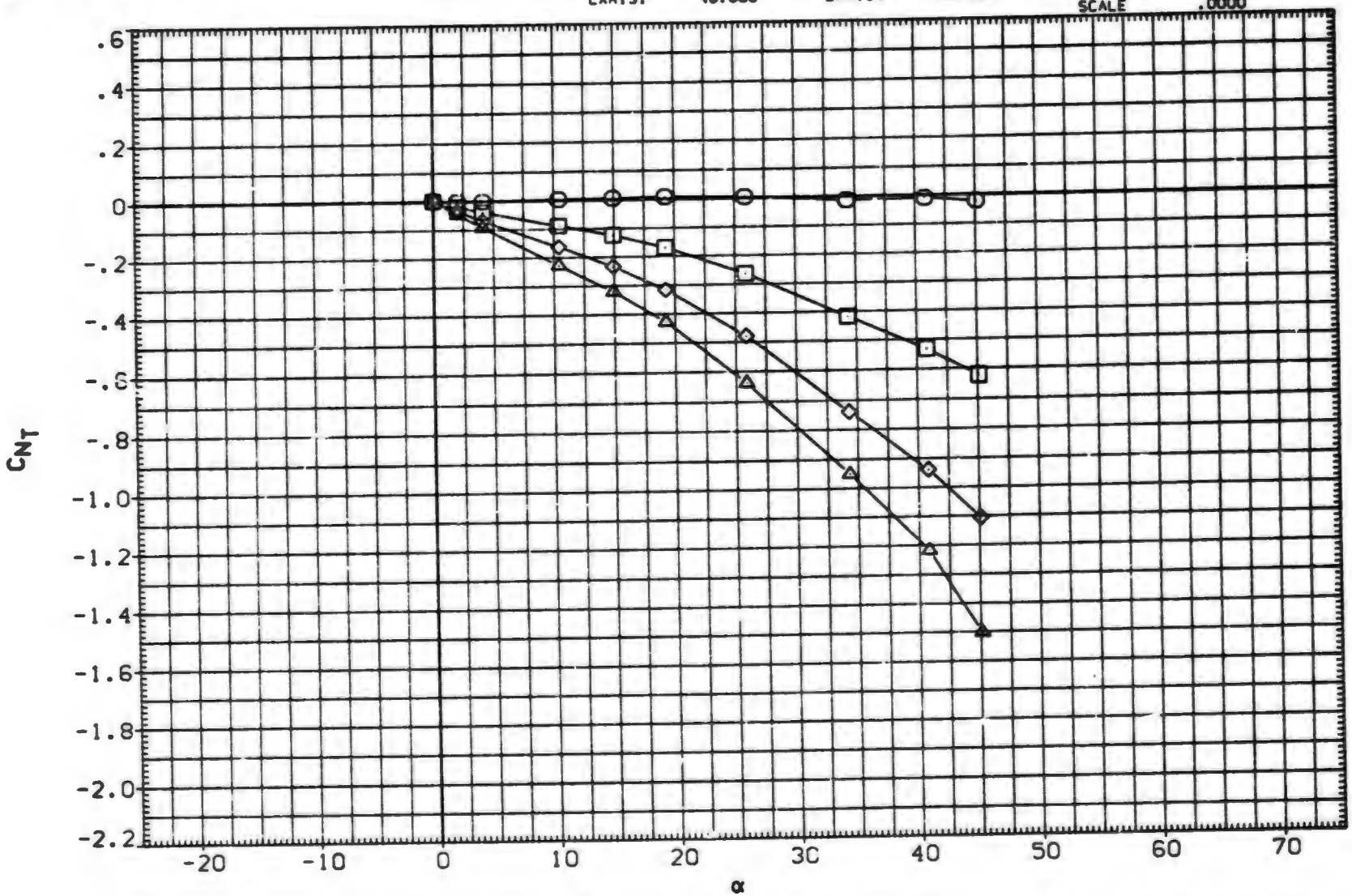

FIN AERODYNAMIC CHARACTERISTICS AS A FUNCTION OF ANGLE OF ATTACK, B1T15 (FIN 3)

(NXA108) MDAC 261/AEDC 52 BODY-TAIL, B1T15 (TAIL FIN, T3)

SYMBOL	PHI		PARAMETRIC VALUES			DATASET	ALPHA	DATASET	ALPHA
○	60.000	MACH	3.010	A.R.	1.000	NXA108	.000	NXA110	2.000
□	75.000	LAMBDA	.500	RT.CRD	4.996	NXA111	4.100	NXA114	10.400
◇	90.000	SEMSPN	1.875	AREA	7.024	NXA116	14.900	NXA118	19.240
						NXA123	25.870	LXA128	34.370
						LXA131	40.800	LXA134	45.100

REFERENCE INFORMATION

SREF	7.0240	SQ.IN.
LREF	4.9960	IN.
BREF	1.8750	IN.
XMRP	.5500	IN.
YMRP	.0000	IN.
ZMRP	.0000	IN.
SCALE	.0000	

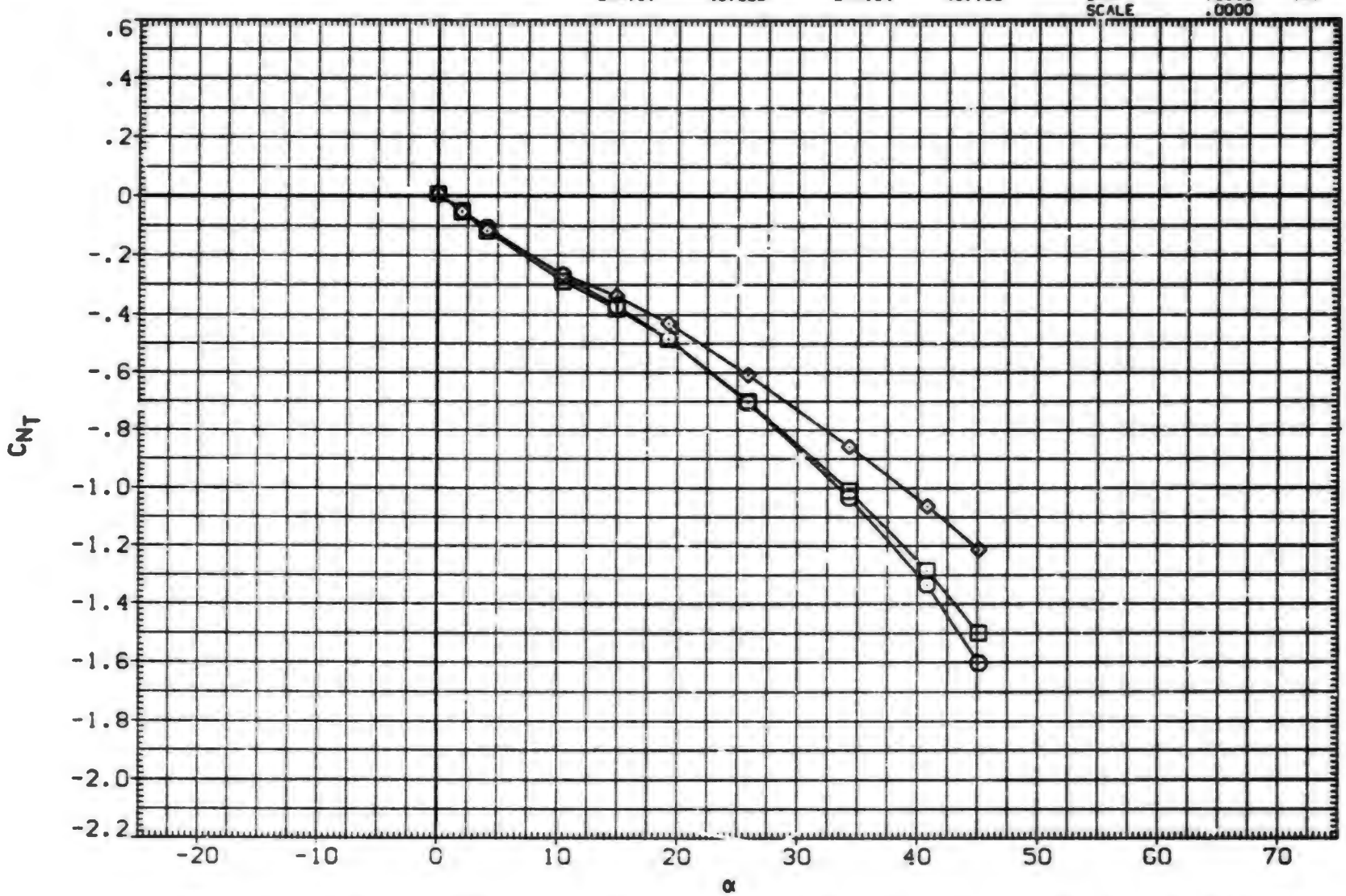

FIN AERODYNAMIC CHARACTERISTICS AS A FUNCTION OF ANGLE OF ATTACK, B1T15 (FIN 3)

DATA SET	SYMBOL	CONFIGURATION DESCRIPTION	ALPHA	LAMBDA	RT.CRD	SEMSPN
(DXABTM)	○	AEDC TF 368 BODY-TAIL. B1T15 (TAIL FIN T1)	30.000	.500	4.996	1.875
(DXABLM)	□	AEDC TF 368 BODY-TAIL. B1T15 (TAIL FIN T4)	30.000	.500	4.996	1.875

REFERENCE INFORMATION

SREF	7.0240	SQ.IN.
LREF	4.9960	IN.
BREF	1.8750	IN.
XMRP	.5500	IN.
YMRP	.0000	IN.
ZMRP	.0000	IN.
SCALE	.0000	

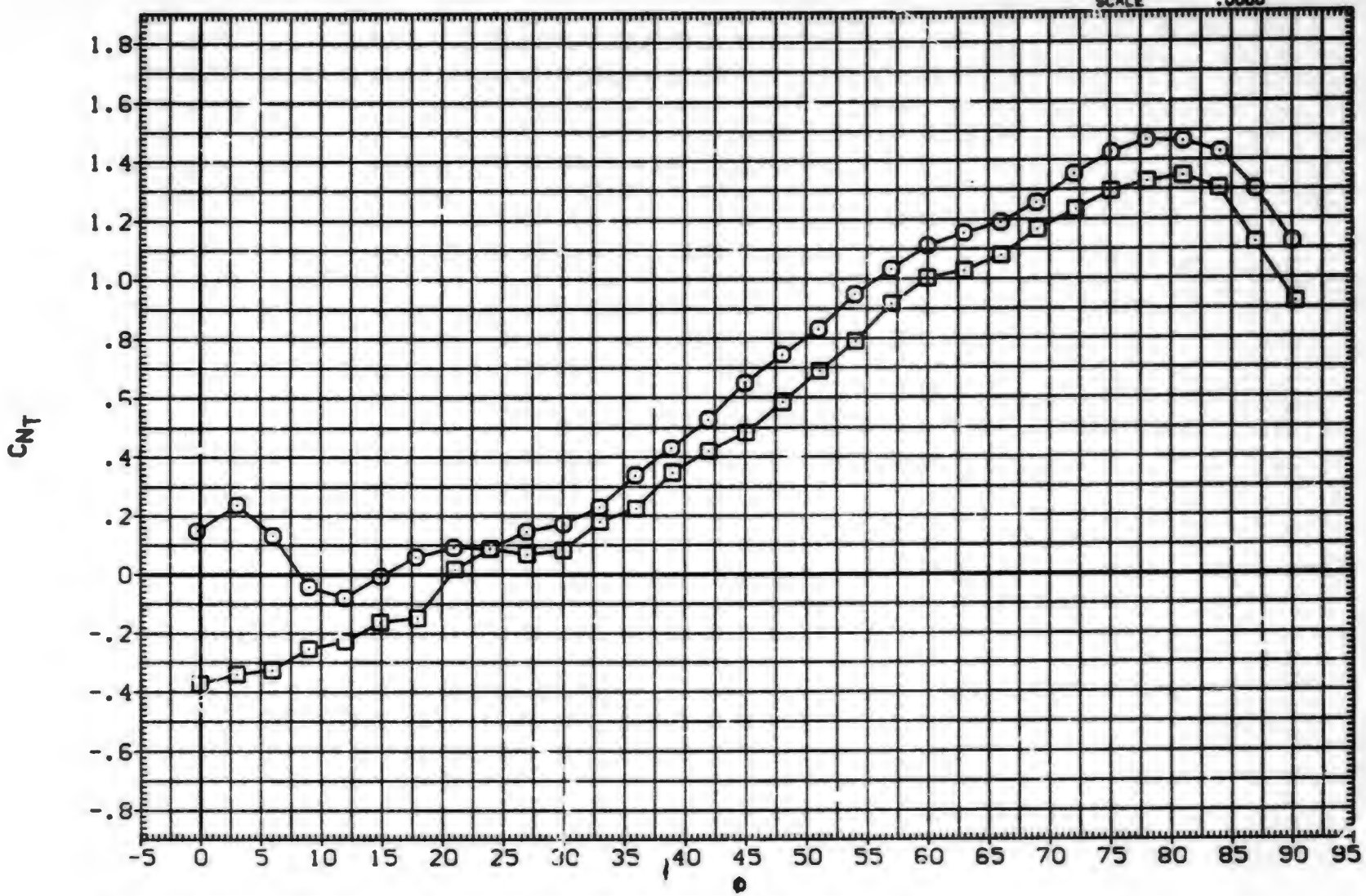

FIN NORMAL FORCE AS A FUNCTION OF ROLL ANGLE. B1T15

(A)MACH = .80

DATA SET	SYMBOL	CONFIGURATION DESCRIPTION	ALPHA	LAMBDA	RT.CRD	SEMSPN
(DXABTH)	○	AEDC TF 368 BODY-TAIL. BIT15 (TAIL FIN Y1)	30.000	.500	4.996	1.875
(DXABLH)	□	AEDC TF 368 BODY-TAIL. BIT15 (TAIL FIN T4)	30.000	.500	4.996	1.875

REFERENCE INFORMATION

SREF	7.0240	SQ.IN.
LREF	4.9960	IN.
BREF	1.8750	IN.
XMRP	.5500	IN.
YMRP	.0000	IN.
ZMRP	.0000	IN.
SCALE	.0000	

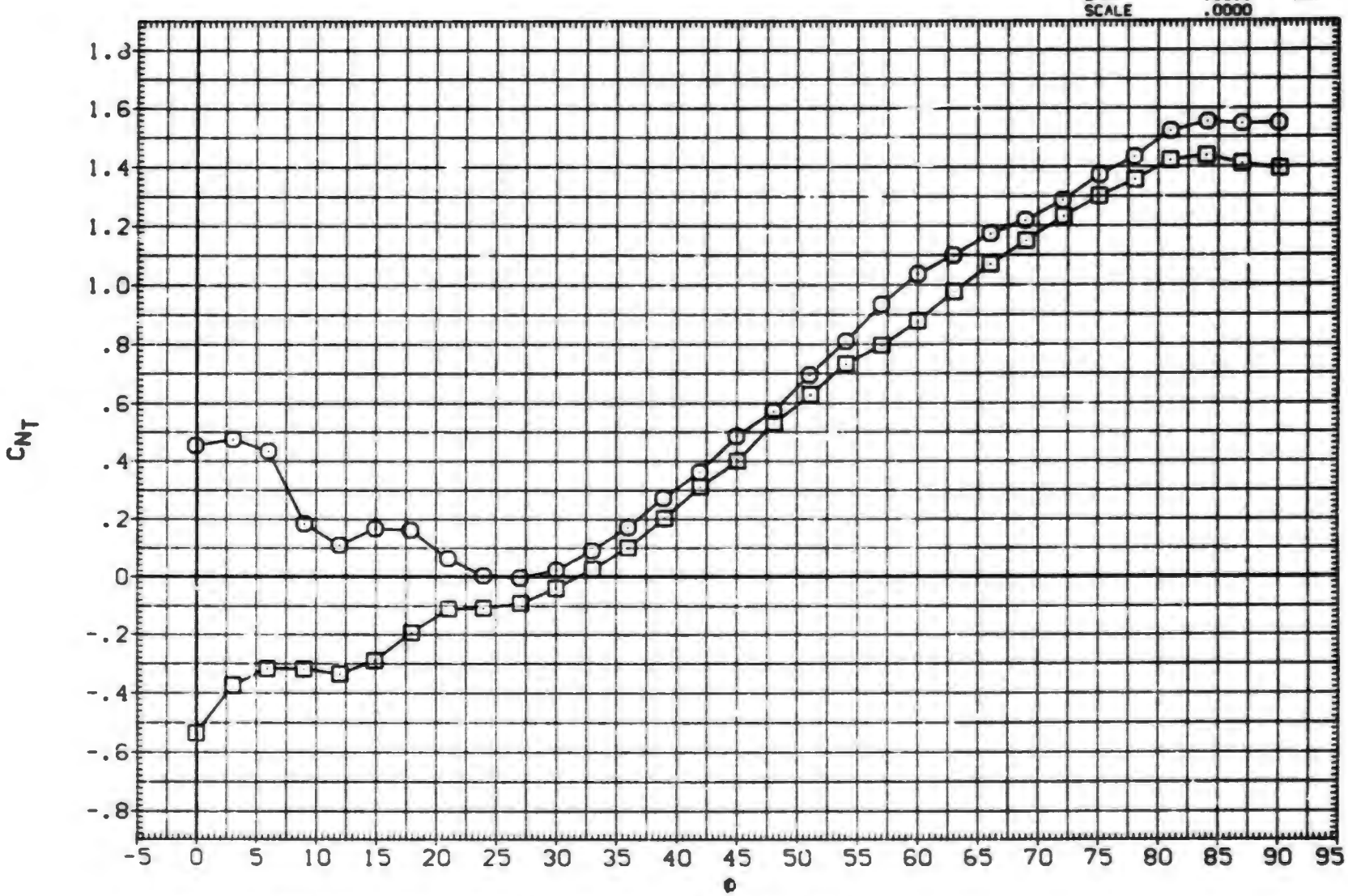

FIN NORMAL FORCE AS A FUNCTION OF ROLL ANGLE. BIT15

(B)MACH = 1.00

DATA SET	SYMBOL	CONFIGURATION DESCRIPTION	ALPHA	LAMBDA	RT.CRD	SEMSPN
(DXABTH)	○	AEDC TF 368 BODY-TAIL. BIT15 (TAIL FIN T1)	30.000	.500	4.996	1.875
(DXABLH)	□	AEDC TF 368 BODY-TAIL. BIT15 (TAIL FIN T4)	30.000	.500	4.996	1.875

REFERENCE INFORMATION		
SREF	7.0240	SQ.IN.
LREF	4.9960	IN.
BREF	1.8750	IN.
XMRP	.5500	IN.
YMRP	.0000	IN.
ZMRP	.0000	IN.
SCALE	.0000	

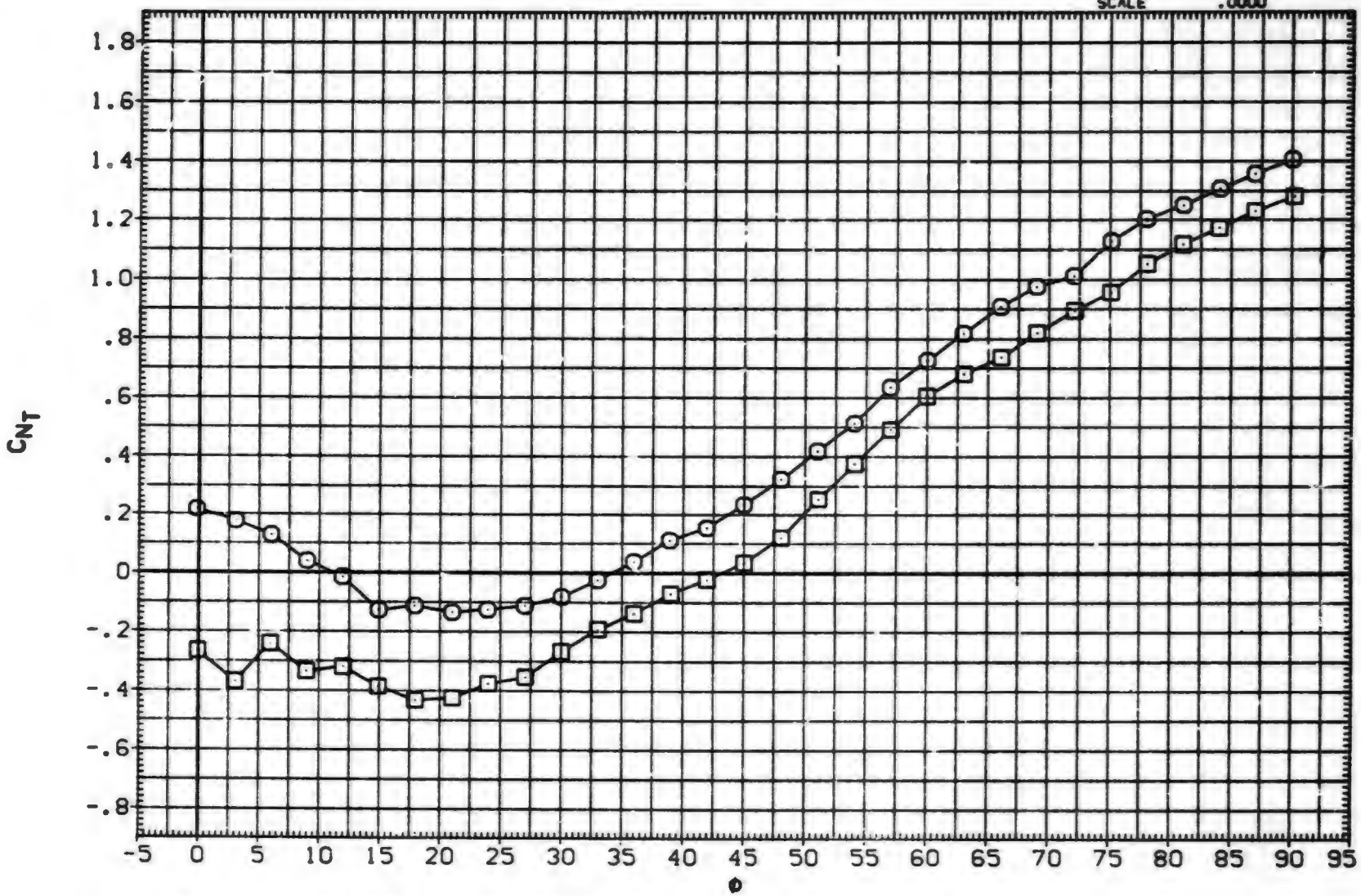

FIN NORMAL FORCE AS A FUNCTION OF ROLL ANGLE. BIT15

(C)MACH = 1.20

DATA SET	SYMBOL	CONFIGURATION DESCRIPTION	ALPHA	LAMBDA	RT.CRD	SEMSPN
(DXABTH)	8	AEDC TF 368 BODY-TAIL. B1T15 (TAIL FIN T1)	30.000	.500	4.996	1.875
(DXABLH)	8	AEDC TF 368 BODY-TAIL. B1T15 (TAIL FIN T4)	30.000	.500	4.996	1.875

REFERENCE INFORMATION

SREF	7.0240	SQ.IN.
LREF	4.9960	IN.
BREF	1.8750	IN.
XMRP	.5500	IN.
YMRP	.0000	IN.
ZMRP	.0000	IN.
SCALE	.0000	

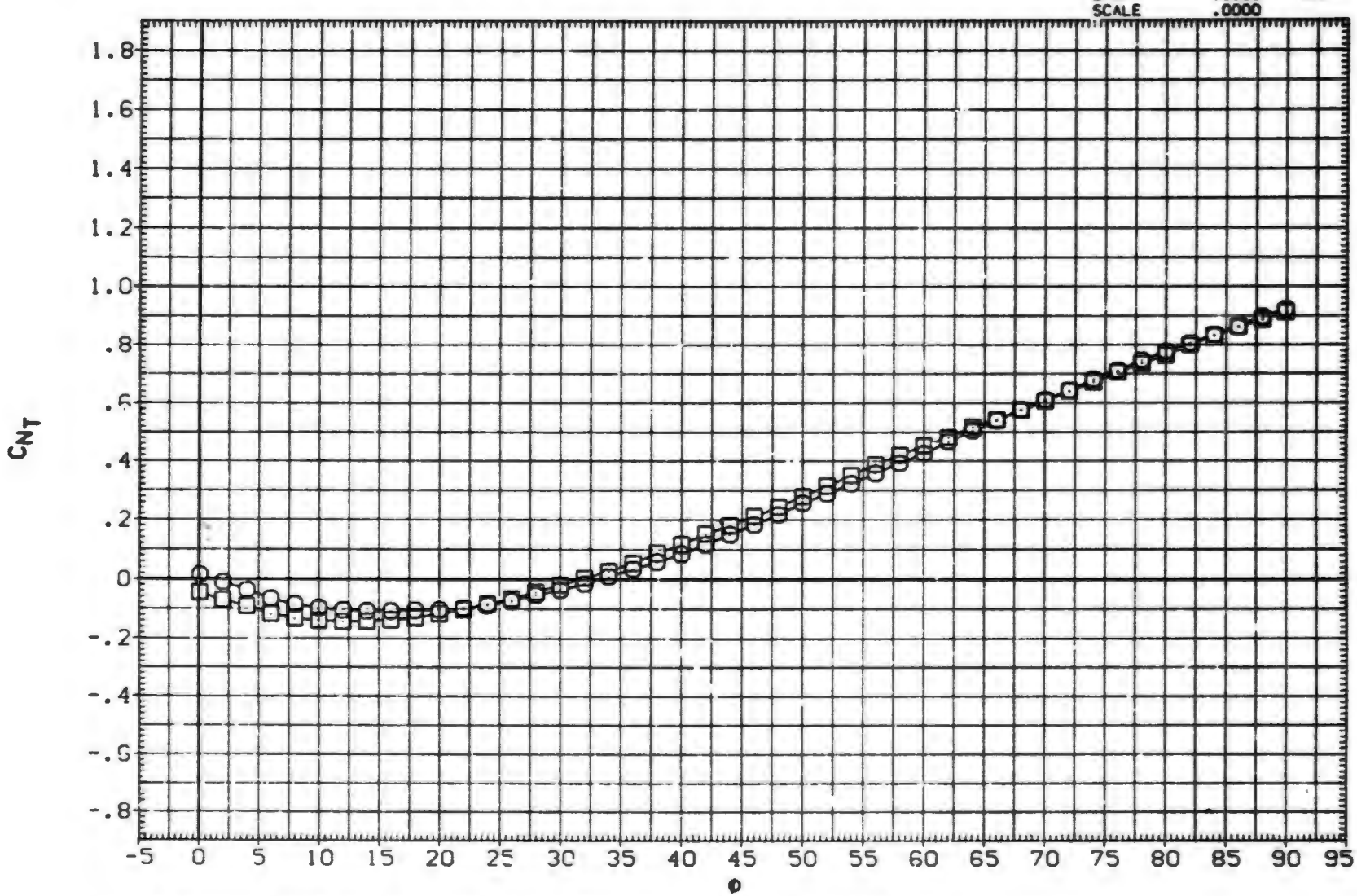

FIN NORMAL FORCE AS A FUNCTION OF ROLL ANGLE. B1T15

(D)MACH = 2.00

DATA SET	SYMBOL	CONFIGURATION DESCRIPTION	ALPHA	LAMBDA	RT.CRD	SEMSPN
(DXABTH)	○	AEDC TF 368 BODY-TAIL. B1T15 (TAIL FIN T1)	30.000	.500	4.996	1.875
(DXABLH)	□	AEDC TF 368 BODY-TAIL. 91T15 (TAIL FIN T4)	30.000	.500	4.996	1.875

REFERENCE INFORMATION

SREF	7.0240	SQ.IN.
LREF	4.9960	IN.
BREF	1.8750	IN.
XMRP	.5500	IN.
YMRP	.0000	IN.
ZMRP	.0000	IN.
SCALE	.0000	

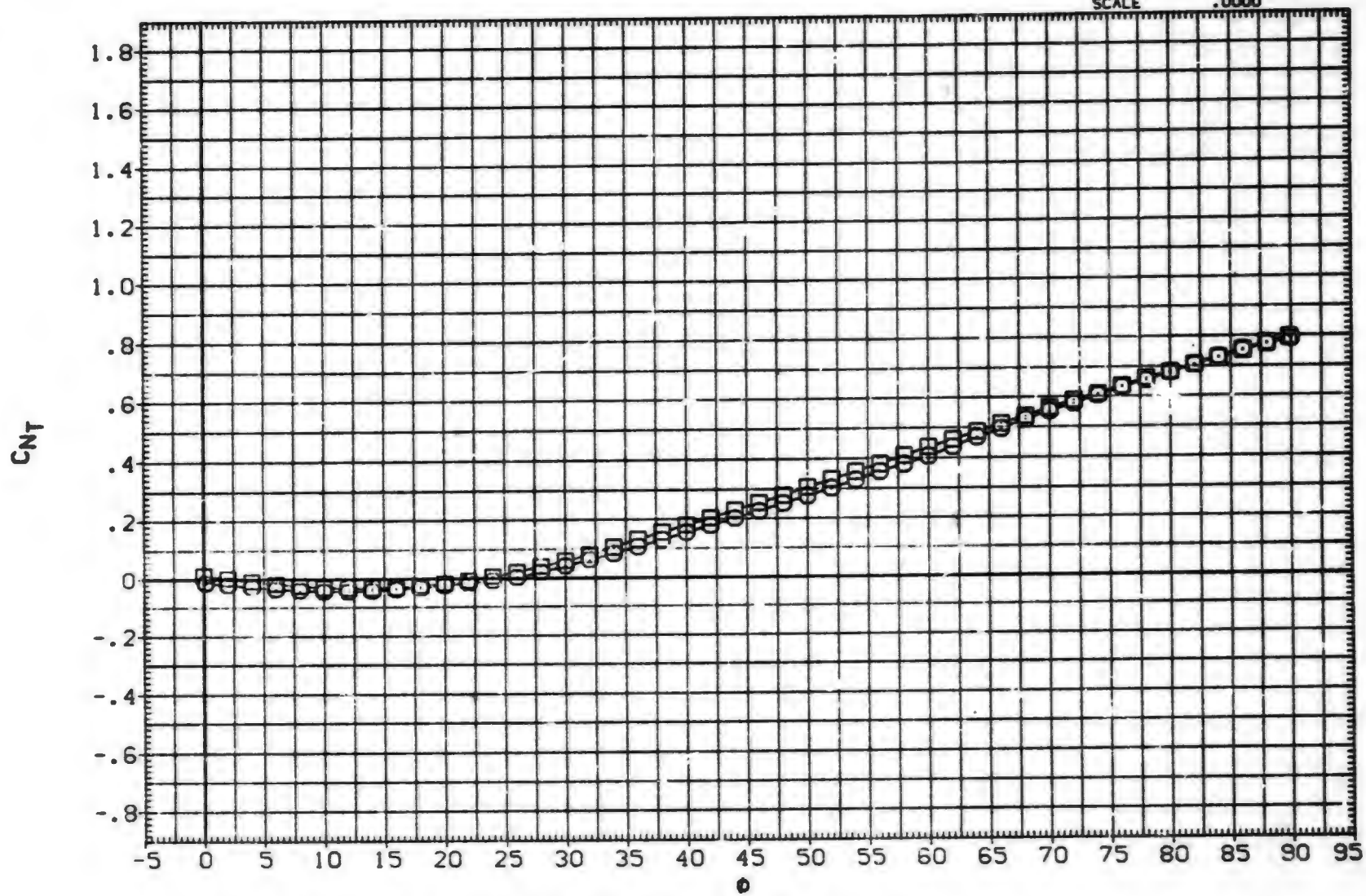

FIN NORMAL FORCE AS A FUNCTION OF ROLL ANGLE. 31T15

(E)MACH = 2.50

DATA SET	SYMBOL	CONFIGURATION DESCRIPTION	ALPHA	LAMBDA	RT.CRD	SEMSPN
(DXABTH)	○	AEDC TF 368 BODY-TAIL. B1T15 (TAIL FIN T1)	30.000	.500	4.996	1.875
(DXABLH)	□	AEDC TF 368 BODY-TAIL. B1T15 (TAIL FIN T4)	30.000	.500	4.996	1.875

REFERENCE INFORMATION

SREF	7.0240	SQ.IN.
LREF	4.9960	IN.
BREF	1.8750	IN.
XMRP	.5500	IN.
YMRP	.0000	IN.
ZMRP	.0000	IN.
SCALE	.0000	

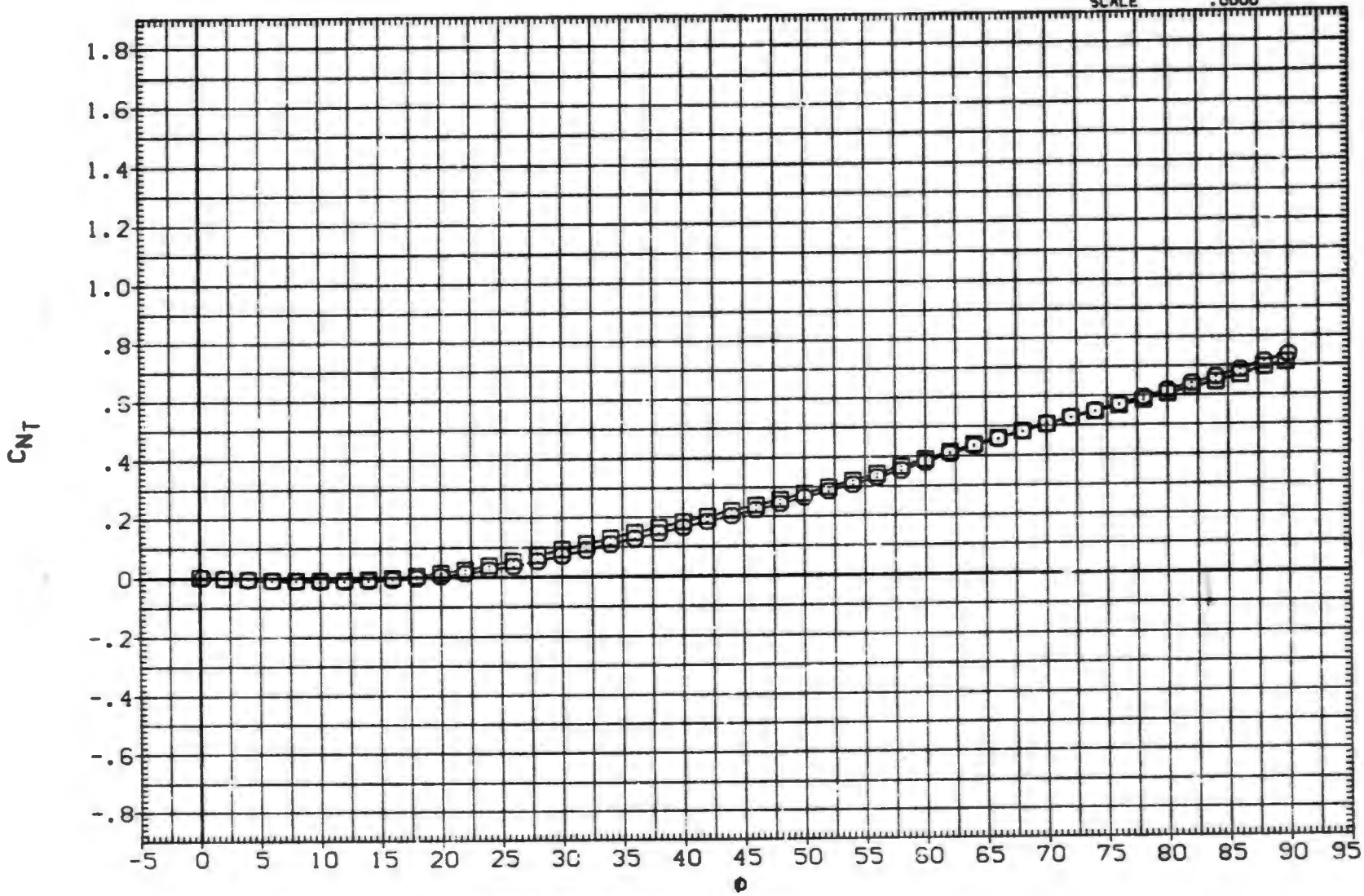

FIN NORMAL FORCE AS A FUNCTION OF ROLL ANGLE. B1T15

(F)MACH = 3.01

DATA SET	SYMBOL	CONFIGURATION DESCRIPTION	ALPHA	LAMBDA	RT.CRD	SEMSPN
(RXA080)	○	MDAC 261/AEDC 52 BODY-TAIL. B1T14	.000	.000	7.499	1.875
(RXA082)	□	MDAC 261/AEDC 52 BODY-TAIL. B1T14	2.000	.000	7.499	1.875
(RXA083)	◇	MDAC 261/AEDC 52 BODY-TAIL. B1T14	4.140	.000	7.499	1.875
(RXA086)	△	MDAC 261/AEDC 52 BODY-TAIL. B1T14	10.430	.000	7.499	1.875
(RXA088)	◺	MDAC 261/AEDC 52 BODY-TAIL. B1T14	14.890	.000	7.499	1.875
(RXA090)	D	MDAC 261/AEDC 52 BODY-TAIL. B1T14	19.400	.000	7.499	1.875

REFERENCE INFORMATION

SREF	11.0450	SQ.IN.
LREF	3.7500	IN.
BREF	3.7500	IN.
XMRP	24.0000	IN.
YMRP	.0000	IN.
ZMRP	.0000	IN.
SCALE	.0000	

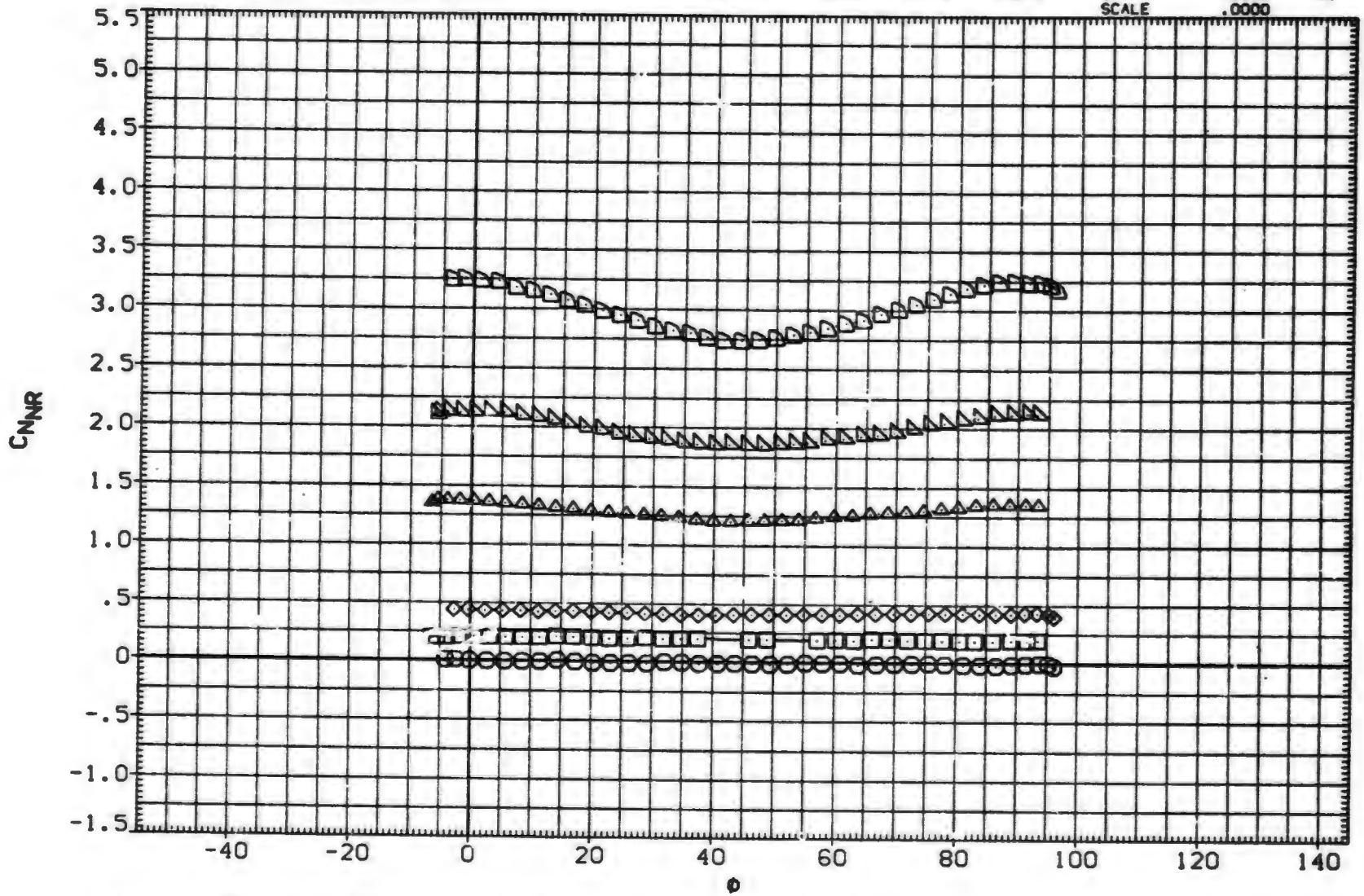

EFFECT OF ROLL ANGLE ON AERODYNAMIC FORCES. B1T14

(A)MACH = .80

DATA SET	SYMBOL	CONFIGURATION DESCRIPTION	ALPHA	LAMBDA	RT.CRD	SEMSPN
(RXA080)	○	DATA NOT AVAILABLE	.000	.000	7.499	1.875
(RXA082)	□	DATA NOT AVAILABLE	2.000	.000	7.499	1.875
(RXA083)	◇	MDAC 261/AEDC 52 BODY-TAIL. B1T14	4.140	.000	7.499	1.875
(RXA086)	△	MDAC 261/AEDC 52 BODY-TAIL. B1T14	10.430	.000	7.499	1.875
(RXA088)	◺	MDAC 261/AEDC 52 BODY-TAIL. B1T14	14.890	.000	7.499	1.875
(RXA090)	▱	MDAC 261/AEDC 52 BODY-TAIL. B1T14	19.400	.000	7.499	1.875

REFERENCE INFORMATION

SREF	11.0450	SQ.IN.
LREF	3.7500	IN.
BREF	3.7500	IN.
XMRP	24.0000	IN.
YMRP	.0000	IN.
ZMRP	.0000	IN.
SCALE	.0000	

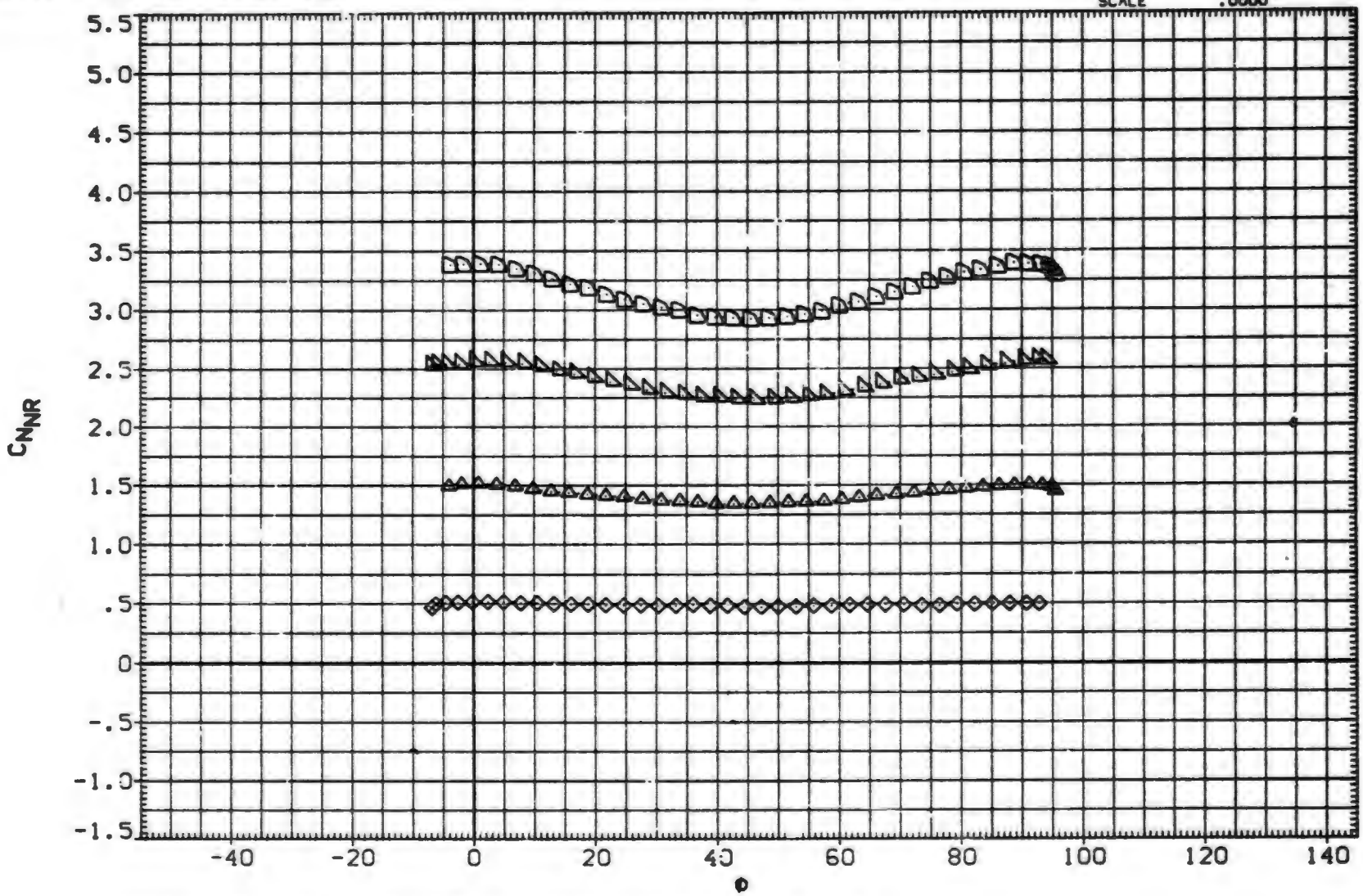

EFFECT OF ROLL ANGLE ON AERODYNAMIC FORCES. B1T14

(B)MACH = 1.01

DATA SET	SYMBOL	CONFIGURATION DESCRIPTION
(RXA080)	○	MDAC 261/AEDC 52 BODY-TAIL. B1T14
(RXA082)	□	MDAC 261/AEDC 52 BODY-TAIL. B1T14
(RXA083)	◇	MDAC 261/AEDC 52 BODY-TAIL. B1T14
(RXA086)	△	MDAC 261/AEDC 52 BODY-TAIL. B1T14
(RXA088)	◺	DATA NOT AVAILABLE
(RXA090)	D	DATA NOT AVAILABLE

ALPHA	LAMBDA	RT.CRD	SEMSPN
.000	.000	7.499	1.875
2.000	.000	7.499	1.875
4.140	.000	7.499	1.875
10.430	.000	7.499	1.875
14.890	.000	7.499	1.875
19.400	.000	7.499	1.875

REFERENCE INFORMATION

SREF	11.0450	90. IN.
LREF	3.7500	IN.
BREF	3.7500	IN.
XMRP	24.0000	IN.
YMRP	.0000	IN.
ZMRP	.0000	IN.
SCALE	.0000	

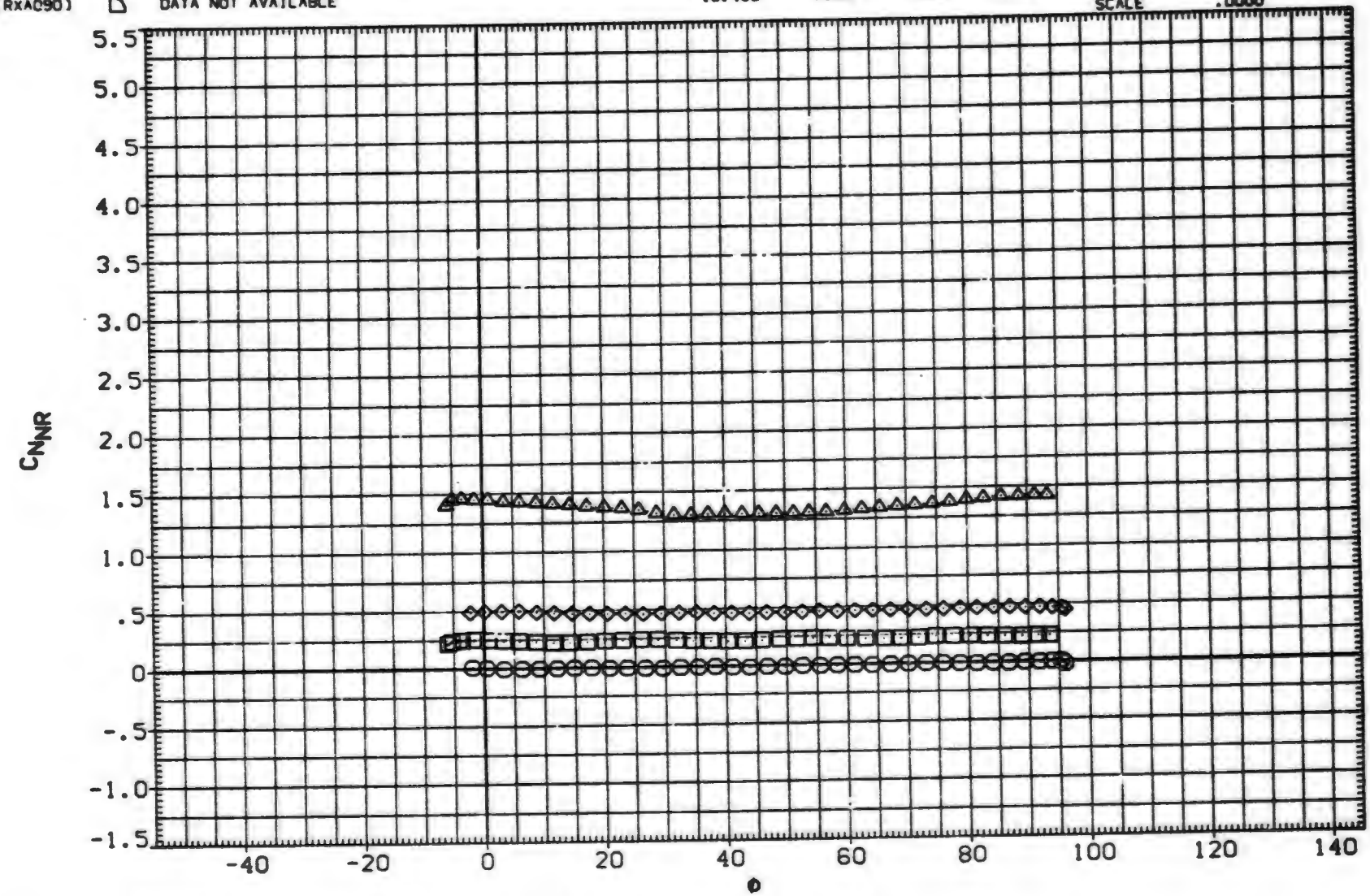

EFFECT OF ROLL ANGLE ON AERODYNAMIC FORCES. B1T14

(C)MACH = 1.18

DATA SET	SYMBOL	CONFIGURATION DESCRIPTION
(RXA080)	○	DATA NOT AVAILABLE
(RXA082)	□	DATA NOT AVAILABLE
(RXA083)	◇	DATA NOT AVAILABLE
(RXA086)	◁	DATA NOT AVAILABLE
(RXA088)	◺	MDAC 261/AEDC 52 BODY-TAIL. B1T14
(RXA090)	◸	MDAC 261/AEDC 52 BODY-TAIL. B1T14

ALPHA	LAMBDA	RT.CRD	SEMSPN
.000	.000	7.499	1.875
2.000	.000	7.499	1.875
4.140	.000	7.499	1.875
10.430	.000	7.499	1.875
14.890	.000	7.499	1.875
19.400	.000	7.499	1.875

REFERENCE INFORMATION

SREF	11.0450	SQ. IN.
LREF	3.7500	IN.
BREF	3.7500	IN.
XMRP	24.0000	IN.
YMRP	.0000	IN.
ZMRP	.0000	IN.
SCALE	.0000	

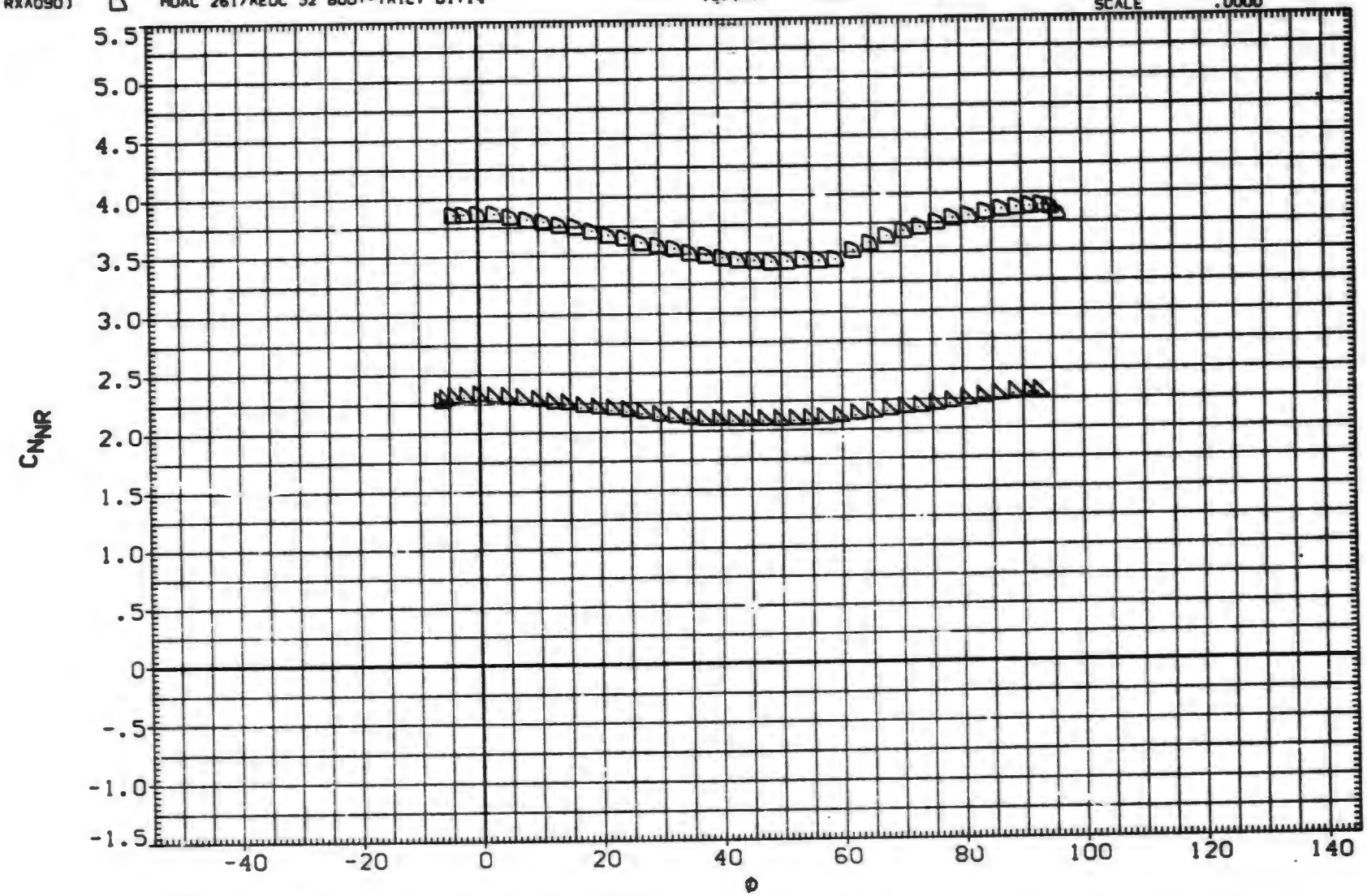

EFFECT OF ROLL ANGLE ON AERODYNAMIC FORCES. B1T14

(D)MACH = 1.22

DATA SET	SYMBOL	CONFIGURATION DESCRIPTION	ALPHA	LAMBDA	RT.CRD	SEMSPN
(RXA080)	○	MDAC 261/AEDC 52 BODY-TAIL. B1T14	.000	.000	7.499	1.875
(RXA082)	□	MDAC 261/AEDC 52 BODY-TAIL. B1T14	2.000	.000	7.499	1.875
(RXA083)	◇	MDAC 261/AEDC 52 BODY-TAIL. B1T14	4.140	.000	7.499	1.875
(RXA086)	◁	MDAC 261/AEDC 52 BODY-TAIL. B1T14	10.430	.000	7.499	1.875
(RXA088)	△	MDAC 261/AEDC 52 BODY-TAIL. B1T14	14.890	.000	7.499	1.875
(RXA090)	▷	MDAC 261/AEDC 52 BODY-TAIL. B1T14	19.400	.000	7.499	1.875

REFERENCE INFORMATION

SREF	11.0450	SQ.IN.
LREF	3.7500	IN.
BREF	3.7500	IN.
XMRP	24.0000	IN.
YMRP	.0000	IN.
ZMRP	.0000	IN.
SCALE	.0000	

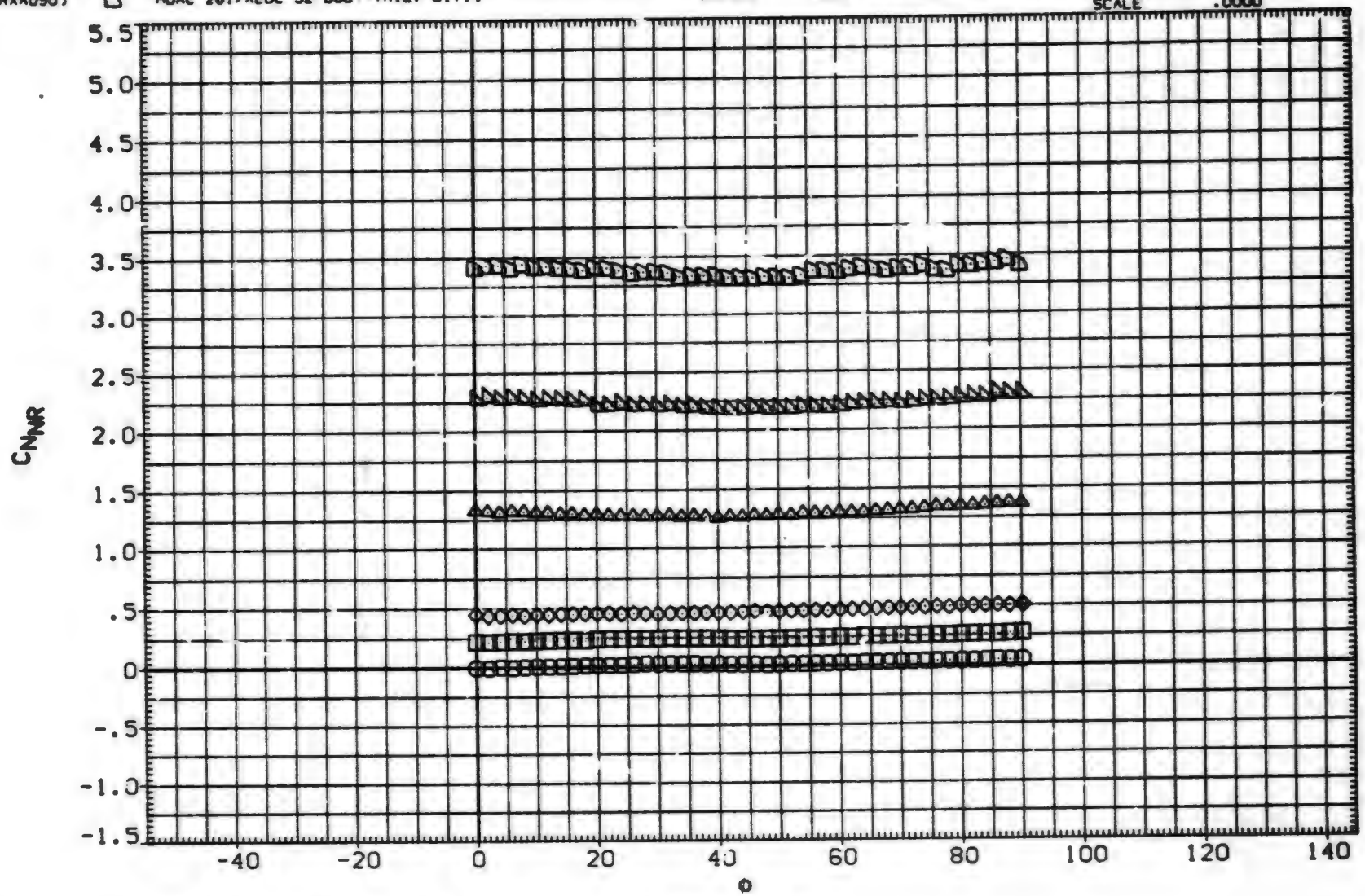

EFFECT OF ROLL ANGLE ON AERODYNAMIC FORCES. B1T14

(E)MACH = 1.76

DATA SET	SYMBOL	CONFIGURATION DESCRIPTION	ALPHA	LAMBDA	RT.CRD	SEMSPN
(RXA080)	○	MDAC 261/AEDC 52 BODY-TAIL. B1T14	.000	.000	7.499	1.875
(RXA082)	□	MDAC 261/AEDC 52 BODY-TAIL. B1T14	2.000	.000	7.499	1.875
(RXA083)	◇	MDAC 261/AEDC 52 BODY-TAIL. B1T14	4.140	.000	7.499	1.875
(RXA086)	△	MDAC 261/AEDC 52 BODY-TAIL. B1T14	10.430	.000	7.499	1.875
(RXA088)	◁	MDAC 261/AEDC 52 BODY-TAIL. B1T14	14.890	.000	7.499	1.875
(RXA090)	▷	MDAC 261/AEDC 52 BODY-TAIL. B1T14	19.400	.000	7.499	1.875

REFERENCE INFORMATION

SREF	11.0450	SQ.IN.
LREF	3.7500	IN.
BREF	3.7500	IN.
XMRP	24.0000	IN.
YMRP	.0000	IN.
ZMRP	.0000	IN.
SCALE	.0000	

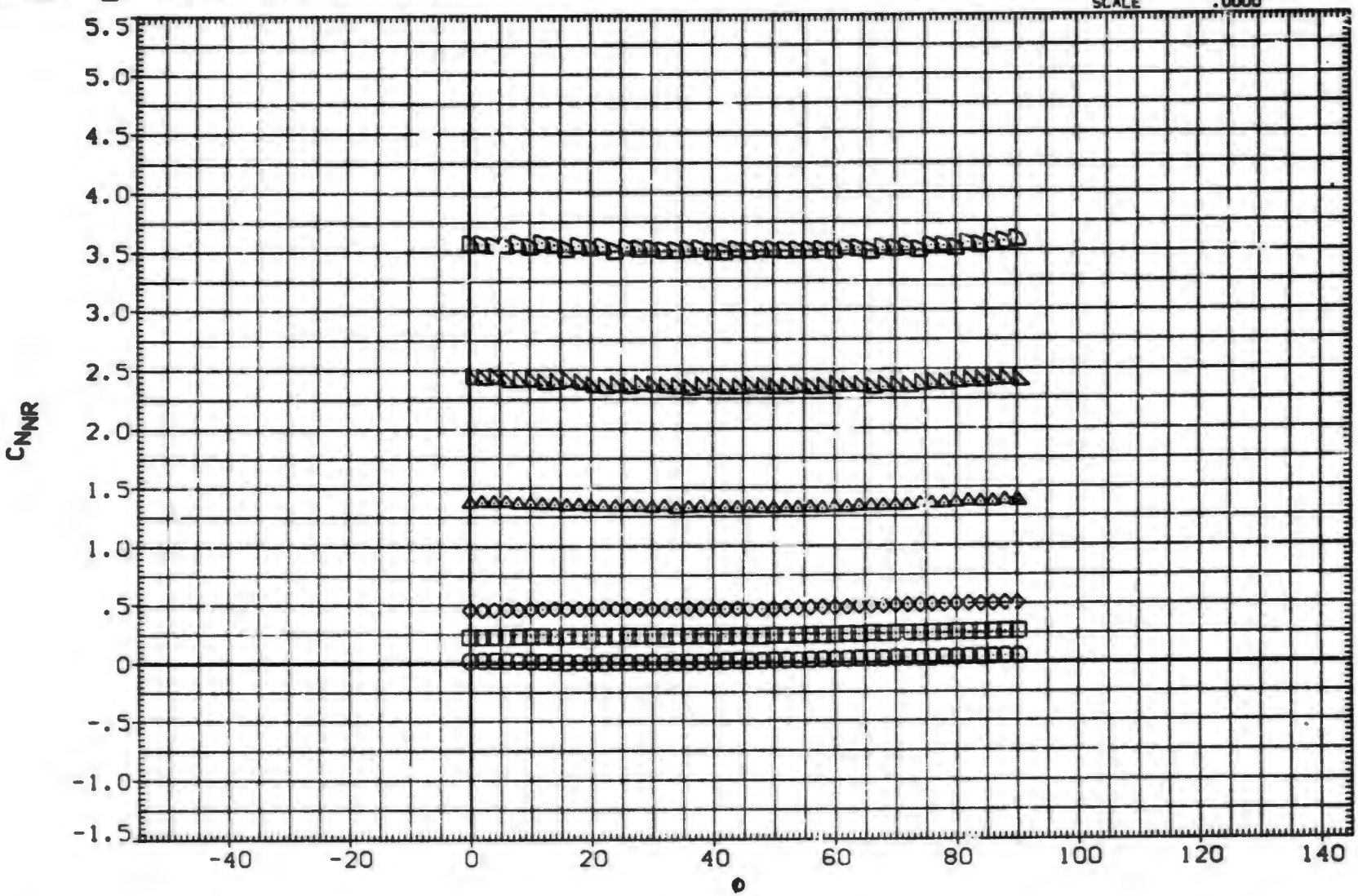

EFFECT OF ROLL ANGLE ON AERODYNAMIC FORCES. B1T14

(F)MACH = 2.00

DATA SET	SYMBOL	CONFIGURATION DESCRIPTION	ALPHA	LAMBDA	RT.CRD	SEMSPN
(RXA080)	○	MDAC 261/AEDC 52 BODY-TAIL. B1T14	.000	.000	7.499	1.875
(RXA082)	□	MDAC 261/AEDC 52 BODY-TAIL. B1T14	2.000	.000	7.499	1.875
(RXA083)	◇	MDAC 261/AEDC 52 BODY-TAIL. B1T14	4.140	.000	7.499	1.875
(RXA086)	△	MDAC 261/AEDC 52 BODY-TAIL. B1T14	10.430	.000	7.499	1.875
(RXA088)	▽	MDAC 261/AEDC 52 BODY-TAIL. B1T14	14.890	.000	7.499	1.875
(RXA090)	⊂	MDAC 261/AEDC 52 BODY-TAIL. B1T14	19.400	.000	7.499	1.875

REFERENCE INFORMATION

SREF	11.0450	SQ.IN.
LREF	3.7500	IN.
BREF	3.7500	IN.
XMRP	24.0000	IN.
YMRP	.0000	IN.
ZMRP	.0000	IN.
SCALE	.0000	

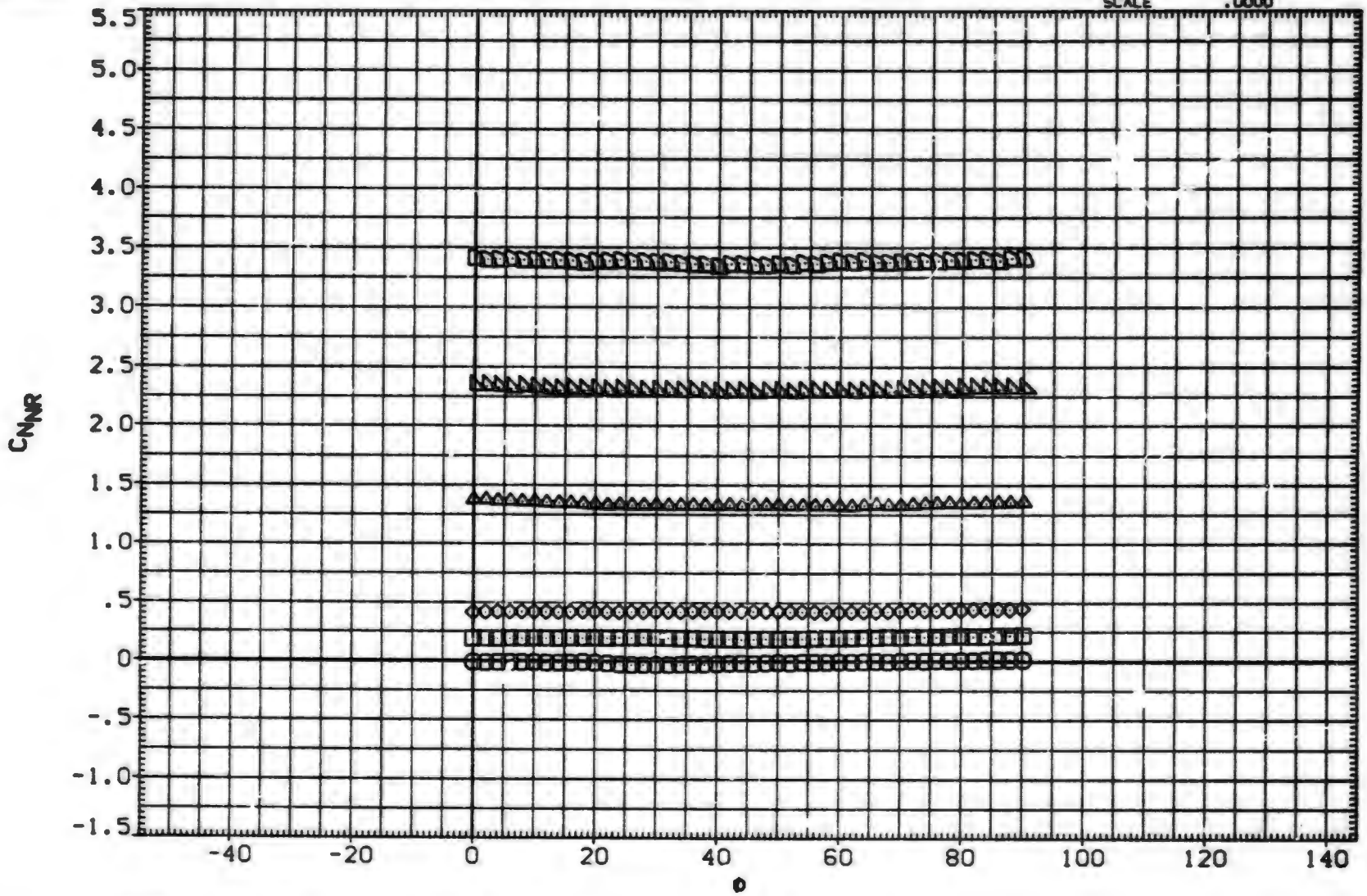

EFFECT OF ROLL ANGLE ON AERODYNAMIC FORCES. B1T14

(G)MACH = 2.50

DATA SET	SYMBOL	CONFIGURATION DESCRIPTION
(RXA080)	○	MDAC 261/AEDC 52 BODY-TAIL. B1T14
(RXA082)	□	MDAC 261/AEDC 52 BODY-TAIL. B1T14
(RXA083)	◇	MDAC 261/AEDC 52 BODY-TAIL. B1T14
(RXA086)	△	MDAC 261/AEDC 52 BODY-TAIL. B1T14
(RXA088)	◺	MDAC 261/AEDC 52 BODY-TAIL. B1T14
(RXA090)	D	MDAC 261/AEDC 52 BODY-TAIL. B1T14

ALPHA	LAMBDA	RT.CRD	SEMSPN
.000	.000	7.499	1.875
2.000	.000	7.499	1.875
4.140	.000	7.499	1.875
10.430	.000	7.499	1.875
14.890	.000	7.499	1.875
19.400	.000	7.499	1.875

REFERENCE INFORMATION

SREF	11.0450	SQ.IN.
LREF	3.7500	IN.
BREF	3.7500	IN.
XMRP	24.0000	IN.
YMRP	.0000	IN.
ZMRP	.0000	IN.
SCALE	.0000	

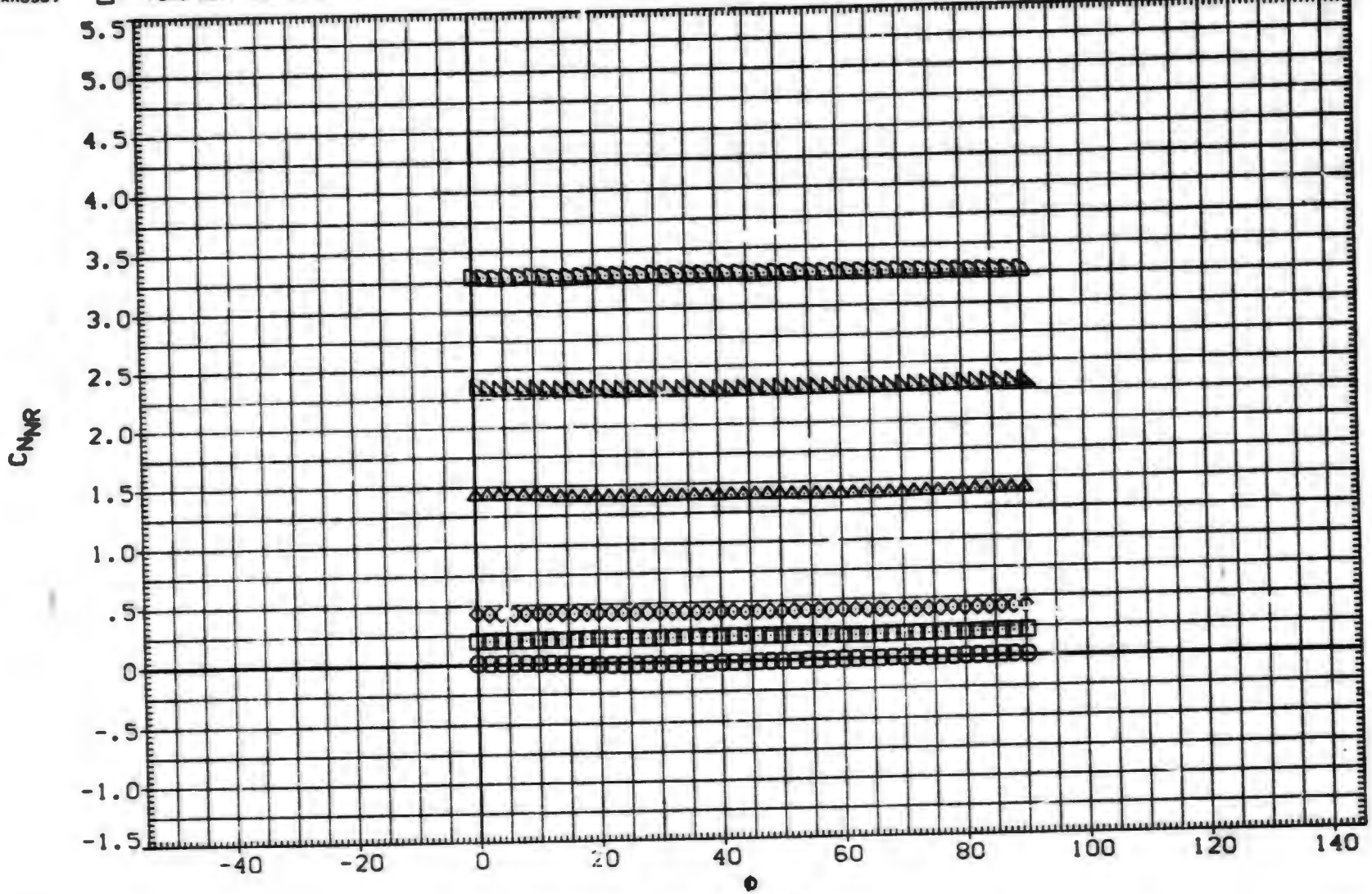

EFFECT OF ROLL ANGLE ON AERODYNAMIC FORCES. B1T14

(H)MACH = 3.01

DATA SET	SYMBOL	CONFIGURATION DESCRIPTION	ALPHA	LAMBDA	RT.CRD	SEMSPN
(RXA080)	○	MDAC 261/AEDC 52 BODY-TAIL. B1T14	.000	.000	7.499	1.875
(RXA082)	□	MDAC 261/AEDC 52 BODY-TAIL. B1T14	2.000	.000	7.499	1.875
(RXA083)	◇	MDAC 261/AEDC 52 BODY-TAIL. B1T14	4.140	.000	7.499	1.875
(RXA086)	△	MDAC 261/AEDC 52 BODY-TAIL. B1T14	10.430	.000	7.499	1.875
(RXA088)	◺	MDAC 261/AEDC 52 BODY-TAIL. B1T14	14.890	.000	7.499	1.875
(RXA090)	◻	MDAC 261/AEDC 52 BODY-TAIL. B1T14	19.400	.000	7.499	1.875

REFERENCE INFORMATION

SREF	11.0450	SQ.IN.
LREF	3.7500	IN.
BREF	3.7500	IN.
XMRP	24.0000	IN.
YMRP	.0000	IN.
ZMRP	.0000	IN.
SCALE	.0000	

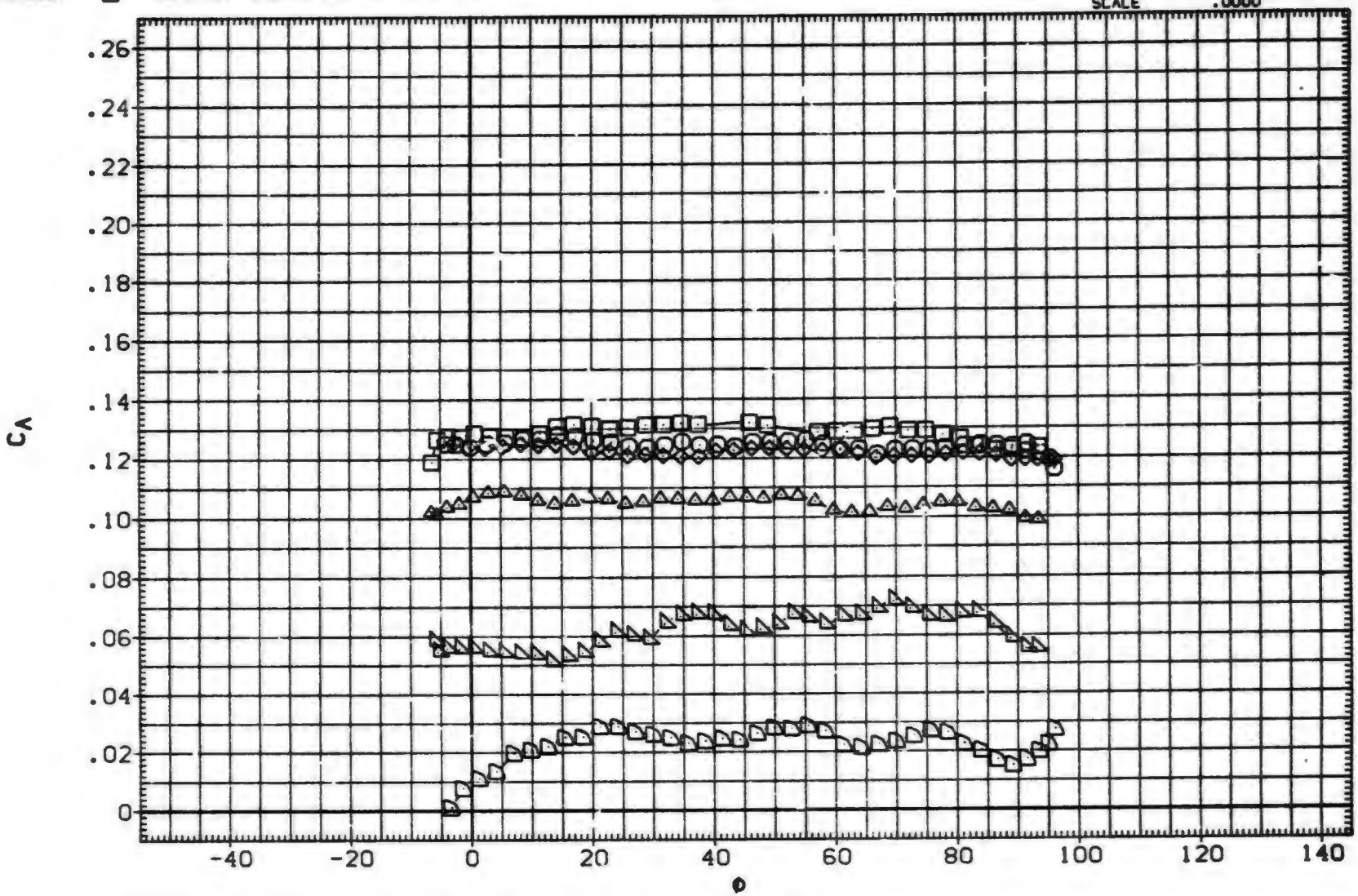

EFFECT OF ROLL ANGLE ON AERODYNAMIC FORCES, B1T14

(A)MACH = .80

DATA SET	SYMBOL	CONFIGURATION DESCRIPTION	ALPHA	LAMBDA	RT.CRD	SEMSPN
(RXA080)	○	DATA NOT AVAILABLE	.000	.000	7.499	1.875
(RXA082)	□	DATA NOT AVAILABLE	2.000	.000	7.499	1.875
(RXA083)	◇	MDAC 261/AEDC 52 BODY-TAIL. B1T14	4.140	.000	7.499	1.875
(RXA086)	△	MDAC 261/AEDC 52 BODY-TAIL. B1T14	10.430	.000	7.499	1.875
(RXA088)	◭	MDAC 261/AEDC 52 BODY-TAIL. B1T14	14.890	.000	7.499	1.875
(RXA090)	◺	MDAC 261/AEDC 52 BODY-TAIL. B1T14	19.400	.000	7.499	1.875

REFERENCE INFORMATION		
SREF	11.0450	SQ. IN.
LREF	3.7500	IN.
BREF	3.7500	IN.
XMRP	24.0000	IN.
YMRP	.0000	IN.
ZMRP	.0000	IN.
SCALE	.0000	

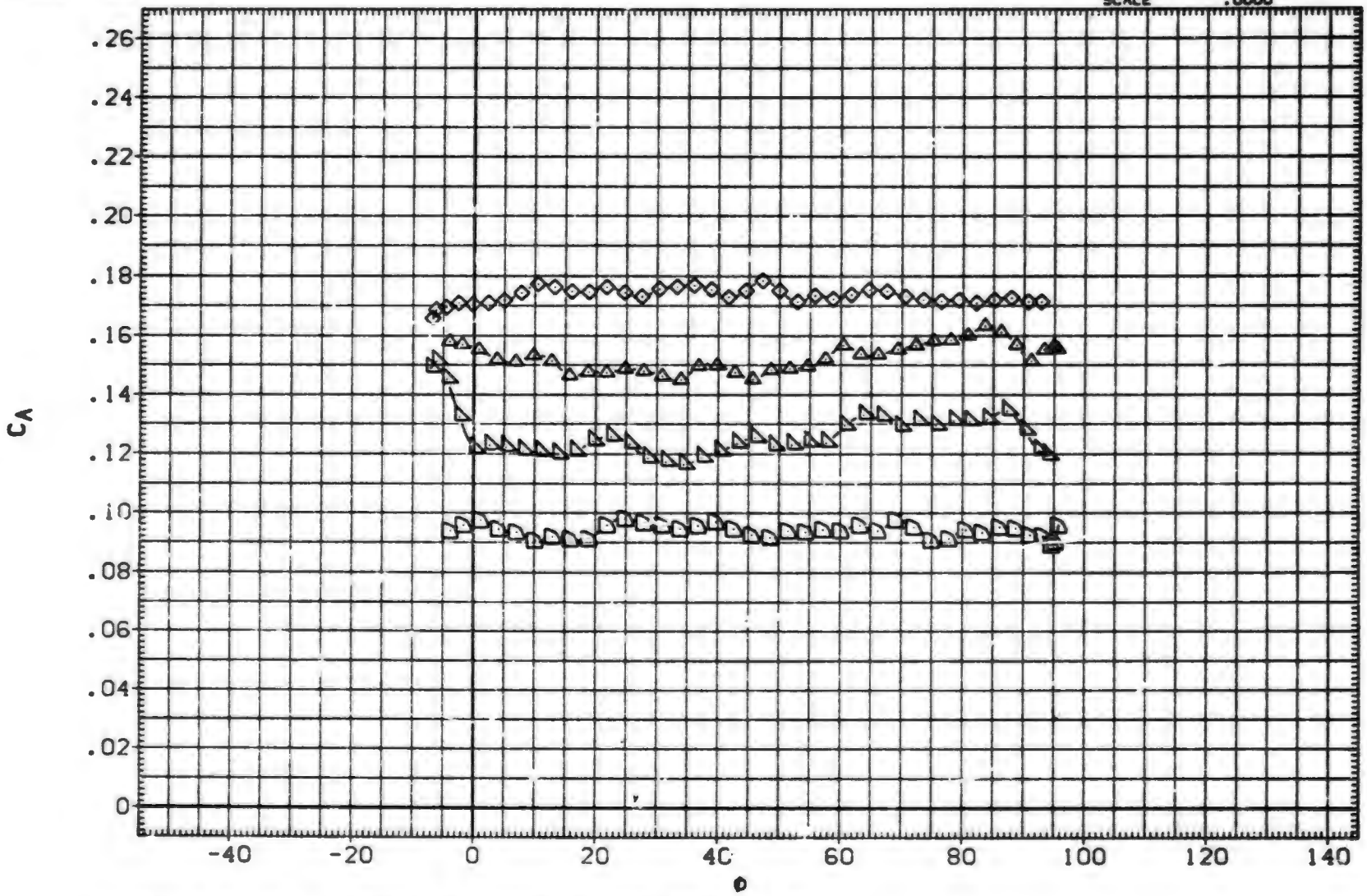

EFFECT OF ROLL ANGLE ON AERODYNAMIC FORCES. B1T14

(B)MACH = 1.01

DATA SET	SYMBOL	CONFIGURATION DESCRIPTION	ALPHA	LAMBDA	RT.CRD	SEMSPN
(RXA080)	○	MDAC 261/AEDC 52 BODY-TAIL. B1T14	.000	.000	7.499	1.875
(RXA082)	□	MDAC 261/AEDC 52 BODY-TAIL. B1T14	2.000	.000	7.499	1.875
(RXA083)	◇	MDAC 261/AEDC 52 BODY-TAIL. B1T14	4.140	.000	7.499	1.875
(RXA086)	△	MDAC 261/AEDC 52 BODY-TAIL. B1T14	10.430	.000	7.499	1.875
(RXA088)	◺	DATA NOT AVAILABLE	14.890	.000	7.499	1.875
(RXA090)	▱	DATA NOT AVAILABLE	19.400	.000	7.499	1.875

REFERENCE INFORMATION

SREF	11.0450	SQ. IN.
LREF	3.7500	IN.
BREF	3.7500	IN.
XMRP	24.0000	IN.
YMRP	.0000	IN.
ZMRP	.0000	IN.
SCALE	.0000	

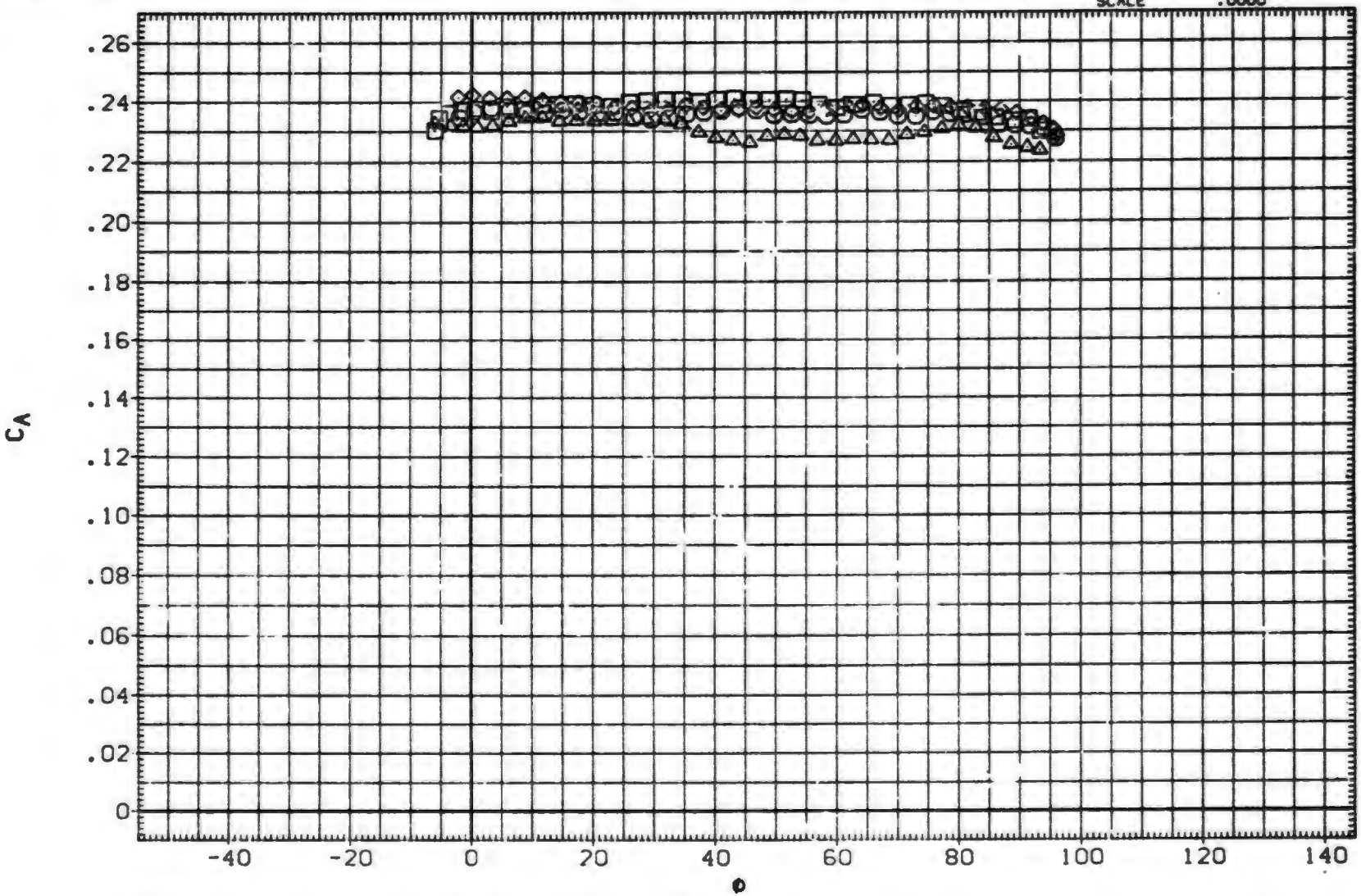

EFFECT OF ROLL ANGLE ON AERODYNAMIC FORCES. B1T14

(C)MACH = 1.18

DATA SET	SYMBOL	CONFIGURATION DESCRIPTION
(RXA080)	○	DATA NOT AVAILABLE
(RXA082)	□	DATA NOT AVAILABLE
(RXA083)	◇	DATA NOT AVAILABLE
(RXA086)	◁	DATA NOT AVAILABLE
(RXA088)	△	MDAC 261/AEDC 52 BODY-TAIL. B1T14
(RXA090)	D	MDAC 261/AEDC 52 BODY-TAIL. B1T14

ALPHA	LAMBDA	RT.CRD	SEMSPN
.000	.000	7.499	1.875
2.000	.000	7.499	1.875
4.140	.000	7.499	1.875
10.430	.000	7.499	1.875
14.890	.000	7.499	1.875
19.400	.000	7.499	1.875

REFERENCE INFORMATION		
SREF	11.0450	SQ. IN.
LREF	3.7500	IN.
BREF	3.7500	IN.
XMRP	24.0000	IN.
YMRP	.0000	IN.
ZMRP	.0000	IN.
SCALE	.0000	

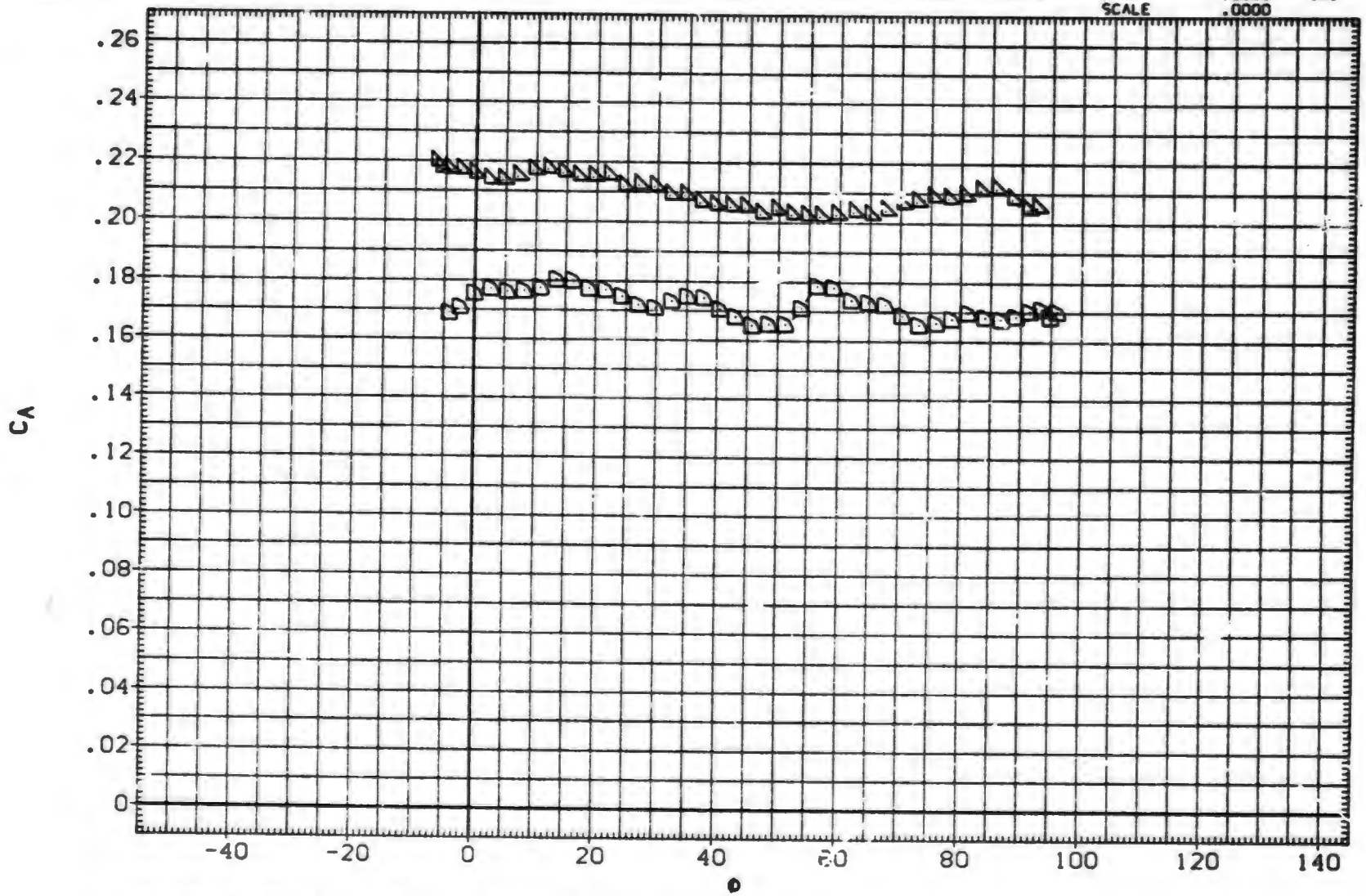

EFFECT OF ROLL ANGLE ON AERODYNAMIC FORCES. B1T14

(D)MACH = 1.22

DATA SET	SYMBOL	CONFIGURATION DESCRIPTION	ALPHA	LAMBDA	RT.CRD	SEMSPN
(RXA080)	○	MDAC 261/AEDC 52 BODY-TAIL. B1T14	.000	.000	7.499	1.875
(RXA082)	□	MDAC 261/AEDC 52 BODY-TAIL. B1T14	2.000	.000	7.499	1.875
(RXA083)	◇	MDAC 261/AEDC 52 BODY-TAIL. B1T14	4.140	.000	7.499	1.875
(RXA086)	△	MDAC 261/AEDC 52 BODY-TAIL. B1T14	10.430	.000	7.499	1.875
(RXA088)	◺	MDAC 261/AEDC 52 BODY-TAIL. B1T14	14.890	.000	7.499	1.875
(RXA090)	◸	MDAC 261/AEDC 52 BODY-TAIL. B1T14	19.400	.000	7.499	1.875

REFERENCE INFORMATION

SREF	11.0450	SQ.IN.
LREF	3.7500	IN.
BREF	3.7500	IN.
XMRP	24.0000	IN.
YMRP	.0000	IN.
ZMRP	.0000	IN.
SCALE	.0000	

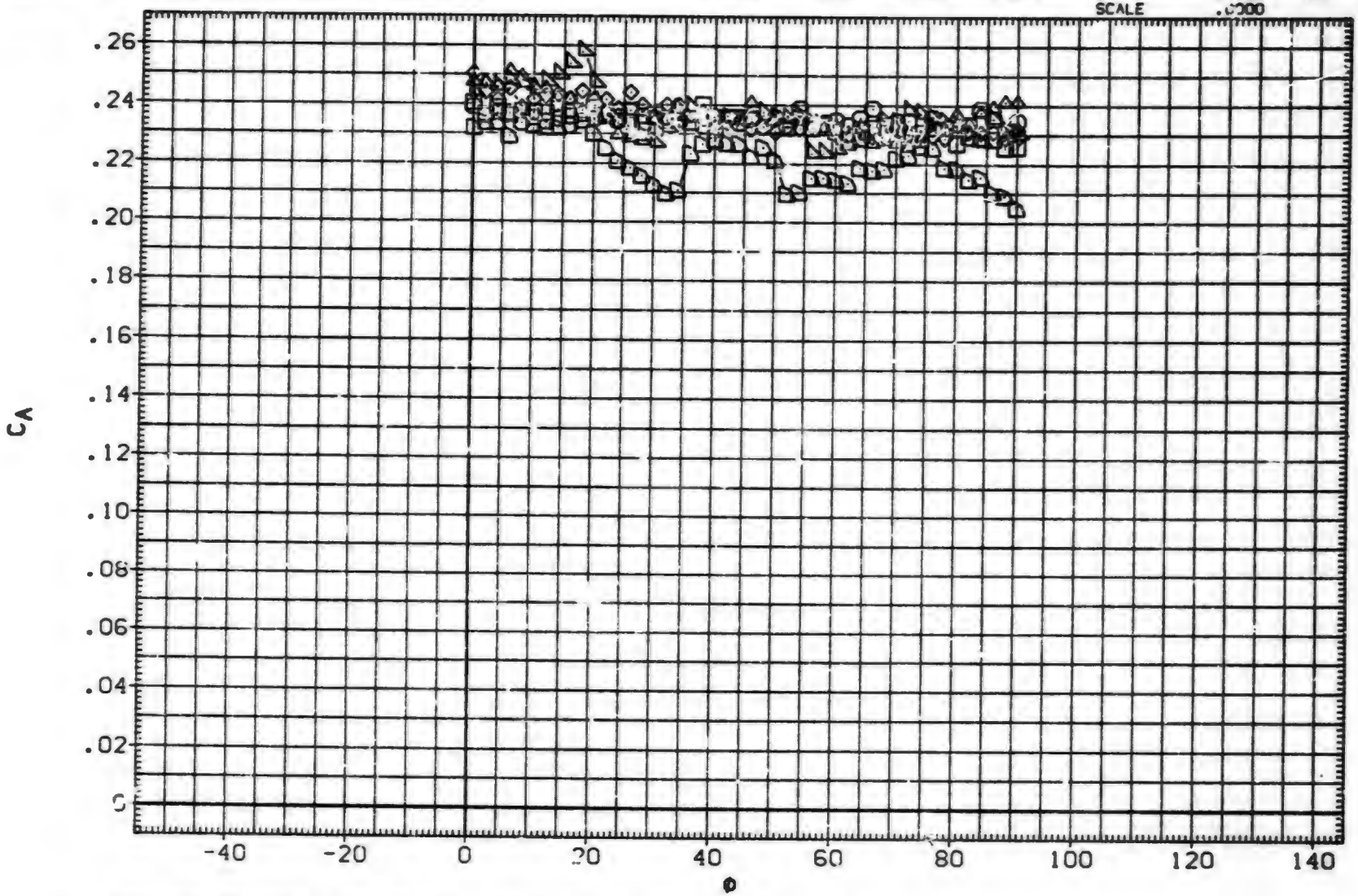

EFFECT OF ROLL ANGLE ON AERODYNAMIC FORCES. B1T14

(E)MACH = 1.76

DATA SET	SYMBOL	CONFIGURATION DESCRIPTION	ALPHA	LAMBDA	RT.CRD	SEMSPN
(RXA080)	○	MDAC 261/AEDC 52 BODY-TAIL. BIT14	.000	.000	7.499	1.875
(RXA082)	□	MDAC 261/AEDC 52 BODY-TAIL. BIT14	2.000	.000	7.499	1.875
(RXA083)	◇	MDAC 261/AEDC 52 BODY-TAIL. BIT14	4.140	.000	7.499	1.875
(RXA086)	△	MDAC 261/AEDC 52 BODY-TAIL. BIT14	10.430	.000	7.499	1.875
(RXA088)	◁	MDAC 261/AEDC 52 BODY-TAIL. BIT14	14.890	.000	7.499	1.875
(RXA090)	▷	MDAC 261/AEDC 52 BODY-TAIL. BIT14	19.400	.000	7.499	1.875

REFERENCE INFORMATION

SREF	11.0450	SQ. IN.
LREF	3.7500	IN.
BREF	3.7500	IN.
XMRP	24.0000	IN.
YMRP	.0000	IN.
ZMRP	.0000	IN.
SCALE	.0000	

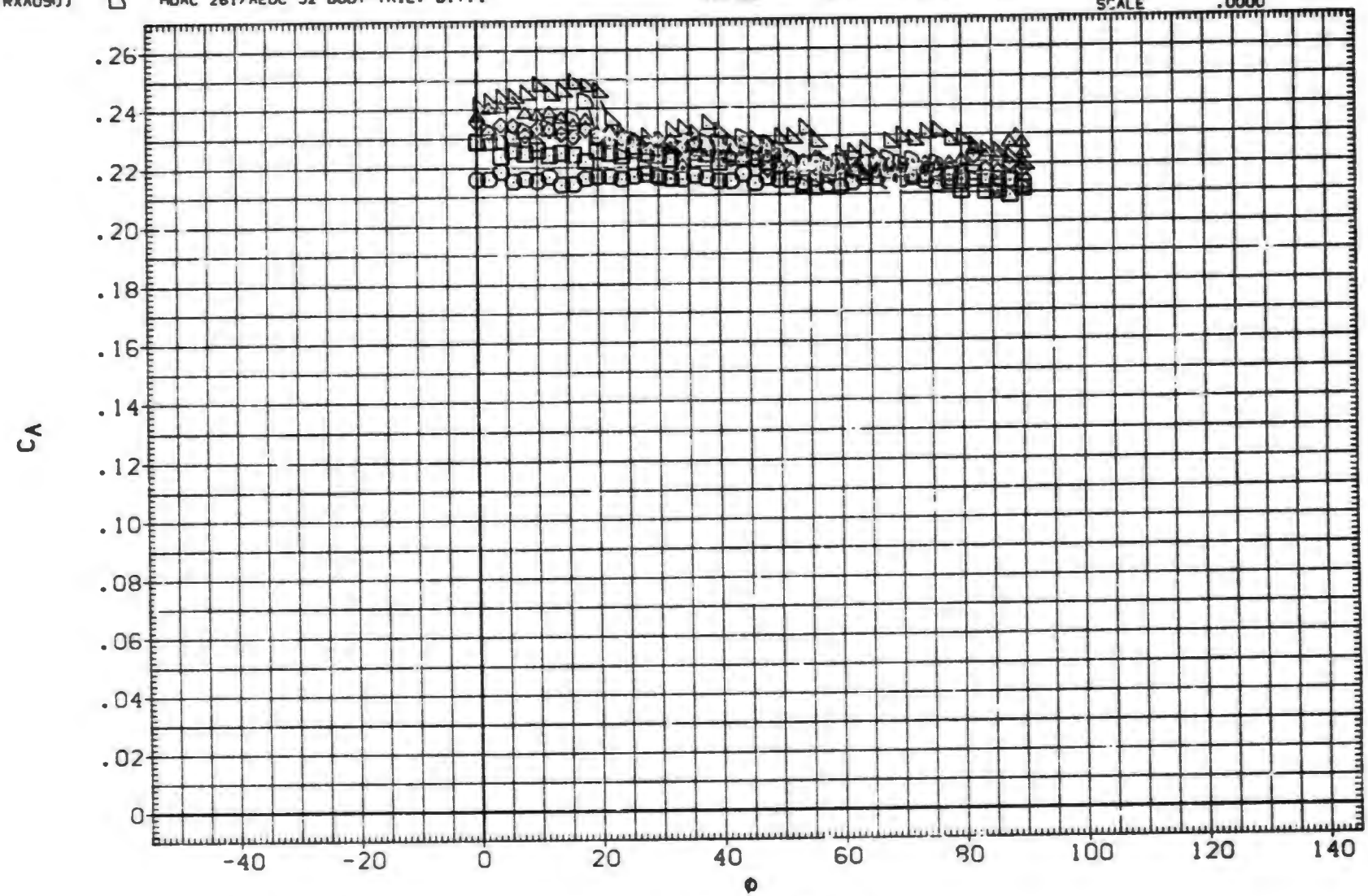

EFFECT OF ROLL ANGLE ON AERODYNAMIC FORCES. BIT14

(F)MACH = 2.00

DATA SET	SYMBOL	CONFIGURATION DESCRIPTION	ALPHA	LAMBDA	RT.CRD	SEMSPN
(RXA080)	○	MDAC 261/AEDC 52 BODY-TAIL. B1T14	.000	.000	7.499	1.875
(RXA082)	□	MDAC 261/AEDC 52 BODY-TAIL. B1T14	2.000	.000	7.499	1.875
(RXA083)	◇	MDAC 261/AEDC 52 BODY-TAIL. B1T14	4.140	.000	7.499	1.875
(RXA086)	△	MDAC 261/AEDC 52 BODY-TAIL. B1T14	10.430	.000	7.499	1.875
(RXA088)	◁	MDAC 261/AEDC 52 BODY-TAIL. B1T14	14.890	.000	7.499	1.875
(RXA090)	▷	MDAC 261/AEDC 52 BODY-TAIL. B1T14	19.400	.000	7.499	1.875

REFERENCE INFORMATION

SREF	11.0450	SQ.IN.
LREF	3.7500	IN.
BREF	3.7500	IN.
XMRP	24.0000	IN.
YMRP	.0000	IN.
ZMRP	.0000	IN.
SCALE	.0000	

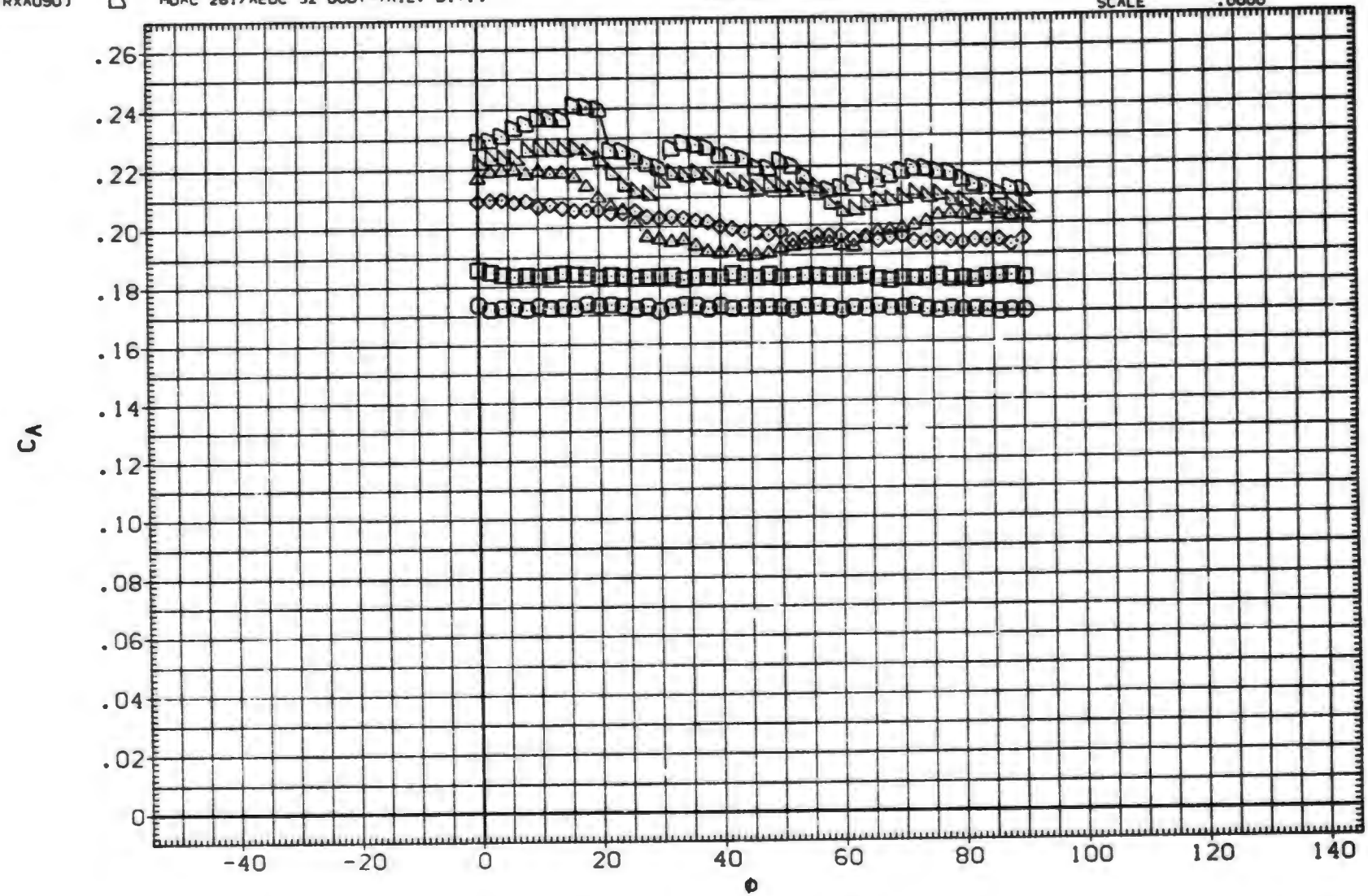

EFFECT OF ROLL ANGLE ON AERODYNAMIC FORCES. B1T14

(G)MACH = 2.50

DATA SET	SYMBOL	CONFIGURATION DESCRIPTION	ALPHA	LAMBDA	RT.CRD	SEMSPN
(RXA080)	○	MDAC 261/AEDC 52 BODY-TAIL. B1T14	.000	.000	7.499	1.875
(RXA082)	□	MDAC 261/AEDC 52 BODY-TAIL. B1T14	2.000	.000	7.499	1.875
(RXA083)	◇	MDAC 261/AEDC 52 BODY-TAIL. B1T14	4.140	.000	7.499	1.875
(RXA086)	△	MDAC 261/AEDC 52 BODY-TAIL. B1T14	10.430	.000	7.499	1.875
(RXA088)	◁	MDAC 261/AEDC 52 BODY-TAIL. B1T14	14.890	.000	7.499	1.875
(RXA090)	▷	MDAC 261/AEDC 52 BODY-TAIL. B1T14	19.400	.000	7.499	1.875

REFERENCE INFORMATION		
SREF	11.0450	SQ. IN.
LREF	3.7500	IN.
BREF	3.7500	IN.
XMRP	24.0000	IN.
YMRP	.0000	IN.
ZMRP	.0000	IN.
SCALE	.0000	

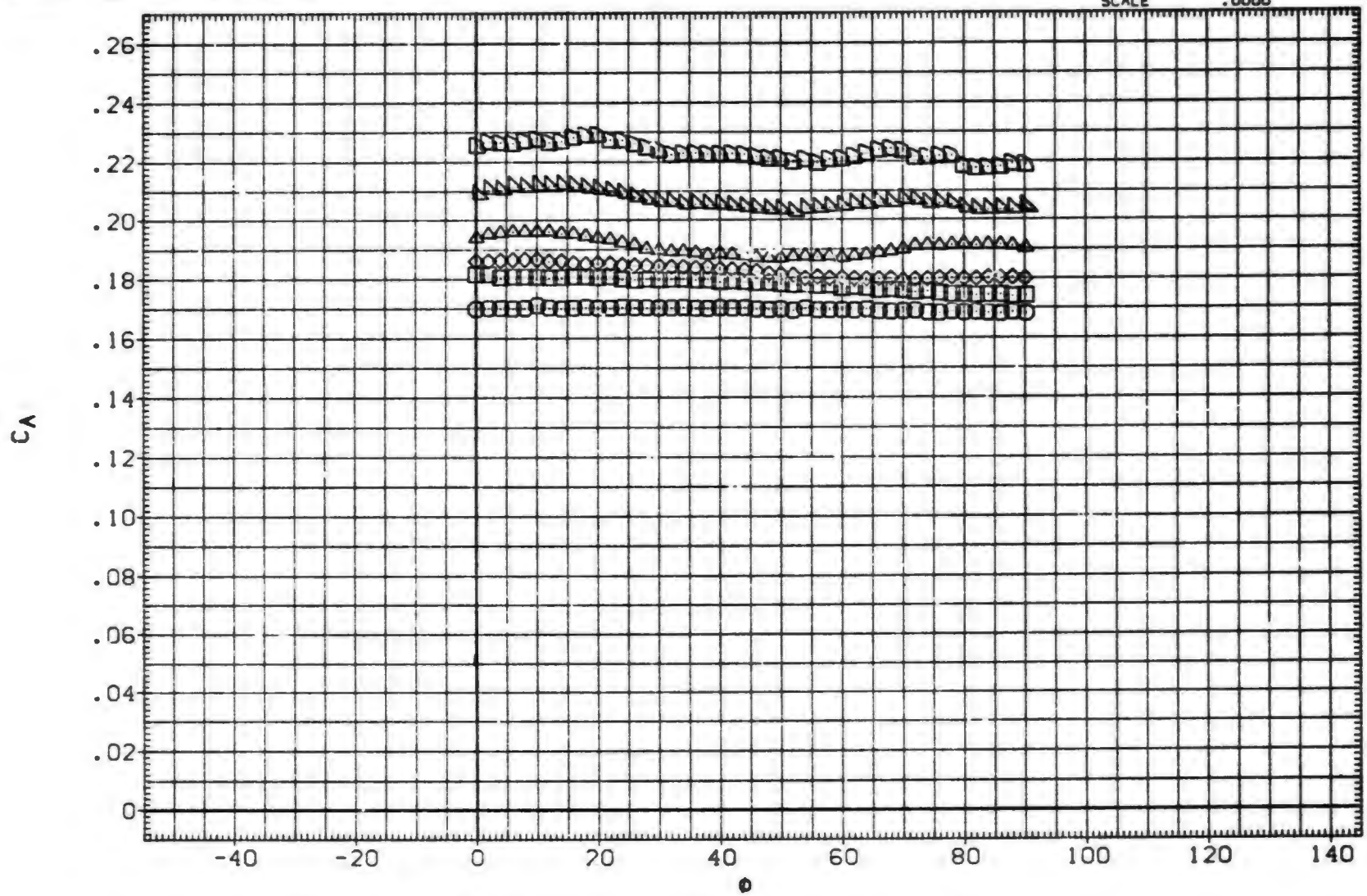

EFFECT OF ROLL ANGLE ON AERODYNAMIC FORCES. B1T14

(H)MACH = 3.01

DATA SET	SYMBOL	CONFIGURATION DESCRIPTION	ALPHA	LAMBDA	RT.CRD	SEMSPN
(RXA080)	○	MDAC 261/AEDC 52 BODY-TAIL. B1T14	.000	.000	7.499	1.875
(RXA082)	□	MDAC 261/AEDC 52 BODY-TAIL. B1T14	2.000	.000	7.499	1.875
(RXA083)	◇	MDAC 261/AEDC 52 BODY-TAIL. B1T14	4.140	.000	7.499	1.875
(RXA086)	△	MDAC 261/AEDC 52 BODY-TAIL. B1T14	10.430	.000	7.499	1.875
(RXA088)	◺	MDAC 261/AEDC 52 BODY-TAIL. B1T14	14.890	.000	7.499	1.875
(RXA090)	◸	MDAC 261/AEDC 52 BODY-TAIL. B1T14	19.400	.000	7.499	1.875

REFERENCE INFORMATION

SREF	11.0450	SQ.IN.
LREF	3.7500	IN.
BREF	3.7500	IN.
XMRP	24.0000	IN.
YMRP	.0000	IN.
ZMRP	.0000	IN.
SCALE	.0000	

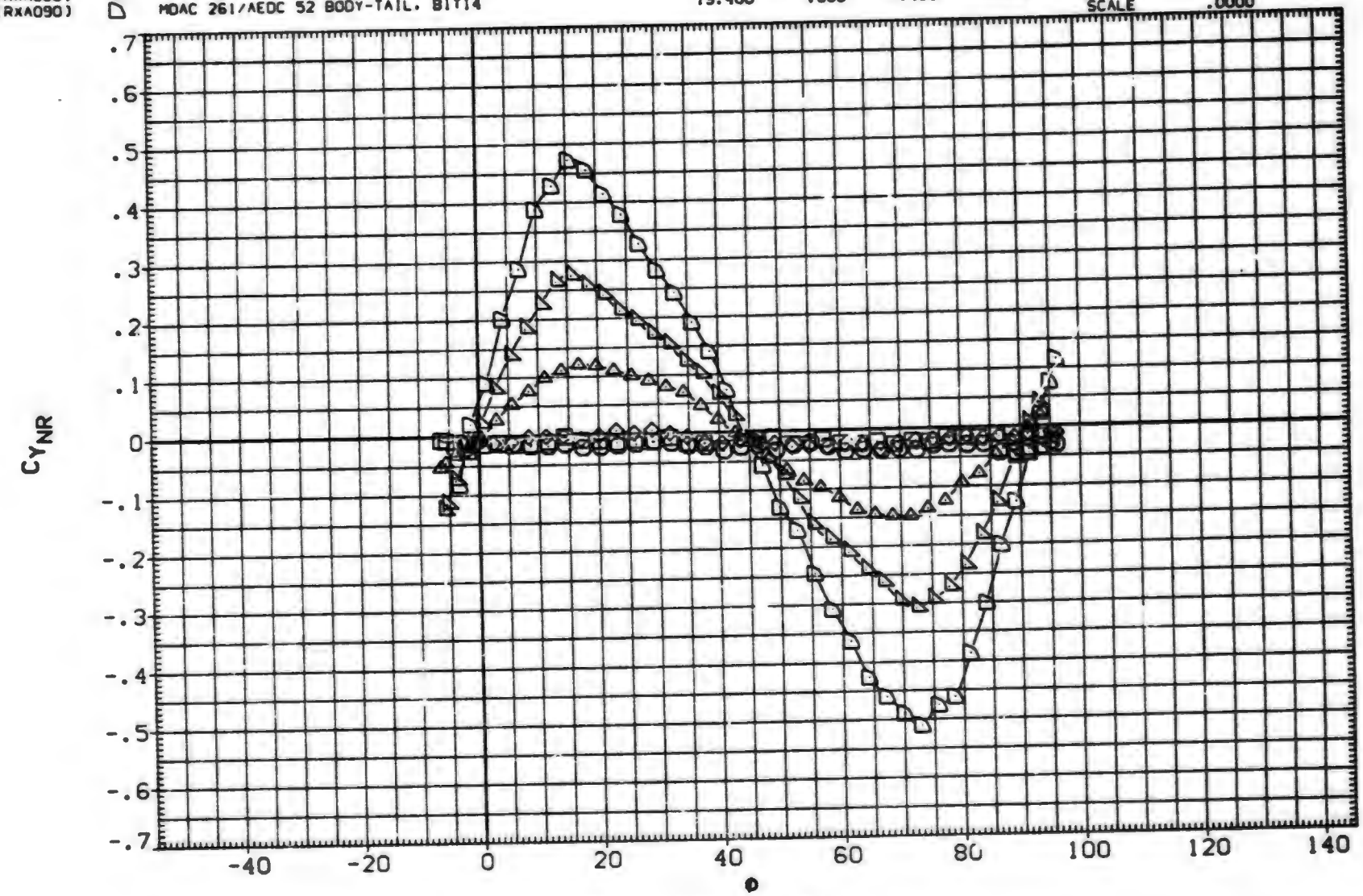

EFFECT OF ROLL ANGLE ON AERODYNAMIC FORCES. B1T14

(A)MACH = .80

DATA SET	SYMBOL	CONFIGURATION DESCRIPTION
(RxA080)	○	DATA NOT AVAILABLE
(RxA082)	□	DATA NOT AVAILABLE
(RxA083)	◇	MDAC 261/AEDC 52 BODY-TAIL. BIT14
(RxA086)	△	MDAC 261/AEDC 52 BODY-TAIL. BIT14
(RxA088)	◺	MDAC 261/AEDC 52 BODY-TAIL. BIT14
(RxA090)	◸	MDAC 261/AEDC 52 BODY-TAIL. BIT14

ALPHA	LAMBDA	RT.CRD	SEMSPN
.000	.000	7.499	1.875
2.000	.000	7.499	1.875
4.140	.000	7.499	1.875
10.430	.000	7.499	1.875
14.890	.000	7.499	1.875
19.400	.000	7.499	1.875

REFERENCE INFORMATION

SREF	11.0430	SQ.IN.
LREF	3.7500	IN.
BREF	3.7500	IN.
XMRP	24.0000	IN.
YMRP	.0000	IN.
ZMRP	.0000	IN.
SCALE	.0000	

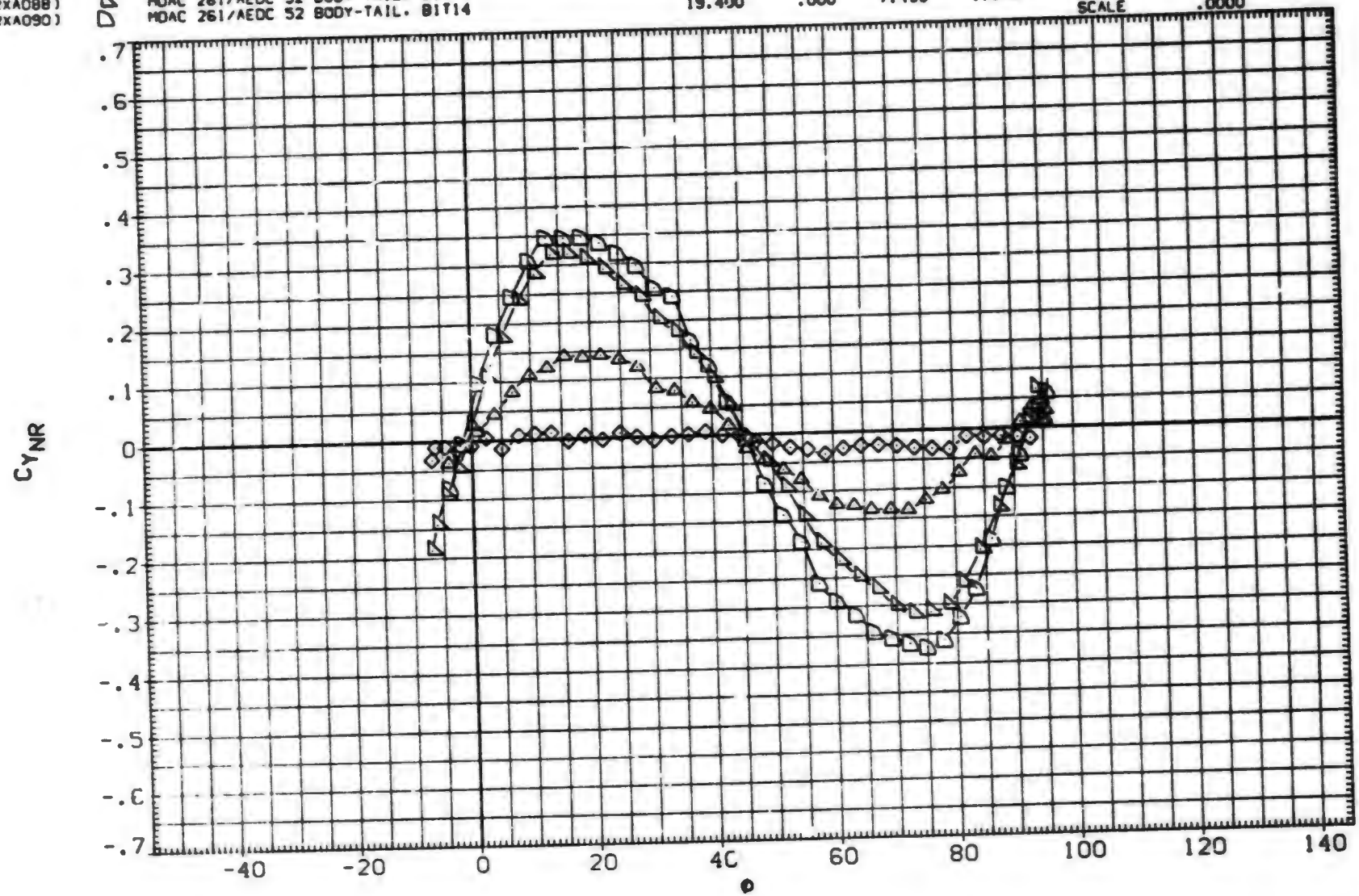

EFFECT OF ROLL ANGLE ON AERODYNAMIC FORCES. BIT14

(B)MACH = 1.01

DATA SET	SYMBOL	CONFIGURATION DESCRIPTION
(RxA080)	○	MDAC 261/AEDC 52 BODY-TAIL. B1T14
(RxA082)	□	MDAC 261/AEDC 52 BODY-TAIL. B1T14
(RxA083)	◇	MDAC 261/AEDC 52 BODY-TAIL. B1T14
(RxA086)	△	MDAC 261/AEDC 52 BODY-TAIL. B1T14
(RxA088)	◭	DATA NOT AVAILABLE
(RxA090)	⬠	DATA NOT AVAILABLE

ALPHA	LAMBDA	RT.CRD	SEMSPN
.000	.000	7.499	1.875
2.000	.000	7.499	1.875
4.140	.000	7.499	1.875
10.430	.000	7.499	1.875
14.890	.000	7.499	1.875
19.400	.000	7.499	1.875

REFERENCE INFORMATION

SREF	11.0450	SQ. IN.
LREF	3.7500	IN.
BREF	3.7500	IN.
XMRP	24.0000	IN.
YMRP	.0000	IN.
ZMRP	.0000	IN.
SCALE	.0000	

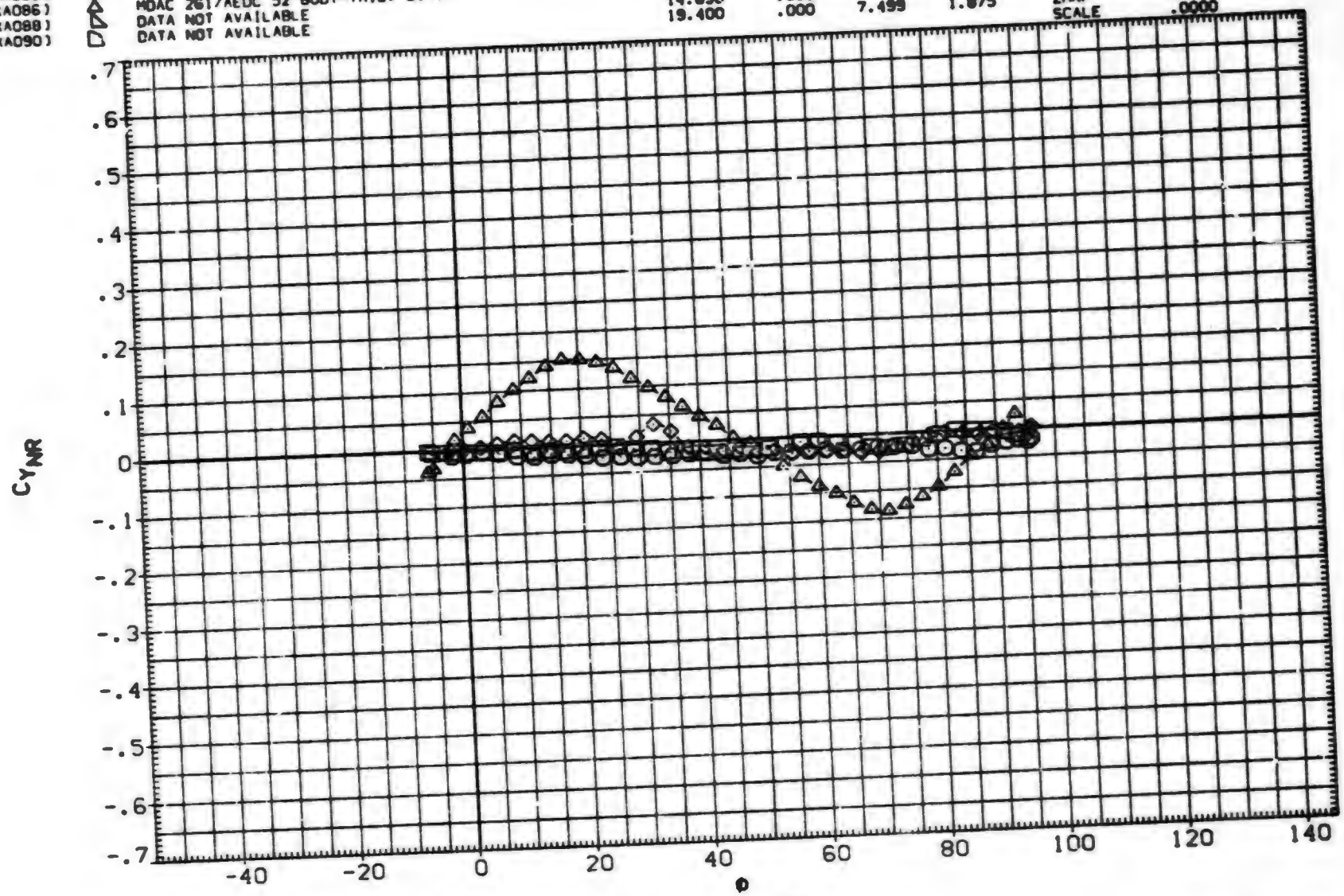

EFFECT OF ROLL ANGLE ON AERODYNAMIC FORCES. B1T14

(C)MACH = 1.18

DATA SET	SYMBOL	CONFIGURATION DESCRIPTION	ALPHA	LAMBDA	RT.CRD	SEMSPN
(RXA080)	○	DATA NOT AVAILABLE	.000	.000	7.499	1.875
(RXA082)	□	DATA NOT AVAILABLE	2.000	.000	7.499	1.875
(RXA083)	◇	DATA NOT AVAILABLE	4.140	.000	7.499	1.875
(RXA086)	△	DATA NOT AVAILABLE	10.430	.000	7.499	1.875
(RXA088)	◺	MDAC 261/AEDC 52 BODY-TAIL. BIT14	14.890	.000	7.499	1.875
(RXA090)	◸	MDAC 261/AEDC 52 BODY-TAIL. BIT14	19.400	.000	7.499	1.875

REFERENCE INFORMATION		
SREF	11.0450	SQ. IN.
LREF	3.7500	IN.
BREF	3.7500	IN.
XMRP	24.0000	IN.
YMRP	.0000	IN.
ZMRP	.0000	IN.
SCALE	.0000	

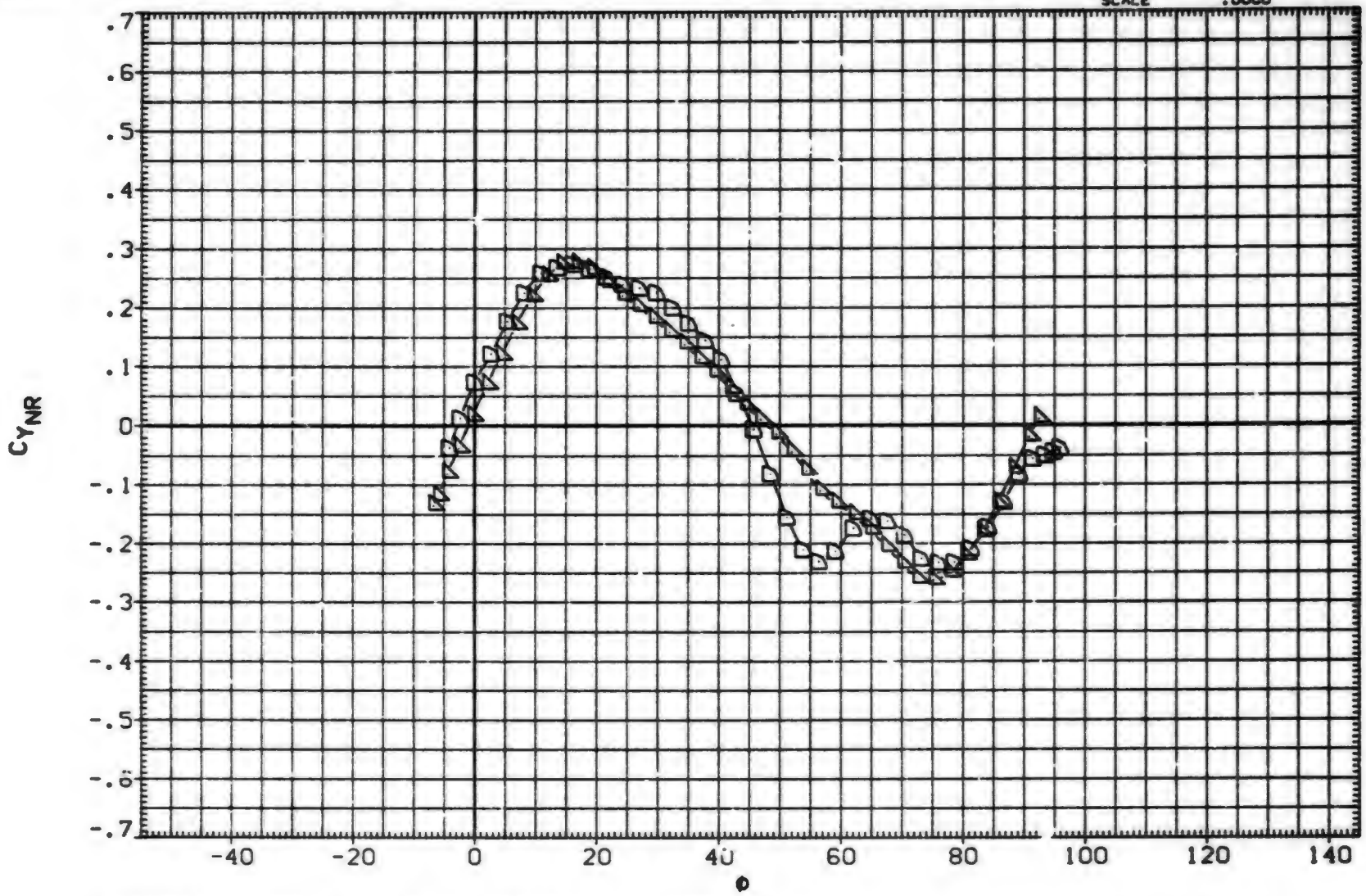

EFFECT OF ROLL ANGLE ON AERODYNAMIC FORCES. BIT14

(D)MACH = 1.22

DATA SET	SYMBOL	CONFIGURATION DESCRIPTION	ALPHA	LAMBDA	RT.CRD	SEMSPN
(RXA080)	○	MDAC 261/AEDC 52 BODY-TAIL. BIT14	.000	.000	7.499	1.875
(RXA082)	□	MDAC 261/AEDC 52 BODY-TAIL. BIT14	2.000	.000	7.499	1.875
(RXA083)	◇	MDAC 261/AEDC 52 BODY-TAIL. BIT14	4.140	.000	7.499	1.875
(RXA086)	△	MDAC 261/AEDC 52 BODY-TAIL. BIT14	10.430	.000	7.499	1.875
(RXA088)	◁	MDAC 261/AEDC 52 BODY-TAIL. BIT14	14.850	.000	7.499	1.875
(RXA090)	▷	MDAC 261/AEDC 52 BODY-TAIL. BIT14	19.400	.000	7.499	1.875

REFERENCE INFORMATION

SREF	11.0450	SQ. IN.
LREF	3.7500	IN.
BREF	3.7500	IN.
XMRP	24.0000	IN.
YMRP	.0000	IN.
ZMRP	.0000	IN.
SCALE	.0000	

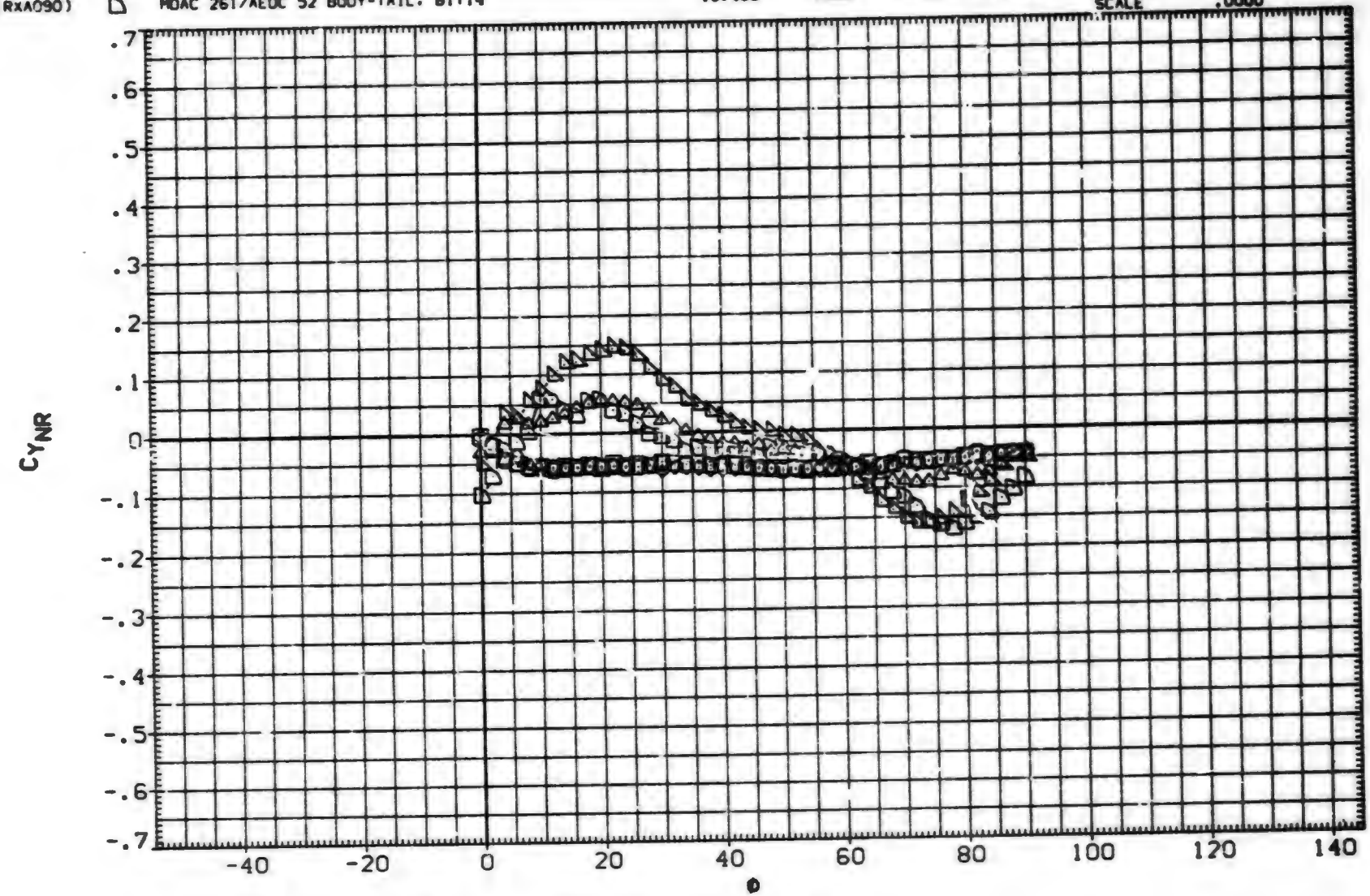

EFFECT OF ROLL ANGLE ON AERODYNAMIC FORCES. BIT14

(E)MACH = 1.76

DATA SET	SYMBOL	CONFIGURATION DESCRIPTION
(RXA080)	○	MDAC 261/AEDC 52 BODY-TAIL. B1T14
(RXA082)	□	MDAC 261/AEDC 52 BODY-TAIL. B1T14
(RXA083)	◇	MDAC 261/AEDC 52 BODY-TAIL. B1T14
(RXA086)	△	MDAC 261/AEDC 52 BODY-TAIL. B1T14
(RXA088)	◺	MDAC 261/AEDC 52 BODY-TAIL. B1T14
(RXA090)	D	MDAC 261/AEDC 52 BODY-TAIL. B1T14

ALPHA	LAMBDA	RT.CRD	SEMSPN
.000	.000	7.499	1.875
2.000	.000	7.499	1.875
4.140	.000	7.499	1.875
10.430	.000	7.499	1.875
14.890	.000	7.499	1.875
19.400	.000	7.499	1.875

REFERENCE INFORMATION

SREF	11.0450	SQ.IN.
LREF	3.7500	IN.
BREF	3.7500	IN.
XMRP	24.0000	IN.
YMRP	.0000	IN.
ZMRP	.0000	IN.
SCALE	.0000	

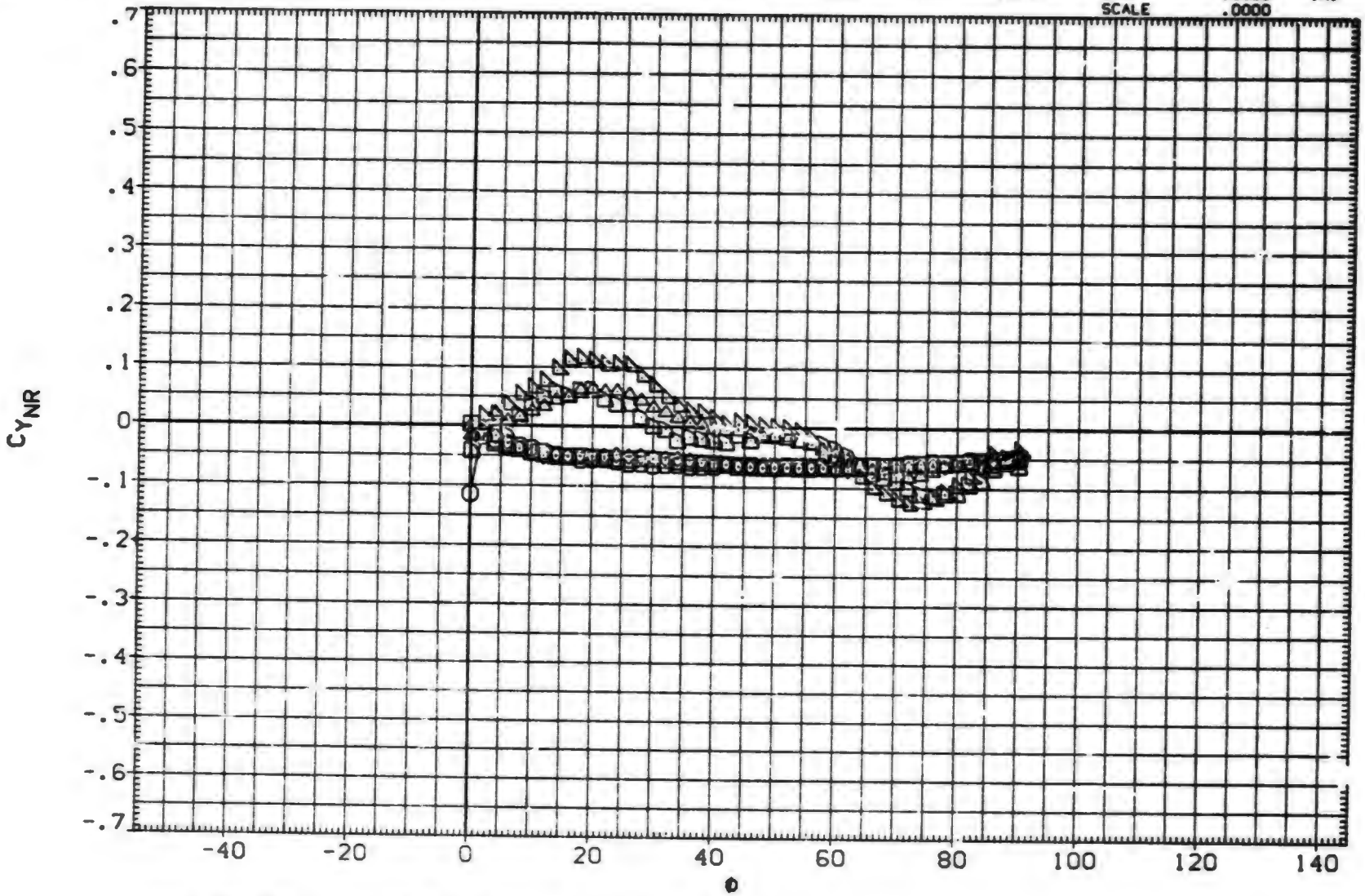

EFFECT OF ROLL ANGLE ON AERODYNAMIC FORCES. B1T14

(F)MACH = 2.00

DATA SET	SYMBOL	CONFIGURATION DESCRIPTION
(RXA080)	○	MDAC 261/AEDC 52 BODY-TAIL. B1T14
(RXA082)	□	MDAC 261/AEDC 52 BODY-TAIL. B1T14
(RXA083)	◇	MDAC 261/AEDC 52 BODY-TAIL. B1T14
(RXA086)	△	MDAC 261/AEDC 52 BODY-TAIL. B1T14
(RXA088)	◁	MDAC 261/AEDC 52 BODY-TAIL. B1T14
(RXA090)	▷	MDAC 261/AEDC 52 BODY-TAIL. B1T14

ALPHA	LAMBDA	RT.CRD	SEMSPN
.000	.000	7.499	1.875
2.000	.000	7.499	1.875
4.140	.000	7.499	1.875
10.430	.000	7.499	1.875
14.890	.000	7.499	1.875
19.400	.000	7.499	1.875

REFERENCE INFORMATION

SREF	11.0450	SQ.IN.
LREF	3.7500	IN.
BREF	3.7500	IN.
XMRP	24.0000	IN.
YMRP	.0000	IN.
ZMRP	.0000	IN.
SCALE	.0000	

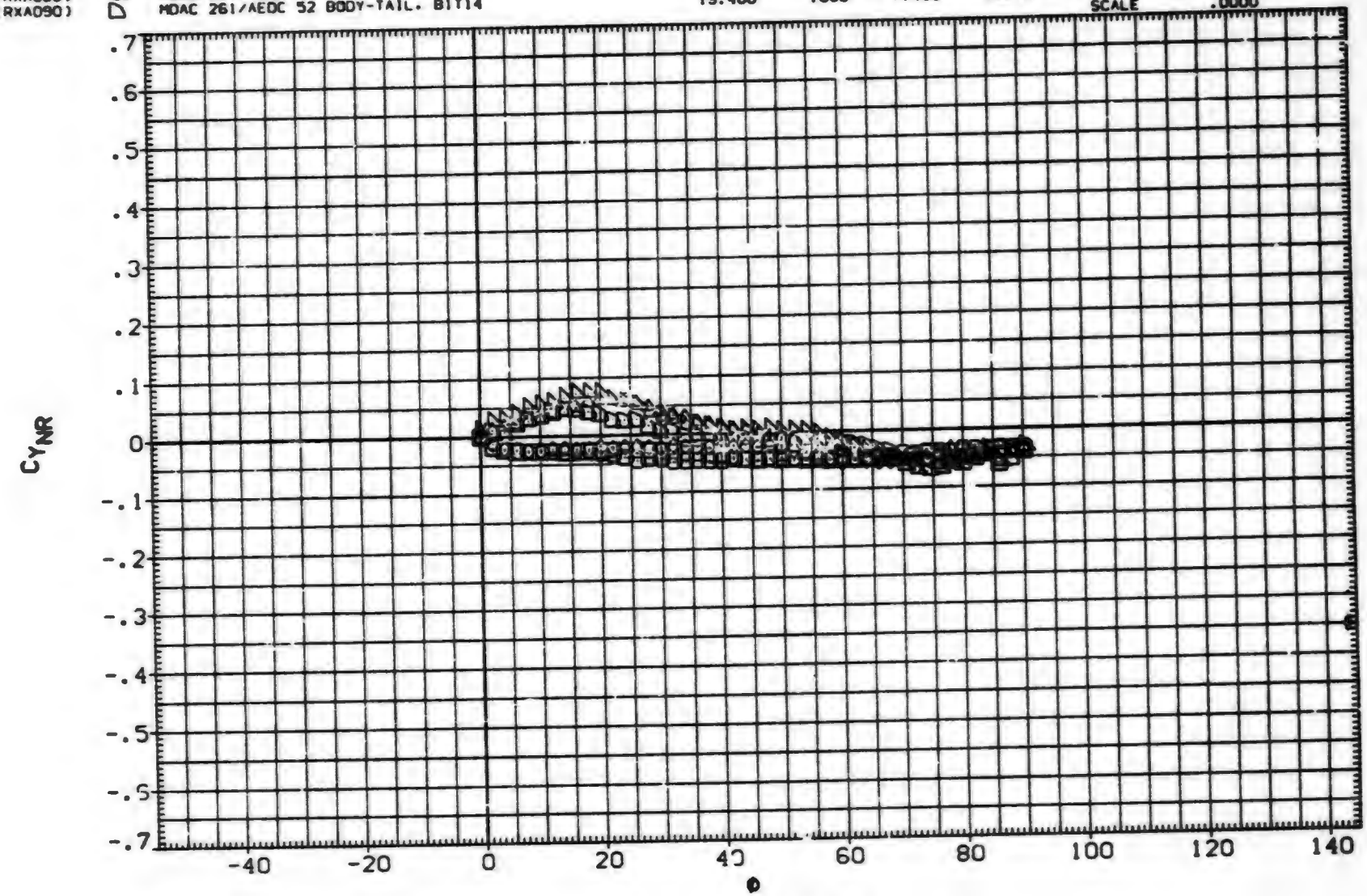

EFFECT OF ROLL ANGLE ON AERODYNAMIC FORCES. B1T14

(G)MACH = 2.50

DATA SET	SYMBOL	CONFIGURATION DESCRIPTION	ALPHA	LAMBDA	RT.CRD	SEMSPN
(RXA080)	○	MDAC 261/AEDC 52 BODY-TAIL. BIT14	.000	.000	7.499	1.875
(RXA082)	□	MDAC 261/AEDC 52 BODY-TAIL. BIT14	2.000	.000	7.499	1.875
(RXA083)	◇	MDAC 261/AEDC 52 BODY-TAIL. BIT14	4.140	.000	7.499	1.875
(RXA086)	△	MDAC 261/AEDC 52 BODY-TAIL. BIT14	10.430	.000	7.499	1.875
(RXA088)	▷	MDAC 261/AEDC 52 BODY-TAIL. BIT14	14.890	.000	7.499	1.875
(RXA090)	▷	MDAC 261/AEDC 52 BODY-TAIL. BIT14	19.400	.000	7.499	1.875

REFERENCE INFORMATION

SREF	11.0450	SQ.IN.
LREF	3.7500	IN.
BREF	3.7500	IN.
XMRP	24.0000	IN.
YMRP	.0000	IN.
ZMRP	.0000	IN.
SCALE	.0000	

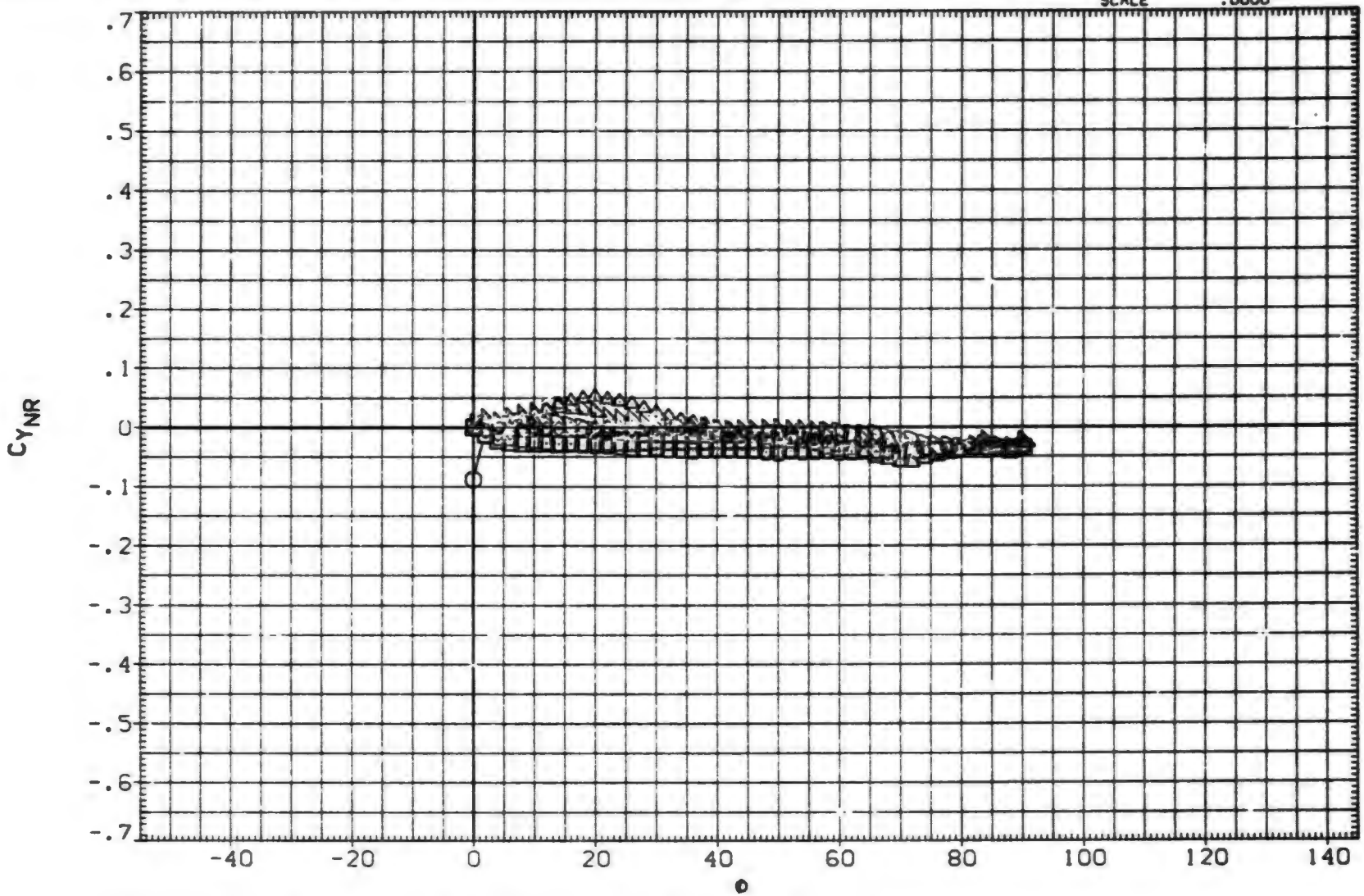

EFFECT OF ROLL ANGLE ON AERODYNAMIC FORCES. BIT14

(H)MACH = 3.01

DATA SET	SYMBOL	CONFIGURATION DESCRIPTION	ALFA	LAMBDA	RT.CRD	SEMSPN
(RXA080)	○	MDAC 261/AEDC 52 BODY-TAIL. B1T14	.000	.000	7.499	1.875
(RXA082)	□	MDAC 261/AEDC 52 BODY-TAIL. B1T14	2.000	.000	7.499	1.875
(RXA083)	◇	MDAC 261/AEDC 52 BODY-TAIL. B1T14	4.140	.000	7.499	1.875
(RXA086)	△	MDAC 261/AEDC 52 BODY-TAIL. B1T14	10.430	.000	7.499	1.875
(RXA088)	◁	MDAC 261/AEDC 52 BODY-TAIL. B1T14	14.890	.000	7.499	1.875
(RXA090)	▷	MDAC 261/AEDC 52 BODY-TAIL. B1T14	19.400	.000	7.499	1.875

REFERENCE INFORMATION

SREF	11.0450	SQ.IN.
LREF	3.7500	IN.
BREF	3.7500	IN.
XMRP	24.0000	IN.
YMRP	.0000	IN.
ZMRP	.0000	IN.
SCALE	.0000	

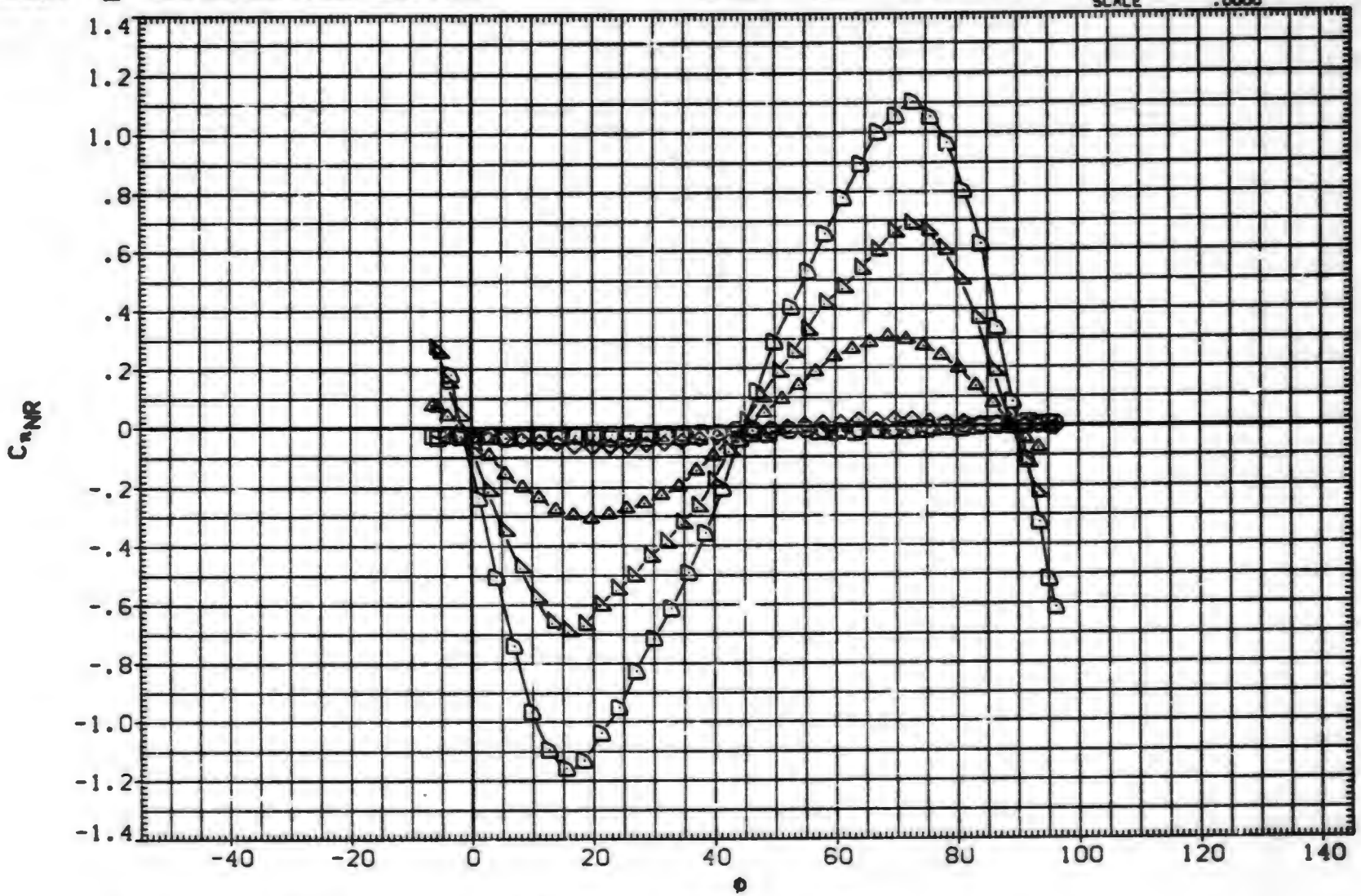

EFFECT OF ROLL ANGLE ON AERODYNAMIC FORCES. B1T14

(A)MACH = .80

DATA SET	SYMBOL	CONFIGURATION DESCRIPTION
(RXA080)	○	DATA NOT AVAILABLE
(RXA082)	□	DATA NOT AVAILABLE
(RXA083)	◇	MDAC 261/AEDC 52 BODY-TAIL. B1T14
(RXA086)	△	MDAC 261/AEDC 52 BODY-TAIL. B1T14
(RXA088)	◸	MDAC 261/AEDC 52 BODY-TAIL. B1T14
(RXA090)	◸	MDAC 261/AEDC 52 BODY-TAIL. B1T14

ALPHA	LAMBDA	RT.CRD	SEMSPN
.000	.000	7.499	1.875
2.000	.000	7.499	1.875
4.140	.000	7.499	1.875
10.430	.000	7.499	1.875
14.890	.000	7.499	1.875
19.400	.000	7.499	1.875

REFERENCE INFORMATION

SREF	11.0450	SQ. IN.
LREF	3.7500	IN.
BREF	3.7500	IN.
XMRP	24.0000	IN.
YMRP	.0000	IN.
ZMRP	.0000	IN.
SCALE	.0000	

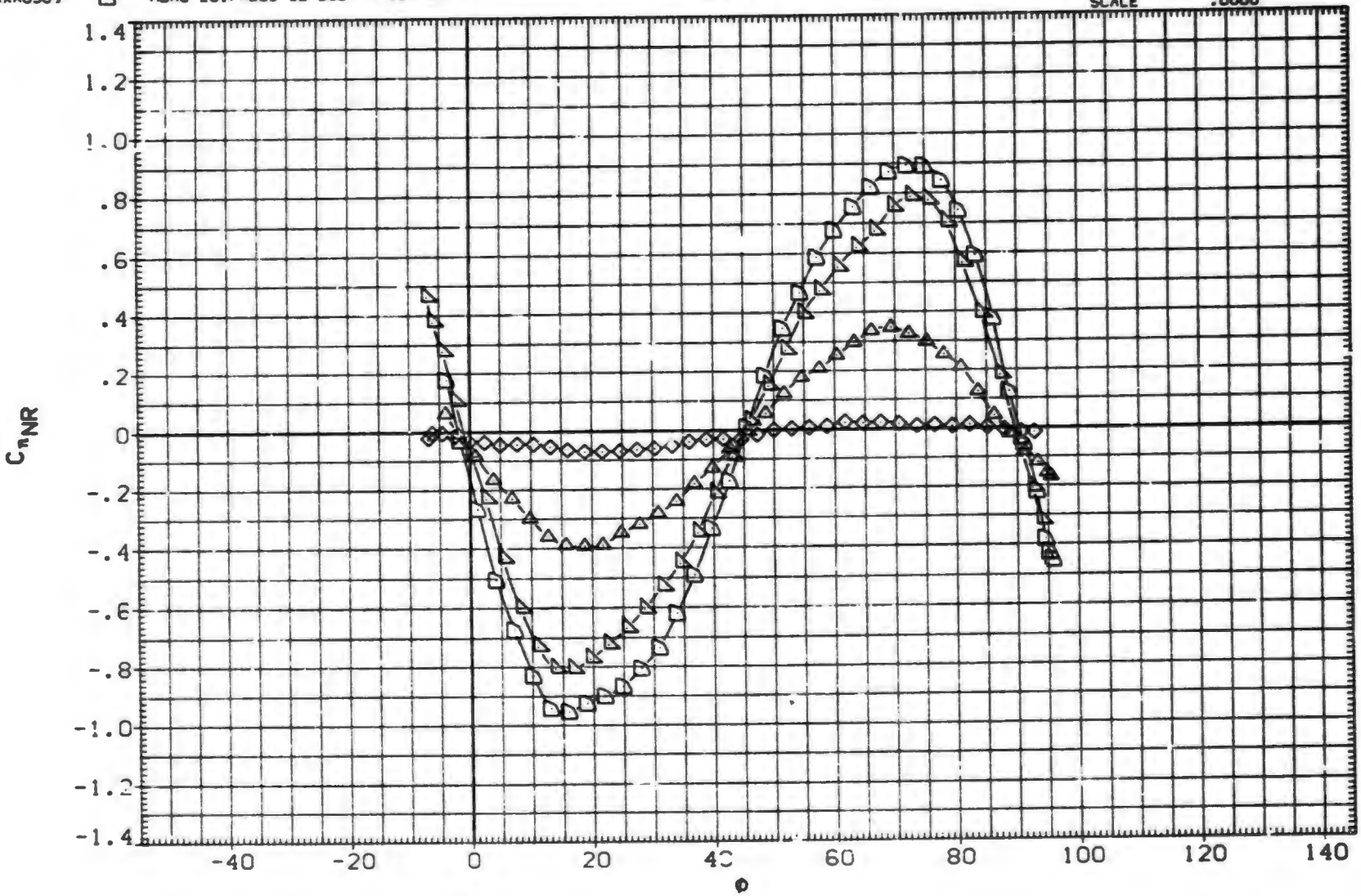

EFFECT OF ROLL ANGLE ON AERODYNAMIC FORCES. B1T14

(B)MACH = 1.01

DATA SET	SYMBOL	CONFIGURATION DESCRIPTION	ALPHA	LAMBDA	RT.CRD	SEMSPN
(RXA080)	○	MDAC 261/AEDC 52 BODY-TAIL. B1T14	.000	.000	7.499	1.875
(RXA082)	□	MDAC 261/AEDC 52 BODY-TAIL. B1T14	2.000	.000	7.499	1.875
(RXA093)	◇	MDAC 261/AEDC 52 BODY-TAIL. B1T14	4.140	.000	7.499	1.875
(RXA086)	△	MDAC 261/AEDC 52 BODY-TAIL. B1T14	10.430	.000	7.499	1.875
(RXA088)	◭	DATA NOT AVAILABLE	14.890	.000	7.499	1.875
(RXA090)	◮	DATA NOT AVAILABLE	19.400	.000	7.499	1.875

REFERENCE INFORMATION		
SREF	11.0450	SQ.IN.
LREF	3.7500	IN.
BREF	3.7500	IN.
XMRP	24.0000	IN
YMRP	.0000	IN.
ZMRP	.0000	IN.
SCALE	.0000	

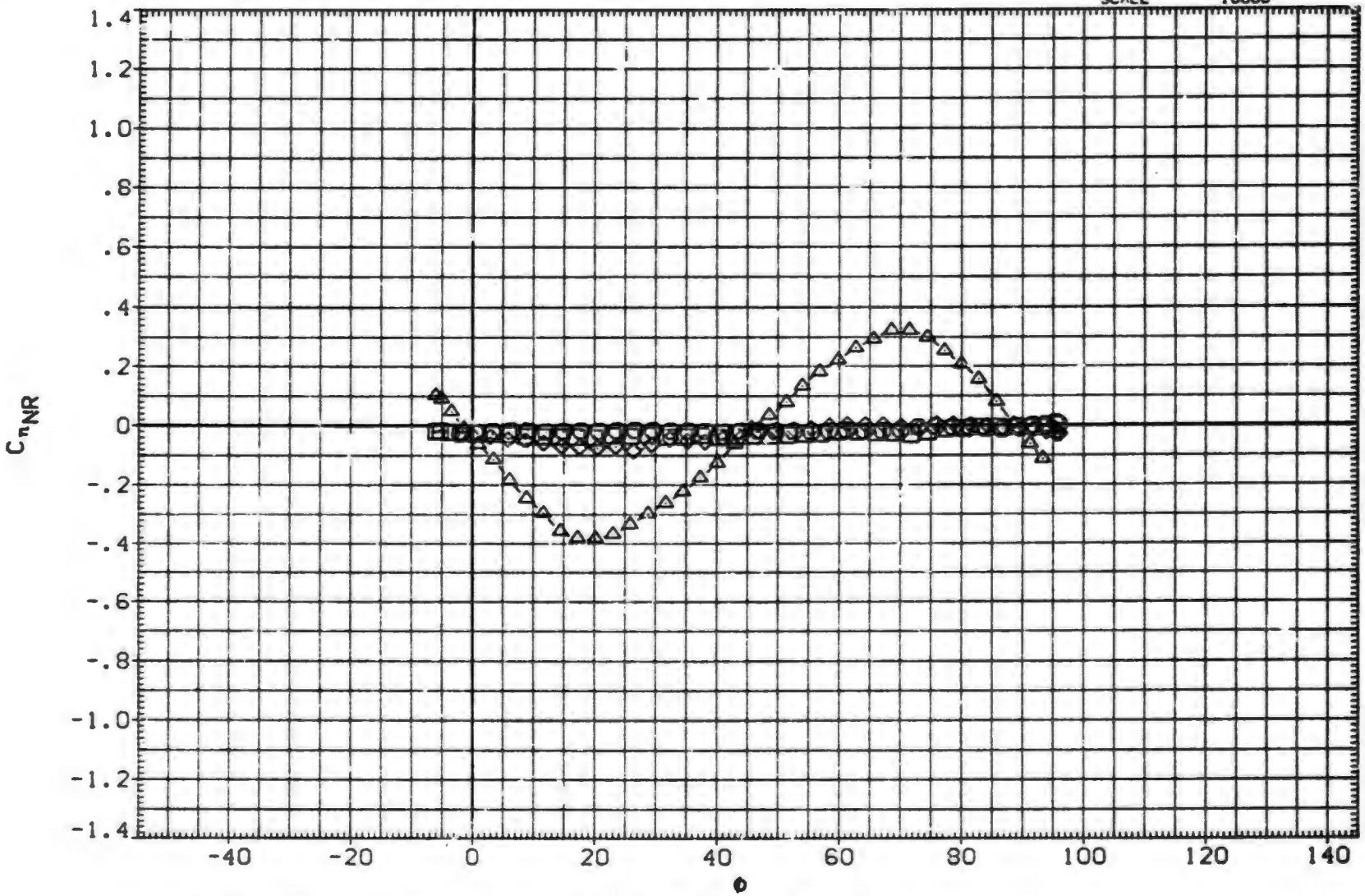

EFFECT OF ROLL ANGLE ON AERODYNAMIC FORCES. B1T14

(C)MACH = 1.18

DATA SET	SYMBOL	CONFIGURATION DESCRIPTION
(RXA080)	○	DATA NOT AVAILABLE
(RXA082)	□	DATA NOT AVAILABLE
(RXA083)	◇	DATA NOT AVAILABLE
(RXA086)	◁	DATA NOT AVAILABLE
(RXA088)	▷	MDAC 261/AEDC 52 BODY-TAIL. B1T14
(RXA090)	D	MDAC 261/AEDC 52 BODY-TAIL. B1T14

ALPHA	LAMBDA	RT.CRD	SEMSPN
.000	.000	7.499	1.875
2.000	.000	7.499	1.875
4.140	.000	7.499	1.875
10.430	.000	7.499	1.875
14.890	.000	7.499	1.875
19.400	.000	7.499	1.875

REFERENCE INFORMATION

SREF	11.0450	SQ.IN.
LREF	3.7500	IN.
BREF	3.7500	IN.
XMRP	24.0000	IN.
YMRP	.0000	IN.
ZMRP	.0000	IN.
SCALE	.0000	

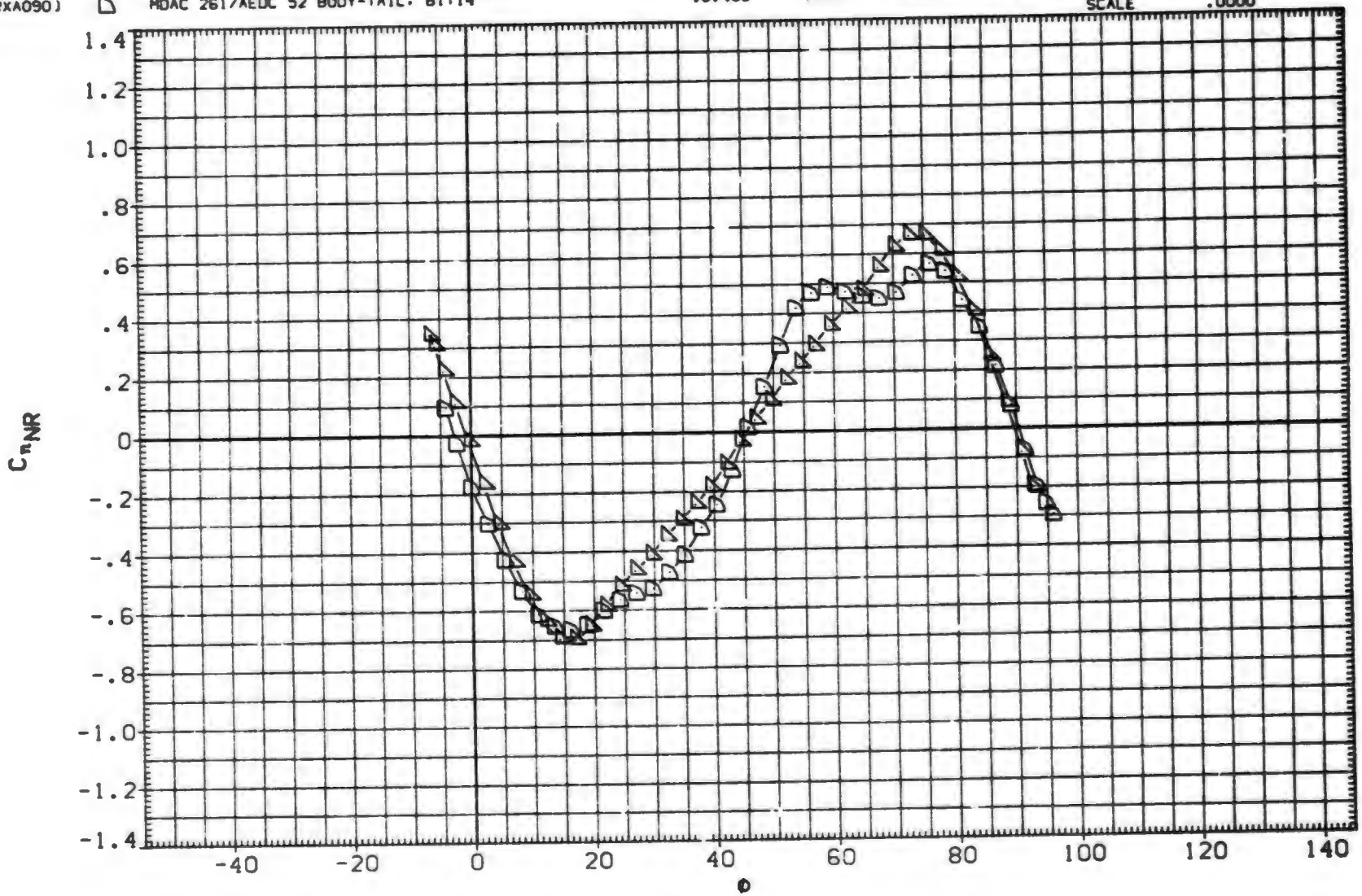

EFFECT OF ROLL ANGLE ON AERODYNAMIC FORCES. B1T14

(D)MACH = 1.22

DATA SET	SYMBOL	CONFIGURATION DESCRIPTION	ALPHA	LAMBDA	RT.CRD	SEMSPN
(RXA080)	○	MDAC 261/AEDC 52 BODY-TAIL. B1T14	.000	.000	7.499	1.875
(RXA082)	□	MDAC 261/AEDC 52 BODY-TAIL. B1T14	2.000	.000	7.499	1.875
(RXA083)	◇	MDAC 261/AEDC 52 BODY-TAIL. B1T14	4.140	.000	7.499	1.875
(RXA086)	△	MDAC 261/AEDC 52 BODY-TAIL. B1T14	10.430	.000	7.499	1.875
(RXA088)	◺	MDAC 261/AEDC 52 BODY-TAIL. B1T14	14.890	.000	7.499	1.875
(RXA090)	D	MDAC 261/AEDC 52 BODY-TAIL. B1T14	19.400	.000	7.499	1.875

REFERENCE INFORMATION		
SREF	11.0450	SQ.IN.
LREF	3.7500	IN.
BREF	3.7500	IN.
XMRP	24.0000	IN.
YMRP	.0000	IN.
ZMRP	.0000	IN.
SCALE	.0000	

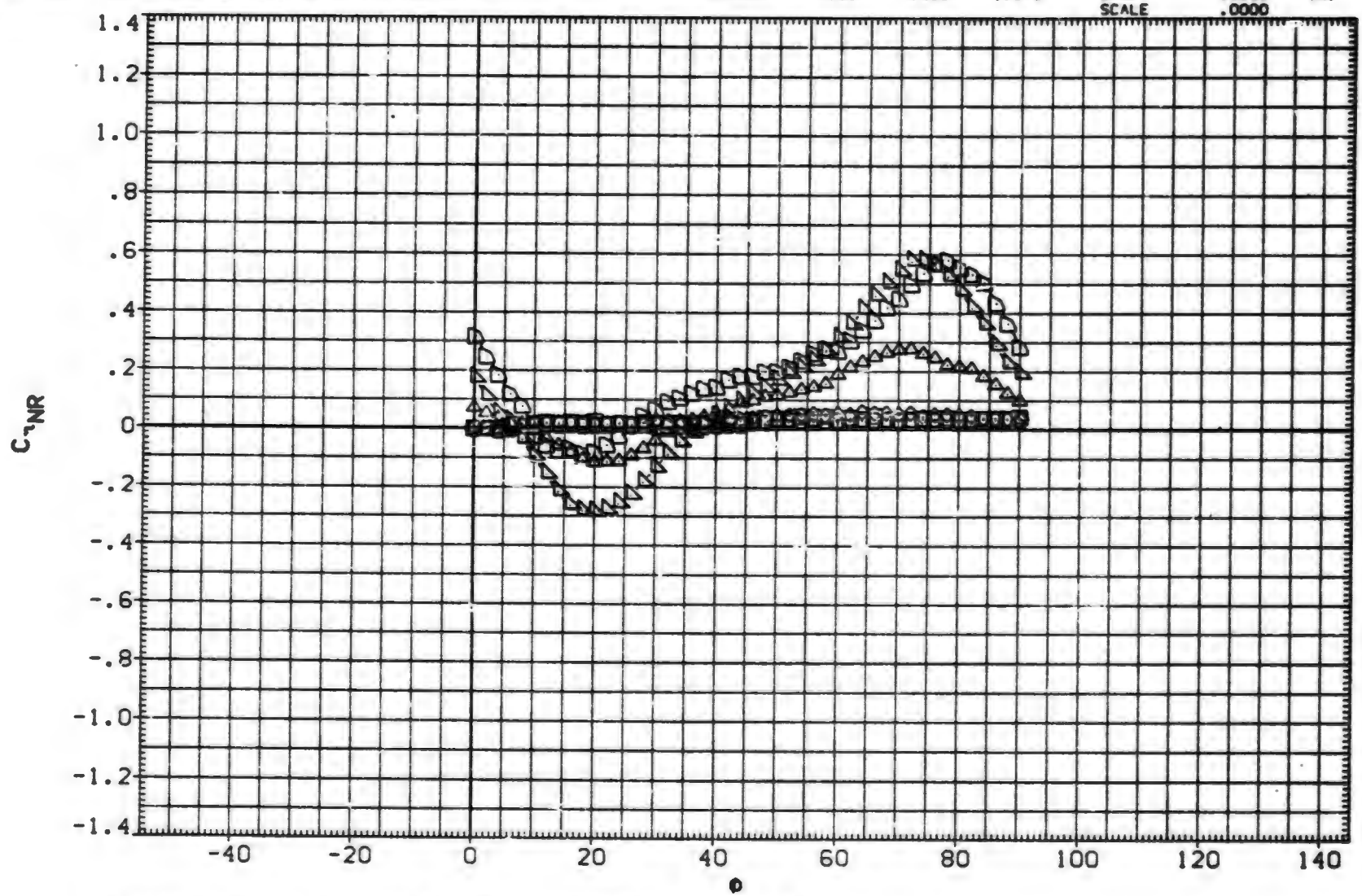

EFFECT OF ROLL ANGLE ON AERODYNAMIC FORCES. B1T14

(E)MACH = 1.76

DATA SET	SYMBOL	CONFIGURATION DESCRIPTION	ALPHA	LAMBDA	RT.CRD	SEMSPN
(RXA080)	○	MDAC 261/AEDC 52 BODY-TAIL. B1T14	.000	.000	7.499	1.875
(RXA082)	□	MDAC 261/AEDC 52 BODY-TAIL. B1T14	2.000	.000	7.499	1.875
(RXA083)	◇	MDAC 261/AEDC 52 BODY-TAIL. B1T14	4.140	.000	7.499	1.875
(RXA086)	△	MDAC 261/AEDC 52 BODY-TAIL. B1T14	10.430	.000	7.499	1.875
(RXA088)	◁	MDAC 261/AEDC 52 BODY-TAIL. B1T14	14.890	.000	7.499	1.875
(RXA090)	▷	MDAC 261/AEDC 52 BODY-TAIL. B1T14	19.400	.000	7.499	1.875

REFERENCE INFORMATION		
SREF	11.0450	90.IN.
LREF	3.7500	IN.
BREF	3.7500	IN.
XMRP	24.0000	IN.
YMRP	.0000	IN.
ZMRP	.0000	IN.
SCALE	.0000	

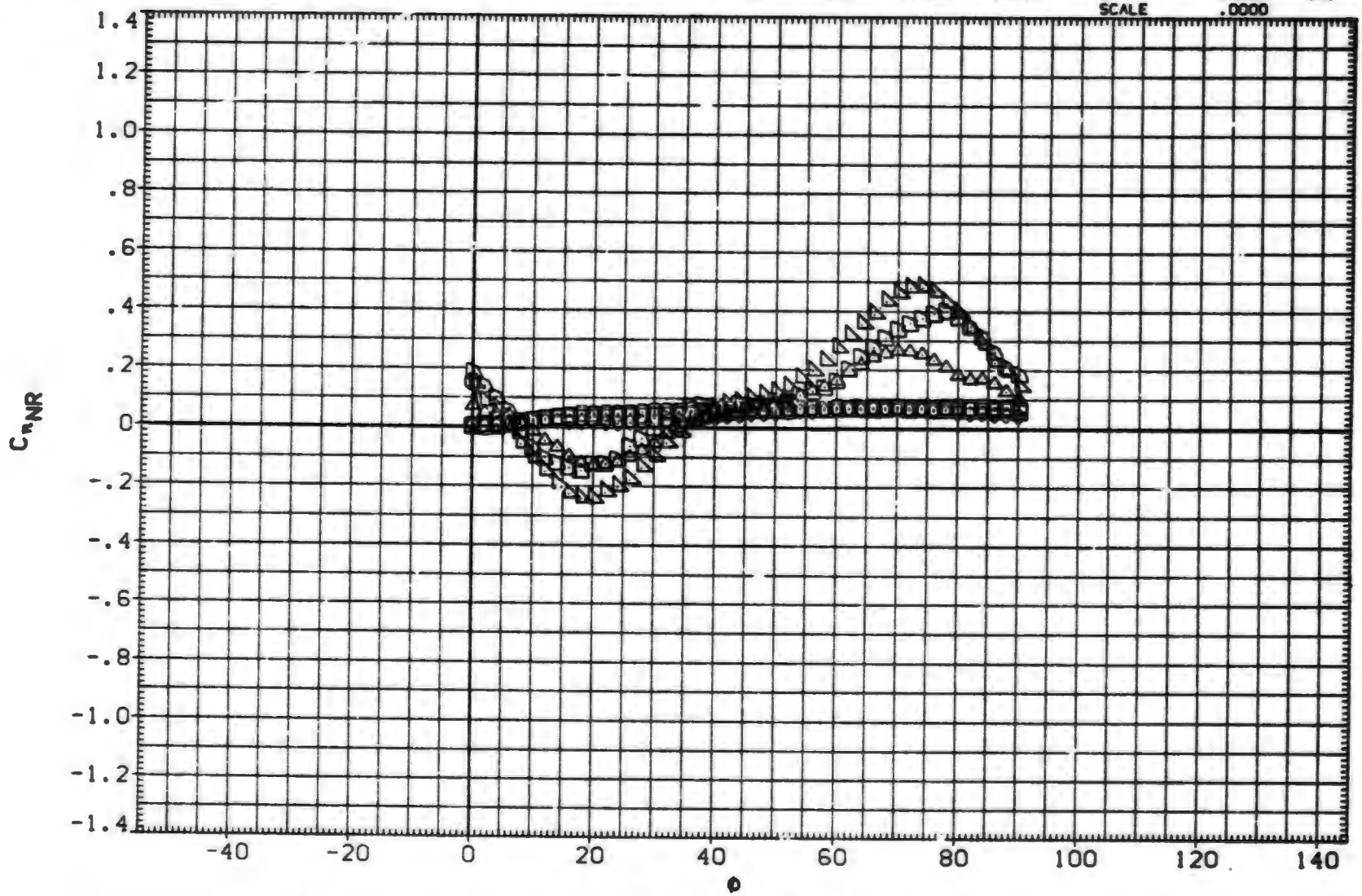

EFFECT OF ROLL ANGLE ON AERODYNAMIC FORCES. B1T14

(F)MACH = 2.00

DATA SET	SYMBOL	CONFIGURATION DESCRIPTION	ALPHA	LAMBDA	RT.CRD	SEMSPN
(RXA080)	○	MDAC 261/AEDC 52 BODY-TAIL. B1T14	.000	.000	7.499	1.875
(RXA082)	□	MDAC 261/AEDC 52 BODY-TAIL. B1T14	2.000	.000	7.499	1.875
(RXA083)	◇	MDAC 261/AEDC 52 BODY-TAIL. B1T14	4.140	.000	7.499	1.875
(RXA086)	△	MDAC 261/AEDC 52 BODY-TAIL. B1T14	10.430	.000	7.499	1.875
(RXA088)	◁	MDAC 261/AEDC 52 BODY-TAIL. B1T14	14.890	.000	7.499	1.875
(RXA090)	▷	MDAC 261/AEDC 52 BODY-TAIL. B1T14	19.400	.000	7.499	1.875

REFERENCE INFORMATION		
SREF	11.0450	SQ.IN.
LREF	3.7500	IN.
BREF	3.7500	IN.
XMRP	24.0000	IN.
YMRP	.0000	IN.
ZMRP	.0000	IN.
SCALE	.0000	

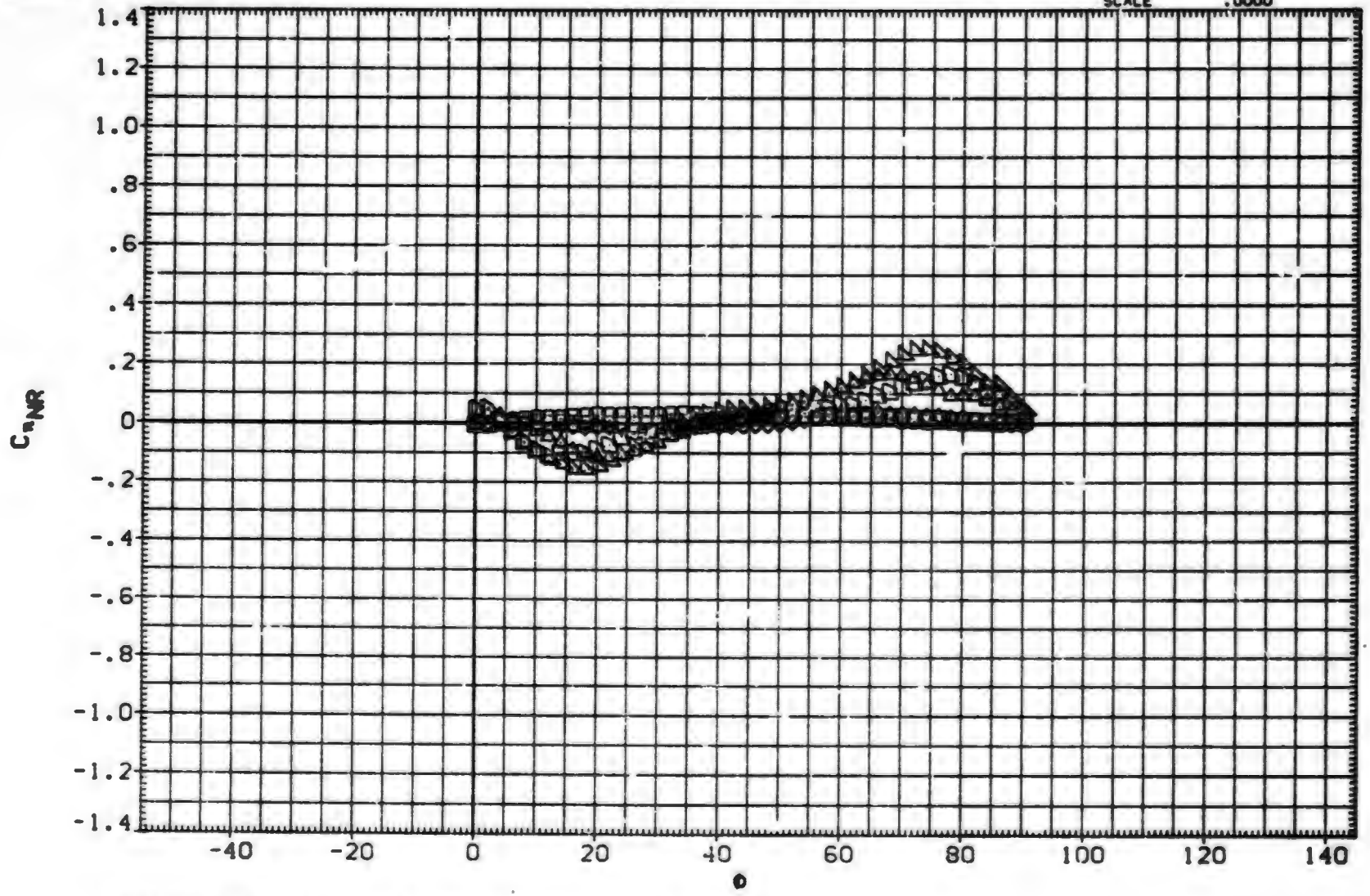

EFFECT OF ROLL ANGLE ON AERODYNAMIC FORCES. B1T14

(G)MACH = 2.50

DATA SET	SYMBOL	CONFIGURATION DESCRIPTION	ALPHA	LAMBDA	RT.CRD	SEMSPN
(RXA080)	○	MDAC 261/AEDC 52 BODY-TAIL. B1T14	.000	.000	7.499	1.875
(RXA082)	□	MDAC 261/AEDC 52 BODY-TAIL. B1T14	2.000	.000	7.499	1.875
(RXA083)	◇	MDAC 261/AEDC 52 BODY-TAIL. B1T14	4.140	.000	7.499	1.875
(RXA086)	◁	MDAC 261/AEDC 52 BODY-TAIL. B1T14	10.430	.000	7.499	1.875
(RXA088)	▷	MDAC 261/AEDC 52 BODY-TAIL. B1T14	14.890	.000	7.499	1.875
(RXA090)	D	MDAC 261/AEDC 52 BODY-TAIL. B1T14	19.400	.000	7.499	1.875

REFERENCE INFORMATION

SREF	11.0450	SQ. IN.
LREF	3.7500	IN.
BREF	3.7500	IN.
XMRP	24.0000	IN.
YMRP	.0000	IN.
ZMRP	.0000	IN.
SCALE	.0000	

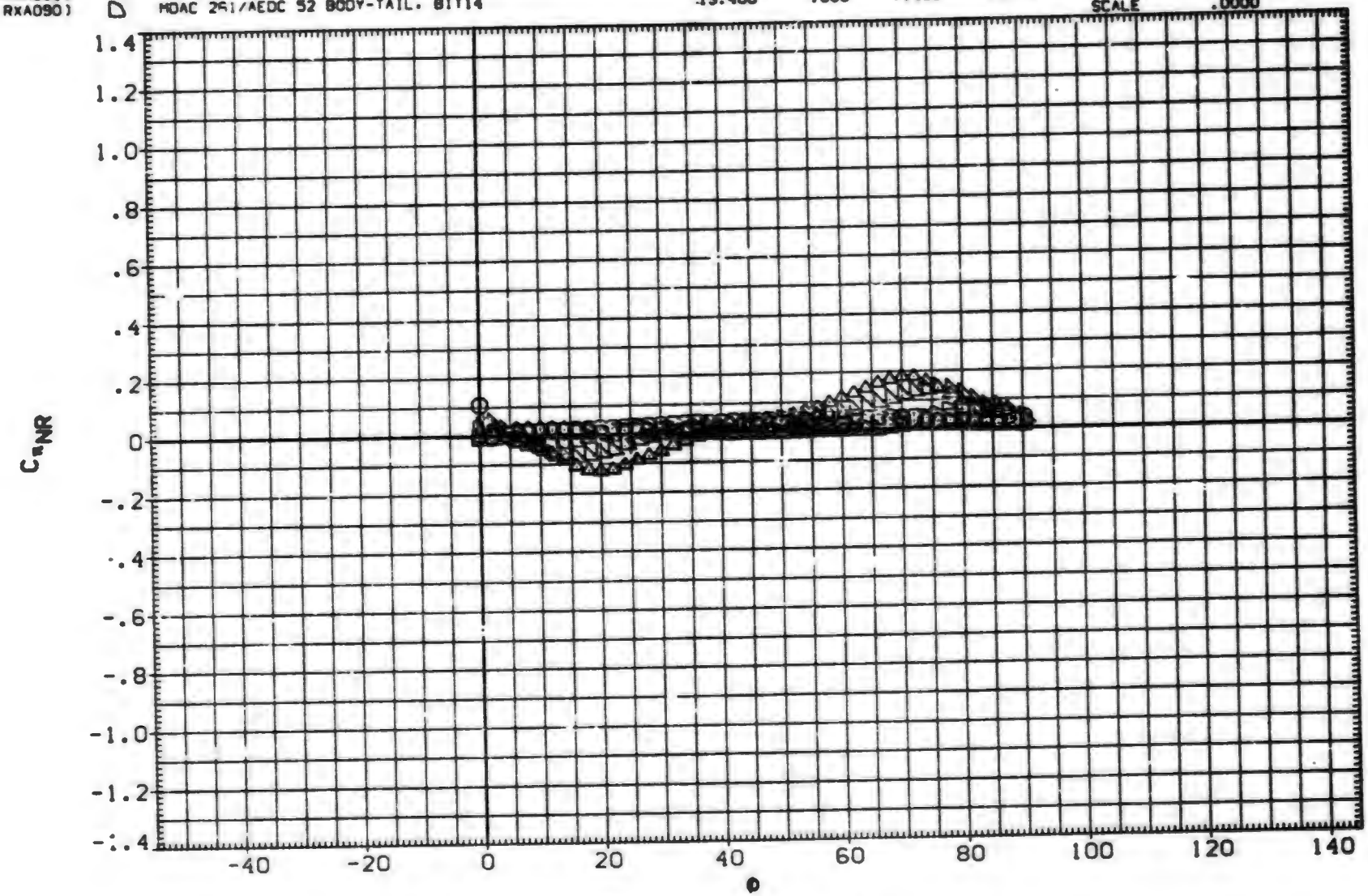

EFFECT OF ROLL ANGLE ON AERODYNAMIC FORCES. B1T14

(H)MACH = 3.01

DATA SET	SYMBOL	CONFIGURATION DESCRIPTION	ALPHA	LAMBDA	RT.CRD	SEMSPN
(RXA080)	○	MDAC 261/AEDC 52 BODY-TAIL. B1T14	.000	.000	7.499	1.875
(RXA082)	□	MDAC 261/AEDC 52 BODY-TAIL. B1T14	2.000	.000	7.499	1.875
(RXA083)	◇	MDAC 261/AEDC 52 BODY-TAIL. B1T14	4.140	.000	7.499	1.875
(RXA086)	△	MDAC 261/AEDC 52 BODY-TAIL. B1T14	10.430	.000	7.499	1.875
(RXA088)	◁	MDAC 261/AEDC 52 BODY-TAIL. B1T14	14.890	.000	7.499	1.875
(RXA090)	▷	MDAC 261/AEDC 52 BODY-TAIL. B1T14	19.400	.000	7.499	1.875

REFERENCE INFORMATION		
SREF	11.0450	SQ.IN.
LREF	3.7500	IN.
BREF	3.7500	IN.
XMRP	24.0000	IN.
YMRP	.0000	IN.
ZMRP	.0000	IN.
SCALE	.0000	

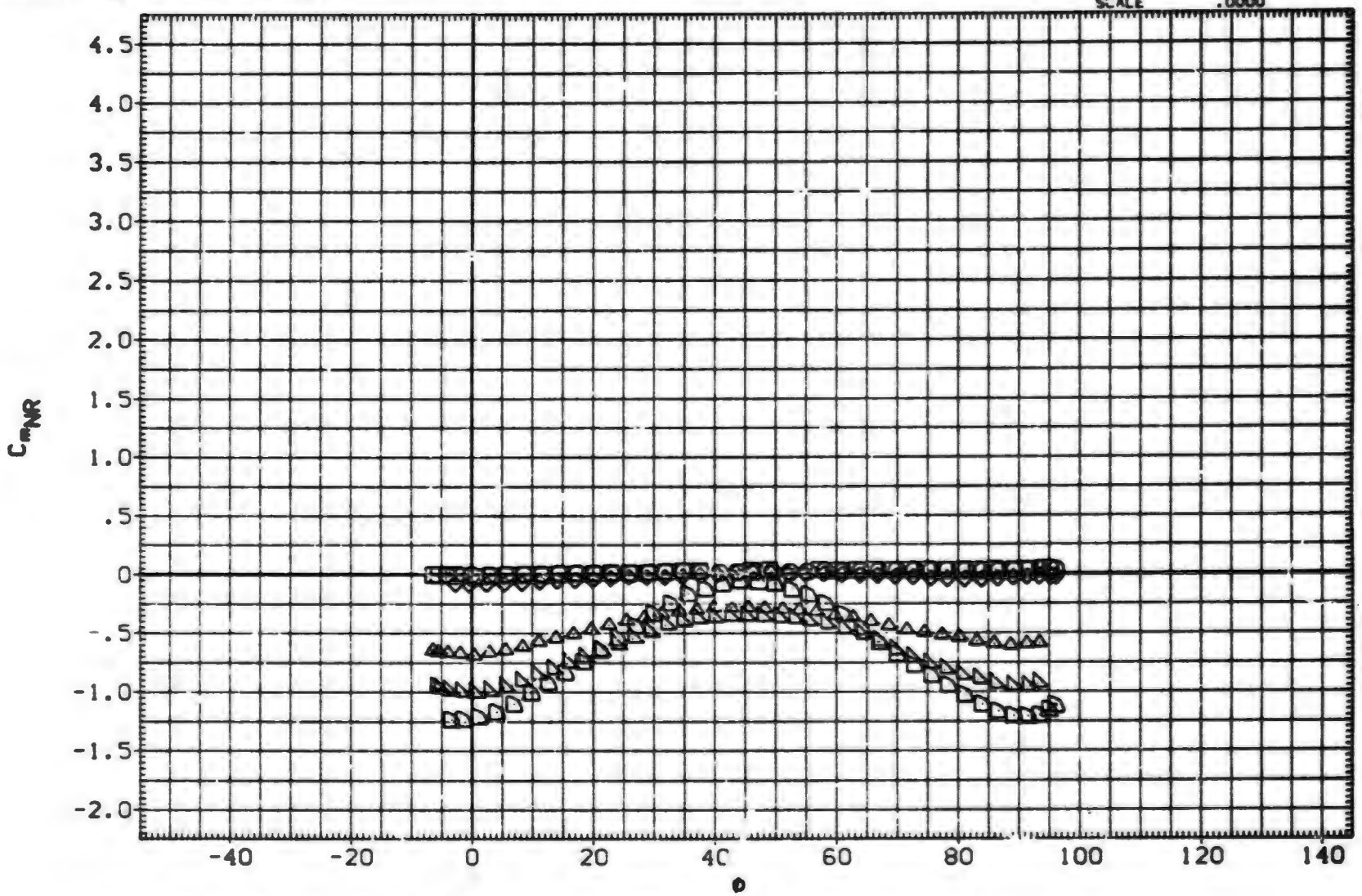

EFFECT OF ROLL ANGLE ON AERODYNAMIC FORCES. B1T14

(A)MACH = .80

DATA SET	SYMBOL	CONFIGURATION DESCRIPTION	ALPHA	LAMBDA	RT.CRD	SEMSPN
(RXA080)	○	DATA NOT AVAILABLE	.000	.000	7.499	1.875
(RXA082)	□	DATA NOT AVAILABLE	2.000	.000	7.499	1.875
(RXA083)	◇	MDAC 261/AEDC 52 BODY-TAIL. B1T14	4.140	.000	7.499	1.875
(RXA086)	△	MDAC 261/AEDC 52 BODY-TAIL. B1T14	10.430	.000	7.499	1.875
(RXA088)	◁	MDAC 261/AEDC 52 BODY-TAIL. B1T14	14.890	.000	7.499	1.875
(RXA090)	▷	MDAC 261/AEDC 52 BODY-TAIL. B1T14	19.400	.000	7.499	1.875

REFERENCE INFORMATION

SREF	11.0450	SQ.IN.
LREF	3.7500	IN.
BREF	3.7500	IN.
XMRP	24.0000	IN.
YMRP	.0000	IN.
ZMRP	.0000	IN.
SCALE	.0000	

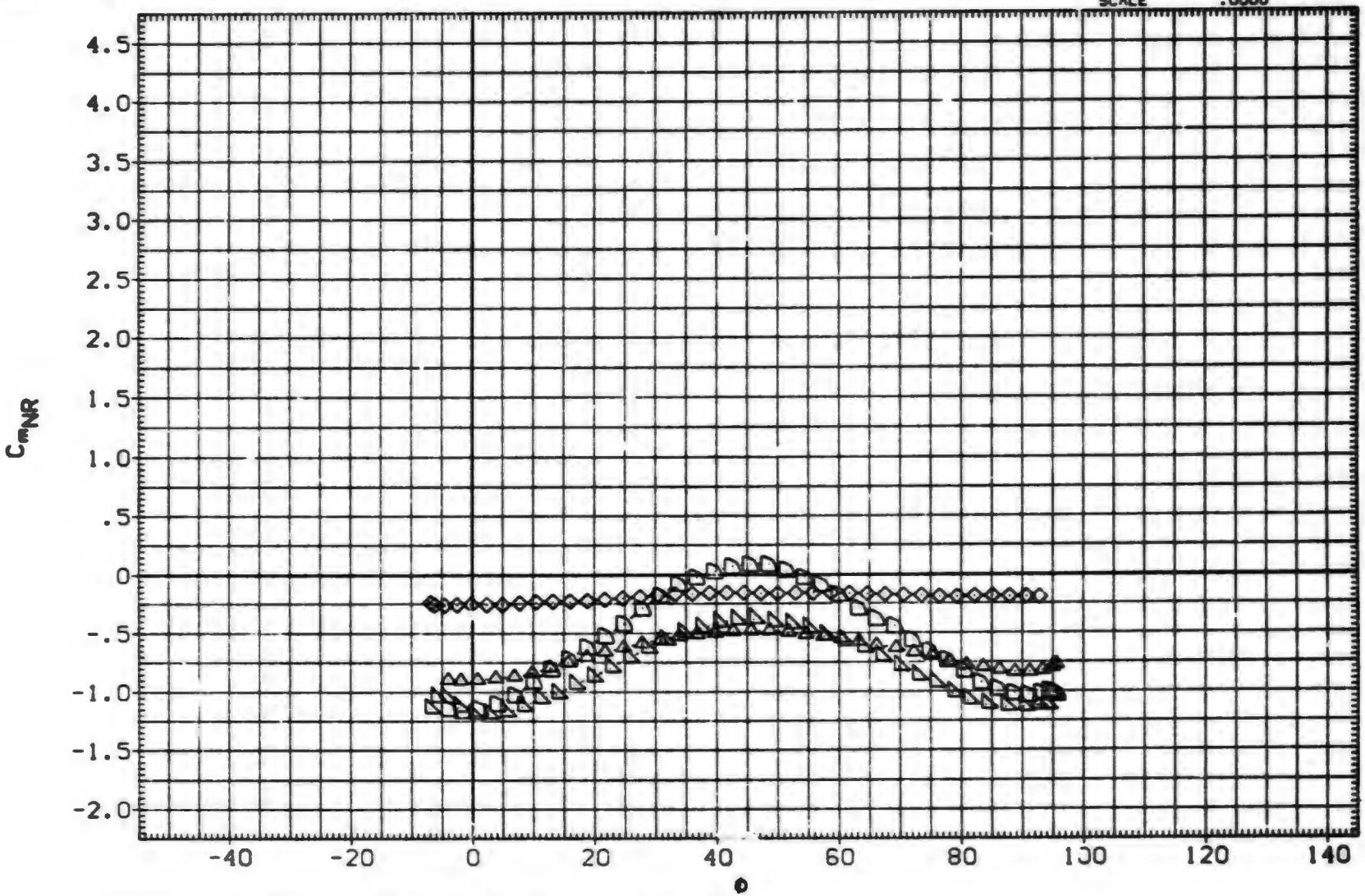

EFFECT OF ROLL ANGLE ON AERODYNAMIC FORCES. B1T14

(B)MACH = 1.01

DATA SET	SYMBOL	CONFIGURATION DESCRIPTION	ALPHA	LAMBDA	RT.CRD	SEMSPN
(RXA080)	○	MDAC 261/AEDC 52 BODY-TAIL. B1T14	.000	.000	7.499	1.875
(RXA082)	□	MDAC 261/AEDC 52 BODY-TAIL. B1T14	2.000	.000	7.499	1.875
(RXA083)	◇	MDAC 261/AEDC 52 BODY-TAIL. B1T14	4.140	.000	7.499	1.875
(RXA086)	△	MDAC 261/AEDC 52 BODY-TAIL. B1T14	10.430	.000	7.499	1.875
(RXA088)	◭	MDAC 261/AEDC 52 BODY-TAIL. B1T14	14.690	.000	7.499	1.875
(RXA090)	◺	MDAC 261/AEDC 52 BODY-TAIL. B1T14	19.400	.000	7.499	1.875

REFERENCE INFORMATION		
SREF	11.0450	SQ.IN.
LREF	3.7500	IN.
BREF	3.7500	IN.
XMRP	24.0000	IN.
YMRP	.0000	IN.
ZMRP	.0000	IN.
SCALE	.0000	

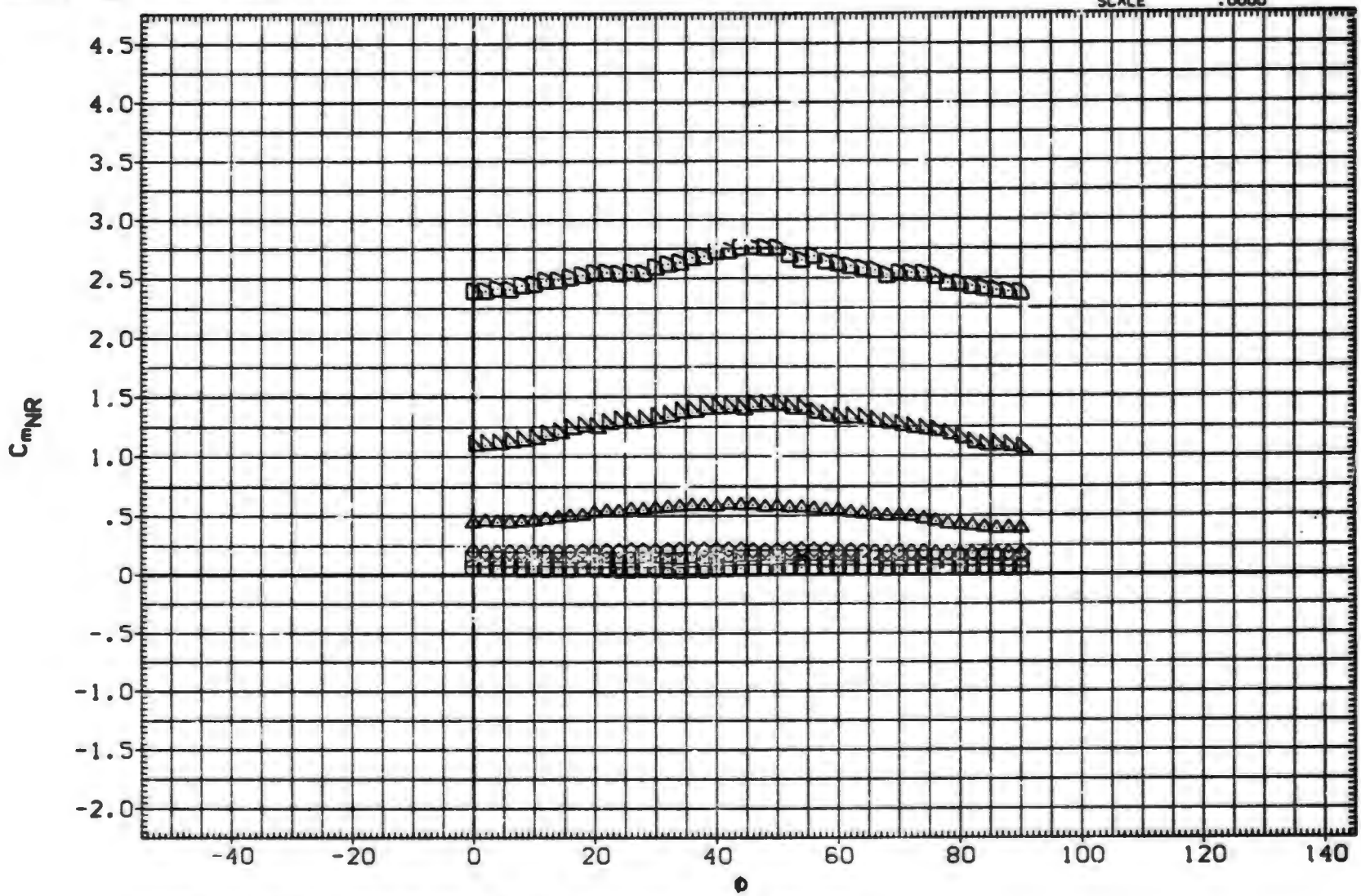

EFFECT OF ROLL ANGLE ON AERODYNAMIC FORCES. B1T14

(E)MACH = 1.76

DATA SET	SYMBOL	CONFIGURATION DESCRIPTION	ALPHA	LAMBDA	RT.CRD	SEMSPN
(RXA080)	○	MDAC 261/AEDC 52 BODY-TAIL. B1T14	.000	.000	7.499	1.875
(RXA082)	□	MDAC 261/AEDC 52 BODY-TAIL. B1T14	2.000	.000	7.499	1.875
(RXA083)	◇	MDAC 261/AEDC 52 BODY-TAIL. B1T14	4.140	.000	7.499	1.875
(RXA086)	△	MDAC 261/AEDC 52 BODY-TAIL. B1T14	10.430	.000	7.499	1.875
(RXA088)	◁	MDAC 261/AEDC 52 BODY-TAIL. B1T14	14.890	.000	7.499	1.875
(RXA090)	▷	MDAC 261/AEDC 52 BODY-TAIL. B1T14	19.400	.000	7.499	1.875

REFERENCE INFORMATION

SREF	11.0450	SQ.IN.
LREF	3.7500	IN.
BREF	3.7500	IN.
XMRP	24.0000	IN.
YMRP	.0000	IN.
ZMRP	.0000	IN.
SCALE	.0000	

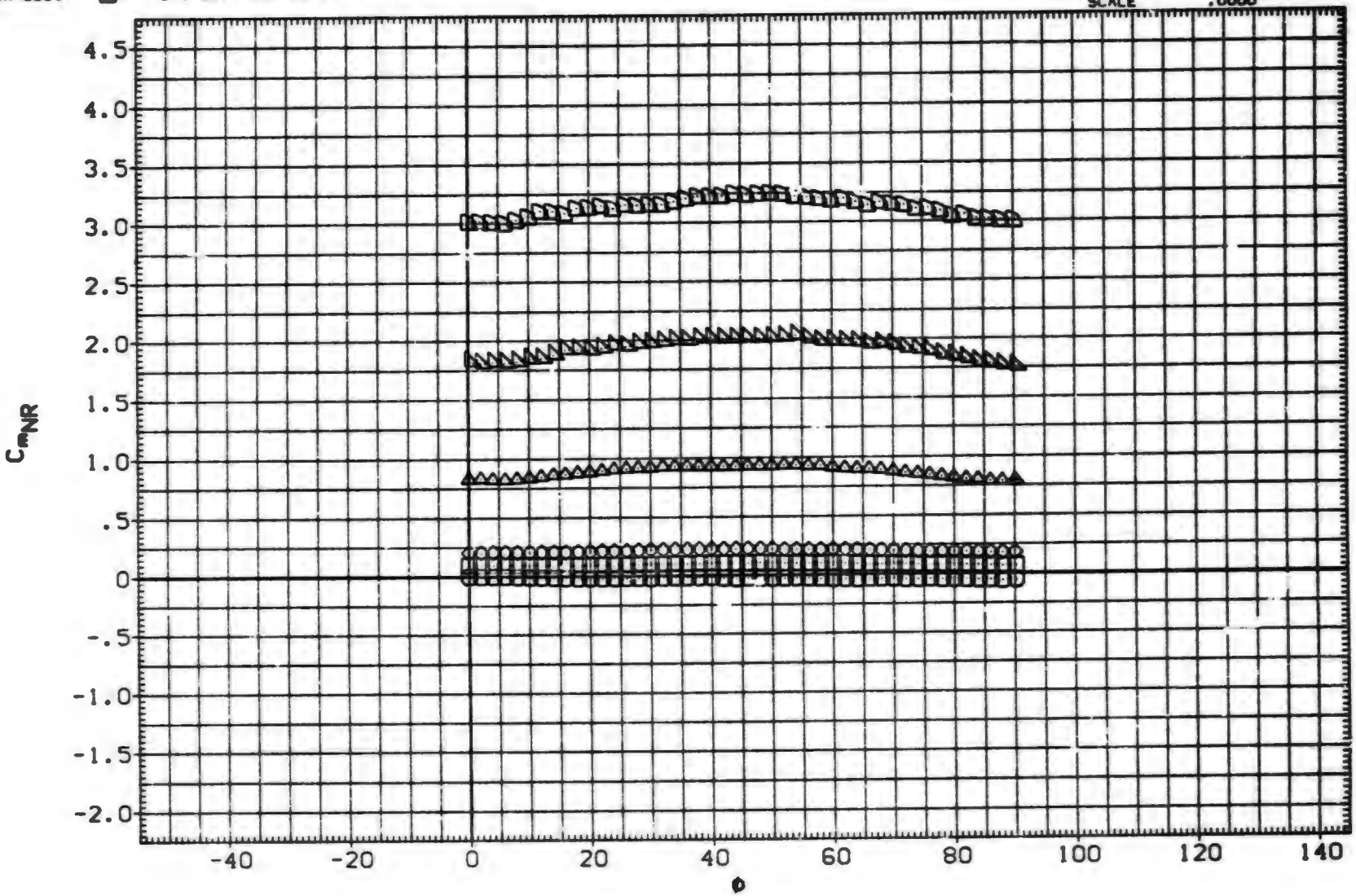

EFFECT OF ROLL ANGLE ON AERODYNAMIC FORCES. B1T14

(F)MACH = 2.00

DATA SET	SYMBOL	CONFIGURATION DESCRIPTION	ALPHA	LAMBDA	RT.CRD	SEMSPN
(RxA080)		MDAC 261/AEDC 52 BODY-TAIL. B1T14	.000	.000	7.499	1.875
(RxA082)		MDAC 261/AEDC 52 BODY-TAIL. B1T14	2.000	.000	7.499	1.875
(RxA083)		MDAC 261/AEDC 52 BODY-TAIL. B1T14	4.140	.000	7.499	1.875
(RxA086)		MDAC 261/AEDC 52 BODY-TAIL. B1T14	10.430	.000	7.499	1.875
(RxA088)		MDAC 261/AEDC 52 BODY-TAIL. B1T14	14.890	.000	7.499	1.875
(RxA090)		MDAC 261/AEDC 52 BODY-TAIL. B1T14	19.400	.000	7.499	1.875

REFERENCE INFORMATION

SREF	11.0450	SQ. IN.
LREF	3.7500	IN.
BREF	3.7500	IN.
XMRP	24.0000	IN.
YMRP	.0000	IN.
ZMRP	.0000	IN.
SCALE	.0000	

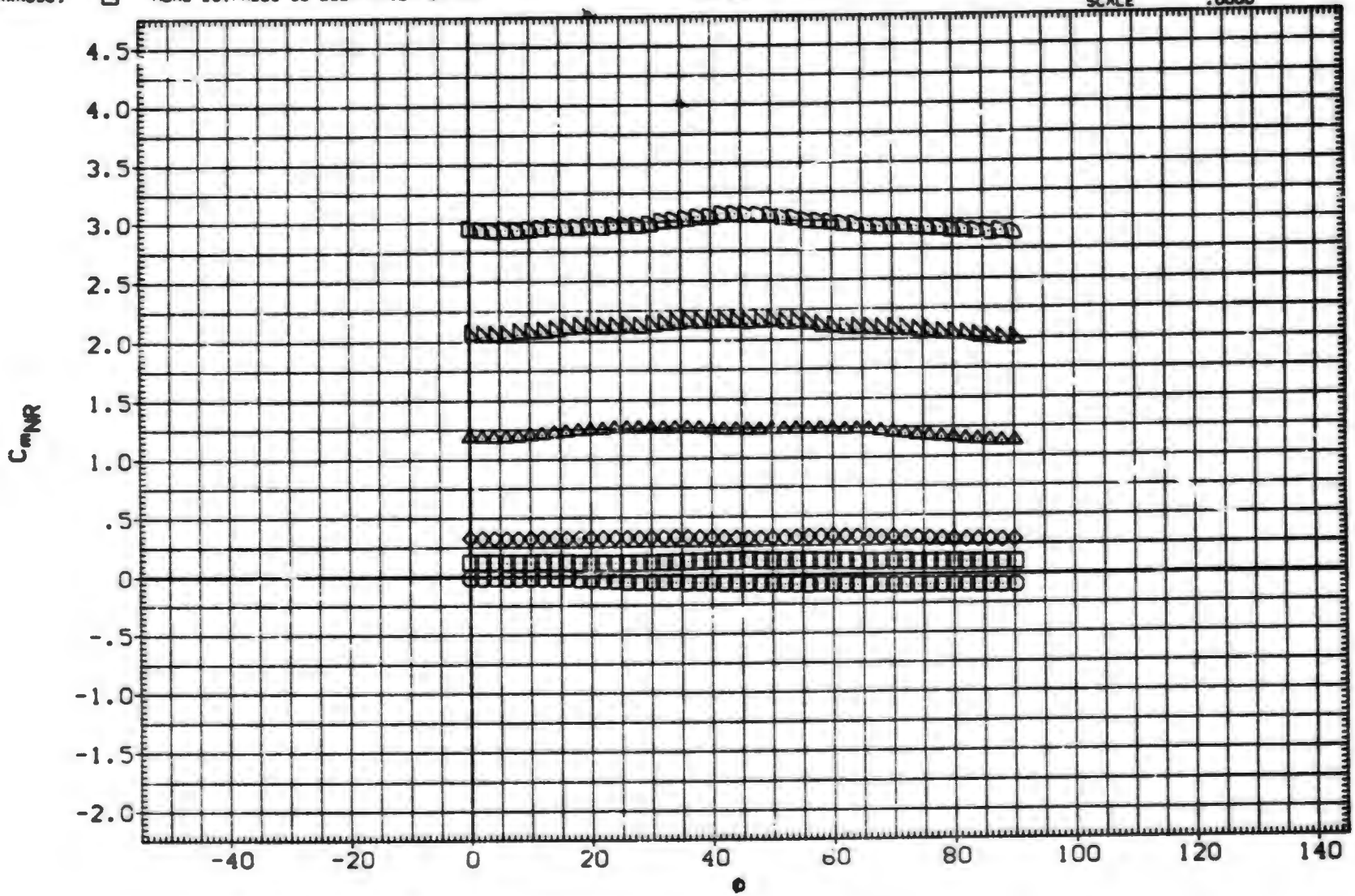

EFFECT OF ROLL ANGLE ON AERODYNAMIC FORCES. P1T14

(G)MACH = 2.50

DATA SET	SYMBOL	CONFIGURATION DESCRIPTION	ALPHA	LAMBDA	RT.CRD	SEMSPN
(RXA080)	○	MDAC 261/AEDC 52 BODY-TAIL. B1T14	.000	.000	7.499	1.875
(RXA082)	□	MDAC 261/AEDC 52 BODY-TAIL. B1T14	2.000	.000	7.499	1.875
(RXA083)	◇	MDAC 261/AEDC 52 BODY-TAIL. B1T14	4.140	.000	7.499	1.875
(RXA086)	△	MDAC 261/AEDC 52 BODY-TAIL. B1T14	10.430	.000	7.499	1.875
(RXA089)	◺	MDAC 261/AEDC 52 BODY-TAIL. B1T14	14.690	.000	7.499	1.875
(RXA090)	◻	MDAC 261/AEDC 52 BODY-TAIL. B1T14	19.400	.000	7.499	1.875

REFERENCE INFORMATION

SREF	11.0450	SQ. IN.
LREF	3.7500	IN.
BREF	3.7500	IN.
XMRP	24.0000	IN.
YMRP	.0000	IN.
ZMRP	.0000	IN.
SCALE	.0000	

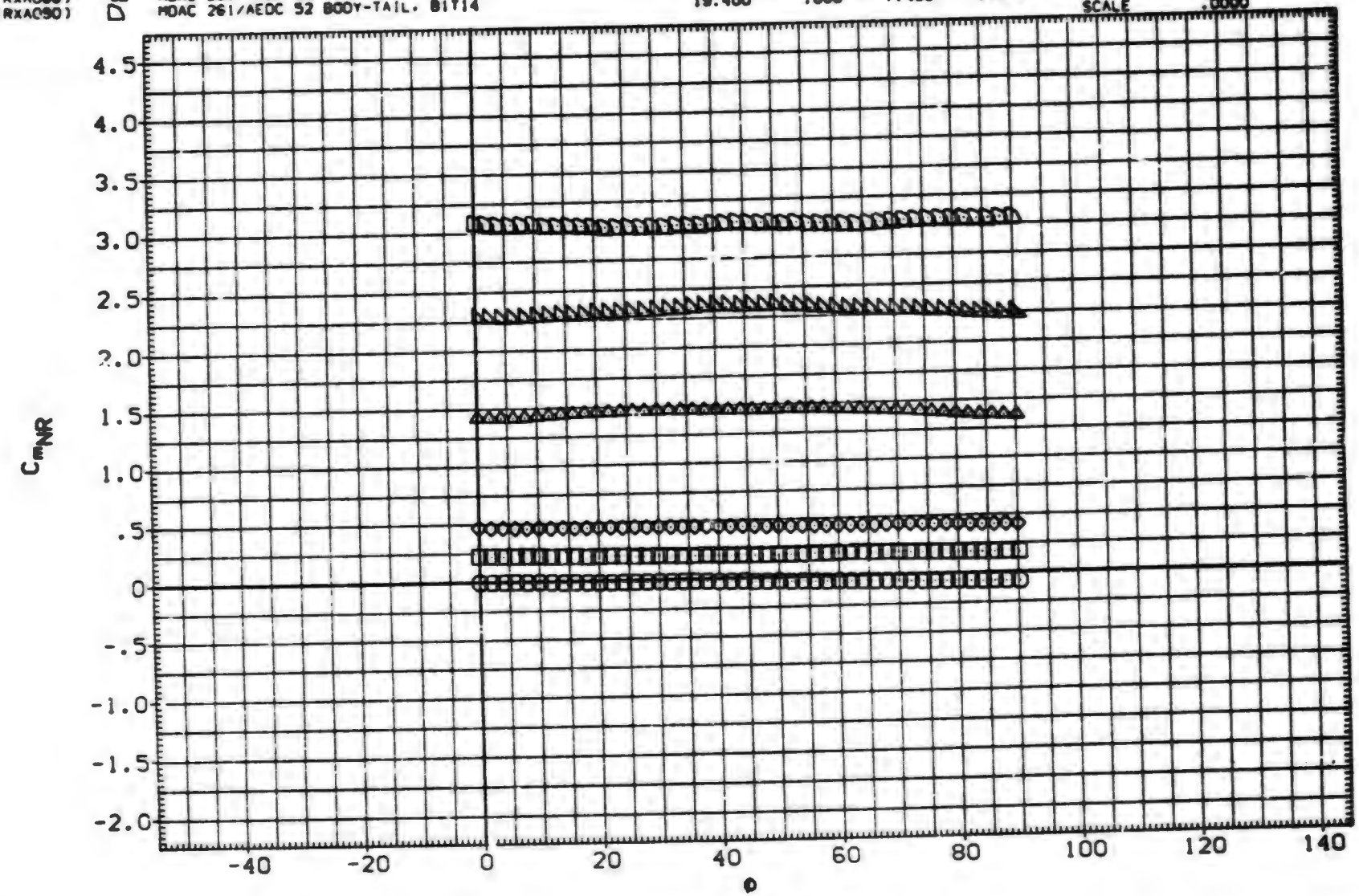

EFFECT OF ROLL ANGLE ON AERODYNAMIC FORCES. B1T14

(H)MACH = 3.01

DATA SET	SYMBOL	CONFIGURATION DESCRIPTION	ALPHA	LAMBDA	RT.CRD	SEMSPN
(RXA080)	○	MDAC 261/AEDC 52 BODY-TAIL. B1T14	.000	.000	7.499	1.875
(RXA082)	□	MDAC 261/AEDC 52 BODY-TAIL. B1T14	2.000	.000	7.499	1.875
(RXA083)	◇	MDAC 261/AEDC 52 BODY-TAIL. B1T14	4.140	.000	7.499	1.875
(RXA086)	△	MDAC 261/AEDC 52 BODY-TAIL. B1T14	10.430	.000	7.499	1.875
(RXA088)	◺	MDAC 261/AEDC 52 BODY-TAIL. B1T14	14.990	.000	7.499	1.875
(RXA090)	◸	MDAC 261/AEDC 52 BODY-TAIL. B1T14	19.400	.000	7.499	1.875

REFERENCE INFORMATION		
SREF	11.0450	SQ.IN.
LREF	3.7500	IN.
BREF	3.7500	IN.
XMRP	24.0000	IN.
YMRP	.0000	IN.
ZMRP	.0000	IN.
SCALE	.0000	

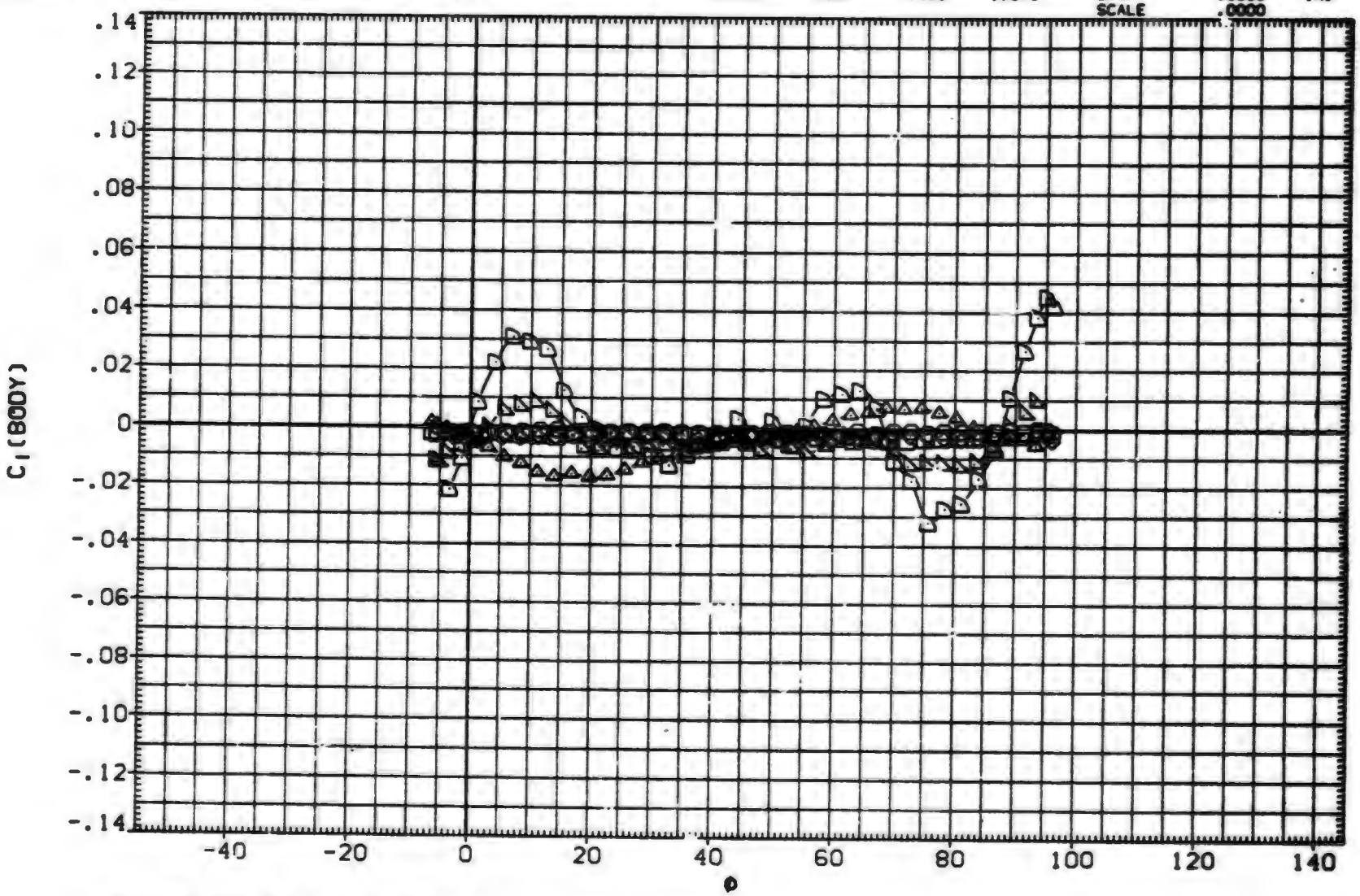

EFFECT OF ROLL ANGLE ON AERODYNAMIC FORCES. B1T14

(A)MACH = .80

DATA SET	SYMBOL	CONFIGURATION DESCRIPTION	ALPHA	LAMBDA	RT.CRD	SEMSPN
(RXA080)	○	DATA NOT AVAILABLE	.000	.000	7.499	1.875
(RXA082)	□	DATA NOT AVAILABLE	2.000	.000	7.499	1.875
(RXA083)	◇	MDAC 261/AEDC 52 BODY-TAIL. B1T14	4.140	.000	7.499	1.875
(RXA086)	△	MDAC 261/AEDC 52 BODY-TAIL. B1T14	10.430	.000	7.499	1.875
(RXA088)	◁	MDAC 261/AEDC 52 BODY-TAIL. B1T14	14.890	.000	7.499	1.875
(RXA090)	▷	MDAC 261/AEDC 52 BODY-TAIL. B1T14	19.400	.000	7.499	1.875

REFERENCE INFORMATION

SREF	11.0450	SQ.IN.
LREF	3.7500	IN.
BREF	3.7500	IN.
XMRP	24.0000	IN.
YMRP	.0000	IN.
ZMRP	.0000	IN.
SCALE	.0000	

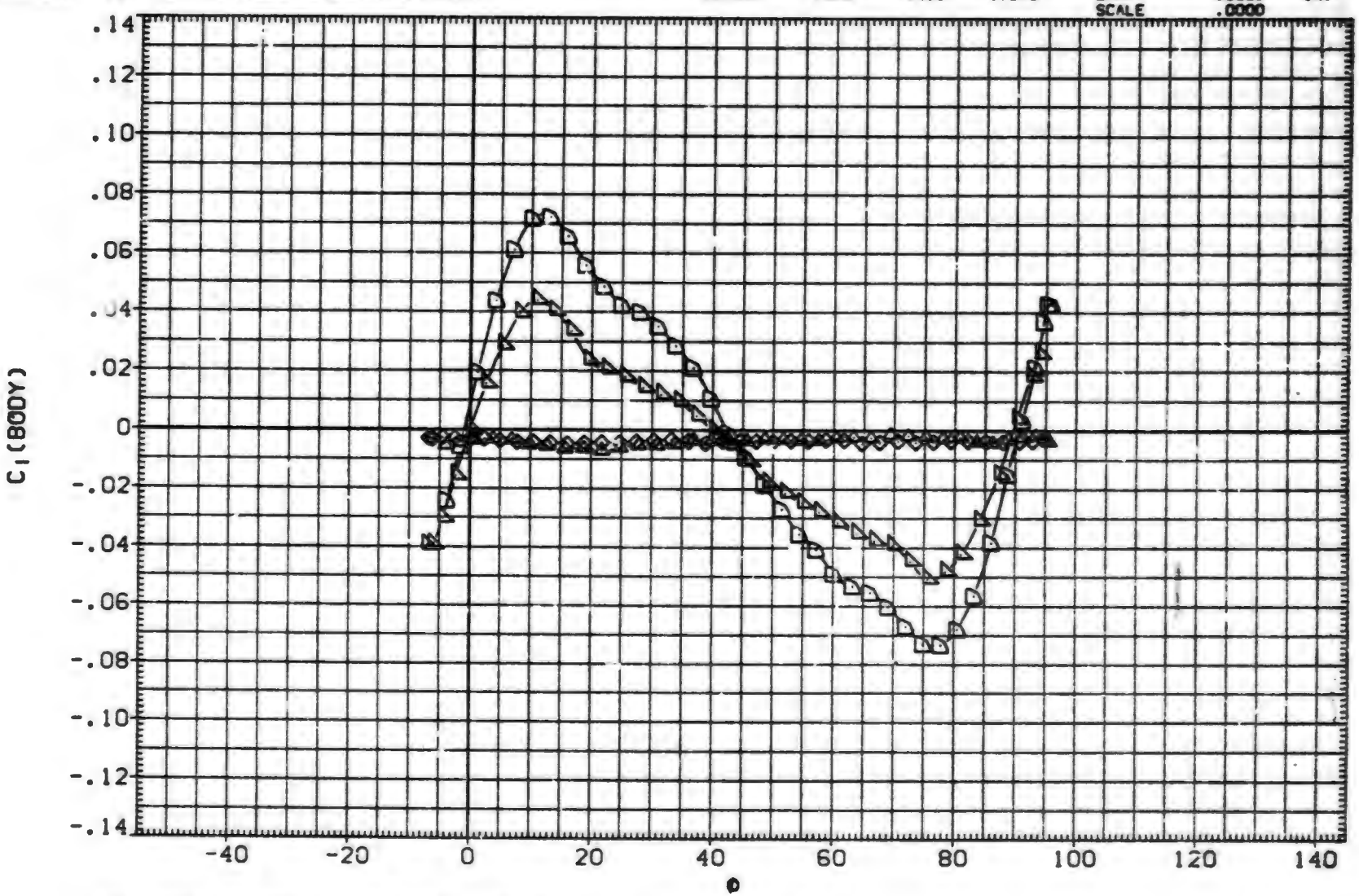

EFFECT OF ROLL ANGLE ON AERODYNAMIC FORCES. B1T14

(B)MACH = 1.01

DATA SET	SYMBOL	CONFIGURATION DESCRIPTION
(RXA080)	○	MDAC 261/AEDC 52 BODY-TAIL. B1T14
(RXA082)	□	MDAC 261/AEDC 52 BODY-TAIL. B1T14
(RXA083)	◇	MDAC 261/AEDC 52 BODY-TAIL. B1T14
(RXA086)	△	MDAC 261/AEDC 52 BODY-TAIL. B1T14
(RXA088)	◺	DATA NOT AVAILABLE
(RXA090)	D	DATA NOT AVAILABLE

ALPHA	LAMBDA	RT.CRD	SEMSPN
.000	.000	7.499	1.875
2.000	.000	7.499	1.875
4.140	.000	7.499	1.875
10.430	.000	7.499	1.875
14.890	.000	7.499	1.875
19.400	.000	7.499	1.875

REFERENCE INFORMATION

SREF	11.0450	SQ. IN.
LREF	3.7500	IN.
BREF	3.7500	IN.
XMRP	24.0000	IN.
YMRP	.0000	IN.
ZMRP	.0000	IN.
SCALE	.0000	

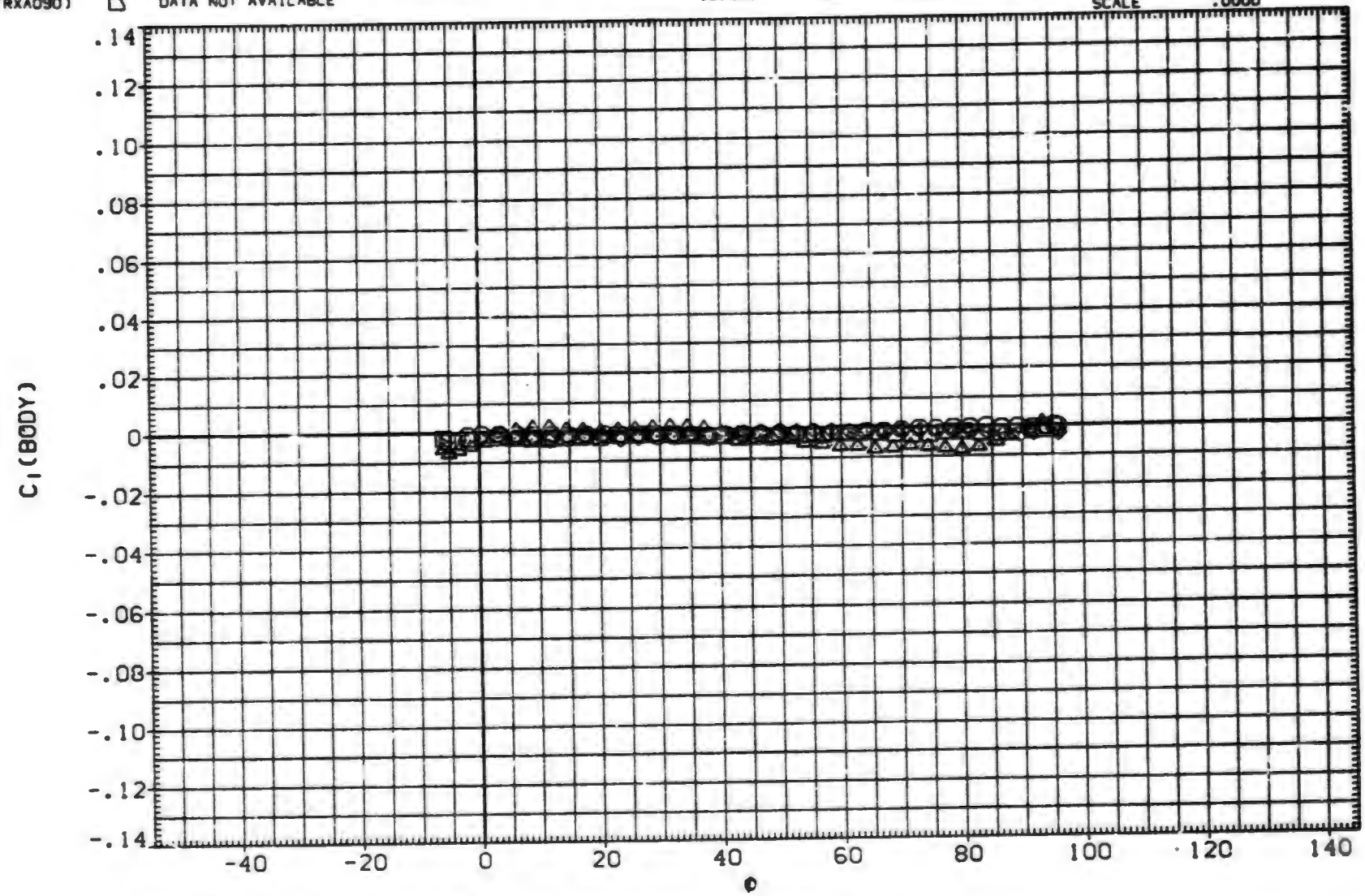

EFFECT OF ROLL ANGLE ON AERODYNAMIC FORCES. B1T14

(C)MACH = 1.18

DATA SET	SYMBOL	CONFIGURATION DESCRIPTION	ALPHA	LAMBDA	RT.CRD	SEMSPN
(RXA080)	○	DATA NOT AVAILABLE	.000	.000	7.499	1.875
(RXA082)	□	DATA NOT AVAILABLE	2.000	.000	7.499	1.875
(RXA083)	◇	DATA NOT AVAILABLE	4.140	.000	7.499	1.875
(RXA086)	△	DATA NOT AVAILABLE	10.430	.000	7.499	1.875
(RXA088)	◭	MDAC 261/AEDC 52 BODY-TAIL. B1T14	14.890	.000	7.499	1.875
(RXA090)	D	MDAC 261/AEDC 52 BODY-TAIL. B1T14	19.400	.000	7.499	1.875

REFERENCE INFORMATION

SREF	11.0450	SQ. IN.
LREF	3.7500	IN.
BREF	3.7500	IN.
XMRP	24.0000	IN.
YMRP	.0000	IN.
ZMRP	.0000	IN.
SCALE	.0000	

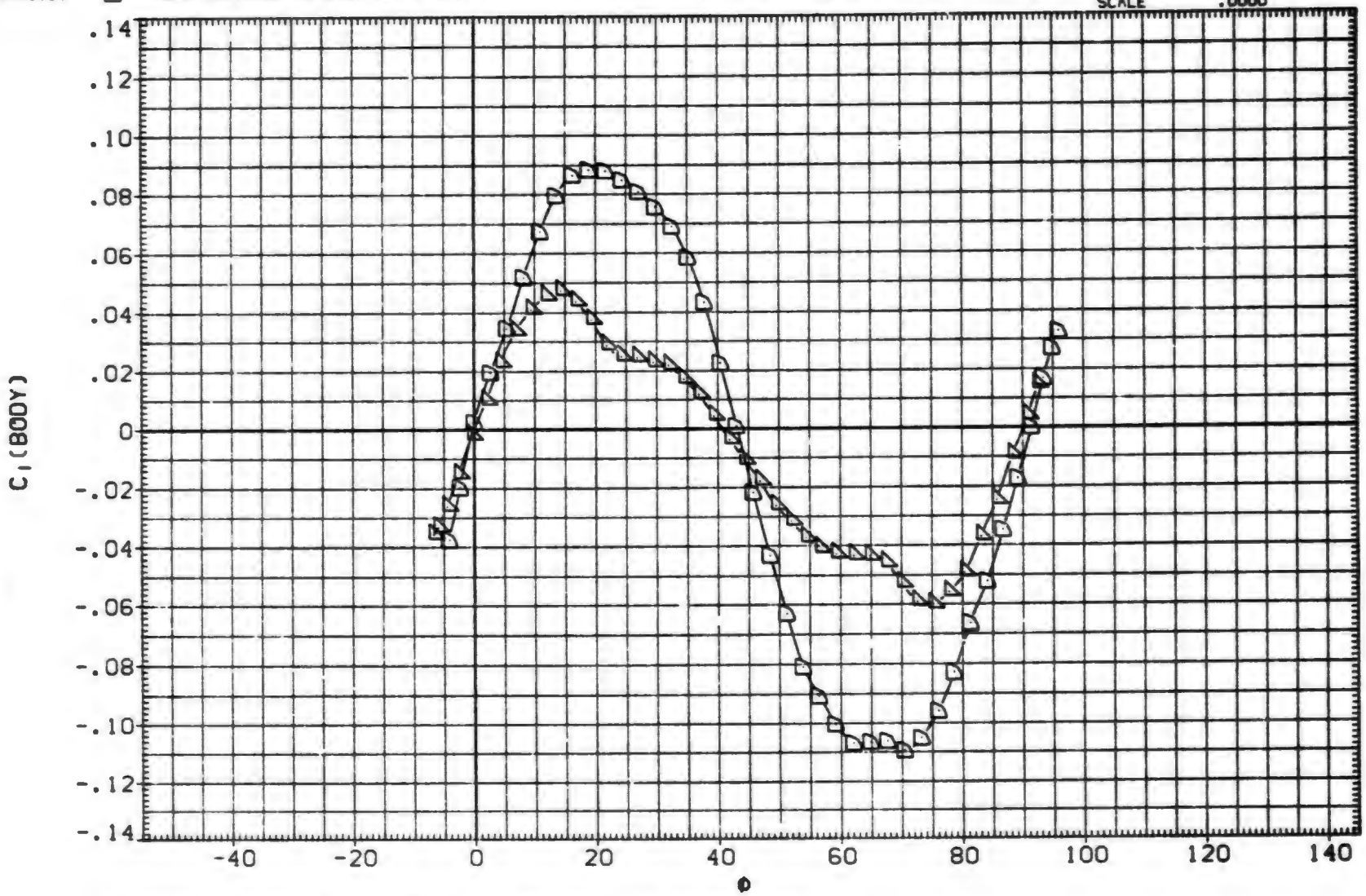

EFFECT OF ROLL ANGLE ON AERODYNAMIC FORCES. B1T14

(D)MACH = 1.22

DATA SET	SYMBOL	CONFIGURATION DESCRIPTION	ALPHA	LAMBDA	RT.CRD	SEMSPN
(RXA080)	○	MDAC 261/AEDC 52 BODY-TAIL. B1T14	.000	.000	7.499	1.875
(RXA082)	□	MDAC 261/AEDC 52 BODY-TAIL. B1T14	2.000	.000	7.499	1.875
(RXA083)	◇	MDAC 261/AEDC 52 BODY-TAIL. B1T14	4.140	.000	7.499	1.875
(RXA086)	△	MDAC 261/AEDC 52 BODY-TAIL. B1T14	10.430	.000	7.499	1.875
(PXA088)	◺	MDAC 261/AEDC 52 BODY-TAIL. B1T14	14.890	.000	7.499	1.875
(RXA090)	D	MDAC 261/AEDC 52 BODY-TAIL. B1T14	19.400	.000	7.499	1.875

REFERENCE INFORMATION

SREF	11.0450	SQ.IN.
LREF	3.7500	IN.
BREF	3.7500	IN.
XMRP	24.0000	IN.
YMRP	.0000	IN.
ZMRP	.0000	IN.
SCALE	.0000	

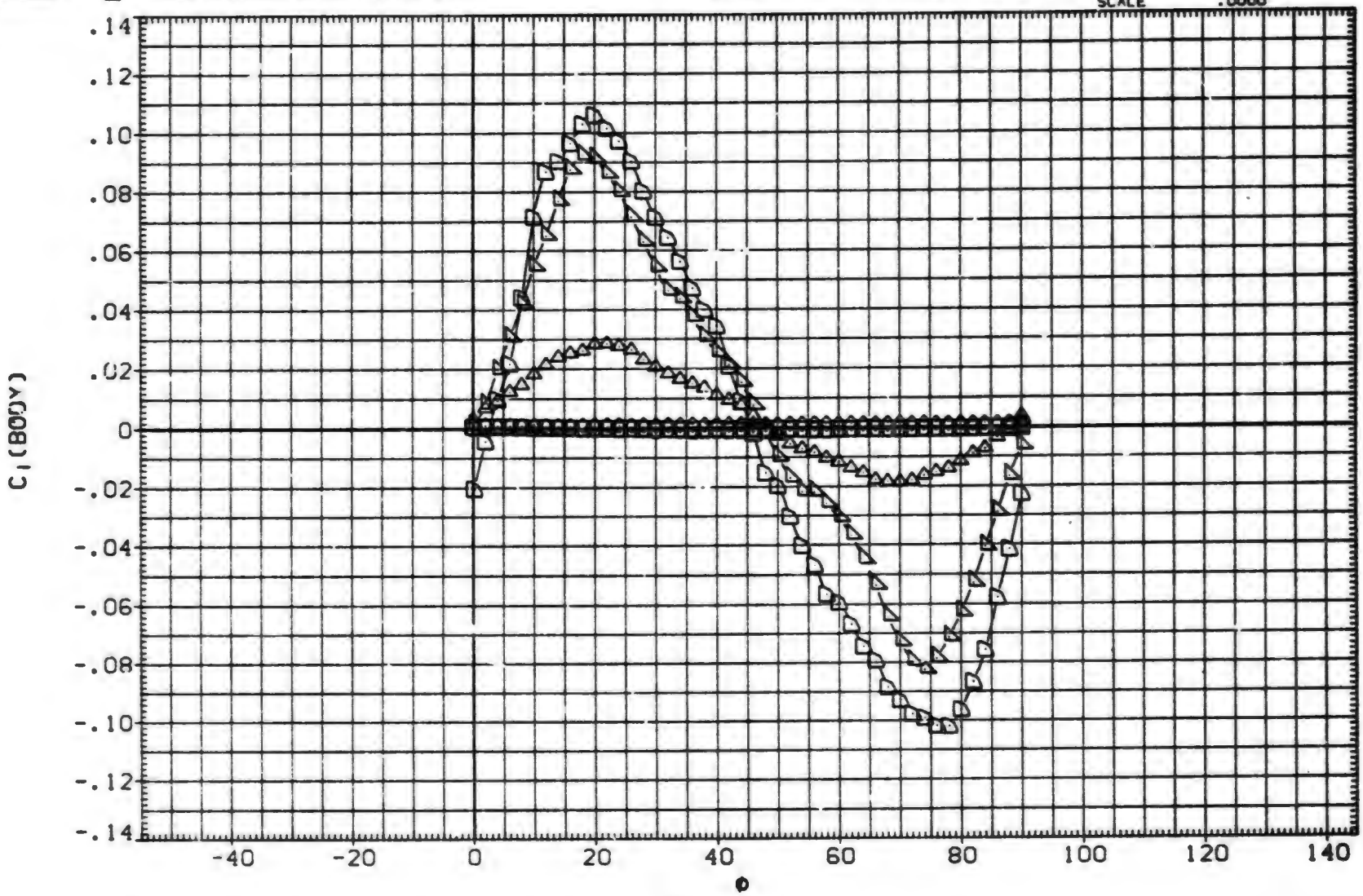

EFFECT OF ROLL ANGLE ON AERODYNAMIC FORCES. B1T14

(E)MACH = 1.76

DATA SET	SYMBOL	CONFIGURATION DESCRIPTION	ALPHA	LAMBDA	RT.CRD	SEMSPN
(RXA080)	○	MDAC 261/AEDC 52 BODY-TAIL. B1T14	.000	.000	7.499	1.875
(RXA082)	□	MDAC 261/AEDC 52 BODY-TAIL. B1T14	2.000	.000	7.499	1.875
(RXA083)	◇	MDAC 261/AEDC 52 BODY-TAIL. B1T14	4.140	.000	7.499	1.875
(RXA086)	△	MDAC 261/AEDC 52 BODY-TAIL. B1T14	10.430	.000	7.499	1.875
(RXA088)	◁	MDAC 261/AEDC 52 BODY-TAIL. B1T14	14.890	.000	7.499	1.875
(RXA090)	▷	MDAC 261/AEDC 52 BODY-TAIL. B1T14	19.400	.000	7.499	1.875

REFERENCE INFORMATION

SREF	11.0450	SQ.IN.
LREF	3.7500	IN.
BREF	3.7500	IN.
XMRP	24.0000	IN.
YMRP	.0000	IN.
ZMRP	.0000	IN.
SCALE	.0000	

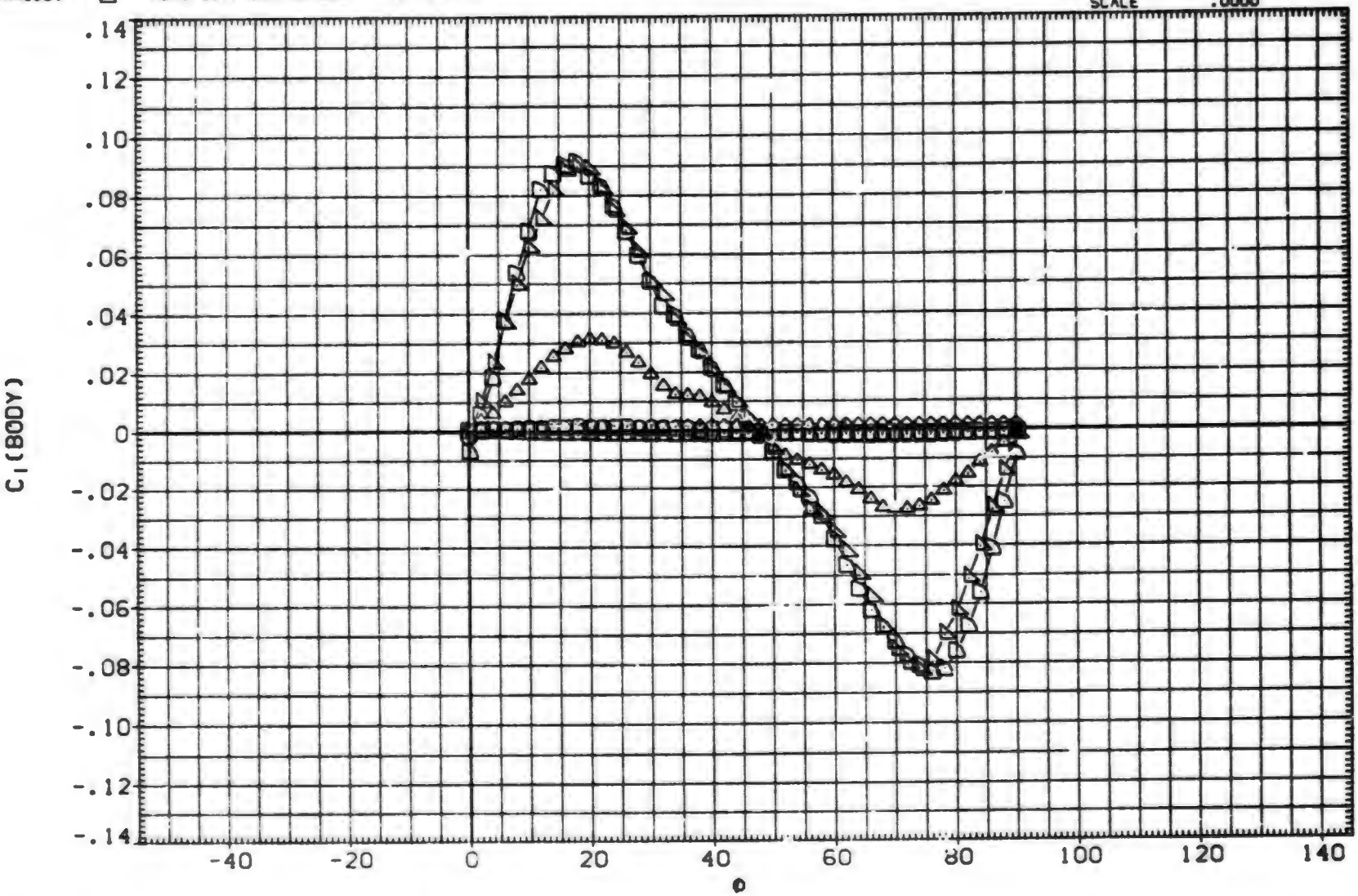

EFFECT OF ROLL ANGLE ON AERODYNAMIC FORCES. B1T14

(F)MACH = 2.00

DATA SET	SYMBOL	CONFIGURATION DESCRIPTION	ALPHA	LAMBDA	RT.CRD	SEMSPN
(RXA080)	○	MDAC 261/AEDC 52 BODY-TAIL. B1T14	.000	.000	7.499	1.875
(RXA082)	□	MDAC 261/AEDC 52 BODY-TAIL. B1T14	2.000	.000	7.499	1.875
(RXA083)	◇	MDAC 261/AEDC 52 BODY-TAIL. B1T14	4.140	.000	7.499	1.875
(RXA086)	△	MDAC 261/AEDC 52 BODY-TAIL. B1T14	10.430	.000	7.499	1.875
(RXA088)	◭	MDAC 261/AEDC 52 BODY-TAIL. B1T14	14.890	.000	7.499	1.875
(RXA090)	◺	MDAC 261/AEDC 52 BODY-TAIL. B1T14	19.400	.000	7.499	1.875

REFERENCE INFORMATION		
SREF	11.0450	SQ.IN.
LREF	3.7500	IN.
BREF	3.7500	IN.
XMRP	24.0000	IN.
YMRP	.0000	IN.
ZMRP	.0000	IN.
SCALE	.0000	

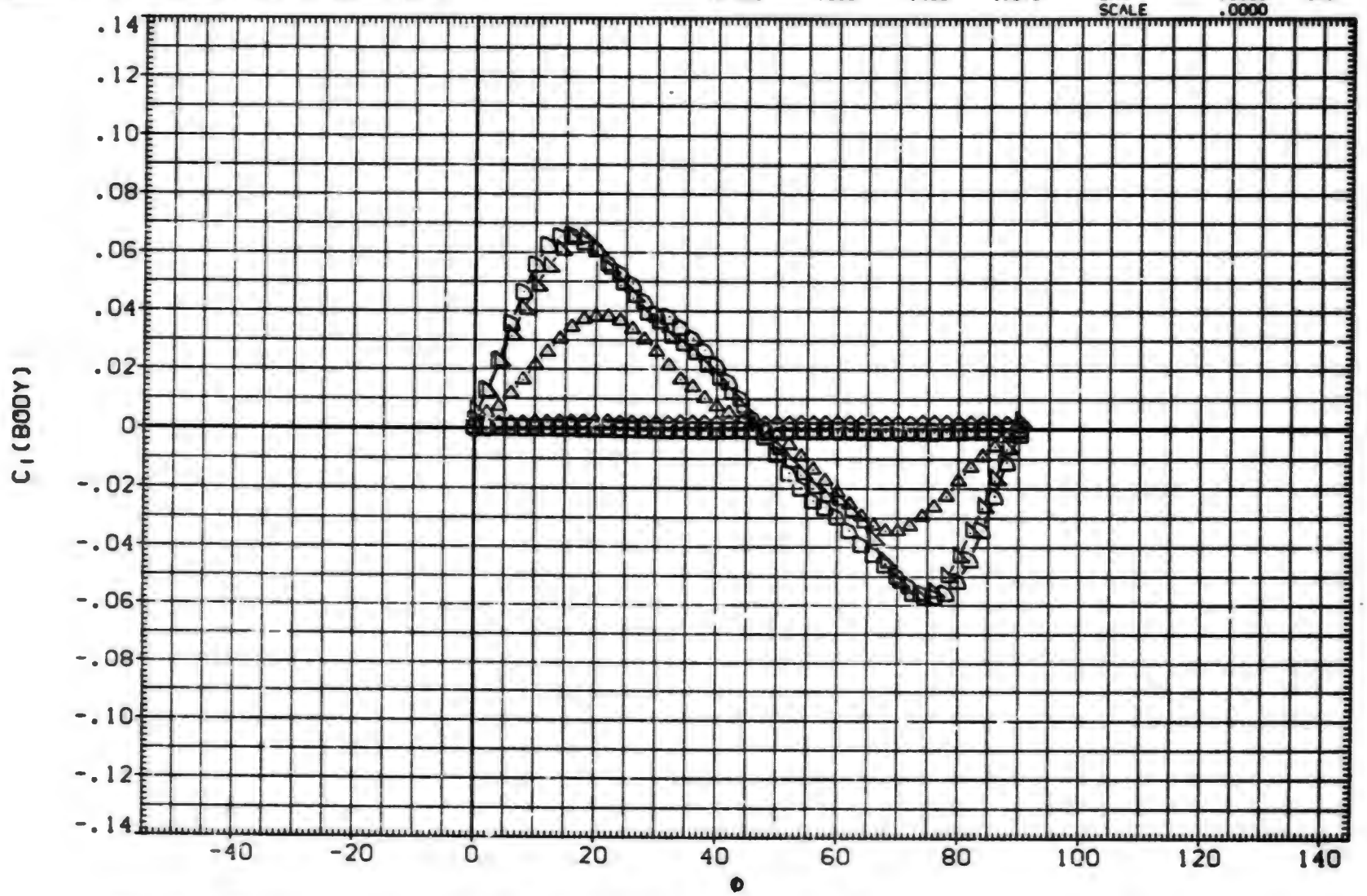

EFFECT OF ROLL ANGLE ON AERODYNAMIC FORCES. R1T14

(G)MACH = 2.50

DATA SET	SYMBOL	CONFIGURATION DESCRIPTION	ALPHA	LAMBDA	RT.CRD	SEMSPN
(RXA080)	○	MDAC 261/AEDC 52 BODY-TAIL. BIT14	.000	.000	7.499	1.875
RXA082)	□	MDAC 261/AEDC 52 BODY-TAIL. BIT14	2.000	.000	7.499	1.875
.RXA083)	◇	MDAC 261/AEDC 52 BODY-TAIL. BIT14	4.140	.000	7.499	1.875
(RXA086)	△	MDAC 261/AEDC 52 BODY-TAIL. BIT14	10.430	.000	7.499	1.875
(RXA088)	△	MDAC 261/AEDC 52 BODY-TAIL. BIT14	14.890	.000	7.499	1.875
(RXA090)	□	MDAC 261/AEDC 52 BODY-TAIL. BIT14	19 400	.000	7.499	1.875

REFERENCE INFORMATION

SREF	11.0450	SQ.IN.
LREF	3.7500	IN.
BREF	3.7500	IN.
XMRP	24.0000	IN.
YMRP	.0000	IN.
ZMRP	.0000	IN.
SCALE	.0000	

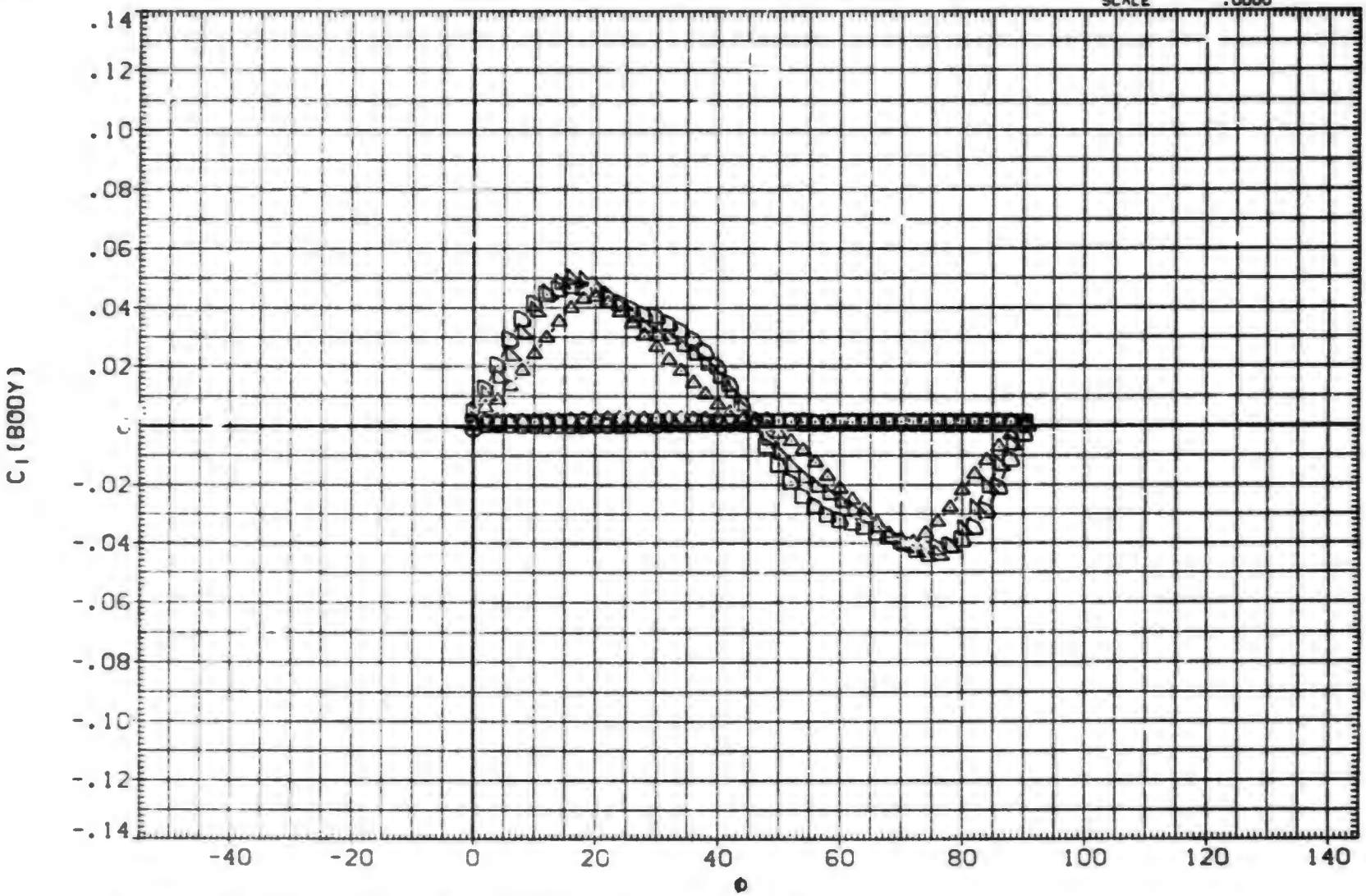

EFFECT OF ROLL ANGLE ON AERODYNAMIC FORCES, BIT14

(H)MACH = 3.01

DATA SET	SYMBOL	CONFIGURATION DESCRIPTION	ALPHA	LAMBDA	RT.CRD	SEMSPN
(BXACBC)	○	AEDC TF 368 BODY-TAIL. B1T14	25.000	.000	7.499	1.875
(BXACBH)	□	AEDC TF 368 BODY-TAIL. B1T14	30.000	.000	7.499	1.875
(BXACBI)	◇	AEDC TF 368 BODY-TAIL. B1T14	35.000	.000	7.499	1.875
(BXACBJ)	△	AEDC TF 368 BODY-TAIL. B1T14	40.000	.000	7.499	1.875
(BXACBK)	◺	AEDC TF 368 BODY-TAIL. B1T14	45.000	.000	7.499	1.875

REFERENCE INFORMATION		
SREF	11.0450	SQ.IN.
LREF	3.7500	IN.
BREF	3.7500	IN.
XMRP	24.0000	IN.
YMRP	.0000	IN.
ZMRP	.0000	IN.
SCALE	.0000	

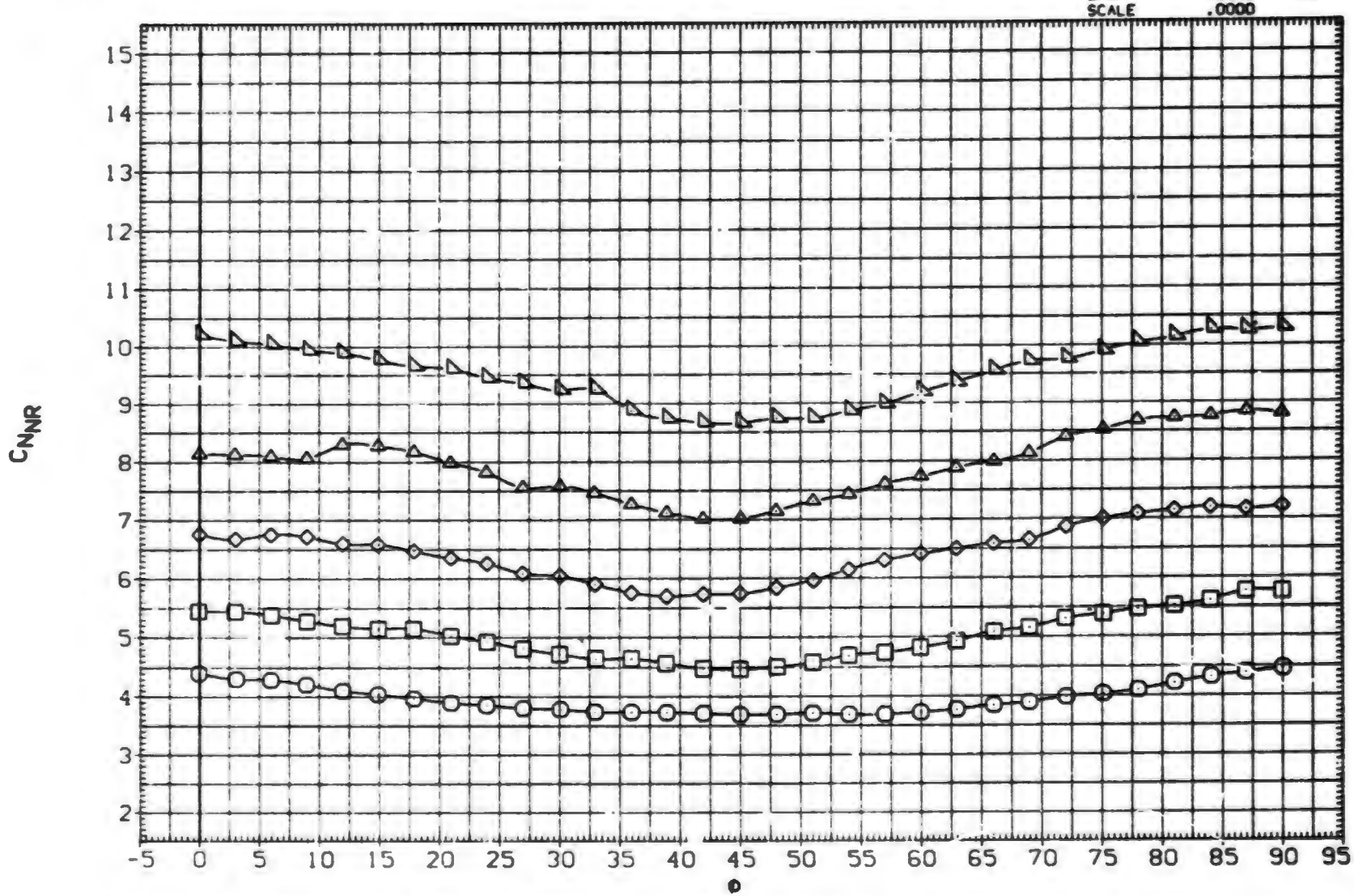

EFFECT OF ROLL ANGLE ON AERODYNAMIC FORCES. B1T14

(A)MACH = .80

DATA SET	SYMBOL	CONFIGURATION DESCRIPTION	ALPHA	LAMBDA	RT.CRD	SEMSPN
(BXACBG)	○	AEDC TF 368 BODY-TAIL. B1T14	25.000	.000	7.499	1.875
(BXACBH)	□	AEDC TF 368 BODY-TAIL. B1T14	30.000	.000	7.499	1.875
(BXACBI)	◇	AEDC TF 368 BODY-TAIL. B1T14	35.000	.000	7.499	1.875
(BXACBJ)	△	AEDC TF 368 BODY-TAIL. B1T14	40.000	.000	7.499	1.875
(BXACBK)	◺	AEDC TF 368 BODY-TAIL. B1T14	45.000	.000	7.499	1.875

REFERENCE INFORMATION

SREF	11.0450	SQ.IN.
LREF	3.7500	IN.
BREF	3.7500	IN.
XMRP	24.0000	IN.
YMRP	.0000	IN.
ZMRP	.0000	IN.
SCALE	.0000	

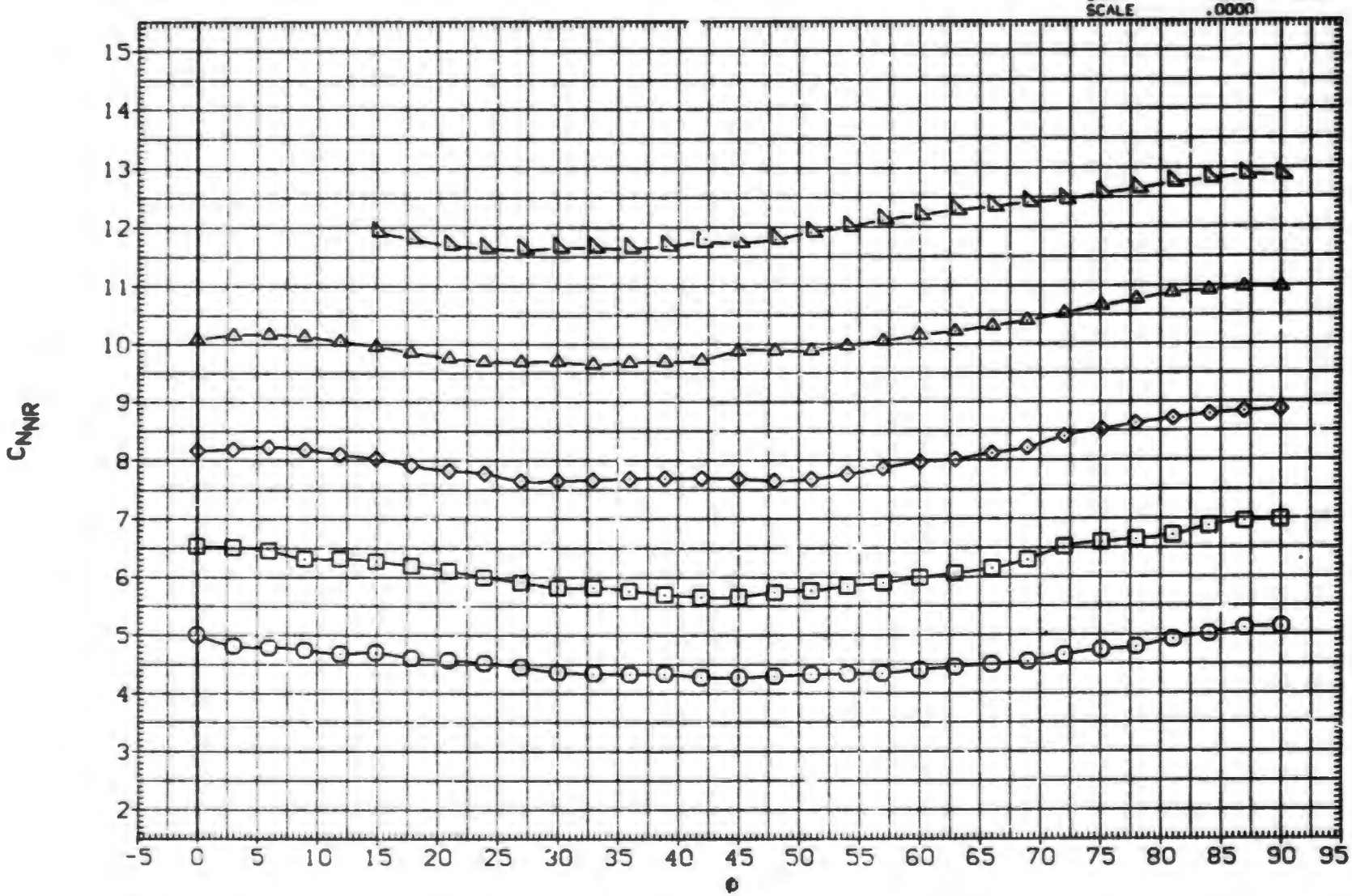

EFFECT OF ROLL ANGLE ON AERODYNAMIC FORCES. B1T14

(B)MACH = 1.00

DATA SET	SYMBOL	CONFIGURATION DESCRIPTION	ALPHA	LAMBDA	RT.CRD	SEMSPN
(BXACBG)	○	AEDC TF 368 BODY-TAIL. B1T14	25.000	.000	7.499	1.875
(BXACBH)	□	AEDC TF 368 BODY-TAIL. B1T14	30.000	.000	7.499	1.875
(BXACBI)	◇	AEDC TF 368 BODY-TAIL. B1T14	35.000	.000	7.499	1.875
(BXACBJ)	△	AEDC TF 368 BODY-TAIL. B1T14	40.000	.000	7.499	1.875
(BXACBK)	◺	AEDC TF 368 BODY-TAIL. B1T14	45.000	.000	7.499	1.875

REFERENCE INFORMATION

SREF	11.0450	SQ. IN.
LREF	3.7500	IN.
BREF	3.7500	IN.
XMRP	24.3000	IN.
YMRP	.0000	IN.
ZMRP	.0000	IN.
SCALE	.0000	

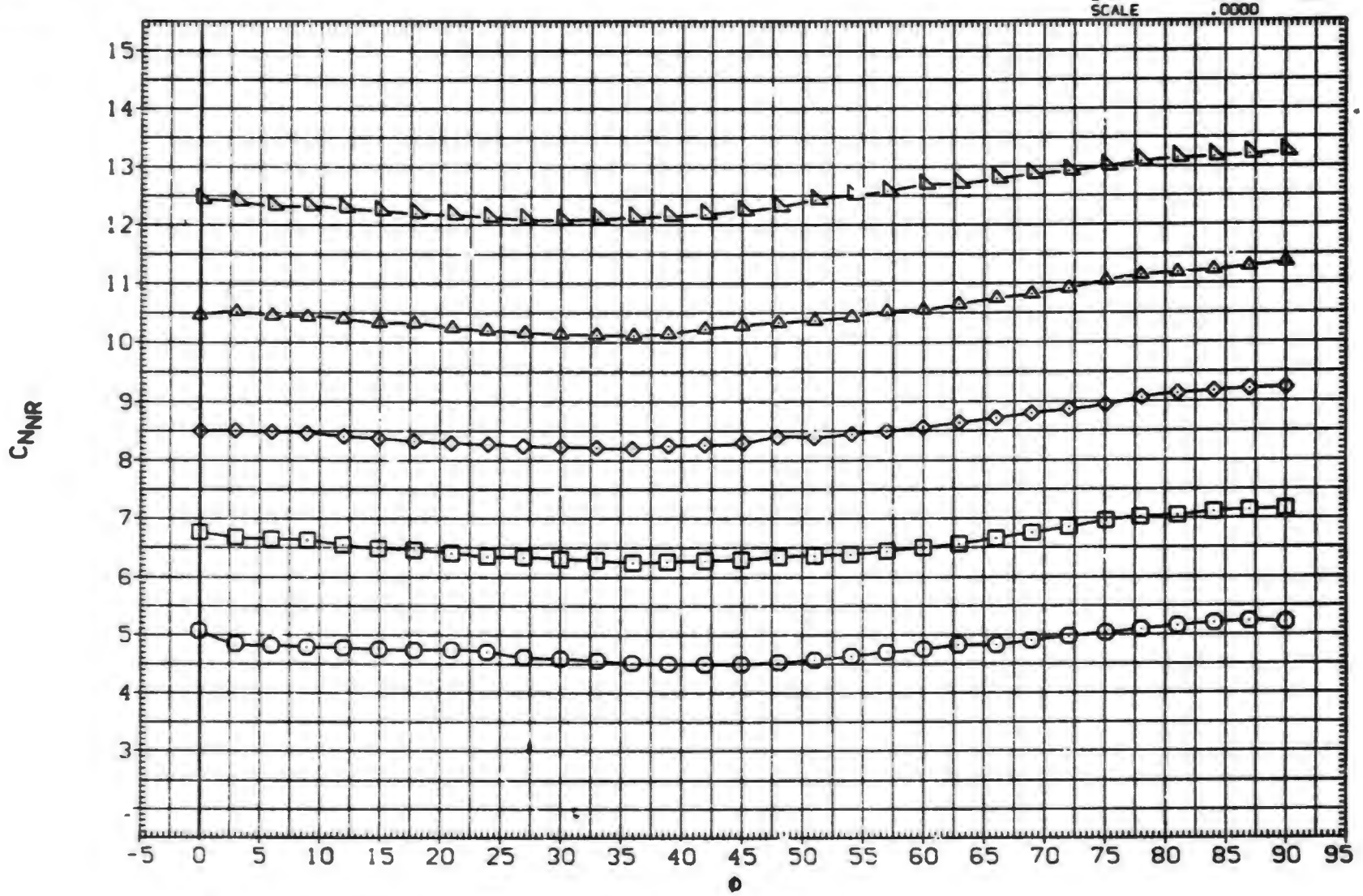

EFFECT OF ROLL ANGLE ON AERODYNAMIC FORCES. B1T14

(C)MACH = 1.20

DATA SET	SYMBOL	CONFIGURATION DESCRIPTION	ALPHA	LAMBDA	RT.CRD	SEMSPN
(BXACBG)	○	AEDC TF 368 BODY-TAIL. B1T14	25.000	.000	7.499	1.875
(BXACBH)	□	DATA NOT AVAILABLE	30.000	.000	7.499	1.875
(BXACBI)	◇	DATA NOT AVAILABLE	35.000	.000	7.499	1.875
(BXACBJ)	◇	DATA NOT AVAILABLE	40.000	.000	7.499	1.875
(BXACBK)	△	DATA NOT AVAILABLE	45.000	.000	7.499	1.875

REFERENCE INFORMATION

SREF	11.0450	SQ. IN.
LREF	3.7500	IN.
BREF	3.7500	IN.
XMRP	24.0000	IN.
YMRP	.0000	IN.
ZMRP	.0000	IN.
SCALE	.0000	

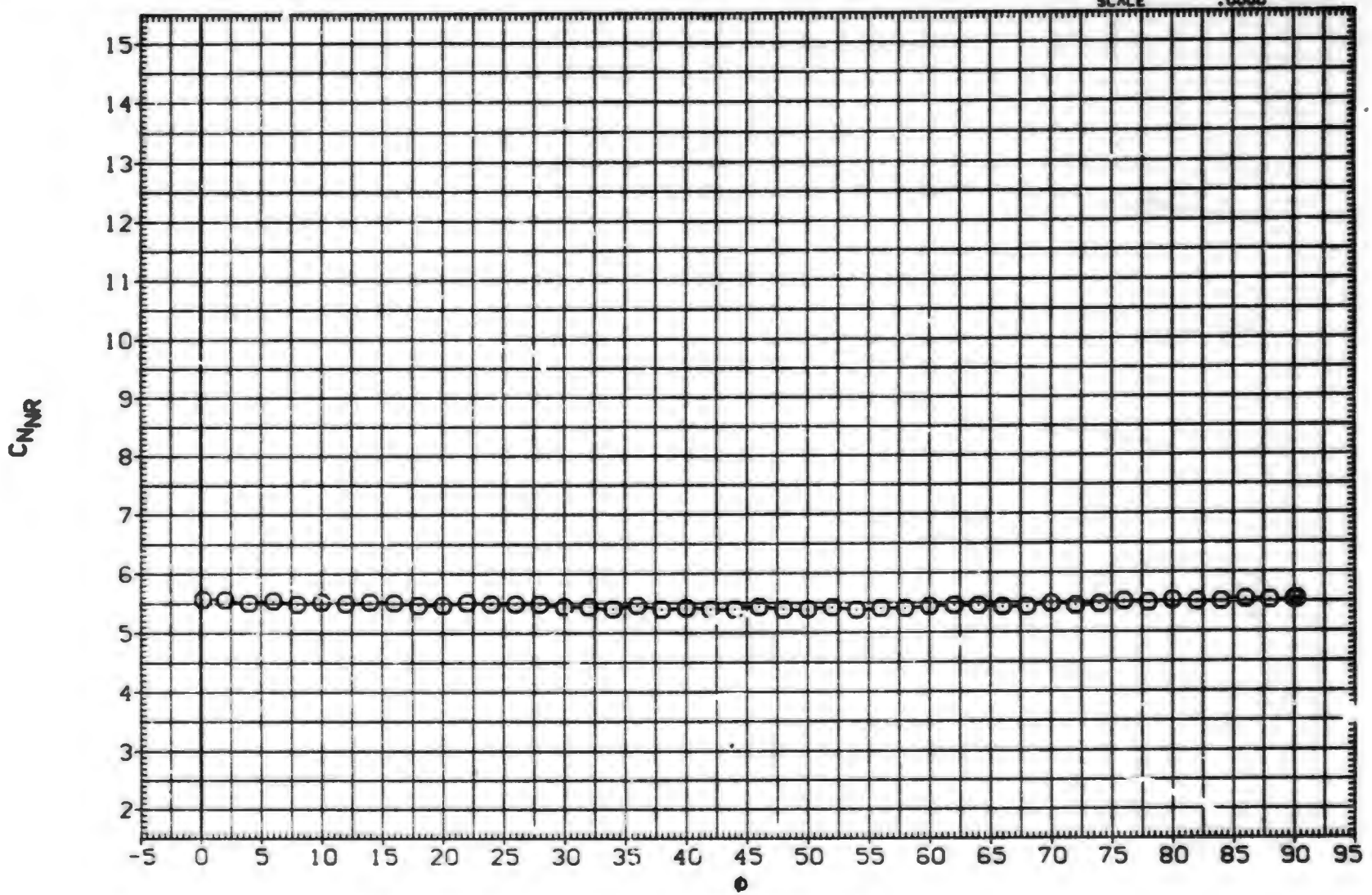

EFFECT OF ROLL ANGLE ON AERODYNAMIC FORCES. B1T14

(D)MACH = 1.76

DATA SET	SYMBOL	CONFIGURATION DESCRIPTION	ALPHA	LAMBDA	RT.CRD	SEMSPN
(BXACBG)	○	AEDC TF 368 BODY-TAIL. B1T14	25.000	.000	7.499	1.875
(BXACBH)	□	AEDC TF 368 BODY-TAIL. B1T14	30.000	.000	7.499	1.875
(BXACBI)	◇	AEDC TF 368 BODY-TAIL. B1T14	35.000	.000	7.499	1.875
(BXACBJ)	△	AEDC TF 368 BODY-TAIL. B1T14	40.000	.000	7.499	1.875
(BXACBK)	▷	AEDC TF 368 BODY-TAIL. B1T14	45.000	.000	7.499	1.875

REFERENCE INFORMATION		
SREF	11.0450	SQ.IN.
LREF	3.7500	IN.
BREF	3.7500	IN.
XMRP	24.0000	IN.
YMRP	.0000	IN.
ZMRP	.0000	IN.
SCALE	.0000	

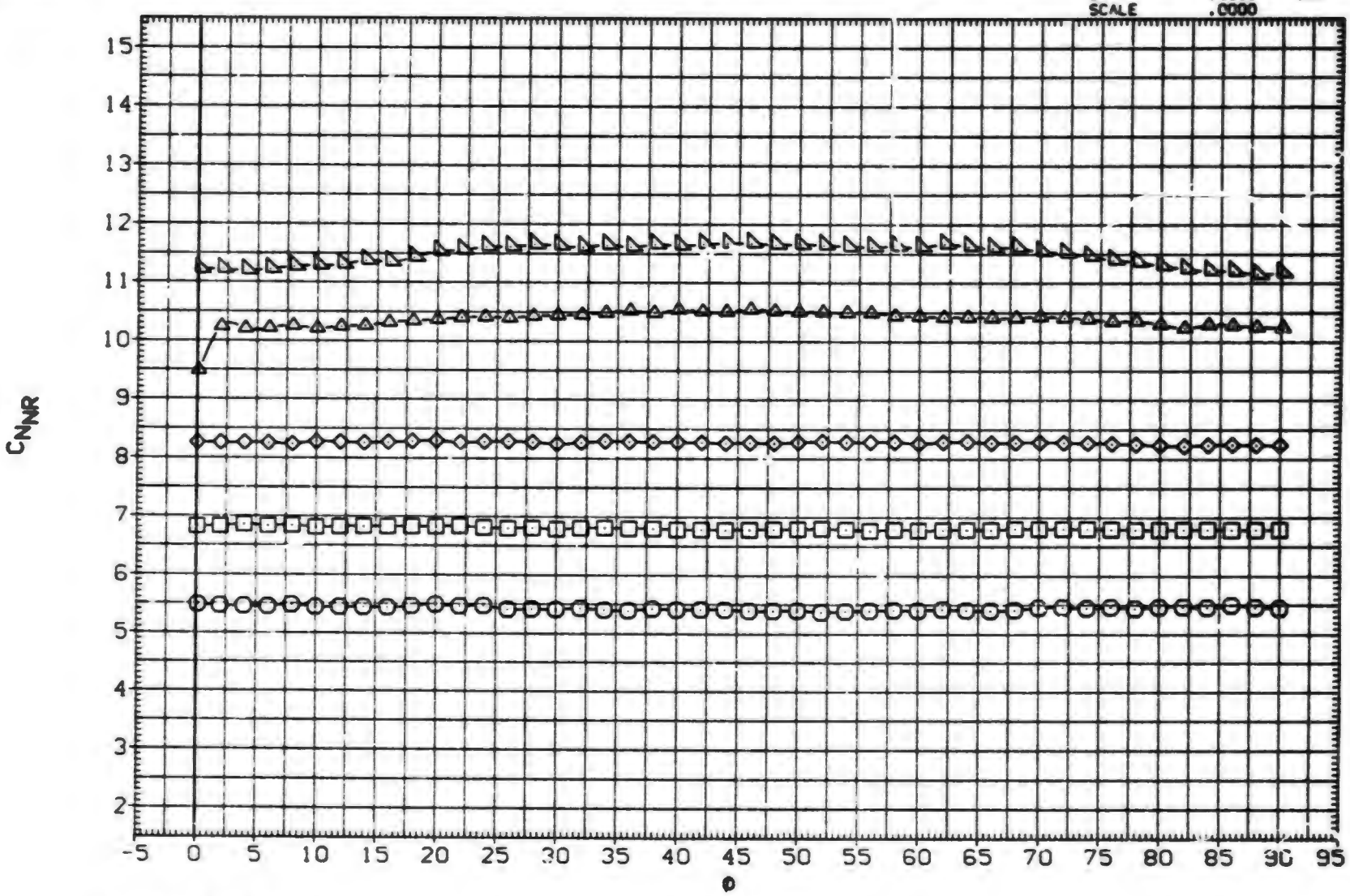

EFFECT OF ROLL ANGLE ON AERODYNAMIC FORCES. B1T14

(E)MACH = 2.00

DATA SET	SYMBOL	CONFIGURATION DESCRIPTION	ALPHA	LAMBDA	RT.CRD	SEMSPN
(BXACBG)	○	AEDC TF 368 BODY-TAIL. B1T14	25.000	.000	7.499	1.875
(BXACBH)	□	AEDC TF 368 BODY-TAIL. B1T14	30.000	.000	7.499	1.875
(BXACBI)	◇	AEDC TF 368 BODY-TAIL. B1T14	35.000	.000	7.499	1.875
(BXACBJ)	△	AEDC TF 368 BODY-TAIL. B1T14	40.000	.000	7.499	1.875
(BXACBK)	◺	AEDC TF 368 BODY-TAIL. B1T14	45.000	.000	7.499	1.875

REFERENCE INFORMATION		
SREF	11.0450	SQ.IN.
LREF	3.7500	IN.
BREF	3.7500	IN.
XMRP	24.0000	IN.
YMRP	.0000	IN.
ZMRP	.0000	IN.
SCALE	.0000	

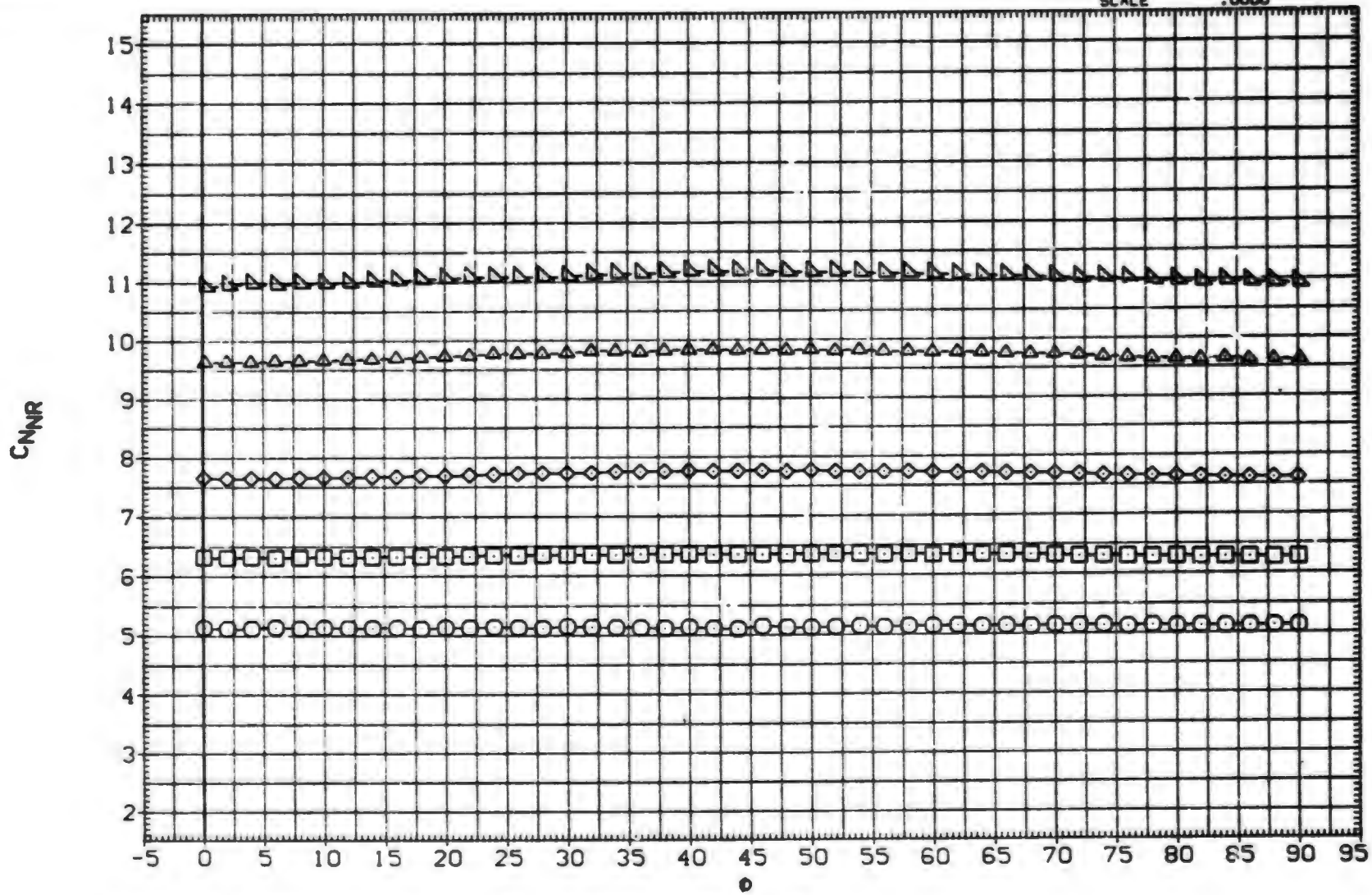

EFFECT OF ROLL ANGLE ON AERODYNAMIC FORCES. B1T14

(F)MACH = 2.50

DATA SET	SYMBOL	CONFIGURATION DESCRIPTION
(BXACBG)	○	AEDC TF 368 BODY-TAIL. B1T14
(BXACBH)	□	AEDC TF 368 BODY-TAIL. B1T14
(BXACBI)	◇	AEDC TF 368 BODY-TAIL. B1T14
(BXACBJ)	△	AEDC TF 368 BODY-TAIL. B1T14
(BXACBK)	◺	AEDC TF 368 BODY-TAIL. B1T14

ALPHA	LAMBDA	RT.CRD	SEMSPN
25.000	.000	7.499	1.875
30.000	.000	7.499	1.875
35.000	.000	7.499	1.875
40.000	.000	7.499	1.875
45.000	.000	7.499	1.875

REFERENCE INFORMATION

SREF	11.0450	SQ. IN.
LREF	3.7500	IN.
BREF	3.7500	IN.
XMRP	24.0000	IN.
YMRP	.0000	IN.
ZMRP	.0000	IN.
SCALE	.0000	

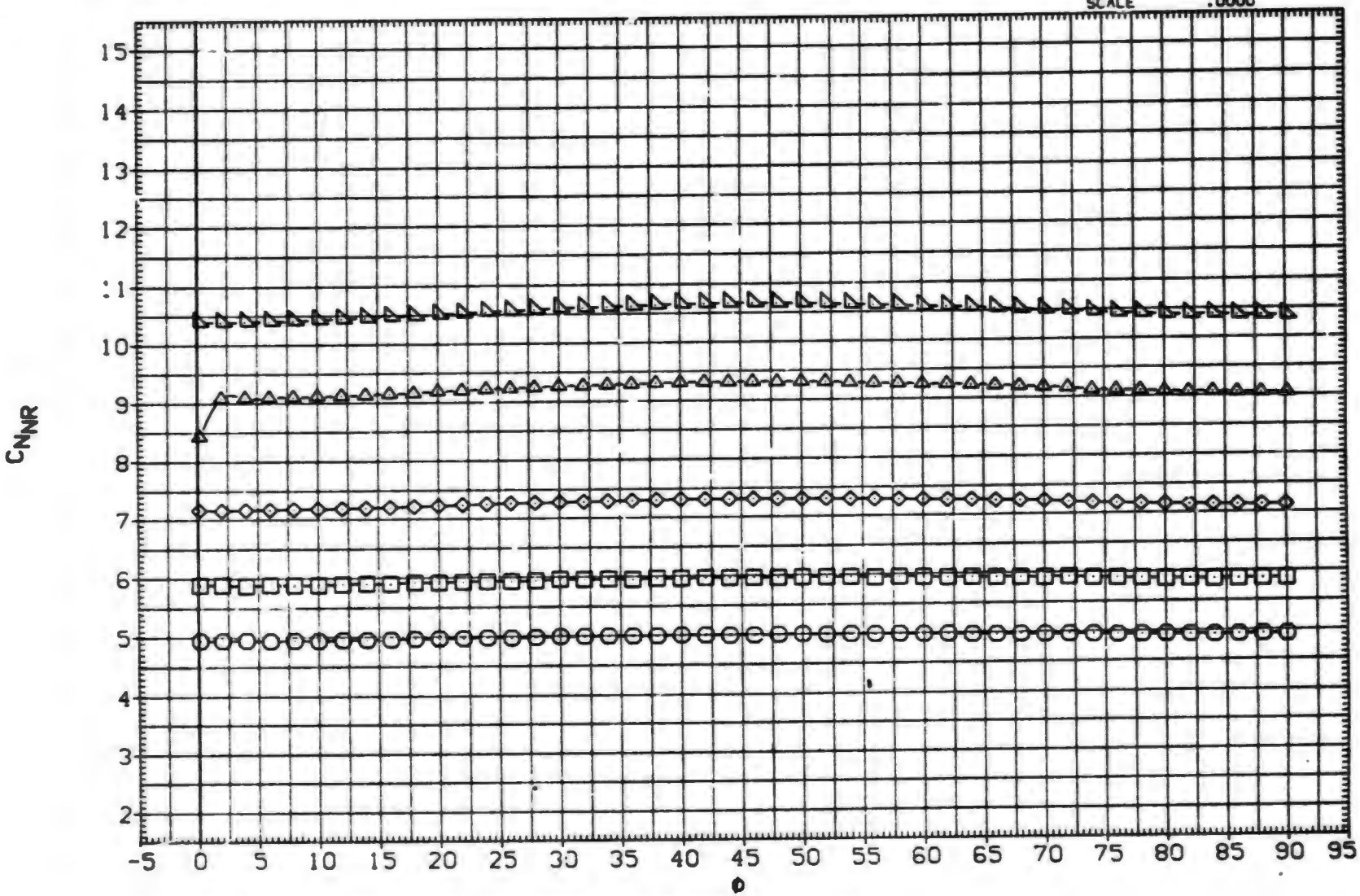

EFFECT OF ROLL ANGLE ON AERODYNAMIC FORCES. B1T14

(G)MACH = 3.01

DATA SET	SYMBOL	CONFIGURATION DESCRIPTION
(BxACBG)	○	AEDC TF 368 BODY-TAIL. B1T14
(BxACBH)	□	AEDC TF 368 BODY-TAIL. B1T14
(BxACBI)	◇	AEDC TF 368 BODY-TAIL. B1T14
(BxACBJ)	△	AEDC TF 368 BODY-TAIL. B1T14
(BxACBK)	◺	AEDC TF 368 BODY-TAIL. B1T14

ALPHA	LAMBDA	RT.CRD	SEMSPN
25.000	.000	7.499	1.875
30.000	.000	7.499	1.875
35.000	.000	7.499	1.875
40.000	.000	7.499	1.875
45.000	.000	7.499	1.875

REFERENCE INFORMATION

SREF	11.0450	SQ. IN.
LREF	3.7500	IN.
BREF	3.7500	IN.
XMRP	24.0000	IN.
YMRP	.0000	IN.
ZMRP	.0000	IN.
SCALE	.0000	

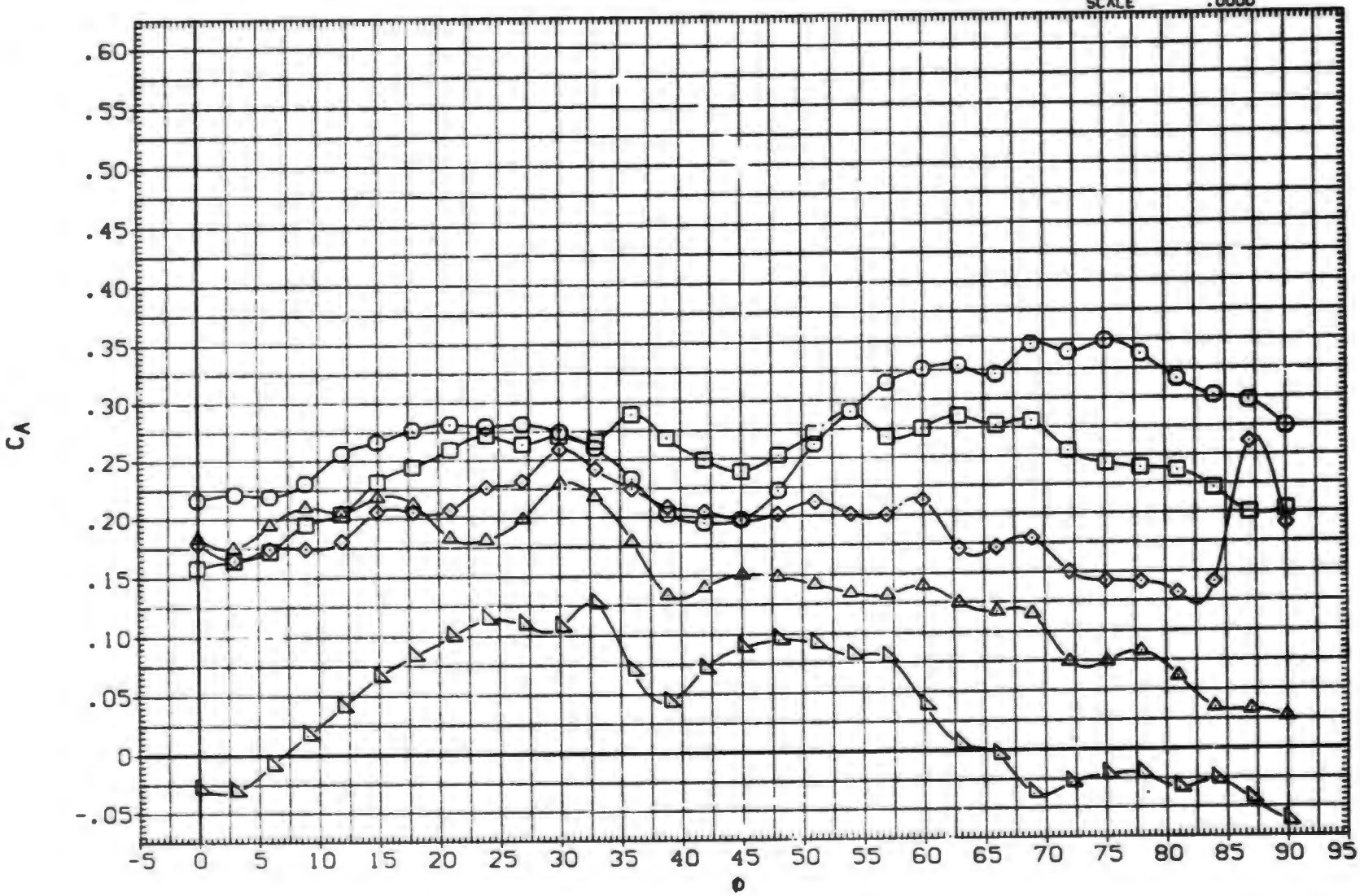

EFFECT OF ROLL ANGLE ON AERODYNAMIC FORCES. B1T14

(A)MACH = .80

DATA SET	SYMBOL	CONFIGURATION DESCRIPTION
(BxACBG)	○	AEDC TF 368 BODY-TAIL. B1T14
(BxACBH)	□	AEDC TF 368 BODY-TAIL. B1T14
(BxACBI)	◇	AEDC TF 368 BODY-TAIL. B1T14
(BxACBJ)	△	AEDC TF 368 BODY-TAIL. B1T14
(BxACBK)	◺	AEDC TF 368 BODY-TAIL. B1T14

ALPHA	LAMBDA	RT.CRD	SEMSPN
25.000	.000	7.499	1.875
30.000	.000	7.499	1.875
35.000	.000	7.499	1.875
40.000	.000	7.499	1.875
45.000	.000	7.499	1.875

REFERENCE INFORMATION

SREF	11.0450	SQ.IN.
LREF	3.7500	IN.
BREF	3.7500	IN.
XMRP	24.0000	IN.
YMRP	.0000	IN.
ZMRP	.0000	IN.
SCALE	.0000	

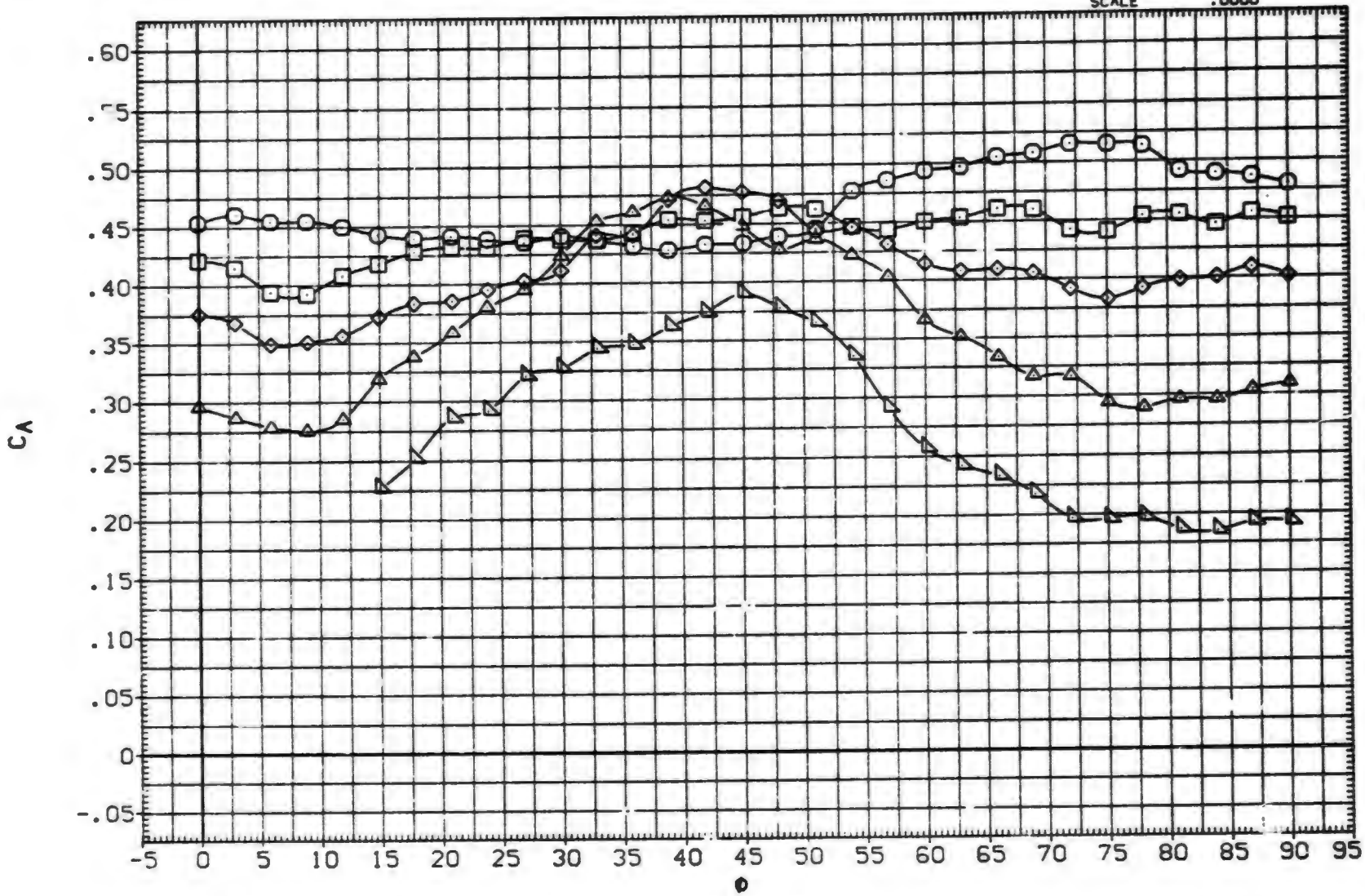

EFFECT OF ROLL ANGLE ON AERODYNAMIC FORCES. B1T14

(B)MACH = 1.00

DATA SET	SYMBOL	CONFIGURATION DESCRIPTION	ALPHA	LAMBDA	RT.CRD	SEMSPN
(BXACBG)	○	AEDC TF 368 BODY-TAIL. B1T14	25.000	.000	7.499	1.875
(BXACBH)	□	AEDC TF 368 BODY-TAIL. B1T14	30.000	.000	7.499	1.875
(BXACBI)	◇	AEDC TF 368 BODY-TAIL. B1T14	35.000	.000	7.499	1.875
(BXACBJ)	△	AEDC TF 368 BODY-TAIL. B1T14	40.000	.000	7.499	1.875
(BXACBK)	◺	AEDC TF 368 BODY-TAIL. B1T14	45.000	.000	7.499	1.875

REFERENCE INFORMATION		
SREF	11.0450	SQ.IN.
LREF	3.7500	IN.
BREF	3.7500	IN.
XMRP	24.0000	IN.
YMRP	.0000	IN.
ZMRP	.0000	IN.
SCALE	.0000	

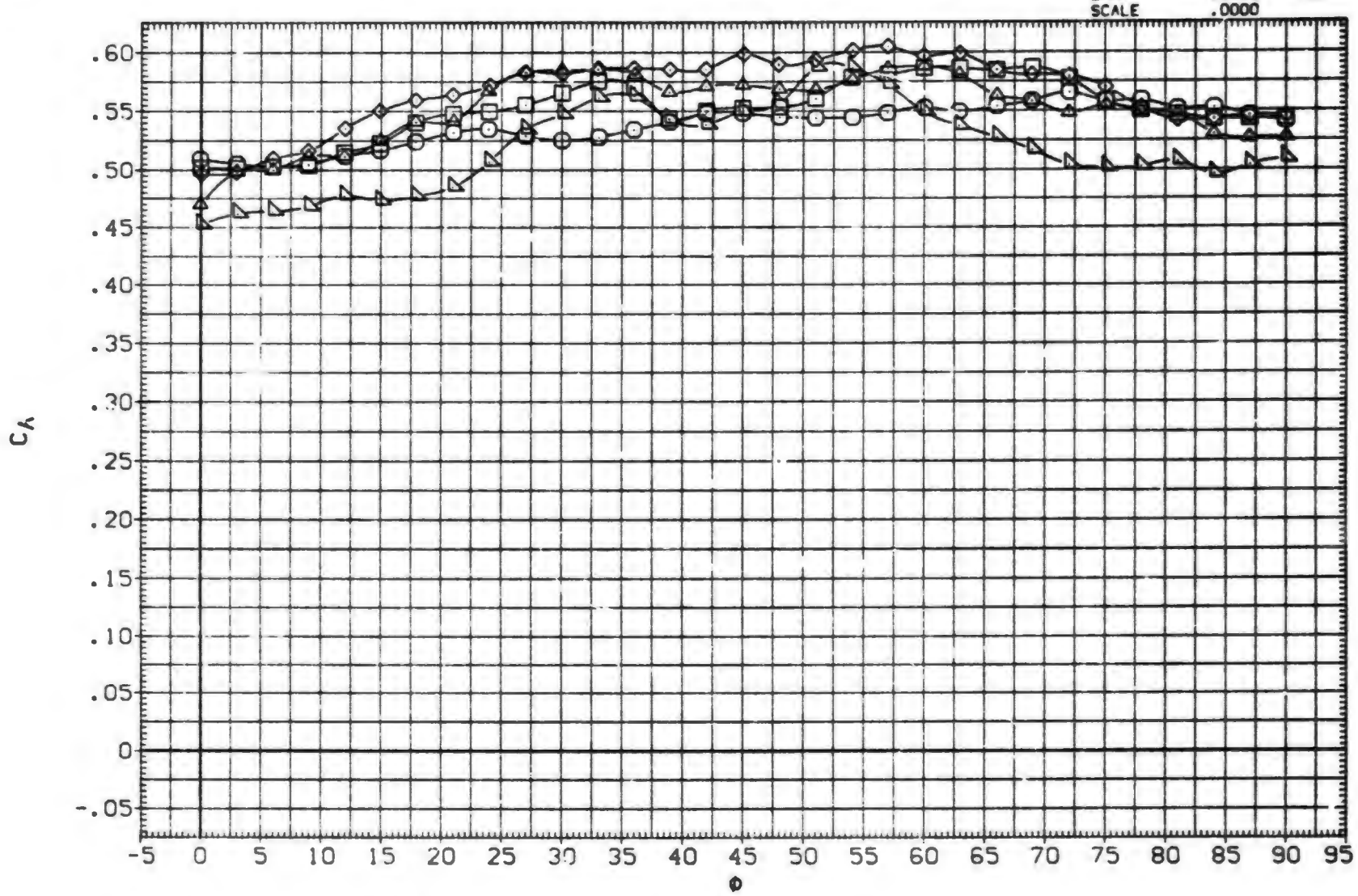

EFFECT OF ROLL ANGLE ON AERODYNAMIC FORCES. B1T14

(C)MACH = 1.20

DATA SET	SYMBOL	CONFIGURATION DESCRIPTION	ALPHA	LAMBDA	RT.CRD	SEMSPN
(BXACBG)	○	AEDC TF 368 BODY-TAIL. B1T14	25.000	.000	7.499	1.875
(BXACBH)	□	DATA NOT AVAILABLE	30.000	.000	7.499	1.875
(BXACBI)	◇	DATA NOT AVAILABLE	35.000	.000	7.499	1.875
(BXACBJ)	△	DATA NOT AVAILABLE	40.000	.000	7.499	1.875
(BXACBK)	◺	DATA NOT AVAILABLE	45.000	.000	7.499	1.875

REFERENCE INFORMATION

SREF	11.0450	SQ. IN.
LREF	3.7500	IN.
BREF	3.7500	IN.
XMRP	24.0000	IN.
YMRP	.0000	IN.
ZMRP	.0000	IN.
SCALE	.0000	

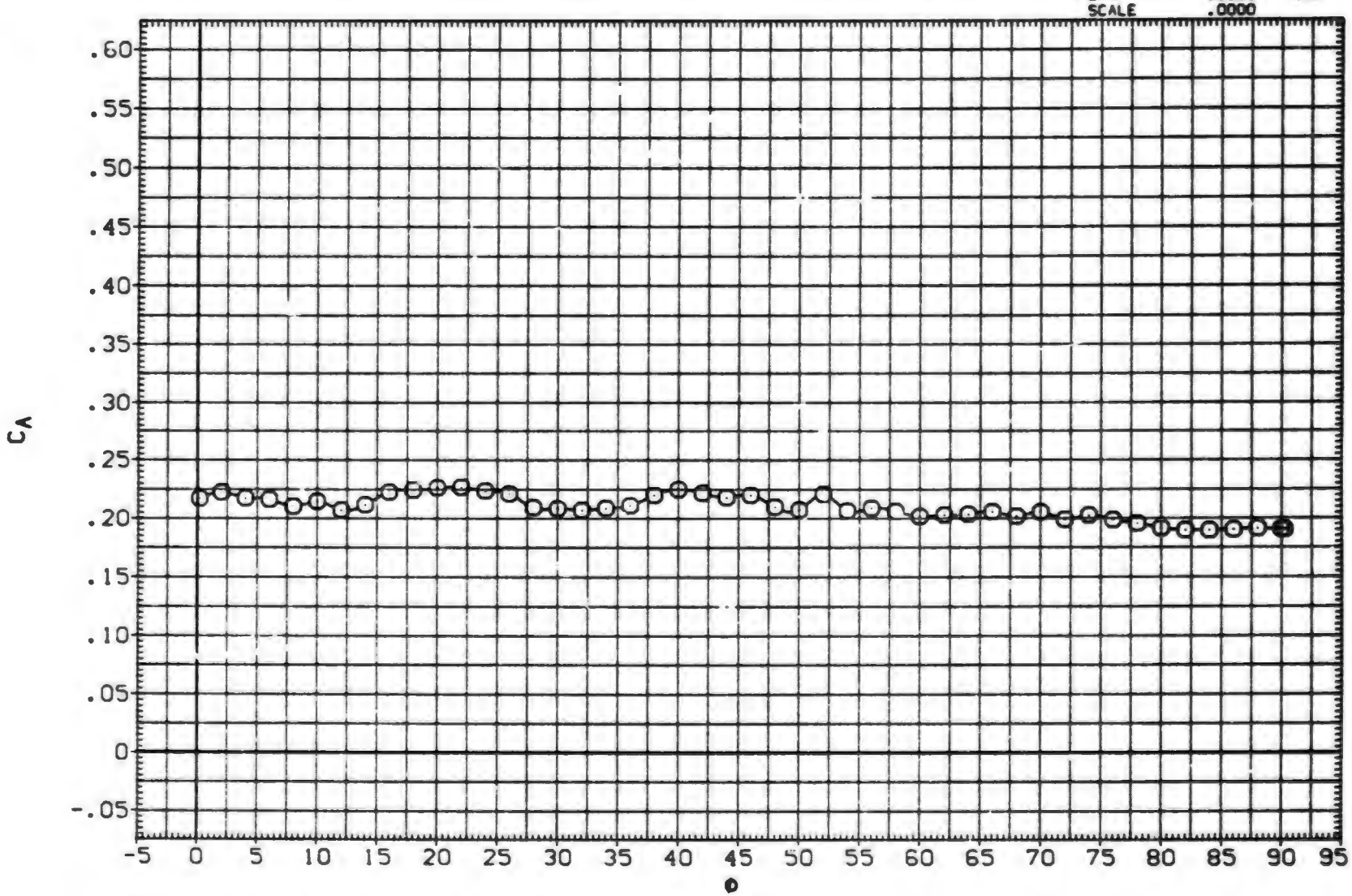

EFFECT OF ROLL ANGLE ON AERODYNAMIC FORCES. B1T14

(D)MACH = 1.76

DATA SET	SYMBOL	CONFIGURATION DESCRIPTION	ALPHA	LAMBDA	RT.CRD	SEMSPN
(BXACBG)	○	AEDC TF 368 BODY-TAIL. B1T14	25.000	.000	7.499	1.875
(BXACBH)	□	AEDC TF 368 BODY-TAIL. B1T14	30.000	.000	7.499	1.875
(BXACBI)	◇	AEDC TF 368 BODY-TAIL. B1T14	35.000	.000	7.499	1.875
(BXACBJ)	△	AEDC TF 368 BODY-TAIL. B1T14	40.000	.000	7.499	1.875
(BXACBK)	◺	AEDC TF 368 BODY-TAIL. B1T14	45.000	.000	7.499	1.875

REFERENCE INFORMATION		
SREF	11.0450	SQ.IN.
LREF	3.7500	IN.
BREF	3.7500	IN.
XMRP	24.0000	IN.
YMRP	.0000	IN.
ZMRP	.0000	IN.
SCALE	.0000	

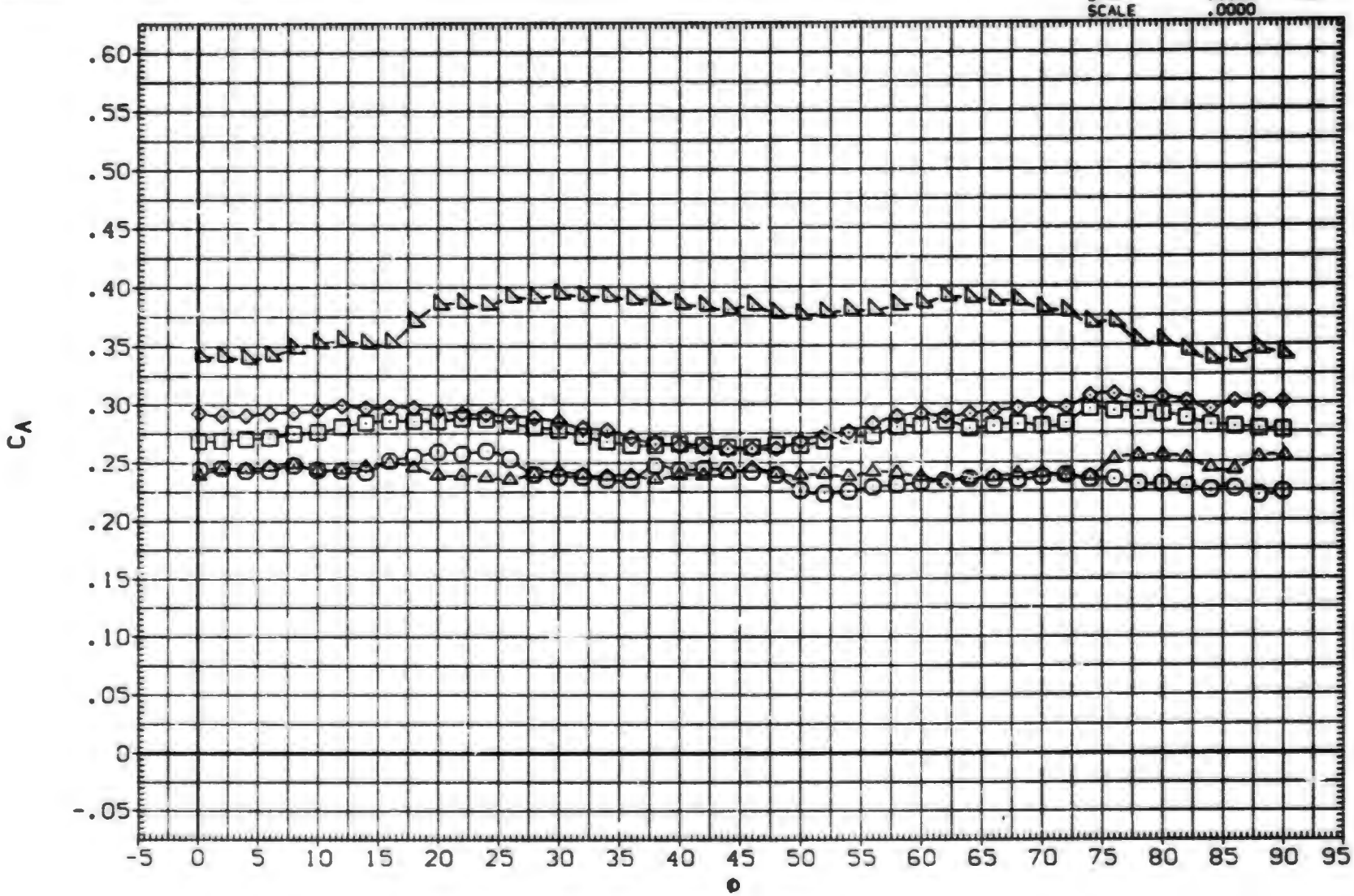

EFFECT OF ROLL ANGLE ON AERODYNAMIC FORCES, B1T14

(E)MACH = 2.00

DATA SET	SYMBOL	CONFIGURATION DESCRIPTION
(BxACBG)	○	AEDC TF 368 BODY-TAIL. B1T14
(BxACBH)	□	AEDC TF 368 BODY-TAIL. B1T14
(BxACBI)	◇	AEDC TF 368 BODY-TAIL. B1T14
(BxACBJ)	△	AEDC TF 368 BODY-TAIL. B1T14
(BxACBK)	◺	AEDC TF 368 BODY-TAIL. B1T14

ALPHA	LAMBDA	RT.CRD	SEMSPN
25.000	.000	7.499	1.875
30.000	.000	7.499	1.875
35.000	.000	7.499	1.875
40.000	.000	7.499	1.875
45.000	.000	7.499	1.875

REFERENCE INFORMATION

SREF	11.0450	SQ.IN.
LREF	3.7500	IN.
BREF	3.7500	IN.
XMRP	24.0000	IN.
YMRP	.0000	IN.
ZMRP	.0000	IN.
SCALE	.0000	

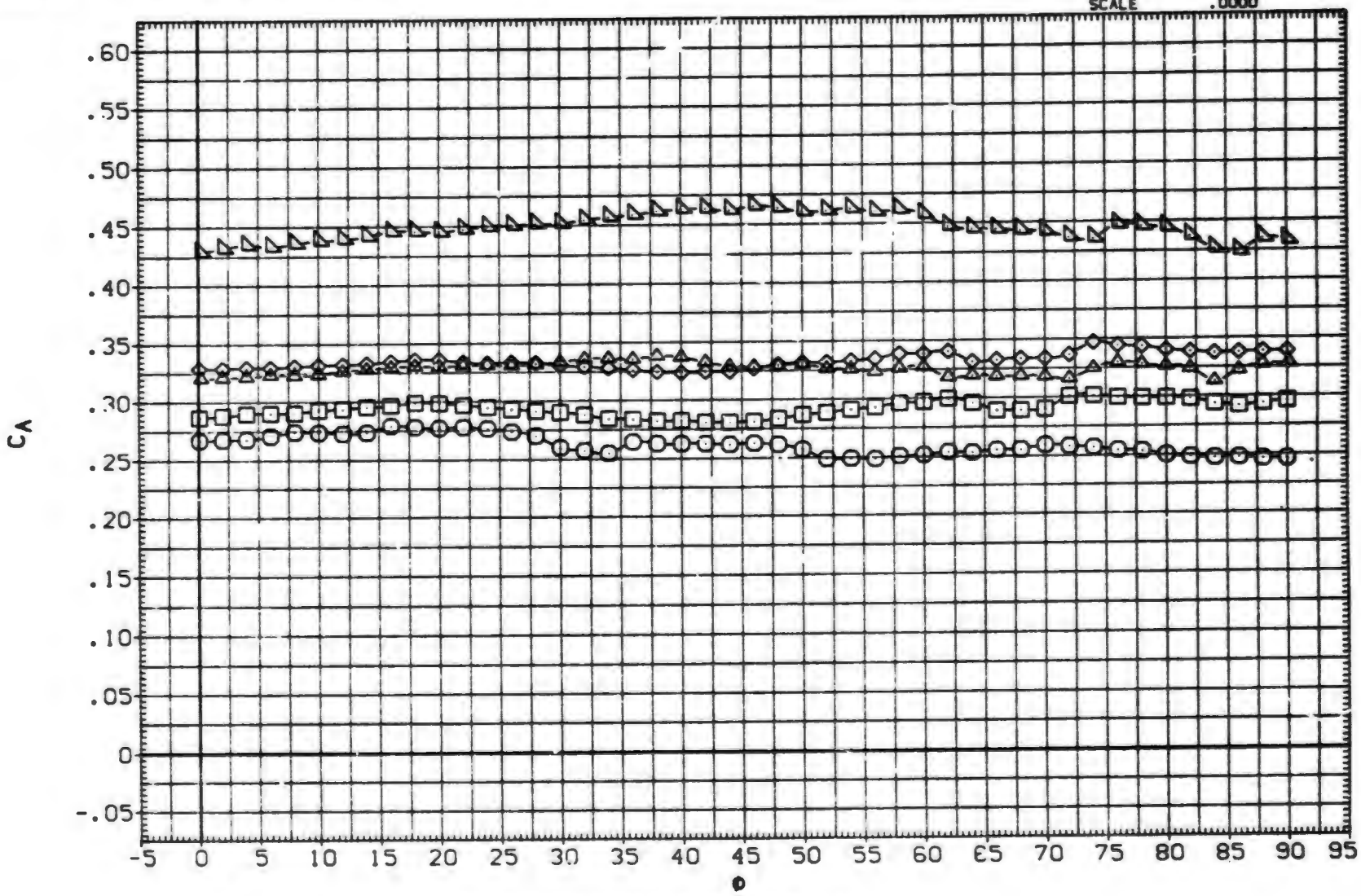

EFFECT OF ROLL ANGLE ON AERODYNAMIC FORCES. B1T14

(F)MACH = 2.50

DATA SET	SYMBOL	CONFIGURATION DESCRIPTION	ALPHA	LAMBDA	RT.CRD	SEMSPN
(BxACBG)	○	AEDC TF 368 BODY-TAIL. B1T14	25.000	.000	7.499	1.875
(BxACBH)	□	AEDC TF 368 BODY-TAIL. B1T14	30.000	.000	7.499	1.875
(BxACBI)	◇	AEDC TF 368 BODY-TAIL. B1T14	35.000	.000	7.499	1.875
(BxACBJ)	△	AEDC TF 368 BODY-TAIL. B1T14	40.000	.000	7.499	1.875
(BxACBK)	◺	AEDC TF 368 BODY-TAIL. B1T14	45.000	.000	7.499	1.875

REFERENCE INFORMATION		
SREF	11.0450	SQ.IN.
LREF	3.7500	IN.
BREF	3.7500	IN.
XMRP	24.0000	IN.
YMRP	.0000	IN.
ZMRP	.0000	IN.
SCALE	.0000	

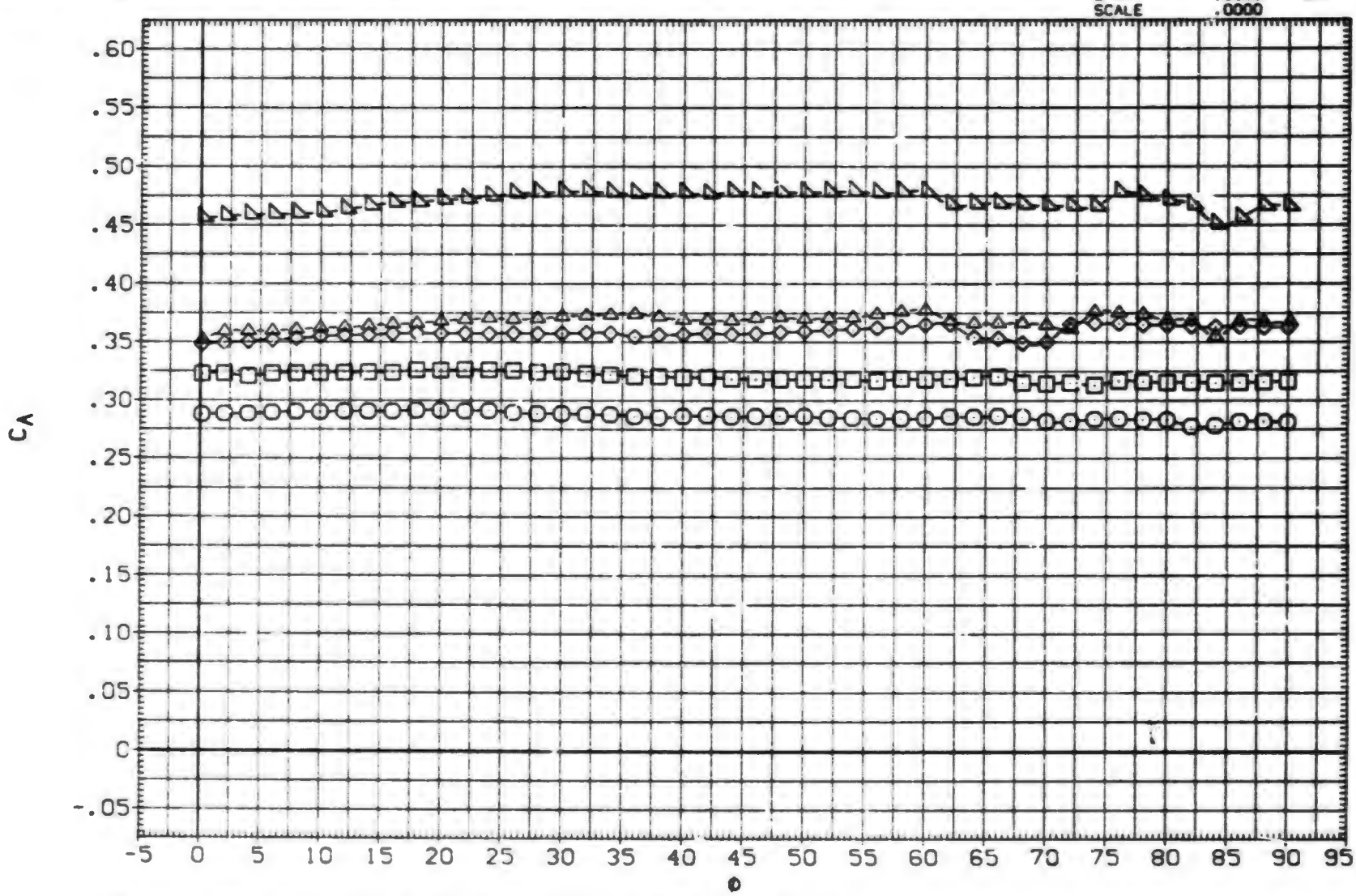

EFFECT OF ROLL ANGLE ON AERODYNAMIC FORCES. B1T14

(G)MACH = 3.01

DATA SET	SYMBOL	CONFIGURATION DESCRIPTION
(BXACBG)	○	AEDC TF 368 BODY-TAIL. B1T14
(BXACBH)	□	AEDC TF 368 BODY-TAIL. B1T14
(BXACBI)	◇	AEDC TF 368 BODY-TAIL. B1T14
(BXACBJ)	◁	AEDC TF 368 BODY-TAIL. B1T14
(BXACBK)	△	AEDC TF 368 BODY-TAIL. B1T14

ALPHA	LAMBDA	RT.CRD	SEMSPN
25.000	.000	7.499	1.875
30.000	.000	7.499	1.875
35.000	.000	7.499	1.875
40.000	.000	7.499	1.875
45.000	.000	7.499	1.875

REFERENCE INFORMATION

SREF	11.0450	SQ. IN.
LREF	3.7500	IN.
BREF	3.7500	IN.
XMRP	24.0000	IN.
YMRP	.0000	IN.
ZMRP	.0000	IN.
SCALE	.0000	

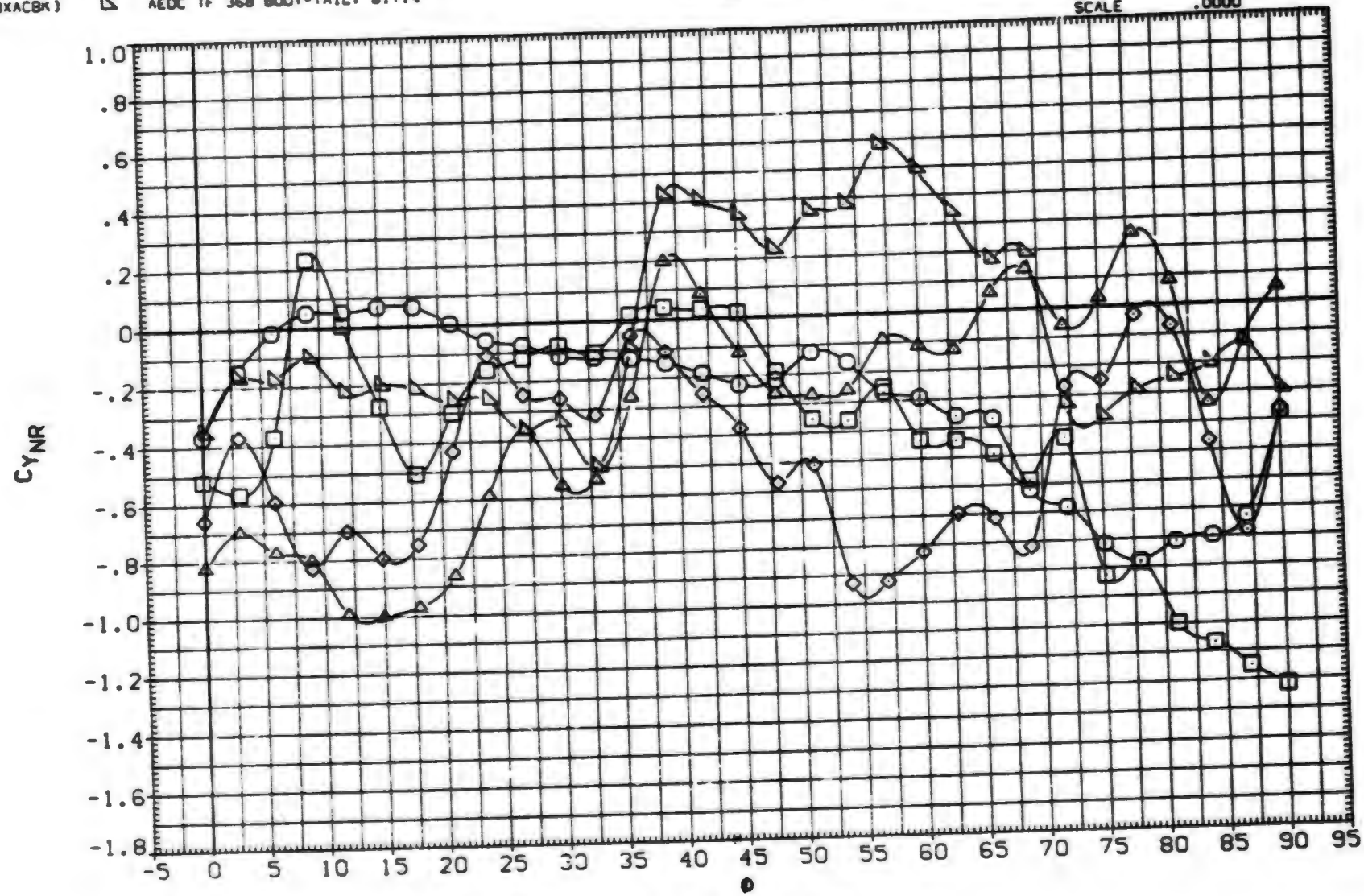

EFFECT OF ROLL ANGLE ON AERODYNAMIC FORCES. B1T14

(A)MACH = .80

DATA SET	SYMBOL	CONFIGURATION DESCRIPTION	ALPHA	LAMBDA	RT.CRD	SEMSPN
(BXACBG)	○	AEDC TF 368 BODY-TAIL. B1T14	25.000	.000	7.499	1.875
(BXACBH)	□	AEDC TF 368 BODY-TAIL. B1T14	30.000	.000	7.499	1.875
(BXACBI)	◇	AEDC TF 368 BODY-TAIL. B1T14	35.000	.000	7.499	1.875
(BXACBJ)	△	AEDC TF 368 BODY-TAIL. B1T14	40.000	.000	7.499	1.875
(BXACBK)	◺	AEDC TF 368 BODY-TAIL. B1T14	45.000	.000	7.499	1.875

REFERENCE INFORMATION		
SREF	11.0450	SQ.IN.
LREF	3.7500	IN.
BREF	3.7500	IN.
XMRP	24.0000	IN.
YMRP	.0000	IN.
ZMRP	.0000	IN.
SCALE	.0000	

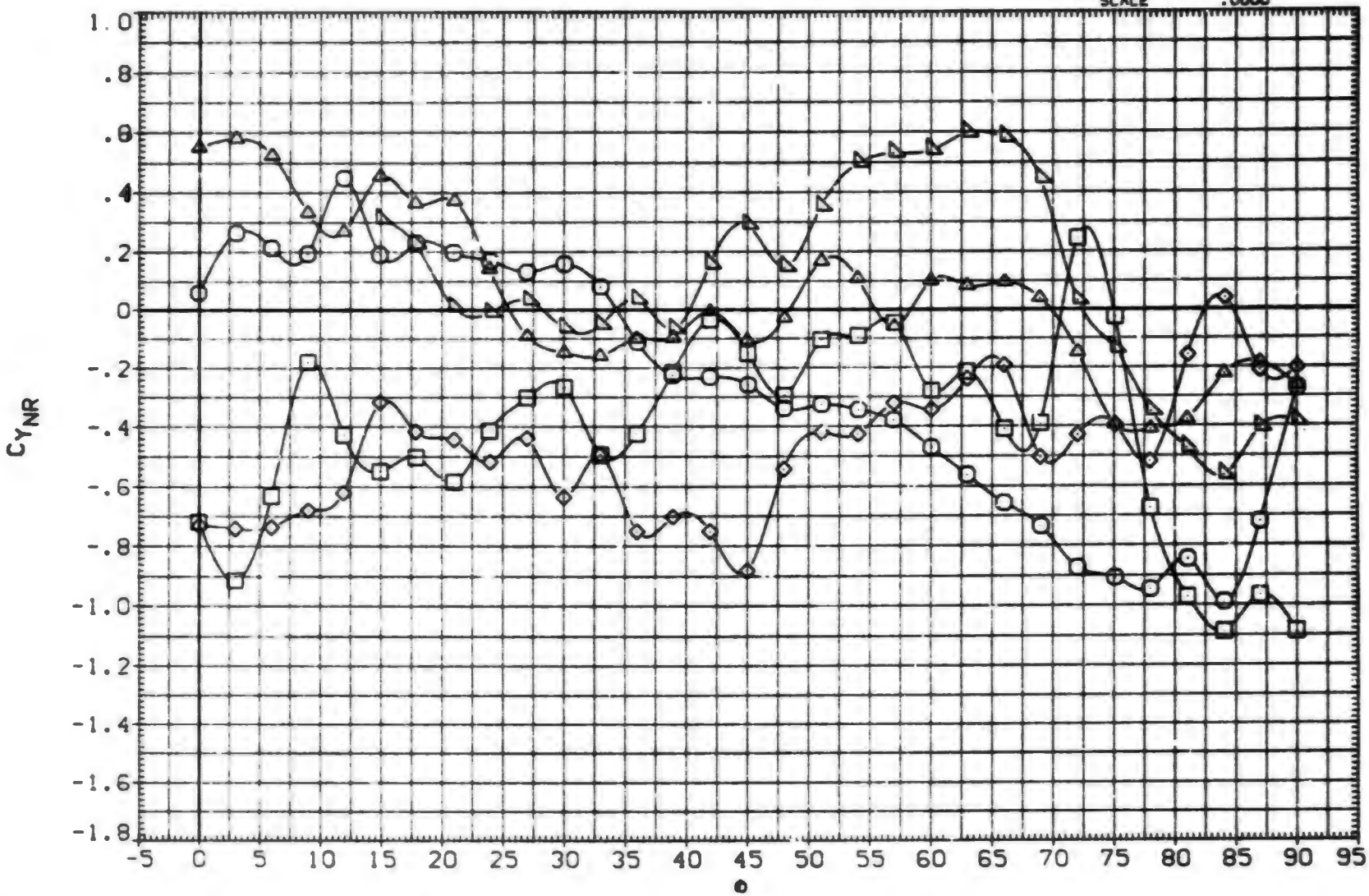

EFFECT OF ROLL ANGLE ON AERODYNAMIC FORCES. B1T14

(B)MACH = 1.00

DATA SET	SYMBOL	CONFIGURATION DESCRIPTION	ALPHA	LAMBDA	RT.CRD	SEMSPN
(BXACBG)	○	AEDC TF 368 BODY-TAIL. B1T14	25.000	.000	7.499	1.875
(BXACBH)	□	AEDC TF 368 BODY-TAIL. B1T14	30.000	.000	7.499	1.875
(BXACBI)	◇	AEDC TF 368 BODY-TAIL. B1T14	35.000	.000	7.499	1.875
(BXACBJ)	△	AEDC TF 368 BODY-TAIL. B1T14	40.000	.000	7.499	1.875
(BXACBK)	◺	AEDC TF 368 BODY-TAIL. B1T14	45.000	.000	7.499	1.875

REFERENCE INFORMATION

SREF	11.0450	SQ.IN.
LREF	3.7500	IN.
BREF	3.7500	IN.
XMRP	24.0000	IN.
YMRP	.0000	IN.
ZMRP	.0000	IN.
SCALE	.0000	

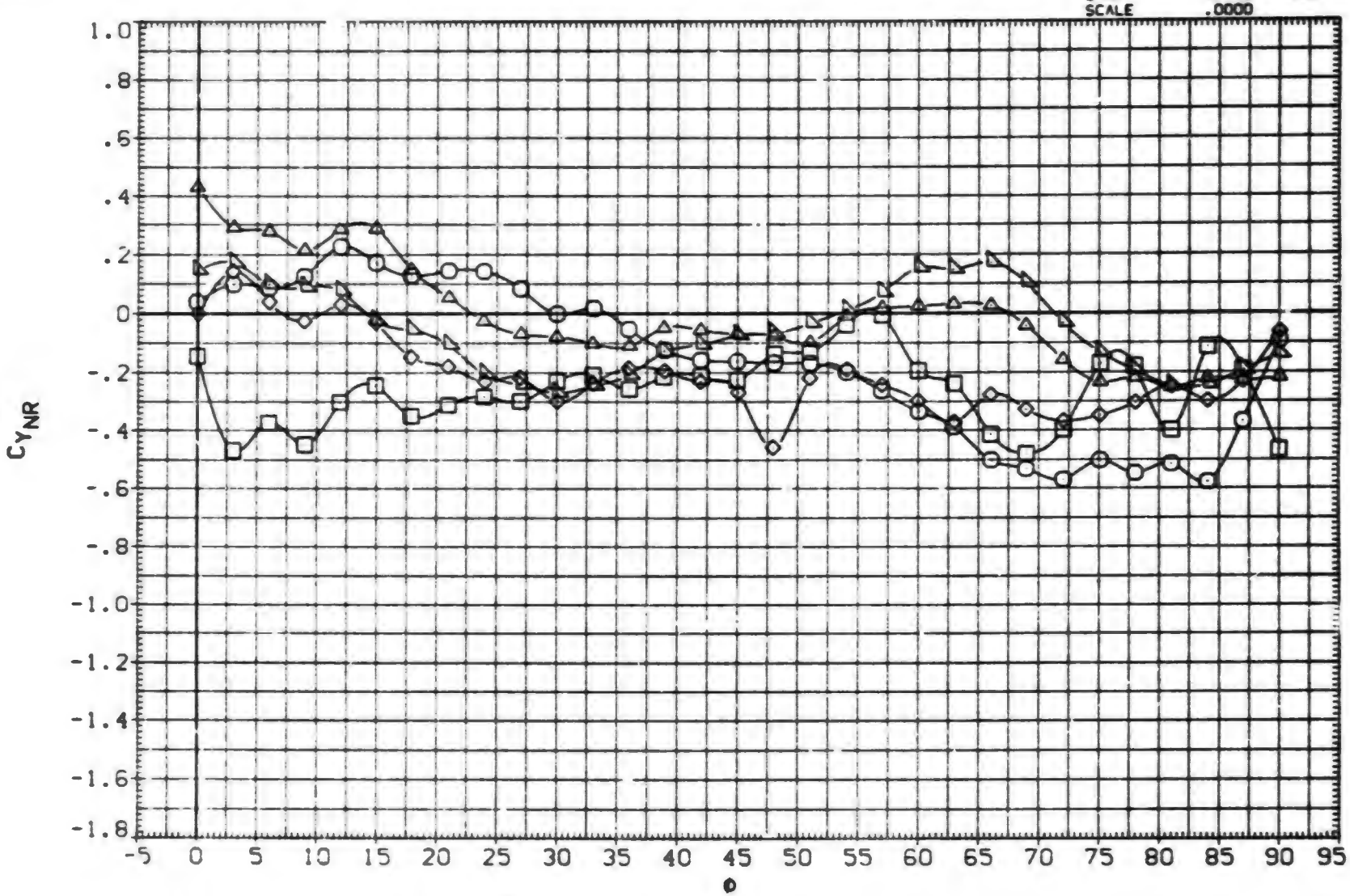

EFFECT OF ROLL ANGLE ON AERODYNAMIC FORCES. B1T14

(C)MACH = 1.20

DATA SET	SYMBOL	CONFIGURATION DESCRIPTION
(BXACGG)	○	AEDC TF 368 BODY-TAIL. BIT14
(BXACBH)	□	DATA NOT AVAILABLE
(BXACBI)	◇	DATA NOT AVAILABLE
(BXACBJ)	⧗	DATA NOT AVAILABLE
(BXACBK)	◺	DATA NOT AVAILABLE

ALPHA	LAMBDA	RT.CRD	SEMSPN
25.000	.000	7.499	1.875
30.000	.000	7.499	1.875
35.000	.000	7.499	1.875
40.000	.000	7.499	1.875
45.000	.000	7.499	1.875

REFERENCE INFORMATION

SREF	11.0450	SQ. IN.
LREF	3.7500	IN.
BREF	3.7500	IN.
XMRP	24.0000	IN.
YMRP	.0000	IN.
ZMRP	.0000	IN.
SCALE	.0000	

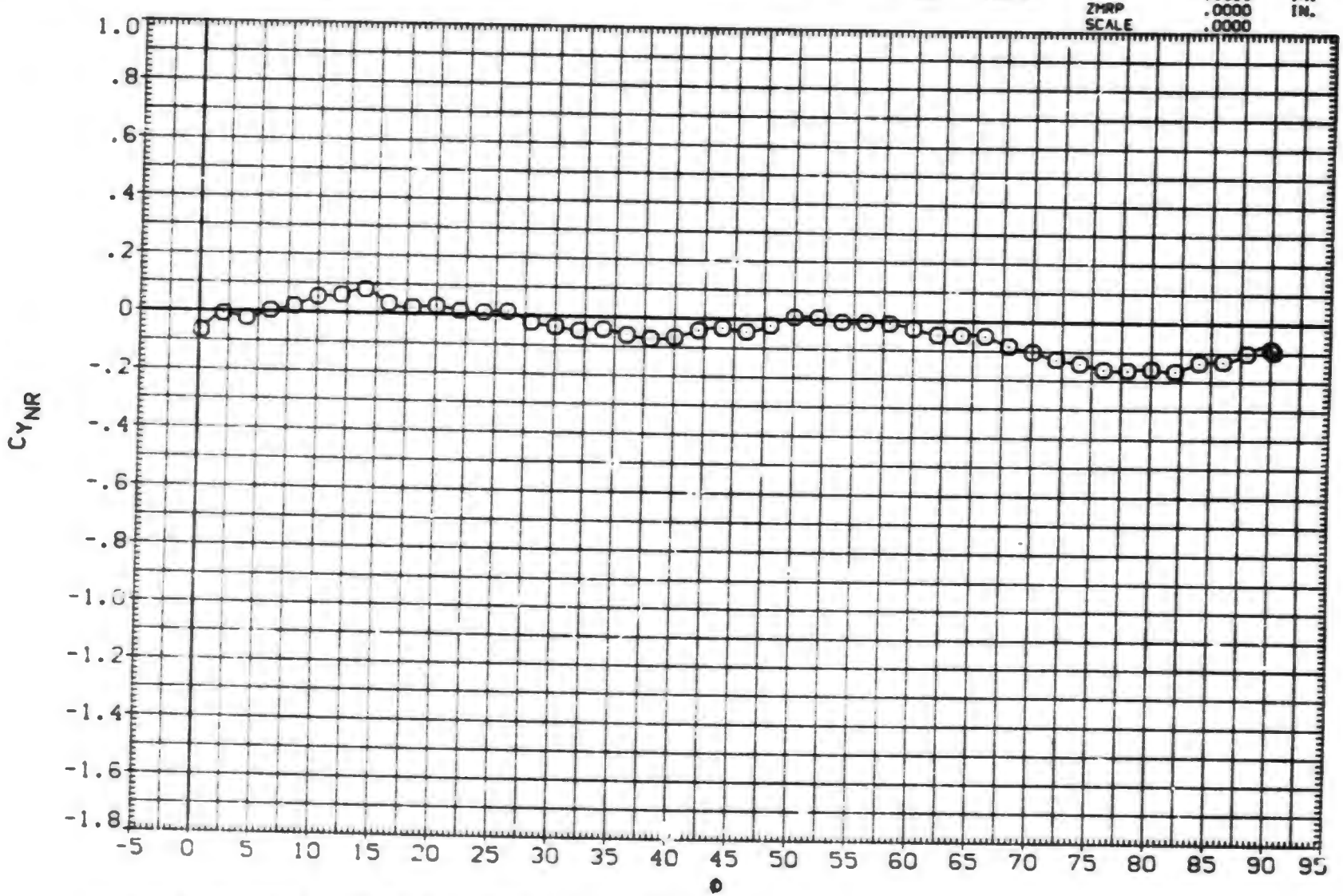

EFFECT OF ROLL ANGLE ON AERODYNAMIC FORCES. BIT14

(D)MACH = 1.76

DATA SET	SYMBOL	CONFIGURATION DESCRIPTION	ALPHA	LAMBDA	RT.CRD	SEMSPN
(BXACBG)	○	AEDC TF 368 BODY-TAIL. B1T14	25.000	.000	7.499	1.875
(BXACBH)	□	AEDC TF 368 BODY-TAIL. B1T14	30.000	.000	7.499	1.875
(BXACBI)	◇	AEDC TF 368 BODY-TAIL. B1T14	35.000	.000	7.499	1.875
(BXACBJ)	△	AEDC TF 368 BODY-TAIL. B1T14	40.000	.000	7.499	1.875
(BXACBK)	◺	AEDC TF 368 BODY-TAIL. B1T14	45.000	.000	7.499	1.875

REFERENCE INFORMATION		
SREF	11.0450	SQ.IN.
LREF	3.7500	IN.
BREF	3.7500	IN.
XMRP	24.0000	IN.
YMRP	.0000	IN.
ZMRP	.0000	IN.
SCALE	.0000	

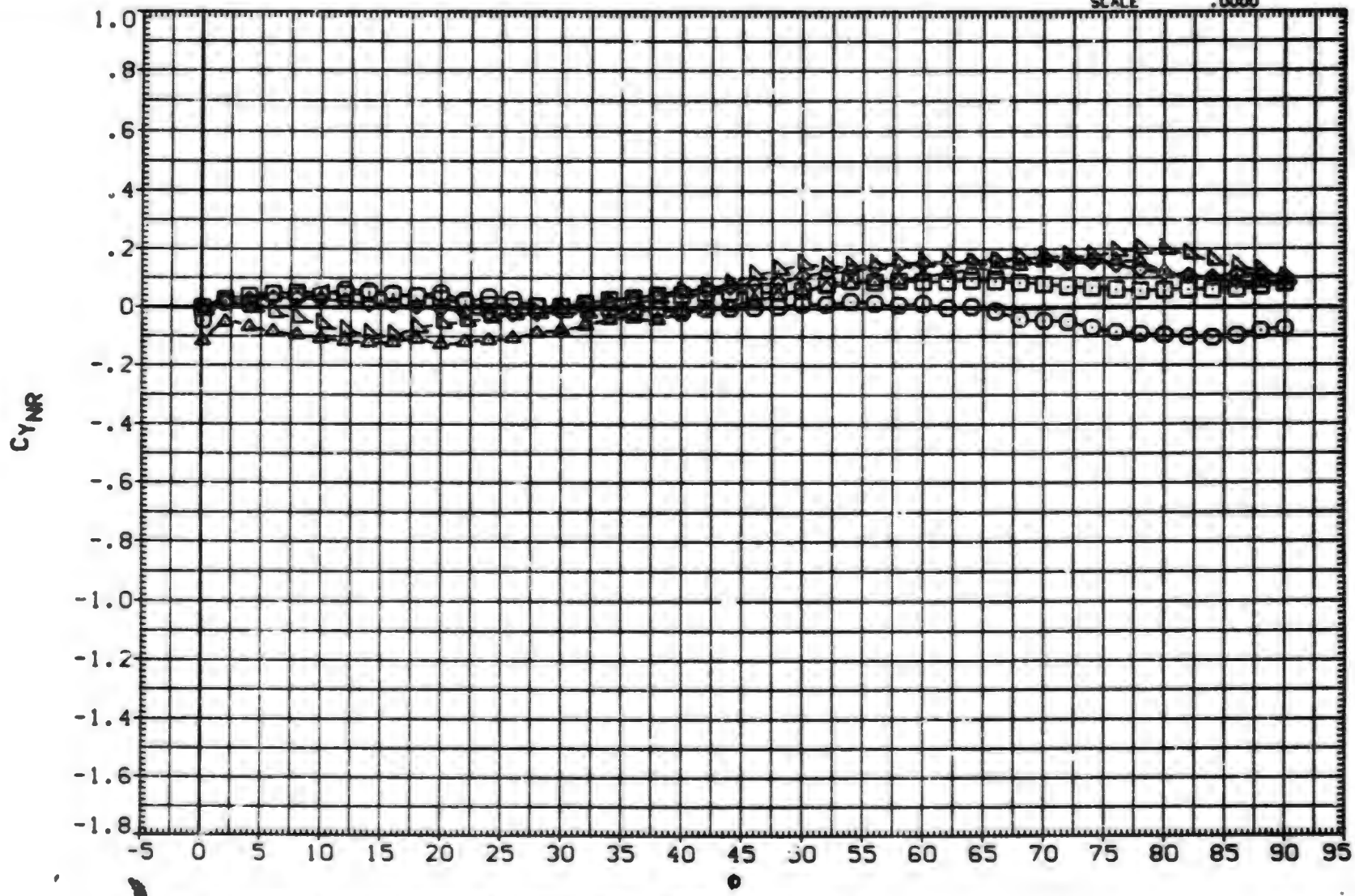

EFFECT OF ROLL ANGLE ON AERODYNAMIC FORCES, B1T14

(E)MACH = 2.00

DATA SET	SYMBOL	CONFIGURATION DESCRIPTION
(BxACBG)	○	AEDC TF 368 BODY-TAIL. B1T14
(BxACBH)	□	AEDC TF 368 BODY-TAIL. B1T14
(BxACBI)	◇	AEDC TF 368 BODY-TAIL. B1T14
(BxACBJ)	△	AEDC TF 368 BODY-TAIL. B1T14
(BxACBK)	◺	AEDC TF 368 BODY-TAIL. B1T14

ALPHA	LAMBDA	RT.CRD	SEMSPN
25.000	.000	7.499	1.875
30.000	.000	7.499	1.875
35.000	.000	7.499	1.875
40.000	.000	7.499	1.875
45.000	.000	7.499	1.875

REFERENCE INFORMATION

SREF	11.0450	SQ. IN.
LREF	3.7500	IN.
BREF	3.7500	IN.
XMRP	24.0000	IN.
YMRP	.0000	IN.
ZMRP	.0000	IN.
SCALE	.0000	

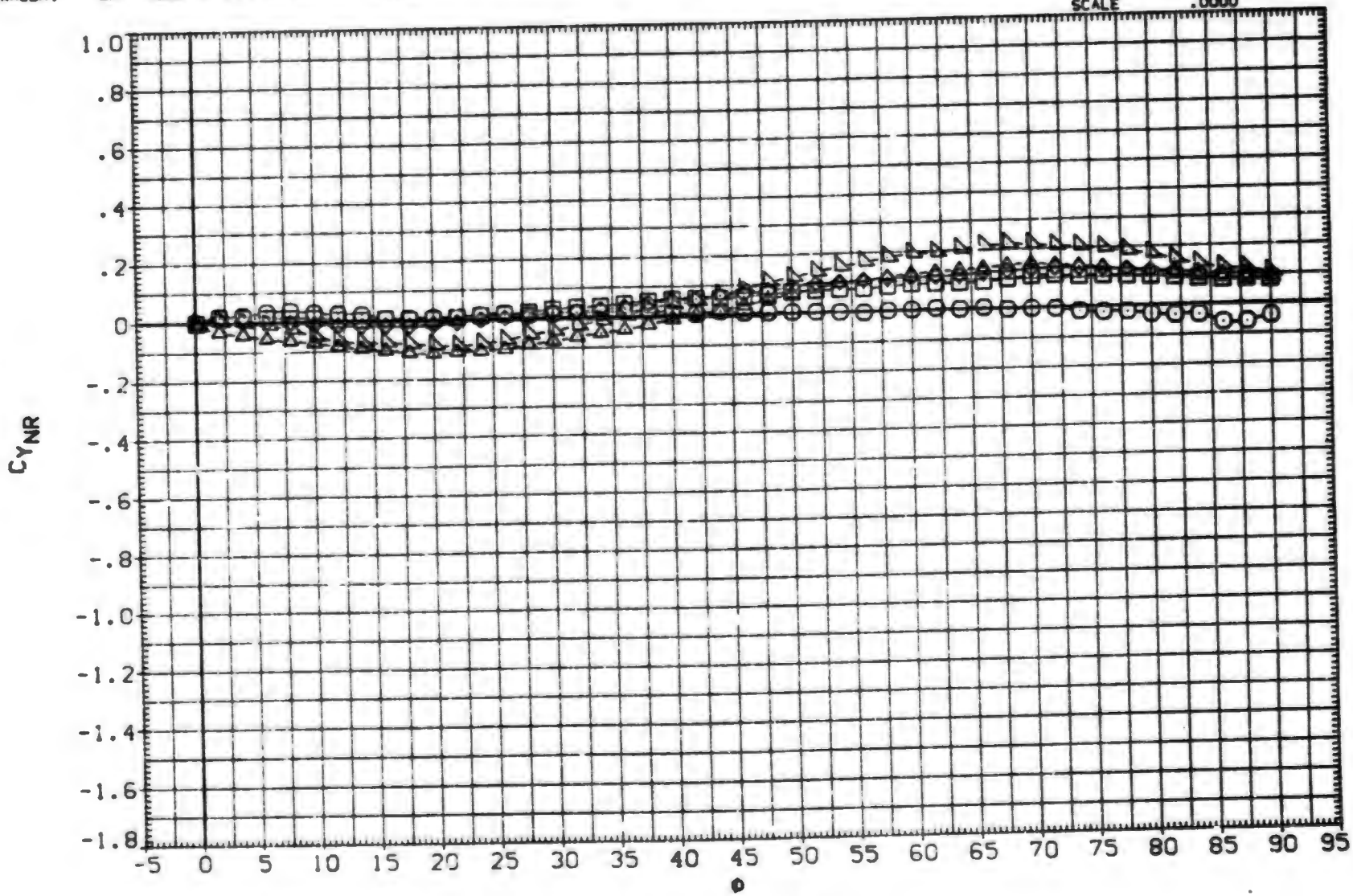

EFFECT OF ROLL ANGLE ON AERODYNAMIC FORCES. B1T14

(F)MACH = 2.50

DATA SET	SYMBOL	CONFIGURATION DESCRIPTION
(BxACBG)	○	AEDC TF 368 BODY-TAIL. B1T14
(BxACBH)	□	AEDC TF 368 BODY-TAIL. B1T14
(BxACBI)	◇	AEDC TF 368 BODY-TAIL. B1T14
(BxACBJ)	△	AEDC TF 368 BODY-TAIL. B1T14
(BxACBK)	◺	AEDC TF 368 BODY-TAIL. B1T14

ALPHA	LAMBDA	RT.CRD	SEMSPN
25.000	.000	7.499	1.875
30.000	.000	7.499	1.875
35.000	.000	7.499	1.875
40.000	.000	7.499	1.875
45.000	.000	7.499	1.875

REFERENCE INFORMATION

SREF	11.0450	SQ. IN.
LREF	3.7500	IN.
BREF	3.7500	IN.
XMRP	24.0000	IN.
YMRP	.0000	IN.
ZMRP	.0000	IN.
SCALE	.0000	

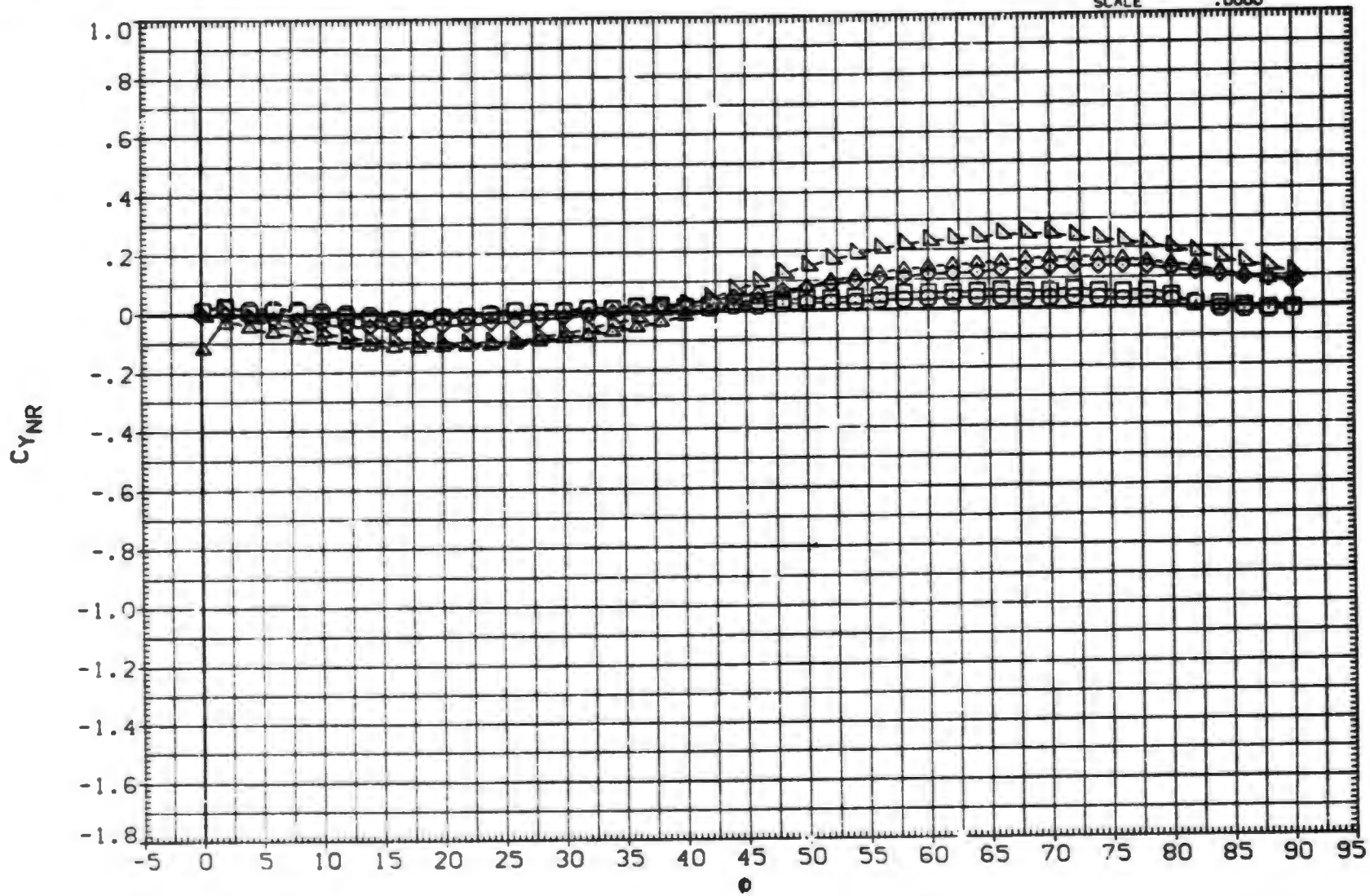

EFFECT OF ROLL ANGLE ON AERODYNAMIC FORCES. B1T14

(G)MACH = 3.01

DATA SET	SYMBOL	CONFIGURATION DESCRIPTION	ALPHA	LAMBDA	RT.CRD	SEMSPN
(BXACBG)	○	AEDC TF 368 BODY-TAIL. B1T14	25.000	.000	7.499	1.875
(BXACBH)	□	AEDC TF 368 BODY-TAIL. B1T14	30.000	.000	7.499	1.875
(BXACBI)	◇	AEDC TF 368 BODY-TAIL. B1T14	35.000	.000	7.499	1.875
(BXACBJ)	△	AEDC TF 368 BODY-TAIL. B1T14	40.000	.000	7.499	1.875
(BXACBK)	◺	AEDC TF 368 BODY-TAIL. B1T14	45.000	.000	7.499	1.875

REFERENCE INFORMATION

SREF	11.0450	SQ.IN.
LREF	3.7500	IN.
BREF	3.7500	IN.
XMRP	24.0000	IN.
YMRP	.0000	IN.
ZMRP	.0000	IN.
SCALE	.0000	

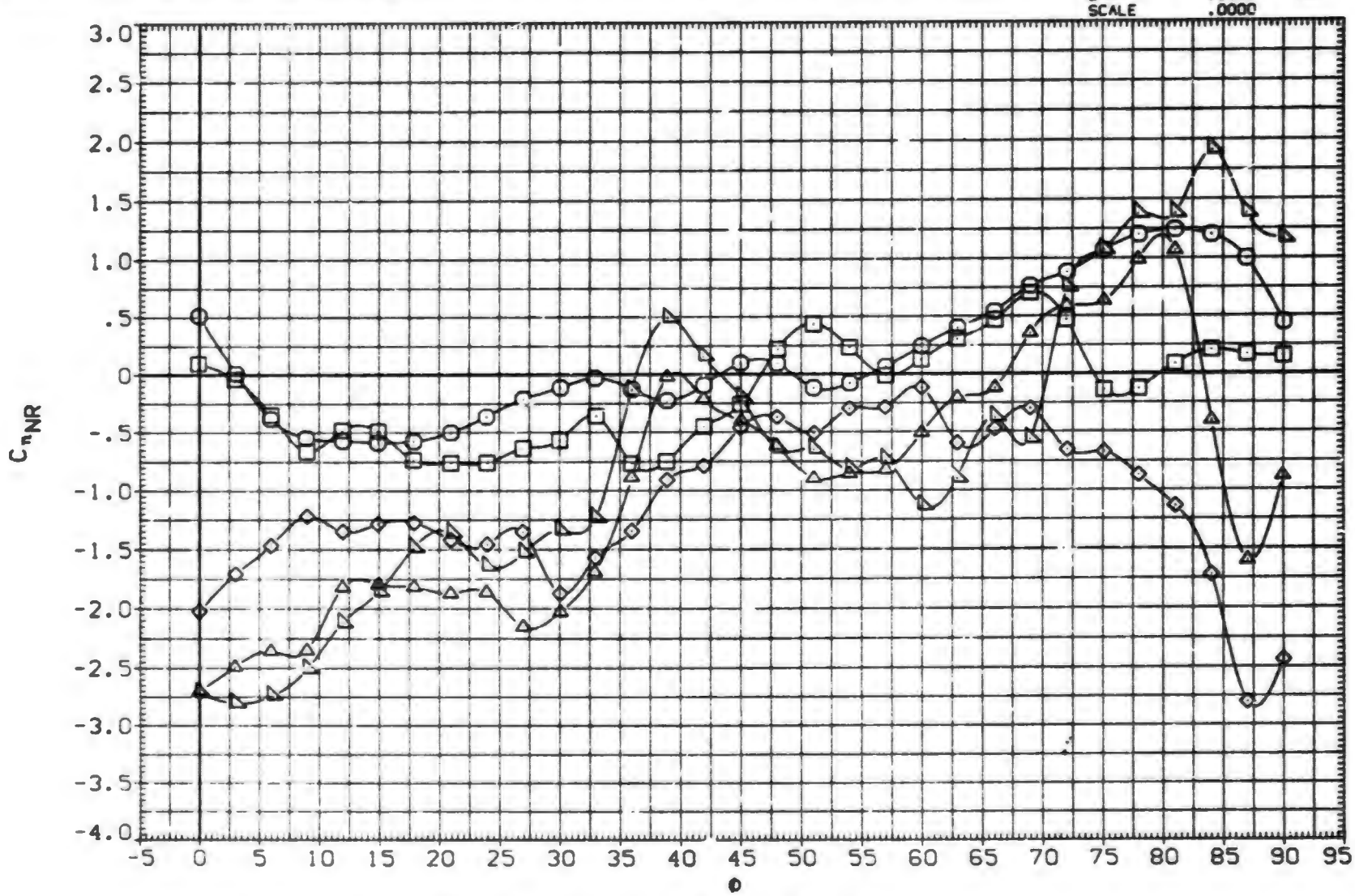

EFFECT OF ROLL ANGLE ON AERODYNAMIC FORCES. B:T14

(A)MACH = .80

DATA SET	SYMBOL	CONFIGURATION DESCRIPTION	ALPHA	LAMBDA	RT.CRD	SEMSPN
(BXACBG)	○	AEDC TF 368 BODY-TAIL. B1T14	25.000	.000	7.499	1.875
(BXACBH)	□	AEDC TF 368 BODY-TAIL. B1T14	30.000	.000	7.499	1.875
(BXACBI)	◇	AEDC TF 368 BODY-TAIL. B1T14	35.000	.000	7.499	1.875
(BXACBJ)	△	AEDC TF 368 BODY-TAIL. B1T14	40.000	.000	7.499	1.875
(BXACBK)	◺	AEDC TF 368 BODY-TAIL. B1T14	45.000	.000	7.499	1.875

REFERENCE INFORMATION		
SREF	11.0450	SQ.IN.
LREF	3.7500	IN.
BREF	3.7500	IN.
XMRP	24.0000	IN.
YMRP	.0000	IN.
ZMRP	.0000	IN.
SCALE	.0000	

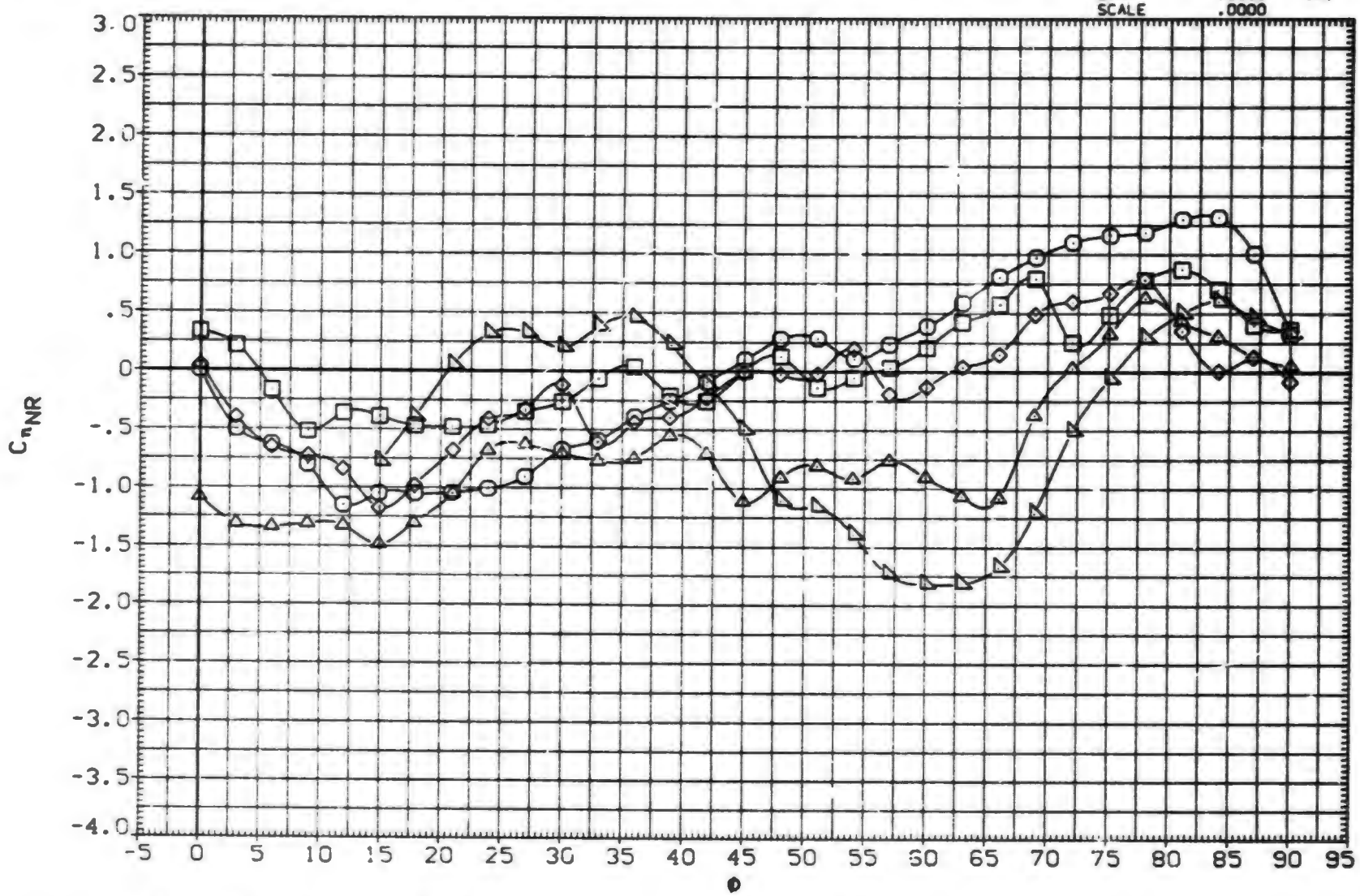

EFFECT OF ROLL ANGLE ON AERODYNAMIC FORCES. B1T14

(B)MACH = 1.00

DATA SET	SYMBOL	CONFIGURATION DESCRIPTION
(BxACBG)	○	AEDC TF 368 BODY-TAIL. B1T14
(BxACBH)	□	AEDC TF 368 BODY-TAIL. B1T14
(BxACBI)	◇	AEDC TF 368 BODY-TAIL. B1T14
(BxACBJ)	△	AEDC TF 368 BODY-TAIL. B1T14
(BxACBK)	◺	AEDC TF 368 BODY-TAIL. B1T14

ALPHA	LAMBDA	RT.CRD	SEMSPN
25.000	.000	7.499	1.875
30.000	.000	7.499	1.875
35.000	.000	7.499	1.875
40.000	.000	7.499	1.875
45.000	.000	7.499	1.875

REFERENCE INFORMATION

SREF	11.0450	SQ. IN.
LREF	3.7500	IN.
BREF	3.7500	IN.
XMRP	24.0000	IN.
YMRP	.0000	IN.
ZMRP	.0000	IN.
SCALE	.0000	

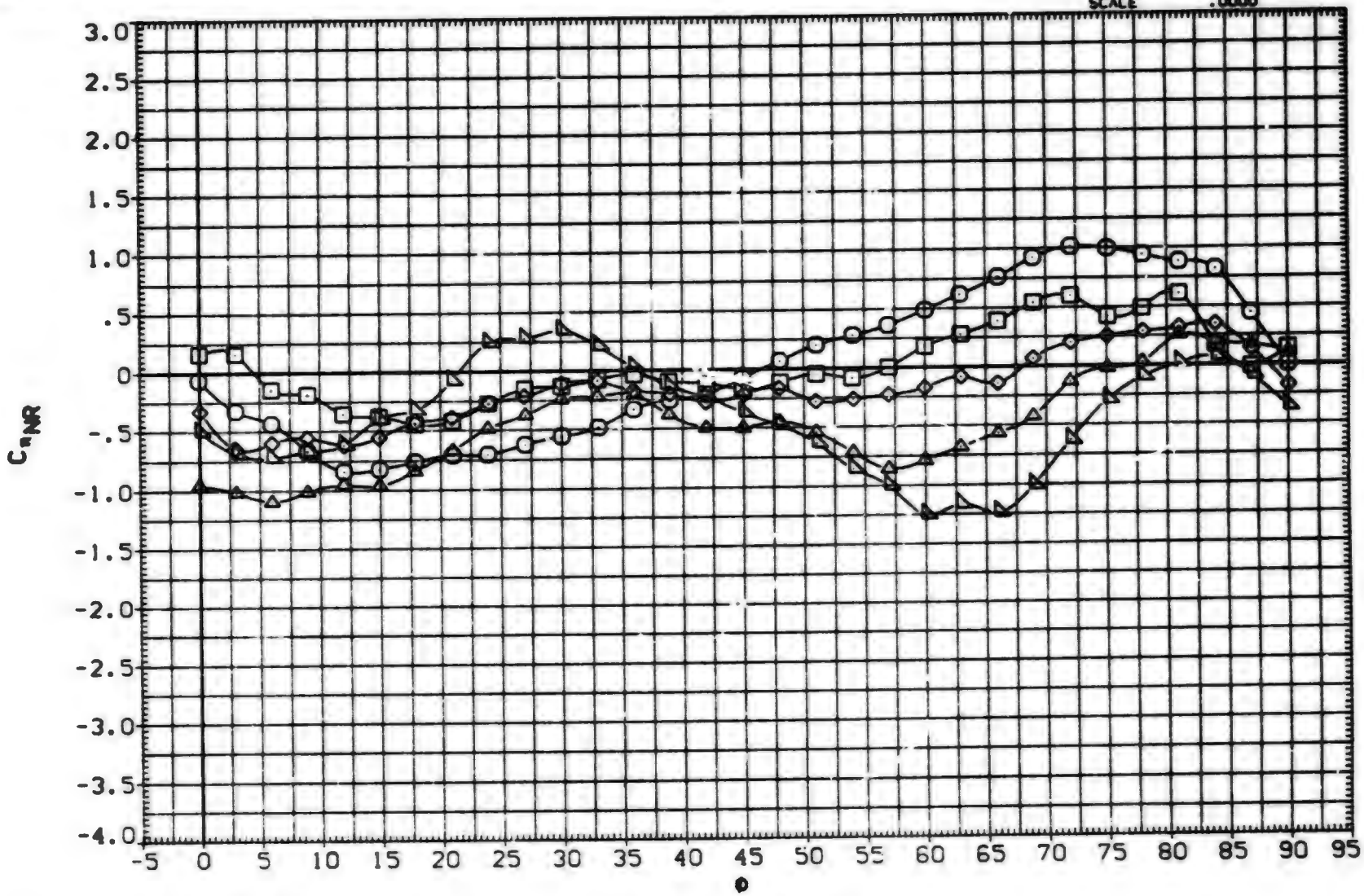

EFFECT OF ROLL ANGLE ON AERODYNAMIC FORCES. B1T14

(C)MACH = 1.20

DATA SET	SYMBOL	CONFIGURATION DESCRIPTION
(BXACBG)	○	AEDC TF 368 BODY-TAIL, B1T14
(BXACBH)	□	DATA NOT AVAILABLE
(BXACBI)	◇	DATA NOT AVAILABLE
(BXACBJ)	◁	DATA NOT AVAILABLE
(BXACBK)	△	DATA NOT AVAILABLE

ALPHA	LAMBDA	RT.CRD	SEMSPN
25.000	.000	7.499	1.875
30.000	.000	7.499	1.875
35.000	.000	7.499	1.875
40.000	.000	7.499	1.875
45.000	.000	7.499	1.875

REFERENCE INFORMATION

SREF	11.0453	SQ. IN.
LREF	3.7500	IN.
BREF	3.7500	IN.
XMRP	24.0000	IN.
YMRP	.0000	IN.
ZMRP	.0000	IN.
SCALE	.0000	

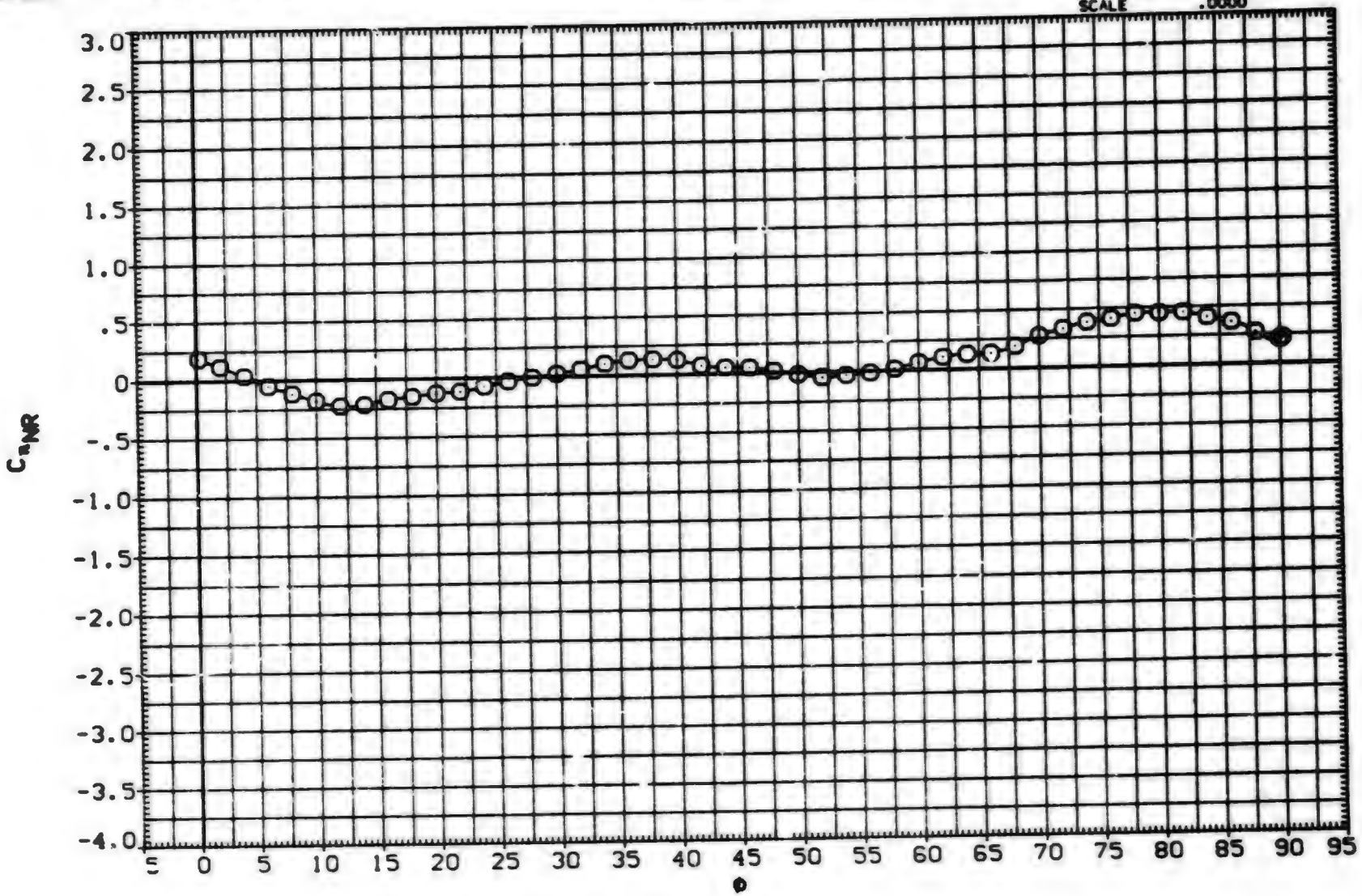

EFFECT OF ROLL ANGLE ON AERODYNAMIC FORCES. B1T14

(D)MACH = 1.76

DATA SET	SYMBOL	CONFIGURATION DESCRIPTION	ALPHA	LAMBDA	RT.CRD	SEMSPN
(BXACBG)	○	AEDC TF 368 BODY-TAIL. B1T14	25.000	.000	7.499	1.875
(BXACBH)	□	AEDC TF 368 BODY-TAIL. B1T14	30.000	.000	7.499	1.875
(BXACBI)	◇	AEDC TF 368 BODY-TAIL. B1T14	35.000	.000	7.499	1.875
(BXACBJ)	⧖	AEDC TF 368 BODY-TAIL. B1T14	40.000	.000	7.499	1.875
(BXACBK)	△	AEDC TF 368 BODY-TAIL. B1T14	45.000	.000	7.499	1.875

REFERENCE INFORMATION

SREF	11.0450	SQ.IN.
LREF	3.7500	IN.
BREF	3.7500	IN.
XMRP	24.0000	IN.
YMRP	.0000	IN.
ZMRP	.0000	IN.
SCALE	.0000	

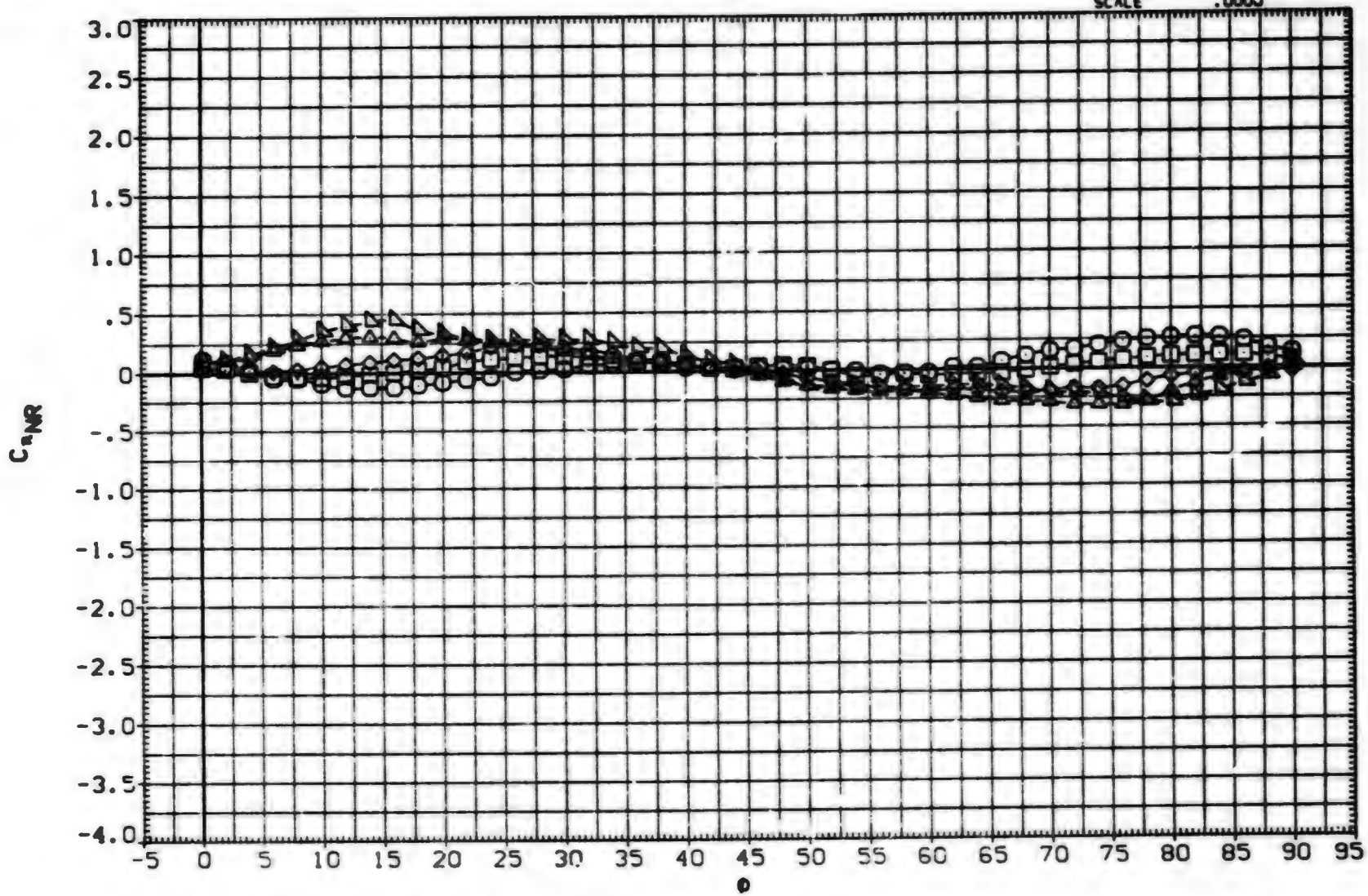

EFFECT OF ROLL ANGLE ON AERODYNAMIC FORCES. B1T14

(E)MACH = 2.00

DATA SET	SYMBOL	CONFIGURATION DESCRIPTION
(BXACBG)	○	AEDC TF 368 BODY-TAIL. B1T14
(BXACBH)	□	AEDC TF 368 BODY-TAIL. B1T14
(BXACBI)	◇	AEDC TF 368 BODY-TAIL. B1T14
(BXACBJ)	⧖	AEDC TF 368 BODY-TAIL. B1T14
(BXACBK)	◺	AEDC TF 368 BODY-TAIL. B1T14

ALPHA	LAMBDA	RT.CRD	SEMSPN
25.000	.000	7.499	1.875
30.000	.000	7.499	1.875
35.000	.000	7.499	1.875
40.000	.000	7.499	1.875
45.000	.000	7.499	1.875

REFERENCE INFORMATION

SREF	11.0430	SQ.IN.
LREF	3.7500	IN.
BREF	3.7500	IN.
XMRP	24.0000	IN.
YMRP	.0000	IN.
ZMRP	.0000	IN.
SCALE	.0000	

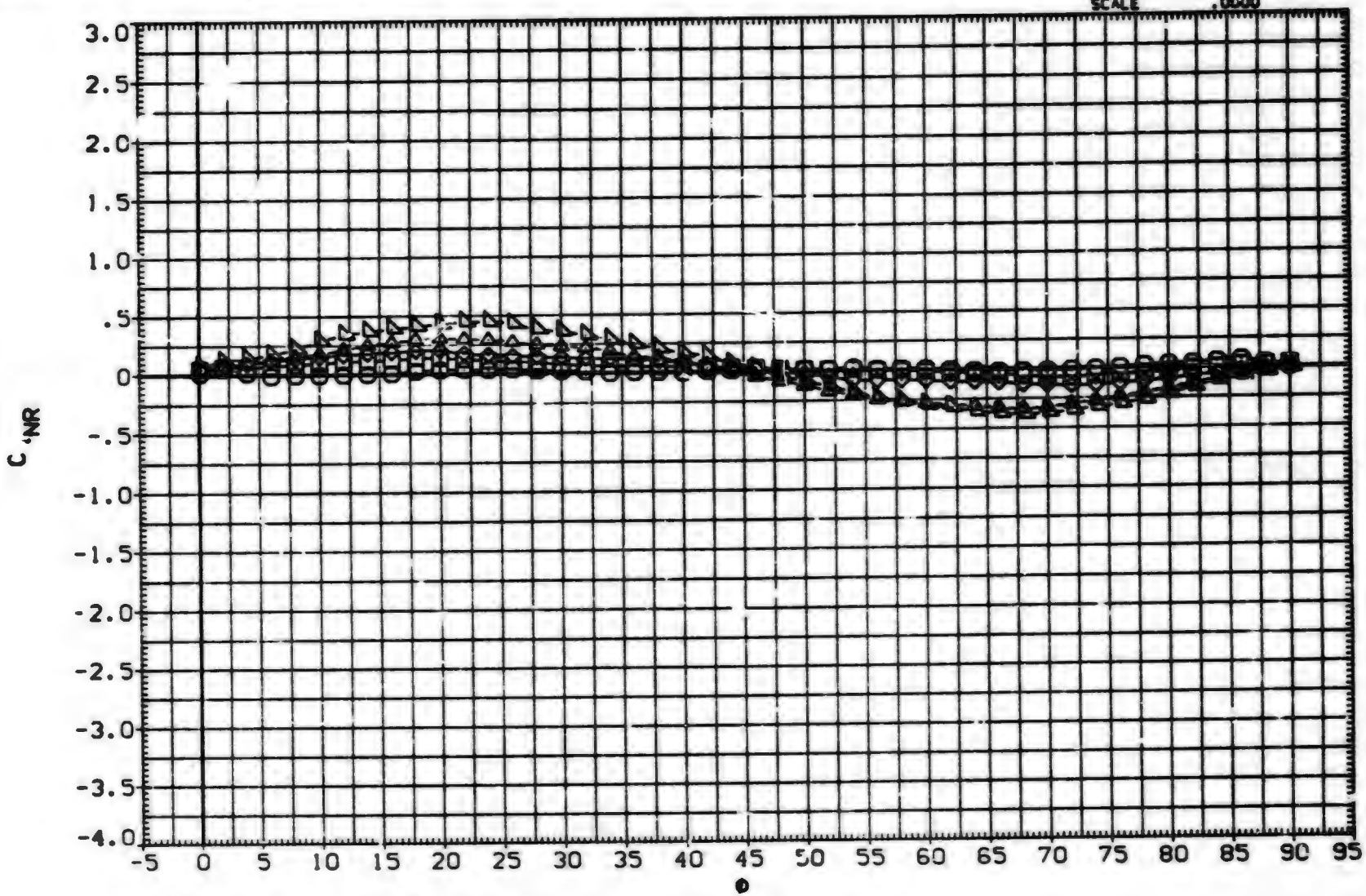

EFFECT OF ROLL ANGLE ON AERODYNAMIC FORCES. B1T14

(F)MACH = 2.50

DATA SET	SYMBOL	CONFIGURATION DESCRIPTION
(BXACBG)	○	AEDC TF 368 BODY-TAIL. B1T14
(BXACBH)	□	AEDC TF 368 BODY-TAIL. B1T14
(BXACBI)	◇	AEDC TF 368 BODY-TAIL. B1T14
(BXACBJ)	△	AEDC TF 368 BODY-TAIL. B1T14
(BXACBK)	▷	AEDC TF 368 BODY-TAIL. B1T14

ALPHA	LAMBDA	RT.CRD	SEMSPN
25.000	.000	7.499	1.875
30.000	.000	7.499	1.875
35.000	.000	7.499	1.875
40.000	.000	7.499	1.875
45.000	.000	7.499	1.875

REFERENCE INFORMATION

SREF	11.0450	SQ. IN.
LREF	3.7500	IN.
BREF	3.7500	IN.
XMRP	24.0000	IN.
YMRP	.0000	IN.
ZMRP	.0000	IN.
SCALE	.0000	

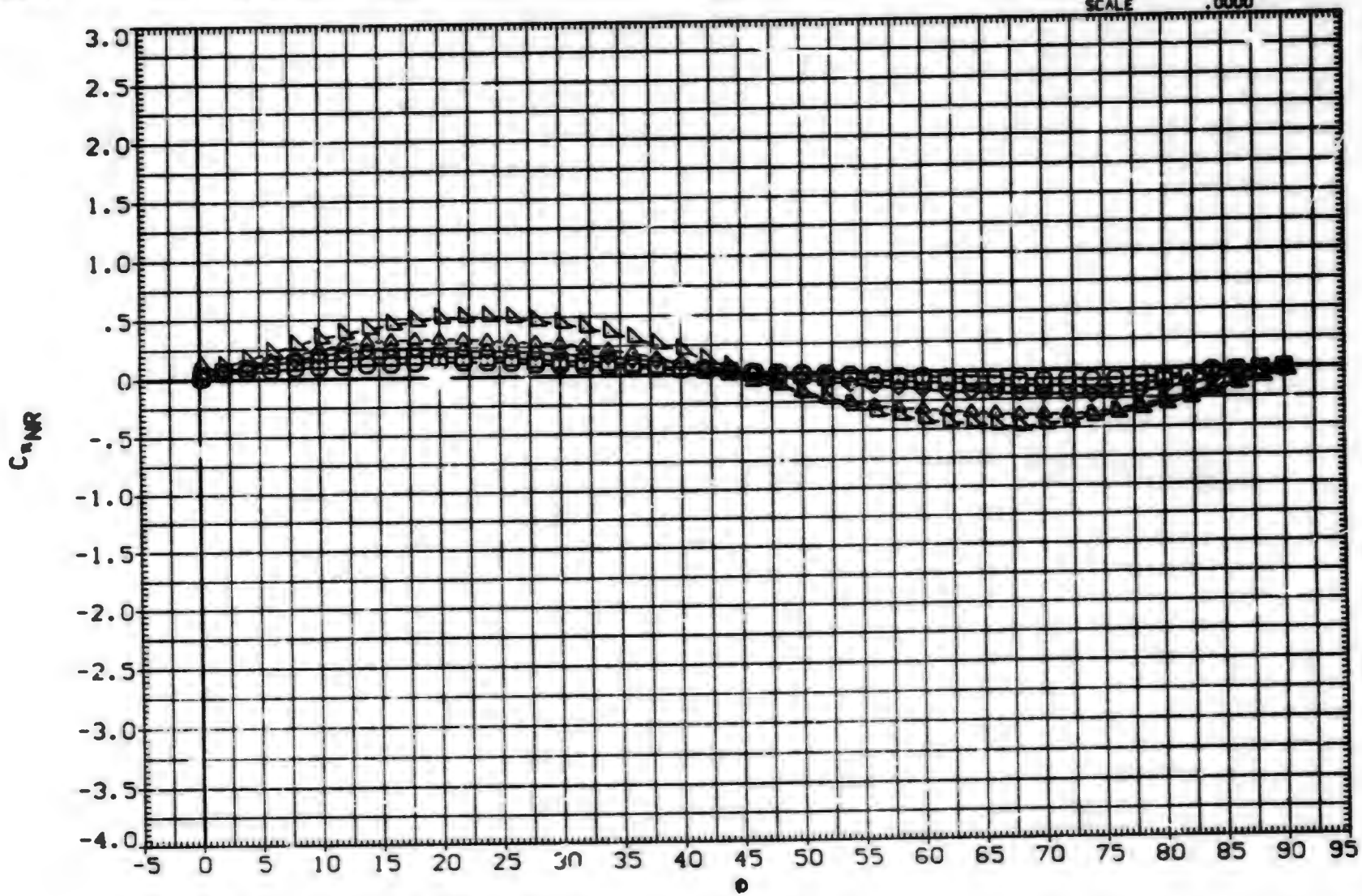

EFFECT OF ROLL ANGLE ON AERODYNAMIC FORCES. B1T14

(G)MACH = 3.01

DATA SET	SYMBOL	CONFIGURATION DESCRIPTION
(BXACBG)	○	AEDC TF 368 BODY-TAIL. B1T14
(BXACBH)	□	AEDC TF 368 BODY-TAIL. B1T14
(BXACBI)	◇	AEDC TF 368 BODY-TAIL. B1T14
(BXACBJ)	△	AEDC TF 368 BODY-TAIL. B1T14
(BXACBK)	◺	AEDC TF 368 BODY-TAIL. B1T14

ALPHA	LAMBDA	RT.CRD	SEMSPN
25.000	.000	7.499	1.875
30.000	.000	7.499	1.875
35.000	.000	7.499	1.875
40.000	.000	7.499	1.875
45.000	.000	7.499	1.875

REFERENCE INFORMATION

SREF	11.0450	SQ.IN.
LREF	3.7500	IN.
BREF	3.7500	IN.
XMRP	24.0000	IN.
YMRP	.0000	IN.
ZMRP	.0000	IN.
SCALE	.0000	

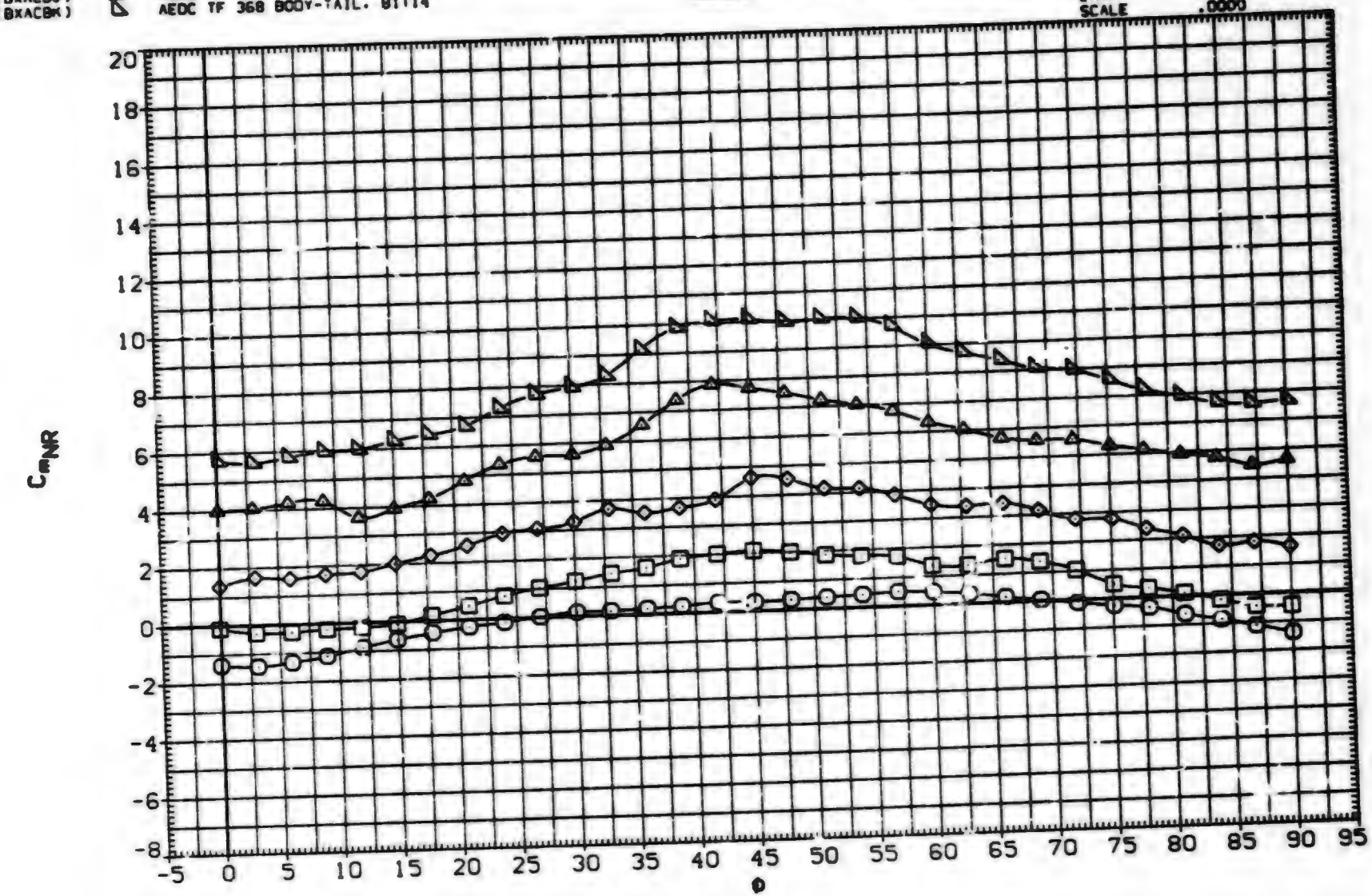

EFFECT OF ROLL ANGLE ON AERODYNAMIC FORCES. B1T14

(A)MACH = .80

DATA SET	SYMBOL	CONFIGURATION DESCRIPTION	ALPHA	LAMBDA	RT.CRD	SEMSPN
(BXACBG)	○	AEDC TF 368 BODY-TAIL. B1T14	25.000	.000	7.499	1.875
(BXACBH)	□	AEDC TF 368 BODY-TAIL. B1T14	30.000	.000	7.499	1.875
(BXACBI)	◇	AEDC TF 368 BODY-TAIL. B1T14	35.000	.000	7.499	1.875
(BXACBJ)	△	AEDC TF 368 BODY-TAIL. B1T14	40.000	.000	7.499	1.875
(BXACBK)	◺	AEDC TF 368 BODY-TAIL. B1T14	45.000	.000	7.499	1.875

REFERENCE INFORMATION		
SREF	11.0490	SQ.IN.
LREF	3.7500	IN.
BREF	3.7500	IN.
XMRP	24.0000	IN.
YMRP	.0000	IN.
ZMRP	.0000	IN.
SCALE	.0000	

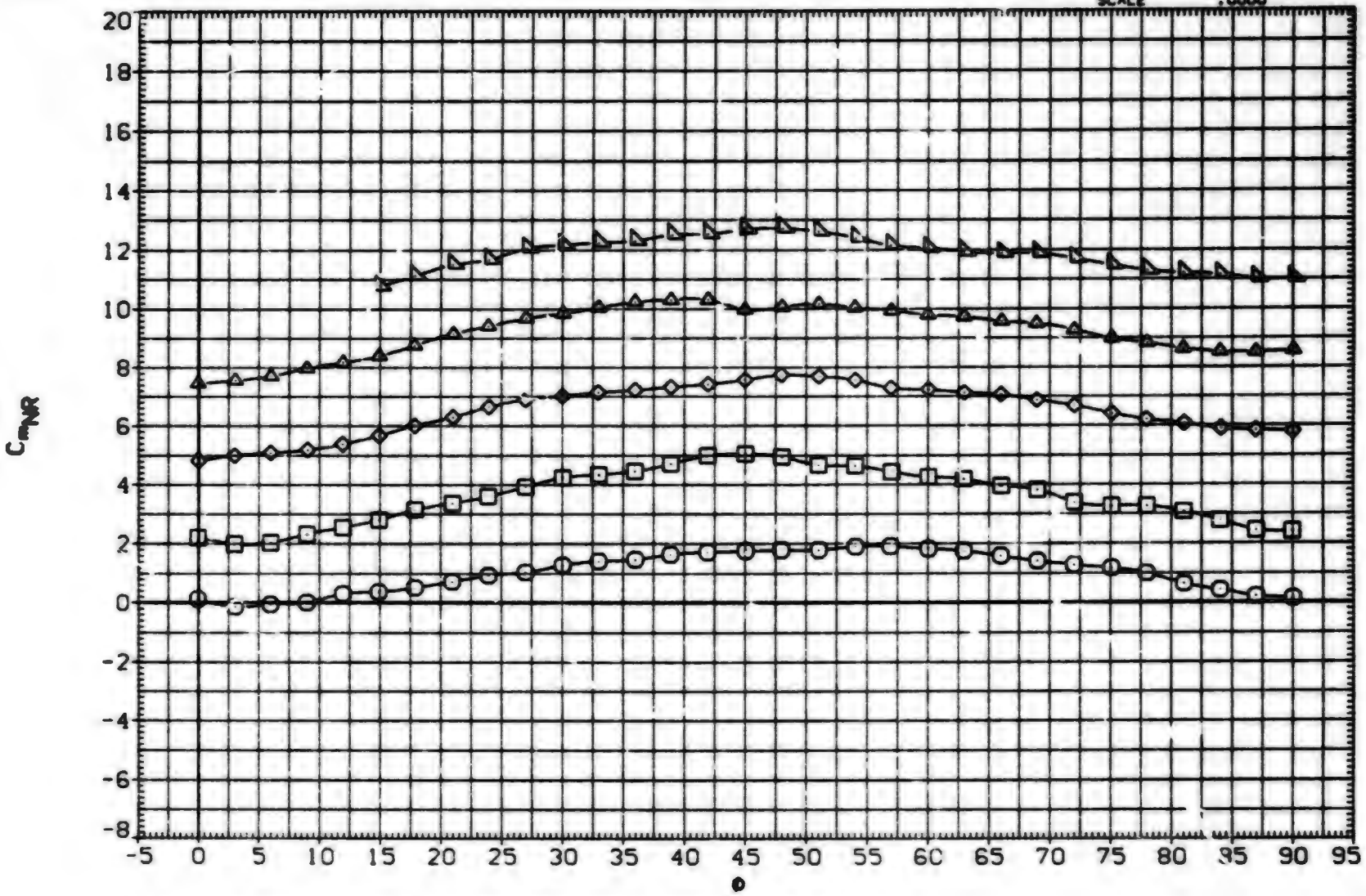

EFFECT OF ROLL ANGLE ON AERODYNAMIC FORCES. B:T14

(B)MACH = 1.00

DATA SET	SYMBOL	CONFIGURATION DESCRIPTION
(BXACBG)	○	AEDC TF 368 BODY-TAIL. B1T14
(BXACBH)	□	AEDC TF 368 BODY-TAIL. B1T14
(BXACBI)	◇	AEDC TF 368 BODY-TAIL. B1T14
(BXACBJ)	△	AEDC TF 368 BODY-TAIL. B1T14
(BXACBK)	◺	AEDC TF 368 BODY-TAIL. B1T14

ALPHA	LAMBDA	RT.CRD	SEMSPN
25.000	.000	7.499	1.875
30.000	.000	7.499	1.875
35.000	.000	7.499	1.875
40.000	.000	7.499	1.875
45.000	.000	7.499	1.875

REFERENCE INFORMATION

SREF	11.0450	SQ.IN.
LREF	3.7500	IN.
BREF	3.7500	IN.
XMRP	24.0000	IN.
YMRP	.0000	IN.
ZMRP	.0000	IN.
SCALE	.0000	

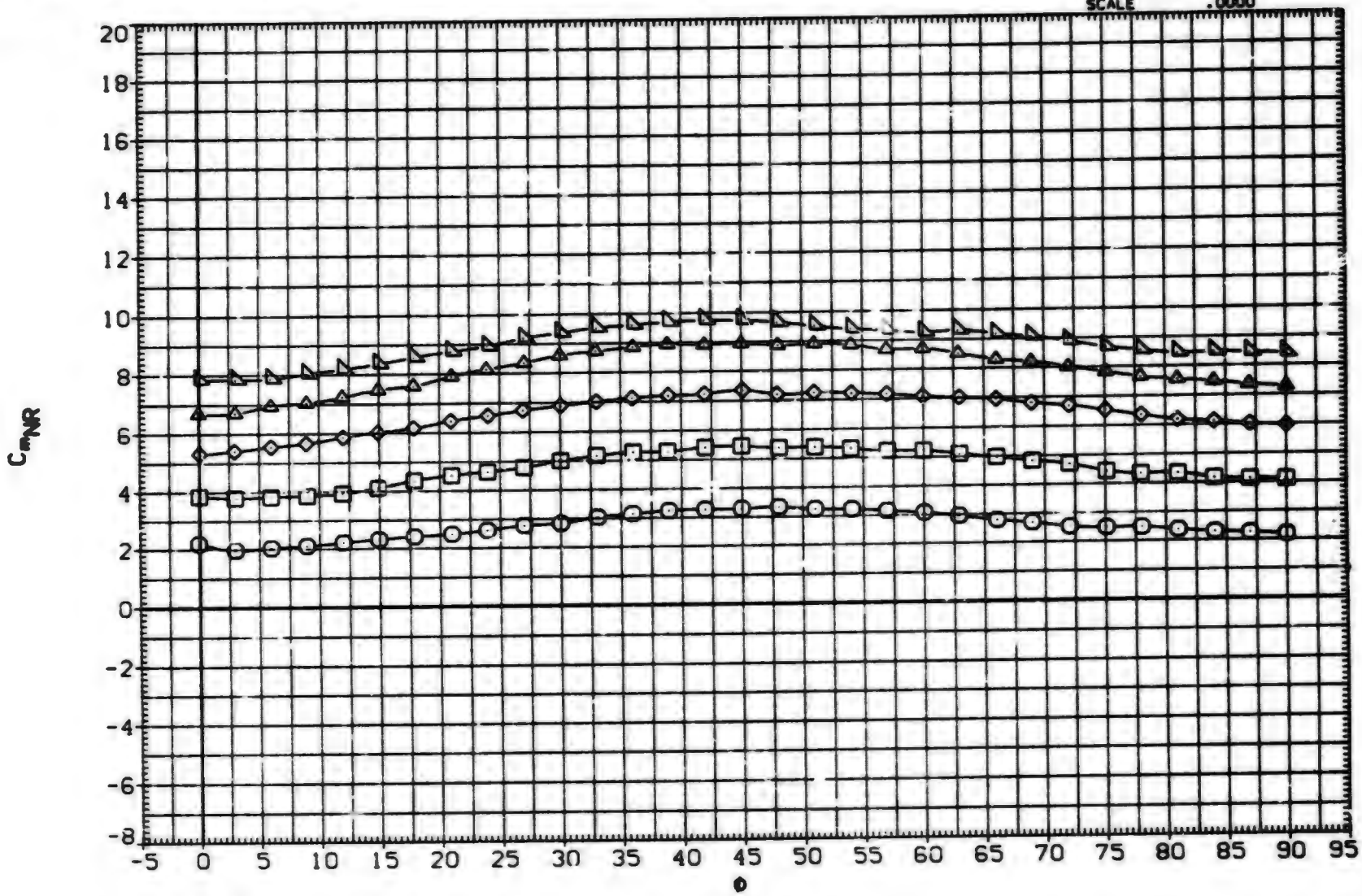

EFFECT OF ROLL ANGLE ON AERODYNAMIC FORCES. B1T14

(C)MACH = 1.20

DATA SET	SYMBOL	CONFIGURATION DESCRIPTION
(BXACBG)	○	AEDC TF 369 BODY-TAIL. B1T14
(BXACBH)	□	DATA NOT AVAILABLE
(BXACBI)	◇	DATA NOT AVAILABLE
(BXACBJ)	△	DATA NOT AVAILABLE
(BXACBK)	◺	DATA NOT AVAILABLE

ALPHA	LAMBDA	RT.CRD	SEMSPN
25.000	.000	7.499	1.875
30.000	.000	7.499	1.875
35.000	.000	7.499	1.875
40.000	.000	7.499	1.875
45.000	.000	7.499	1.875

REFERENCE INFORMATION

SREF	11.0450	SQ. IN.
LREF	3.7500	IN.
BREF	3.7500	IN.
XMRP	24.0000	IN.
YMRP	.0000	IN.
ZMRP	.0000	IN.
SCALE	.0000	

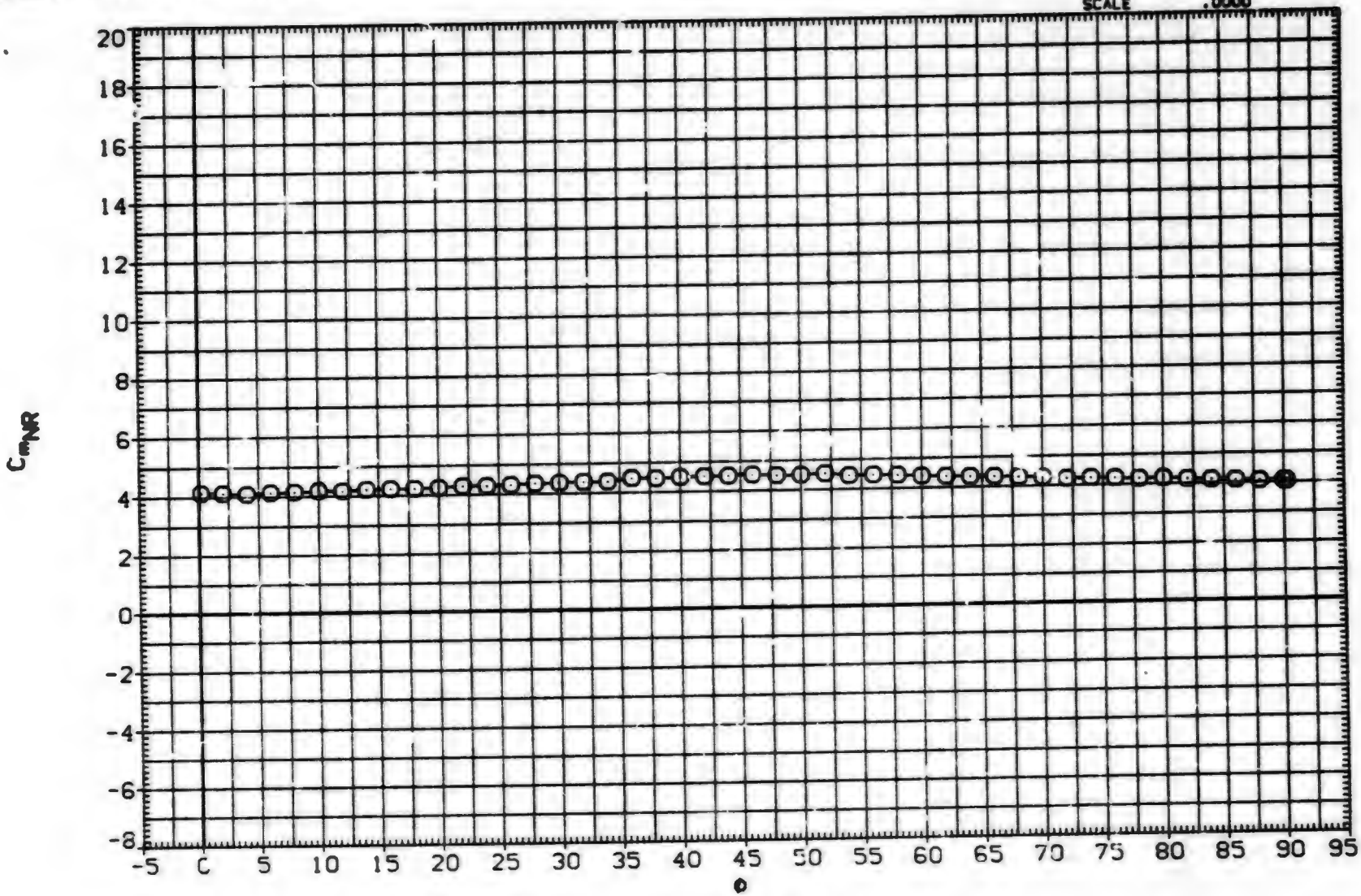

EFFECT OF ROLL ANGLE ON AERODYNAMIC FORCES. B1T14

(D)MACH = 1.76

DATA SET	SYMBOL	CONFIGURATION DESCRIPTION
(BxACBG)	○	AEDC TF 368 BODY-TAIL. BIT14
(BxACBH)	□	AEDC TF 368 BODY-TAIL. BIT14
(BxACBI)	◇	AEDC TF 368 BODY-TAIL. BIT14
(BxACBJ)	△	AEDC TF 368 BODY-TAIL. BIT14
(BxACBK)	◺	AEDC TF 368 BODY-TAIL. BIT14

ALPHA	LAMBDA	RT.CRD	SEMSPN
25.000	.000	7.499	1.875
30.000	.000	7.499	1.875
35.000	.000	7.499	1.875
40.000	.000	7.499	1.875
45.000	.000	7.499	1.875

REFERENCE INFORMATION

SREF	11.0450	SQ.IN.
LREF	3.7500	IN.
BREF	3.7500	IN.
XMRP	24.0000	IN.
YMRP	.0000	IN.
ZMRP	.0000	IN.
SCALE	.0000	

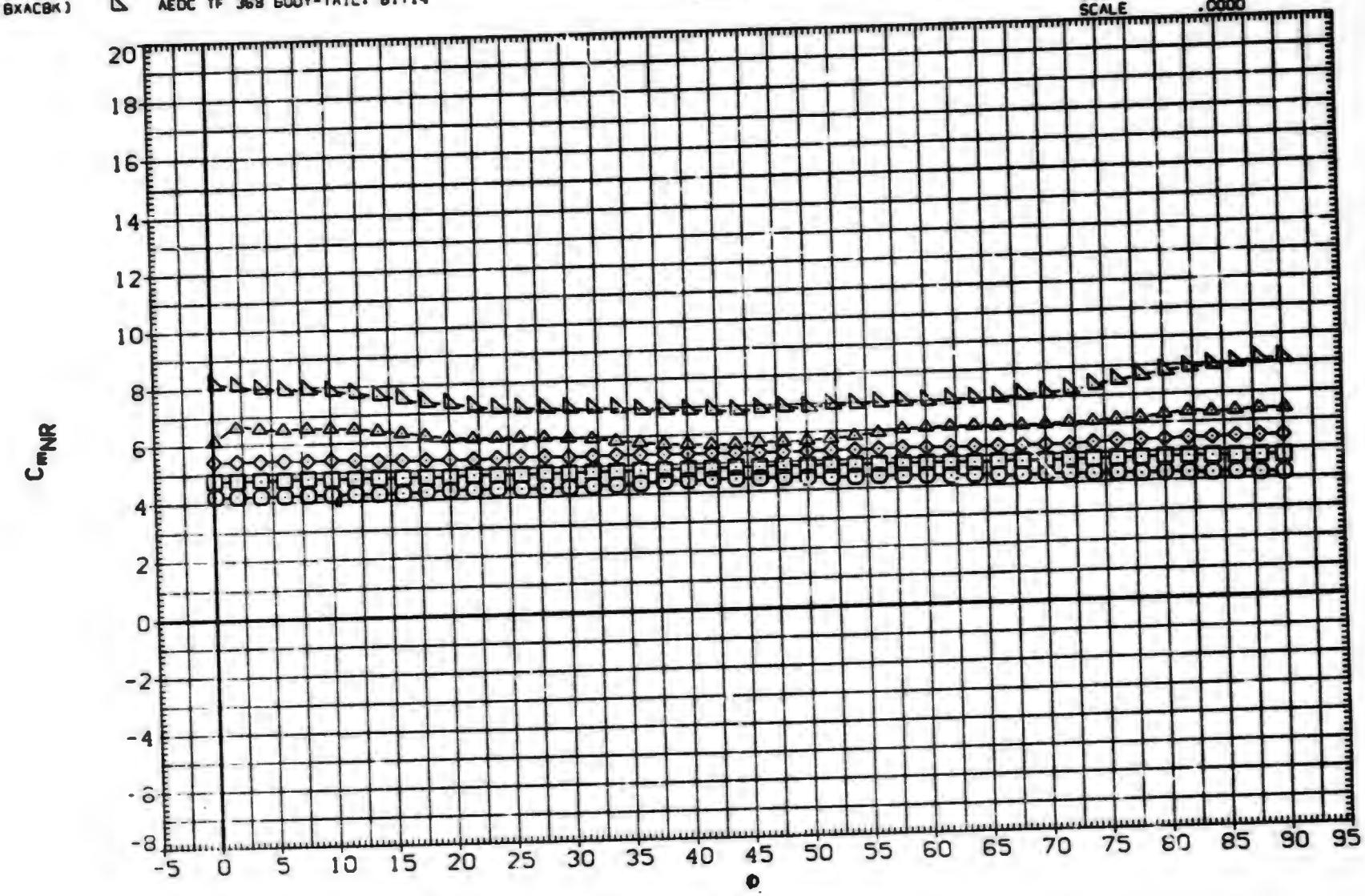

EFFECT OF ROLL ANGLE ON AERODYNAMIC FORCES. BIT14

(E)MACH = 2.00

DATA SET	SYMBOL	CONFIGURATION DESCRIPTION	ALPHA	LAMBDA	RT.CRD	SEMSPN
(BXACBG)	○	AEDC TF 368 BODY-TAIL. B1T14	25.000	.000	7.499	1.875
(BXACBH)	□	AEDC TF 368 BODY-TAIL. B1T14	30.000	.000	7.499	1.875
(BXACBI)	◇	AEDC TF 368 BODY-TAIL. B1T14	35.000	.000	7.499	1.875
(BXACBJ)	△	AEDC TF 368 BODY-TAIL. B1T14	40.000	.000	7.499	1.875
(BXACBK)	◺	AEDC TF 368 BODY-TAIL. B1T14	45.000	.000	7.499	1.875

REFERENCE INFORMATION		
SREF	11.0450	SQ.IN.
LREF	3.7500	IN.
BREF	3.7500	IN.
XMRP	24.0000	IN.
YMRP	.0000	IN.
ZMRP	.0000	IN.
SCALE	.0000	

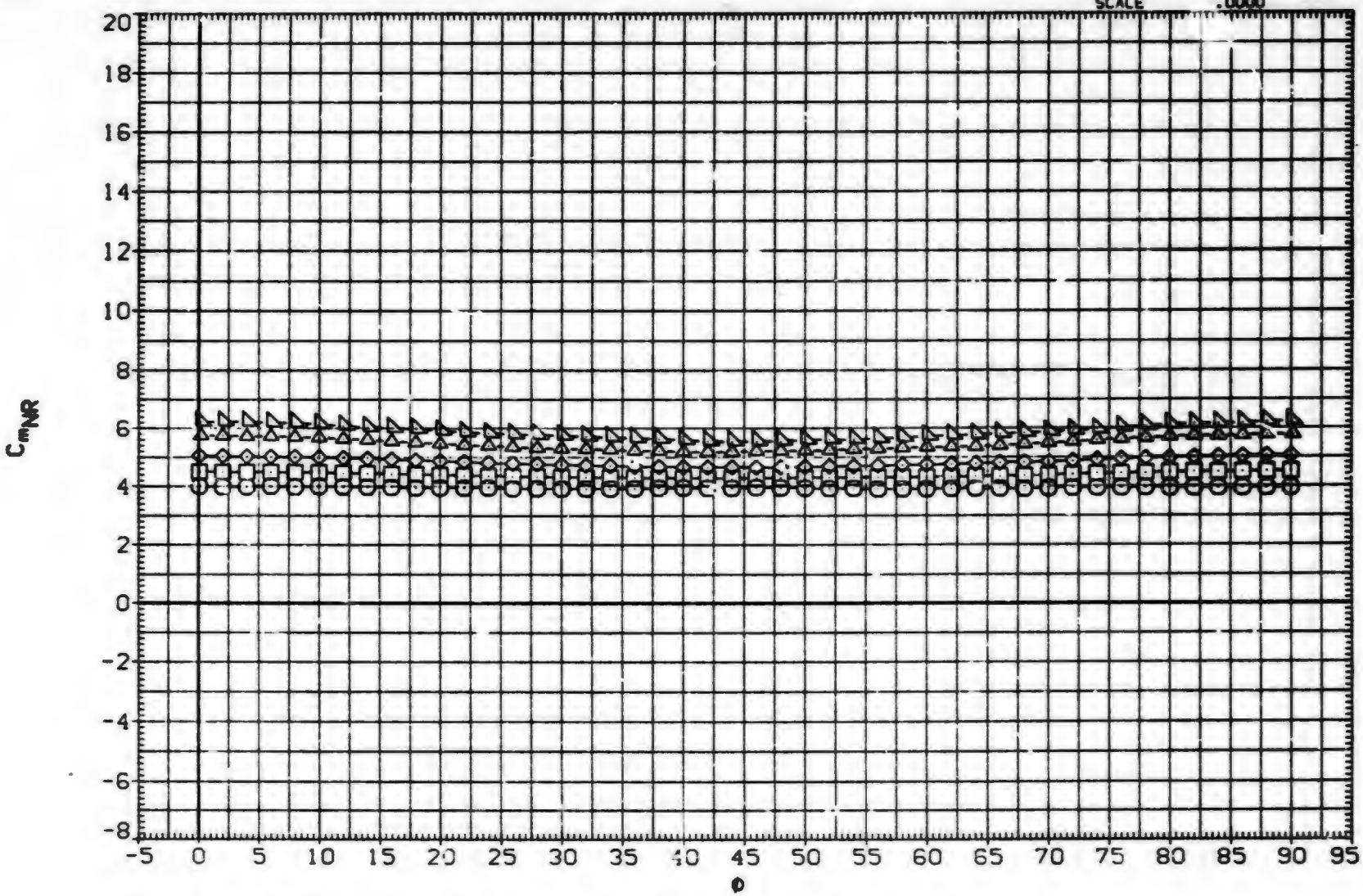

EFFECT OF ROLL ANGLE ON AERODYNAMIC FORCES. B1T14

(F)MACH = 2.50

DATA SET	SYMBOL	CONFIGURATION DESCRIPTION
(BXACBG)	○	AEDC TF 368 BODY-TAIL. B1T14
(BXACBH)	□	AEDC TF 368 BODY-TAIL. B1T14
(BXACBI)	◇	AEDC TF 368 BODY-TAIL. B1T14
(BXACBJ)	△	AEDC TF 368 BODY-TAIL. B1T14
(BXACBK)	◺	AEDC TF 368 BODY-TAIL. B1T14

ALPHA	LAMBDA	RT.CRD	SEMSPN
25.000	.000	7.499	1.875
30.000	.000	7.499	1.875
35.000	.000	7.499	1.875
40.000	.000	7.499	1.875
45.000	.000	7.499	1.875

REFERENCE INFORMATION

SREF	11.0450	SQ. IN.
LREF	3.7500	IN.
BREF	3.7500	IN.
XMRP	24.0000	IN.
YMRP	.0000	IN.
ZMRP	.0000	IN.
SCALE	.0000	

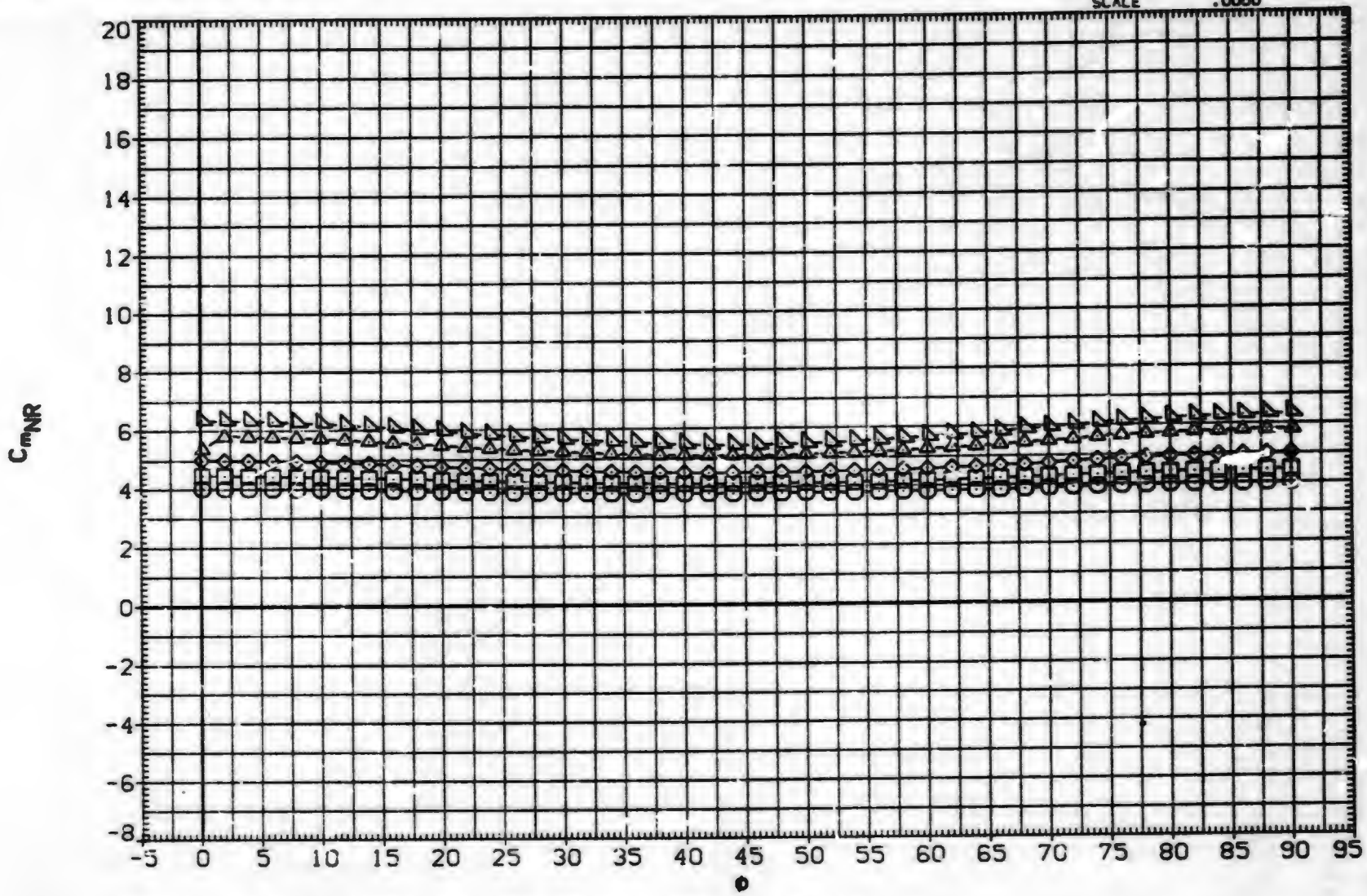

EFFECT OF ROLL ANGLE ON AERODYNAMIC FORCES. B1T14

(G)MACH = 3.01

DATA SET	SYMBOL	CONFIGURATION DESCRIPTION
(BxACBG)	○	AEDC TF 368 BODY-TAIL. B1T14
(BxACBH)	□	AEDC TF 368 BODY-TAIL. B1T14
(BxACBI)	◇	AEDC TF 368 BODY-TAIL. B1T14
(BxACBJ)	△	AEDC TF 368 BODY-TAIL. B1T14
(BxACBK)	◺	AEDC TF 368 BODY-TAIL. B1T14

ALPHA	LAMBDA	RT.CRD	SEMSPN
25.000	.000	7.499	1.875
30.000	.000	7.499	1.875
35.000	.000	7.499	1.875
40.000	.000	7.499	1.875
45.000	.000	7.499	1.875

REFERENCE INFORMATION

SREF	11.0450	SQ. IN.
LREF	3.7500	IN.
BREF	3.7500	IN.
XMRP	24.0000	IN.
YMRP	.0000	IN.
ZMRP	.0000	IN.
SCALE	.0000	

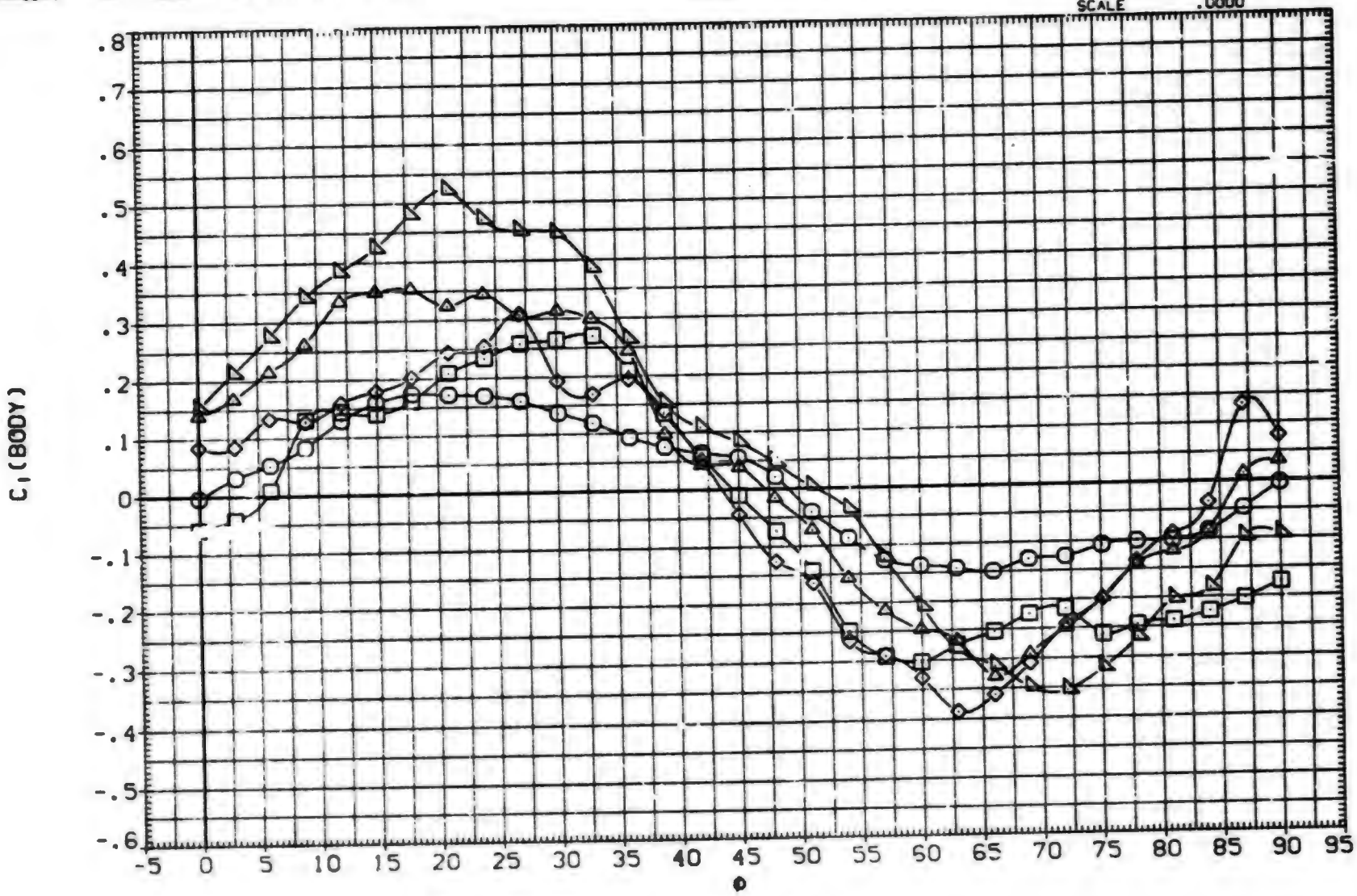

EFFECT OF ROLL ANGLE ON AERODYNAMIC FORCES. B1T14

(A)MACH = .80

DATA SET	SYMBOL	CONFIGURATION DESCRIPTION
(BxACBG)	○	AEDC TF 360 BODY-TAIL. BIT14
(BxACBH)	□	AEDC TF 360 BODY-TAIL. BIT14
(BxACBI)	◇	AEDC TF 360 BODY-TAIL. BIT14
(BxACBJ)	△	AEDC TF 360 BODY-TAIL. BIT14
(BxACBK)	◺	AEDC TF 360 BODY-TAIL. BIT14

ALPHA	LAMBDA	RT.CRD	SEMSPN
25.000	.000	7.499	1.875
30.000	.000	7.499	1.875
35.000	.000	7.499	1.875
40.000	.000	7.499	1.875
45.000	.000	7.499	1.875

REFERENCE INFORMATION

SREF	11.0450	SQ. IN.
LREF	3.7500	IN.
BRCF	3.7500	IN.
XMRP	24.0000	IN.
YMRP	.0000	IN.
ZMRP	.0000	IN.
SCALE	.0000	

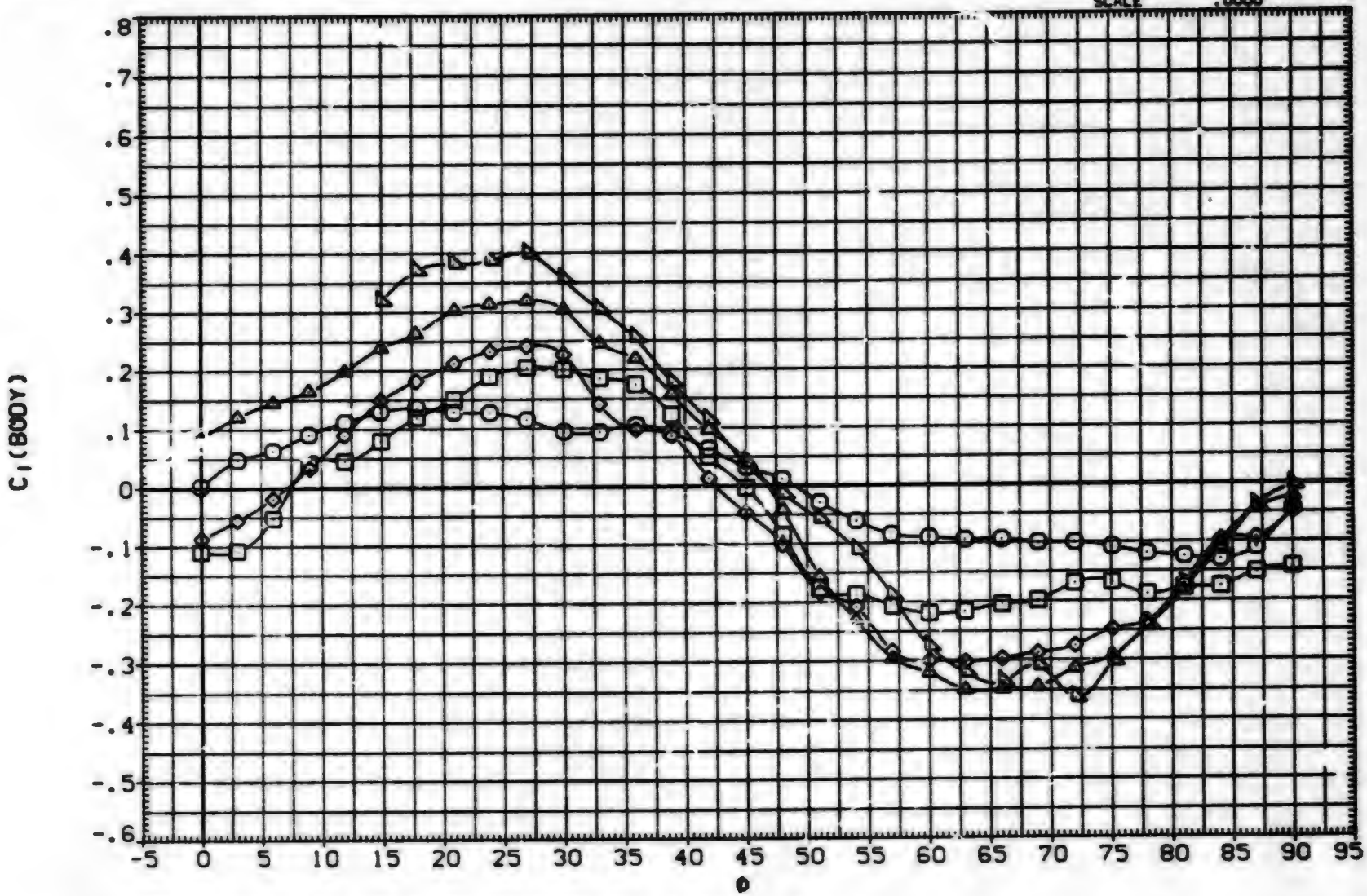

EFFECT OF ROLL ANGLE ON AERODYNAMIC FORCES. BIT14

(B)MACH = 1.00

DATA SET	SYMBOL	CONFIGURATION DESCRIPTION	ALPHA	LAMBDA	RT.CRD	SEMSPN
(BXACBG)	○	AEDC TF 368 BODY-TAIL. B1T14	25.000	.000	7.499	1.875
(BXACBH)	□	AEDC TF 368 BODY-TAIL. B1T14	30.000	.000	7.499	1.875
(BXACBI)	◇	AEDC TF 368 BODY-TAIL. B1T14	35.000	.000	7.499	1.875
(BXACBJ)	△	AEDC TF 368 BODY-TAIL. B1T14	40.000	.000	7.499	1.875
(BXACBK)	▷	AEDC TF 368 BODY-TAIL. B1T14	45.000	.000	7.499	1.875

REFERENCE INFORMATION

SREF	11.0450	SQ. IN.
LREF	3.7500	IN.
BREF	3.7500	IN.
XMRP	24.0000	IN.
YMRP	.0000	IN.
ZMRP	.0000	IN.
SCALE	.0000	

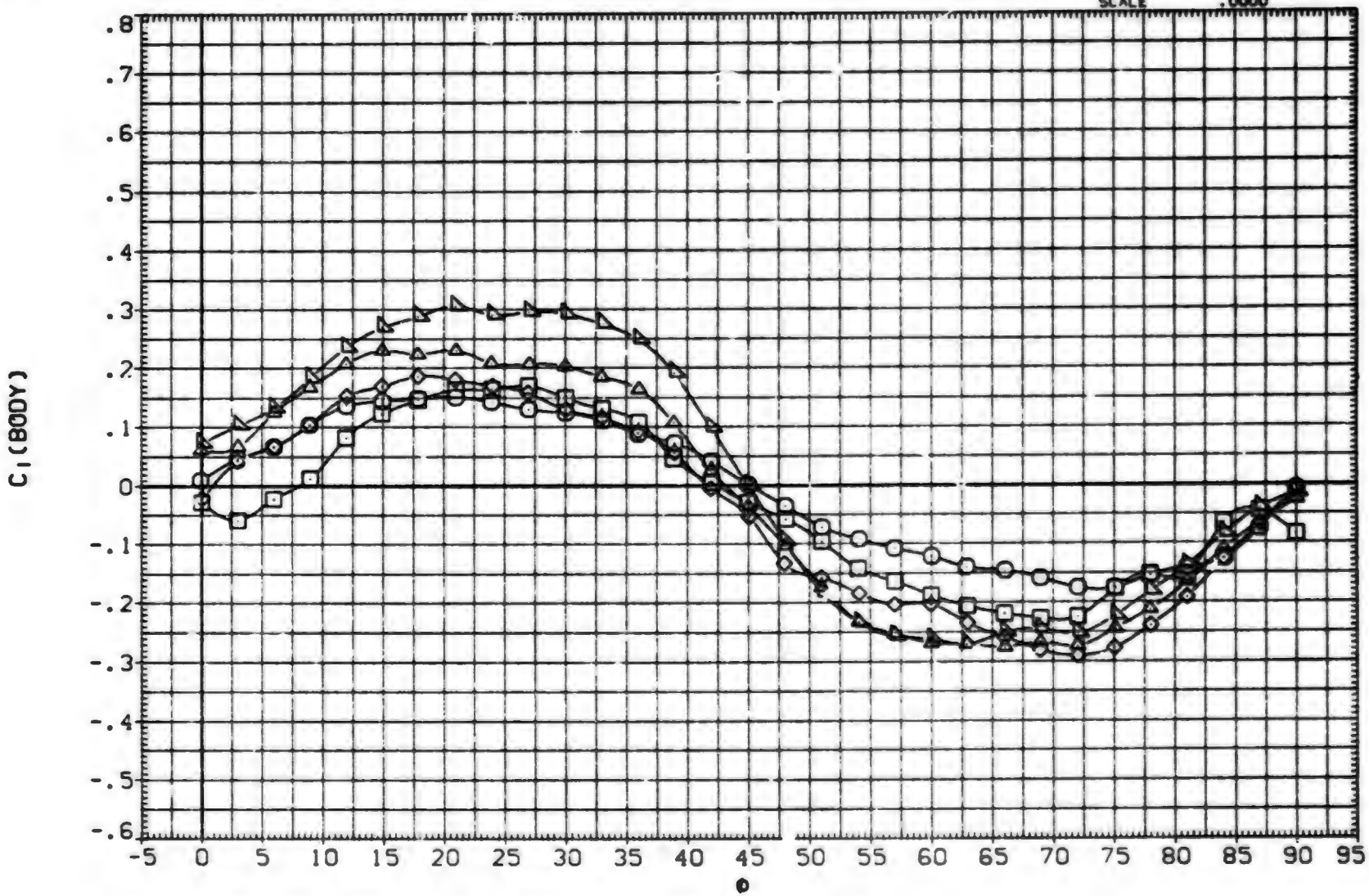

EFFECT OF ROLL ANGLE ON AERODYNAMIC FORCES. B1T14

(C)MACH = 1.20

DATA SET	SYMBOL	CONFIGURATION DESCRIPTION
(BXACBG)	○	AEDC TF 368 BODY-TAIL. B1T14
(BXACBH)	□	DATA NOT AVAILABLE
(BXACBI)	◇	DATA NOT AVAILABLE
(BXACBJ)	△	DATA NOT AVAILABLE
(BXACBK)	◺	DATA NOT AVAILABLE

ALPHA	LAMBDA'	RT.CRD	SEMSPN
25.000	.000	7.499	1.875
30.000	.000	7.499	1.875
35.000	.000	7.499	1.875
40.000	.000	7.499	1.875
45.000	.000	7.499	1.875

REFERENCE INFORMATION		
SREF	11.0490	90.IN.
LREF	3.7500	IN.
BREF	3.7500	IN.
XMRP	24.0000	IN.
YMRP	.0000	IN.
ZMRP	.0000	IN.
SCALE	.0000	

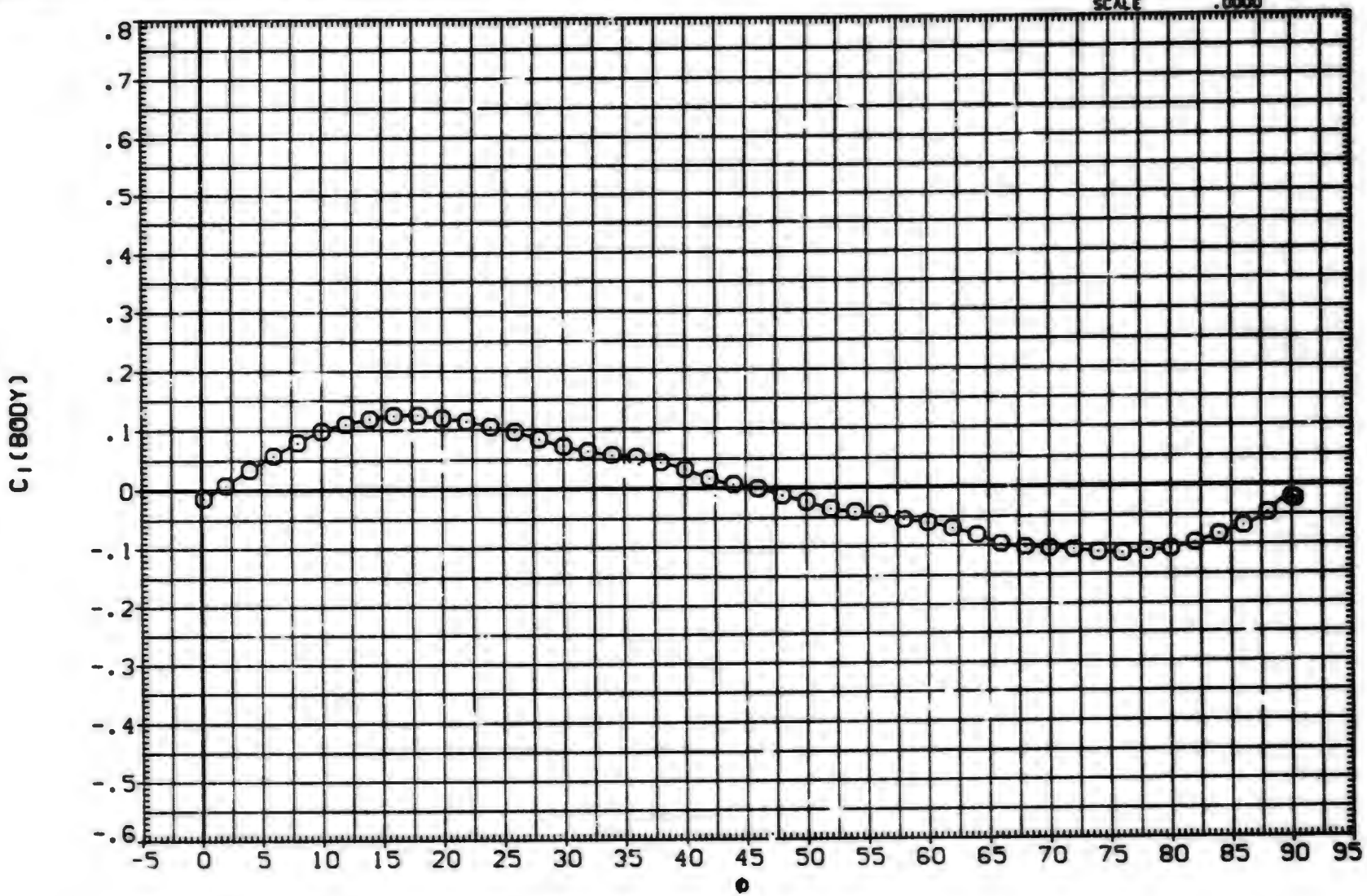

EFFECT OF ROLL ANGLE ON AERODYNAMIC FORCES. B1T14

(D)MACH = 1.76

DATA SET	SYMBOL	CONFIGURATION DESCRIPTION
(BxACBG)	○	AEDC TF 368 BODY-TAIL. BIT14
(BxACBH)	□	AEDC TF 368 BODY-TAIL. BIT14
(BxACBI)	◇	AEDC TF 368 BODY-TAIL. BIT14
(BxACBJ)	△	AEDC TF 368 BODY-TAIL. BIT14
(BxACBK)	◺	AEDC TF 368 BODY-TAIL. BIT14

ALPHA	LAMBDA	RT.CRD	SEMSPN
25.000	.000	7.499	1.875
30.000	.000	7.499	1.875
35.000	.000	7.499	1.875
40.000	.000	7.499	1.875
45.000	.000	7.499	1.875

REFERENCE INFORMATION		
SREF	11.0450	SQ. IN.
LREF	3.7500	IN.
BREF	3.7500	IN.
XMRP	24.0000	IN.
YMRP	.0000	IN.
ZMRP	.0000	IN.
SCALE	.0000	

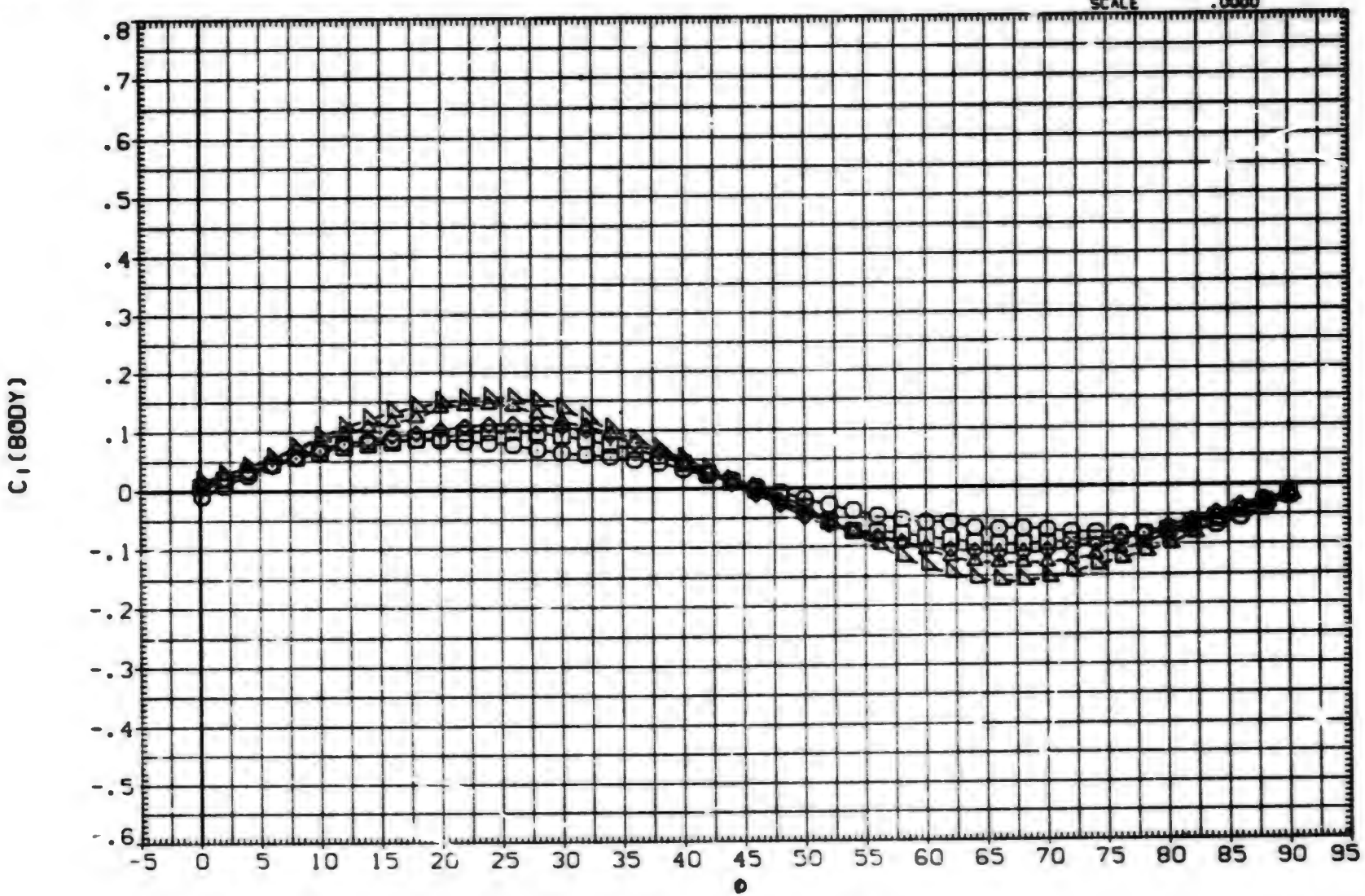

EFFECT OF ROLL ANGLE ON AERODYNAMIC FORCES. BIT14

(E)MACH = 2.00

DATA SET	SYMBOL	CONFIGURATION DESCRIPTION
(BxACBG)	○	AEDC TF 368 BODY-TAIL. BIT14
(BxACBH)	□	AEDC TF 368 BODY-TAIL. BIT14
(BxACBI)	◇	AEDC TF 368 BODY-TAIL. BIT14
(BxACBJ)	△	AEDC TF 368 BODY-TAIL. BIT14
(BxACBK)	◺	AEDC TF 368 BODY-TAIL. BIT14

ALPHA	LAMBDA	RT.CRD	SEMSPN
25.000	.000	7.499	1.875
30.000	.000	7.499	1.875
35.000	.000	7.499	1.875
40.000	.000	7.499	1.875
45.000	.000	7.499	1.875

REFERENCE INFORMATION

SREF	11.0450	SQ. IN.
LREF	3.7500	IN.
BREF	3.7500	IN.
XMRP	24.0000	IN.
YMRP	.0000	IN.
ZMRP	.0000	IN.
SCALE	.0000	

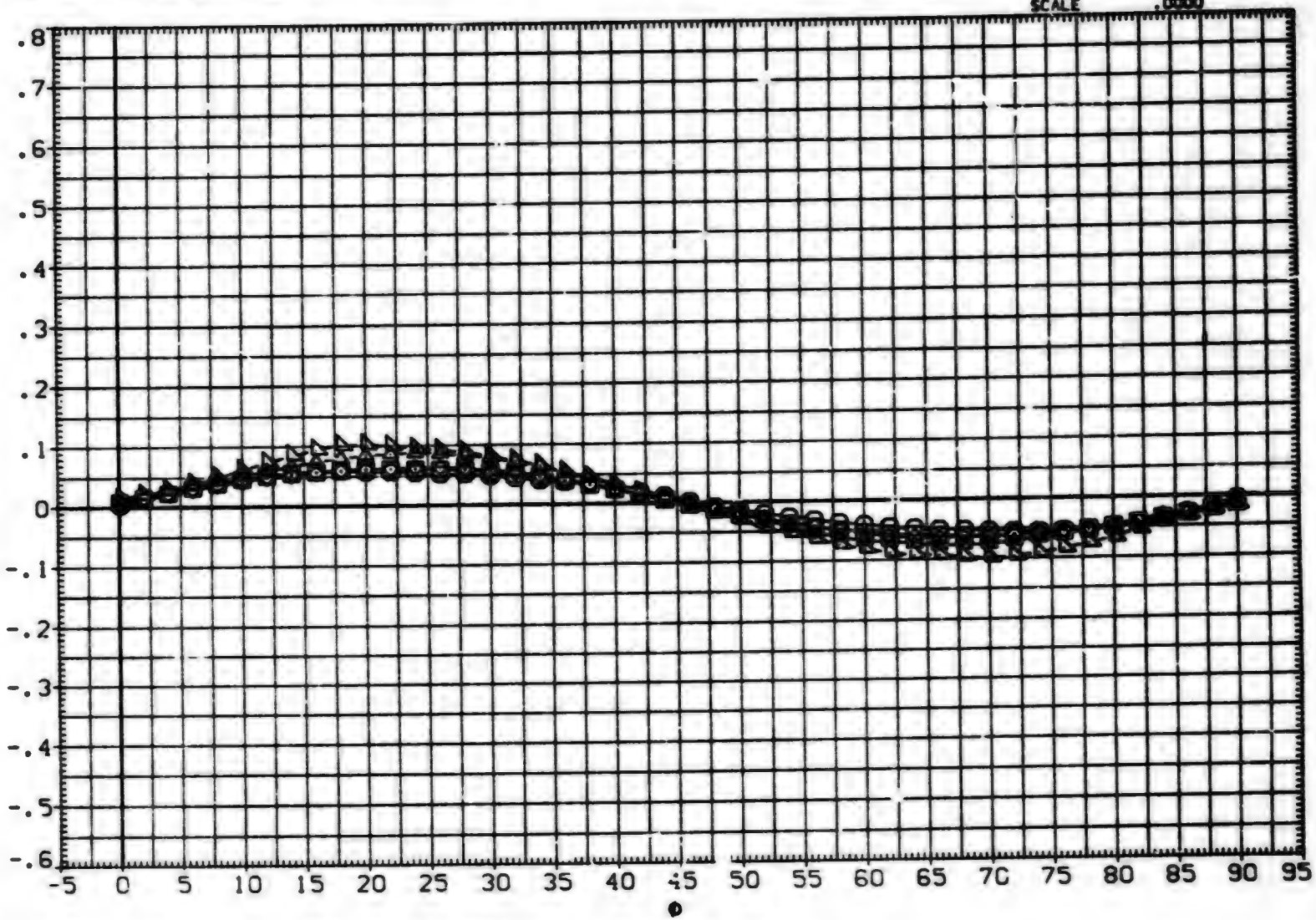

EFFECT OF ROLL ANGLE ON AERODYNAMIC FORCES. BIT14

(F)MACH = 2.50

DATA SET	SYMBOL	CONFIGURATION DESCRIPTION	ALPHA	LAMBDA	RT.CRD	SEMSPN
(BXACBG)	○	AEDC TF 368 BODY-TAIL. B1T14	25.000	.000	7.499	1.875
(BXACBH)	□	AEDC TF 368 BODY-TAIL. B1T14	30.000	.000	7.499	1.875
(BXACBI)	◇	AEDC TF 368 BODY-TAIL. B1T14	35.000	.000	7.499	1.875
(BXACBJ)	◁	AEDC TF 368 BODY-TAIL. B1T14	40.000	.000	7.499	1.875
(BXACBK)	△	AEDC TF 368 BODY-TAIL. B1T14	45.000	.000	7.499	1.875

REFERENCE INFORMATION		
SREF	11.0450	SQ.IN.
LREF	3.7500	IN.
BREF	3.7500	IN.
XMRP	24.0000	IN.
YMRP	.0000	IN.
ZMRP	.0000	IN.
SCALE	.0000	

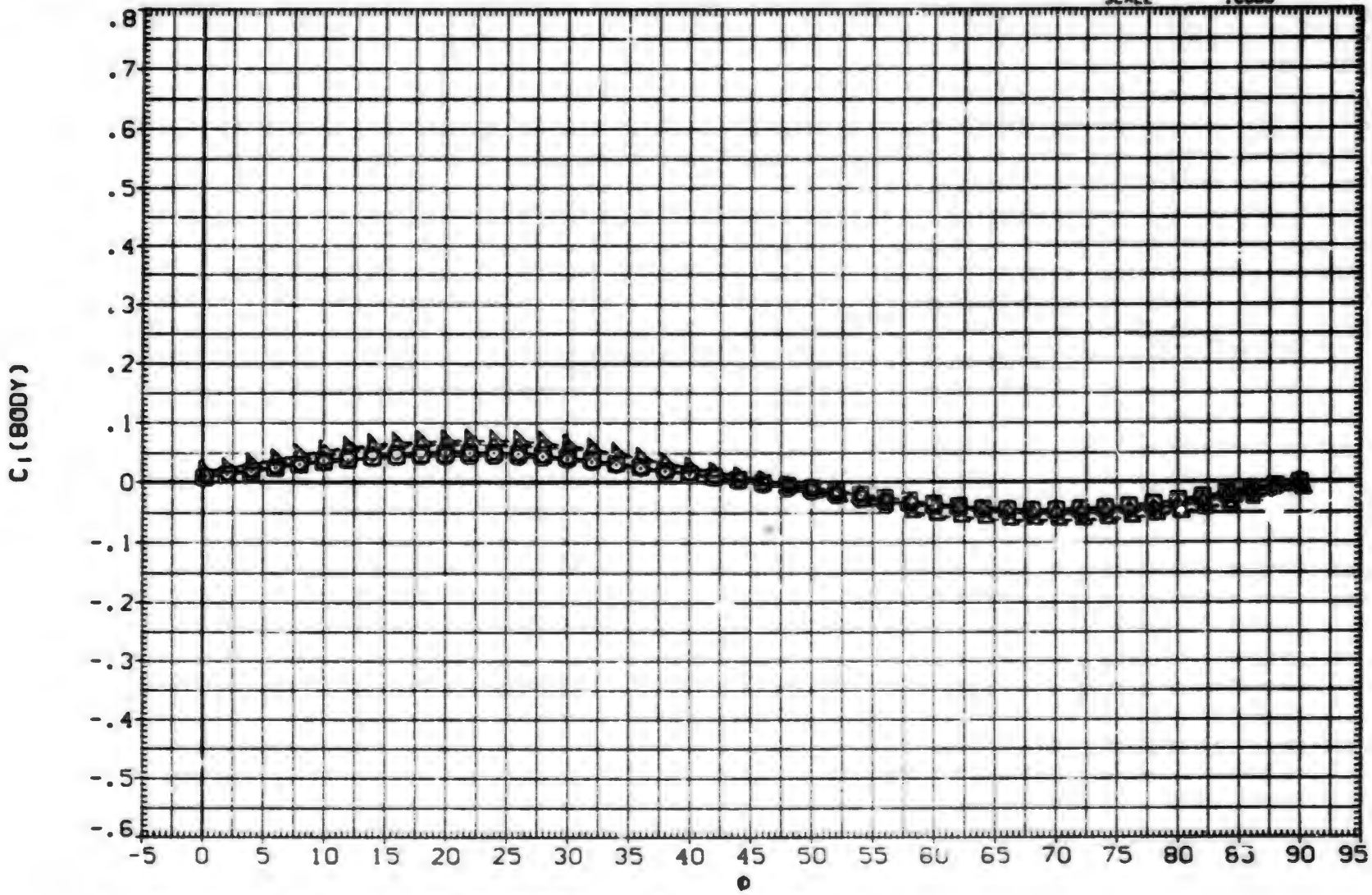

EFFECT OF ROLL ANGLE ON AERODYNAMIC FORCES. B1T14

(G)MACH = 3.01

(GXA080) MDAC 261/AEDC 52 BODY-TAIL. B1T14

SYMBOL	PHI
○	.000
□	15.000
◇	30.000
△	45.000

PARAMETRIC VALUES

MACH	.800	A.R.	1.000
LAMBDA	.000	RT.CRD	7.499
SEMSPN	1.875	AREA	7.038

DATASET	ALPHA	DATASET	ALPHA
GXA080	.000	GXA082	2.000
GXA083	4.140	GXA086	10.430
GXA088	14.890	GXA090	19.400
GXA094	25.970	FXA319	25.000
FXA320	30.000	FXA321	35.000
FXA322	40.000	FXA323	45.000

REFERENCE INFORMATION

SREF	11.0450	SQ.IN.
LREF	3.7500	IN.
BREF	3.7500	IN.
XMRP	24.0000	IN.
YMRP	.0000	IN.
ZMRP	.0000	IN.
SCALE	.0000	

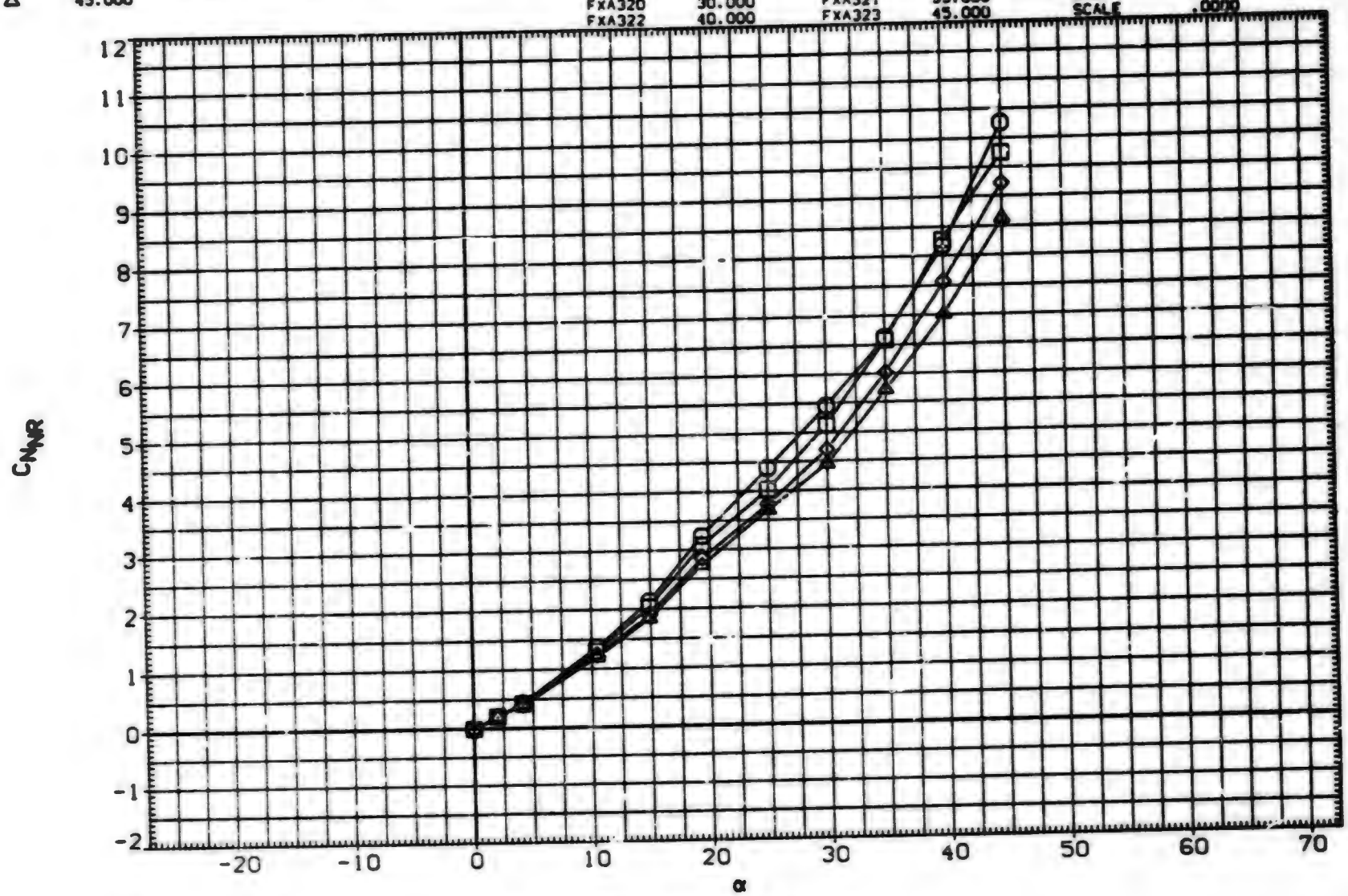

EFFECT OF ANGLE OF ATTACK ON AERODYNAMIC FORCES. B1T14

(GXA080) MDAC 261/AEDC 52 BODY-TAIL. B1T14

SYMBOL	PHI	PARAMETRIC VALUES													
						DATASET	ALPHA	DATASET	ALPHA	REFERENCE INFORMATION		
◇	60.000	MACH	.800	A.R.	1.000	GXA080	.000	GXA082	2.000	SREF	11.0450	SQ.IN.
□	75.000	LAMBDA	.000	RT.CRD	7.499	GXA083	4.140	GXA086	10.430	LREF	3.7500	IN.
○	90.000	SEMSPN	1.875	AREA	7.038	GXA088	14.890	GXA090	19.400	BREF	3.7500	IN.
						GXA094	25.970	FXA319	25.000	XMRP	24.0000	IN.
						FXA320	30.000	FXA321	35.000	YMRP	.0000	IN.
						FXA322	40.000	FXA323	45.000	ZMRP	.0000	IN.
										SCALE	.0000	

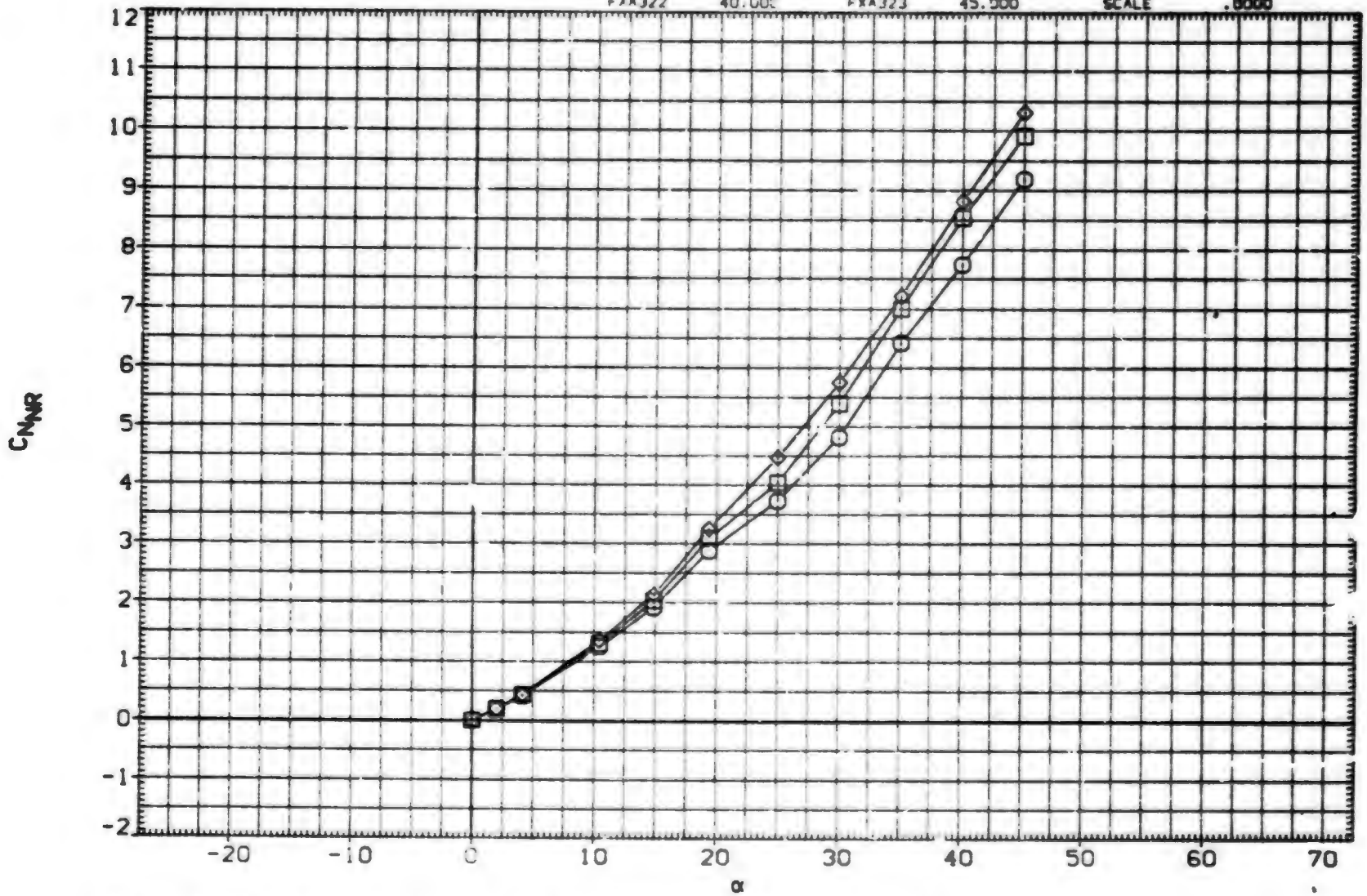

EFFECT OF ANGLE OF ATTACK ON AERODYNAMIC FORCES. B1T14

(GXA080) MDAC 261/WEDC 52 BODY-TAIL. B1T14

SYMBOL	PHI
○	.000
□	15.000
◇	30.000
△	45.000

PARAMETRIC VALUES

MACH	1.000	A.R.	1.000		
LAMBDA	.000	RT.CRD	7.499		
SEMSPN	1.875	AREA	7.030		

DATASET	ALPHA	DATASET	ALPHA
GXA080	.000	GXA082	2.000
GXA083	4.140	GXA086	10.430
GXA088	14.890	GXA090	19.400
GXA094	25.970	FXA319	25.000
FXA320	30.000	FXA321	35.000
FXA322	40.000	FXA323	45.000

REFERENCE INFORMATION

SREF	11.0430	SQ. IN.
LREF	3.7500	IN.
BREF	3.7500	IN.
XMRP	24.0000	IN.
YMRP	.0000	IN.
ZMRP	.0000	IN.
SCALE	.0000	

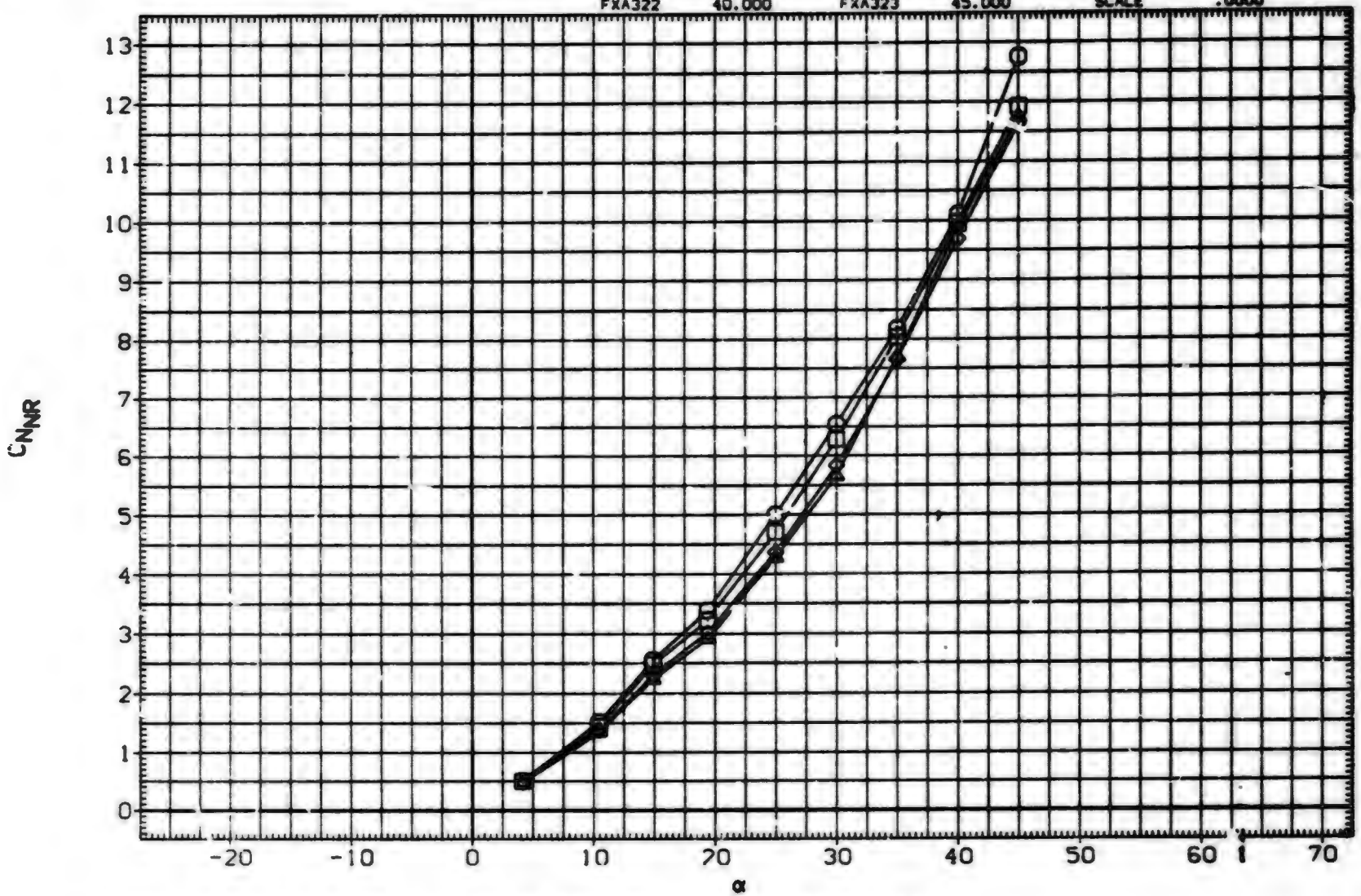

EFFECT OF ANGLE OF ATTACK ON AERODYNAMIC FORCES. B1T14

(GXA080) MDAC 261/AEDC 52 BODY-TAIL. B1T14

SYMBOL	PHI
○	60.000
□	75.000
◇	90.000

PARAMETRIC VALUES

MACH	1.000	A.R.	1.000		
LAMBDA	.000	RT.CRD	7.499		
SEMSPN	1.875	AREA	7.038		

DATASET	ALPHA	DATASET	ALPHA
GXA080	.000	GXA082	2.000
GXA083	4.140	GXA086	10.430
GXA088	14.890	GXA090	19.400
GXA094	23.970	FXA319	23.000
FXA320	30.000	FXA321	35.000
FXA322	40.000	FXA323	45.000

REFERENCE INFORMATION

SREF	11.0450	SQ. IN.
LREF	3.7500	IN.
BREF	3.7500	IN.
XMRP	24.0000	IN.
YMRP	.0000	IN.
ZMRP	.0000	IN.
SCALE	.0000	

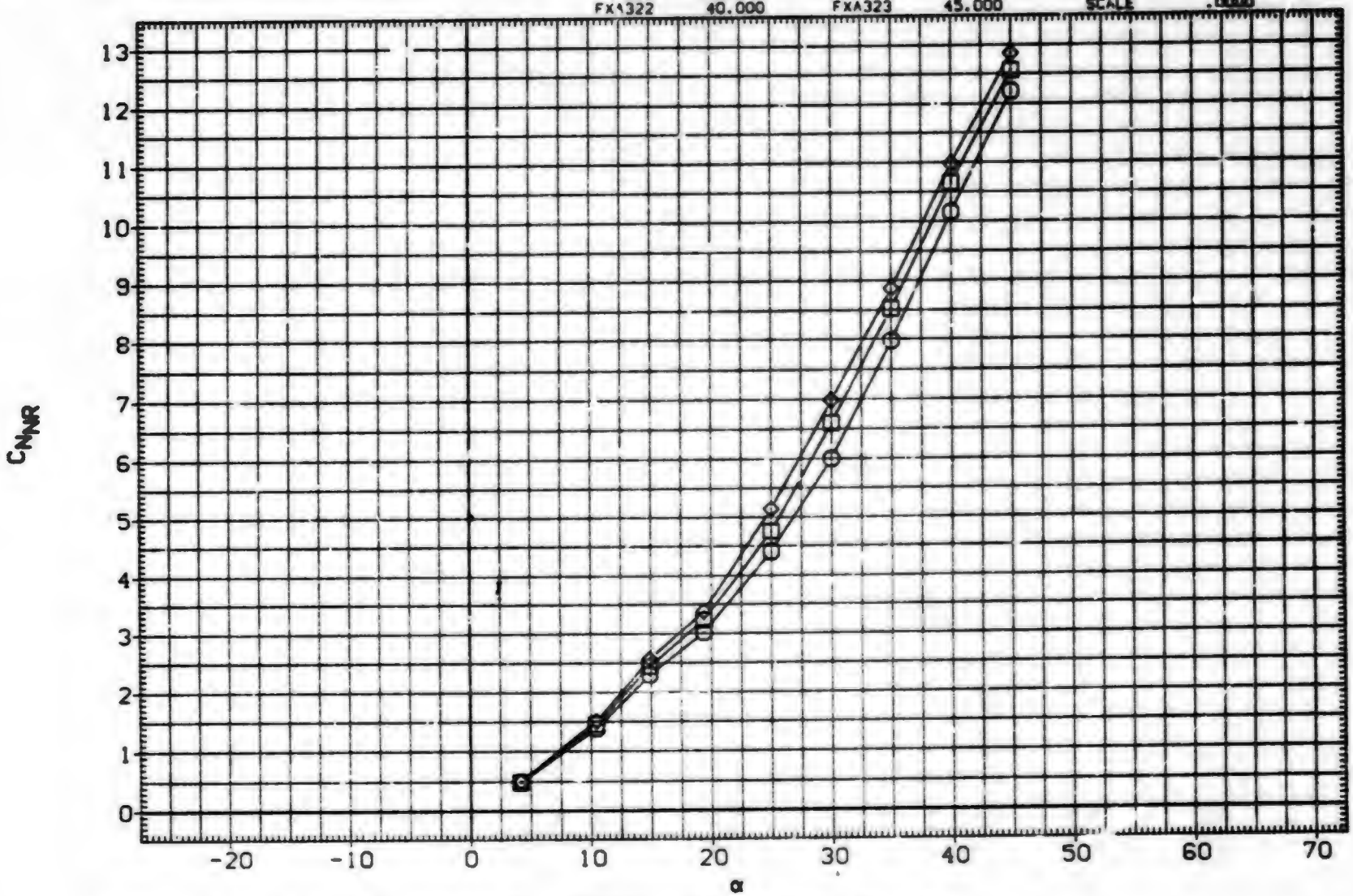

EFFECT OF ANGLE OF ATTACK ON AERODYNAMIC FORCES. B1T14

(GXA080) MDAC 261/AEDC 52 BODY-TAIL, B1T14

SYMBOL	PHI
○	.000
□	15.000
◇	30.000
△	45.000

PARAMETRIC VALUES

MACH	1.200	A.R.	1.000
LAMBDA	.000	RT.CRD	7.499
SEMSPN	1.875	AREA	7.038

DATASET	ALPHA	DATASET	ALPHA
GXA080	.000	GXA082	2.000
GXA083	4.140	GXA086	10.430
GXA088	14.890	GXA090	19.400
GXA094	25.970	FXA319	25.000
FXA320	30.000	FXA321	35.000
FXA322	40.000	FXA323	45.000

REFERENCE INFORMATION

SREF	11.0450	90. IN.
LREF	3.7500	IN.
BREF	3.7500	IN.
XMRP	24.0000	IN.
YMRP	.0000	IN.
ZMRP	.0000	IN.
SCALE	.0000	

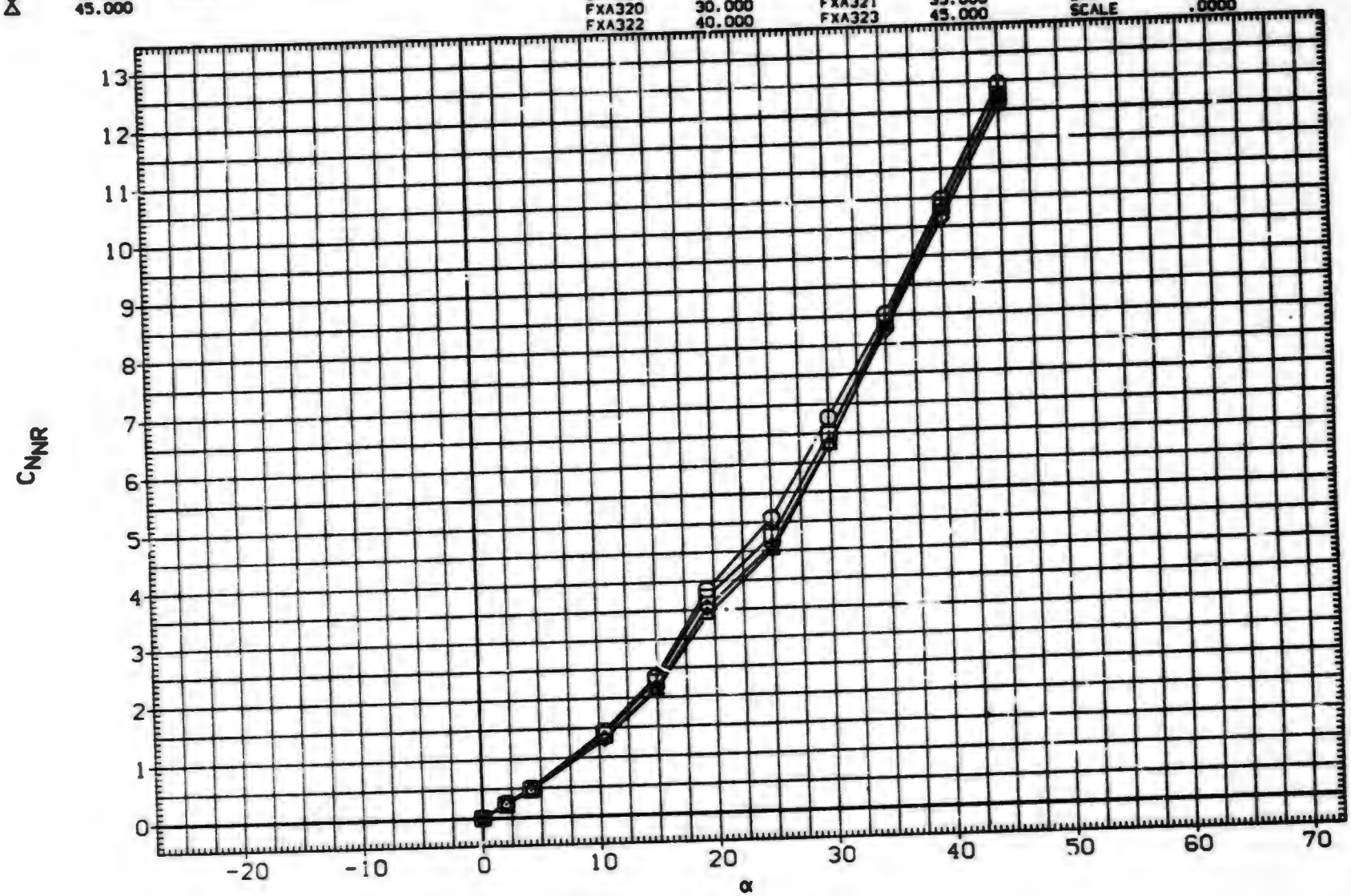

EFFECT OF ANGLE OF ATTACK ON AERODYNAMIC FORCES, B1T14

(GXA080) MDAC 261/AEDC 52 BODY-TAIL, B1T14

SYMBOL	PHI
○	60.000
□	75.000
◇	90.000

PARAMETRIC VALUES

MACH	1.200	A.R.	1.000		
LAMBDA	.000	RT.CRD	7.499		
SEMSPN	1.875	AREA	7.038		

DATASET	ALPHA	DATASET	ALPHA
GXA080	.000	GXA082	2.000
GXA083	4.140	GXA086	10.430
GXA088	14.890	GXA090	19.400
GXA094	25.970	FXA319	25.000
FXA320	30.000	FXA321	35.000
FXA322	40.000	FXA323	45.000

REFERENCE INFORMATION

SREF	11.0450	SQ.IN.
LREF	3.7500	IN.
BREF	3.7500	IN.
XMRP	24.0000	IN.
YMRP	.0000	IN.
ZMRP	.0000	IN.
SCALE	.0000	

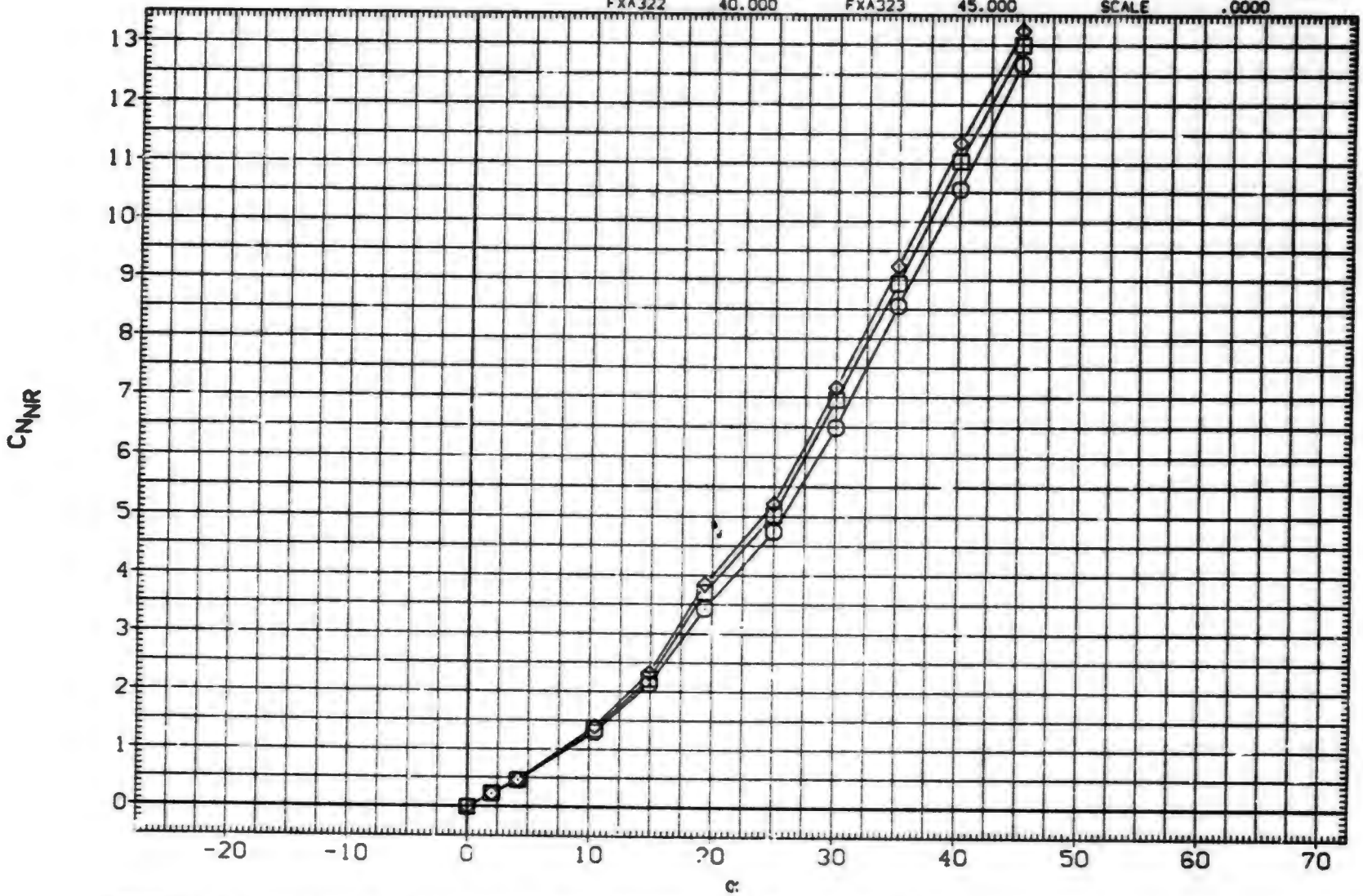

EFFECT OF ANGLE OF ATTACK ON AERODYNAMIC FORCES, B1T14

(GXA080) MDAC 261/AEDC 52 BODY-TAIL. B1T14

SYMBOL	PHI
○	.000
□	15.000
◇	30.000
△	45.000

PARAMETRIC VALUES

MACH	1.760	A.R.	1.000		
LAMBDA	.000	RT.CRD	7.499		
SEMSPN	1.875	AREA	7.038		

DATASET	ALPHA	DATASET	ALPHA
GXA080	.000	GXA082	2.000
GXA083	4.140	GXA086	10.430
GXA088	14.890	GXA090	19.400
GXA094	25.970	FXA319	25.000
FXA320	30.000	FXA321	35.000
FXA322	40.000	FXA323	45.000

REFERENCE INFORMATION

SREF	11.0450	SQ.IN.
LREF	3.7500	IN.
BREF	3.7500	IN.
XMRP	24.0000	IN.
YMRP	.0000	IN.
ZMRP	.0000	IN.
SCALE	.0000	

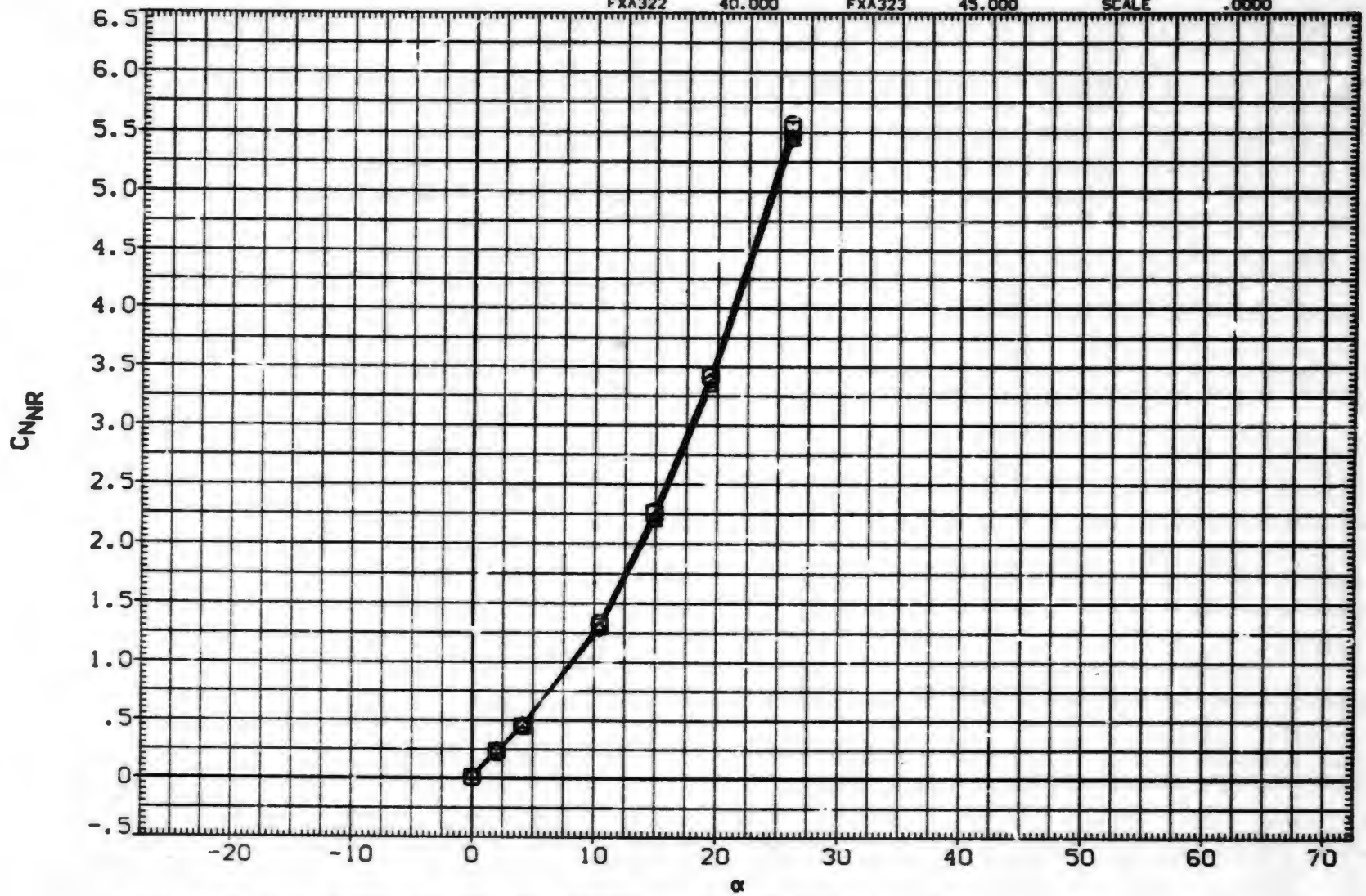

EFFECT OF ANGLE OF ATTACK ON AERODYNAMIC FORCES. B1T14

(GXA080) MDAC 261/AEDC 52 BODY-TAIL, B1T14

SYMBOL	PHI
○	60.000
□	75.000
◇	90.000

PARAMETRIC VALUES

MACH	1.760	A.R.	1.000	
LAMBDA	.000	RT.CRD	7.499	
SEMSPN	1.875	AREA	7.038	

DATASET	ALPHA	DATASET	ALPHA
GXA080	.000	GXA082	2.000
GXA083	4.140	GXA086	10.430
GXA088	14.890	GXA090	19.400
GXA094	25.970	FXA319	25.000
FXA320	30.000	FXA321	35.000
FXA322	40.000	FXA323	45.000

REFERENCE INFORMATION

SREF	11.0450	SQ.IN.
LREF	3.7500	IN.
BREF	3.7500	IN.
XMRP	24.0000	IN.
YMRP	.0000	IN.
ZMRP	.0000	IN.
SCALE	.0000	

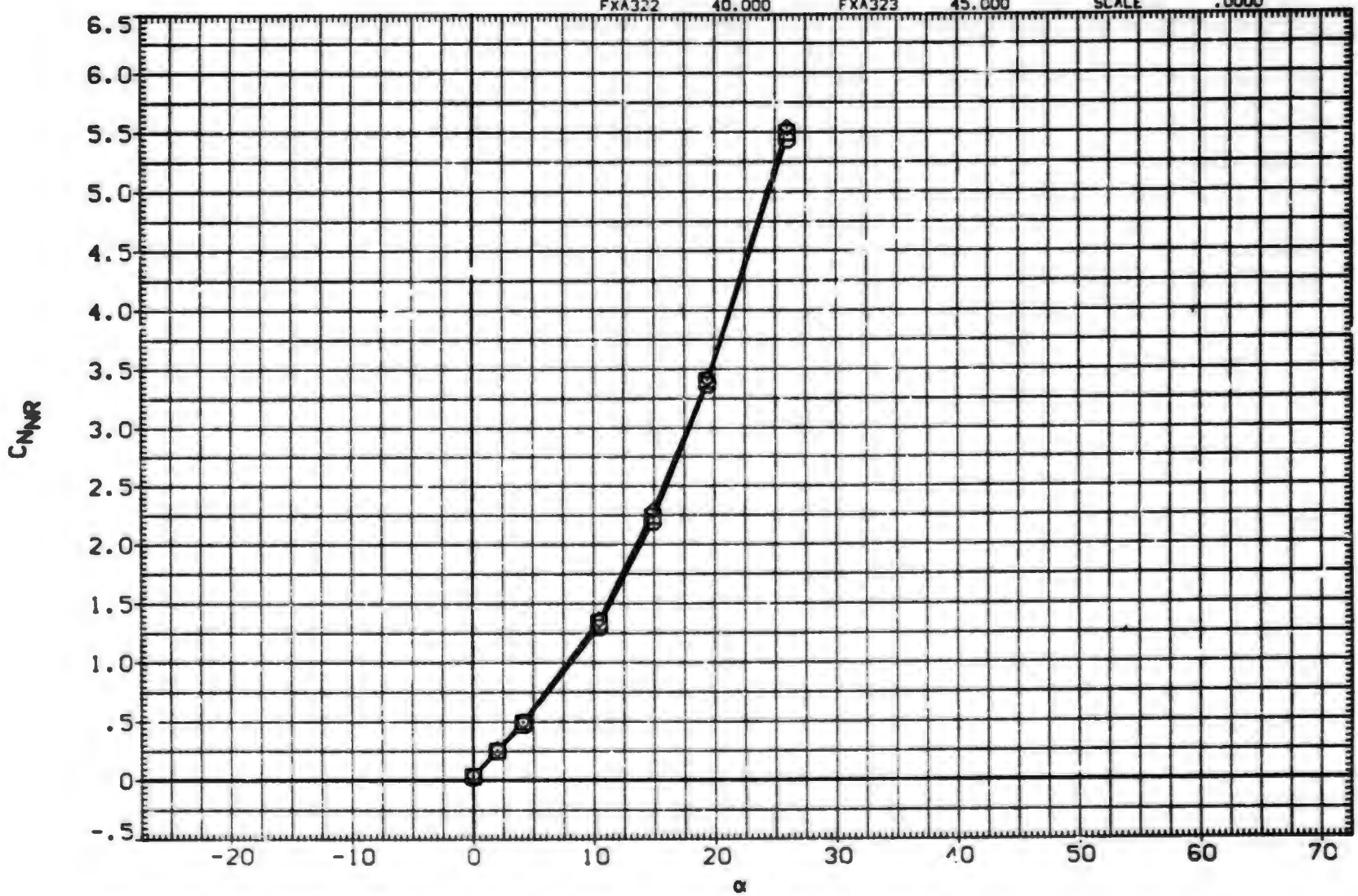

EFFECT OF ANGLE OF ATTACK ON AERODYNAMIC FORCES, B1T14

(HXA080) MDAC 261/AEDC 52 BODY-TAIL. B1T14

SYMBOL	PHI
○	.000
□	15.000
◇	30.000
△	45.000

PARAMETRIC VALUES

MACH	2.000	A.R.	1.000
LAMBDA	.000	RT.CRD	7.499
SEMSPN	1.875	AREA	7.038

DATASET	ALPHA	DATASET	ALPHA
HXA080	.000	HXA082	2.000
HXA083	4.140	HXA086	10.430
HXA088	14.890	HXA090	19.400
HXA094	25.970	FXA097	30.000
FXA099	34.400	FXA102	40.900
FXA105	45.300		

REFERENCE INFORMATION

SREF	11.0450	SQ. IN.
LREF	3.7500	IN.
BREF	3.7500	IN.
XMRP	24.0000	IN.
YMRP	.0000	IN.
ZMRP	.0000	IN.
SCALE	.0000	

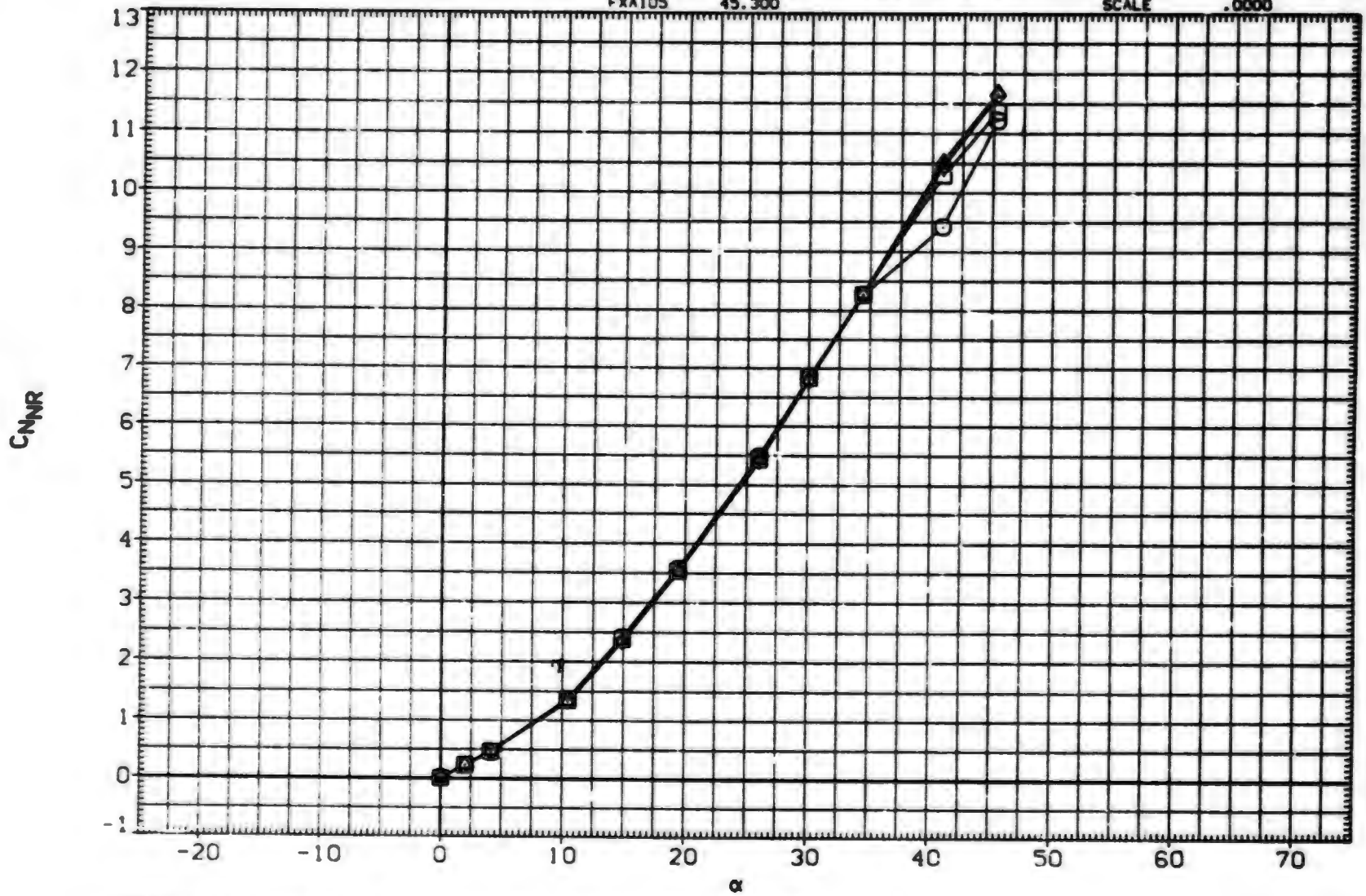

EFFECT OF ANGLE OF ATTACK ON AERODYNAMIC FORCES. B1T14

(HXA080) MDAC 261/AEDC 52 BODY-TAIL. B1T14

SYMBOL	PHI
○	60.000
□	75.000
◇	90.000

PARAMETRIC VALUES

MACH	2.000	A.R.	1.000
LAMBDA	.000	RT.CRD	7.499
SEMSPN	1.875	AREA	7.038

DATASET	ALPHA	DATASET	ALPHA
HXA080	.000	HXA082	2.000
HXA083	4.140	HXA086	10.430
HXA088	14.890	HXA090	19.400
HXA094	25.970	FXA097	30.000
FXA099	34.400	FXA102	40.900
FXA105	45.300		

REFERENCE INFORMATION

SREF	11.0450	SQ. IN.
LREF	3.7500	IN.
BREF	3.7500	IN.
XMRP	24.0000	IN.
YMRP	.0000	IN.
ZMRP	.0000	IN.
SCALE	.0000	

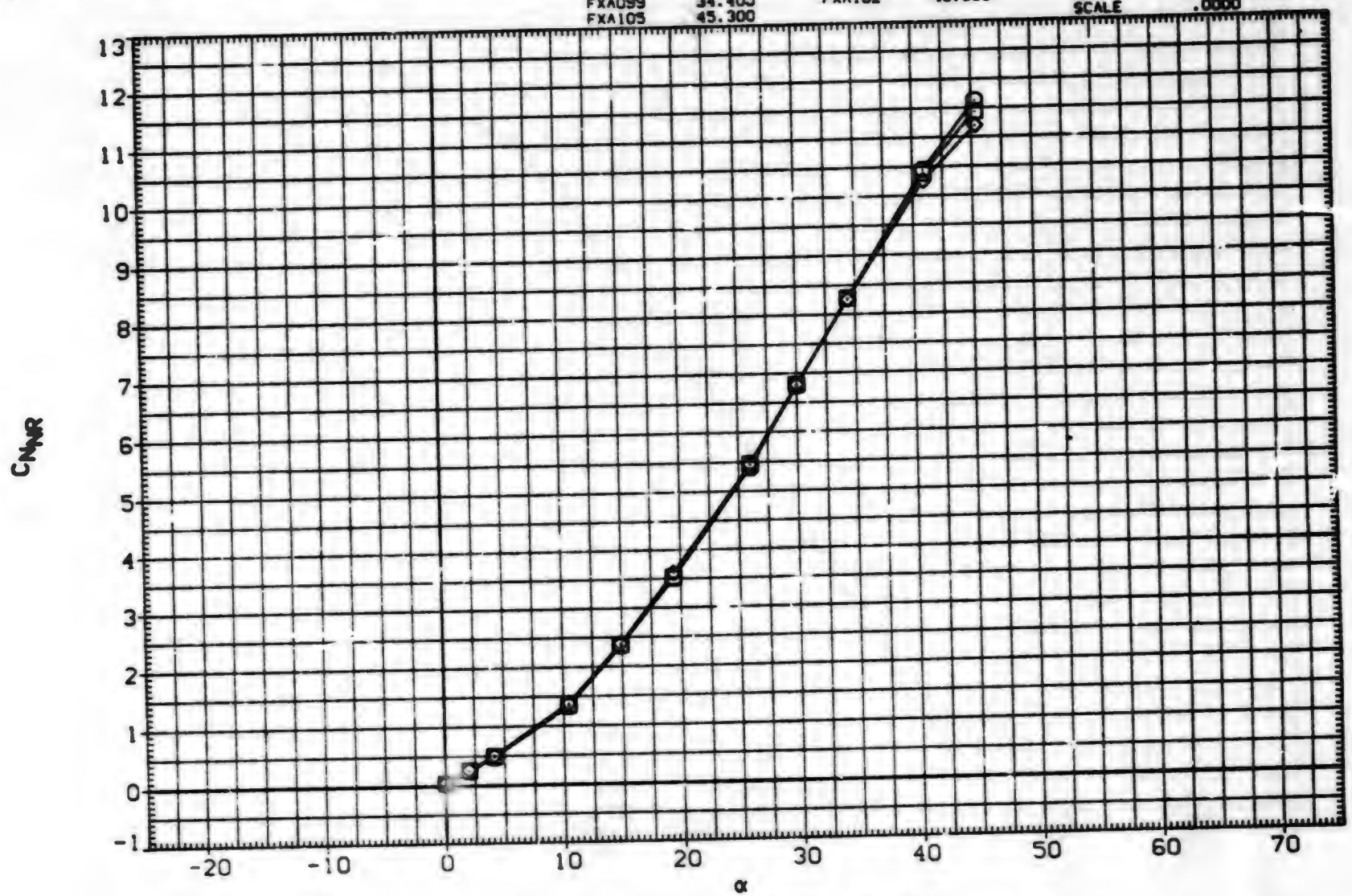

EFFECT OF ANGLE OF ATTACK ON AERODYNAMIC FORCES. B1T14

(HXA080) MDAC 261/AEDC 52 BODY-TAIL. B1T14

SYMBOL	PHI
○	.000
□	15.000
◇	30.000
△	45.000

PARAMETRIC VALUES

MACH	2.500	A.R.	1.000
LAMBDA	.000	RT.CRD	7.499
SEMSPN	1.875	AREA	7.038

DATASET	ALPHA	DATASET	ALPHA
HXA080	.000	HXA082	2.000
HXA083	4.140	HXA086	10.430
HXA088	14.890	HXA090	19.400
HXA094	25.970	FXA097	30.000
FXA099	34.400	FXA102	40.900
FXA105	45.300		

REFERENCE INFORMATION

SREF	11.0450	SQ.IN.
LREF	3.7500	IN.
BREF	3.7500	IN.
XMRP	24.0000	IN.
YMRP	.0000	IN.
ZMRP	.0000	IN.
SCALE	.0000	

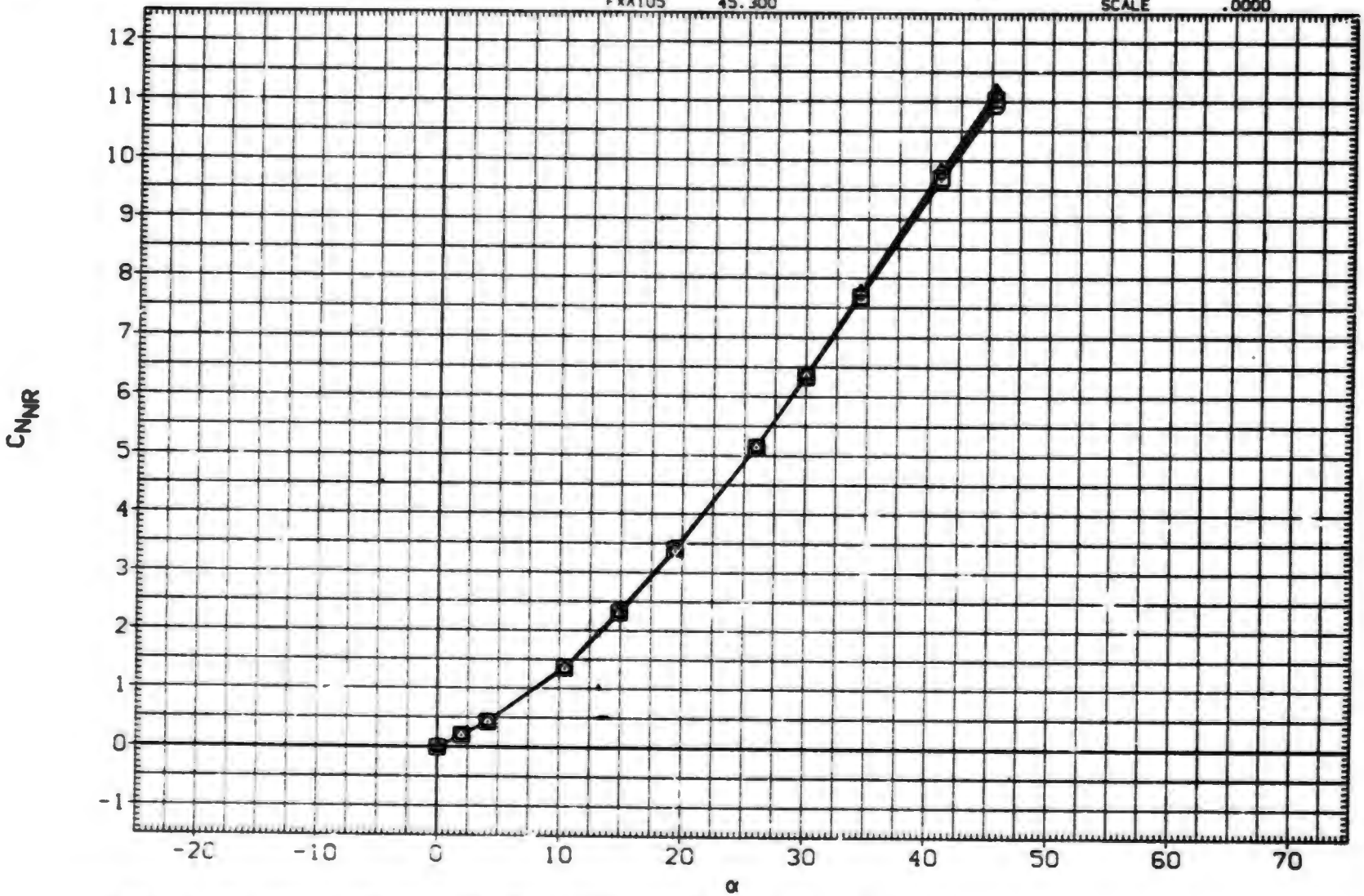

EFFECT OF ANGLE OF ATTACK ON AERODYNAMIC FORCES. B1T14

(HXA080) MDAC 261/AEDC 52 BODY-TAIL. B1T14

SYMBOL	PHI		PARAMETRIC VALUES			DATASET	ALPHA	DATASET	ALPHA
○	60.000	MACH	2.500	A.R.	1.000	HXA080	.000	HXA082	2.000
□	75.000	LAMBDA	.000	RT.CRD	7.499	HXA083	4.140	HXA086	10.430
◇	90.000	SEMSPN	1.875	AREA	7.038	HXA088	14.890	HXA090	19.400
						HXA094	25.970	FXA097	30.000
						FXA099	34.400	FXA102	40.900
						FXA105	45.300		

REFERENCE INFORMATION

SREF	11.0450	SQ.IN.
LREF	3.7500	IN.
BREF	3.7500	IN.
XMRP	24.0000	IN.
YMRP	.0000	IN.
ZMRP	.0000	IN.
SCALE	.0000	

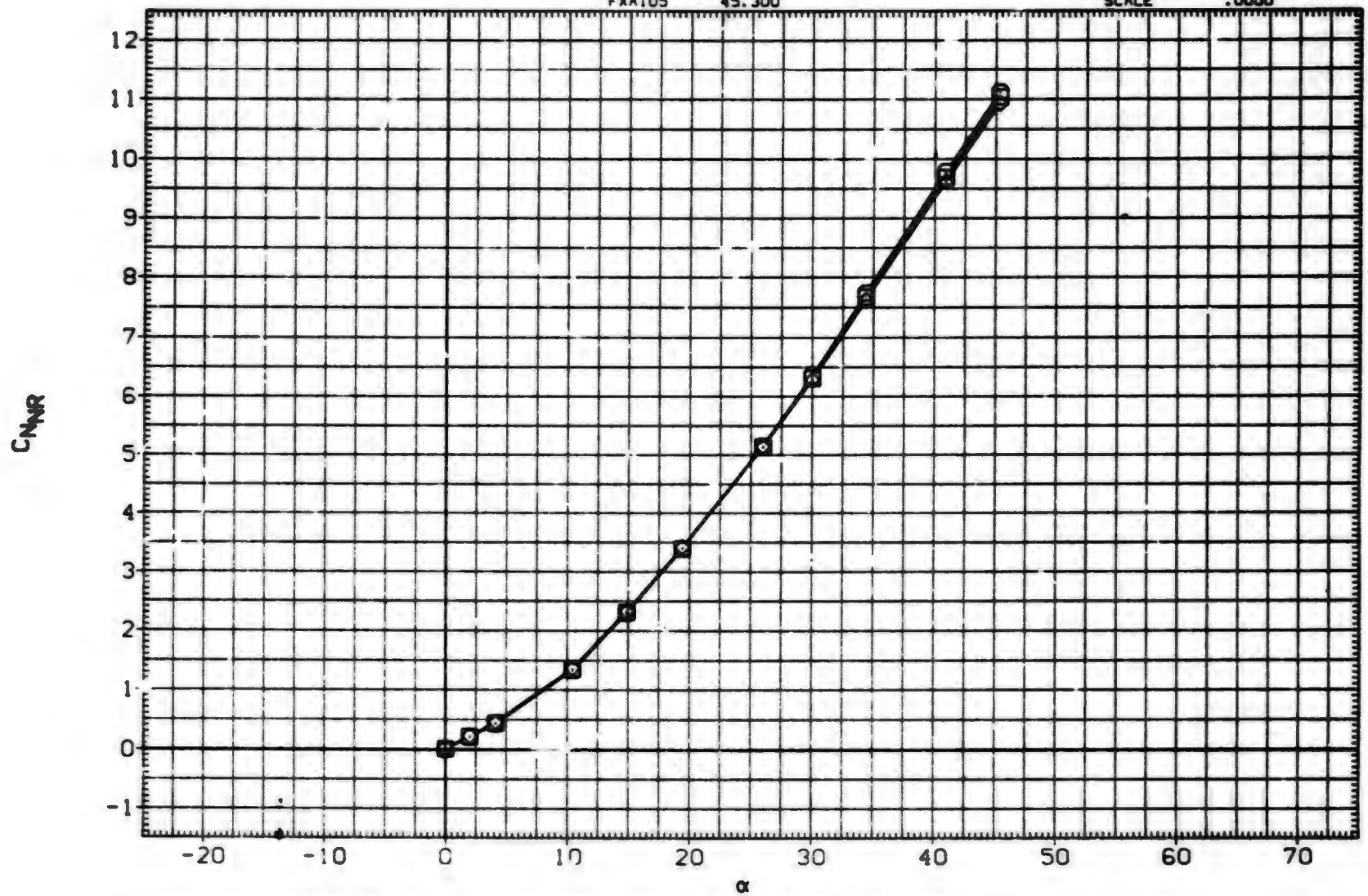

EFFECT OF ANGLE OF ATTACK ON AERODYNAMIC FORCES. B1T14

(HXA080) MDAC 261/AEDC 52 BODY-TAIL. B1T14

SYMBOL	PHI
○	.000
□	15.000
◇	30.000
△	45.000

PARAMETRIC VALUES

MACH	3.010	A.R.	1.000		
LAMBDA	.000	RT.CRD	7.499		
SEMSPN	1.875	AREA	7.038		

DATASET	ALPHA	DATASET	ALPHA
HXA080	.000	HXA082	7.000
HXA083	4.140	HXA086	10.430
HXA088	14.890	HXA090	19.400
HXA094	25.970	FXA097	30.000
FXA099	34.400	FXA102	40.900
FXA105	45.300		

REFERENCE INFORMATION

SREF	11.0450	90.IN.
LREF	3.7500	IN.
BREF	3.7500	IN.
XMRP	24.0000	IN.
YMRP	.0000	IN.
ZMRP	.0000	IN.
SCALE	.0000	

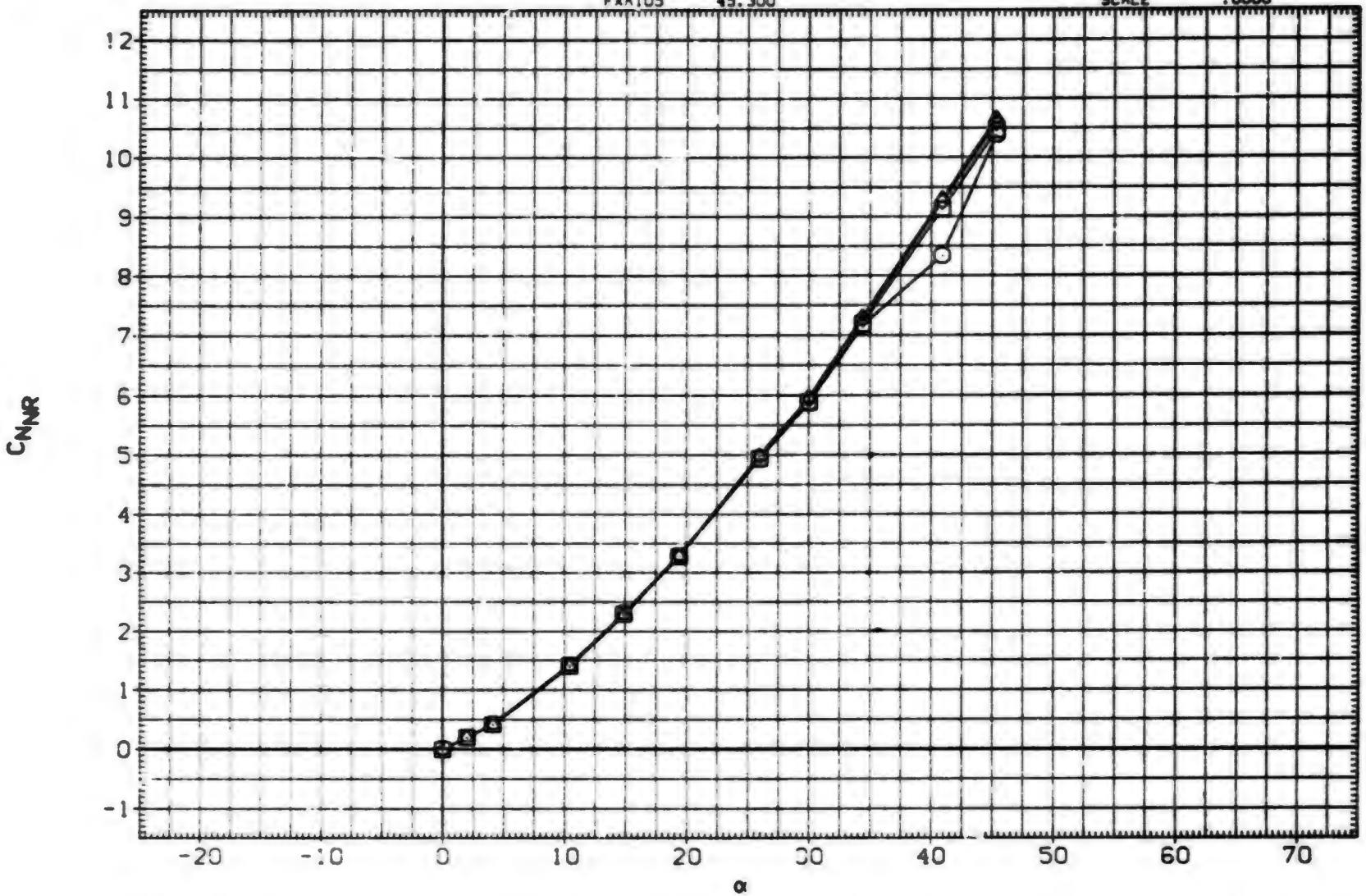

EFFECT OF ANGLE OF ATTACK ON AERODYNAMIC FORCES. B1T14

(HXA080) MDAC 261/AEDC 52 BODY-TAIL. B1T14

SYMBOL	PHI		PARAMETRIC VALUES			DATASET	ALPHA	DATASET	ALPHA
○	60.000	MACH	3.010	A.R.	1.000	HXA080	.000	HXA082	2.000
□	75.000	LAMBDA	.000	RT.CRD	7.499	HXA083	4.140	HXA086	10.430
◇	90.000	SEMSPN	1.875	AREA	7.038	HXA088	14.890	HXA090	19.400
						HXA094	25.970	FXA097	30.000
						FXA099	34.400	FXA102	40.900
						FXA105	45.300		

REFERENCE INFORMATION

SREF	11.0430	SQ. IN.
LREF	3.7500	IN.
BREF	3.7500	IN.
XMRP	24.0000	IN.
YMRP	.0000	IN.
ZMRP	.0000	IN.
SCALE	.0000	

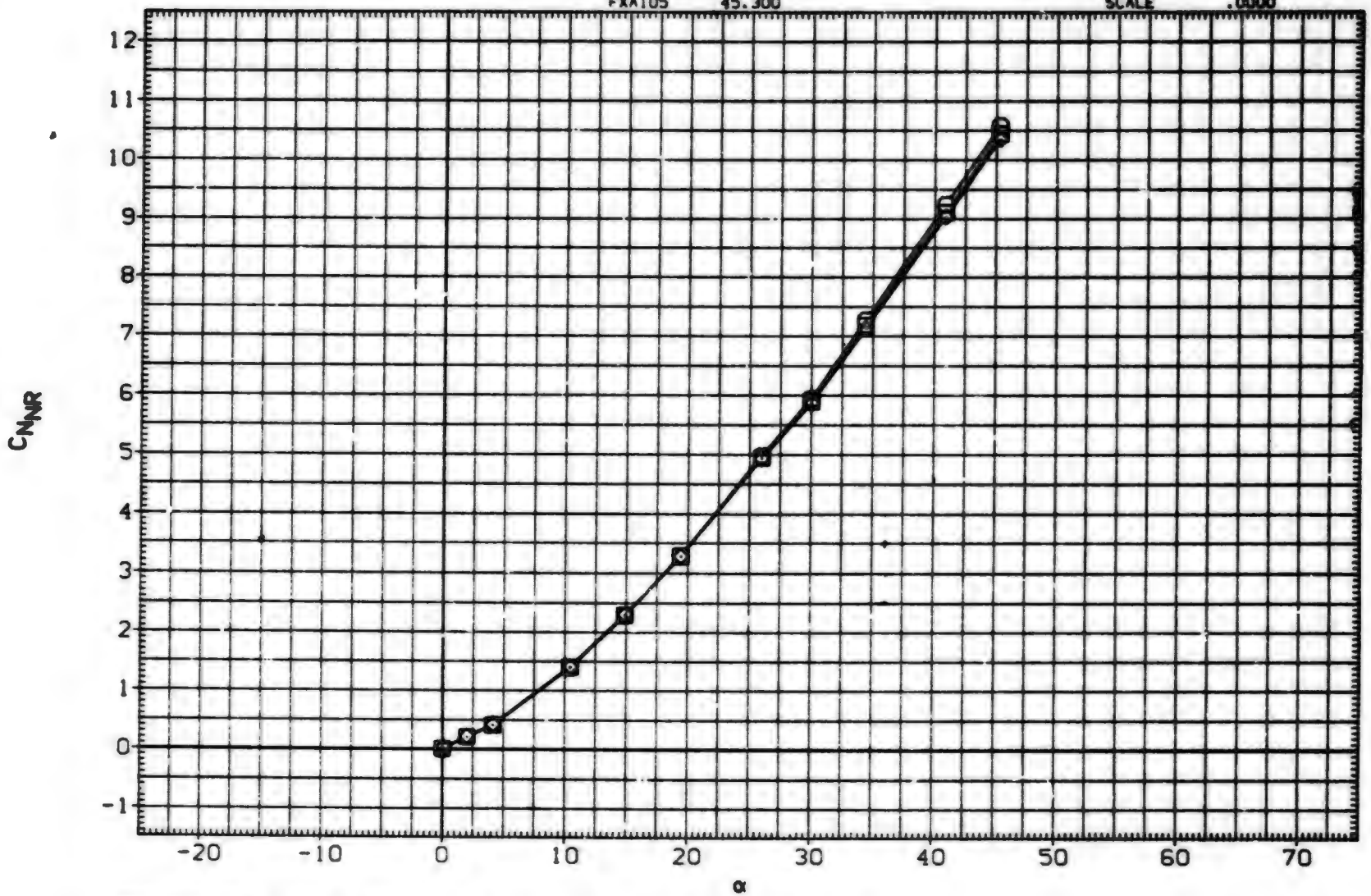

EFFECT OF ANGLE OF ATTACK ON AERODYNAMIC FORCES. B1T14

DATA SET	SYMBOL	CONFIGURATION DESCRIPTION	ALPHA	LAMBDA	RT.CRD	SEMSPN
(SXA080)	○	MDAC 261/AEDC 52 BODY-TAIL. B1T14 (TAIL FIN. T1)	.000	.000	7.499	1.875
(SXA082)	□	MDAC 261/AEDC 52 BODY-TAIL. B1T14 (TAIL FIN. T1)	2.000	.000	7.499	1.875
(SXA083)	◇	MDAC 261/AEDC 52 BODY-TAIL. B1T14 (TAIL FIN. T1)	4.140	.000	7.499	1.875
(SXA086)	◁	MDAC 261/AEDC 52 BODY-TAIL. B1T14 (TAIL FIN. T1)	10.430	.000	7.499	1.875
(SXA088)	▷	MDAC 261/AEDC 52 BODY-TAIL. B1T14 (TAIL FIN. T1)	14.890	.000	7.499	1.875
(SXA090)	△	MDAC 261/AEDC 52 BODY-TAIL. B1T14 (TAIL FIN. T1)	19.400	.000	7.499	1.875

REFERENCE INFORMATION

SREF	7.0380	SQ. IN.
LREF	7.4990	IN.
BREF	1.8750	IN.
XMRP	.6200	IN.
YMRP	.0000	IN.
ZMRP	.0000	IN.
SCALE	.0000	

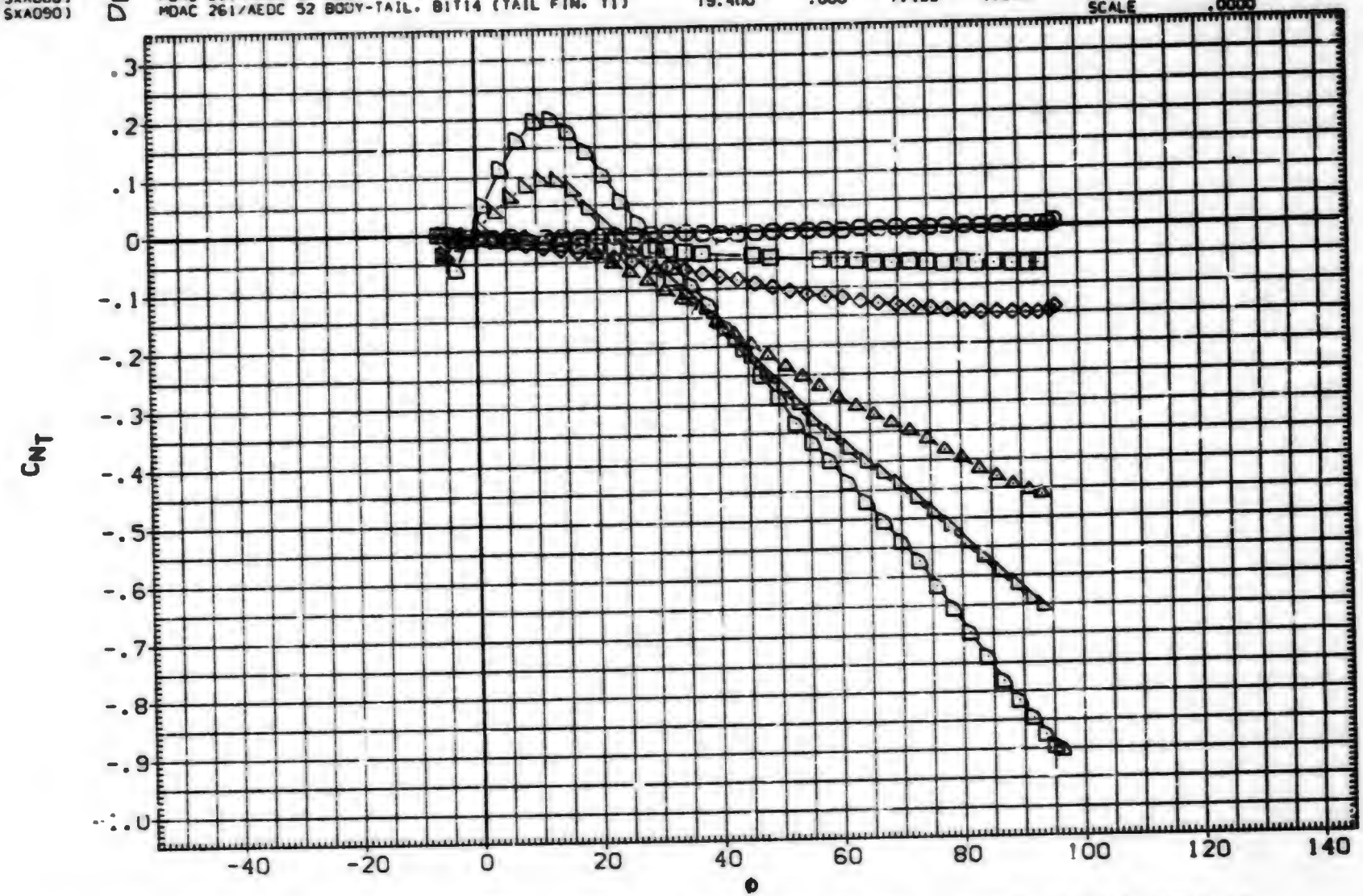

FIN AERODYNAMIC CHARACTERISTICS AS A FUNCTION OF ROLL ANGLE. B1T14 (FIN 1)

(A)MACH = .80

DATA SET	SYMBOL	CONFIGURATION DESCRIPTION	ALPHA	LAMBDA	RT.CRD	SEMSPN
(SXA080)	○	DATA NOT AVAILABLE	.000	.000	7.499	1.875
(SXA082)	□	DATA NOT AVAILABLE	2.000	.000	7.499	1.875
(SXA083)	◇	MDAC 261/AEDC 52 BODY-TAIL. B1T14 (TAIL FIN. T1)	4.140	.000	7.499	1.875
(SXA086)	△	MDAC 261/AEDC 52 BODY-TAIL. B1T14 (TAIL FIN. T1)	10.430	.000	7.499	1.875
(SXA088)	◁	MDAC 261/AEDC 52 BODY-TAIL. B1T14 (TAIL FIN. T1)	14.890	.000	7.499	1.875
(SXA090)	▷	MDAC 261/AEDC 52 BODY-TAIL. B1T14 (TAIL FIN. T1)	19.400	.000	7.499	1.875

REFERENCE INFORMATION

SREF	7.0390	SQ. IN.
LREF	7.4990	IN.
BREF	1.8750	IN.
XMRP	.6200	IN.
YMRP	.0000	IN.
ZMRP	.0000	IN.
SCALE	.0000	

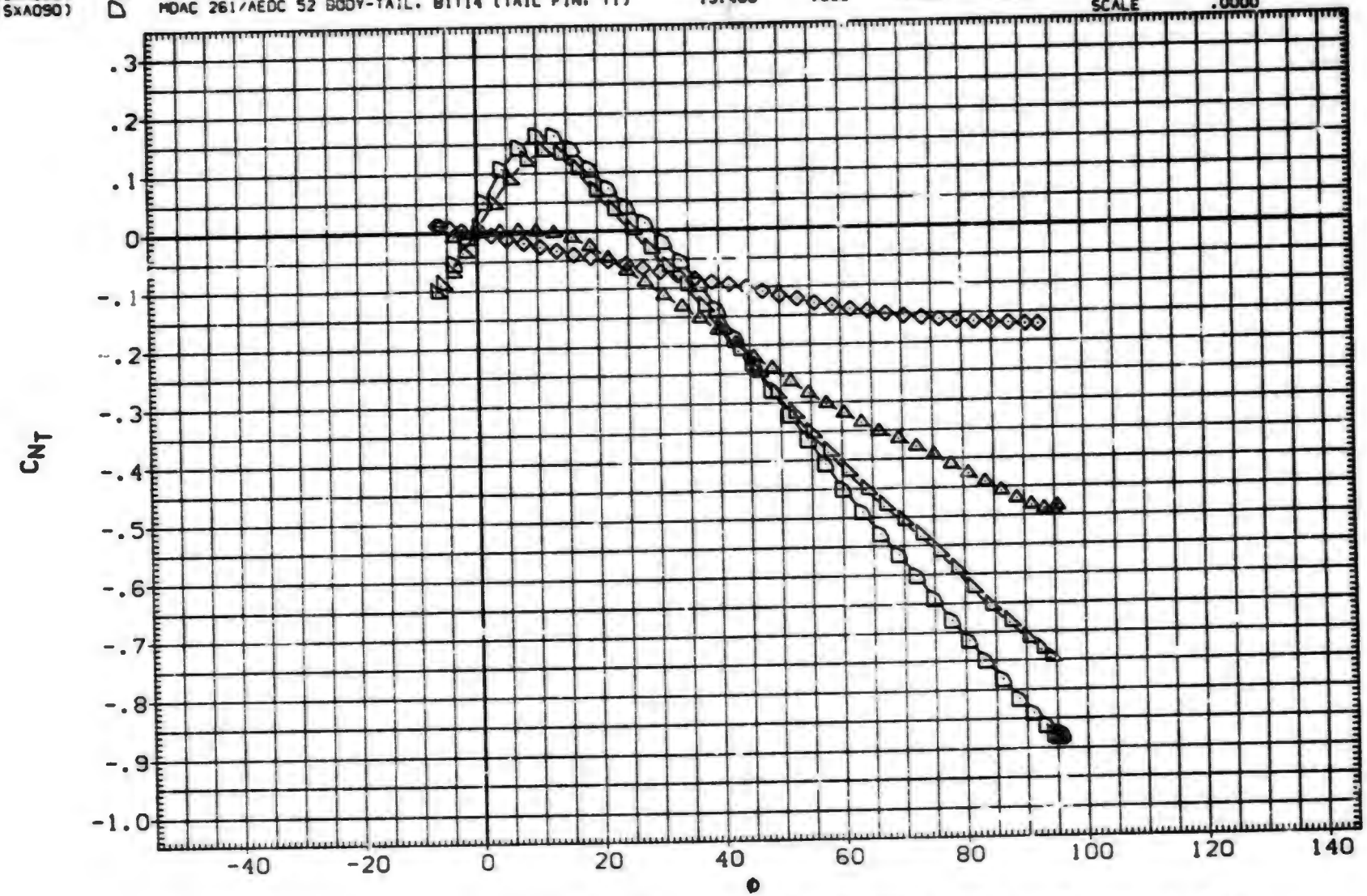

FIN AERODYNAMIC CHARACTERISTICS AS A FUNCTION OF ROLL ANGLE. B1T14 (FIN 1)

(B)MACH = 1.01

DATA SET	SYMBOL	CONFIGURATION DESCRIPTION	ALPHA	LAMBDA	RT.CRD	SEMSPN
(SXA080)	○	MDAC 261/AEDC 52 BODY-TAIL. BIT14 (TAIL FIN. T1)	.000	.000	7.499	1.875
(SXA082)	□	MDAC 261/AEDC 52 BODY-TAIL. BIT14 (TAIL FIN. T1)	2.000	.000	7.499	1.875
(SXA083)	◇	MDAC 261/AEDC 52 BODY-TAIL. BIT14 (TAIL FIN. T1)	4.140	.000	7.499	1.875
(SXA086)	△	MDAC 261/AEDC 52 BODY-TAIL. BIT14 (TAIL FIN. T1)	10.430	.000	7.499	1.875
(SXA086)	◭	DATA NOT AVAILABLE	14.890	.000	7.499	1.875
(SXA090)	◸	DATA NOT AVAILABLE	19.400	.000	7.499	1.875

REFERENCE INFORMATION

SREF	7.0380	SQ. IN.
LREF	7.4990	IN.
BREF	1.8750	IN.
XMRP	.6200	IN.
YMRP	.0000	IN.
ZMRP	.0000	IN.
SCALE	.0000	

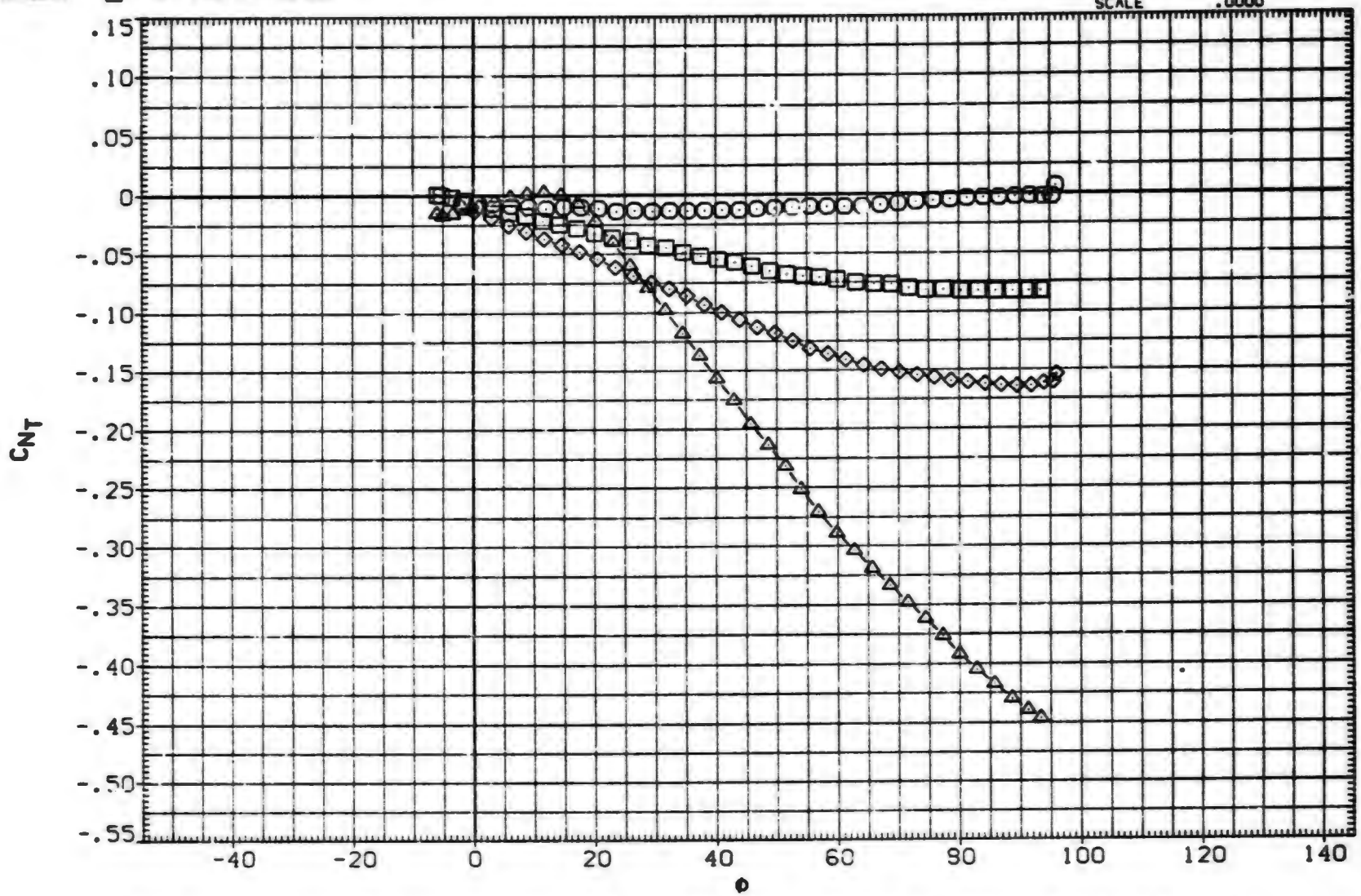

FIN AERODYNAMIC CHARACTERISTICS AS A FUNCTION OF ROLL ANGLE. BIT14 (FIN 1)

(C)MACH = 1.18

DATA SET	SYMBOL	CONFIGURATION DESCRIPTION	ALPHA	LAMBDA	RT.CRD	SEMSPN
(SXA080)	○	DATA NOT AVAILABLE	.000	.000	7.499	1.875
(SXA082)	□	DATA NOT AVAILABLE	2.000	.000	7.499	1.875
(SXA083)	◇	DATA NOT AVAILABLE	4.140	.000	7.499	1.875
(SXA086)	△	DATA NOT AVAILABLE	10.430	.000	7.499	1.875
(SXA088)	◁	MDAC 261/AEDC 52 BODY-TAIL. BIT14 (TAIL FIN. T1)	14.890	.000	7.499	1.875
(SXA090)	▷	MDAC 261/AEDC 52 BODY-TAIL. BIT14 (TAIL FIN. T1)	19.400	.000	7.499	1.875

REFERENCE INFORMATION		
SREF	7.0380	SQ.IN.
LREF	7.4990	IN.
BREF	1.8750	IN.
XMRP	.6200	IN.
YMRP	.0000	IN.
ZMRP	.0000	IN.
SCALE	.0000	

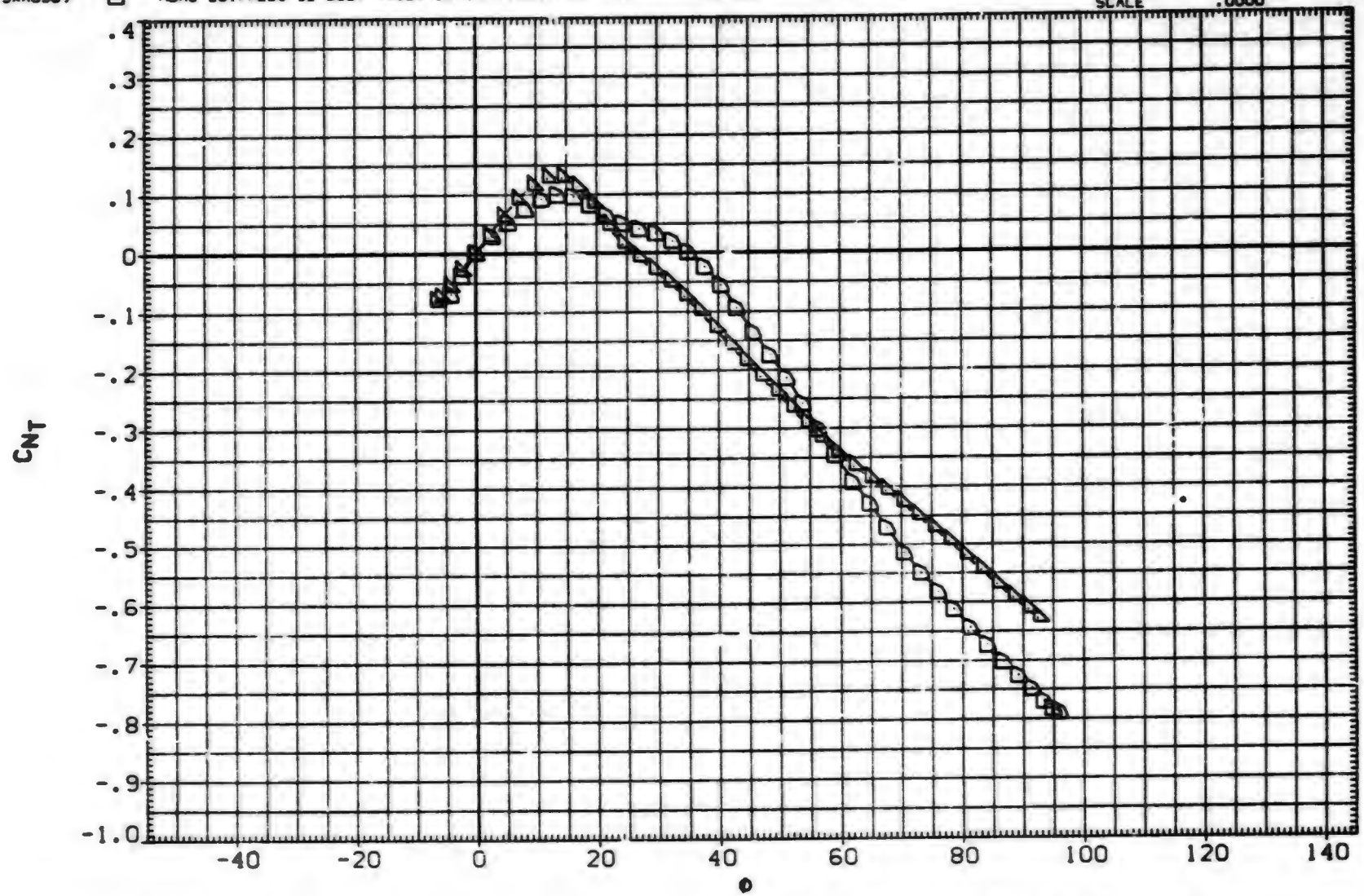

FIN AERODYNAMIC CHARACTERISTICS AS A FUNCTION OF ROLL ANGLE. BIT14 (FIN 1)

(D)MACH = 1.22

DATA SET	SYMBOL	CONFIGURATION DESCRIPTION	ALPHA	LAMBDA	RT.CRD	SEMSPN
(SXA080)	○	MDAC 261/AEDC 52 BODY-TAIL. B1T14 (TAIL FIN. T1)	.000	.000	7.499	1.875
(SXA082)	□	MDAC 261/AEDC 52 BODY-TAIL. B1T14 (TAIL FIN. T1)	2.000	.000	7.499	1.875
(SXA083)	◇	MDAC 261/AEDC 52 BODY-TAIL. B1T14 (TAIL FIN. T1)	4.140	.000	7.499	1.875
(SXA086)	△	MDAC 261/AEDC 52 BODY-TAIL. B1T14 (TAIL FIN. T1)	10.430	.000	7.499	1.875
(SXA088)	△	MDAC 261/AEDC 52 BODY-TAIL. B1T14 (TAIL FIN. T1)	14.890	.000	7.499	1.875
(SXA090)	D	MDAC 261/AEDC 52 BODY-TAIL. B1T14 (TAIL FIN. T1)	19.400	.000	7.499	1.875

REFERENCE INFORMATION

SREF	7.0380	SQ.IN.
LREF	7.4990	IN.
BREF	1.8750	IN.
XMRP	.6200	IN.
YMRP	.0000	IN.
ZMRP	.0000	IN.
SCALE	.0000	

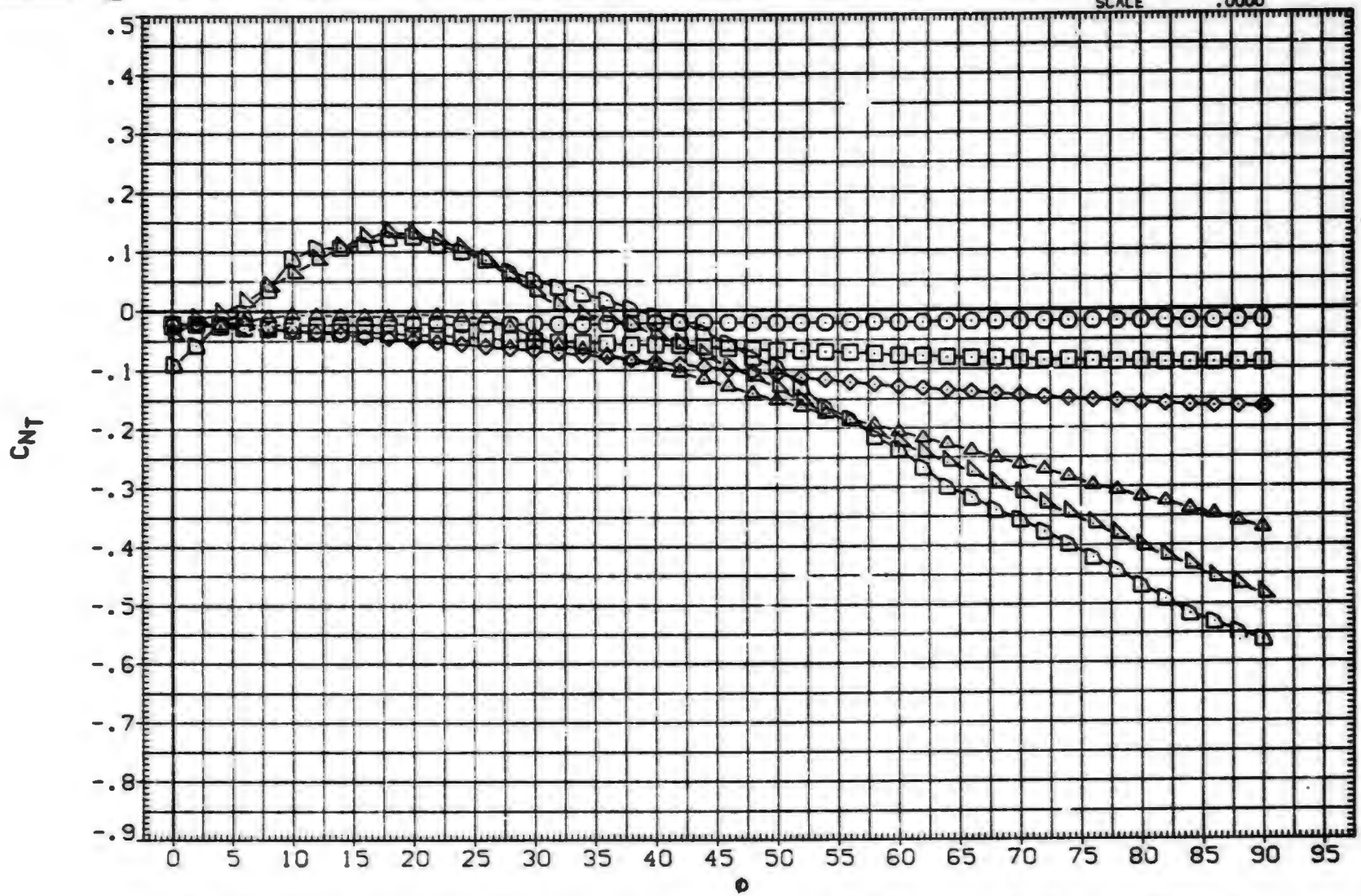

FIN AERODYNAMIC CHARACTERISTICS AS A FUNCTION OF ROLL ANGLE. B1T14 (FIN 1)

(E)MACH = 1.76

DATA SET	SYMBOL	CONFIGURATION DESCRIPTION	ALPHA	LAMBDA	RT.CRD	SEMSPN
(SXA080)	○	MDAC 261/AEDC 52 BODY-TAIL. B1T14 (TAIL FIN. T1)	.000	.000	7.499	1.875
(SXA082)	□	MDAC 261/AEDC 52 BODY-TAIL. B1T14 (TAIL FIN. T1)	2.000	.000	7.499	1.875
(SXA083)	◇	MDAC 261/AEDC 52 BODY-TAIL. B1T14 (TAIL FIN. T1)	4.140	.000	7.499	1.875
(SXA086)	△	MDAC 261/AEDC 52 BODY-TAIL. B1T14 (TAIL FIN. T1)	10.430	.000	7.499	1.875
(SXA088)	◁	MDAC 261/AEDC 52 BODY-TAIL. B1T14 (TAIL FIN. T1)	14.890	.000	7.499	1.875
(SXA090)	D	MDAC 261/AEDC 52 BODY-TAIL. B1T14 (TAIL FIN. T1)	19.400	.000	7.499	1.875

REFERENCE INFORMATION		
SREF	7.0380	SQ.IN.
LREF	7.4990	IN.
BREF	1.8750	IN.
XMRP	.6200	IN.
YMRP	.0000	IN.
ZMRP	.0000	IN.
SCALE	.0000	

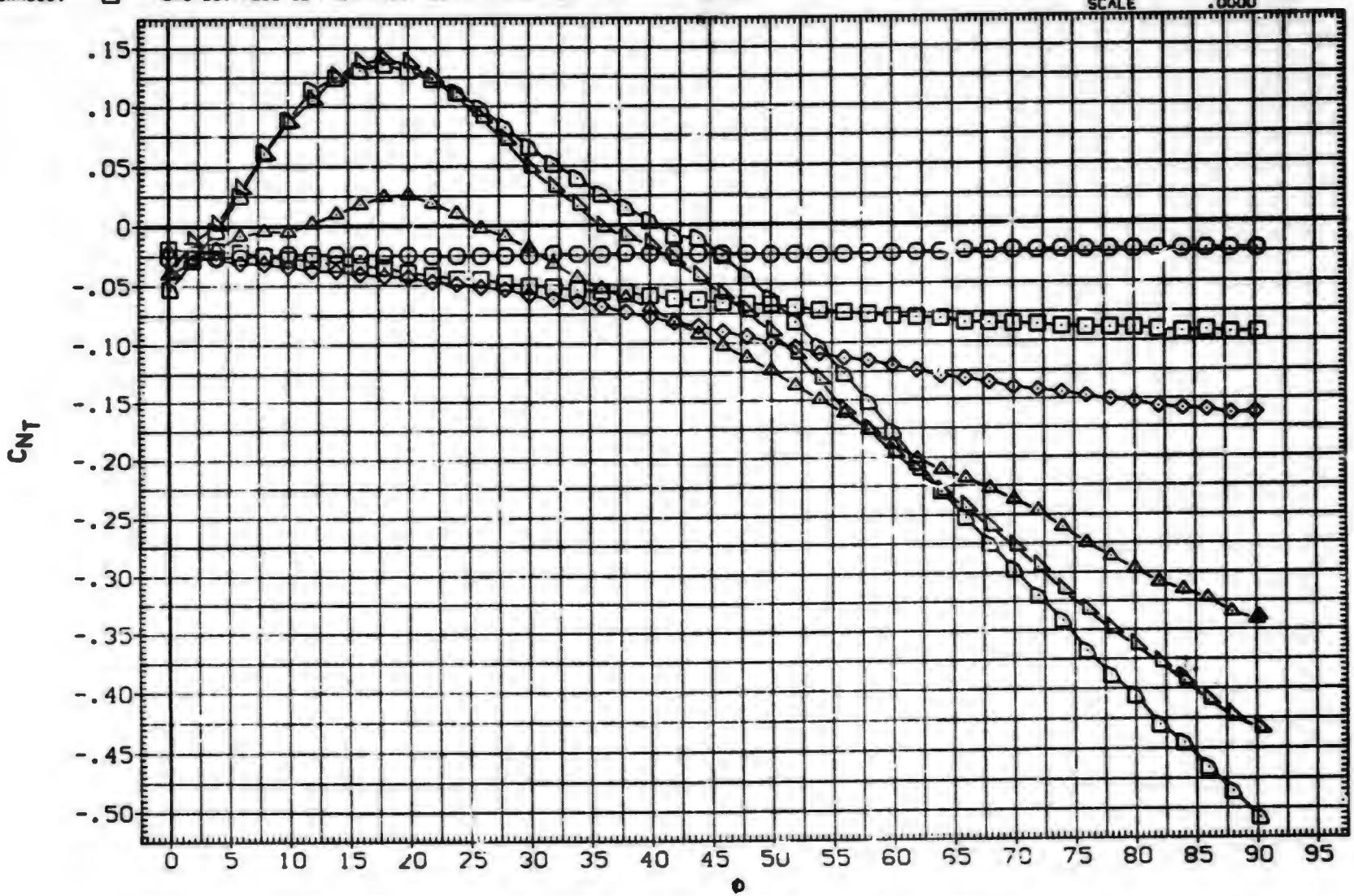

FIN AERODYNAMIC CHARACTERISTICS AS A FUNCTION OF ROLL ANGLE. B1T14 (FIN 1)

(F)MACH = 2.00

DATA SET	SYMBOL	CONFIGURATION DESCRIPTION	ALPHA	LAMBDA	RT.CRD	SEMSPN
(SXA080)	○	MDAC 261/AEDC 52 BODY-TAIL. B1T14 (TAIL FIN. T1)	.000	.000	7.499	1.875
(SXA082)	□	MDAC 261/AEDC 52 BODY-TAIL. B1T14 (TAIL FIN. T1)	2.000	.000	7.499	1.875
(SXA083)	◇	MDAC 261/AEDC 52 BODY-TAIL. B1T14 (TAIL FIN. T1)	4.140	.000	7.499	1.875
(SXA086)	△	MDAC 261/AEDC 52 BODY-TAIL. B1T14 (TAIL FIN. T1)	10.430	.000	7.499	1.875
(SXA088)	◺	MDAC 261/AEDC 52 BODY-TAIL. B1T14 (TAIL FIN. T1)	14.990	.000	7.499	1.875
(SXA090)	◸	MDAC 261/AEDC 52 BODY-TAIL. B1T14 (TAIL FIN. T1)	19.400	.000	7.499	1.875

REFERENCE INFORMATION		
SREF	7.0380	SQ. IN.
LREF	7.4990	IN.
BREF	1.8750	IN.
XMRP	.6200	IN.
YMRP	.0000	IN.
ZMRP	.0000	IN.
SCALE	.0000	

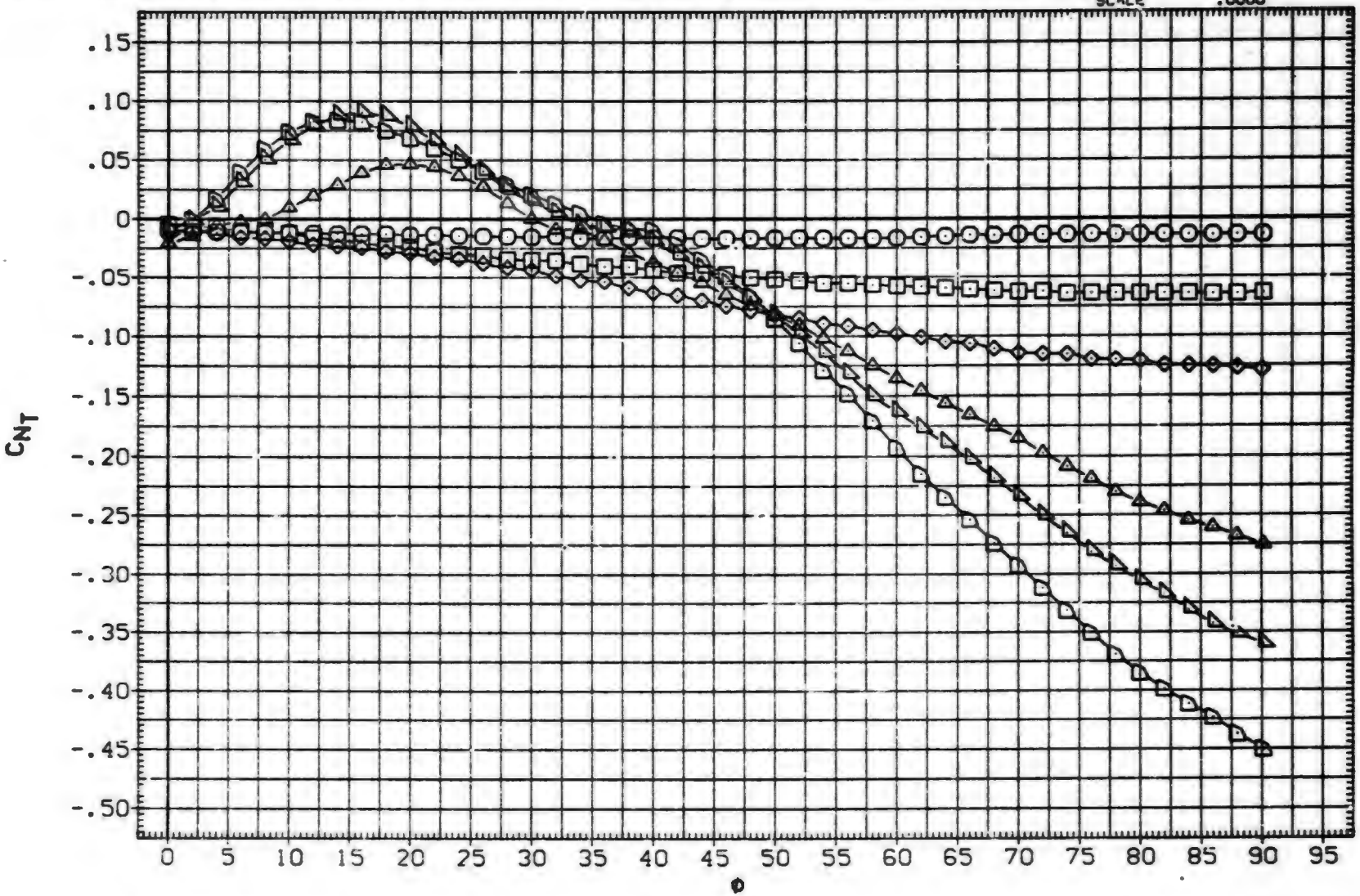

FIN AERODYNAMIC CHARACTERISTICS AS A FUNCTION OF ROLL ANGLE, B1T14 (FIN 1)

(G)MACH = 2.50

DATA SET	SYMBOL	CONFIGURATION DESCRIPTION	ALPHA	LAMBDA	RT.CRD	SEMSPN
(SXA080)	○	MDAC 261/AEDC 52 BODY-TAIL. BIT14 (TAIL FIN. T1)	.000	.000	7.499	1.875
(SXA082)	□	MDAC 261/AEDC 52 BODY-TAIL. BIT14 (TAIL FIN. T1)	2.000	.000	7.499	1.875
(SXA083)	◇	MDAC 261/AEDC 52 BODY-TAIL. BIT14 (TAIL FIN. T1)	4.140	.000	7.499	1.875
(SXA086)	△	MDAC 261/AEDC 52 BODY-TAIL. BIT14 (TAIL FIN. T1)	10.430	.000	7.499	1.875
(SXA088)	◭	MDAC 261/AEDC 52 BODY-TAIL. BIT14 (TAIL FIN. T1)	14.890	.000	7.499	1.875
(SXA090)	◺	MDAC 261/AEDC 52 BODY-TAIL. BIT14 (TAIL FIN. T1)	19.400	.000	7.499	1.875

REFERENCE INFORMATION		
SREF	7.0380	SQ. IN.
LREF	7.4990	IN.
BREF	1.8750	IN.
XMRP	.6200	IN.
YMRP	.0000	IN.
ZMRP	.0000	IN.
SCALE	.0000	

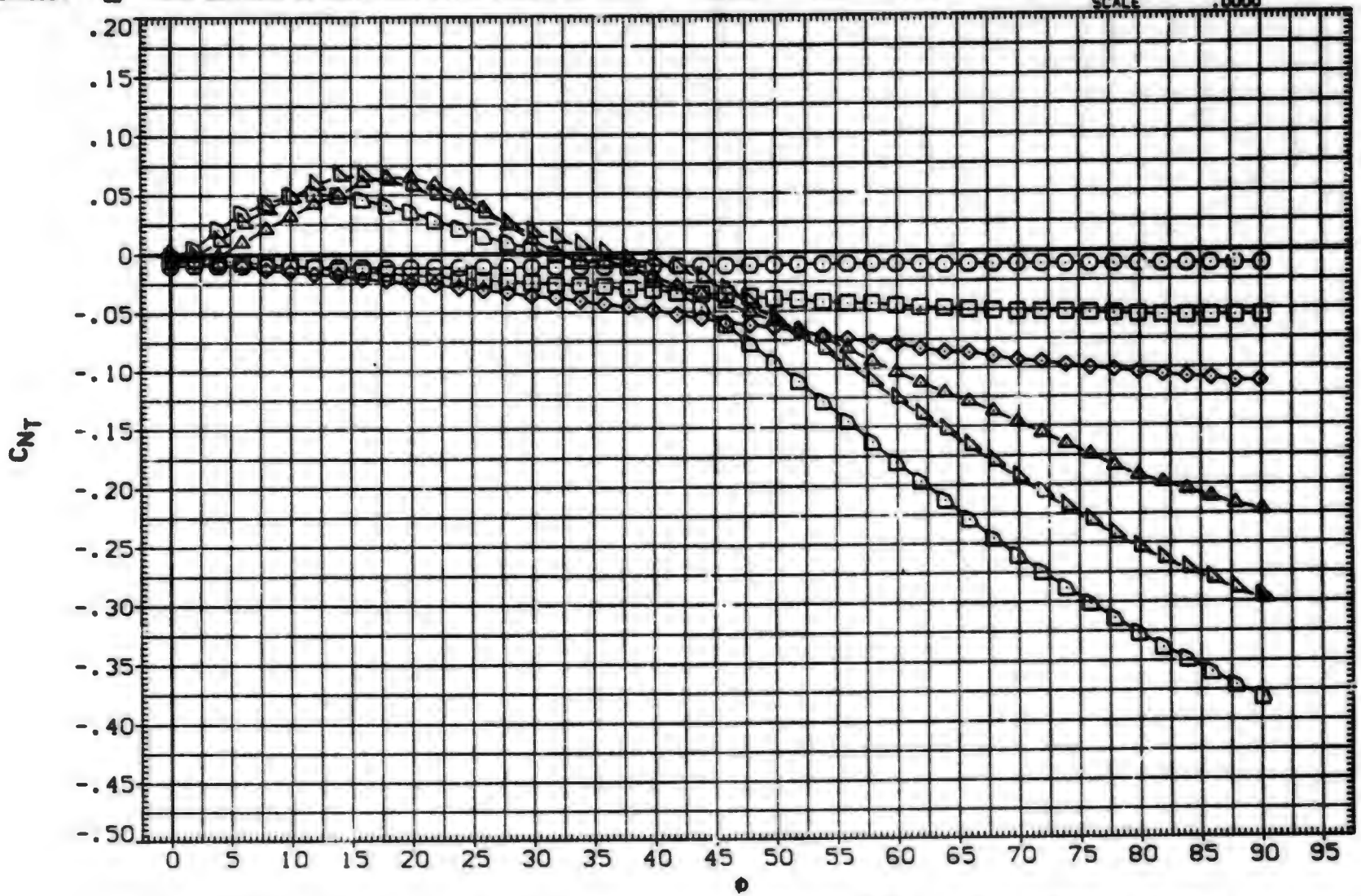

FIN AERODYNAMIC CHARACTERISTICS AS A FUNCTION OF ROLL ANGLE. BIT14 (FIN 1)

(H)MACH = 3.01

DATA SET	SYMBOL	CONFIGURATION DESCRIPTION	ALPHA	LAMBDA	RT.CRD	SEMSPN
(SXA080)	○	MDAC 261/AEDC 52 BODY-TAIL. B1T14 (TAIL FIN. T1)	.000	.000	7.499	1.875
(SXA082)	□	MDAC 261/AEDC 52 BODY-TAIL. B1T14 (TAIL FIN. T1)	2.000	.000	7.499	1.875
(SXA083)	◇	MDAC 261/AEDC 52 BODY-TAIL. B1T14 (TAIL FIN. T1)	4.140	.000	7.499	1.875
(SXA086)	△	MDAC 261/AEDC 52 BODY-TAIL. B1T14 (TAIL FIN. T1)	10.430	.000	7.499	1.875
(SXA088)	◁	MDAC 261/AEDC 52 BODY-TAIL. B1T14 (TAIL FIN. T1)	14.890	.000	7.499	1.875
(SXA090)	D	MDAC 261/AEDC 52 BODY-TAIL. B1T14 (TAIL FIN. T1)	19.400	.000	7.499	1.875

REFERENCE INFORMATION		
SREF	7.0390	SQ.IN.
LREF	7.4990	IN.
BREF	1.8750	IN.
XMRP	.6200	IN.
YMRP	.0000	IN.
ZMRP	.0000	IN.
SCALE	.0000	

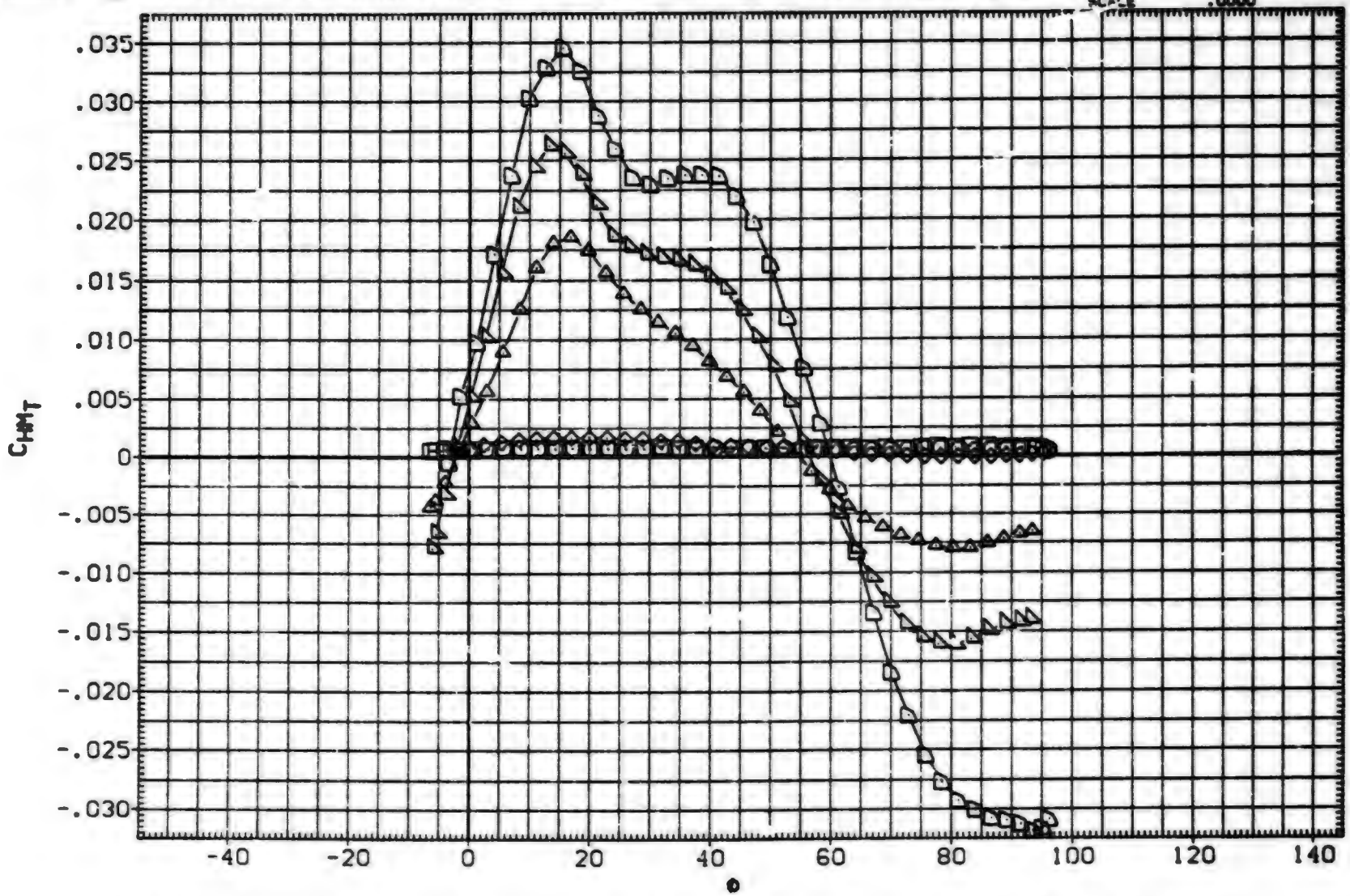

FIN AERODYNAMIC CHARACTERISTICS AS A FUNCTION OF ROLL ANGLE. B1T14 (FIN 1)

(A)MACH = .80

DATA SET	SYMBOL	CONFIGURATION DESCRIPTION	ALPHA	LAMBDA	RT.CRD	SEMSPN
(SXA080)	○	DATA NOT AVAILABLE	.000	.000	7.499	1.875
(SXA082)	□	DATA NOT AVAILABLE	2.000	.000	7.499	1.875
(SXA083)	◇	MDAC 261/AEDC 52 BODY-TAIL. B1T14 (TAIL FIN. T1)	4.140	.000	7.499	1.875
(SXA086)	◁	MDAC 261/AEDC 52 BODY-TAIL. B1T14 (TAIL FIN. T1)	10.430	.000	7.499	1.875
(SXA088)	△	MDAC 261/AEDC 52 BODY-TAIL. B1T14 (TAIL FIN. T1)	14.890	.000	7.499	1.875
(SXA090)	D	MDAC 261/AEDC 52 BODY-TAIL. B1T14 (TAIL FIN. T1)	19.400	.000	7.499	1.875

REFERENCE INFORMATION

SREF	7.0380	SQ.IN.
LREF	7.4990	IN.
BREF	1.8750	IN.
XMRP	.6200	IN.
YMRP	.0000	IN.
ZMRP	.0000	IN.
SCALE	.0000	

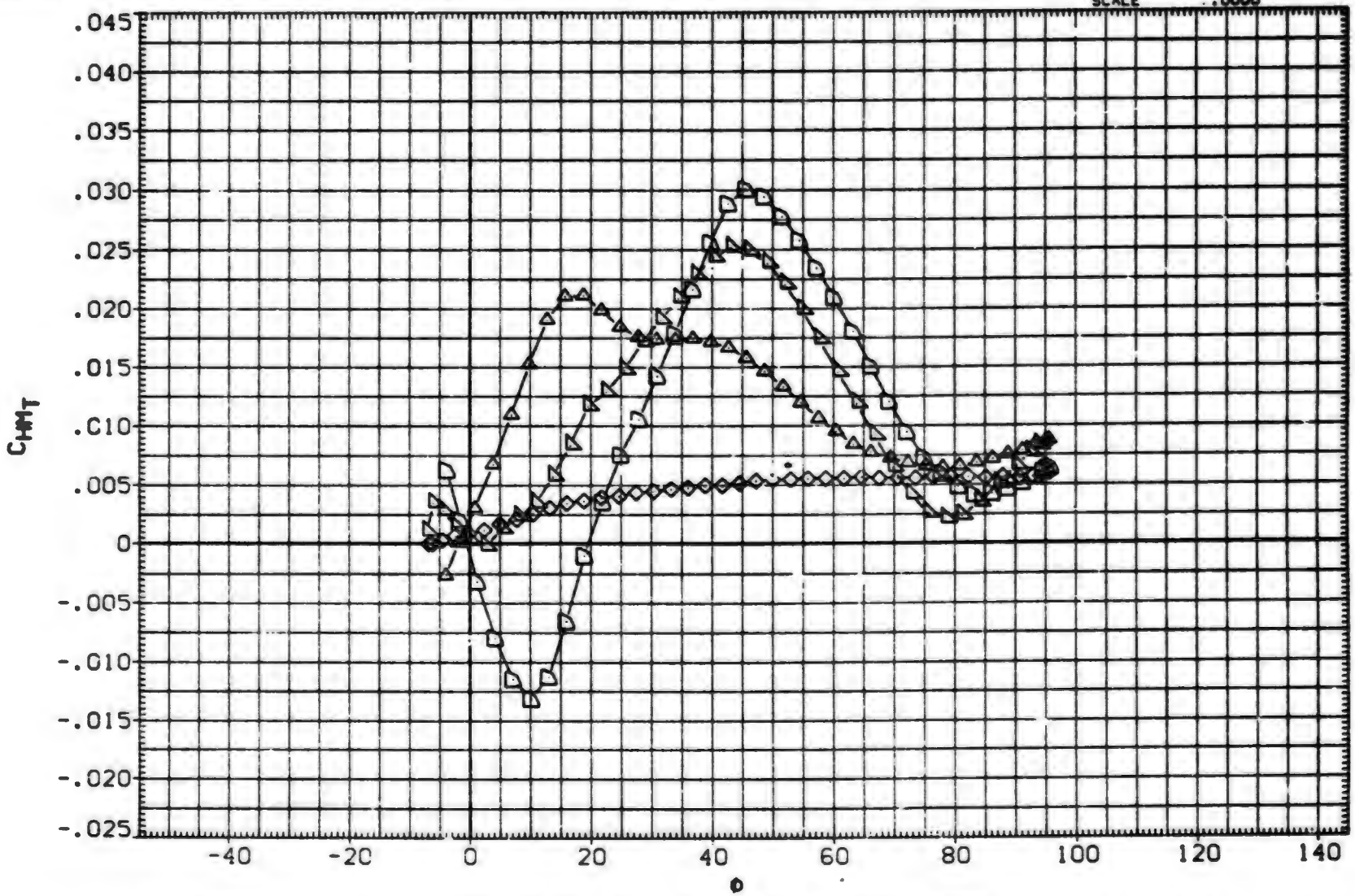

FIN AERODYNAMIC CHARACTERISTICS AS A FUNCTION OF ROLL ANGLE. B1T14 (FIN 1)

(B)MACH = 1.01

DATA SET	SYMBOL	CONFIGURATION DESCRIPTION	ALPHA	LAMBDA	RT.CRD	SEMSPN
(SXA080)	○	MDAC 261/AEDC 52 BODY-TAIL. B1T14 (TAIL FIN. T1)	.000	.000	7.499	1.875
(SXA082)	□	MDAC 261/AEDC 52 BODY-TAIL. B1T14 (TAIL FIN. T1)	2.000	.000	7.499	1.875
(SXA083)	◇	MDAC 261/AEDC 52 BODY-TAIL. B1T14 (TAIL FIN. T1)	4.140	.000	7.499	1.875
(SXA086)	△	MDAC 261/AEDC 52 BODY-TAIL. B1T14 (TAIL FIN. T1)	10.430	.000	7.499	1.875
(SXA088)	◭	DATA NOT AVAILABLE	14.890	.000	7.499	1.875
(SXAC90)	◮	DATA NOT AVAILABLE	19.400	.000	7.499	1.875

REFERENCE INFORMATION

SREF	7.0380	SQ.IN.
LREF	7.4990	IN.
BREF	1.8750	IN.
XMRP	.6200	IN.
YMRP	.0000	IN.
ZMRP	.0000	IN.
SCALE	.0000	

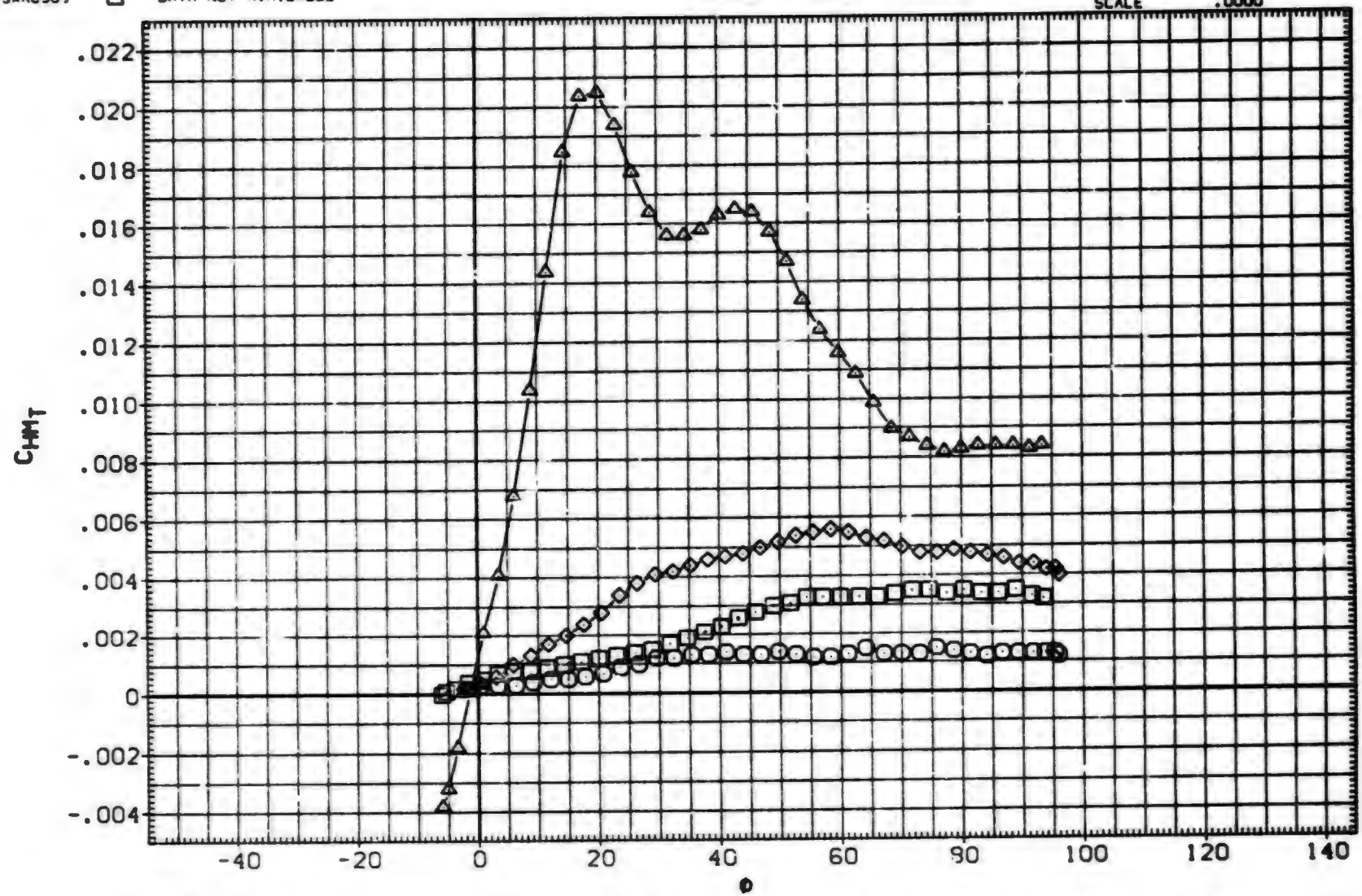

FIN AERODYNAMIC CHARACTERISTICS AS A FUNCTION OF ROLL ANGLE. B1T14 (FIN 1)

(C)MACH = 1.18

DATA SET	SYMBOL	CONFIGURATION DESCRIPTION	ALPHA	LAMBDA	RT.CRD	SEMSPN
(SXA080)		DATA NOT AVAILABLE	.000	.000	7.499	1.875
(SXA082)		DATA NOT AVAILABLE	2.000	.000	7.499	1.875
(SXA083)		DATA NOT AVAILABLE	4.140	.000	7.499	1.875
(SXA086)		DATA NOT AVAILABLE	10.430	.000	7.499	1.875
(SXA088)		MDAC 261/AEDC 52 BODY-TAIL. BIT14 (TAIL FIN. T1)	14.890	.000	7.499	1.875
(SXA090)		MDAC 261/AEDC 52 BODY-TAIL. BIT14 (TAIL FIN. T1)	19.400	.000	7.499	1.875

REFERENCE INFORMATION		
SREF	7.0380	SQ.IN.
LREF	7.4990	IN.
BREF	1.8750	IN.
XMRP	.6200	IN.
YMRP	.0000	IN.
ZMRP	.0000	IN.
SCALE	.0000	

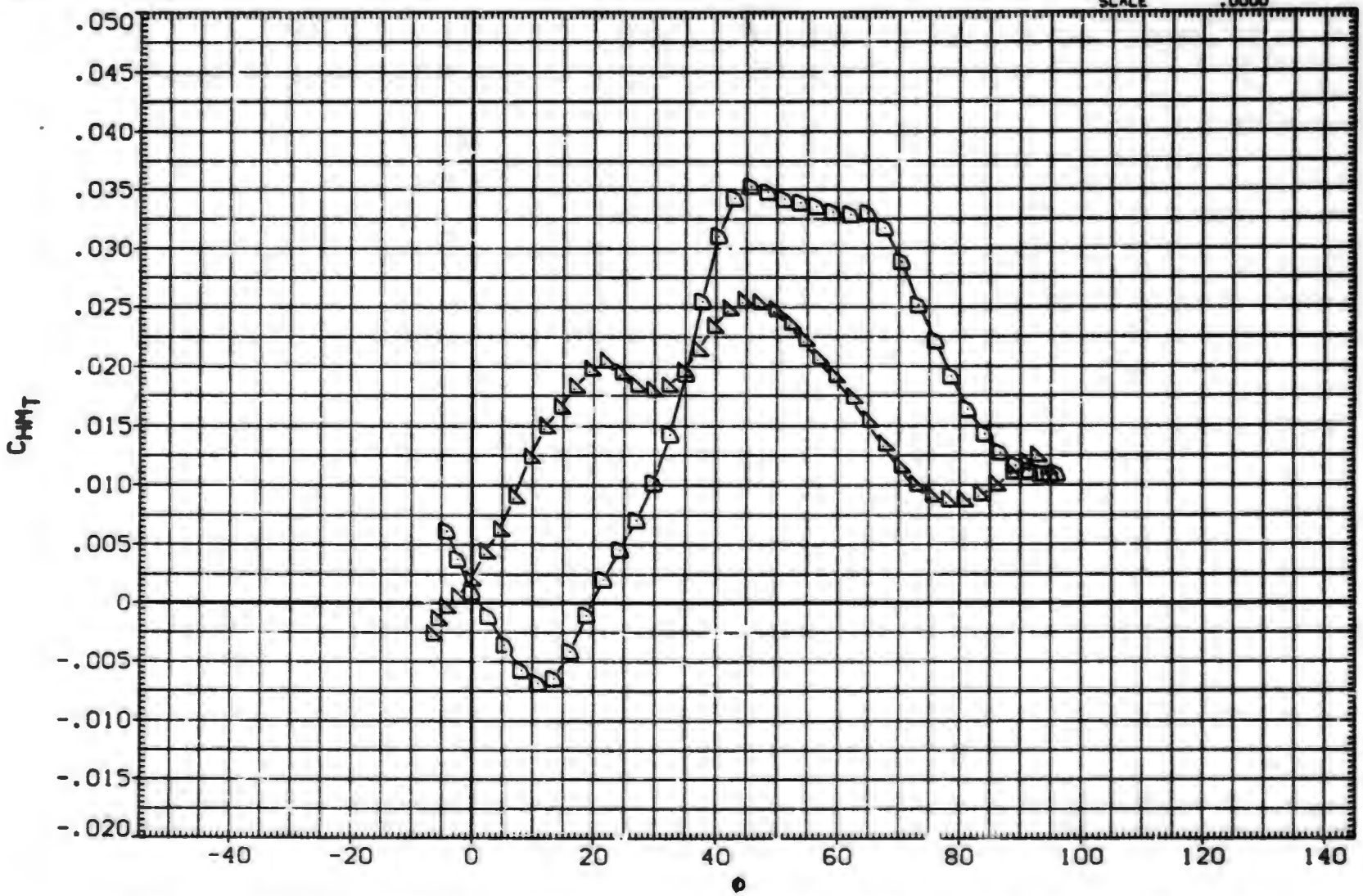

FIN AERODYNAMIC CHARACTERISTICS AS A FUNCTION OF ROLL ANGLE. BIT14 (FIN 1)

(D)MACH = 1.22

DATA SET	SYMBOL	CONFIGURATION DESCRIPTION	ALPHA	LAMBDA	RT.CRD	SEMSPN
(SXA080)	○	MDAC 261/AEDC 52 BODY-TAIL. B1T14 (TAIL FIN. T1)	.000	.000	7.499	1.875
(SXA082)	□	MDAC 261/AEDC 52 BODY-TAIL. B1T14 (TAIL FIN. T1)	2.000	.000	7.499	1.875
(SXA083)	◇	MDAC 261/AEDC 52 BODY-TAIL. B1T14 (TAIL FIN. T1)	4.140	.000	7.499	1.875
(SXA086)	◁	MDAC 261/AEDC 52 BODY-TAIL. B1T14 (TAIL FIN. T1)	10.430	.000	7.499	1.875
(SXA088)	◺	MDAC 261/AEDC 52 BODY-TAIL. B1T14 (TAIL FIN. T1)	14.890	.000	7.499	1.875
(SXA090)	◸	MDAC 261/AEDC 52 BODY-TAIL. B1T14 (TAIL FIN. T1)	19.400	.000	7.499	1.875

REFERENCE INFORMATION		
SREF	7.0380	SQ.IN.
LREF	7.4990	IN.
BREF	1.8750	IN.
XMRP	.6200	IN.
YMRP	.0000	IN.
ZMRP	.0000	IN.
SCALE	.0000	

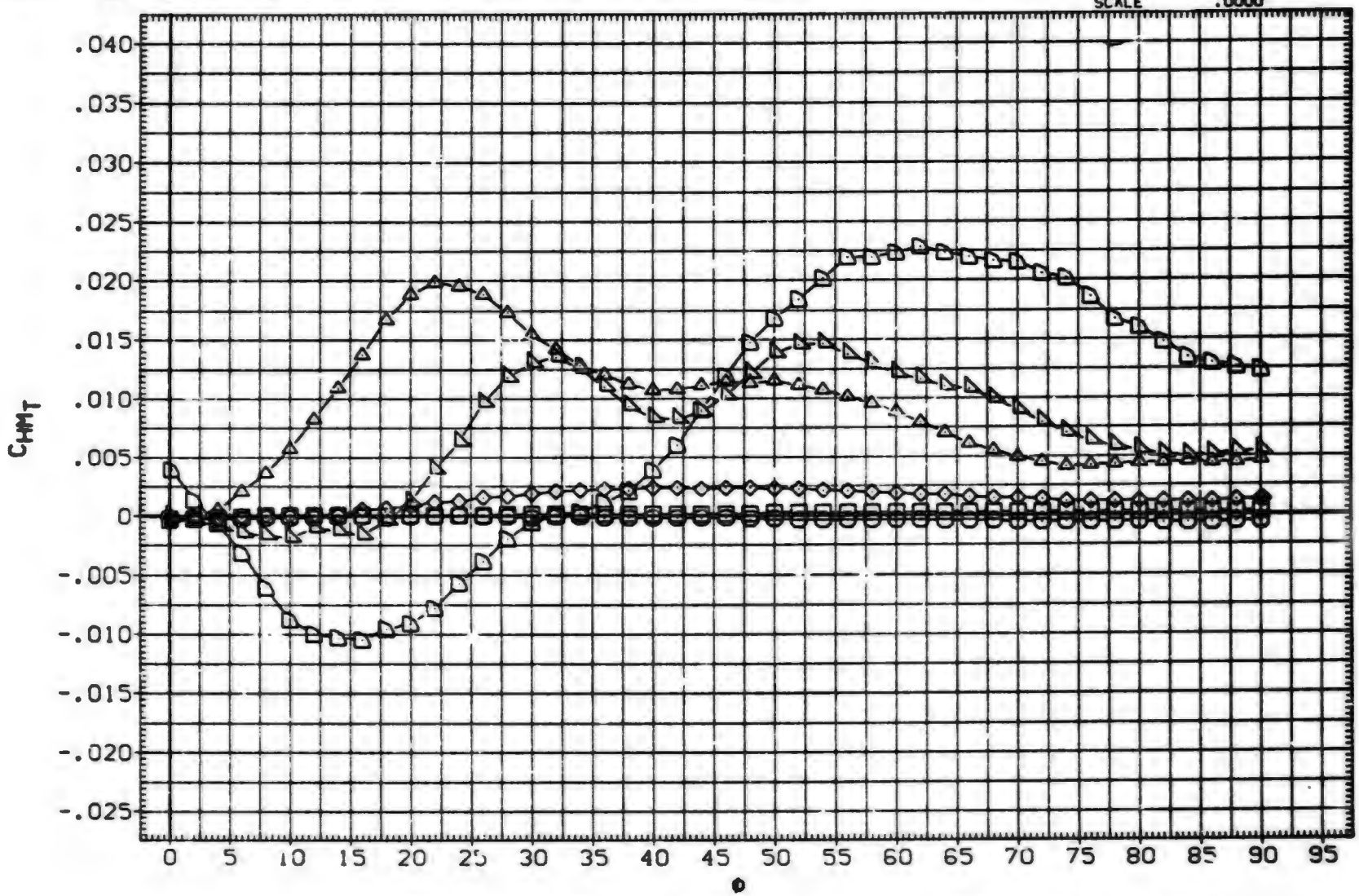

FIN AERODYNAMIC CHARACTERISTICS AS A FUNCTION OF ROLL ANGLE. B1T14 (FIN 1)

(E)MACH = 1.76

DATA SET	SYMBOL	CONFIGURATION DESCRIPTION	ALPHA	LAMBDA	RT.CRD	SEMSPN
(SXA080)	○	MDAC 261/AEDC 52 BODY-TAIL. B1T14 (TAIL FIN. T1)	.000	.000	7.499	1.875
(SXA082)	□	MDAC 261/AEDC 52 BODY-TAIL. B1T14 (TAIL FIN. T1)	2.000	.000	7.499	1.875
(SXA083)	◇	MDAC 261/AEDC 52 BODY-TAIL. B1T14 (TAIL FIN. T1)	4.140	.000	7.499	1.875
(SXA086)	△	MDAC 261/AEDC 52 BODY-TAIL. B1T14 (TAIL FIN. T1)	10.430	.000	7.499	1.875
(SXA088)	◺	MDAC 261/AEDC 52 BODY-TAIL. B1T14 (TAIL FIN. T1)	14.890	.000	7.499	1.875
(SXA090)	◸	MDAC 261/AEDC 52 BODY-TAIL. B1T14 (TAIL FIN. T1)	19.400	.000	7.499	1.875

REFERENCE INFORMATION

SREF	7.0380	SQ. IN.
LREF	7.4990	IN.
BREF	1.8750	IN.
XMRP	.6200	IN.
YMRP	.0000	IN.
ZMRP	.0000	IN.
SCALE	.0000	

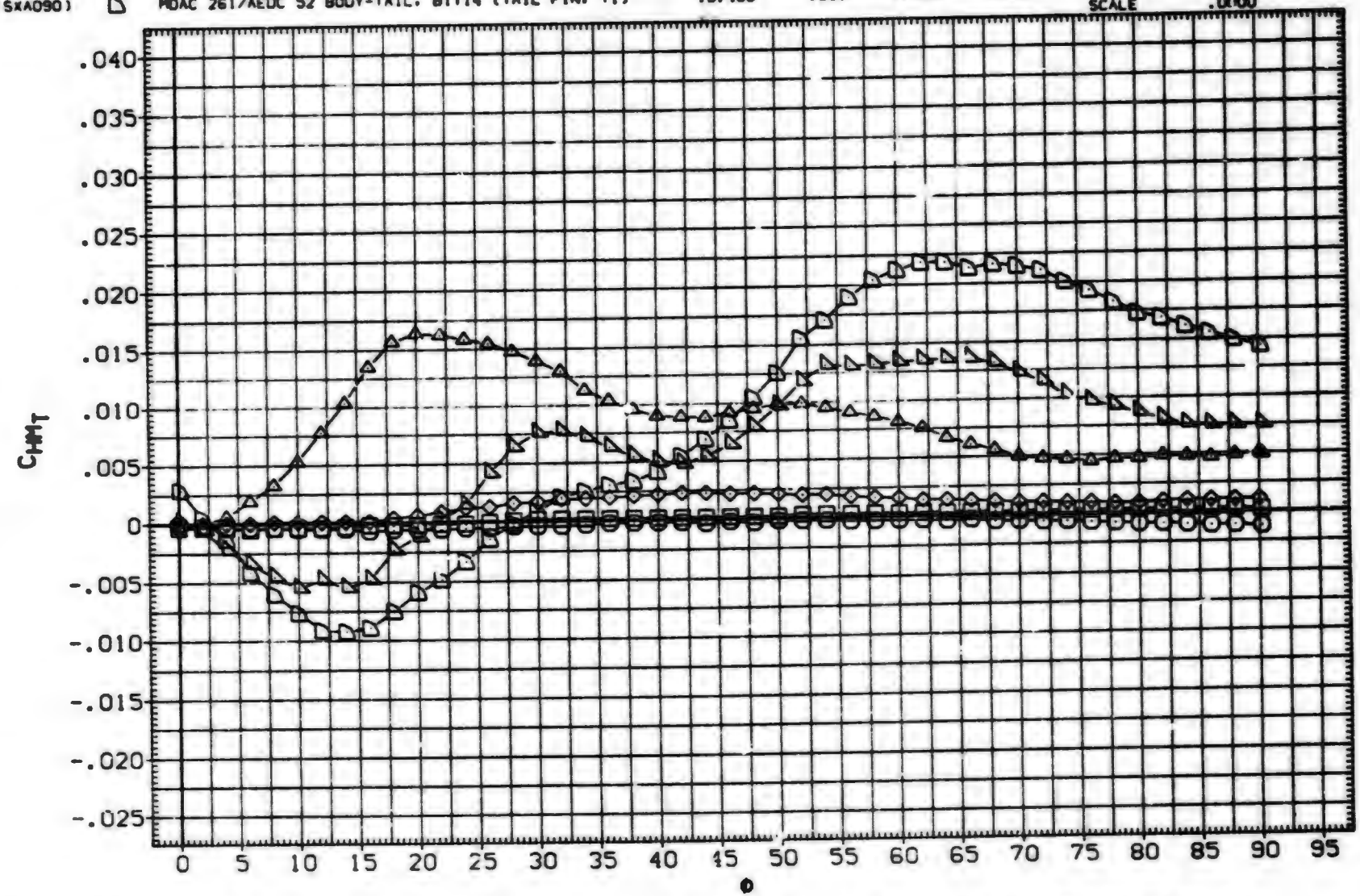

FIN AERODYNAMIC CHARACTERISTICS AS A FUNCTION OF ROLL ANGLE. B1T14 (FIN 1)

(F)MACH = 2.00

DATA SET	SYMBOL	CONFIGURATION DESCRIPTION	ALPHA	LAMBDA	RT.CRD	SEMSPN
(SXA080)	○	MDAC 261/AEDC 52 BODY-TAIL. B1T14 (TAIL FIN. T1)	.000	.000	7.499	1.875
(SXA082)	□	MDAC 261/AEDC 52 BODY-TAIL. B1T14 (TAIL FIN. T1)	2.000	.000	7.499	1.875
(SXA083)	◇	MDAC 261/AEDC 52 BODY-TAIL. B1T14 (TAIL FIN. T1)	4.140	.000	7.499	1.875
(SXA066)	◺	MDAC 261/AEDC 52 BODY-TAIL. B1T14 (TAIL FIN. T1)	10.430	.000	7.499	1.875
(SXA088)	◺	MDAC 261/AEDC 52 BODY-TAIL. B1T14 (TAIL FIN. T1)	14.890	.000	7.499	1.875
(SXA090)	D	MDAC 261/AEDC 52 BODY-TAIL. B1T14 (TAIL FIN. T1)	19.400	.000	7.499	1.875

REFERENCE INFORMATION		
SREF	7.0390	SQ.IN.
LREF	7.4990	IN.
BREF	1.8750	IN.
XMRP	.6200	IN.
YMRP	.0000	IN.
ZMRP	.0000	IN.
SCALE	.0000	

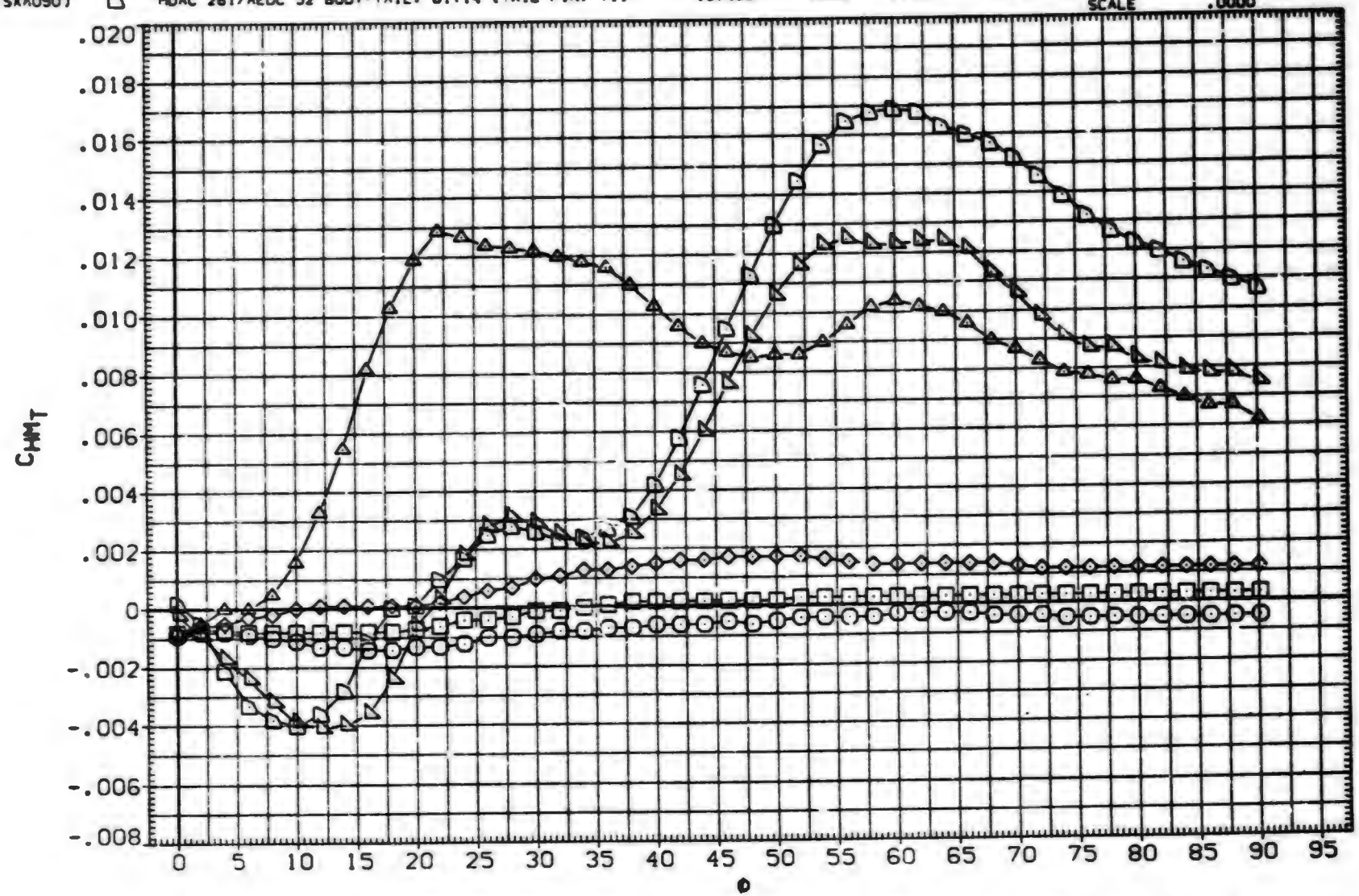

FIN AERODYNAMIC CHARACTERISTICS AS A FUNCTION OF ROLL ANGLE. B1T14 (FIN 1)

(G)MACH = 2.50

DATA SET	SYMBOL	CONFIGURATION DESCRIPTION	ALPHA	LAMBDA	RT.CRD	SEMSPN
(SXA080)	○	MDAC 261/AEDC 52 BODY-TAIL. BIT14 (TAIL FIN. T1)	.000	.000	7.499	1.875
(SXA082)	□	MDAC 261/AEDC 52 BODY-TAIL. BIT14 (TAIL FIN. T1)	2.000	.000	7.499	1.875
(SXA083)	◇	MDAC 261/AEDC 52 BODY-TAIL. BIT14 (TAIL FIN. T1)	4.140	.000	7.499	1.875
(SXA086)	△	MDAC 261/AEDC 52 BODY-TAIL. BIT14 (TAIL FIN. T1)	10.430	.000	7.499	1.875
(SXA088)	◺	MDAC 261/AEDC 52 BODY-TAIL. BIT14 (TAIL FIN. T1)	14.890	.000	7.499	1.875
(SXA09C)	D	MDAC 261/AEDC 52 BODY-TAIL. BIT14 (TAIL FIN. T1)	19.400	.000	7.499	1.875

REFERENCE INFORMATION		
SREF	7.0380	30. IN.
LREF	7.4990	IN.
BREF	1.8750	IN.
XMRP	.6200	IN.
YMRP	.0000	IN.
ZMRP	.0000	IN.
SCALE	.0000	

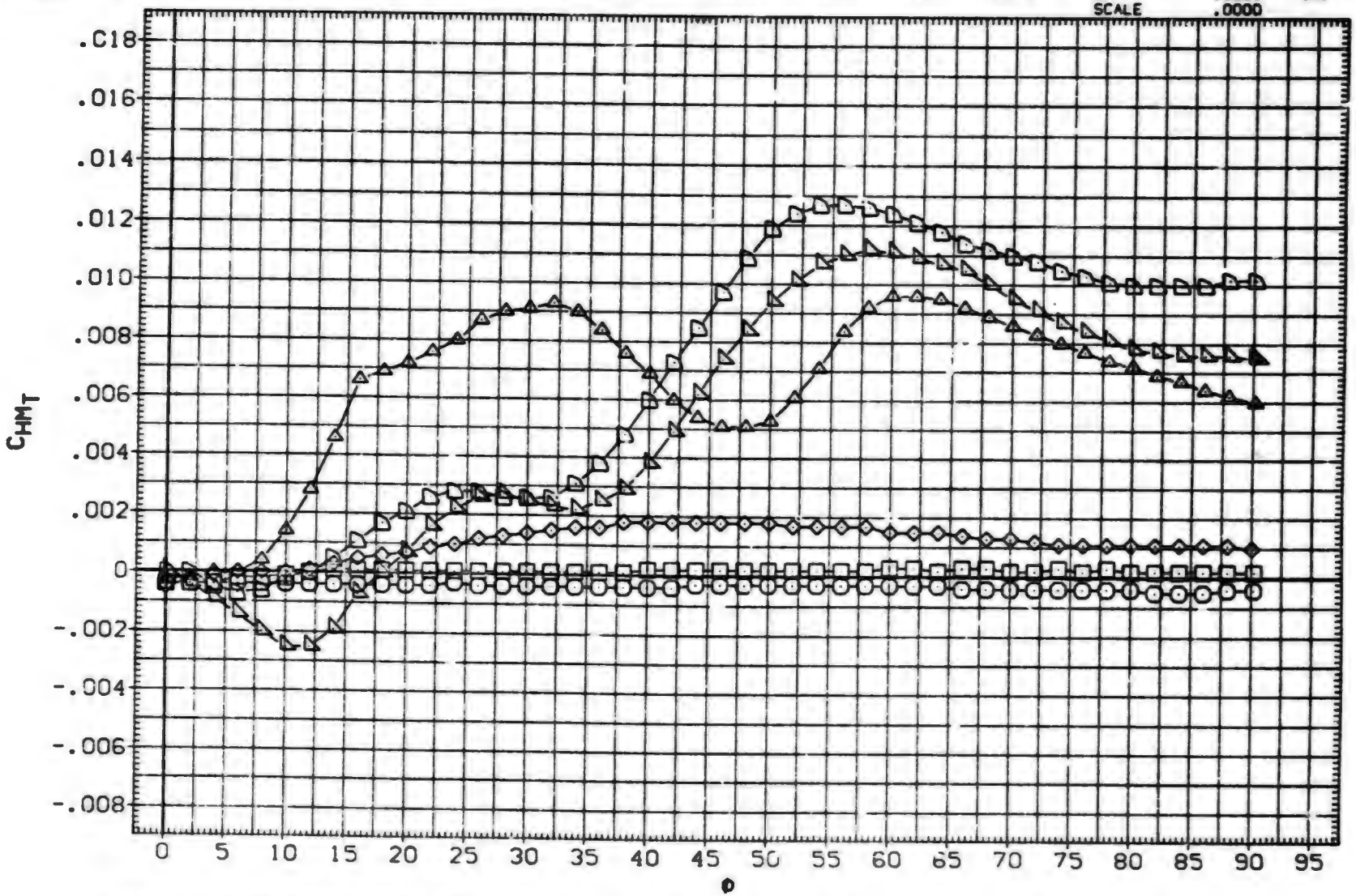

FIN AERODYNAMIC CHARACTERISTICS AS A FUNCTION OF ROLL ANGLE. BIT14 (FIN 1)

(H)MACH = 3.01

DATA SET	SYMBOL	CONFIGURATION DESCRIPTION	ALPHA	LAMBDA	RT.CRD	SEMSPN
(SXA080)	○	MDAC 261/AEDC 52 BODY-TAIL. B1T14 (TAIL FIN. T1)	.000	.000	7.499	1.875
(SXA082)	□	MDAC 261/AEDC 52 BODY-TAIL. B1T14 (TAIL FIN. T1)	2.000	.000	7.499	1.875
(SXA083)	◇	MDAC 261/AEDC 52 BODY-TAIL. B1T14 (TAIL FIN. T1)	4.140	.000	7.499	1.875
(SXA086)	△	MDAC 261/AEDC 52 BODY-TAIL. B1T14 (TAIL FIN. T1)	10.430	.000	7.499	1.875
(SXA088)	◺	MDAC 261/AEDC 52 BODY-TAIL. B1T14 (TAIL FIN. T1)	14.890	.000	7.499	1.875
(SXA090)	◗	MDAC 261/AEDC 52 BODY-TAIL. B1T14 (TAIL FIN. T1)	19.400	.000	7.499	1.875

REFERENCE INFORMATION

SREF	7.0380	SQ. IN.
LREF	7.4990	IN.
BREF	1.8730	IN.
XMRP	.6200	IN.
YMRP	.0000	IN.
ZMRP	.0000	IN.
SCALE	.0000	

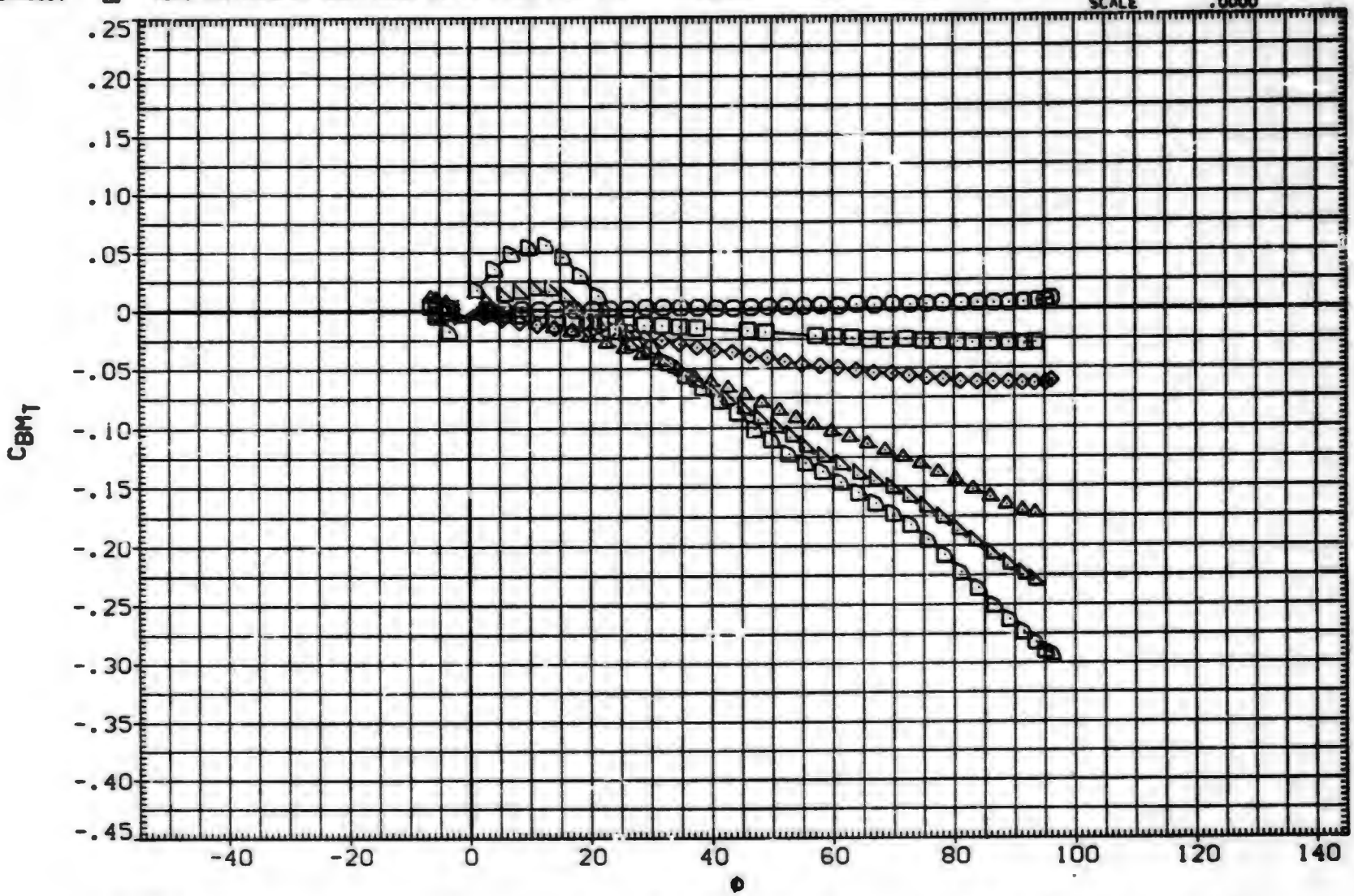

FIN AERODYNAMIC CHARACTERISTICS AS A FUNCTION OF ROLL ANGLE. B1T14 (FIN 1)

(A)MACH = .80

DATA SET	SYMBOL	CONFIGURATION DESCRIPTION	ALPHA	LAMBDA	RT.CRD	SEMSPN
(SXA080)	○	DATA NOT AVAILABLE	.000	.000	7.499	1.875
(SXA082)	□	DATA NOT AVAILABLE	2.000	.000	7.499	1.875
(SXA083)	◇	MDAC 261/AEDC 52 BODY-TAIL. B1T14 (TAIL FIN. T1)	4.140	.000	7.499	1.875
(SXA086)	△	MDAC 261/AEDC 52 BODY-TAIL. B1T14 (TAIL FIN. T1)	10.430	.000	7.499	1.875
(SXA088)	◁	MDAC 261/AEDC 52 BODY-TAIL. B1T14 (TAIL FIN. T1)	14.890	.000	7.499	1.875
(SXA090)	D	MDAC 261/AEDC 52 BODY-TAIL. B1T14 (TAIL FIN. T1)	19.400	.000	7.499	1.875

REFERENCE INFORMATION		
SREF	7.0380	SQ.IN.
LREF	7.4990	IN.
BREF	1.8750	IN.
XMRP	.6200	IN.
YMRP	.0000	IN.
ZMRP	.0000	IN.
SCALE	.0000	

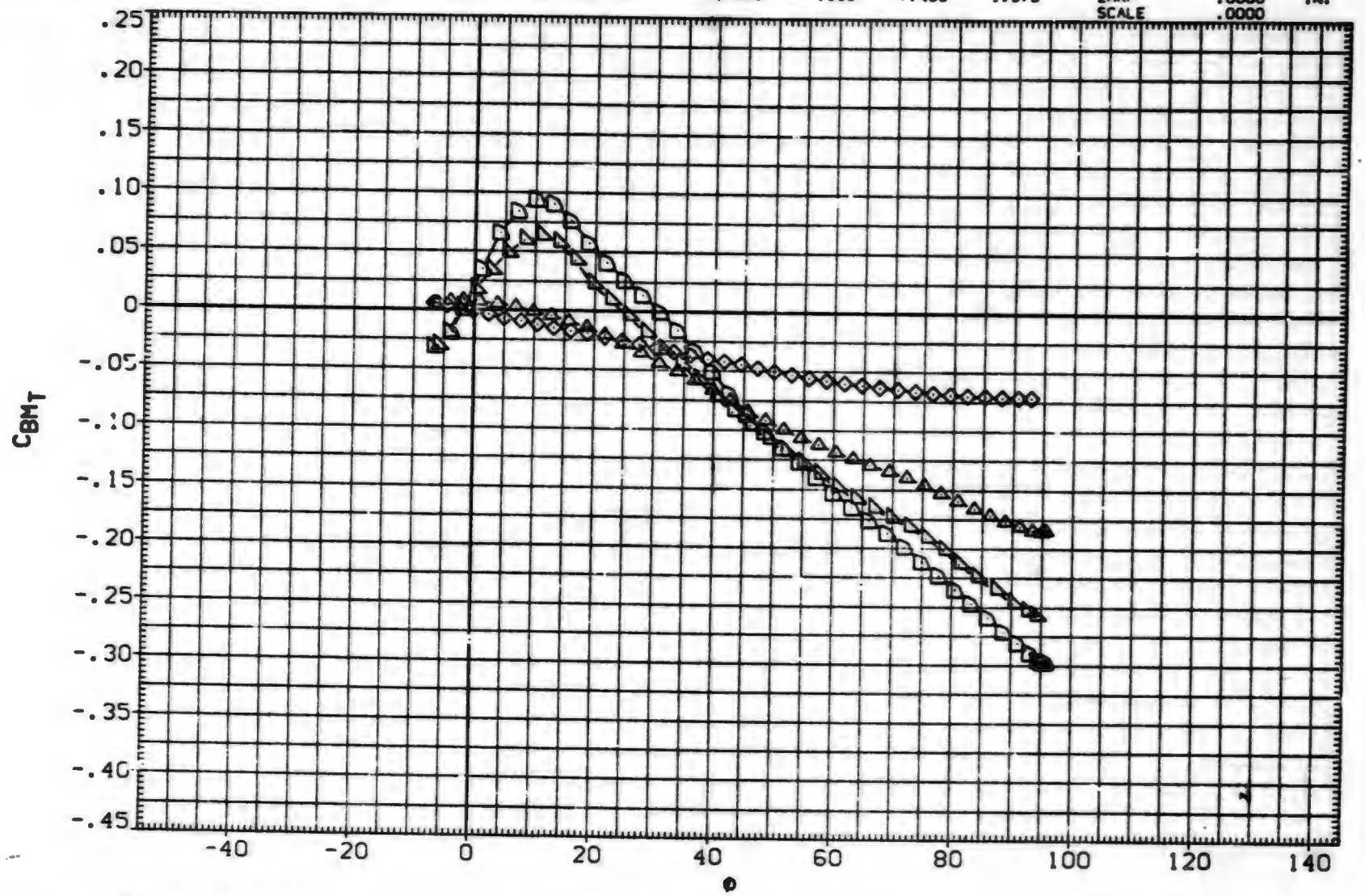

FIN AERODYNAMIC CHARACTERISTICS AS A FUNCTION OF ROLL ANGLE. B1T14 (FIN 1)

(B)MACH = 1.01

DATA SET	SYMBOL	CONFIGURATION DESCRIPTION	ALPHA	LAMBDA	RT.CRD	SEMSPN
(SxA080)	○	MDAC 261/AEDC 52 BODY-TAIL. B1T14 (TAIL FIN. T1)	.000	.000	7.499	1.875
(SxA082)	□	MDAC 261/AEDC 52 BODY-TAIL. B1T14 (TAIL FIN. T1)	2.000	.000	7.499	1.875
(SxA083)	◇	MDAC 261/AEDC 52 BODY-TAIL. B1T14 (TAIL FIN. T1)	4.140	.000	7.499	1.875
(SxA086)	△	MDAC 261/AEDC 52 BODY-TAIL. B1T14 (TAIL FIN. T1)	10.430	.000	7.499	1.875
(SxA088)	◁	DATA NOT AVAILABLE	14.890	.000	7.499	1.875
(SxA090)	▷	DATA NOT AVAILABLE	19.400	.000	7.499	1.875

REFERENCE INFORMATION

SREF	7.0380	SQ. IN.
LREF	7.4990	IN.
BREF	1.8750	IN.
XMRP	.6200	IN.
YMRP	.0000	IN.
ZMRP	.0000	IN.
SCALE	.0000	

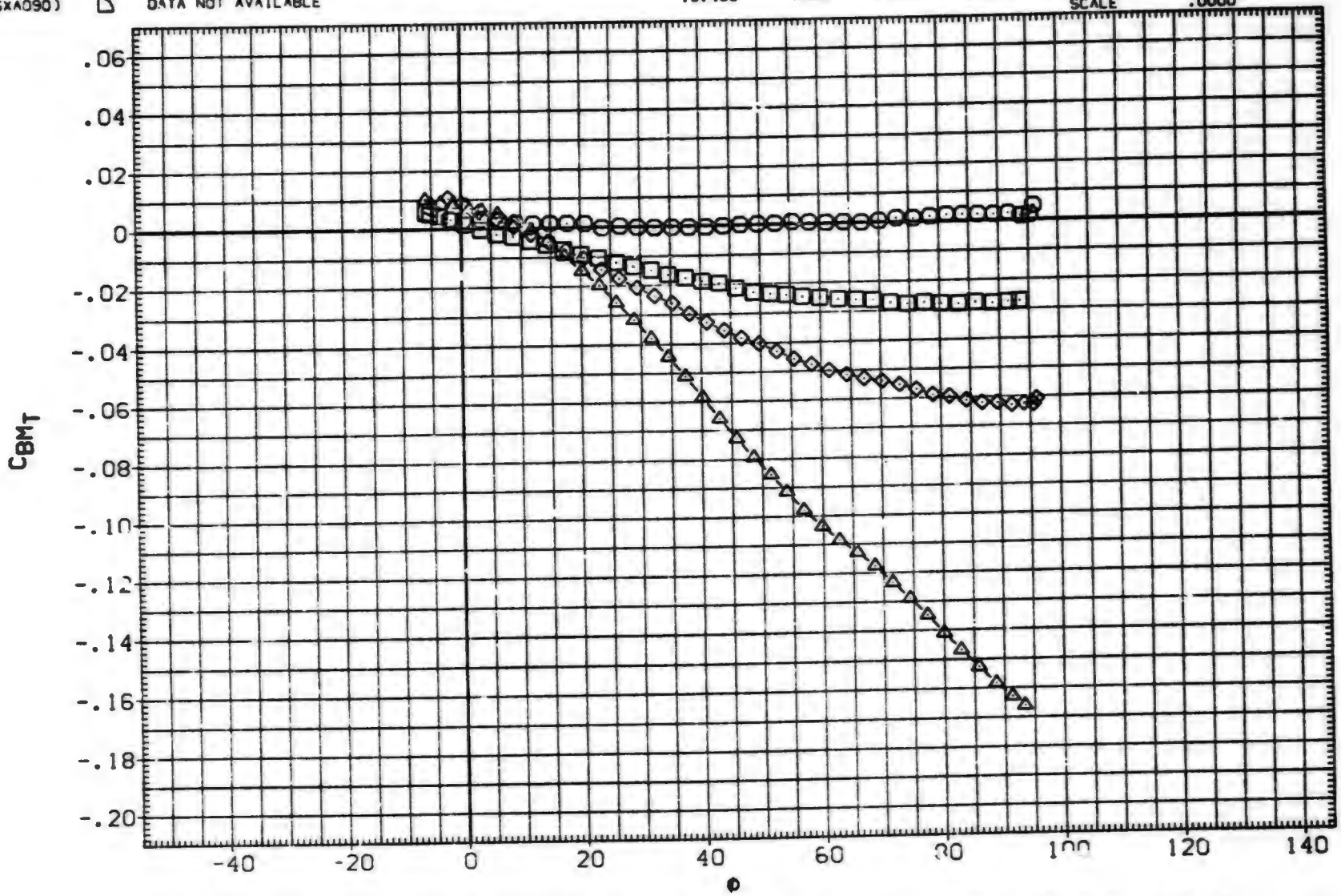

FIN AERODYNAMIC CHARACTERISTICS AS A FUNCTION OF ROLL ANGLE. B1T14 (FIN 1)

(C)MACH = 1.18

DATA SET	SYMBOL	CONFIGURATION DESCRIPTION	ALPHA	LAMBDA	RT.CRD	SEMSPN
(SXA080)	○	DATA NOT AVAILABLE	.000	.000	7.499	1.875
(SXA082)	□	DATA NOT AVAILABLE	2.000	.000	7.499	1.875
(SXA083)	◇	DATA NOT AVAILABLE	4.140	.000	7.499	1.875
(SXA086)	△	DATA NOT AVAILABLE	10.430	.000	7.499	1.875
(SXA098)	◺	MDAC 261/AEDC 52 BODY-TAIL. B1T14 (TAIL FIN. T1)	14.890	.000	7.499	1.875
(SXA090)	◗	MDAC 261/AEDC 52 BODY-TAIL. B1T14 (TAIL FIN. T1)	19.400	.000	7.499	1.875

REFERENCE INFORMATION

SREF	7.0380	SQ. IN.
LREF	7.4990	IN.
BREF	1.8750	IN.
XMRP	.6200	IN.
YMRP	.0000	IN.
ZMRP	.0000	IN.
SCALE	.0000	

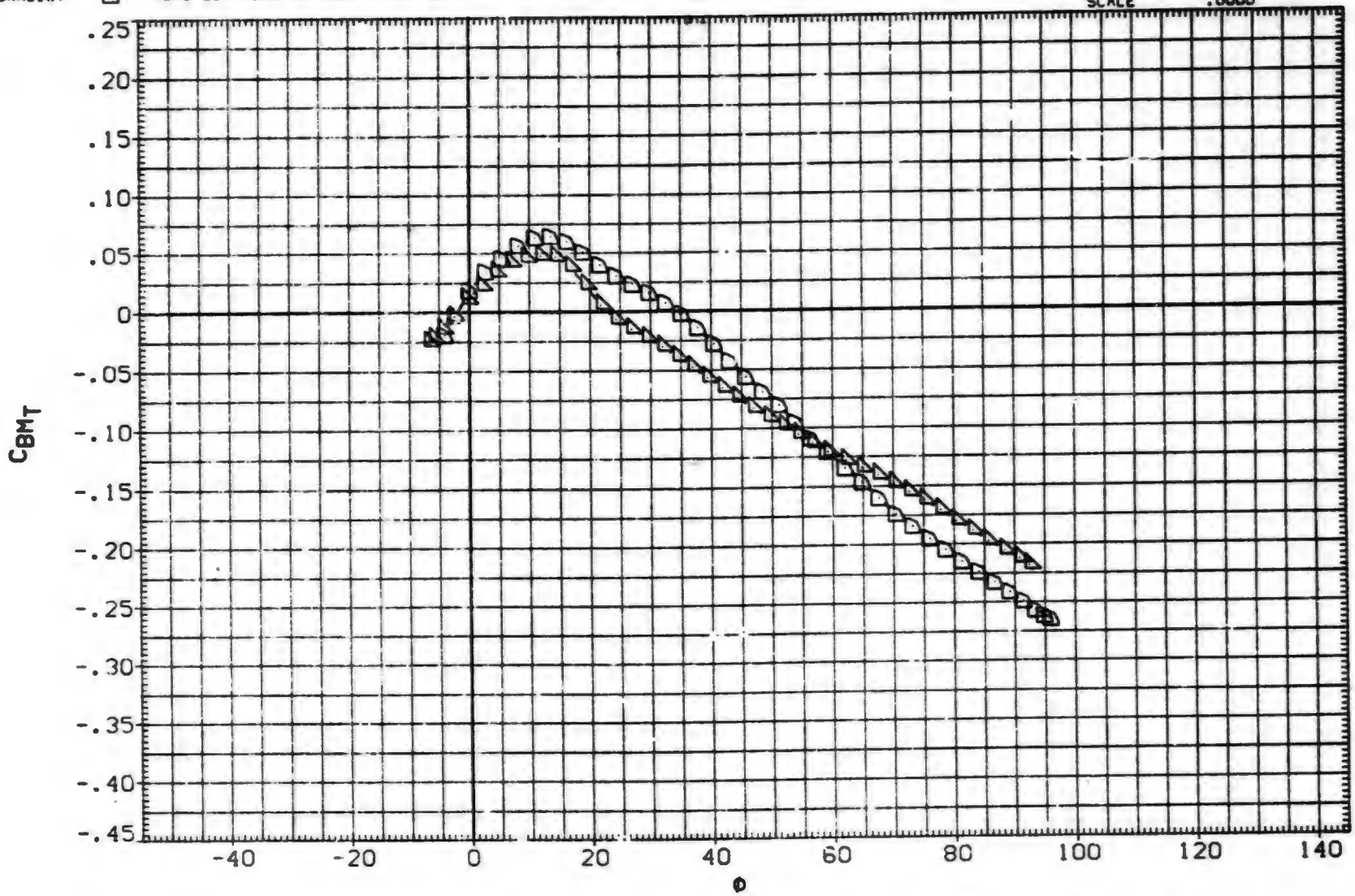

FIN AERODYNAMIC CHARACTERISTICS AS A FUNCTION OF ROLL ANGLE. B1T14 (FIN 1)

(D)MACH = 1.22

DATA SET	SYMBOL	CONFIGURATION DESCRIPTION	ALPHA	LAMBDA	RT.CRD	SEMSPN
(SXA080)	○	MDAC 261/AEDC 52 BODY-TAIL. B1T14 (TAIL FIN. T1)	.000	.000	7.499	1.875
(SXA082)	□	MDAC 261/AEDC 52 BODY-TAIL. B1T14 (TAIL FIN. T1)	2.000	.000	7.499	1.875
(SXA083)	◇	MDAC 261/AEDC 52 BODY-TAIL. B1T14 (TAIL FIN. T1)	4.140	.000	7.499	1.875
(SXA086)	△	MDAC 261/AEDC 52 BODY-TAIL. B1T14 (TAIL FIN. T1)	10.430	.000	7.499	1.875
(SXA088)	◺	MDAC 261/AEDC 52 BODY-TAIL. B1T14 (TAIL FIN. T1)	14.890	.000	7.499	1.875
(SXA090)	◸	MDAC 261/AEDC 52 BODY-TAIL. B1T14 (TAIL FIN. T1)	19.400	.000	7.499	1.875

REFERENCE INFORMATION		
SREF	7.0380	SQ. IN.
LREF	7.4990	IN.
BREF	1.8750	IN.
XMRP	.6200	IN.
YMRP	.0000	IN.
ZMRP	.0000	IN.
SCALE	.0000	

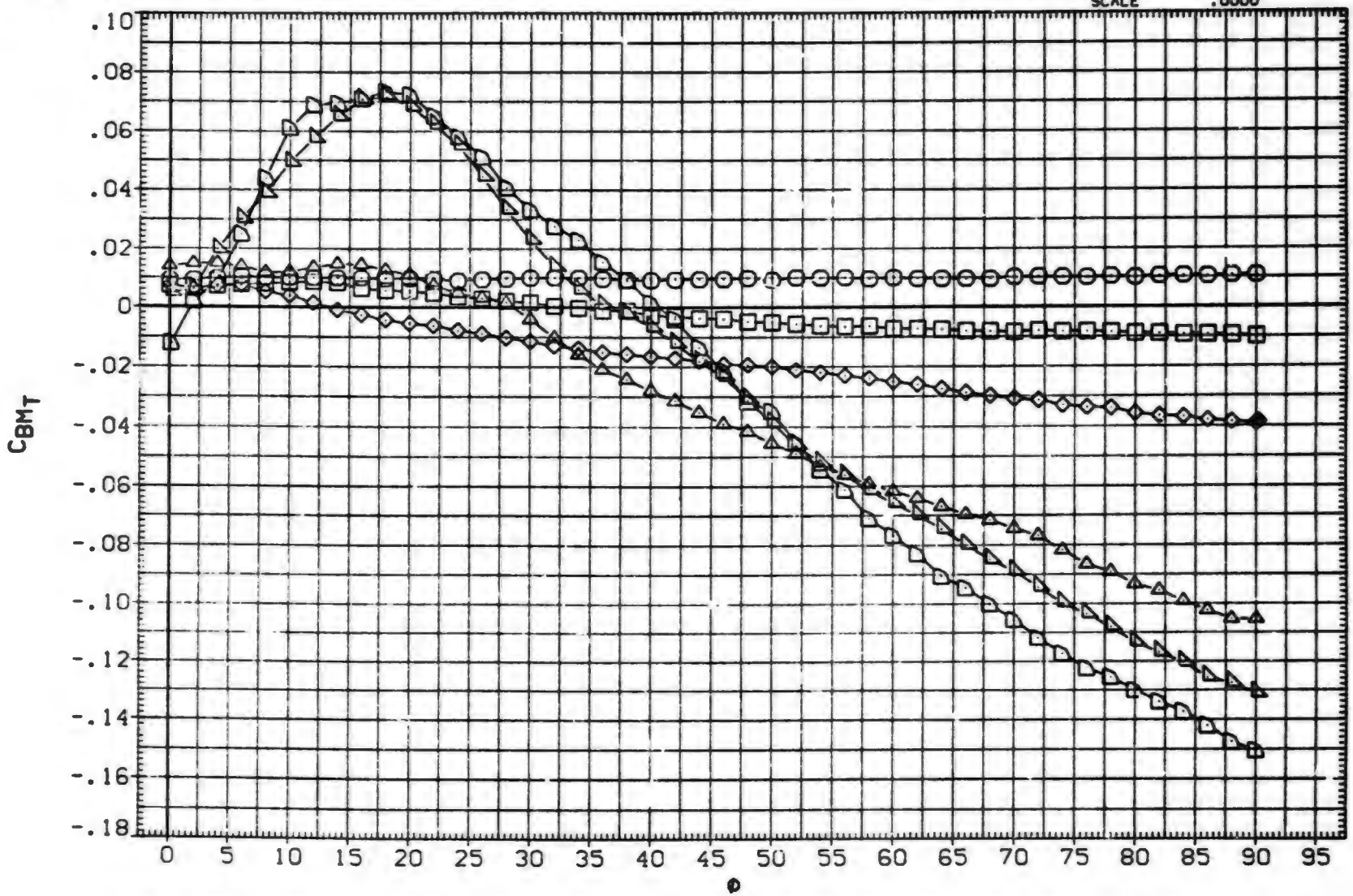

FIN AERODYNAMIC CHARACTERISTICS AS A FUNCTION OF ROLL ANGLE. B1T14 (FIN 1)

(E)MACH = 1.76

DATA SET	SYMBOL	CONFIGURATION DESCRIPTION	ALPHA	LAMBDA	RT.CRD	SEMSPN
(SXA080)	○	MDAC 261/AEDC 52 BODY-TAIL. BIT14 (TAIL FIN. T1)	.000	.000	7.499	1.875
(SXA082)	□	MDAC 261/AEDC 52 BODY-TAIL. BIT14 (TAIL FIN. T1)	2.000	.000	7.499	1.875
(SXA083)	◇	MDAC 261/AEDC 52 BODY-TAIL. BIT14 (TAIL FIN. T1)	4.140	.000	7.499	1.875
(SXA086)	△	MDAC 261/AEDC 52 BODY-TAIL. BIT14 (TAIL FIN. T1)	10.430	.000	7.499	1.875
(SXA088)	◺	MDAC 261/AEDC 52 BODY-TAIL. BIT14 (TAIL FIN. T1)	14.890	.000	7.499	1.875
(SXA090)	D	MDAC 261/AEDC 52 BODY-TAIL. BIT14 (TAIL FIN. T1)	19.400	.000	7.499	1.875

REFERENCE INFORMATION		
SREF	7.0380	SQ.IN.
LREF	7.4990	IN.
BREF	1.8750	IN.
XMRP	.6200	IN.
YMRP	.0000	IN.
ZMRP	.0000	IN.
SCALE	.0000	

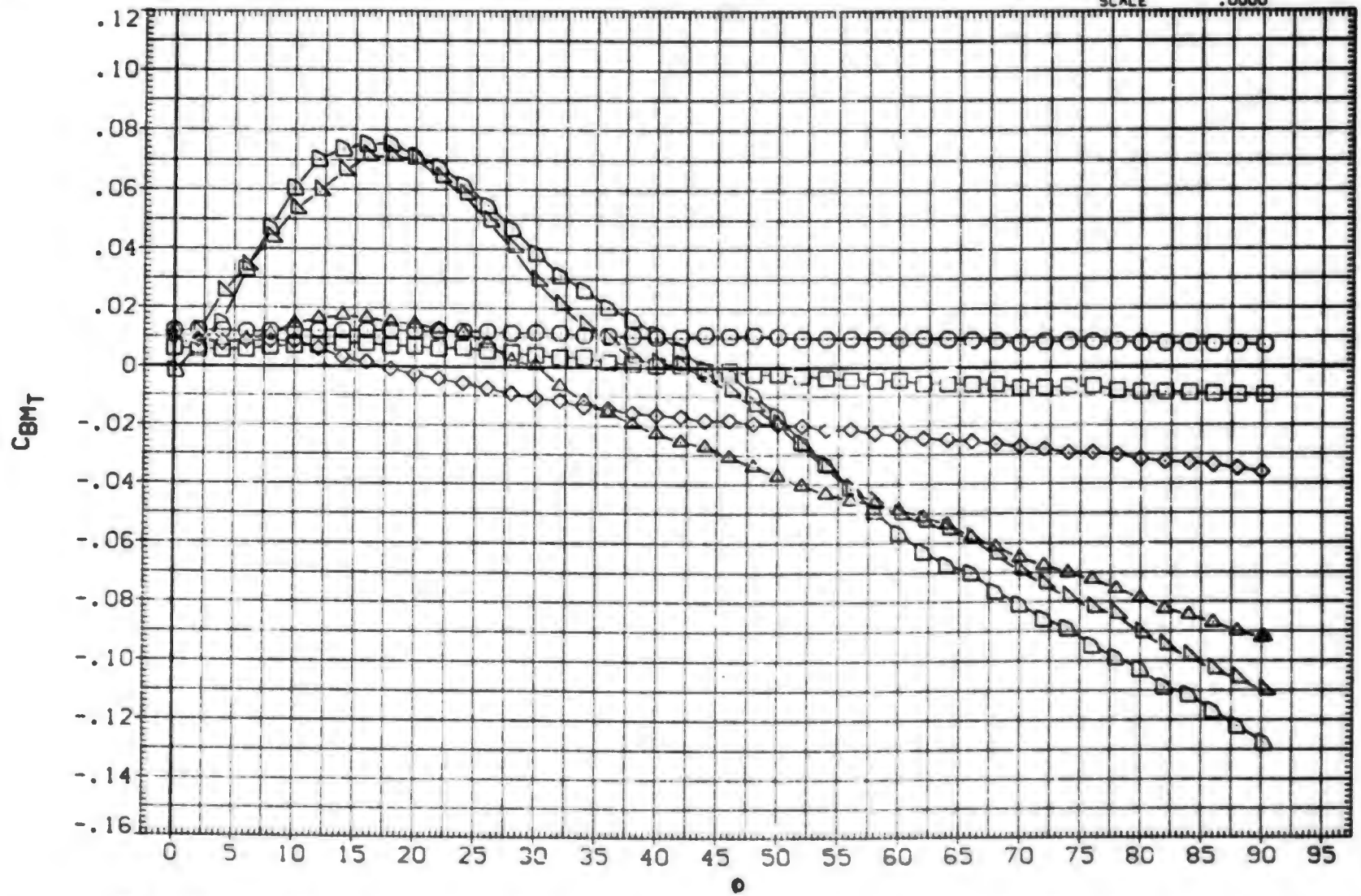

FIN AERODYNAMIC CHARACTERISTICS AS A FUNCTION OF ROLL ANGLE. BIT14 (FIN 1)

(F)MACH = 2.00

DATA SET	SYMBOL	CONFIGURATION DESCRIPTION	ALPHA	LAMBDA	RT.CRD	SEMSPN
(SXA080)	○	MDAC 261/AEDC 52 BODY-TAIL. BIT14 (TAIL FIN. T1)	.000	.000	7.499	1.875
(SXA082)	□	MDAC 261/AEDC 52 BODY-TAIL. BIT14 (TAIL FIN. T1)	2.000	.000	7.499	1.875
(SXA083)	◇	MDAC 261/AEDC 52 BODY-TAIL. BIT14 (TAIL FIN. T1)	4.140	.000	7.499	1.875
(SXA086)	△	MDAC 261/AEDC 52 BODY-TAIL. BIT14 (TAIL FIN. T1)	10.430	.000	7.499	1.875
(SXA088)	◺	MDAC 261/AEDC 52 BODY-TAIL. BIT14 (TAIL FIN. T1)	14.890	.000	7.499	1.875
(SXA090)	D	MDAC 261/AEDC 52 BODY-TAIL. BIT14 (TAIL FIN. T1)	19.400	.000	7.499	1.875

REFERENCE INFORMATION		
SREF	7.0380	SQ. IN.
LREF	7.4990	IN.
BREF	1.8750	IN.
XMRP	.6200	IN.
YMRP	.0000	IN.
ZMRP	.0000	IN.
SCALE	.0000	

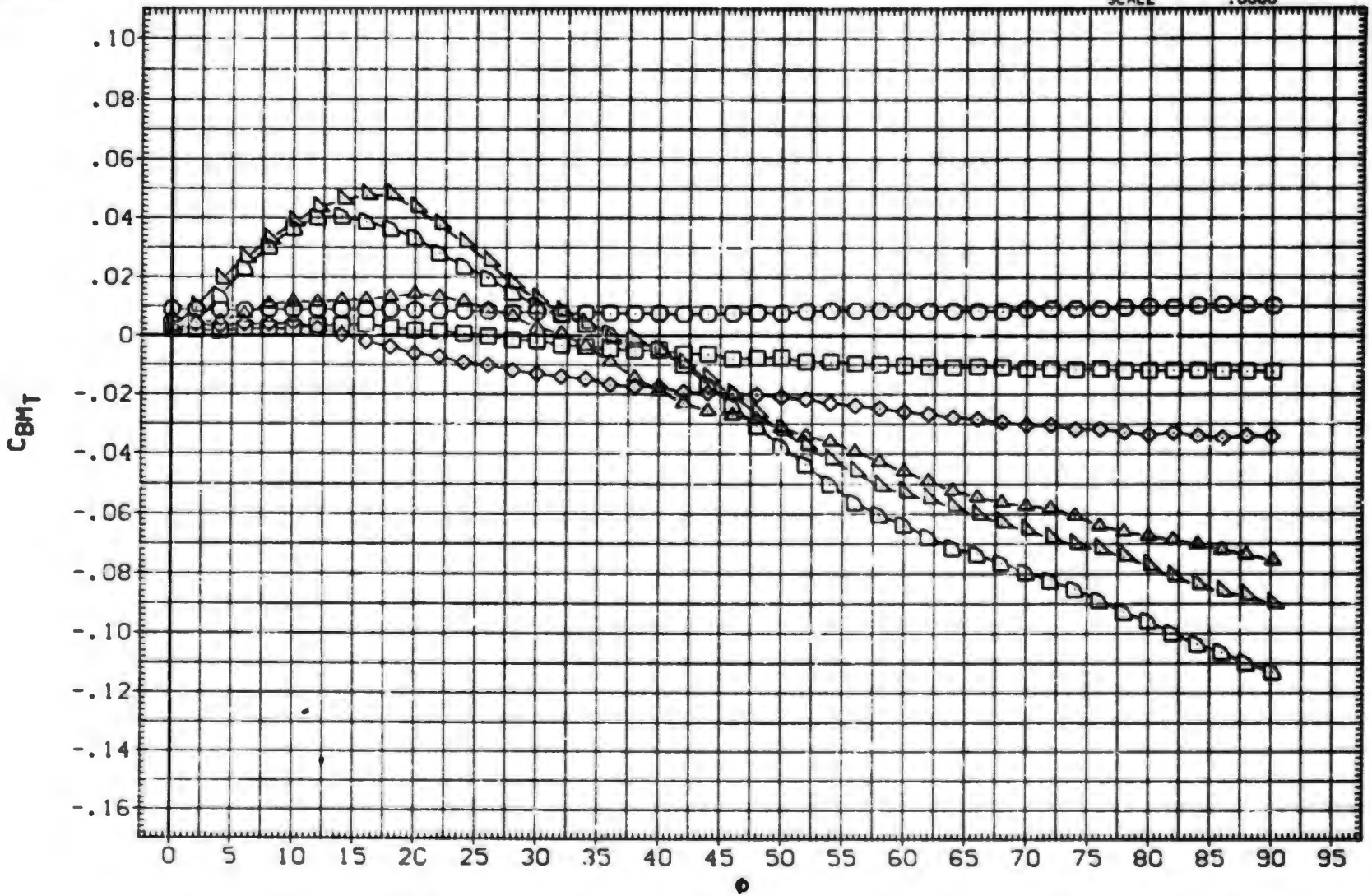

FIN AERODYNAMIC CHARACTERISTICS AS A FUNCTION OF ROLL ANGLE. BIT14 (FIN 1)

(G)MACH = 2.50

DATA SET	SYMBOL	CONFIGURATION DESCRIPTION	ALPHA	LAMBDA	RT.CRD	SEMSPN
(SXA080)	○	MDAC 261/AEDC 52 BODY-TAIL. BIT14 (TAIL FIN. T1)	.000	.000	7.499	1.875
(SXA082)	□	MDAC 261/AEDC 52 BODY-TAIL. BIT14 (TAIL FIN. T1)	2.000	.000	7.499	1.875
(SXA083)	◇	MDAC 261/AEDC 52 BODY-TAIL. BIT14 (TAIL FIN. T1)	4.140	.000	7.499	1.875
(SXA086)	△	MDAC 261/AEDC 52 BODY-TAIL. BIT14 (TAIL FIN. T1)	10.430	.000	7.499	1.875
(SXA088)	▷	MDAC 261/AEDC 52 BODY-TAIL. BIT14 (TAIL FIN. T1)	14.890	.000	7.499	1.875
(SXA090)	D	MDAC 261/AEDC 52 BODY-TAIL. BIT14 (TAIL FIN. T1)	19.400	.000	7.499	1.875

REFERENCE INFORMATION

SREF	7.0380	SQ. IN.
LREF	7.4990	IN.
BREF	1.8750	IN.
XMRP	.6200	IN.
YMRP	.0000	IN.
ZMRP	.0000	IN.
SCALE	.0000	

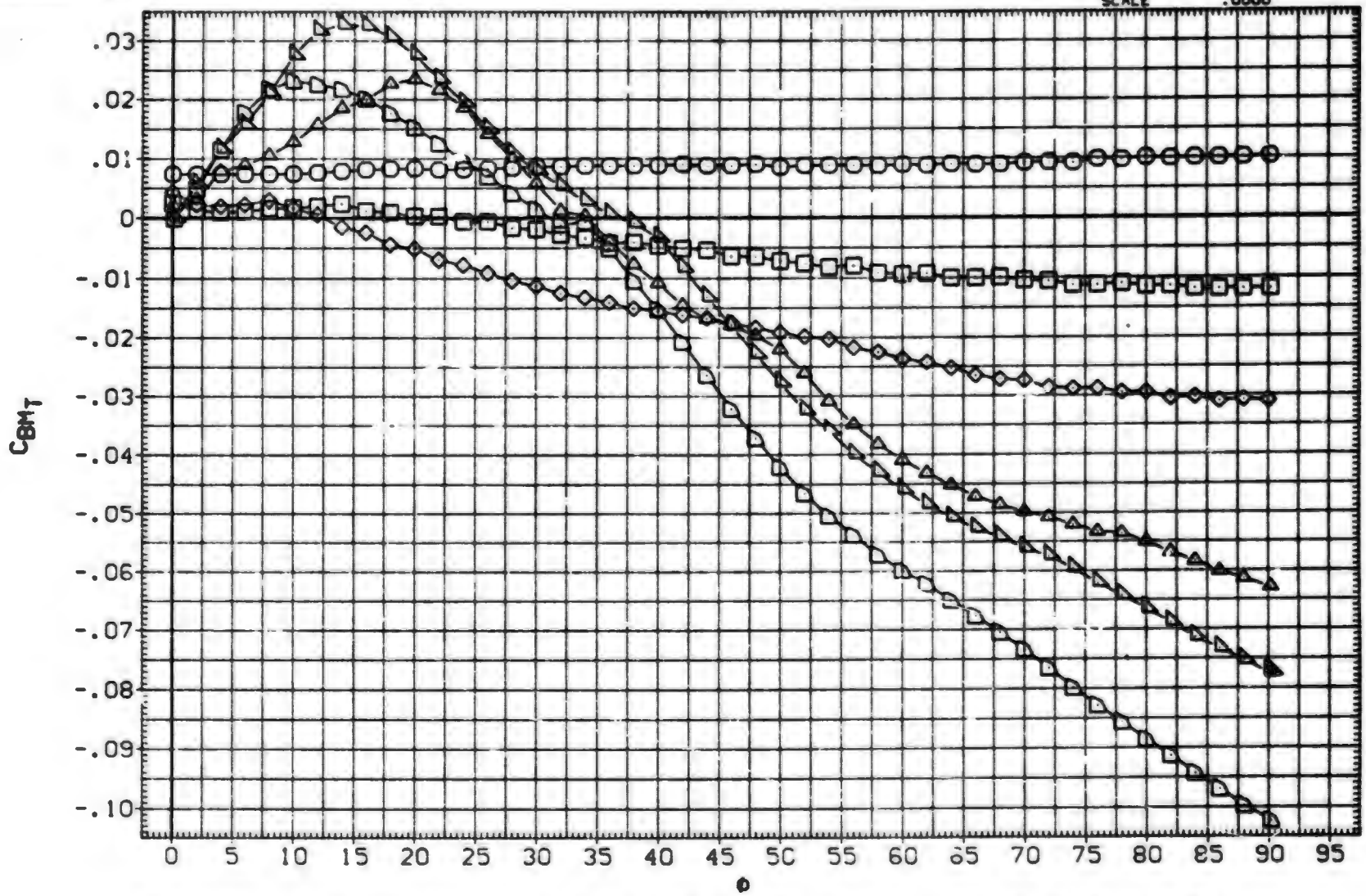

FIN AERODYNAMIC CHARACTERISTICS AS A FUNCTION OF ROLL ANGLE. BIT14 (FIN 1)

(H)MACH = 3.01

DATA SET	SYMBOL	CONFIGURATION DESCRIPTION	ALPHA	LAMBDA	RT.CRD	SEMSPN
(SXA080)	○	MDAC 261/AEDC 52 BODY-TAIL. B1T14 (TAIL FIN. T1)	.000	.000	7.499	1.875
(SXA082)	□	MDAC 261/AEDC 52 BODY-TAIL. B1T14 (TAIL FIN. T1)	2.000	.000	7.499	1.875
(SXA083)	◇	MDAC 261/AEDC 52 BODY-TAIL. B1T14 (TAIL FIN. T1)	4.140	.000	7.499	1.875
(SXA086)	△	MDAC 261 AEDC 52 BODY-TAIL. B1T14 (TAIL FIN. T1)	10.430	.000	7.499	1.875
(SXA088)	▷	MDAC 261/AEDC 52 BODY-TAIL. B1T14 (TAIL FIN. T1)	14.890	.000	7.499	1.875
(SXA090)	D	MDAC 261/AEDC 52 BODY-TAIL. B1T14 (TAIL FIN. T1)	19.400	.000	7.499	1.875

REFERENCE INFORMATION

SREF	7.0[illegible]80	SQ.IN.
LREF	7.4990	IN.
BREF	1.87[illegible]0	IN.
XMRP	.6200	IN.
YMRP	.0000	IN.
ZMRP	.0000	IN.
SCALE	.0000	

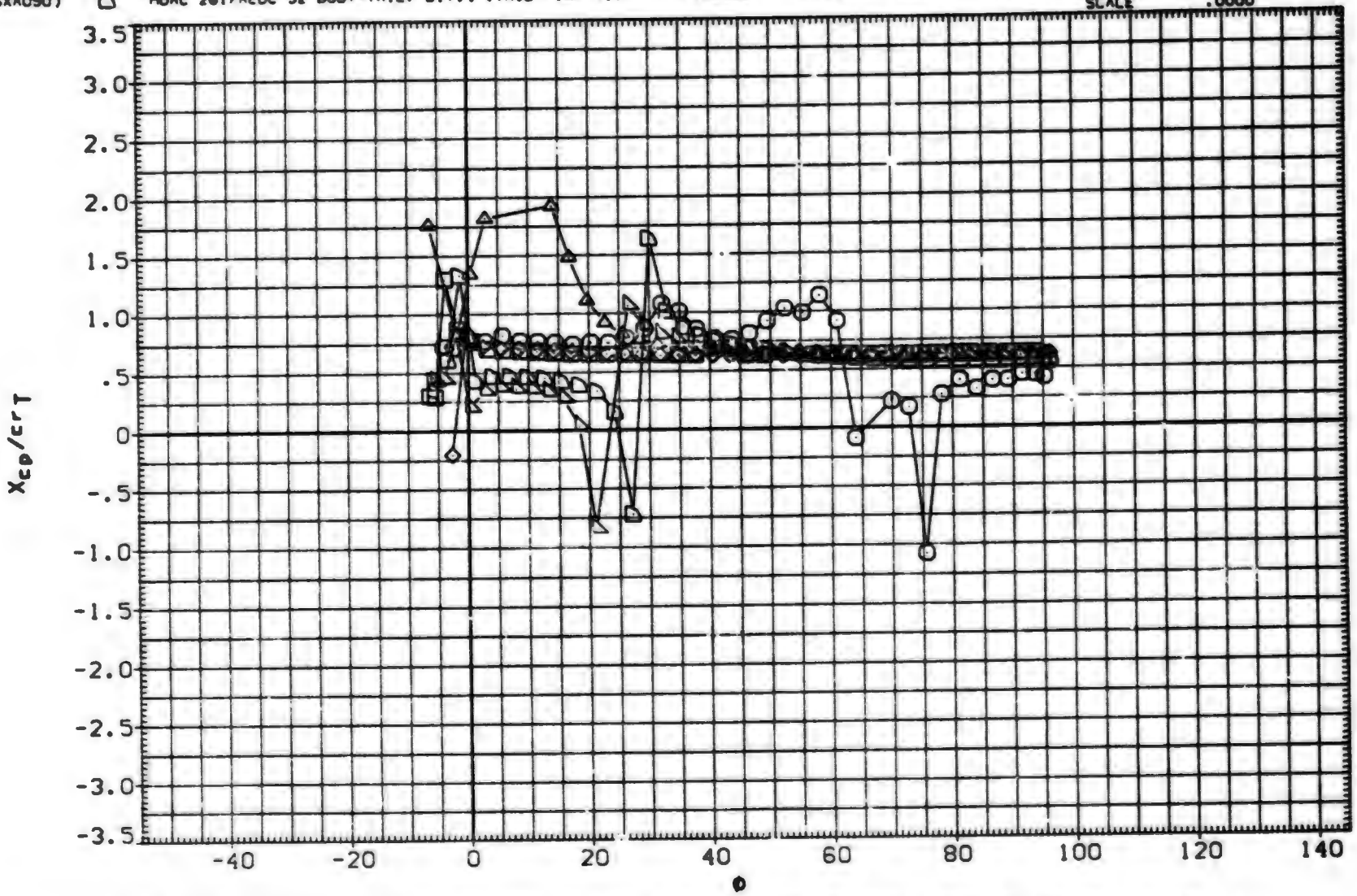

FIN AERODYNAMIC CHARACTERISTICS AS A FUNCTION OF ROLL ANGLE. B1T14 (FIN 1)

(A)MACH = .80

DATA SET	SYMBOL	CONFIGURATION DESCRIPTION	ALPHA	LAMBDA	RT.CRD	SEMSPN
(SXA080)	○	DATA NOT AVAILABLE	.000	.000	7.499	1.875
(SXA082)	□	DATA NOT AVAILABLE	2.000	.000	7.499	1.875
(SXA083)	◇	MDAC 261/AEDC 52 BODY-TAIL. BIT14 (TAIL FIN. T1)	4.140	.000	7.499	1.875
(SXA086)	◁	MDAC 261/AEDC 52 BODY-TAIL. BIT14 (TAIL FIN. T1)	10.430	.000	7.499	1.875
(SXA088)	△	MDAC 261/AEDC 52 BODY-TAIL. BIT14 (TAIL FIN. T1)	14.890	.000	7.499	1.875
(SXA090)	D	MDAC 261/AEDC 52 BODY-TAIL. BIT14 (TAIL FIN. T1)	19.400	.000	7.499	1.875

REFERENCE INFORMATION

SREF	7.0380	SQ.IN.
LREF	7.4990	IN.
BREF	1.8750	IN.
XMRP	.6200	IN.
YMRP	.0000	IN.
ZMRP	.0000	IN.
SCALE	.0000	

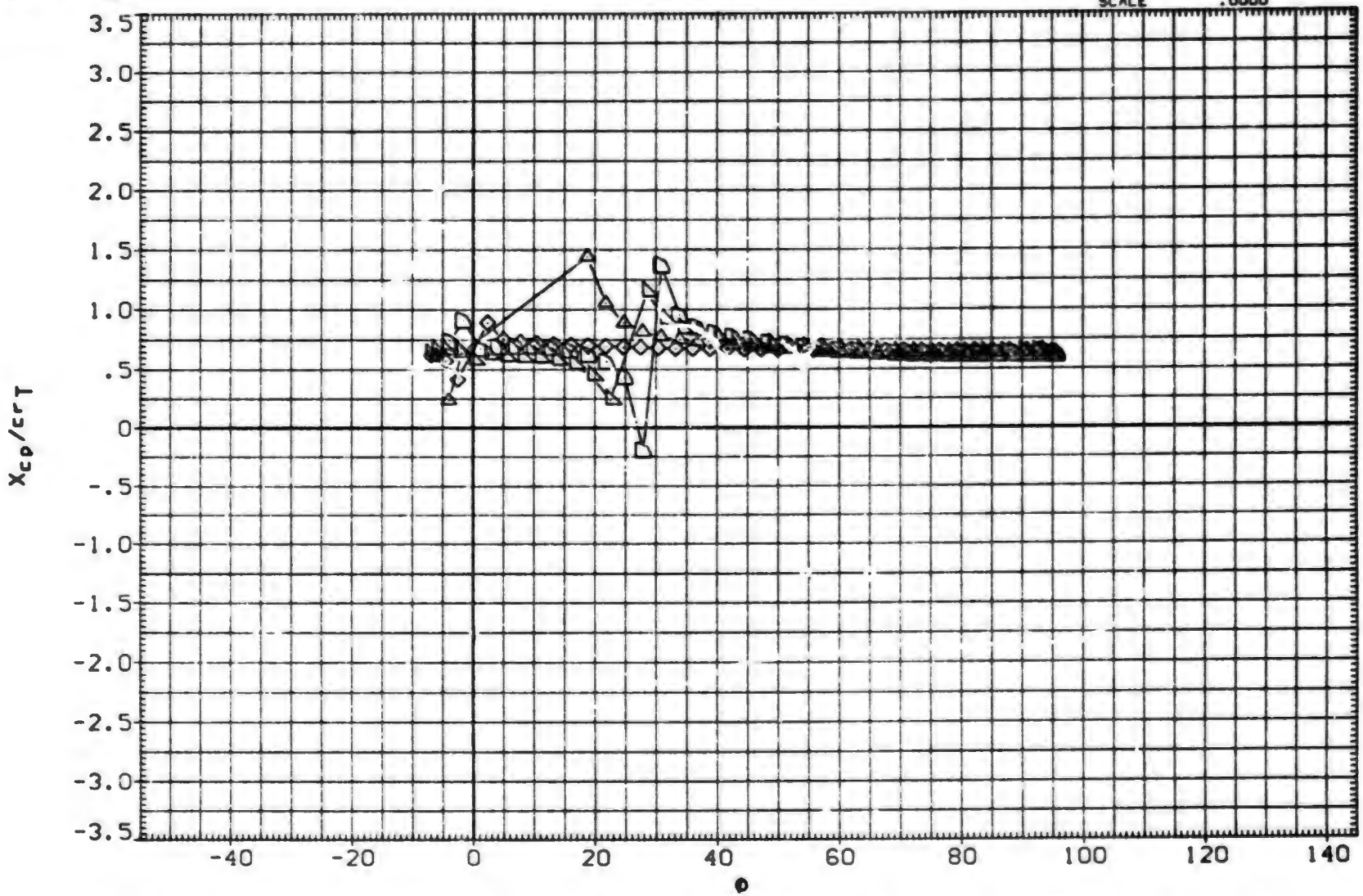

FIN AERODYNAMIC CHARACTERISTICS AS A FUNCTION OF ROLL ANGLE. BIT14 (FIN 1)

(B)MACH = 1.01

DATA SET	SYMBOL	CONFIGURATION DESCRIPTION	ALPHA	LAMBDA	RT.CRD	SEMSPN
(SXA080)	○	MDAC 261/AEDC 52 BODY-TAIL. BIT14 (TAIL FIN. T1)	.000	.000	7.499	1.875
(SXA082)	□	MDAC 261/AEDC 52 BODY-TAIL. BIT14 (TAIL FIN. T1)	2.000	.000	7.499	1.875
(SXA083)	◇	MDAC 261/AEDC 52 BODY-TAIL. BIT14 (TAIL FIN. T1)	4.140	.000	7.499	1.875
(SXA086)	△	MDAC 261/AEDC 52 BODY-TAIL. BIT14 (TAIL FIN. T1)	10.430	.000	7.499	1.875
(SXA088)	◁	DATA NOT AVAILABLE	14.890	.000	7.499	1.875
(SXA090)	▷	DATA NOT AVAILABLE	19.400	.000	7.499	1.875

REFERENCE INFORMATION

SREF	7.0380	SQ.IN.
LREF	7.4990	IN.
BREF	1.8750	IN.
XMRP	.6200	IN.
YMRP	.0000	IN.
ZMRP	.0000	IN.
SCALE	.0000	

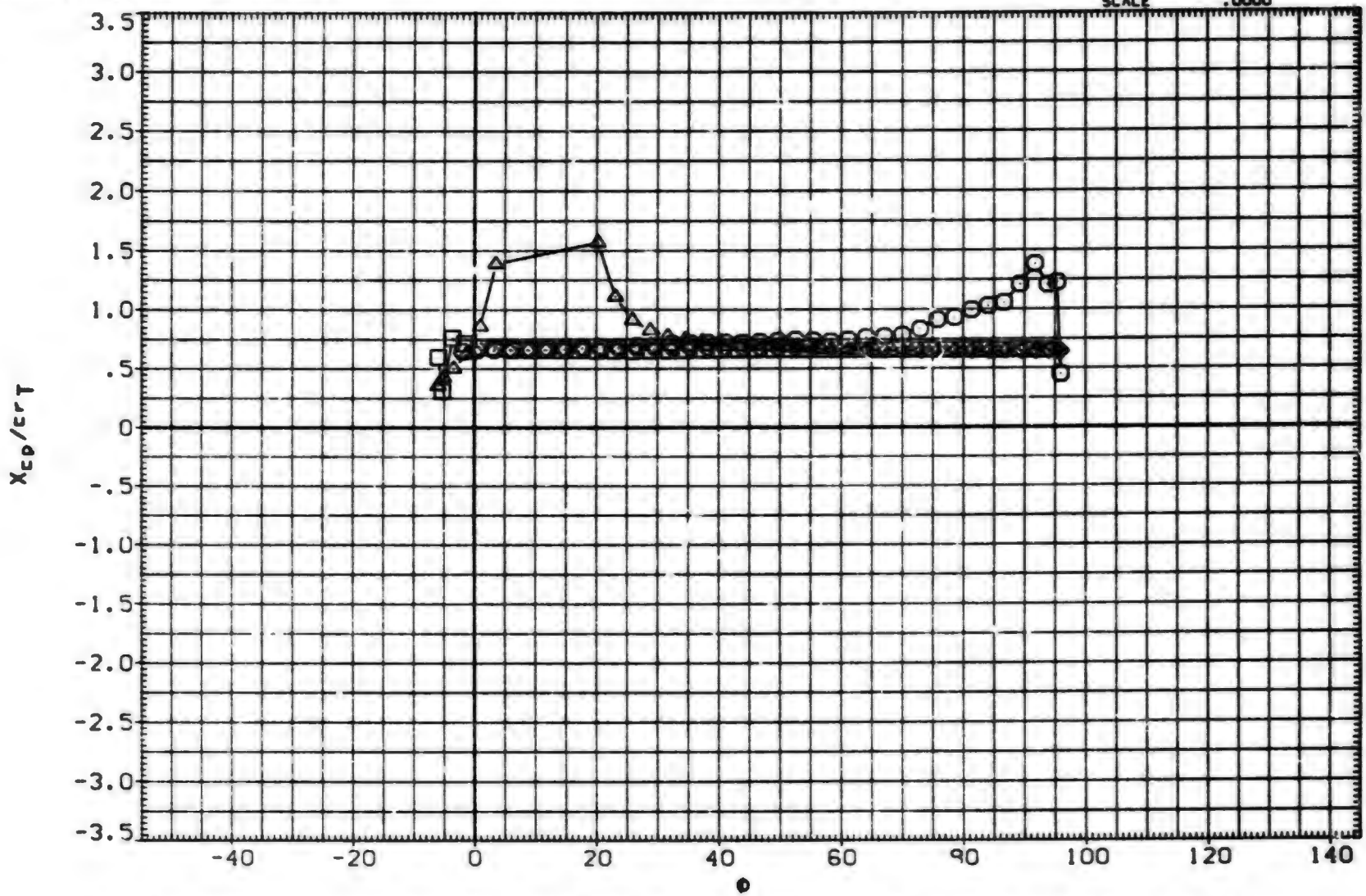

FIN AERODYNAMIC CHARACTERISTICS AS A FUNCTION OF ROLL ANGLE. BIT14 (FIN 1)

(C)MACH = 1.18

DATA SET	SYMBOL	CONFIGURATION DESCRIPTION	ALPHA	LAMBDA	RT.CRD	SEMSPN
(SXA080)	○	DATA NOT AVAILABLE	.000	.000	7.499	1.875
(SXA082)	□	DATA NOT AVAILABLE	2.000	.000	7.499	1.875
(SXA083)	◇	DATA NOT AVAILABLE	4.140	.000	7.499	1.875
(SXA086)	△	DATA NOT AVAILABLE	10.430	.000	7.499	1.875
(SXA088)	◺	MDAC 261/AEDC 52 BODY-TAIL. BIT14 (TAIL FIN. T1)	14.890	.000	7.499	1.875
(SXA090)	◸	MDAC 261/AEDC 52 BODY-TAIL. BIT14 (TAIL FIN. T1)	19.400	.000	7.499	1.875

REFERENCE INFORMATION		
SREF	7.0380	SQ.IN.
LREF	7.4990	IN.
BREF	1.8750	IN.
XMRP	.6200	IN.
YMRP	.0000	IN.
ZMRP	.0000	IN.
SCALE	.0000	

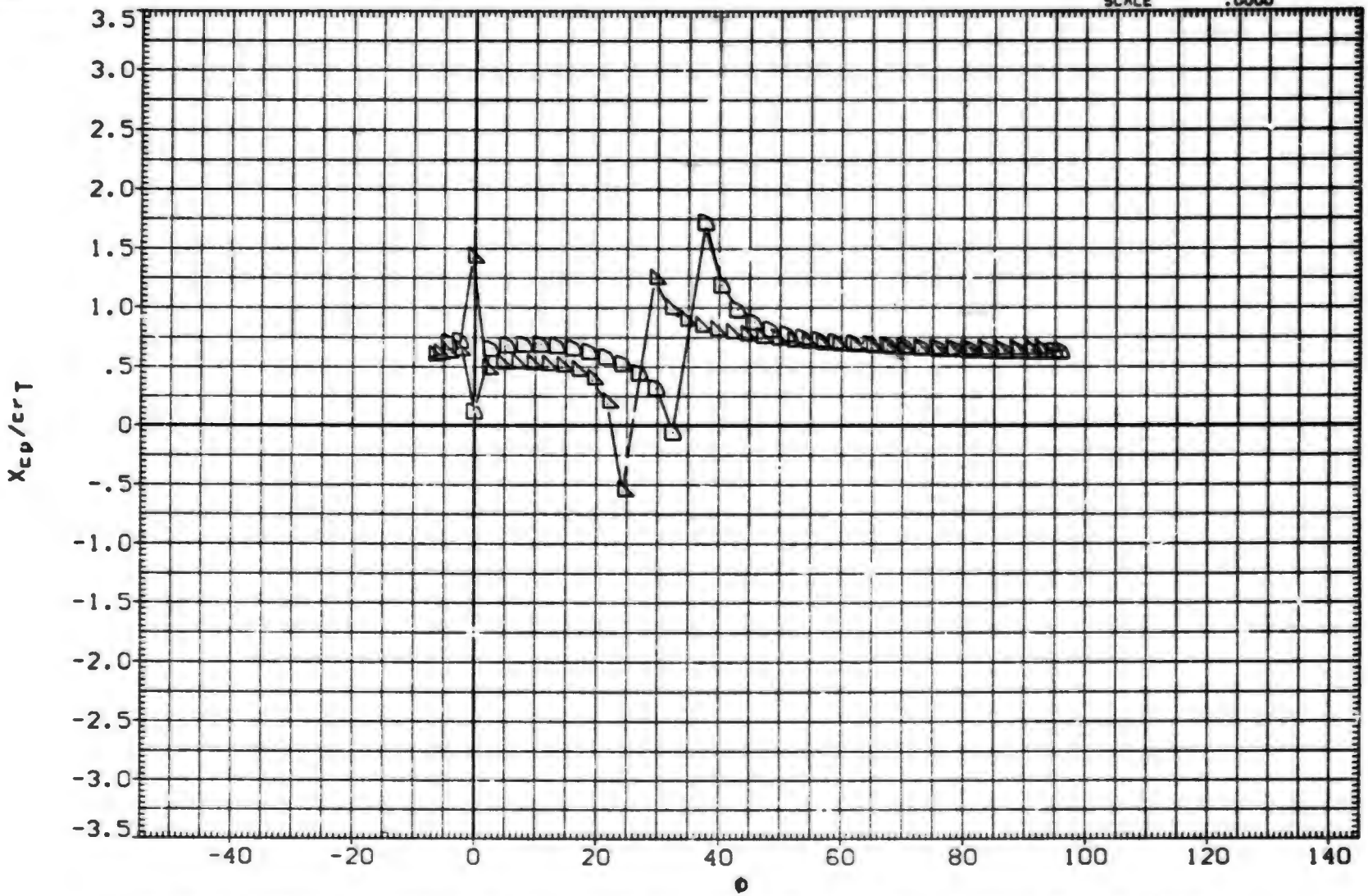

FIN AERODYNAMIC CHARACTERISTICS AS A FUNCTION OF ROLL ANGLE. BIT14 (FIN 1)

(D)MACH = 1.22

DATA SET	SYMBOL	CONFIGURATION DESCRIPTION	ALPHA	LAMBDA	RT.CRD	SEMSPN
(SXA080)	○	MDAC 261/AEDC 52 BODY-TAIL. BIT14 (TAIL FIN. T1)	.000	.000	7.499	1.875
(SXA082)	□	MDAC 261/AEDC 52 BODY-TAIL. BIT14 (TAIL FIN. T1)	2.000	.000	7.499	1.875
(SXA083)	◇	MDAC 261/AEDC 52 BODY-TAIL. BIT14 (TAIL FIN. T1)	4.140	.000	7.499	1.875
(SXA086)	△	MDAC 261/AEDC 52 BODY-TAIL. BIT14 (TAIL FIN. T1)	10.430	.000	7.499	1.875
(SXA088)	◭	MDAC 261/AEDC 52 BODY-TAIL. BIT14 (TAIL FIN. T1)	14.890	.000	7.499	1.875
(SXA090)	◮	MDAC 261/AEDC 52 BODY-TAIL. BIT14 (TAIL FIN. T1)	19.400	.000	7.499	1.875

REFERENCE INFORMATION		
SREF	7.0380	80.IN.
LREF	7.4990	IN.
BREF	1.8750	IN.
XMRP	.6200	IN.
YMRP	.0000	IN.
ZMRP	.0000	IN.
SCALE	.0000	

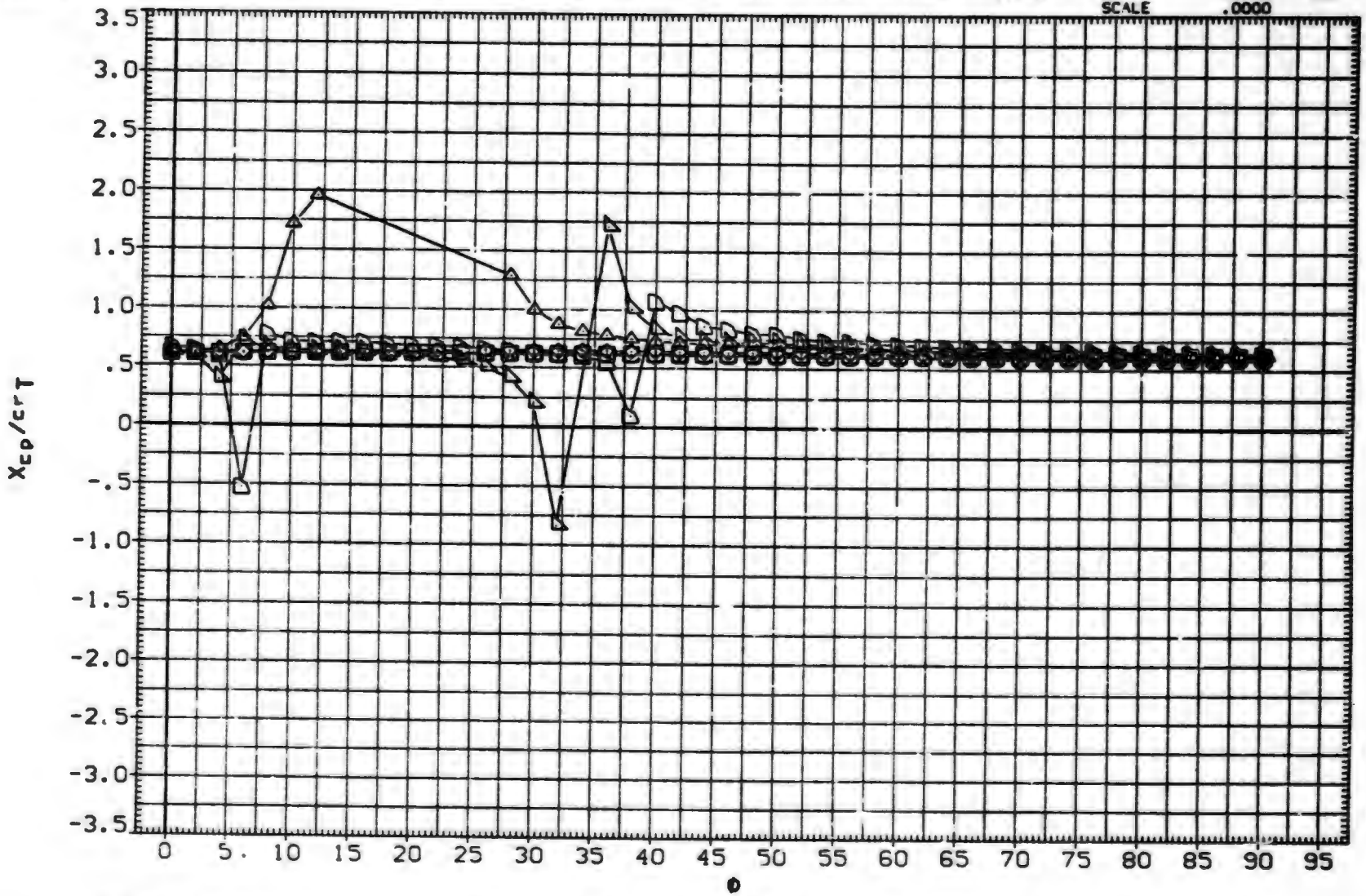

FIN AERODYNAMIC CHARACTERISTICS AS A FUNCTION OF ROLL ANGLE. BIT14 (FIN 1)

(E)MACH = 1.76

DATA SET	SYMBOL	CONFIGURATION DESCRIPTION	ALPHA	LAMBDA	RT.CRD	SEMSPN
(SXA080)	○	MDAC 261/AEDC 52 BODY-TAIL. B1T14 (TAIL FIN. T1)	.000	.000	7.499	1.875
(SXA082)	□	MDAC 261/AEDC 52 BODY-TAIL. B1T14 (TAIL FIN. T1)	2.000	.000	7.499	1.875
(SXA083)	◇	MDAC 261/AEDC 52 BODY-TAIL. B1T14 (TAIL FIN. T1)	4.140	.000	7.499	1.875
(SXA086)	△	MDAC 261/AEDC 52 BODY-TAIL. B1T14 (TAIL FIN. T1)	10.430	.000	7.499	1.875
(SXA088)	◁	MDAC 261/AEDC 52 BODY-TAIL. B1T14 (TAIL FIN. T1)	14.890	.000	7.499	1.875
(SXA090)	▷	MDAC 261/AEDC 52 BODY-TAIL. B1T14 (TAIL FIN. T1)	19.400	.000	7.499	1.875

REFERENCE INFORMATION		
SREF	7.0380	SQ. IN.
LREF	7.4990	IN.
BREF	1.8750	IN.
XMRP	.6200	IN.
YMRP	.0000	IN.
ZMRP	.0000	IN.
SCALE	.0000	

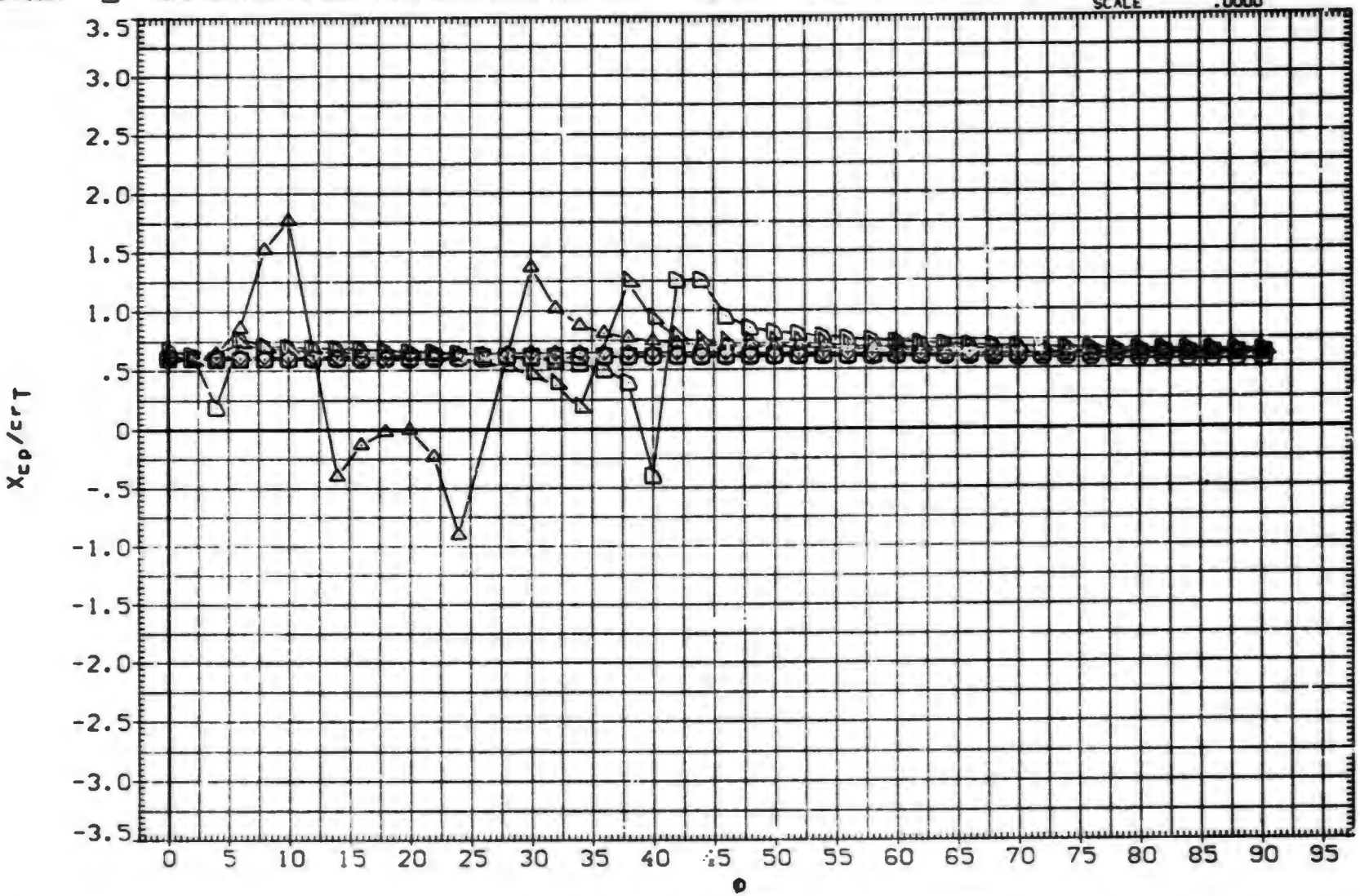

FIN AERODYNAMIC CHARACTERISTICS AS A FUNCTION OF ROLL ANGLE. B1T14 (FIN 1)

(F)MACH = 2.00

DATA SET	SYMBOL	CONFIGURATION DESCRIPTION	ALPHA	LAMBDA	RT.CRD	SEMSPN
(SXA080)	○	MDAC 261/AEDC 52 BODY-TAIL. BIT14 (TAIL FIN. T1)	.000	.000	7.499	1.875
(SXA082)	□	MDAC 261/AEDC 52 BODY-TAIL. BIT14 (TAIL FIN. T1)	2.000	.000	7.499	1.875
(SXA083)	◇	MDAC 261/AEDC 52 BODY-TAIL. BIT14 (TAIL FIN. T1)	4.140	.000	7.499	1.875
(SXA086)	△	MDAC 261/AEDC 52 BODY-TAIL. BIT14 (TAIL FIN. T1)	10.430	.000	7.499	1.875
(SXA088)	▷	MDAC 261/AEDC 52 BODY-TAIL. BIT14 (TAIL FIN. T1)	14.890	.000	7.499	1.875
(SXA090)	D	MDAC 261/AEDC 52 BODY-TAIL. BIT14 (TAIL FIN. T1)	19.430	.000	7.499	1.875

REFERENCE INFORMATION		
SREF	7.0380	SQ.IN.
LREF	7.4990	IN.
BREF	1.8750	IN.
XMRP	.6200	IN.
YMRP	.0000	IN.
ZMRP	.0000	IN.
SCALE	.0000	

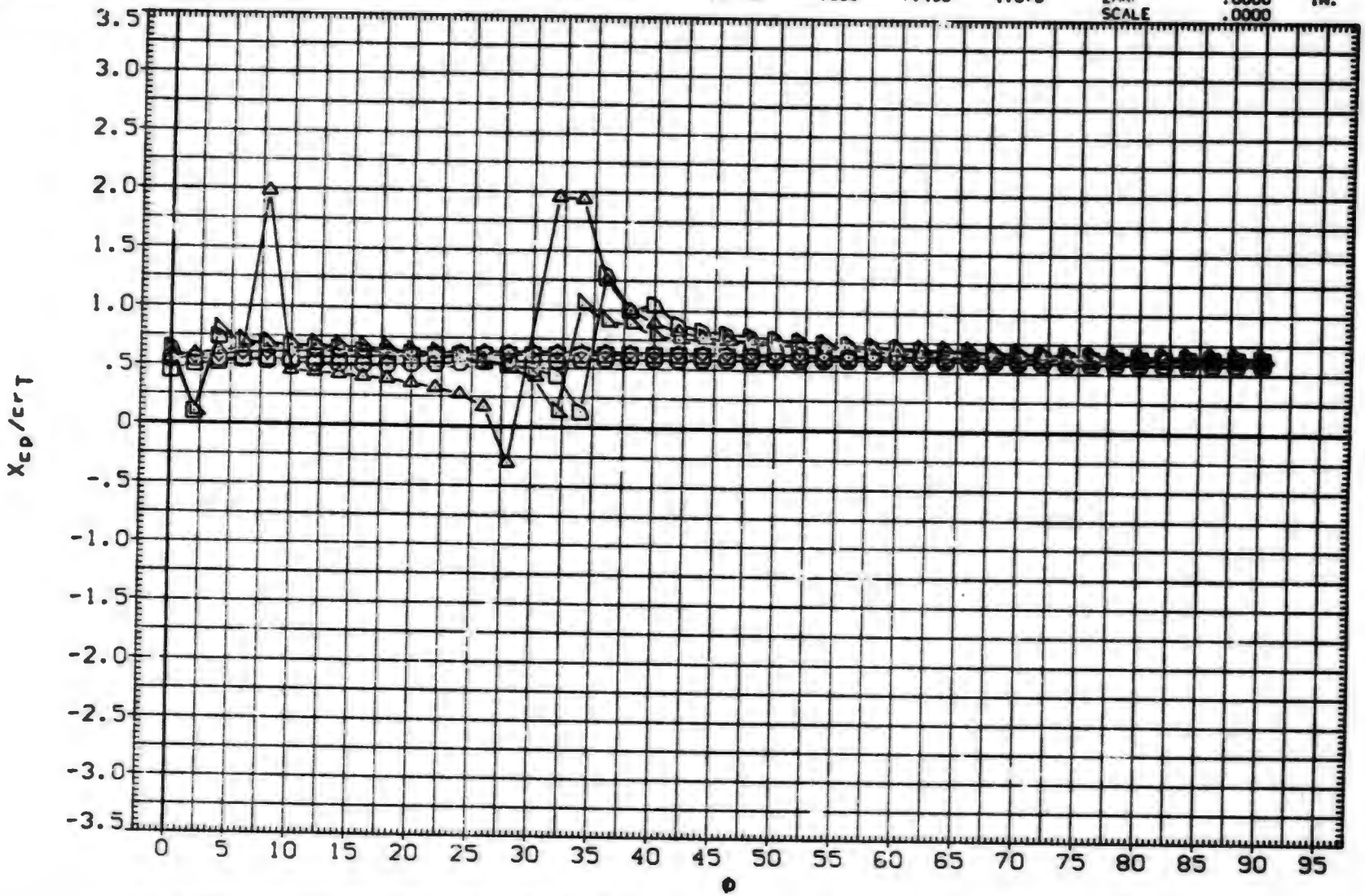

FIN AERODYNAMIC CHARACTERISTICS AS A FUNCTION OF ROLL ANGLE. BIT14 (FIN 1)

(G)MACH = 2.50

DATA SET	SYMBOL	CONFIGURATION DESCRIPTION	ALPHA	LAMBDA	RT.CRD	SEMSPN
(SXA080)	○	MDAC 261/AEDC 52 BODY-TAIL. B1T14 (TAIL FIN. T1)	.000	.000	7.499	1.875
(SXA082)	□	MDAC 261/AEDC 52 BODY-TAIL. B1T14 (TAIL FIN. T1)	2.000	.000	7.499	1.875
(SXA083)	◇	MDAC 261/AEDC 52 BODY-TAIL. B1T14 (TAIL FIN. T1)	4.140	.000	7.499	1.875
(SXA086)	△	MDAC 261/AEDC 52 BODY-TAIL. B1T14 (TAIL FIN. T1)	10.430	.000	7.499	1.875
(SXA088)	◺	MDAC 261/AEDC 52 BODY-TAIL. B1T14 (TAIL FIN. T1)	14.850	.000	7.499	1.875
(SXA090)	D	MDAC 261/AEDC 52 BODY-TAIL. B1T14 (TAIL FIN. T1)	19.400	.000	7.499	1.875

REFERENCE INFORMATION

SREF	7.0380	SQ.IN.
LREF	7.4990	IN.
BREF	1.8750	IN.
XMRP	.6200	IN.
YMRP	.0000	IN.
ZMRP	.0000	IN.
SCALE	.0000	

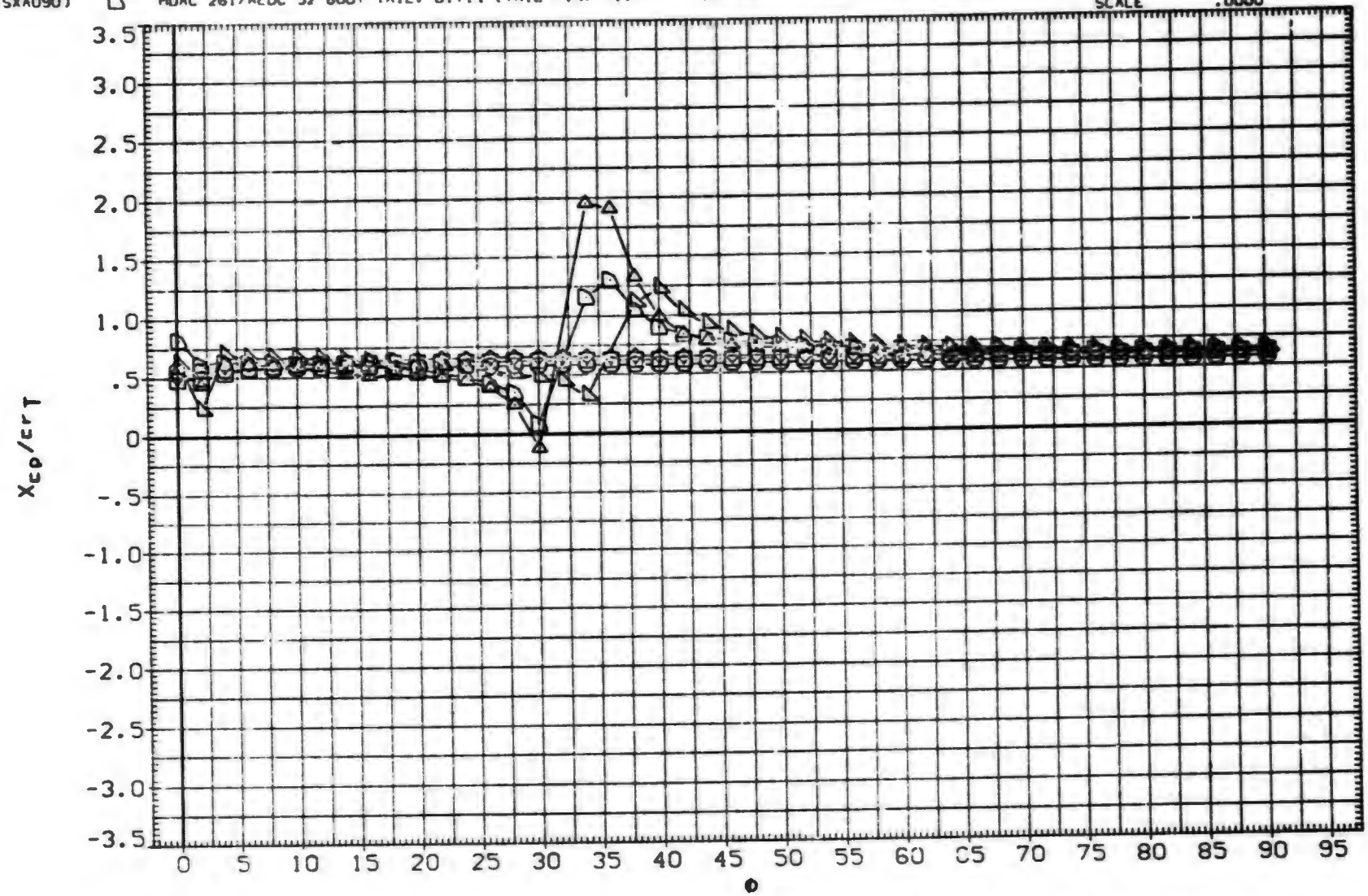

FIN AERODYNAMIC CHARACTERISTICS AS A FUNCTION OF ROLL ANGLE. B1T14 (FIN 1)

(H)MACH = 3.01

DATA SET	SYMBOL	CONFIGURATION DESCRIPTION	ALPHA	LAMBDA	RT.CRD	SEMSPN
(SXA080)	○	MDAC 261/AEDC 52 BODY-TAIL. B1T14 (TAIL FIN. T1)	.000	.000	7.499	1.875
(SXA082)	□	MDAC 261/AEDC 52 BODY-TAIL. B1T14 (TAIL FIN. T1)	2.000	.000	7.499	1.875
(SXA083)	◇	MDAC 261/AEDC 52 BODY-TAIL. B1T14 (TAIL FIN. T1)	4.140	.000	7.499	1.875
(SXA086)	△	MDAC 261/AEDC 52 BODY-TAIL. B1T14 (TAIL FIN. T1)	10.430	.000	7.499	1.875
(SXA088)	◁	MDAC 261/AEDC 52 BODY-TAIL. B1T14 (TAIL FIN. T1)	14.890	.000	7.499	1.875
(SXA090)	▷	MDAC 261/AEDC 52 BODY-TAIL. B1T14 (TAIL FIN. T1)	19.400	.000	7.499	1.875

REFERENCE INFORMATION

SREF	7.0380	SQ. IN.
LREF	7.4990	IN.
BREF	1.8750	IN.
XMRP	.6200	IN.
YMRP	.0000	IN.
ZMRP	.0000	IN.
SCALE	.0000	

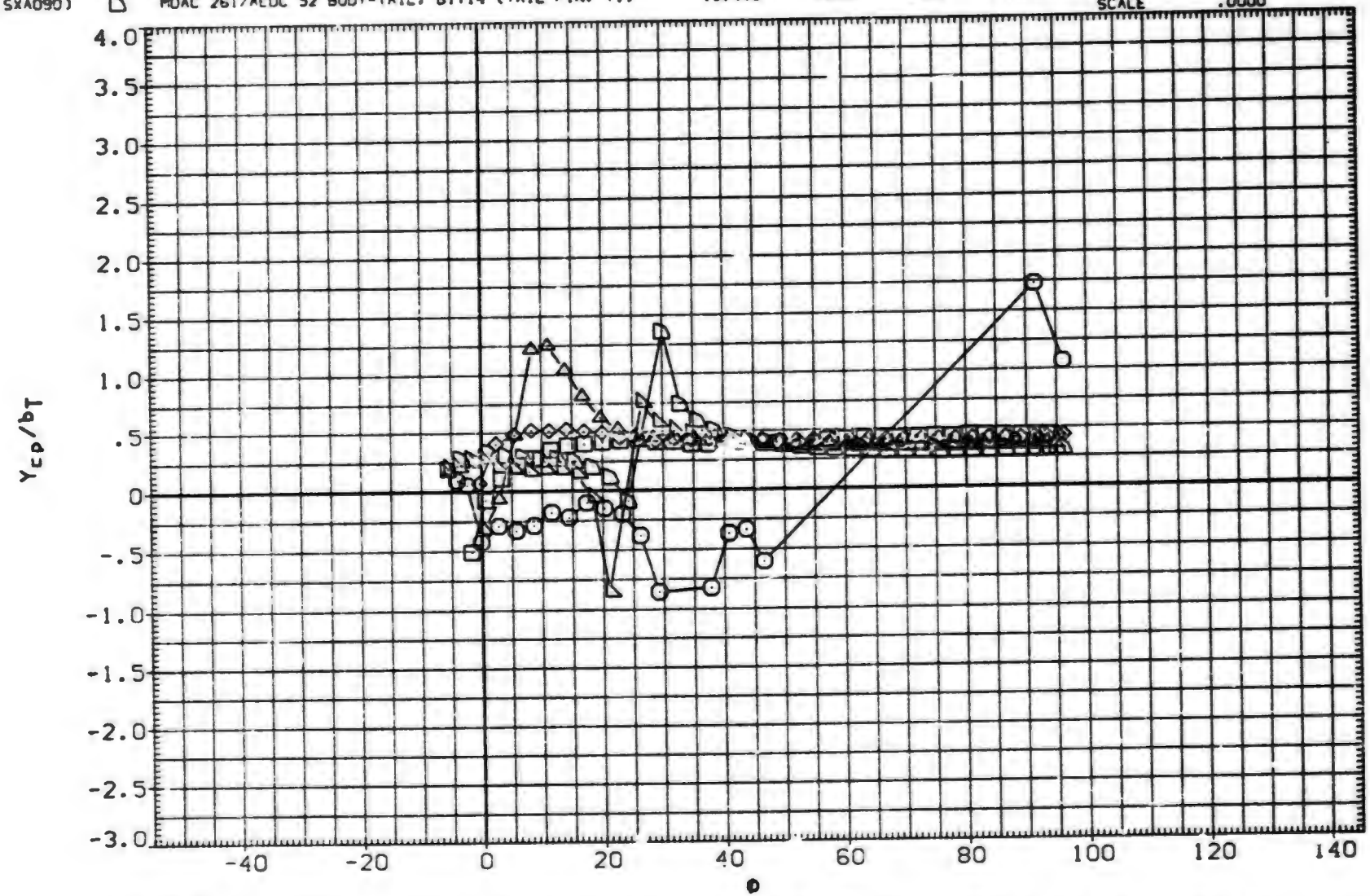

FIN AERODYNAMIC HARACTERISTICS AS A FUNCTION OF ROLL ANGLE. B1T14 (FIN 1)

(A)MACH = .80

DATA SET	SYMBOL	CONFIGURATION DESCRIPTION	ALPHA	LAMBDA	RT.CRD	SEMSPN
(SXA080)	○	DATA NOT AVAILABLE	.000	.000	7.499	1.875
(SXA082)	□	DATA NOT AVAILABLE	2.000	.000	7.499	1.875
(SXA083)	◇	MDAC 261/AEDC 52 BODY-TAIL. BIT14 (TAIL FIN. T1)	4.140	.000	7.499	1.875
(SXA086)	△	MDAC 261/AEDC 52 BODY-TAIL. BIT14 (TAIL FIN. T1)	10.430	.000	7.499	1.875
(SXA088)	◁	MDAC 261/AEDC 52 BODY-TAIL. BIT14 (TAIL FIN. T1)	14.890	.000	7.499	1.875
(SXA090)	▷	MDAC 261/AEDC 52 BODY-TAIL. BIT14 (TAIL FIN. T1)	19.400	.000	7.499	1.875

REFERENCE INFORMATION		
SREF	7.0380	SQ.IN.
LREF	7.4990	IN.
BREF	1.8750	IN.
XMRP	.6200	IN.
YMRP	.0000	IN.
ZMRP	.0000	IN.
SCALE	.0000	

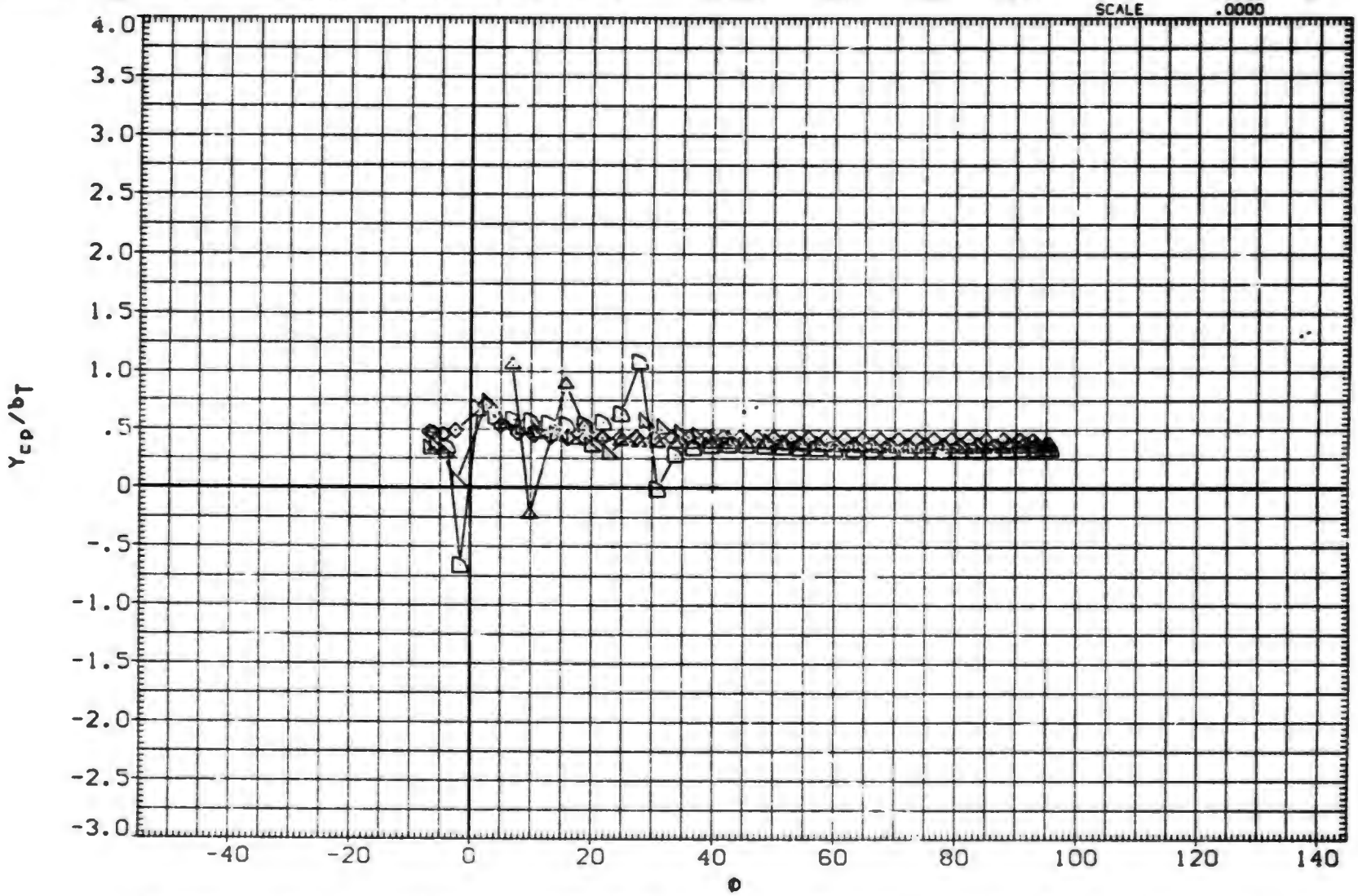

FIN AERODYNAMIC CHARACTERISTICS AS A FUNCTION OF ROLL ANGLE. BIT14 (FIN 1)

(B)MACH = 1.01

DATA SET	SYMBOL	CONFIGURATION DESCRIPTION	ALPHA	LAMBDA	RT.CRD	SEMSPN
(SXA080)	○	MDAC 261/AEDC 52 BODY-TAIL. B1T14 (TAIL FIN. T1)	.000	.000	7.499	1.875
(SXA082)	□	MDAC 261/AEDC 52 BODY-TAIL. B1T14 (TAIL FIN. T1)	2.000	.000	7.499	1.875
(SXA083)	◇	MDAC 261/AEDC 52 BODY-TAIL. B1T14 (TAIL FIN. T1)	4.140	.000	7.499	1.875
(SXA086)	△	MDAC 261/AEDC 52 BODY-TAIL. B1T14 (TAIL FIN. T1)	10.430	.000	7.499	1.875
(SXA088)	◁	DATA NOT AVAILABLE	14.890	.000	7.499	1.875
(SXA090)	▷	DATA NOT AVAILABLE	19.400	.000	7.499	1.875

REFERENCE INFORMATION		
SREF	7.0380	SQ.IN.
LREF	7.4990	IN.
BREF	1.8750	IN.
XMRP	.6200	IN.
YMRP	.0000	IN.
ZMRP	.0000	IN.
SCALE	.0000	

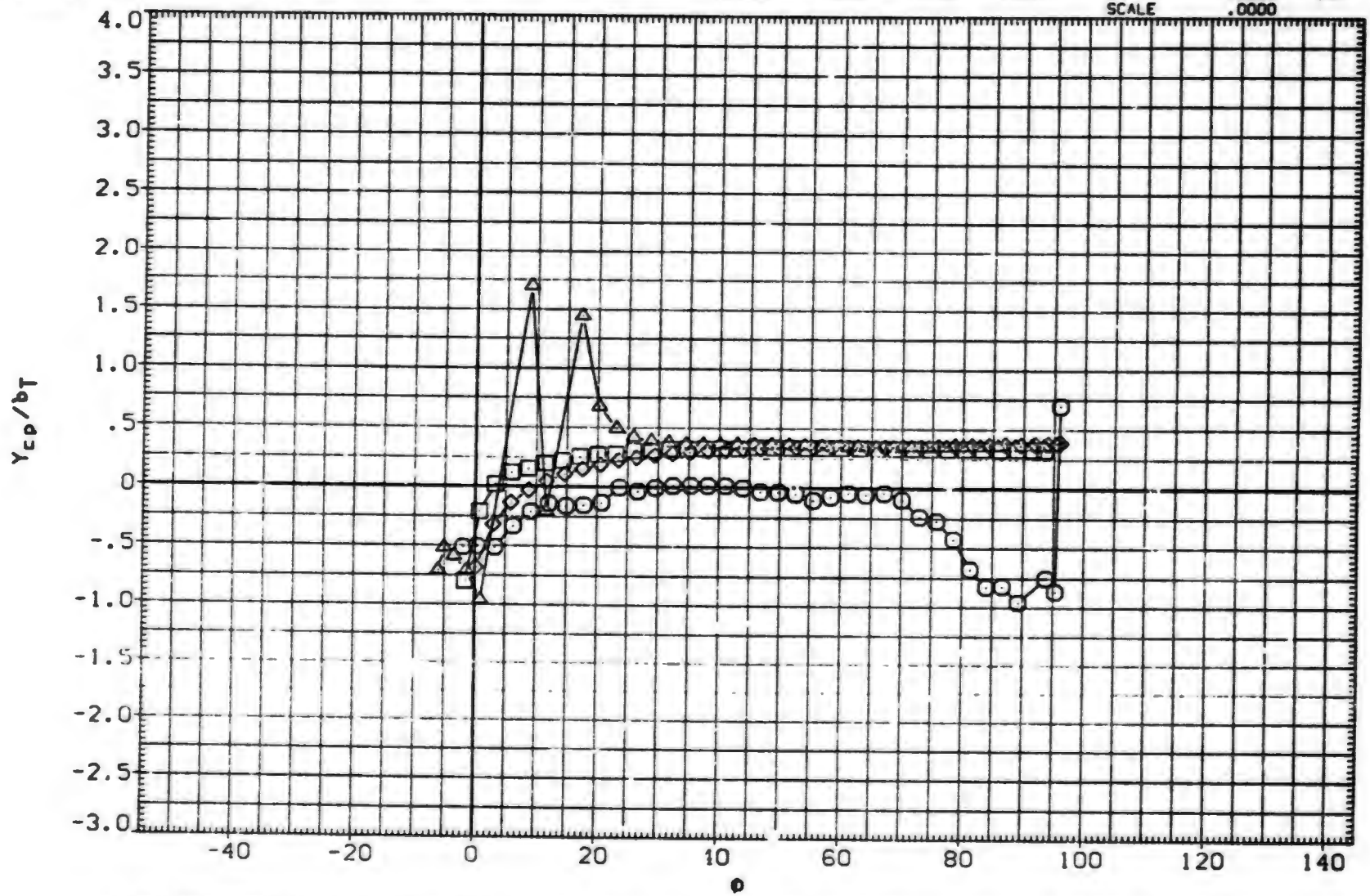

FIN AERODYNAMIC CHARACTERISTICS AS A FUNCTION OF ROLL ANGLE. B1T14 (FIN 1)

(C)MACH = 1.18

DATA SET	SYMBOL	CONFIGURATION DESCRIPTION
(SXA080)	○	DATA NOT AVAILABLE
(SXA082)	□	DATA NOT AVAILABLE
(SXA083)	◇	DATA NOT AVAILABLE
(SXA086)	△	DATA NOT AVAILABLE
(SXA088)	◺	MDAC 261/AEDC 52 BODY-TAIL. BIT14 (TAIL FIN. T1)
(SXA090)	D	MDAC 261/AEDC 52 BODY-TAIL. BIT14 (TAIL FIN. T1)

ALPHA	LAMBDA	RT.CRD	SEMSPN
.000	.000	7.499	1.875
2.000	.000	7.499	1.875
4.140	.000	7.499	1.875
10.430	.000	7.499	1.875
14.090	.000	7.499	1.875
19.400	.000	7.499	1.875

REFERENCE INFORMATION

SREF	7.0380	SQ.IN.
LREF	7.4990	IN.
BREF	1.8750	IN.
XMRP	.6200	IN.
YMRP	.0000	IN.
ZMRP	.0000	IN.
SCALE	.0000	

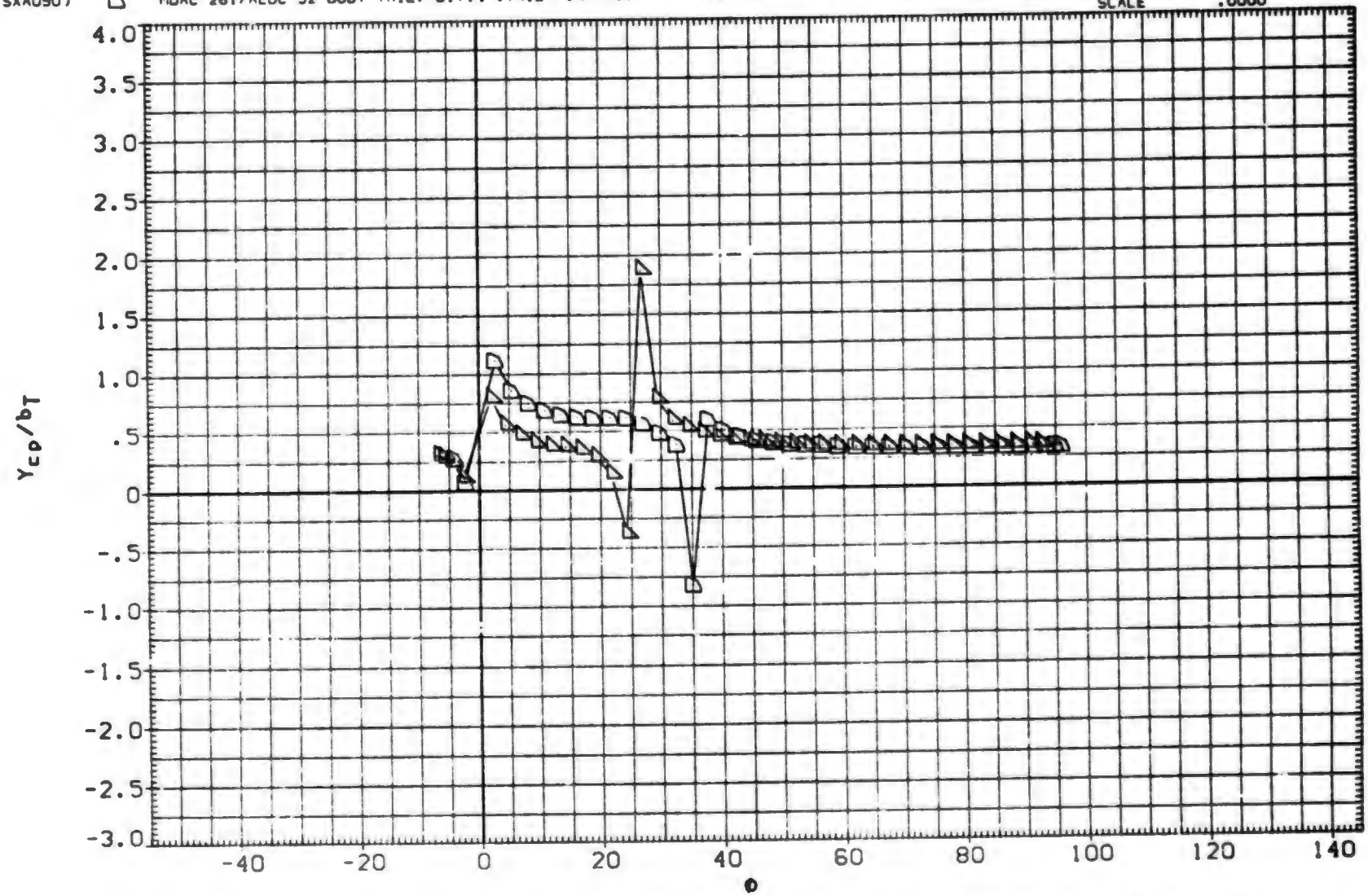

FIN AERODYNAMIC CHARACTERISTICS AS A FUNCTION OF ROLL ANGLE. BIT14 (FIN 1)

(D)MACH = 1.22

DATA SET	SYMBOL	CONFIGURATION DESCRIPTION	A_PHA	LAMBDA	RT.CRD	SEMSPN
(SXA080)	○	MDAC 261/AEDC 52 BODY-TAIL. BIT14 (TAIL FIN. T1)	.000	.000	7.499	1.875
(SXA082)	□	MDAC 261/AEDC 52 BODY-TAIL. BIT14 (TAIL FIN. T1)	2.000	.000	7.499	1.875
(SXA083)	◇	MDAC 261/AEDC 52 BODY-TAIL. BIT14 (TAIL FIN. T1)	4.140	.000	7.499	1.875
(SXA086)	△	MDAC 261/AEDC 52 BODY-TAIL. BIT14 (TAIL FIN. T1)	10.430	.000	7.499	1.875
(SXA088)	◭	MDAC 261/AEDC 52 BODY-TAIL. BIT14 (TAIL FIN. T1)	14.890	.000	7.499	1.875
(SXA090)	◸	MDAC 261/AEDC 52 BODY-TAIL. BIT14 (TAIL FIN. T1)	19.400	.000	7.499	1.875

REFERENCE INFORMATION

SREF	7.0380	SQ. IN.
LREF	7.4990	IN.
BREF	1.8750	IN.
XMRP	.6200	IN.
YMRP	.0000	IN.
ZMRP	.0000	IN.
SCALE	.0000	

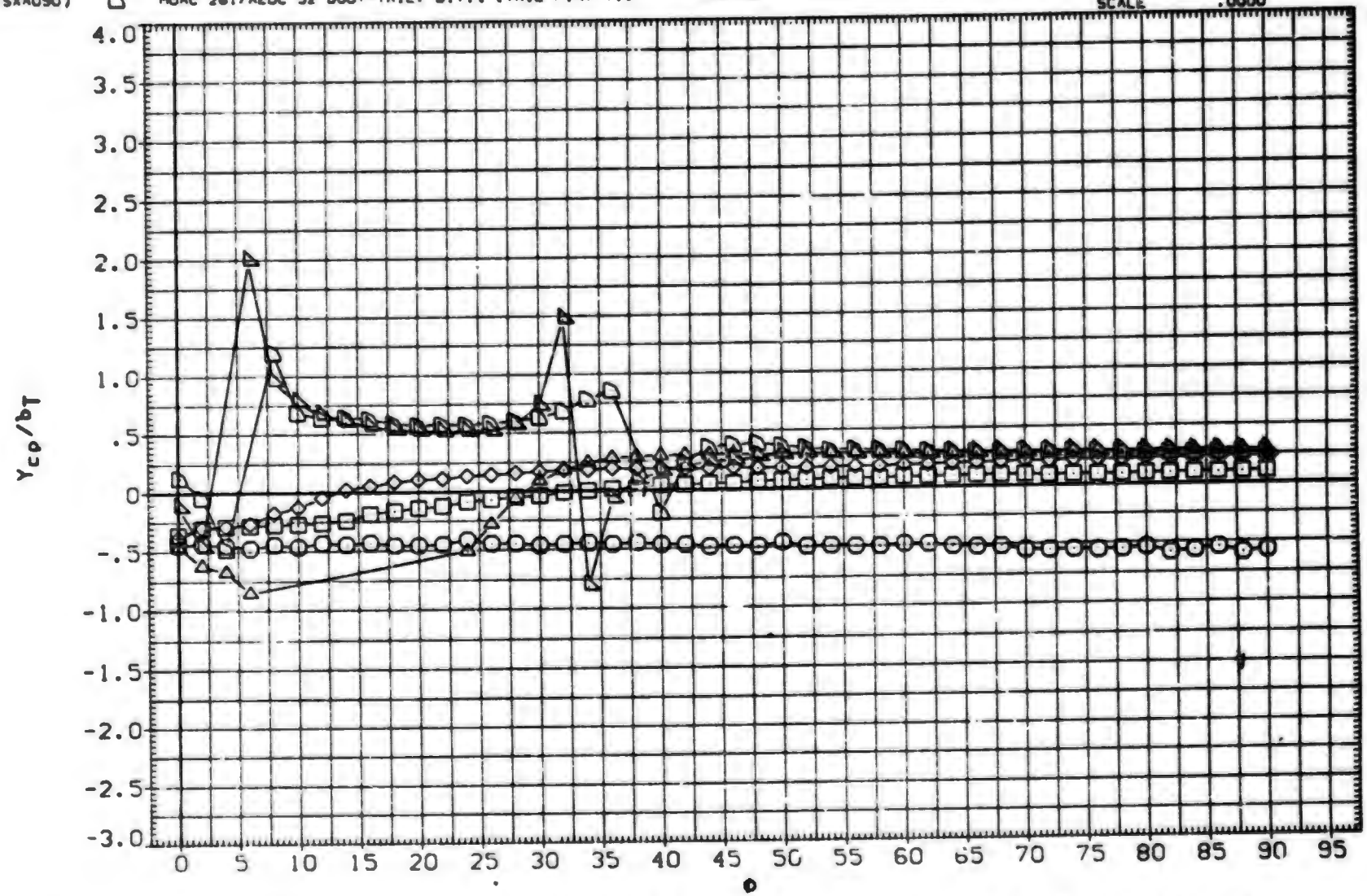

FIN AERODYNAMIC CHARACTERISTICS AS A FUNCTION OF ROLL ANGLE. BIT14 (FIN 1)

(E)MACH = 1.76

DATA SET	SYMBOL	CONFIGURATION DESCRIPTION	ALPHA	LAMBDA	RT.CRD	SEMSPN
(SXA080)	○	MDAC 261/AEDC 52 BODY-TAIL. B1T14 (TAIL FIN. T1)	.000	.000	7.499	1.875
(SXA082)	□	MDAC 261/AEDC 52 BODY-TAIL. B1T14 (TAIL FIN. T1)	2.000	.000	7.499	1.875
(SXA083)	◇	MDAC 261/AEDC 52 BODY-TAIL. B1T14 (TAIL FIN. T1)	4.140	.000	7.499	1.875
(SXA086)	△	MDAC 261/AEDC 52 BODY-TAIL. B1T14 (TAIL FIN. T1)	10.430	.000	7.499	1.875
(SXAC88)	◺	MDAC 261/AEDC 52 BODY-TAIL. B1T14 (TAIL FIN. T1)	14.890	.000	7.499	1.875
(SXA090)	D	MDAC 261/AEDC 52 BODY-TAIL. B1T14 (TAIL FIN. T1)	19.400	.000	7.499	1.875

REFERENCE INFORMATION

SREF	7.0380	SQ. IN.
LREF	7.4990	IN.
BREF	1.8750	IN.
XMRP	.6200	IN.
YMRP	.0000	IN.
ZMRP	.0000	IN.
SCALE	.0000	

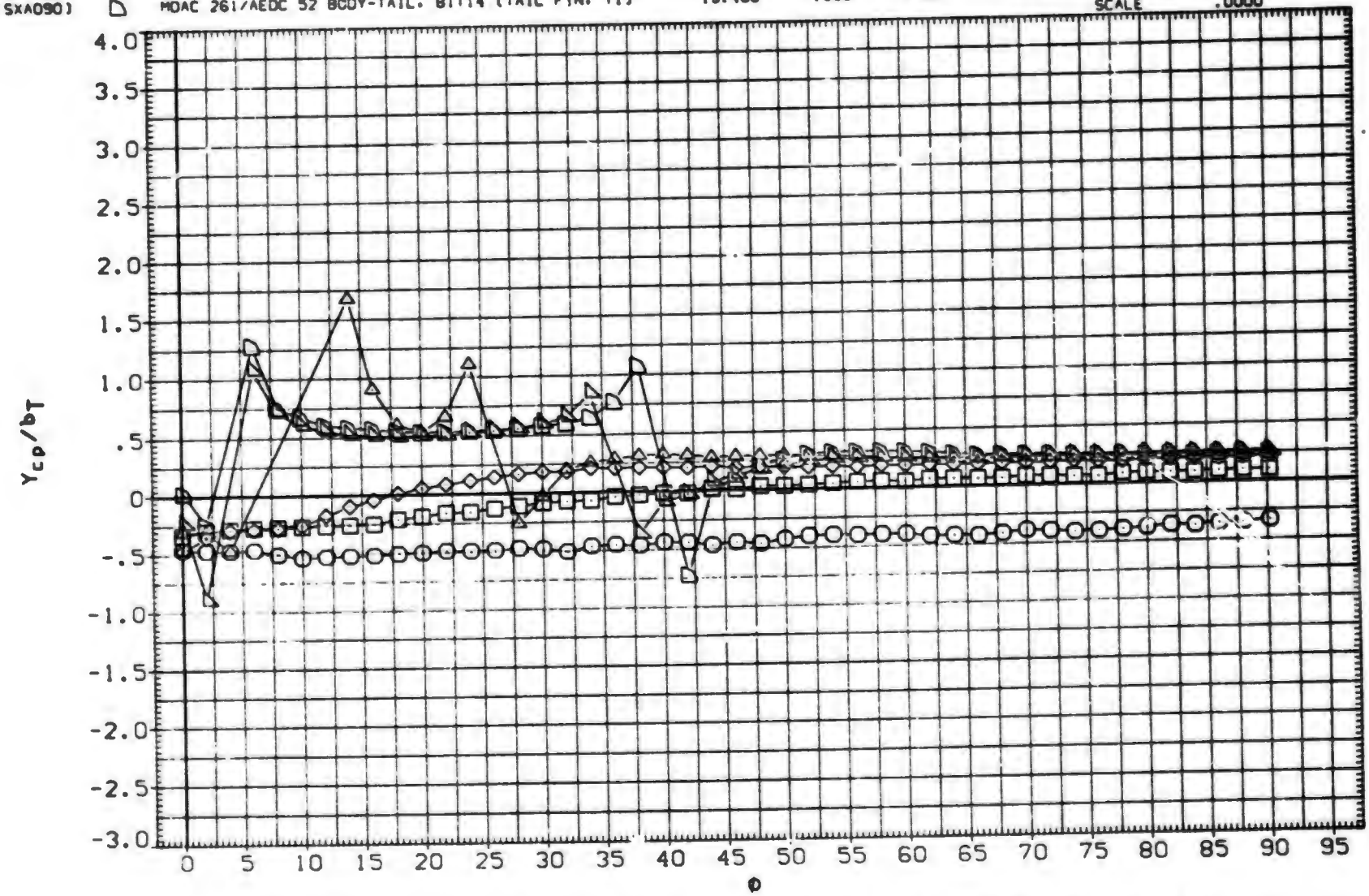

FIN AERODYNAMIC CHARACTERISTICS AS A FUNCTION OF ROLL ANGLE. B1T14 (FIN 1)

(F)MACH = 2.00

DATA SET	SYMBOL	CONFIGURATION DESCRIPTION	ALPHA	LAMBDA	RT.CRD	SEMSPN
(SXA080)	○	MDAC 261/AEDC 52 BODY-TAIL. B1T14 (TAIL FIN. T1)	.000	.000	7.499	1.875
(SXA082)	□	MDAC 261/AEDC 52 BODY-TAIL. B1T14 (TAIL FIN. T1)	2.000	.000	7.499	1.875
(SXA083)	◇	MDAC 261/AEDC 52 BODY-TAIL. B1T14 (TAIL FIN. T1)	4.140	.000	7.499	1.875
(SXA086)	△	MDAC 261/AEDC 52 BODY-TAIL. B1T14 (TAIL FIN. T1)	10.430	.000	7.499	1.875
(SXA088)	◺	MDAC 261/AEDC 52 BODY-TAIL. B1T14 (TAIL FIN. T1)	14.890	.000	7.499	1.875
(SXA090)	D	MDAC 261/AEDC 52 BODY-TAIL. B1T14 (TAIL FIN. T1)	19.400	.000	7.499	1.875

REFERENCE INFORMATION

SREF	7.0380	SQ. IN.
LREF	7.4990	IN.
BREF	1.8750	IN.
XMRP	.6200	IN.
YMRP	.0000	IN.
ZMRP	.0000	IN.
SCALE	.0000	

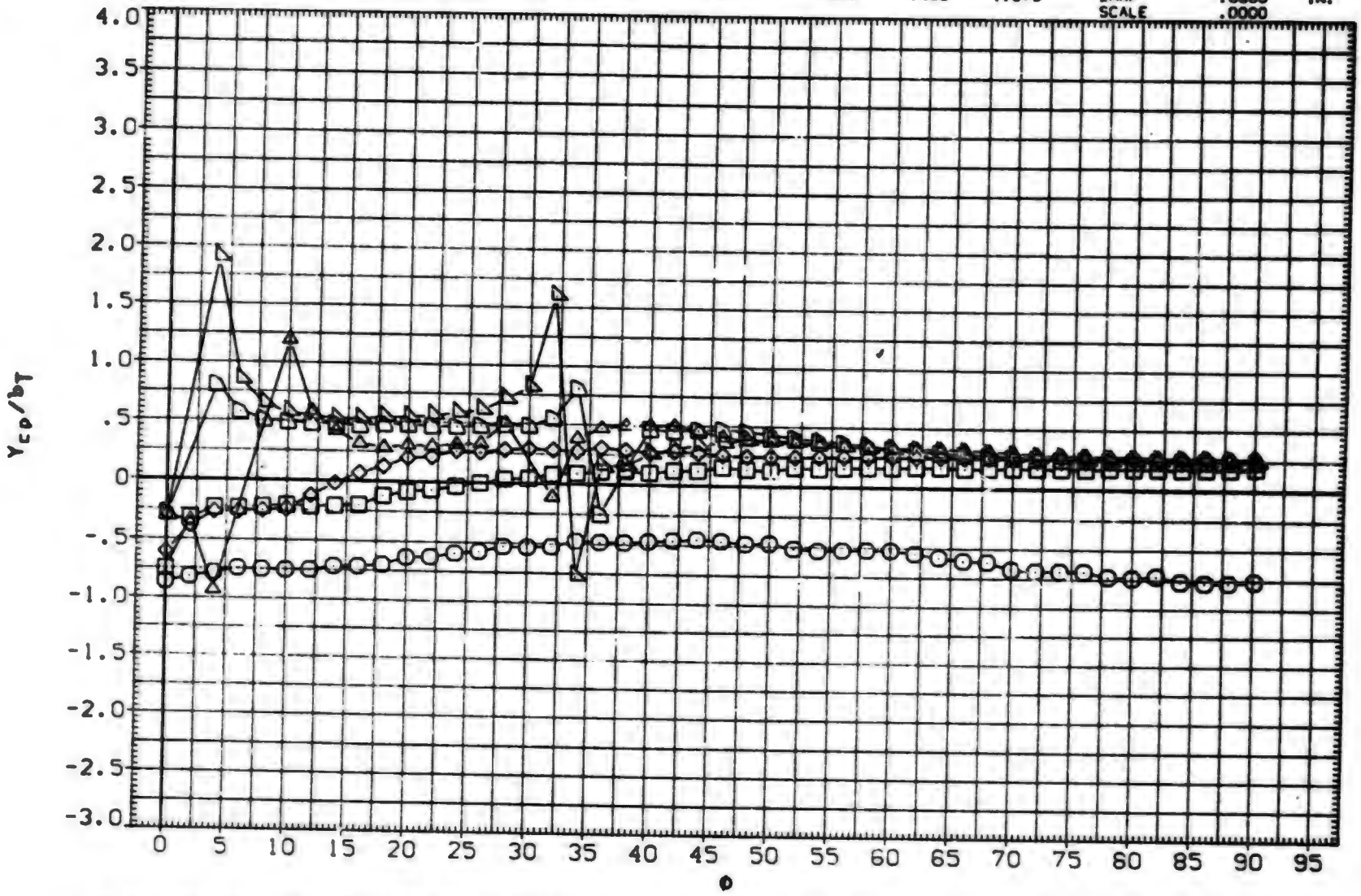

FIN AERODYNAMIC CHARACTERISTICS AS A FUNCTION OF ROLL ANGLE. B1T14 (FIN 1)

(G)MACH = 2.50

DATA SET	SYMBOL	CONFIGURATION DESCRIPTION	ALPHA	LAMBDA	RT.CRD	SEMSPN
(SXA081)	○	MDAC 261/AEDC 52 BODY-TAIL. B1T14 (TAIL FIN. T1)	.000	.000	7.499	1.875
(SXA082)	□	MDAC 261/AEDC 52 BODY-TAIL. B1T14 (TAIL FIN. T1)	2.000	.000	7.499	1.875
(SXA083)	◇	MDAC 261/AEDC 52 BODY-TAIL. B1T14 (TAIL FIN. T1)	4.140	.000	7.499	1.875
(SXA086)	△	MDAC 261/AEDC 52 BODY-TAIL. B1T14 (TAIL FIN. T1)	10.430	.000	7.499	1.875
(SXA088)	◺	MDAC 261/AEDC 52 BODY-TAIL. B1T14 (TAIL FIN. T1)	14.890	.000	7.499	1.875
(SXA090)	◗	MDAC 261/AEDC 52 BODY-TAIL. B1T14 (TAIL FIN. T1)	19.400	.000	7.499	1.875

REFERENCE INFORMATION

SREF	7.0380	SQ. IN.
LREF	7.4990	IN.
BREF	1.8750	IN.
XMRP	.6200	IN.
YMRP	.0000	IN.
ZMRP	.0000	IN.
SCALE	.0000	

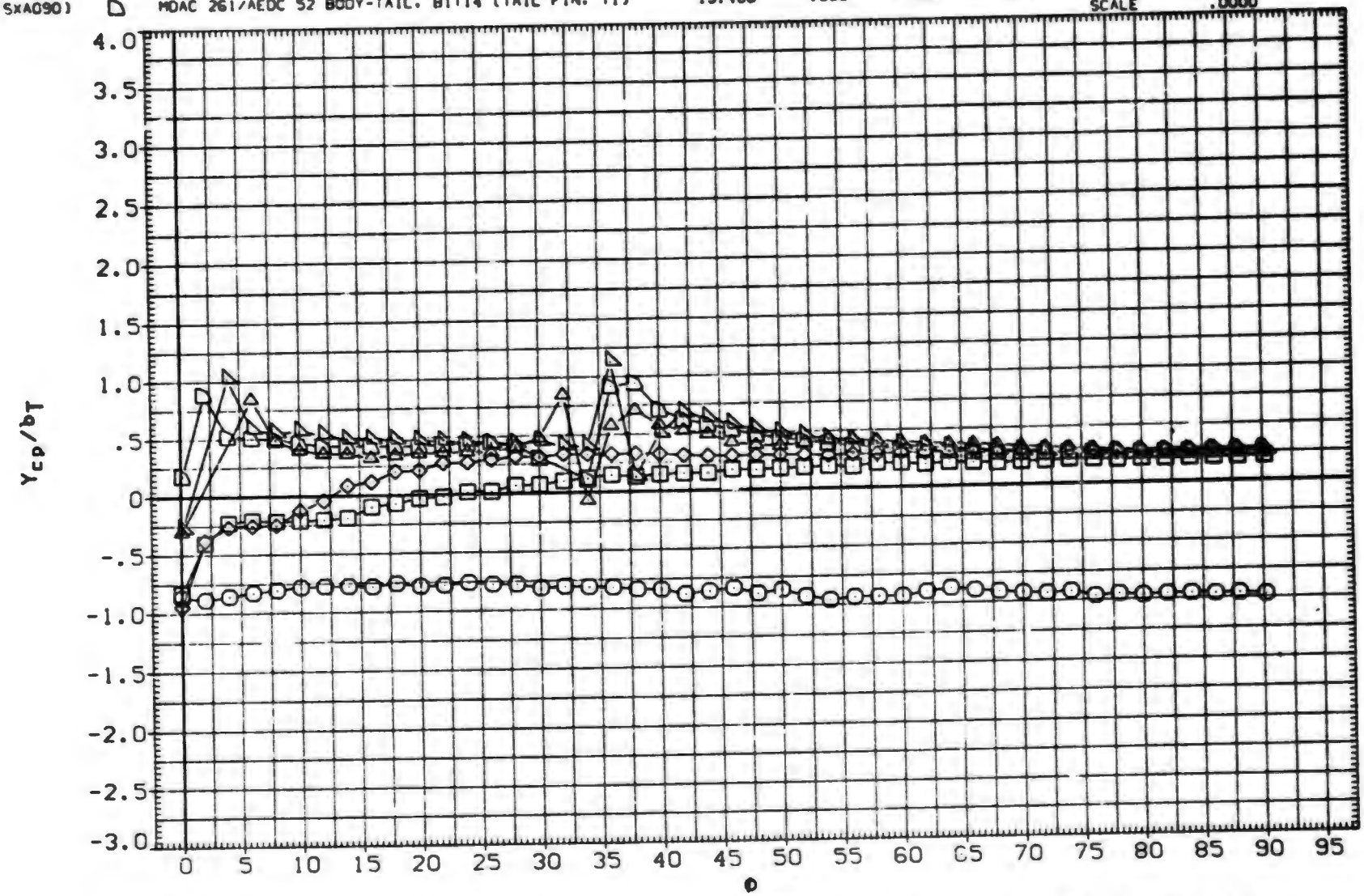

FIN AERODYNAMIC CHARACTERISTICS AS A FUNCTION OF ROLL ANGLE. B1T14 (FIN 1)

(H)MACH = 3.01

DATA SET	SYMBOL	CONFIGURATION DESCRIPTION	ALPHA	LAMBDA	RT.CRD	SEMSPN
(BXACTG)	○	AEDC TF 368 BODY-TAIL. B1T14 (TAIL FIN T1)	25.000	.000	7.499	1.875
(BXACTH)	□	AEDC TF 368 BODY-TAIL. B1T14 (TAIL FIN T1)	30.000	.000	7.499	1.875
(BXACTI)	◇	AEDC TF 368 BODY-TAIL. B1T14 (TAIL FIN T1)	35.000	.000	7.499	1.875
(BXACTJ)	△	AEDC TF 368 BODY-TAIL. B1T14 (TAIL FIN T1)	40.000	.000	7.499	1.875
(BXACTK)	◺	AEDC TF 368 BODY-TAIL. B1T14 (TAIL FIN T1)	45.000	.000	7.499	1.875

REFERENCE INFORMATION

SREF	7.0360	SQ. IN.
LREF	7.4990	IN.
BREF	1.8750	IN.
XMRP	.6200	IN.
YMRP	.0000	IN.
ZMRP	.0000	IN.
SCALE	.0000	

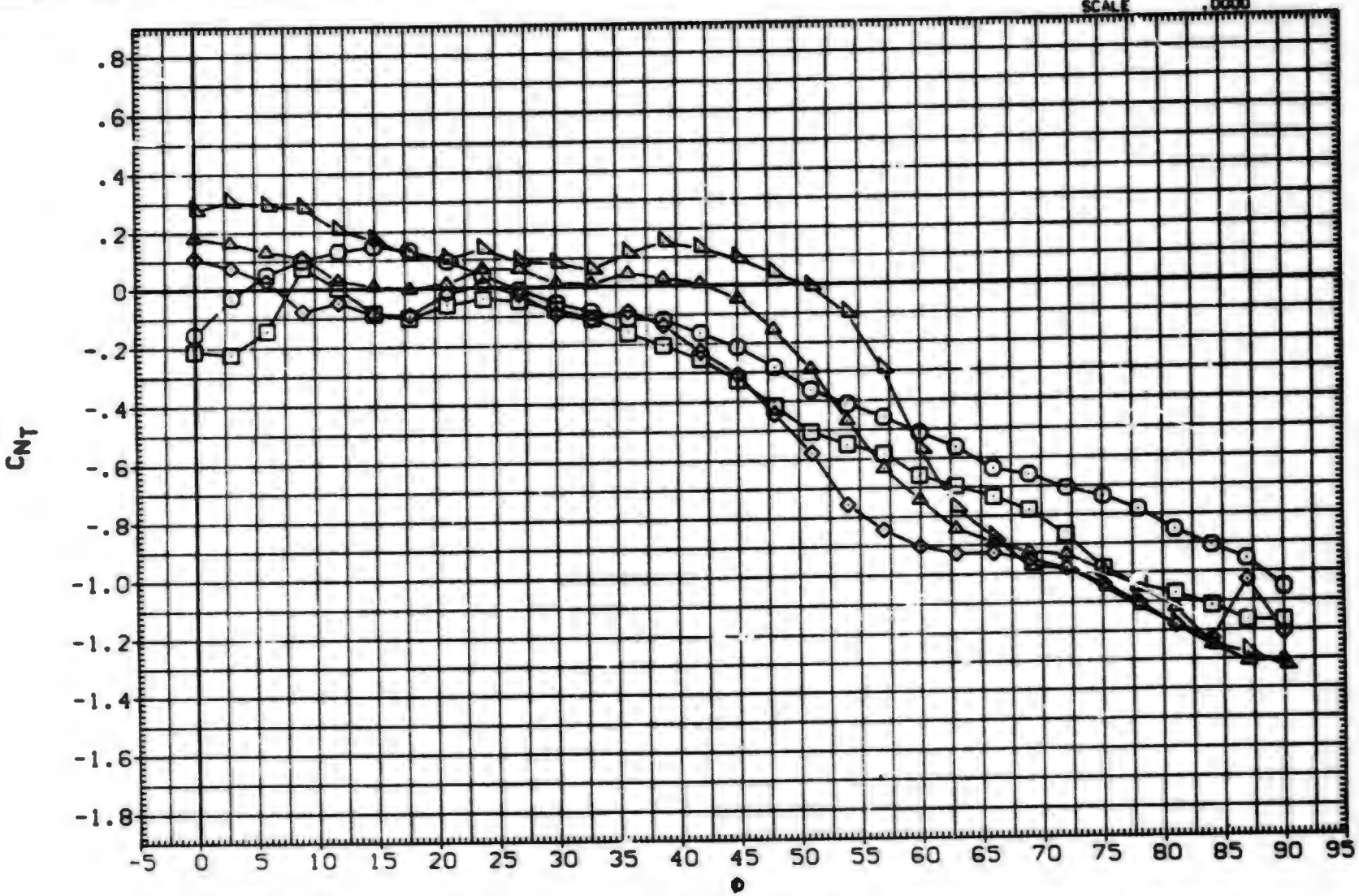

FIN AERODYNAMIC CHARACTERISTICS AS A FUNCTION OF ROLL ANGLE, B1T14 (FIN 1)

(A)MACH = .80

DATA SET	SYMBOL	CONFIGURATION DESCRIPTION	AL·Ha	LAMBDA	RT.CRD	SEMSPN
(BxACTG)	○	AEDC TF 368 BODY-TAIL. BIT14 (TAIL FIN T1)	25.000	.000	7.499	1.875
(BxACTH)	□	AEDC TF 368 BODY-TAIL. BIT14 (TAIL FIN T1)	30.000	.000	7.499	1.875
(BxACTI)	◇	AEDC TF 368 BODY-TAIL. BIT14 (TAIL FIN T1)	35.000	.000	7.499	1.875
(BxACTJ)	△	AEDC TF 368 BODY-TAIL. BIT14 (TAIL FIN T1)	40.000	.000	7.499	1.875
(BxACTK)	◺	AEDC TF 368 BODY-TAIL. BIT14 (TAIL FIN T1)	45.000	.000	7.499	1.875

REFERENCE INFORMATION

SREF	7.0380	SQ.IN.
LREF	7.4990	IN.
BREF	1.8750	IN.
XMRP	.6200	IN.
YMRP	.0000	IN.
ZMRP	.0000	IN.
SCALE	.0000	

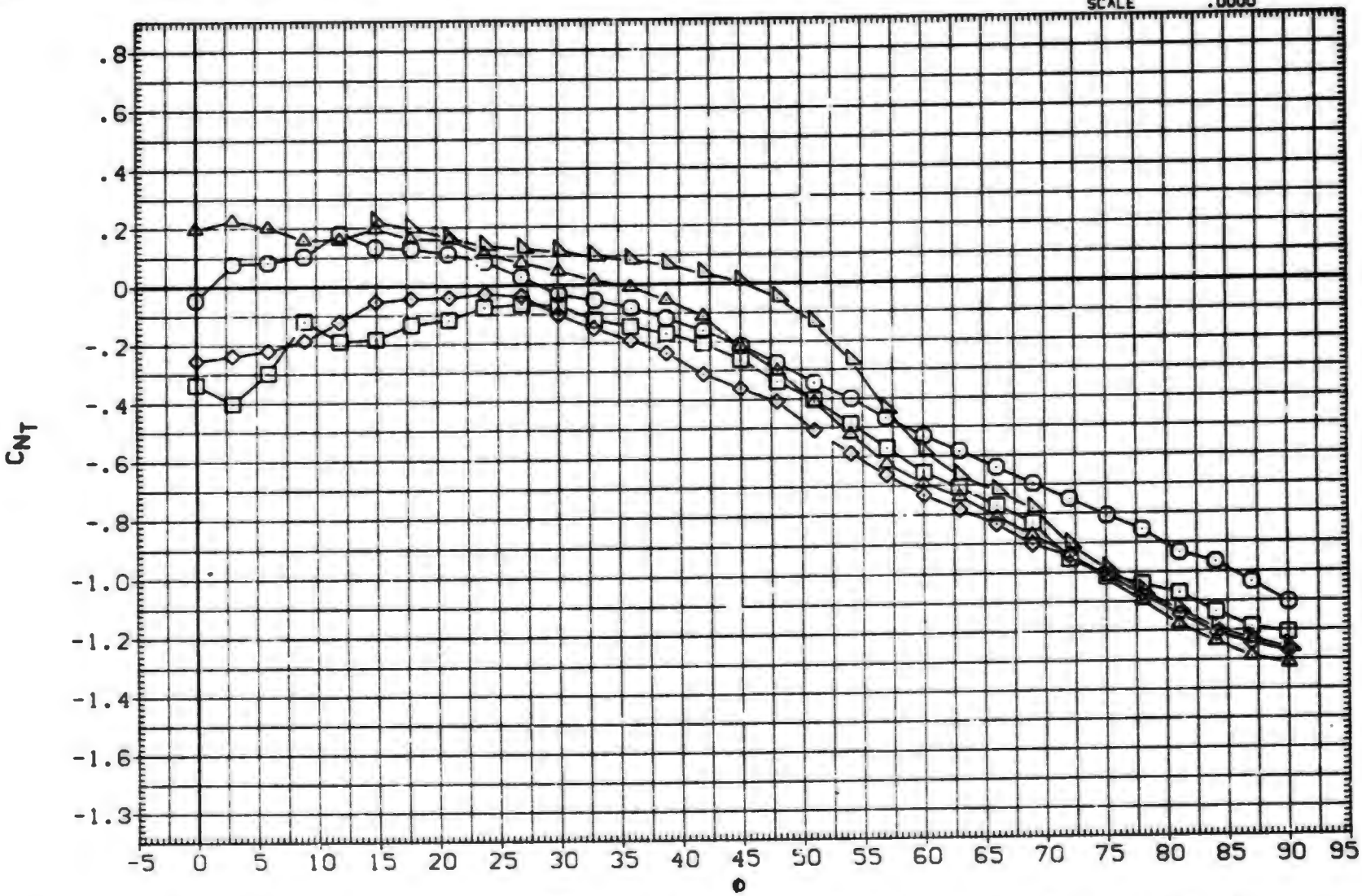

FIN AERODYNAMIC CHARACTERISTICS AS A FUNCTION OF ROLL ANGLE, BIT14 (FIN 1)

(B)MACH = 1.00

DATA SET	SYMBOL	CONFIGURATION DESCRIPTION	ALPHA	LAMBDA	RT.CRD	SEMSPN
(BXACTG)	○	AEDC TF 368 BODY-TAIL. BIT14 (TAIL FIN T1)	25.000	.000	7.499	1.875
(BXACTH)	□	AEDC TF 368 BODY-TAIL. BIT14 (TAIL FIN T1)	30.000	.000	7.499	1.875
(BXACTI)	◇	AEDC TF 368 BODY-TAIL. BIT14 (TAIL FIN T1)	35.000	.000	7.499	1.875
(BXACTJ)	△	AEDC TF 368 BODY-TAIL. BIT14 (TAIL FIN T1)	40.000	.000	7.499	1.875
(BXACTK)	◺	AEDC TF 368 BODY-TAIL. BIT14 (TAIL FIN T1)	45.000	.000	7.499	1.875

REFERENCE INFORMATION

SREF	7.0380	SQ.IN.
LREF	7.4990	IN.
BREF	1.8750	IN.
XMRP	.6200	IN.
YMRP	.0000	IN.
ZMRP	.0000	IN.
SCALE	.0000	

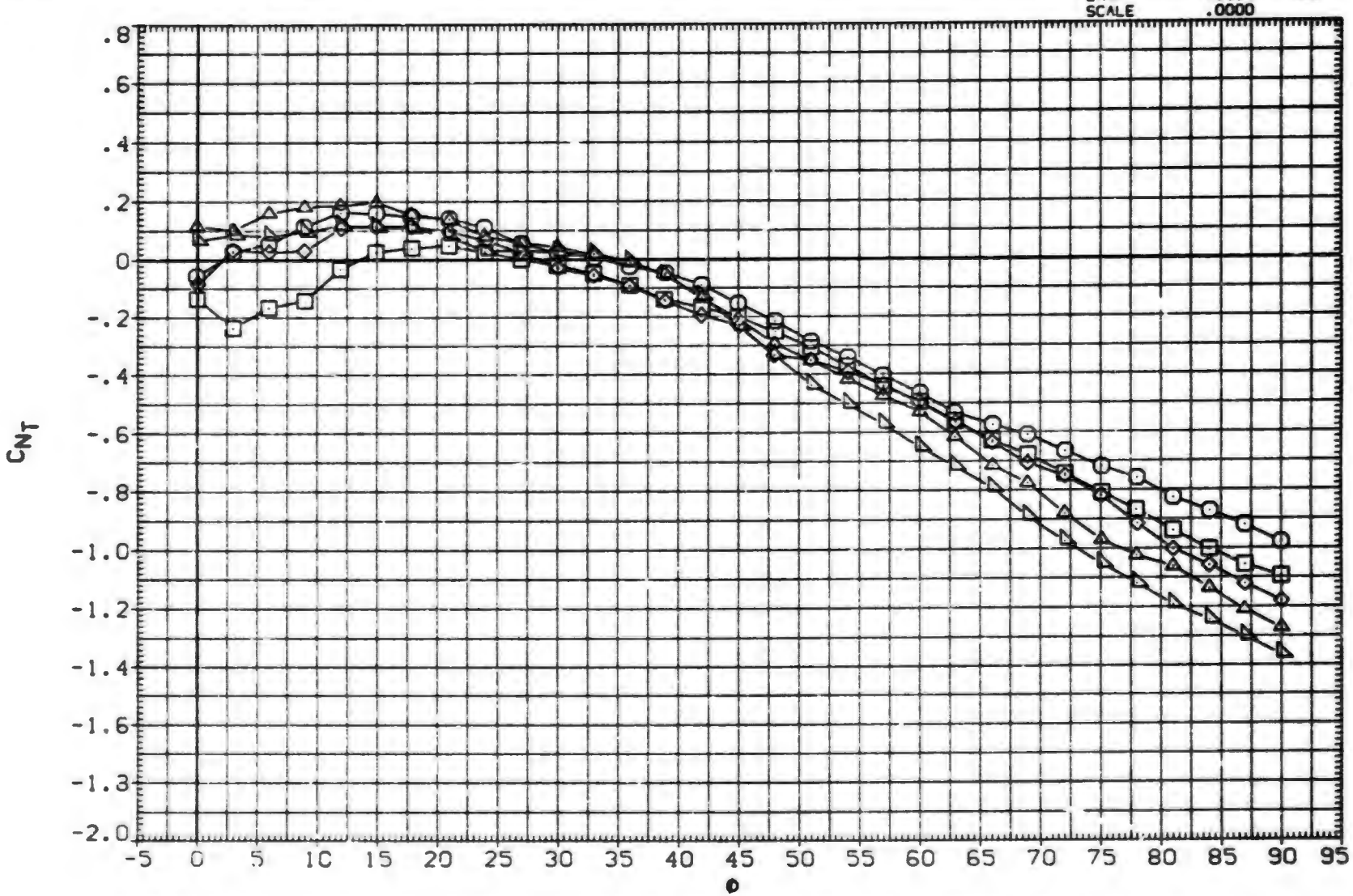

FIN AERODYNAMIC CHARACTERISTICS AS A FUNCTION OF ROLL ANGLE. BIT14 (FIN 1)

(C)MACH = 1.20

DATA SET	SYMBOL	CONFIGURATION DESCRIPTION	ALPHA	LAMBDA	RT.CRD	SEMSPN
(BXACTG)	○	AEDC TF 368 BODY-TAIL. B1T14 (TAIL FIN T1)	25.000	.000	7.499	1.875
(BXACTH)	□	DATA NOT AVAILABLE	30.000	.000	7.499	1.875
(BXACTI)	◇	DATA NOT AVAILABLE	35.000	.000	7.499	1.875
(BXACTJ)	△	DATA NOT AVAILABLE	40.000	.000	7.499	1.875
(BXACTK)	◺	DATA NOT AVAILABLE	45.000	.000	7.499	1.875

REFERENCE INFORMATION

SREF	7.0380	SQ.IN.
LREF	7.4990	IN.
BREF	1.8750	IN.
XMRP	.6200	IN.
YMRP	.0000	IN.
ZMRP	.0000	IN.
SCALE	.0000	

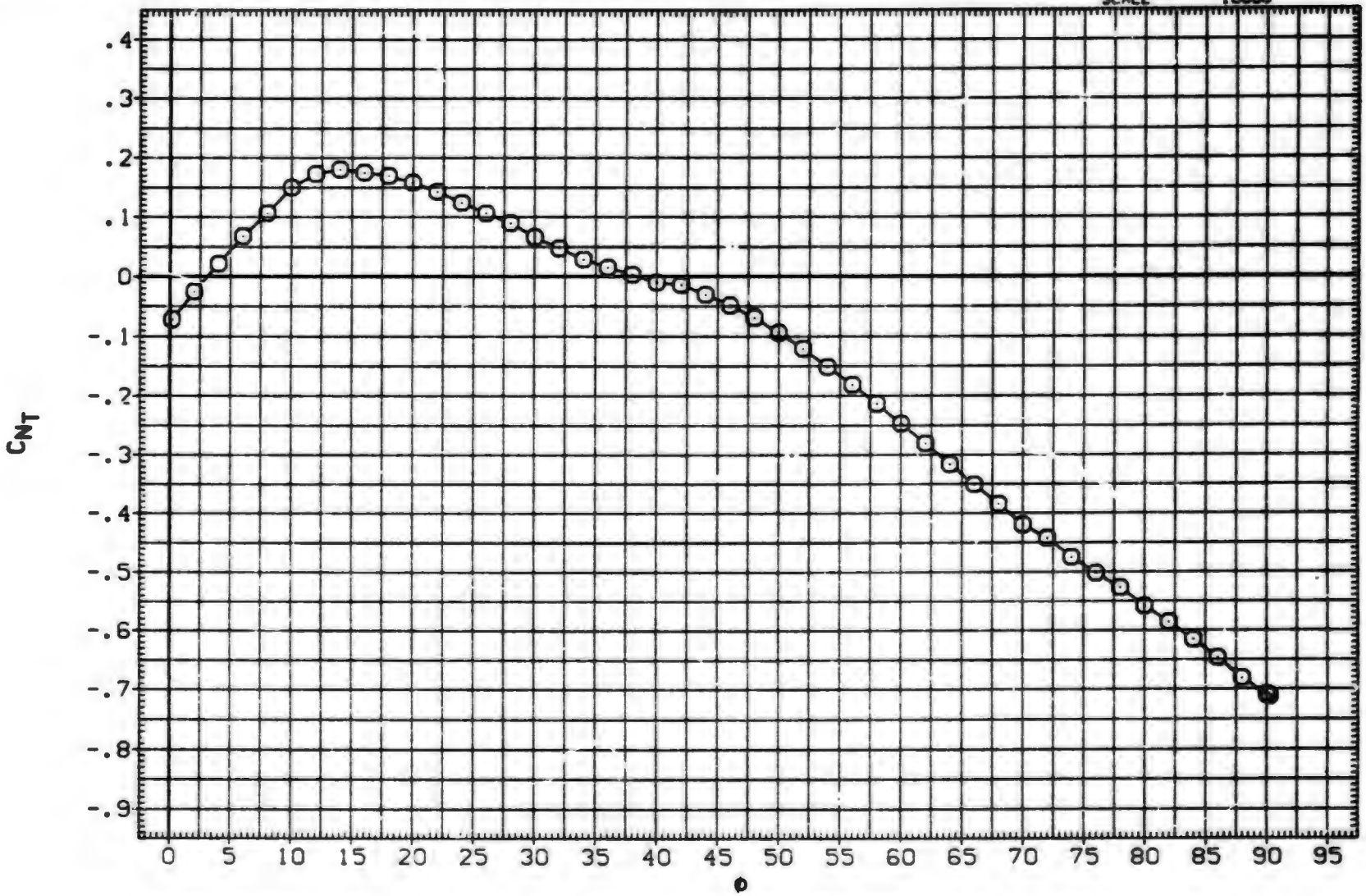

FIN AERODYNAMIC CHARACTERISTICS AS A FUNCTION OF ROLL ANGLE. B1T14 (FIN 1)

(D)MACH = 1.76

DATA SET	SYMBOL	CONFIGURATION DESCRIPTION	ALPHA	LAMBDA	RT.CRD	SEMSPN
(BXACTG)	○	AEDC TF 368 BODY-TAIL. B1T14 (TAIL FIN T1)	25.000	.000	7.499	1.875
(BXACTH)	□	AEDC TF 368 BODY-TAIL. B1T14 (TAIL FIN T1)	30.000	.000	7.499	1.875
(BXACTI)	◇	AEDC TF 368 BODY-TAIL. B1T14 (TAIL FIN T1)	35.000	.000	7.499	1.875
(BXACTJ)	◁	AEDC TF 368 BODY-TAIL. B1T14 (TAIL FIN T1)	40.000	.000	7.499	1.875
(BXACTK)	△	AEDC TF 368 BODY-TAIL. B1T14 (TAIL FIN T1)	45.000	.000	7.499	1.875

REFERENCE INFORMATION		
SREF	7.0380	SQ.IN.
LREF	7.4990	IN.
BREF	1.8750	IN.
XMRP	.6200	IN.
YMRP	.0000	IN.
ZMRP	.0000	IN.
SCALE	.0000	

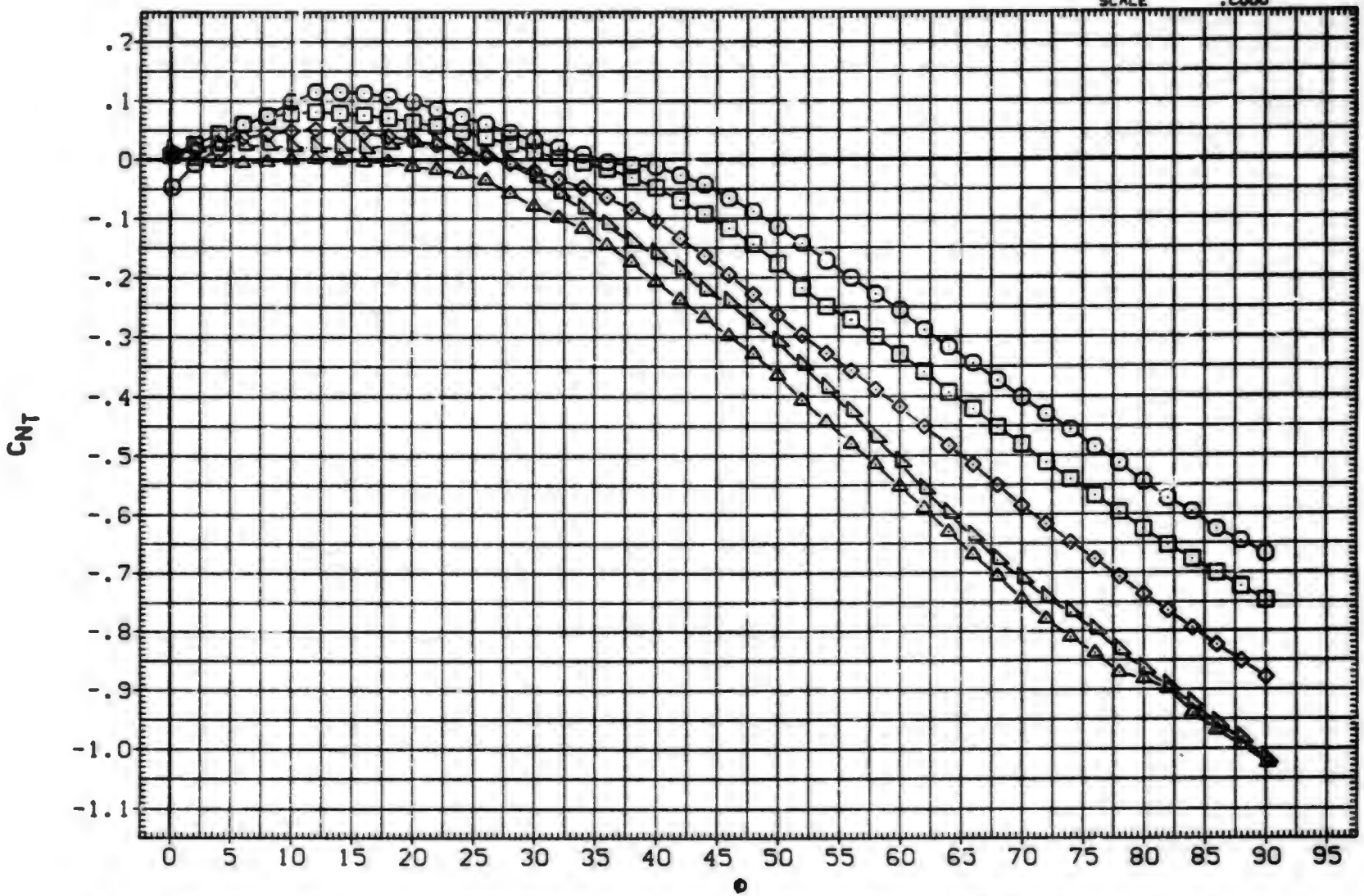

FIN AERODYNAMIC CHARACTERISTICS AS A FUNCTION OF ROLL ANGLE. B1T14 (FIN 1)

(E)MACH = 2.00

DATA SET	SYMBOL	CONFIGURATION DESCRIPTION	ALPHA	LAMBDA	RT.CRD	SEMSPN
(BXACTG)	○	AEDC TF 368 BODY-TAIL. B1T14 (TAIL FIN T1)	25.000	.000	7.499	1.875
(BXACTH)	□	AEDC TF 368 BODY-TAIL. B1T14 (TAIL FIN T1)	30.000	.000	7.499	1.875
(BXACTI)	◇	AEDC TF 368 BODY-TAIL. B1T14 (TAIL FIN T1)	35.000	.000	7.499	1.875
(BXACTJ)	△	AEDC TF 368 BODY-TAIL. B1T14 (TAIL FIN T1)	40.000	.000	7.499	1.875
(BXACTK)	◺	AEDC TF 368 BODY-TAIL. B1T14 (TAIL FIN T1)	45.000	.000	7.499	1.875

REFERENCE INFORMATION

SREF	7.0360	SQ.IN.
LREF	7.4990	IN.
BREF	1.8750	IN.
XMRP	.6200	IN.
YMRP	.0000	IN.
ZMRP	.0000	IN.
SCALE	.0000	

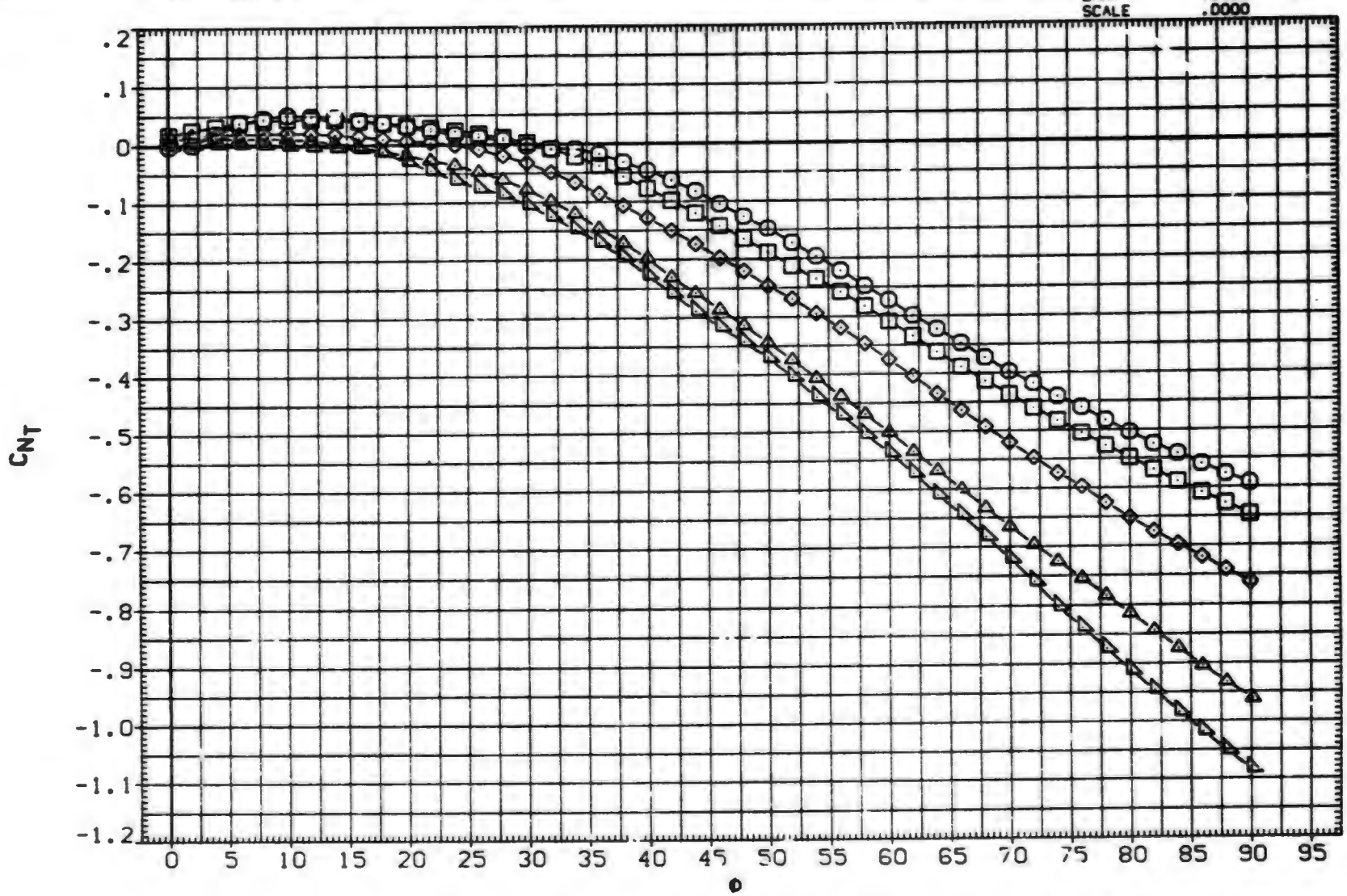

FIN AERODYNAMIC CHARACTERISTICS AS A FUNCTION OF ROLL ANGLE. B1T14 (FIN 1)

(F)MACH = 2.50

DATA SET	SYMBOL	CONFIGURATION DESCRIPTION	ALPHA	LAMBDA	RT.CRD	SEMSPN
(BXACTG)	○	AEDC TF 368 BODY-TAIL. B1T14 (TAIL FIN T1)	25.000	.000	7.499	1.875
(BXACTH)	□	AEDC TF 368 BODY-TAIL. B1T14 (TAIL FIN T1)	30.000	.000	7.499	1.875
(BXACTI)	◇	AEDC TF 368 BODY-TAIL. B1T14 (TAIL FIN T1)	35.000	.000	7.499	1.875
(BXACTJ)	△	AEDC TF 368 BODY-TAIL. B1T14 (TAIL FIN T1)	40.000	.000	7.499	1.875
(BXACTK)	◺	AEDC TF 368 BODY-TAIL. B1T14 (TAIL FIN T1)	45.000	.000	7.499	1.875

REFERENCE INFORMATION

SREF	7.0380	SQ.IN.
LREF	7.4990	IN.
BREF	1.8750	IN.
XMRP	.6200	IN.
YMRP	.0000	IN.
ZMRP	.0000	IN.
SCALE	.0000	

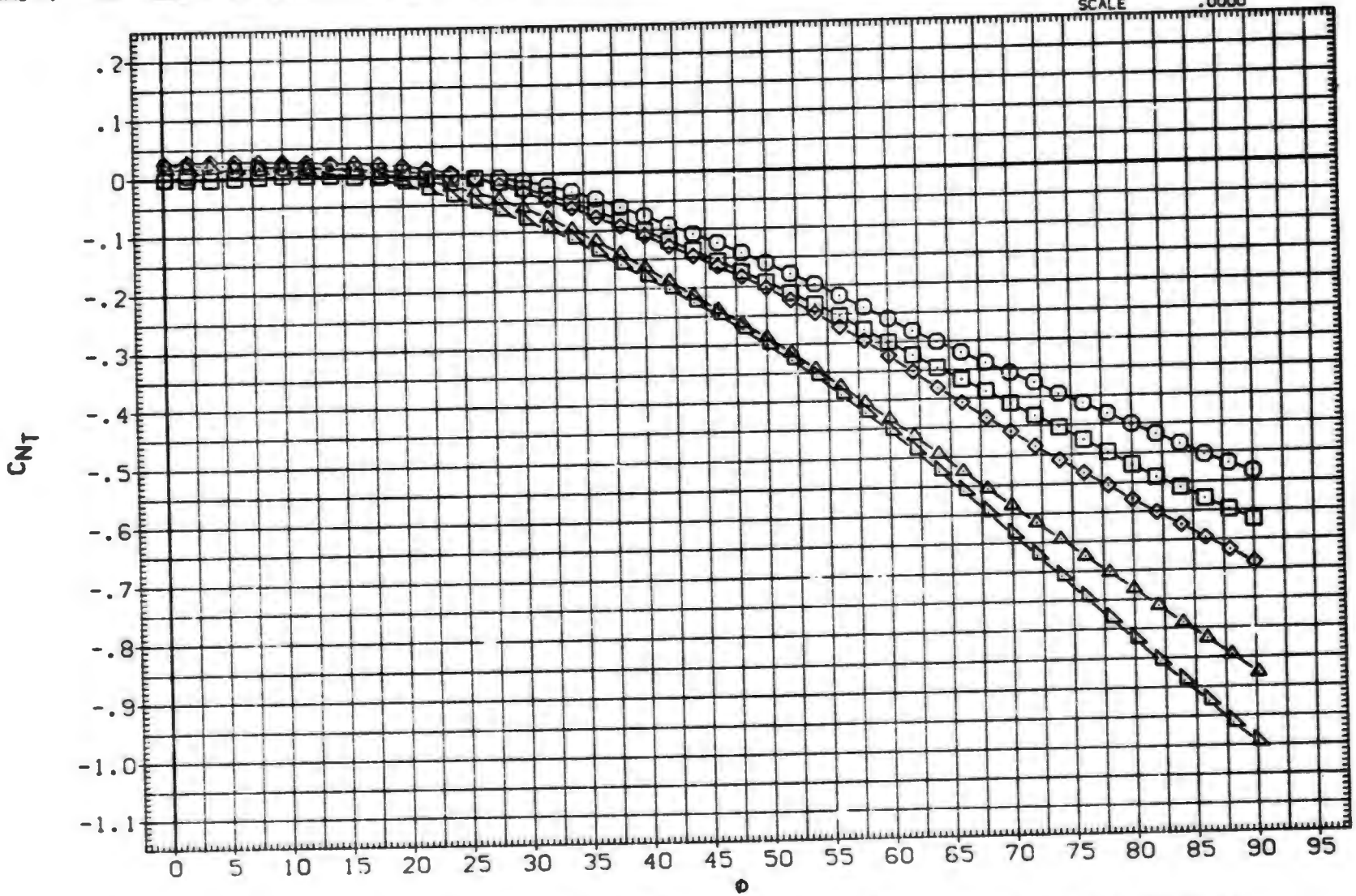

FIN AERODYNAMIC CHARACTERISTICS AS A FUNCTION OF ROLL ANGLE. B1T14 (FIN 1)

(G)MACH = 3.01

DATA SET	SYMBOL	CONFIGURATION DESCRIPTION	ALPHA	LAMBDA	RT.CRD	SEMSPN
(BXACTG)	○	AEDC TF 368 BODY-TAIL. B1T14 (TAIL FIN T1)	25.000	.000	7.499	1.875
(BXACTH)	□	AEDC TF 368 BODY-TAIL. B1T14 (TAIL FIN T1)	30.000	.000	7.499	1.875
(BXACTI)	◇	AEDC TF 368 BODY-TAIL. B1T14 (TAIL FIN T1)	35.000	.000	7.499	1.875
(BXACTJ)	△	AEDC TF 368 BODY-TAIL. B1T14 (TAIL FIN T1)	40.000	.000	7.499	1.875
(BXACTK)	◺	AEDC TF 368 BODY-TAIL. B1T14 (TAIL FIN T1)	45.000	.000	7.499	1.875

REFERENCE INFORMATION

SREF	7.0380	SQ. IN.
LREF	7.4990	IN.
BREF	1.8750	IN.
XMRP	.6200	IN.
YMRP	.0000	IN.
ZMRP	.0000	IN.
SCALE	.0000	

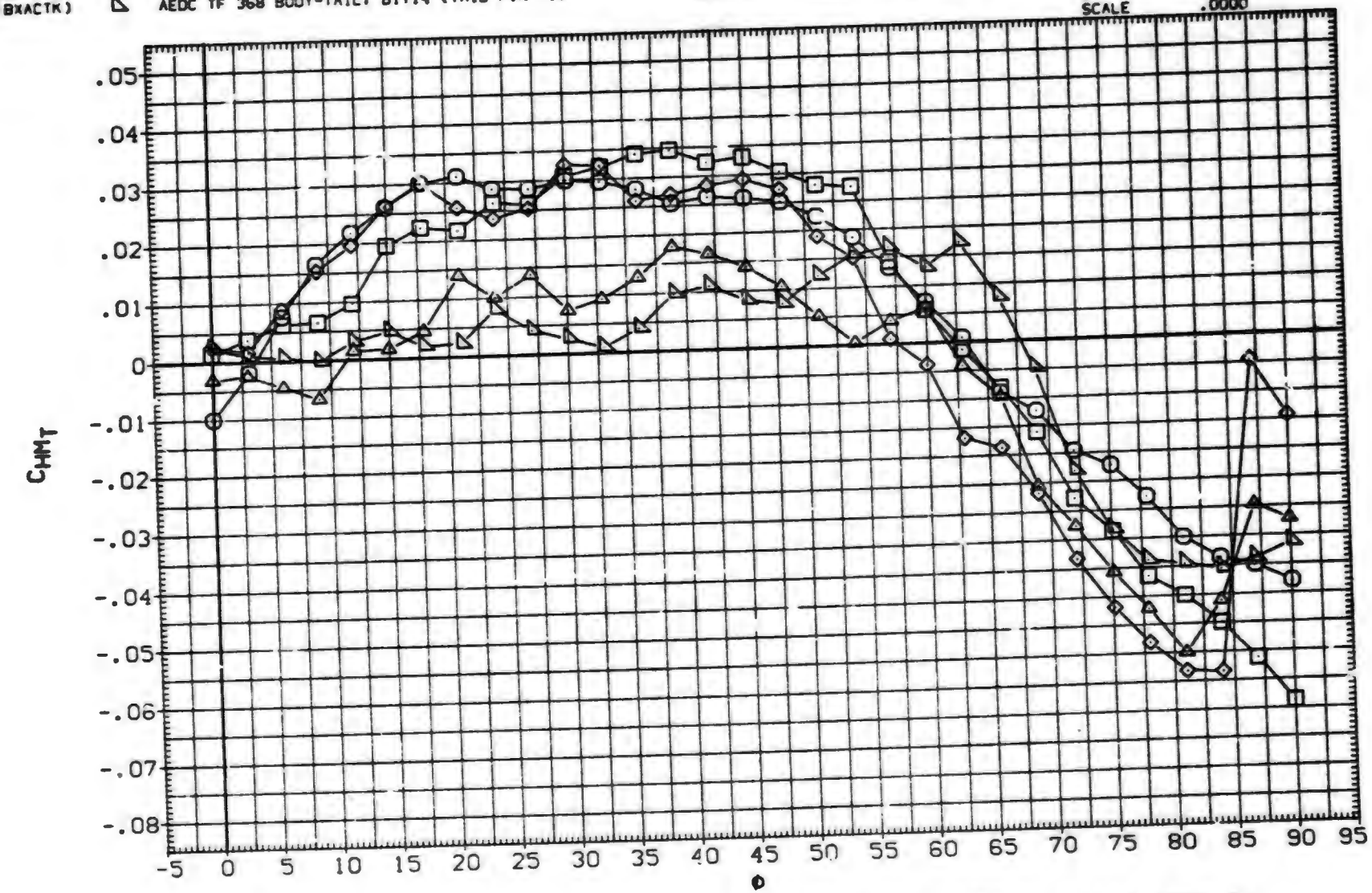

FIN AERODYNAMIC CHARACTERISTICS AS A FUNCTION OF ROLL ANGLE. B1T14 (FIN 1)

(A)MACH = .80

DATA SET	SYMBOL	CONFIGURATION DESCRIPTION	ALPHA	LAMBDA	RT.CRD	SEMSPN
(BXACTG)	○	AEDC TF 368 BODY-TAIL. B1T14 (TAIL FIN T1)	25.000	.000	7.499	1.875
(BXACTH)	□	AEDC TF 368 BODY-TAIL. B1T14 (TAIL FIN T1)	30.000	.000	7.499	1.875
(BXACTI)	◇	AEDC TF 368 BODY-TAIL. B1T14 (TAIL FIN T1)	35.000	.000	7.499	1.875
(BXACTJ)	△	AEDC TF 368 BODY-TAIL. B1T14 (TAIL FIN T1)	40.000	.000	7.499	1.875
(BXACTK)	◺	AEDC TF 368 BODY-TAIL. B1T14 (TAIL FIN T1)	45.000	.000	7.499	1.875

REFERENCE INFORMATION

SREF	7.0300	SQ. IN.
LREF	7.4990	IN.
BREF	1.8750	IN.
XMRP	.6200	IN.
YMRP	.0000	IN.
ZMRP	.0000	IN.
SCALE	.0000	

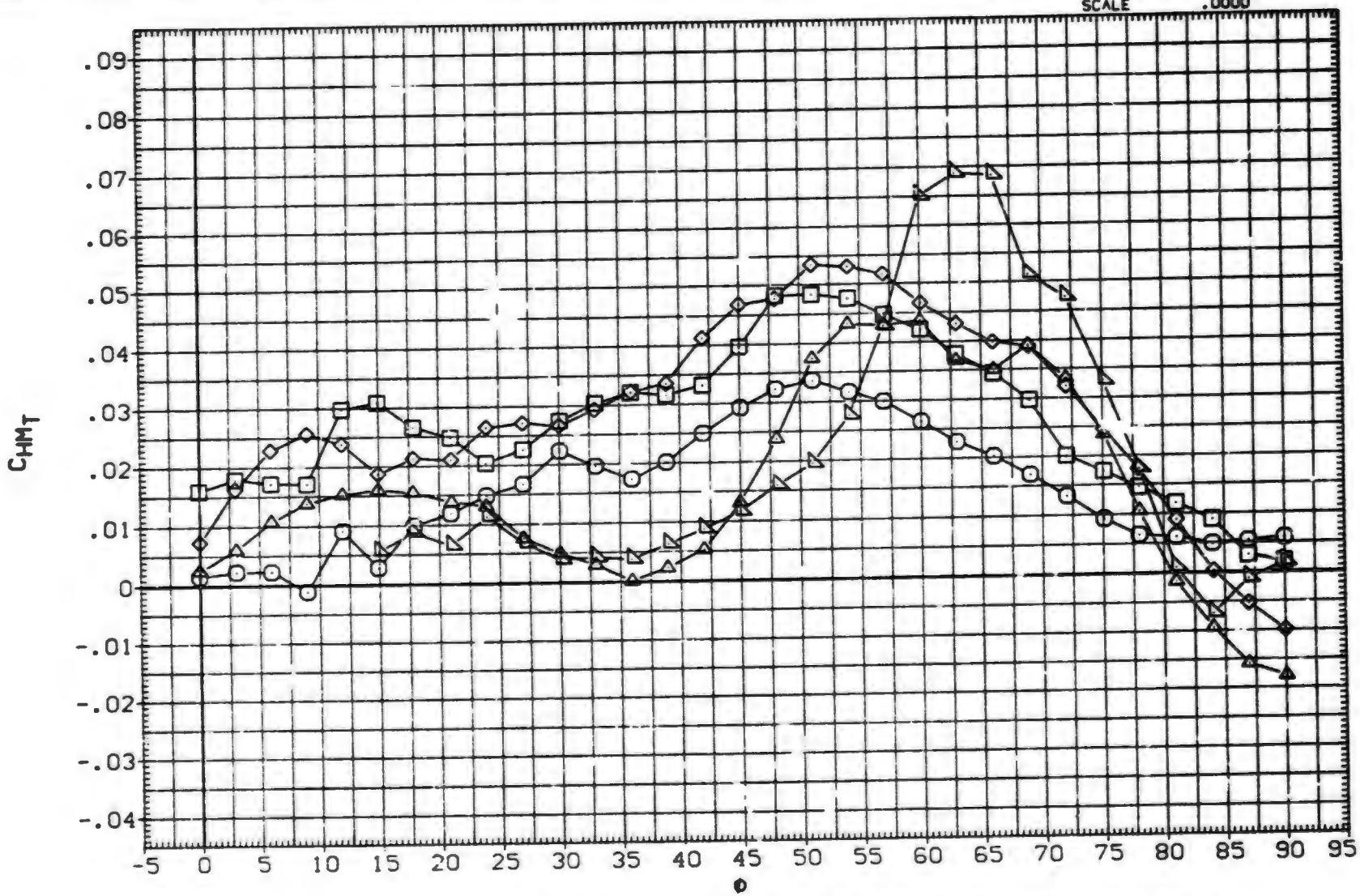

FIN AERODYNAMIC CHARACTERISTICS AS A FUNCTION OF ROLL ANGLE, B1T14 (FIN 1)

(B)MACH = 1.00

DATA SET	SYMBOL	CONFIGURATION DESCRIPTION	AL:MA	LAMBDA	RT.CRD	SEMSPN
(BXACTG)	○	AEDC TF 368 BODY-TAIL. BIT14 (TAIL FIN T1)	25.000	.000	7.499	1.875
(BXACTH)	□	AEDC TF 368 BODY-TAIL. BIT14 (TAIL FIN T1)	30.000	.000	7.499	1.875
(BXACTI)	◇	AEDC TF 368 BODY-TAIL. BIT14 (TAIL FIN T1)	35.000	.000	7.499	1.875
(BXACTJ)	△	AEDC TF 368 BODY-TAIL. BIT14 (TAIL FIN T1)	40.000	.000	7.499	1.875
(BXACTK)	◺	AEDC TF 368 BODY-TAIL. BIT14 (TAIL FIN T1)	45.000	.000	7.499	1.875

REFERENCE INFORMATION

SREF	7.0380	SQ.IN.
LREF	7.4990	IN.
BREF	1.0750	IN.
XMRP	.6200	IN.
YMRP	.0000	IN.
ZMRP	.0000	IN.
SCALE	.0000	

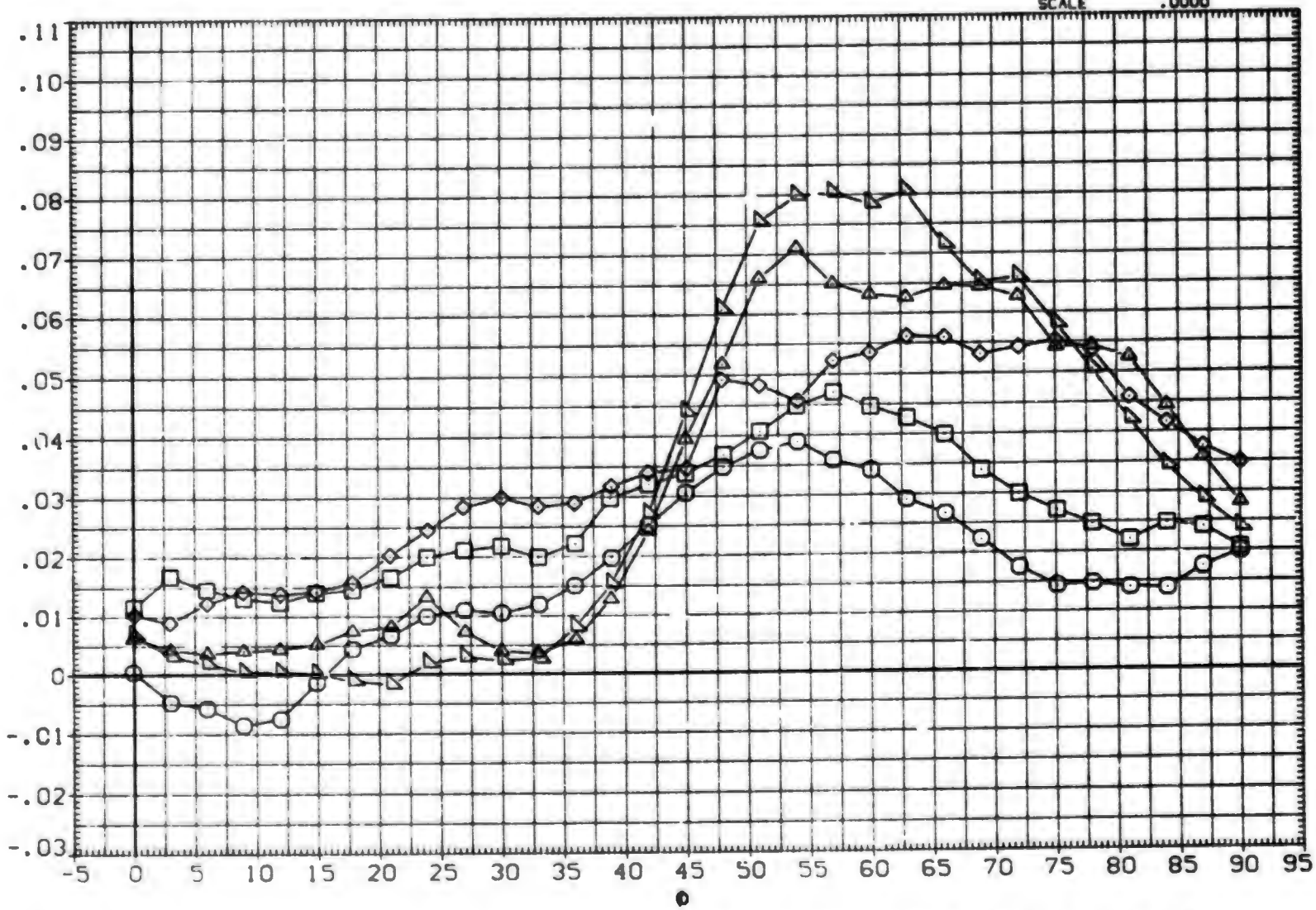

FIN AERODYNAMIC CHARACTERISTICS AS A FUNCTION OF ROLL ANGLE. BIT14 (FIN 1)

(C)MACH = 1.20

DATA SET	SYMBOL	CONFIGURATION DESCRIPTION
(BXACTG)	○	AEDC TF 368 BODY-TAIL. B1T14 (TAIL FIN T1)
(BXACTH)	□	DATA NOT AVAILABLE
(BXACTI)	◇	DATA NOT AVAILABLE
(BXACTJ)	△	DATA NOT AVAILABLE
(BXACTK)	▷	DATA NOT AVAILABLE

ALPHA	LAMBDA	RT.CRD	SEMSPN
25.000	.000	7.499	1.875
30.000	.000	7.499	1.875
35.000	.000	7.495	1.875
40.000	.000	7.499	1.875
45.000	.000	7.499	1.875

REFERENCE INFORMATION

SREF	7.0380	SQ.IN.
LREF	7.4990	IN.
BREF	1.8750	IN.
XMRP	.6200	IN.
YMRP	.0000	IN.
ZMRP	.0000	IN.
SCALE	.0000	

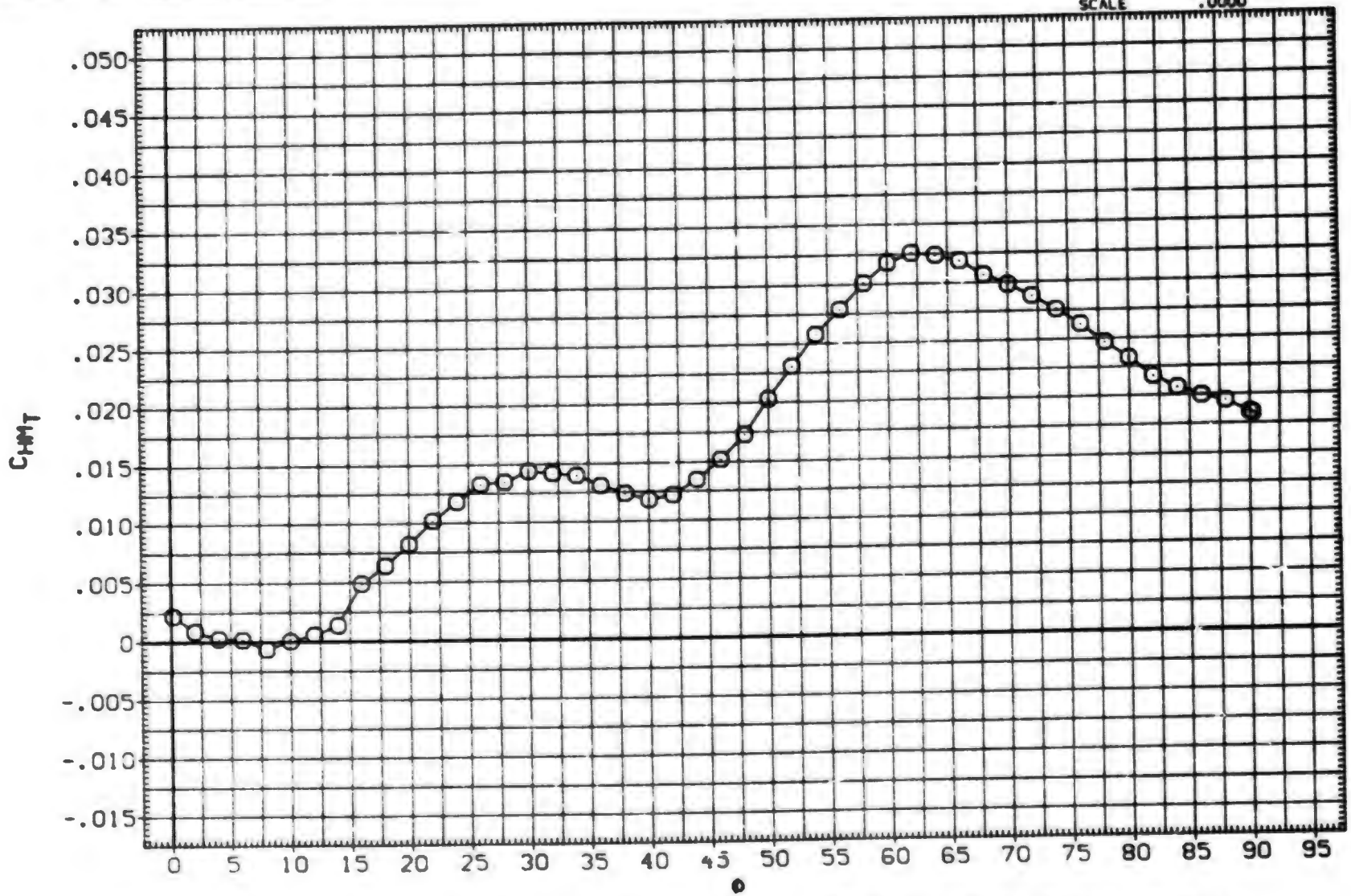

FIN AERODYNAMIC CHARACTERISTICS AS A FUNCTION OF ROLL ANGLE. B1T14 (FIN 1)

(D)MACH = 1.76

DATA SET	SYMBOL	CONFIGURATION DESCRIPTION	ALPHA	LAMBDA	RT.CRD	SEMSPN
(BXACTG)	○	AEDC TF 369 BODY-TAIL. BIT14 (TAIL FIN T1)	25.000	.000	7.499	1.875
(BXACTH)	□	AEDC TF 368 BODY-TAIL. BIT14 (TAIL FIN T1)	30.000	.000	7.499	1.875
(BXACTI)	◇	AEDC TF 368 BODY-TAIL. BIT14 (TAIL FIN T1)	35.000	.000	7.499	1.875
(BXACTJ)	△	AEDC TF 368 BODY-TAIL. BIT14 (TAIL FIN T1)	40.000	.000	7.499	1.875
(BXACTK)	◺	AEDC TF 368 BODY-TAIL. BIT14 (TAIL FIN T1)	45.000	.000	7.499	1.875

REFERENCE INFORMATION

SREF	7.0380	SQ.IN.
LREF	7.4990	IN.
BREF	1.8750	IN.
XMRP	.6200	IN.
YMRP	.0000	IN.
ZMRP	.0000	IN.
SCALE	.0000	

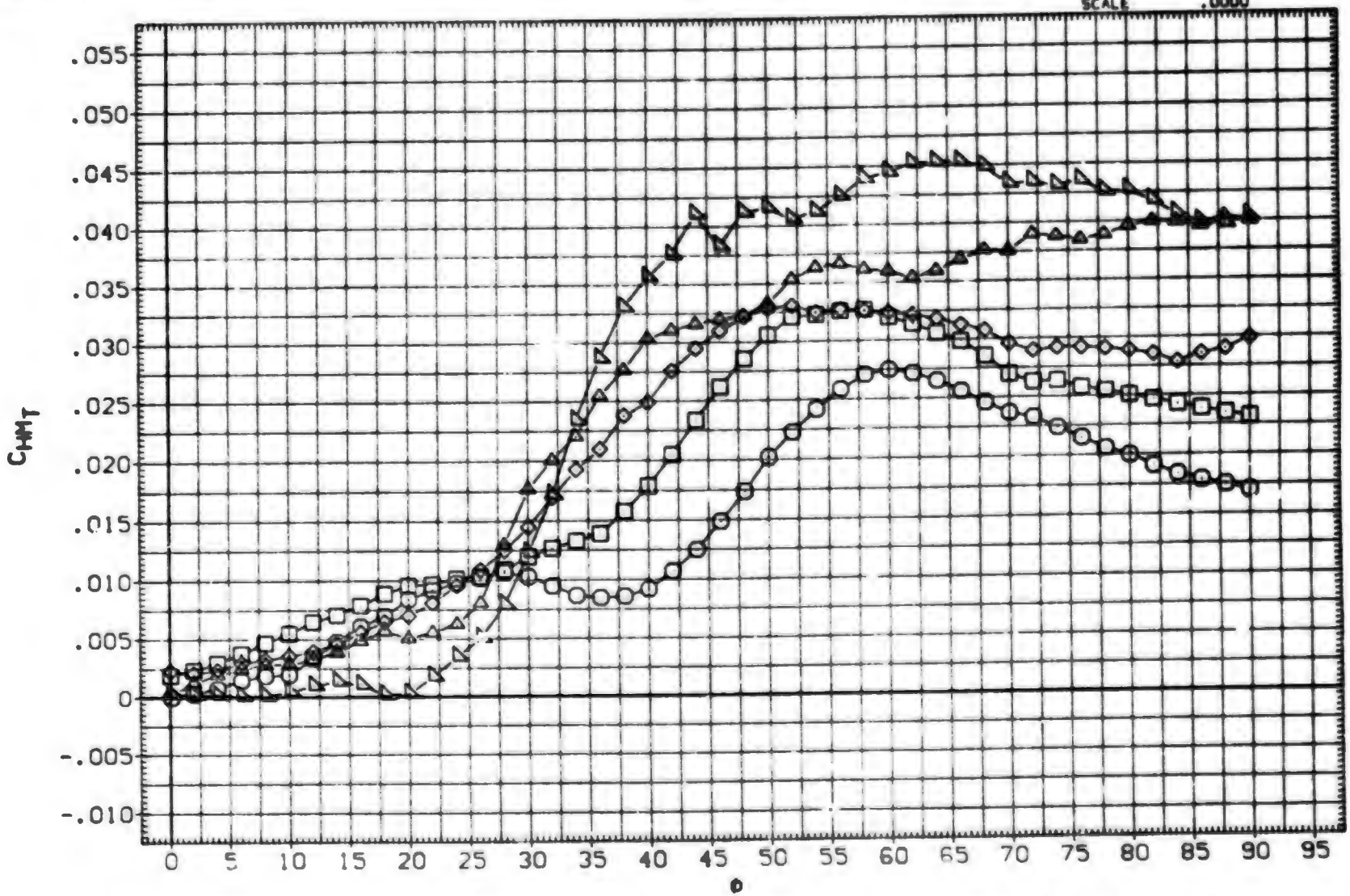

FIN AERODYNAMIC CHARACTERISTICS AS A FUNCTION OF ROLL ANGLE. BIT14 (FIN 1)

(E)MACH = 2.00

DATA SET	SYMBOL	CONFIGURATION DESCRIPTION
(BXACTG)	○	AEDC TF 368 BODY-TAIL. BIT14 (TAIL FIN T1)
(BXACTH)	□	AEDC TF 368 BODY-TAIL. BIT14 (TAIL FIN T1)
(BXACTI)	◇	AEDC TF 368 BODY-TAIL. BIT14 (TAIL FIN T1)
(BXACTJ)	△	AEDC TF 368 BODY-TAIL. BIT14 (TAIL FIN T1)
(BXACTK)	◁	AEDC TF 368 BODY-TAIL. BIT14 (TAIL FIN T1)

ALPHA	LAMBDA	RT.CRD	SEMSPN
25.000	.000	7.499	1.875
30.000	.000	7.499	1.875
35.000	.000	7.499	1.875
40.000	.000	7.499	1.875
45.000	.000	7.499	1.875

REFERENCE INFORMATION

SREF	7.0380	SQ.IN.
LREF	7.4990	IN.
BREF	1.8750	IN.
XMRP	.6200	IN.
YMRP	.0000	IN.
ZMRP	.0000	IN.
SCALE	.0000	

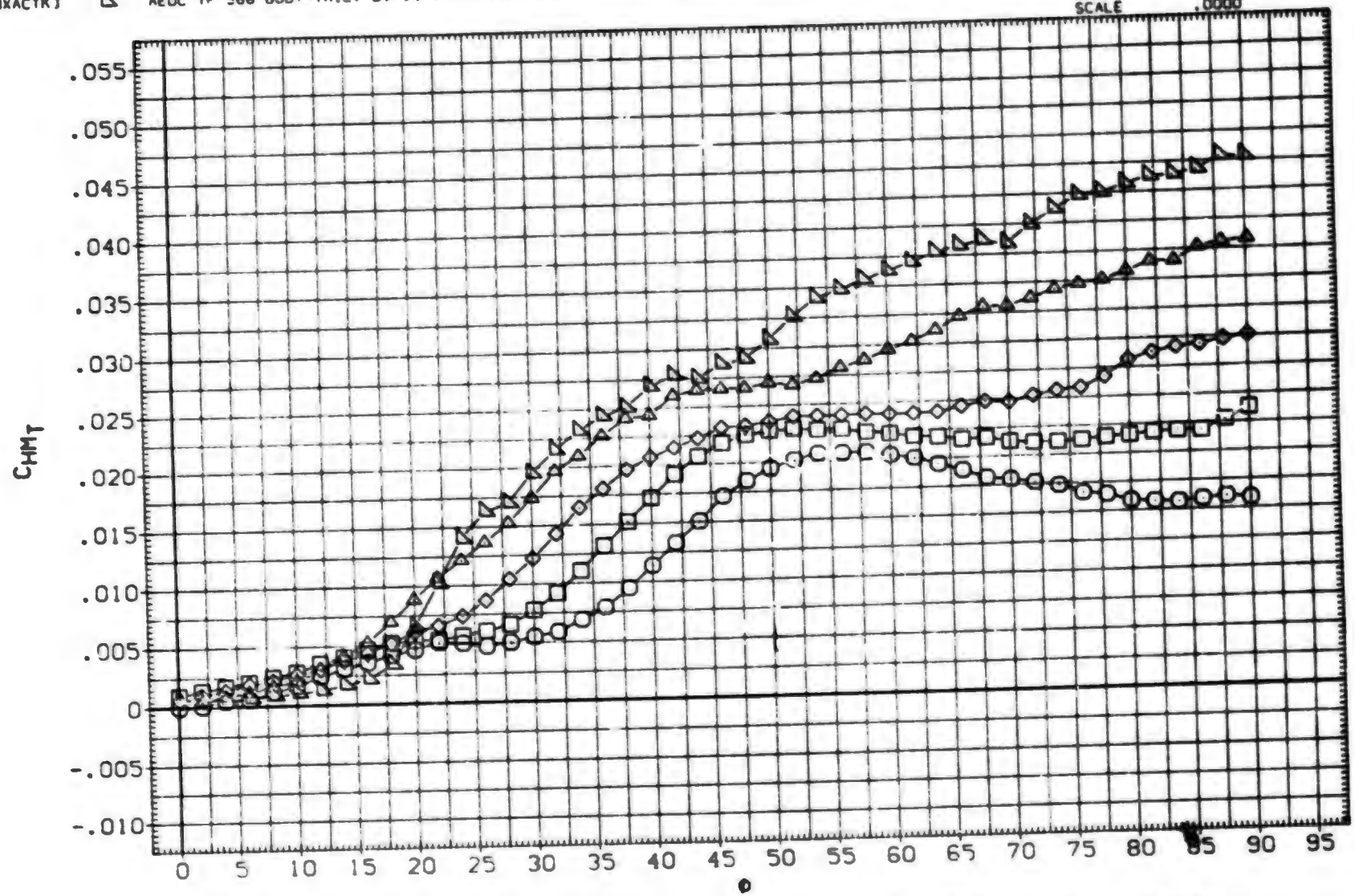

FIN AERODYNAMIC CHARACTERISTICS AS A FUNCTION OF ROLL ANGLE. BIT14 (FIN 1)

(F)MACH = 2.50

DATA SET	SYMBOL	CONFIGURATION DESCRIPTION	ALPHA	LAMBDA	RT.CRD	SEMSPN
(BXACTG)	○	AEDC TF 368 BODY-TAIL. BIT14 (TAIL FIN T1)	25.000	.000	7.499	1.875
(BXACTH)	□	AEDC TF 368 BODY-TAIL. BIT14 (TAIL FIN T1)	30.000	.000	7.499	1.875
(BXACTI)	◇	AEDC TF 368 BODY-TAIL. BIT14 (TAIL FIN T1)	35.000	.000	7.499	1.875
(BXACTJ)	△	AEDC TF 368 BODY-TAIL. BIT14 (TAIL FIN T1)	40.000	.000	7.499	1.875
(BXACTK)	◺	AEDC TF 368 BODY-TAIL. BIT14 (TAIL FIN T1)	45.000	.000	7.499	1.875

REFERENCE INFORMATION

SREF	7.0380	SQ. IN.
LREF	7.4990	IN.
BREF	1.8750	IN.
XMRP	.6200	IN.
YMRP	.0000	IN.
ZMRP	.0000	IN.
SCALE	.0000	

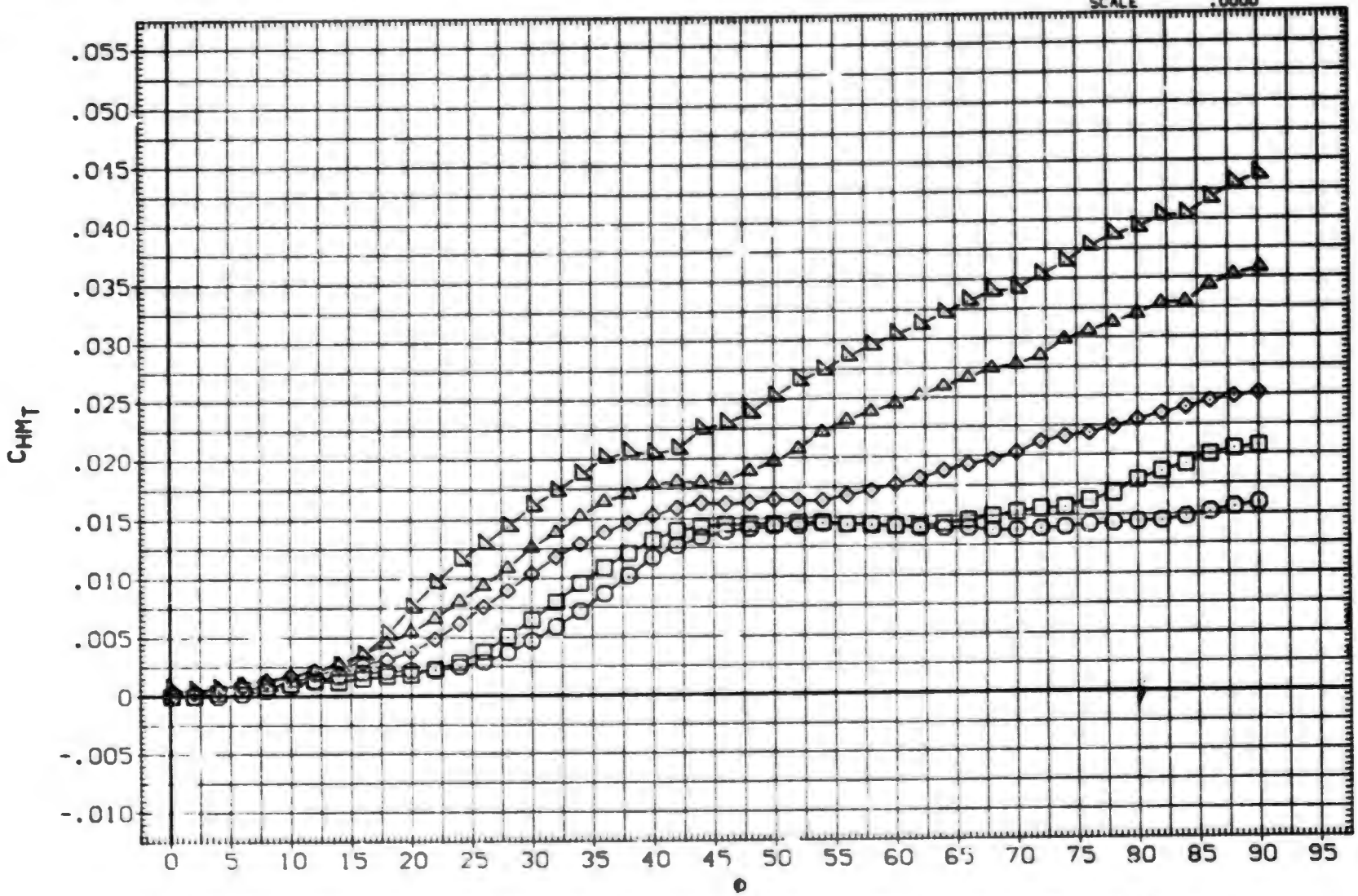

FIN AERODYNAMIC CHARACTERISTICS AS A FUNCTION OF ROLL ANGLE. BIT14 (FIN 1)

(G)MACH = 3.01

DATA SET	SYMBOL	CONFIGURATION DESCRIPTION	ALPHA	LAMBDA	RT.CRD	SEMSPN
(BXACTG)	○	AEDC TF 368 BODY-TAIL. BIT14 (TAIL FIN T1)	25.000	.000	7.499	1.875
(BXACTH)	□	AEDC TF 368 BODY-TAIL. BIT14 (TAIL FIN T1)	30.000	.000	7.499	1.875
(BXACTI)	◇	AEDC TF 368 BODY-TAIL. BIT14 (TAIL FIN T1)	35.000	.000	7.499	1.875
(BXACTJ)	△	AEDC TF 368 BODY-TAIL. BIT14 (TAIL FIN T1)	40.000	.000	7.499	1.875
(BXACTK)	▷	AEDC TF 368 BODY-TAIL. BIT14 (TAIL FIN T1)	45.000	.000	7.499	1.875

REFERENCE INFORMATION

SREF	7.0380	SQ.IN.
LREF	7.4990	IN.
BREF	1.8750	IN.
XMRP	.6200	IN.
YMRP	.0000	IN.
ZMRP	.0000	IN.
SCALE	.0000	

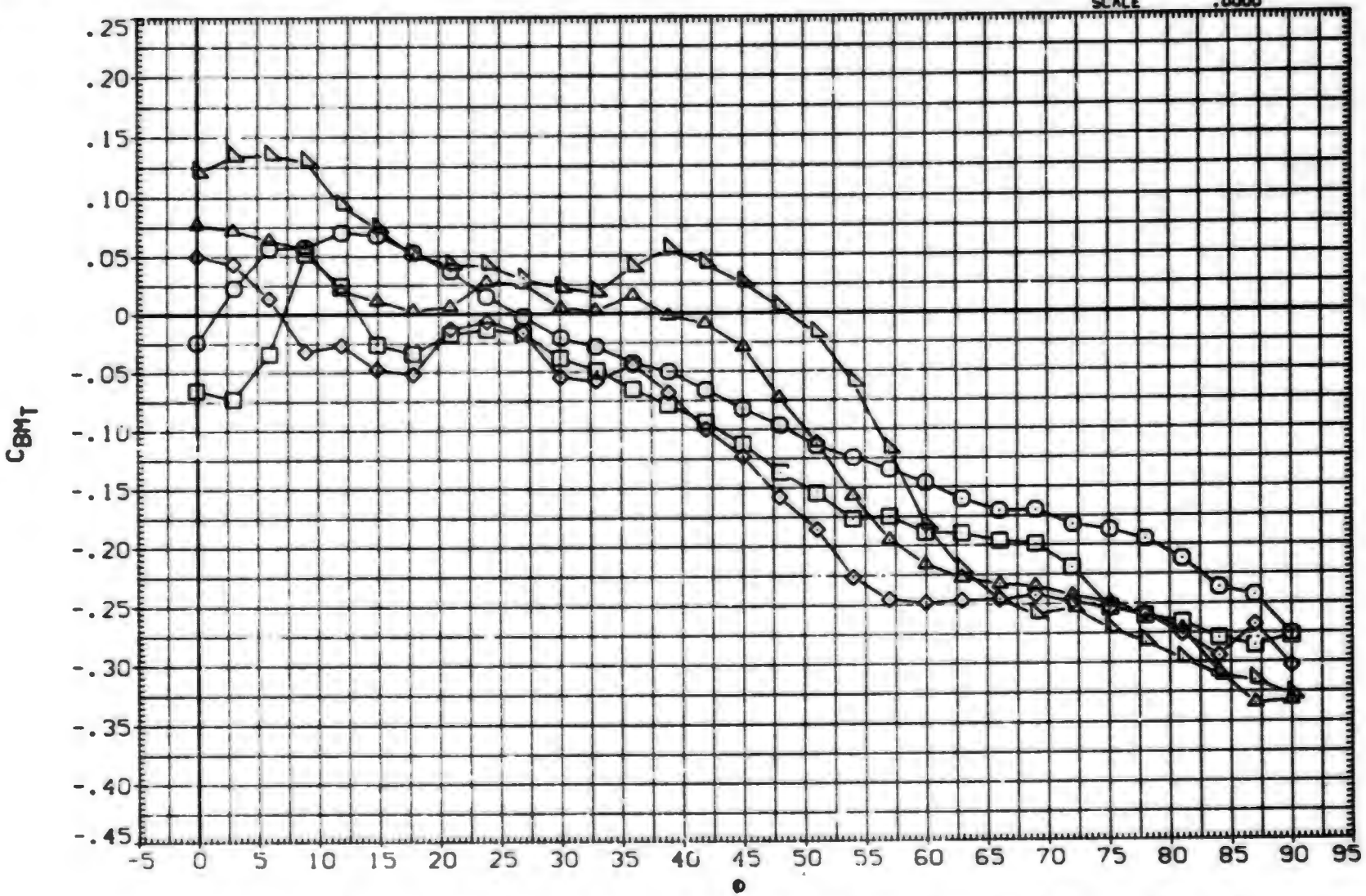

FIN AERODYNAMIC CHARACTERISTICS AS A FUNCTION OF ROLL ANGLE. BIT14 (FIN 1)

(A)MACH = .80

DATA SET	SYMBOL	CONFIGURATION DESCRIPTION	ALPHA	LAMBDA	RT.CRD	SEMSPN
(BXACTG)	○	AEDC TF 368 BODY-TAIL. BIT14 (TAIL FIN T1)	25.000	.000	7.499	1.875
(BXACTH)	□	AEDC TF 368 BODY-TAIL. BIT14 (TAIL FIN T1)	30.000	.000	7.499	1.875
(BXACTI)	◇	AEDC TF 368 BODY-TAIL. BIT14 (TAIL FIN T1)	35.000	.000	7.499	1.875
(BXACTJ)	△	AEDC TF 368 BODY-TAIL. BIT14 (TAIL FIN T1)	40.000	.000	7.499	1.875
(BXACTK)	◺	AEDC TF 368 BODY-TAIL. BIT14 (TAIL FIN T1)	45.000	.000	7.499	1.875

REFERENCE INFORMATION		
SREF	7.0380	SQ.IN.
LREF	7.4990	IN.
BREF	1.8750	IN.
XMRP	.6200	IN.
YMRP	.0000	IN.
ZMRP	.0000	IN.
SCALE	.0000	

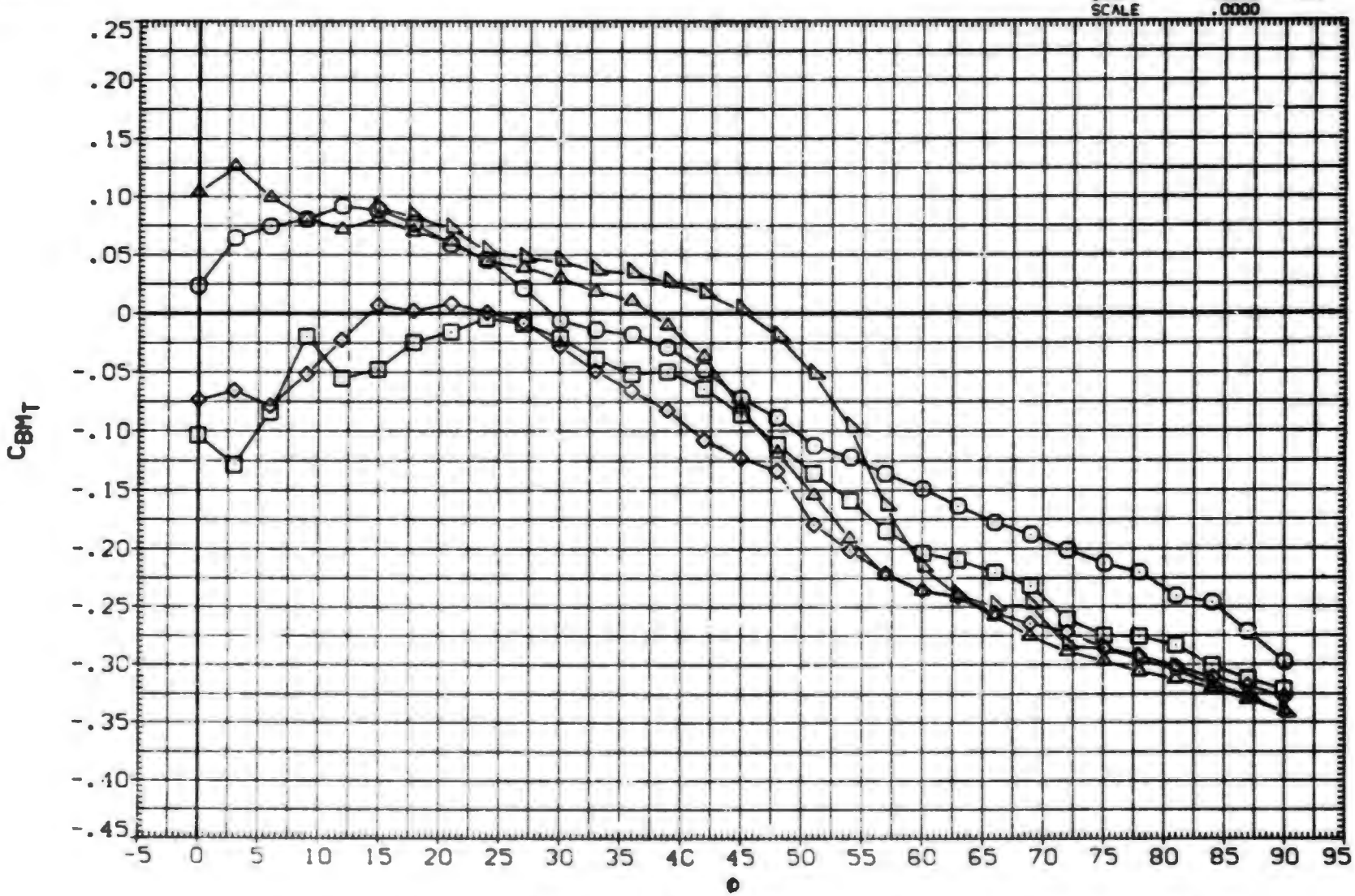

FIN AERODYNAMIC CHARACTERISTICS AS A FUNCTION OF ROLL ANGLE. BIT14 (FIN 1)

(B)MACH = 1.00

DATA SET	SYMBOL	CONFIGURATION DESCRIPTION	ALPHA	LAMBDA	RT.CRD	SEMSPN
(BXACTG)	○	AEDC TF 368 BODY-TAIL. BIT14 (TAIL FIN T1)	25.000	.000	7.499	1.875
(BXACTH)	□	AEDC TF 368 BODY-TAIL. BIT14 (TAIL FIN T1)	30.000	.000	7.499	1.875
(BXACTI)	◇	AEDC TF 368 BODY-TAIL. BIT14 (TAIL FIN T1)	35.000	.000	7.499	1.875
(BXACTJ)	△	AEDC TF 368 BODY-TAIL. BIT14 (TAIL FIN T1)	40.000	.000	7.499	1.875
(BXACTK)	◺	AEDC TF 368 BODY-TAIL. BIT14 (TAIL FIN T1)	45.000	.000	7.499	1.875

REFERENCE INFORMATION

SREF	7.0380	SQ.IN.
LREF	7.4990	IN.
BREF	1.8750	IN.
XMRP	.6200	IN.
YMRP	.0000	IN.
ZMRP	.0000	IN.
SCALE	.0000	

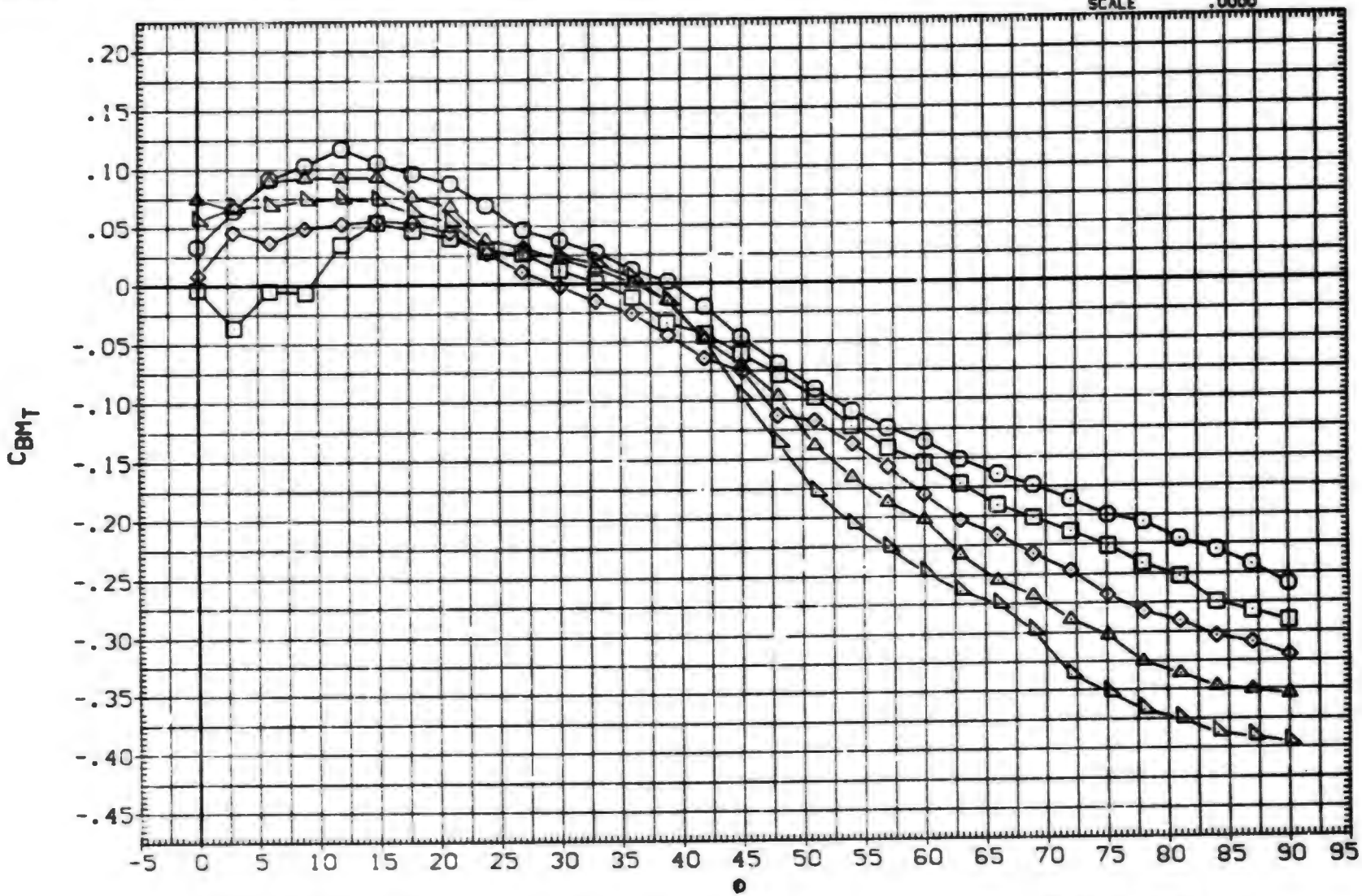

FIN AERODYNAMIC CHARACTERISTICS AS A FUNCTION OF ROLL ANGLE. BIT14 (FIN 1)

(C)MACH = 1.20

DATA SET	SYMBOL	CONFIGURATION DESCRIPTION	ALPHA	LAM.DA	RT.CRD	SEMSPN
(BXACTG)	○	AEDC TF 360 BODY-TAIL. BIT14 (TAIL FIN T1)	25.000	.000	7.499	1.875
(BXACTH)	□	DATA NOT AVAILABLE	30.000	.000	7.499	1.875
(BXACTI)	◇	DATA NOT AVAILABLE	35.000	.000	7.499	1.875
(BXACTJ)	⋈	DATA NOT AVAILABLE	40.000	.000	7.499	1.875
(BXACTK)	◺	DATA NOT AVAILABLE	45.000	.000	7.499	1.875

REFERENCE INFORMATION

SREF	7.0080	SQ. IN.
LREF	7.4990	IN.
BREF	1.8750	IN.
XMRP	.6200	IN.
YMRP	.0000	IN.
ZMRP	.0000	IN.
SCALE	.0000	

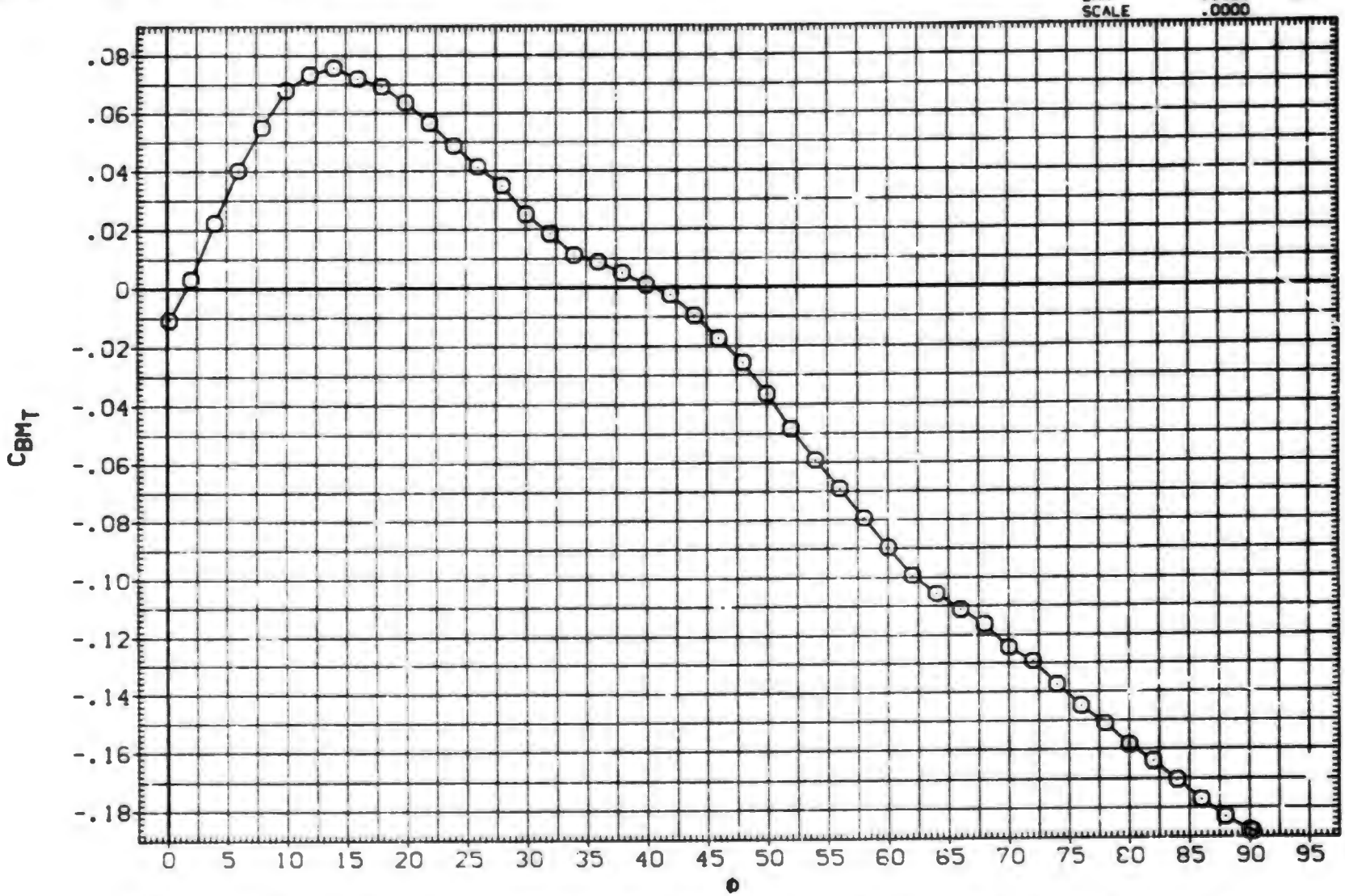

FIN AERODYNAMIC CHARACTERISTICS AS A FUNCTION OF ROLL ANGLE. BIT14 (FIN 1)

(D)MACH = 1.76

DATA SET	SYMBOL	CONFIGURATION DESCRIPTION	ALPHA	LAMBDA	RT.CRD	SEMSPN
(BXACTG)	○	AEDC TF 368 BODY-TAIL. B1T14 (TAIL FIN T1)	25.000	.000	7.499	1.875
(BXACTH)	□	AEDC TF 368 BODY-TAIL. B1T14 (TAIL FIN T1)	30.000	.000	7.499	1.875
(BXACTI)	◇	AEDC TF 368 BODY-TAIL. B1T14 (TAIL FIN T1)	35.000	.000	7.499	1.875
(BXACTJ)	◁	AEDC TF 368 BODY-TAIL. B1T14 (TAIL FIN T1)	40.000	.000	7.499	1.875
(BXACTK)	△	AEDC TF 368 BODY-TAIL. B1T14 (TAIL FIN T1)	45.000	.000	7.499	1.875

REFERENCE INFORMATION

SREF	7.0020	SQ.IN.
LREF	7.4990	IN.
BREF	1.8750	IN.
XMRP	.6200	IN.
YMRP	.0000	IN.
ZMRP	.0000	IN.
SCALE	.0000	

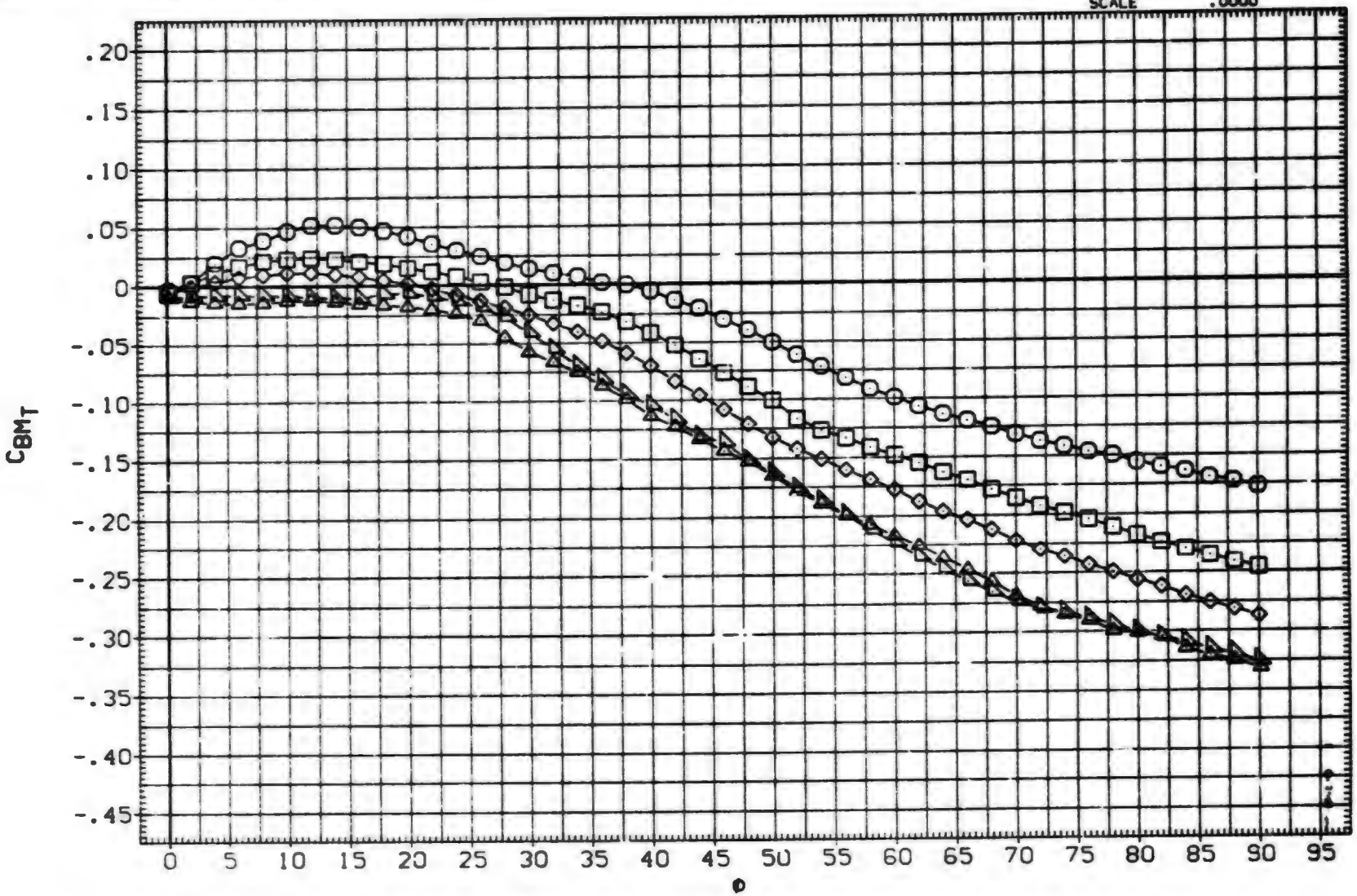

FIN AERODYNAMIC CHARACTERISTICS AS A FUNCTION OF ROLL ANGLE. B1T14 (FIN 1)

(E)MACH = 2.00

DATA SET	SYMBOL	CONFIGURATION DESCRIPTION	ALFHA	LAMBDA	RT.CRD	SEMSPN
(BXACTG)	○	AEDC TF 368 BODY-TAIL. B1T14 (TAIL FIN T1)	25.000	.000	7.499	1.875
(BXACTH)	□	AEDC TF 368 BODY-TAIL. B1T14 (TAIL FIN T1)	30.000	.000	7.499	1.875
(BXACTI)	◇	AEDC TF 368 BODY-TAIL. B1T14 (TAIL FIN T1)	35.000	.000	7.499	1.875
(BXACTJ)	△	AEDC TF 368 BODY-TAIL. B1T14 (TAIL FIN T1)	40.000	.000	7.499	1.875
(BXACTK)	◺	AEDC TF 368 BODY-TAIL. B1T14 (TAIL FIN T1)	45.000	.000	7.499	1.875

REFERENCE INFORMATION

SREF	7.0380	SQ. IN.
LREF	7.4990	IN.
BREF	1.8750	IN.
XMRP	.6200	IN.
YMRP	.0000	IN.
ZMRP	.0000	IN.
SCALE	.0000	

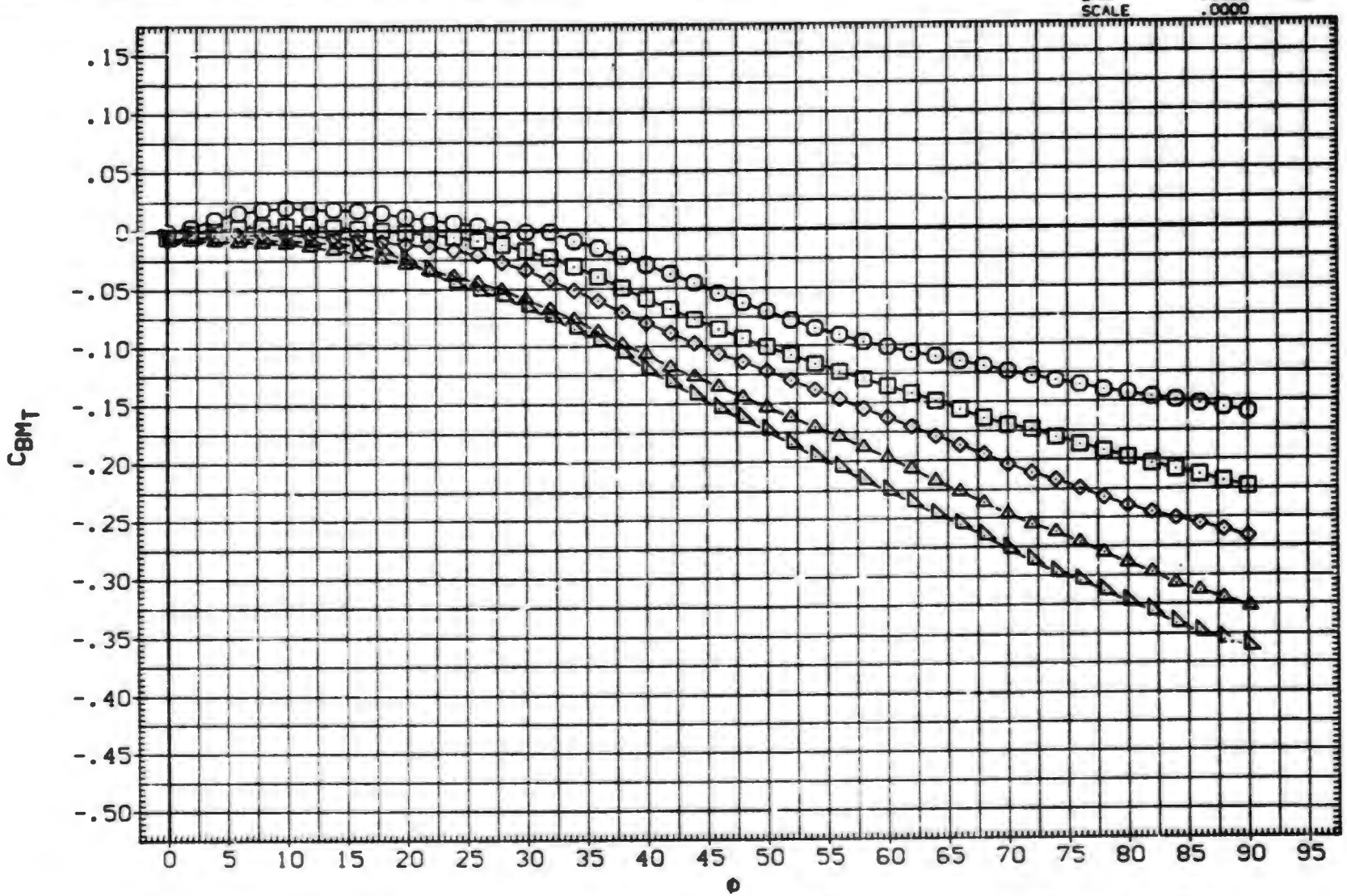

FIN AERODYNAMIC CHARACTERISTICS AS A FUNCTION OF ROLL ANGLE. B1T14 (FIN 1)

(F)MACH = 2.50

DATA SET	SYMBOL	CONFIGURATION DESCRIPTION	ALPHA	LAMBDA	RT.CRD	SEMSPN
(BXACTG)	○	AEDC TF 368 BODY-TAIL. B1T14 (TAIL FIN T1)	25.000	.000	7.499	1.875
(BXACTH)	□	AEDC TF 368 BODY-TAIL. B1T14 (TAIL FIN T1)	30.000	.000	7.499	1.875
(BXACTI)	◇	AEDC TF 368 BODY-TAIL. B1T14 (TAIL FIN T1)	35.000	.000	7.499	1.875
(BXACTJ)	△	AEDC TF 368 BODY-TAIL. B1T14 (TAIL FIN T1)	40.000	.000	7.499	1.875
(BXACTK)	◺	AEDC TF 368 BODY-TAIL. B1T14 (TAIL FIN T1)	45.000	.000	7.499	1.875

REFERENCE INFORMATION		
SREF	7.0380	SQ.IN.
LREF	7.4990	IN.
BREF	1.8750	IN.
XMRP	.6200	IN.
YMRP	.0000	IN.
ZMRP	.0000	IN.
SCALE	.0000	

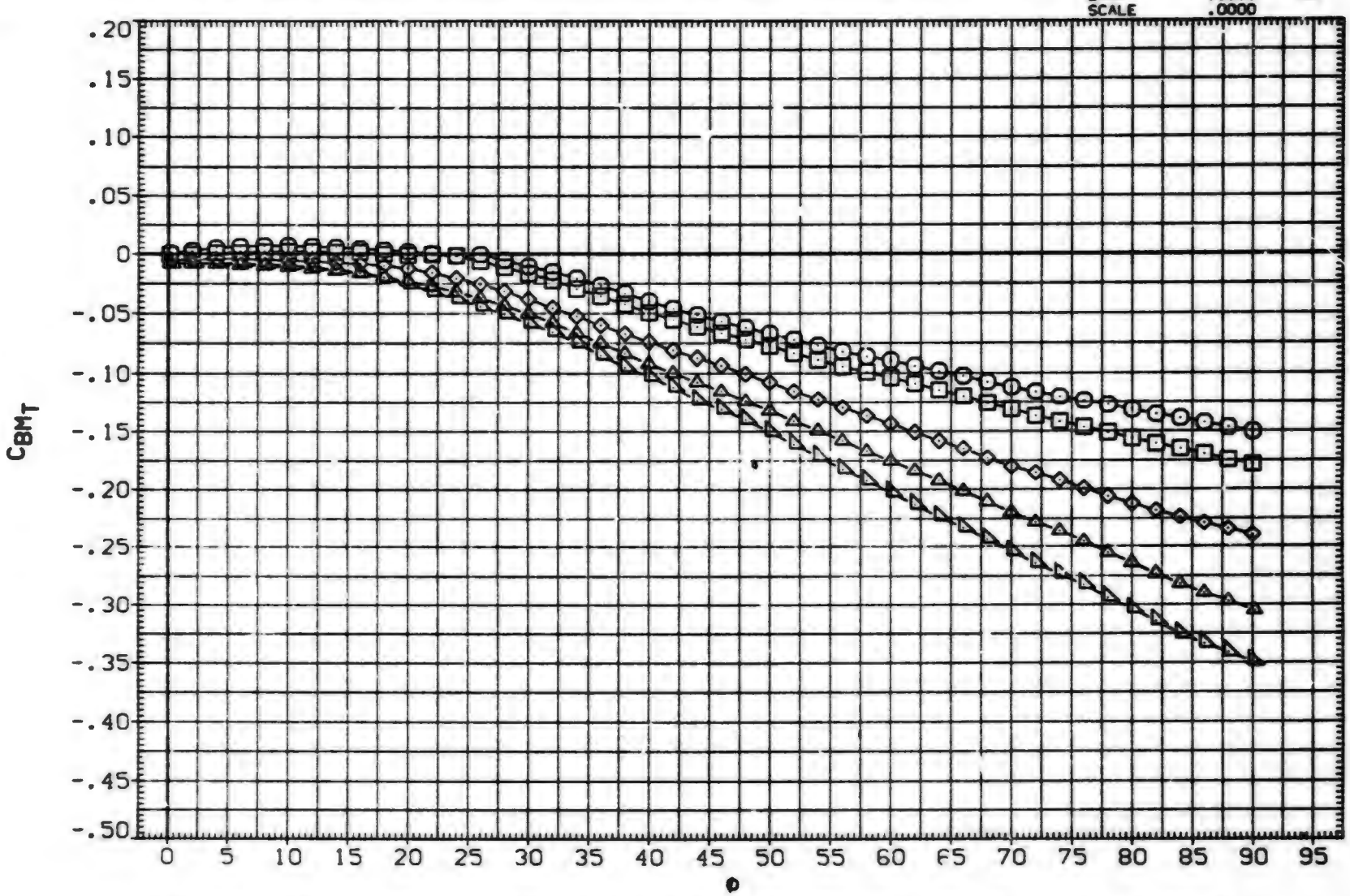

FIN AERODYNAMIC CHARACTERISTICS AS A FUNCTION OF ROLL ANGLE. B1T14 (FIN 1)

(G)MACH = 3.01

DATA SET	SYMBOL	CONFIGURATION DESCRIPTION	ALPHA	LAMBDA	RT.CRD	SEMSPN
(BXACTG)	○	AEDC TF 368 BODY-TAIL. B1T14 (TAIL FIN T1)	25.000	.000	7.499	1.875
(BXACTH)	□	AEDC TF 368 BODY-TAIL. B1T14 (TAIL FIN T1)	30.000	.000	7.499	1.875
(BXACTI)	◇	AEDC TF 368 BODY-TAIL. B1T14 (TAIL FIN T1)	35.000	.000	7.499	1.875
(BXACTJ)	△	AEDC TF 368 BODY-TAIL. B1T14 (TAIL FIN T1)	40.000	.000	7.499	1.875
(BXACTK)	◺	AEDC TF 368 BODY-TAIL. B1T14 (TAIL FIN T1)	45.000	.000	7.499	1.875

REFERENCE INFORMATION

SREF	7.0380	SQ. IN.
LREF	7.4990	IN.
BREF	1.8750	IN.
XMRP	.6200	IN.
YMRP	.0000	IN.
ZMRP	.0000	IN.
SCALE	.0000	

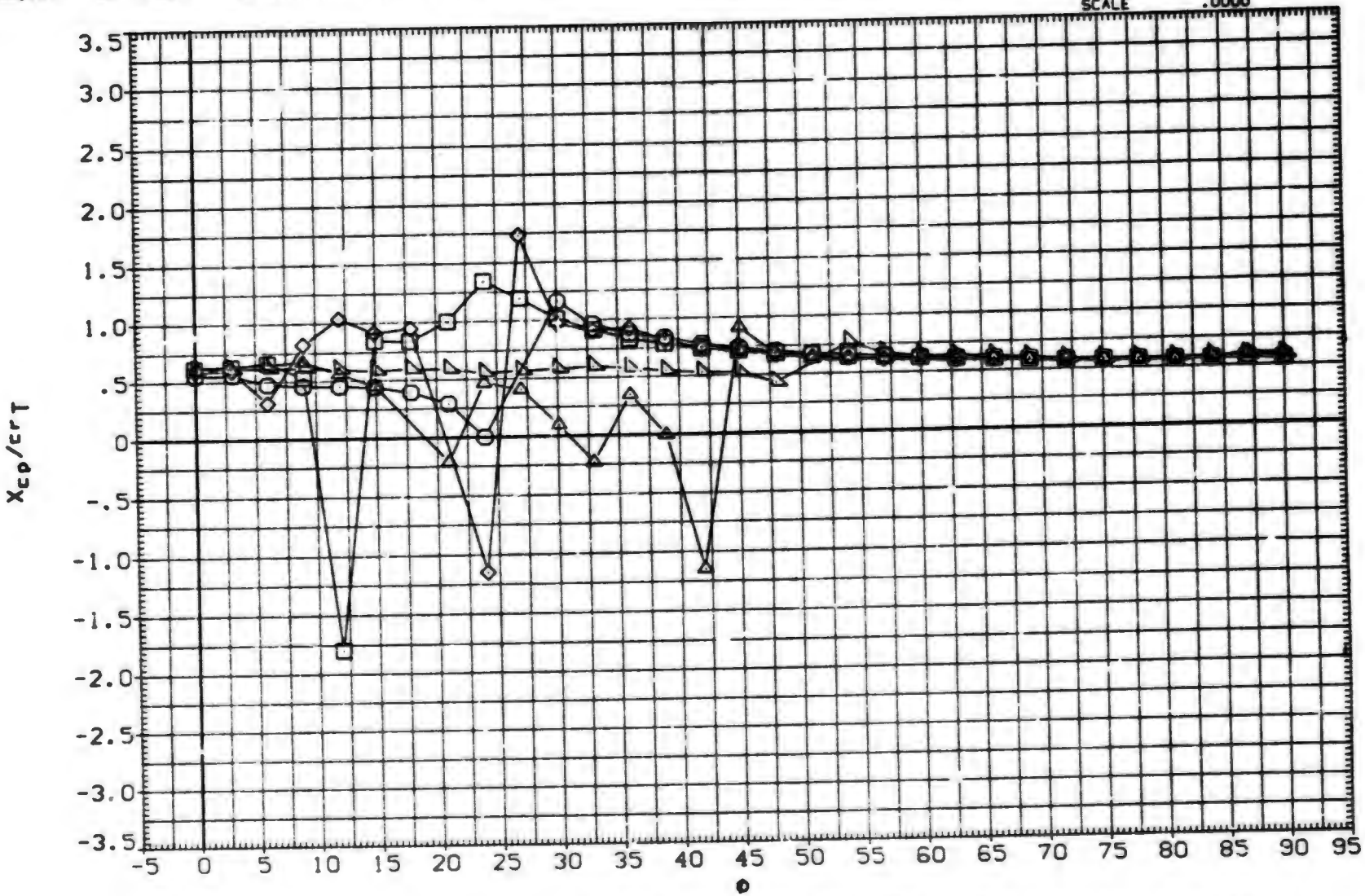

FIN AERODYNAMIC CHARACTERISTICS AS A FUNCTION OF ROLL ANGLE. B1T14 (FIN 1)

(A)MACH = .80

DATA SET	SYMBOL	CONFIGURATION DESCRIPTION	ALPHA	LAMBDA	RT.CRD	SEMSPN
(BXACTG)	○	AEDC TF 368 BODY-TAIL. B1T14 (TAIL FIN T1)	25.000	.000	7.499	1.875
(BXACTH)	□	AEDC TF 368 BODY-TAIL. B1T14 (TAIL FIN T1)	30.000	.000	7.499	1.875
(BXACTI)	◇	AEDC TF 368 BODY-TAIL. B1T14 (TAIL FIN T1)	35.000	.000	7.499	1.875
(BXACTJ)	△	AEDC TF 368 BODY-TAIL. B1T14 (TAIL FIN T1)	40.000	.000	7.499	1.875
(BXACTK)	◺	AEDC TF 368 BODY-TAIL. B1T14 (TAIL FIN T1)	45.000	.000	7.499	1.875

REFERENCE INFORMATION

SREF	7.0380	SQ.IN.
LREF	7.4990	IN.
BREF	1.8750	IN.
XMRP	.6200	IN.
YMRP	.0000	IN.
ZMRP	.0000	IN.
SCALE	.0000	

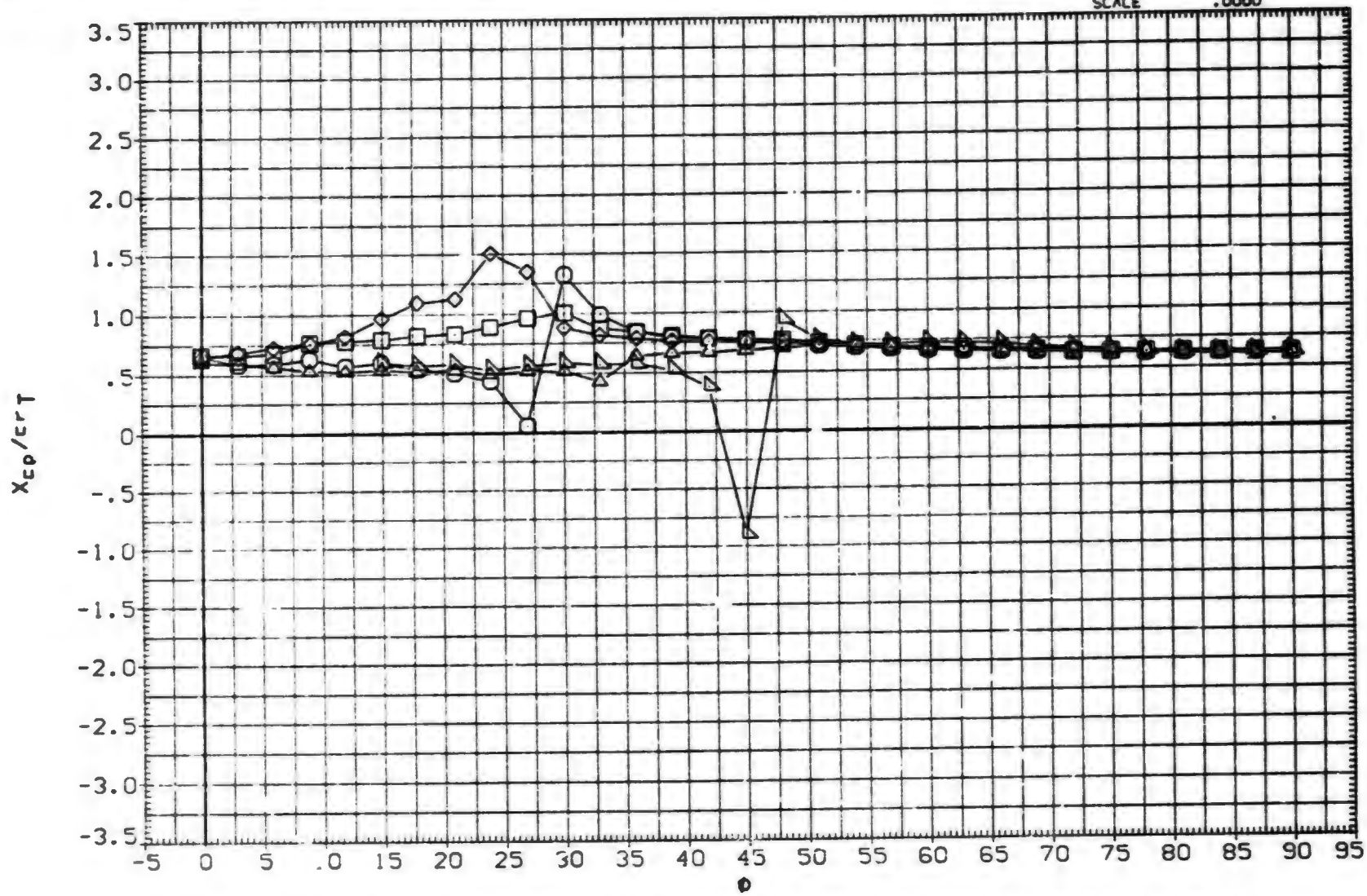

FIN AERODYNAMIC CHARACTERISTICS AS A FUNCTION OF ROLL ANGLE. B1T14 (FIN 1)

(B)MACH = 1.00

DATA SET	SYMBOL	CONFIGURATION DESCRIPTION	ALPHA	LAMBDA	RT.CRD	SEMSPN
(BXACTG)	○	AEDC TF 368 BODY-TAIL. B1T14 (TAIL FIN T1)	25.000	.000	7.499	1.875
(BXACTH)	□	AEDC TF 368 BODY-TAIL. B1T14 (TAIL FIN T1)	30.000	.000	7.499	1.875
(BXACTI)	◇	AEDC TF 368 BODY-TAIL. B1T14 (TAIL FIN T1)	35.000	.000	7.499	1.875
(BXACTJ)	△	AEDC TF 368 BODY-TAIL. B1T14 (TAIL FIN T1)	40.000	.000	7.499	1.875
(BXACTK)	◁	AEDC TF 368 BODY-TAIL. B1T14 (TAIL FIN T1)	45.000	.000	7.499	1.875

REFERENCE INFORMATION

SREF	7.0380	SQ. IN.
LREF	7.4990	IN.
BREF	1.8750	IN.
XMRP	.6200	IN.
YMRP	.0000	IN.
ZMRP	.0000	IN.
SCALE	.0000	

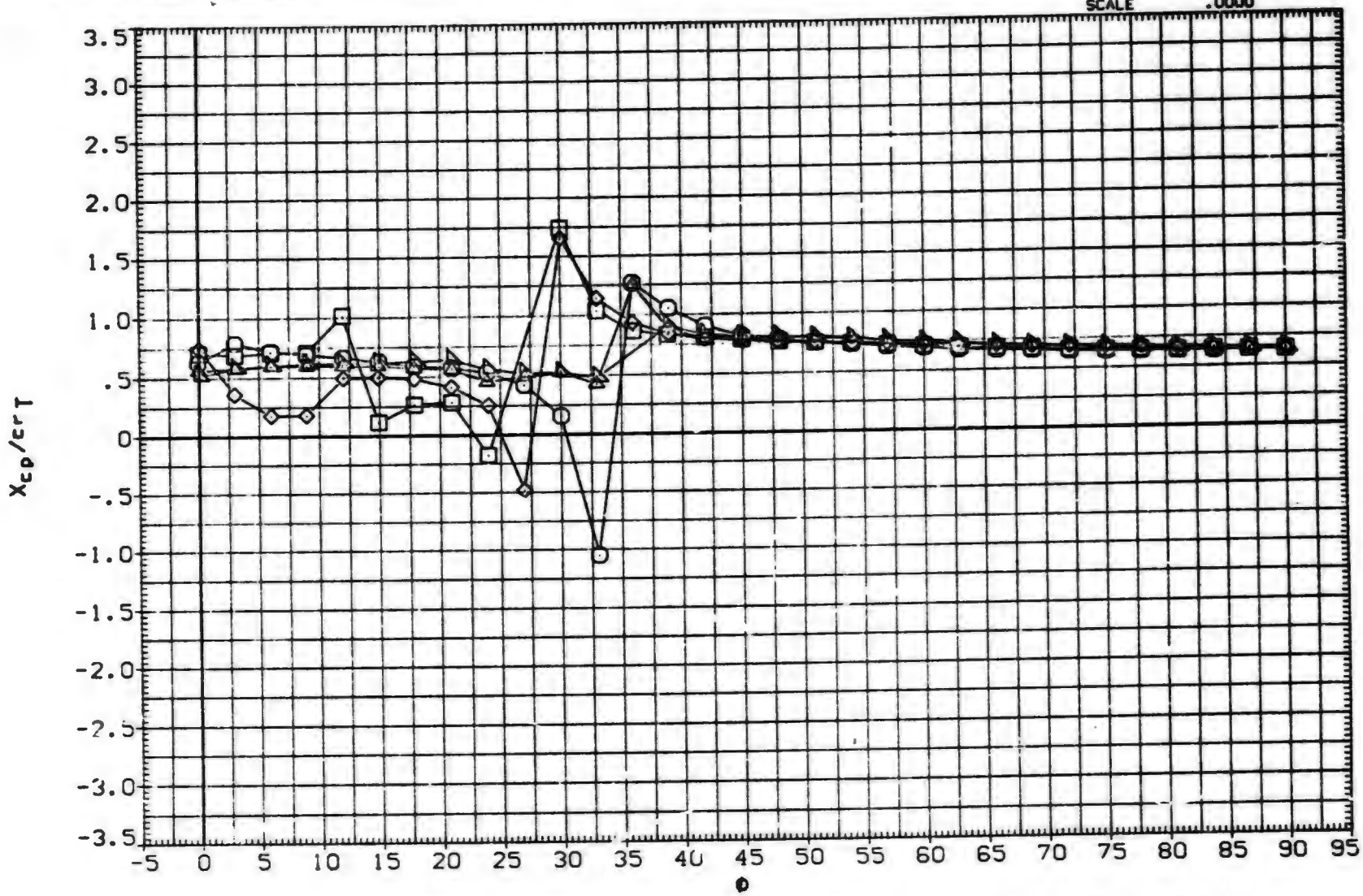

FIN AERODYNAMIC CHARACTERISTICS AS A FUNCTION OF ROLL ANGLE, B1T14 (FIN 1)

(C)MACH = 1.20

DATA SET	SYMBOL	CONFIGURATION DESCRIPTION
(BXACTG)	○	AEDC TF 368 BODY-TAIL. B1T14 (TAIL FIN T1)
(BXACTH)	□	DATA NOT AVAILABLE
(BXACTI)	◇	DATA NOT AVAILABLE
(BXACTJ)	△	DATA NOT AVAILABLE
(BXACTK)	◺	DATA NOT AVAILABLE

ALPHA	LAMBDA	RT.CRD	SEMSPN
25.000	.000	7.499	1.875
30.000	.000	7.499	1.875
35.000	.000	7.499	1.875
40.000	.000	7.499	1.875
45.000	.000	7.499	1.875

REFERENCE INFORMATION

SREF	7.0380	SQ. IN.
LREF	7.4990	IN.
BREF	1.8750	IN.
XMRP	.6200	IN.
YMRP	.0000	IN.
ZMRP	.000[illegible]	IN.
SCALE	.0000	

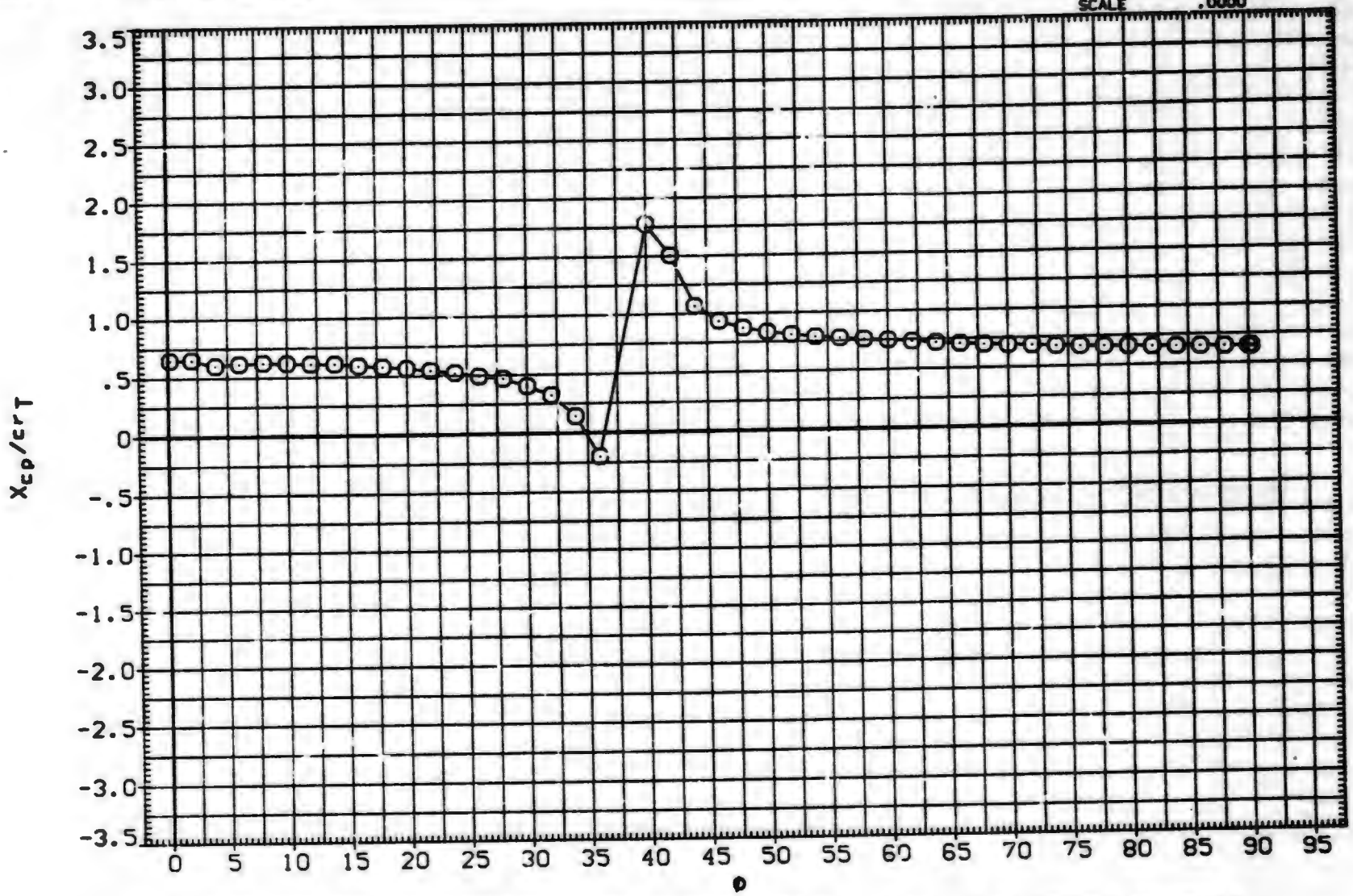

FIN AERODYNAMIC CHARACTERISTICS AS A FUNCTION OF ROLL ANGLE, B1T14 (FIN 1)

(D)MACH = 1.76

DATA SET	SYMBOL	CONFIGURATION DESCRIPTION	GAMMA	LAMBDA	RT.CRD	SEMSPN
(BXACTG)	○	AEDC TF 368 BODY-TAIL. B1T14 (TAIL FIN T1)	25.000	.000	7.499	1.875
(BXACTH)	□	AEDC TF 368 BODY-TAIL. B1T14 (TAIL FIN T1)	30.000	.000	7.499	1.875
(BXACTI)	◇	AEDC TF 368 BODY-TAIL. B1T14 (TAIL FIN T1)	35.000	.000	7.499	1.875
(BXACTJ)	△	AEDC TF 368 BODY-TAIL. B1T14 (TAIL FIN T1)	40.000	.000	7.499	1.875
(BXACTK)	◺	AEDC TF 368 BODY-TAIL. B1T14 (TAIL FIN T1)	45.000	.000	7.499	1.875

REFERENCE INFORMATION		
SREF	7.0380	SQ.IN.
LREF	7.4990	IN.
BREF	1.8750	IN.
XMRP	.6200	IN.
YMRP	.0000	IN.
ZMRP	.0000	IN.
SCALE	.0000	

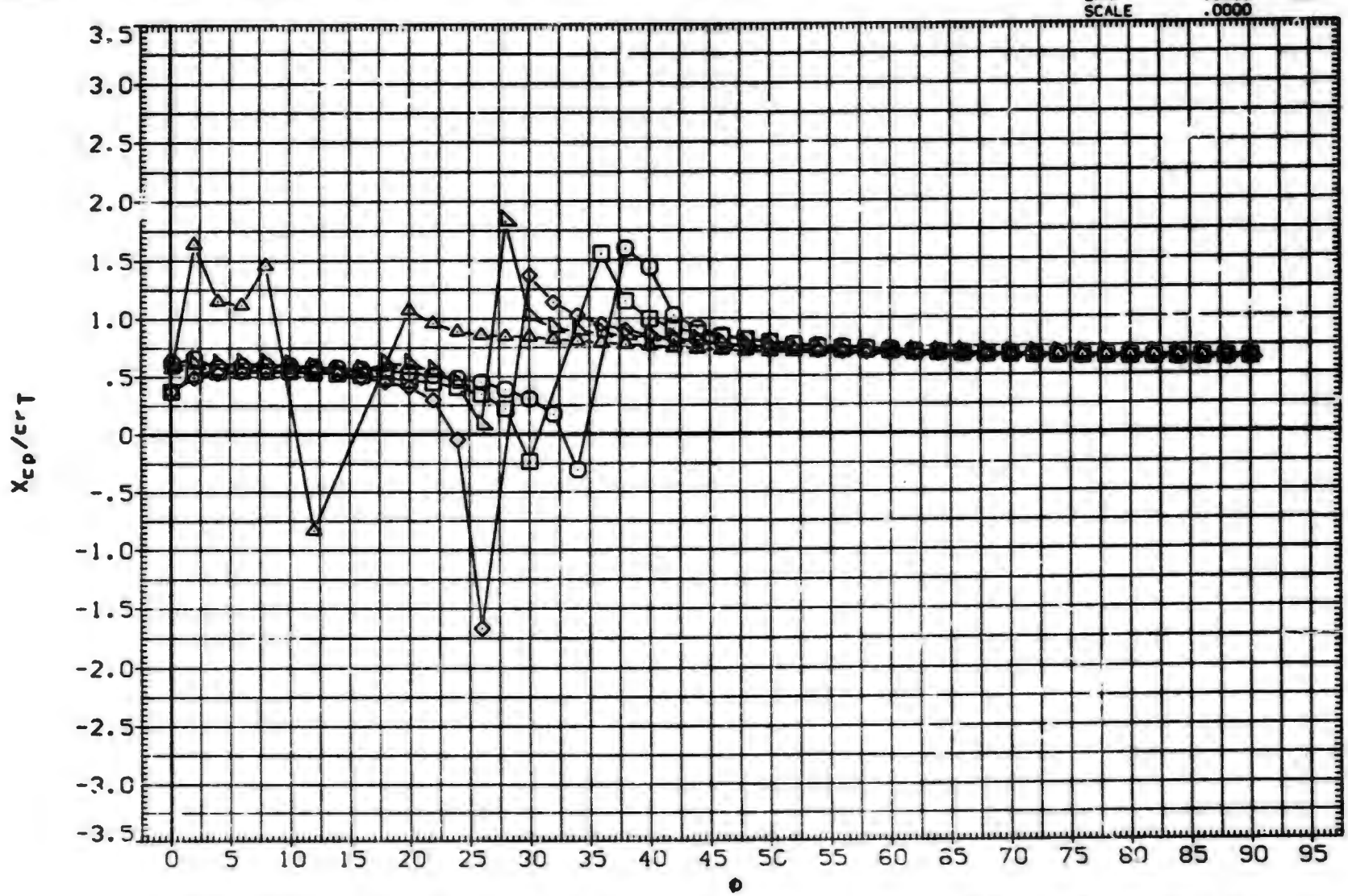

FIN AERODYNAMIC CHARACTERISTICS AS A FUNCTION OF ROLL ANGLE. B1T14 (FIN 1)

(E)MACH = 2.00

DATA SET	SYMBOL	CONFIGURATION DESCRIPTION	ALPHA	LAMBDA	RT.CRD	SEMSPN
(BXACTG)	○	AEDC TF 368 BODY-TAIL. B1T14 (TAIL FIN T1)	25.000	.000	7.499	1.875
(BXACTH)	□	AEDC TF 368 BODY-TAIL. B1T14 (TAIL FIN T1)	30.000	.000	7.499	1.875
(BXACTI)	◇	AEDC TF 368 BODY-TAIL. B1T14 (TAIL FIN T1)	35.000	.000	7.499	1.875
(BXACTJ)	△	AEDC TF 368 BODY-TAIL. B1T14 (TAIL FIN T1)	40.000	.000	7.499	1.875
(BXACTK)	◺	AEDC TF 368 BODY-TAIL. B1T14 (TAIL FIN T1)	45.000	.000	7.499	1.875

REFERENCE INFORMATION

SREF	7.0380	SQ. IN.
LREF	7.4990	IN.
BREF	1.8750	IN.
XMRP	.6200	IN.
YMRP	.0000	IN.
ZMRP	.0000	IN.
SCALE	.0000	

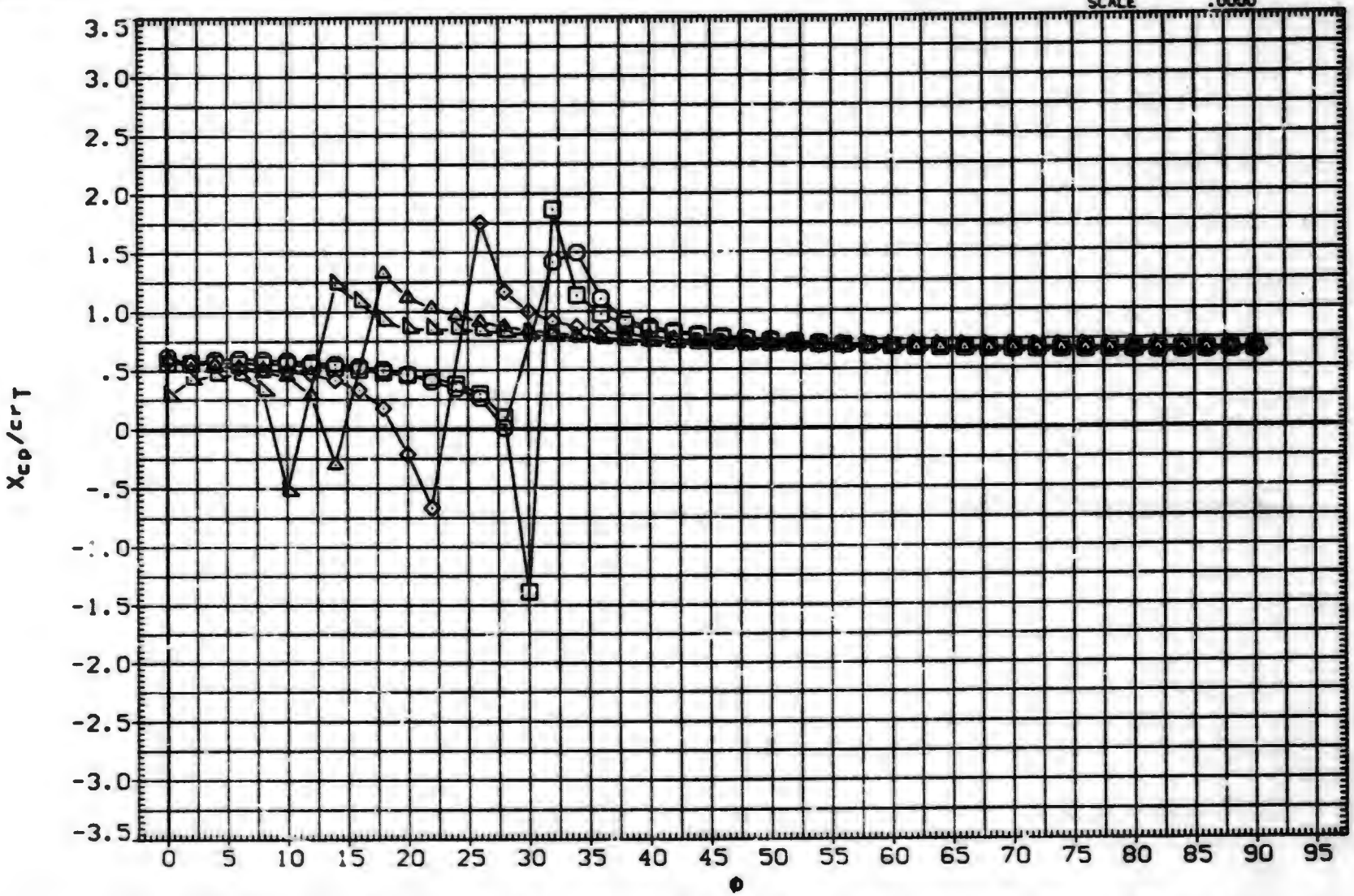

FIN AERODYNAMIC CHARACTERISTICS AS A FUNCTION OF ROLL ANGLE. B1T14 (FIN 1)

(F)MACH = 2.50

DATA SET	SYMBOL	CONFIGURATION DESCRIPTION	ALPHA	LAMBDA	RT.CRD	SEMSPN
(BXACTG)	○	AEDC TF 368 BODY-TAIL. B1T14 (TAIL FIN T1)	25.000	.000	7.499	1.875
(BXACTH)	□	AEDC TF 368 BODY-TAIL. B1T14 (TAIL FIN T1)	30.000	.000	7.499	1.875
(BXACTI)	◇	AEDC TF 368 BODY-TAIL. B1T14 (TAIL FIN T1)	35.000	.000	7.499	1.875
(BXACTJ)	△	AEDC TF 368 BODY-TAIL. B1T14 (TAIL FIN T1)	40.000	.000	7.499	1.875
(BXACTK)	◺	AEDC TF 368 BODY-TAIL. B1T14 (TAIL FIN T1)	45.000	.000	7.499	1.875

REFERENCE INFORMATION

SREF	7.0380	SQ.IN.
LREF	7.4990	IN.
BREF	1.8750	IN.
XMRP	.6200	IN.
YMRP	.0000	IN.
ZMRP	.0000	IN.
SCALE	.0000	

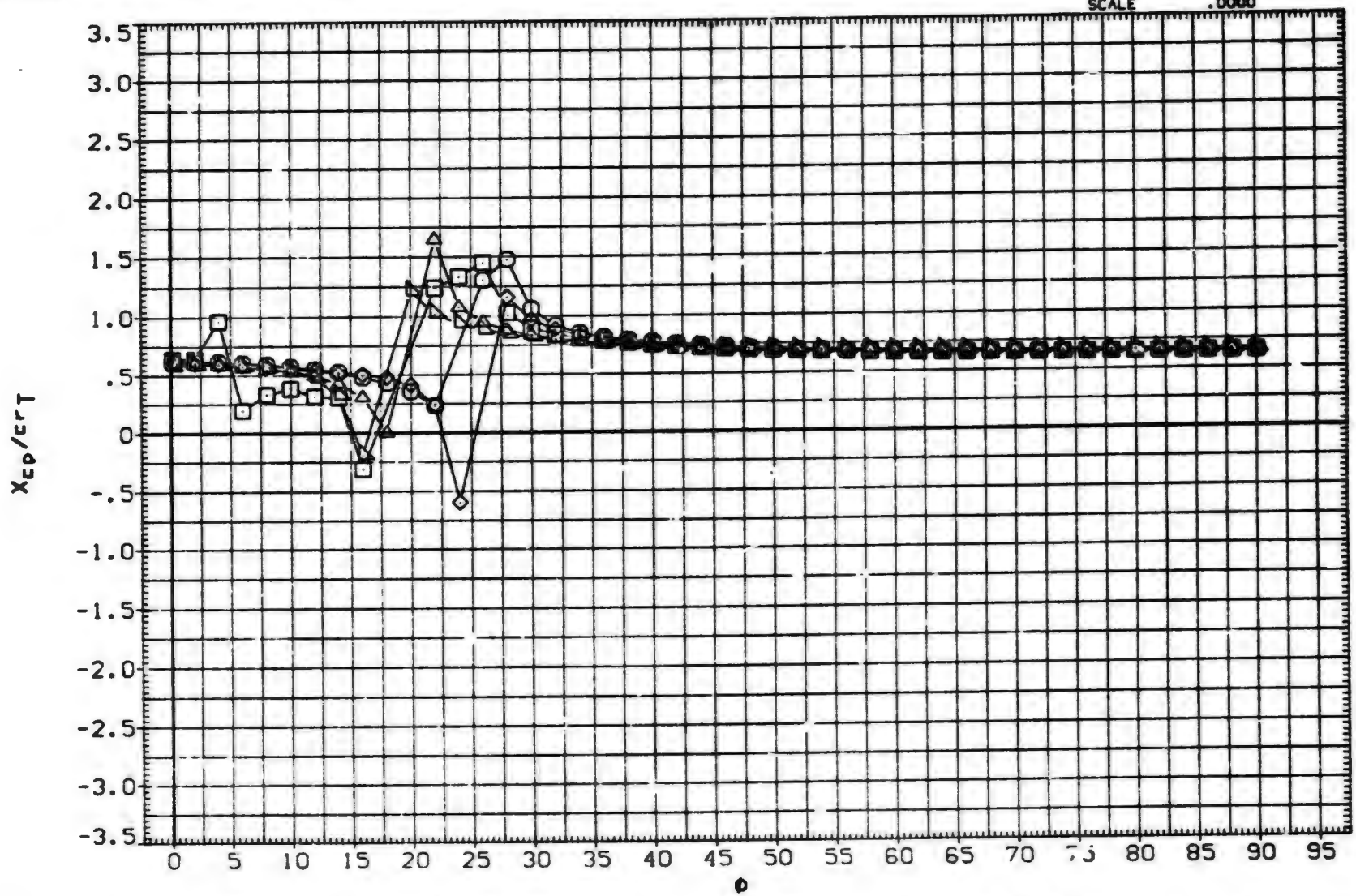

FIN AERODYNAMIC CHARACTERISTICS AS A FUNCTION OF ROLL ANGLE. B1T14 (FIN 1)

(G)MACH = 3.01

DATA SET	SYMBOL	CONFIGURATION DESCRIPTION	ALPHA	LAMBDA	RT.CRD	SEMSPN
(BXACTG)	○	AEDC TF 368 BODY-TAIL. B1T14 (TAIL FIN T1)	25.000	.000	7.499	1.875
(BXACTH)	□	AEDC TF 368 BODY-TAIL. B1T14 (TAIL FIN T1)	30.000	.000	7.499	1.875
(BXACTI)	◇	AEDC TF 368 BODY-TAIL. B1T14 (TAIL FIN T1)	35.000	.000	7.499	1.875
(BXACTJ)	△	AEDC TF 368 BODY-TAIL B1T14 (TAIL FIN T1)	40.000	.000	7.499	1.875
(BXACTK)	◺	AEDC TF 368 BOD -TAIL. B1T14 (TAIL FIN T1)	45.000	.000	7.499	1.875

REFERENCE INFORMATION

SREF	7.0380	SQ. IN.
LREF	7.4990	IN.
BREF	1.8750	IN.
XMRP	.6200	IN.
YMRP	.0000	IN.
ZMRP	.0000	IN.
SCALE	.0000	

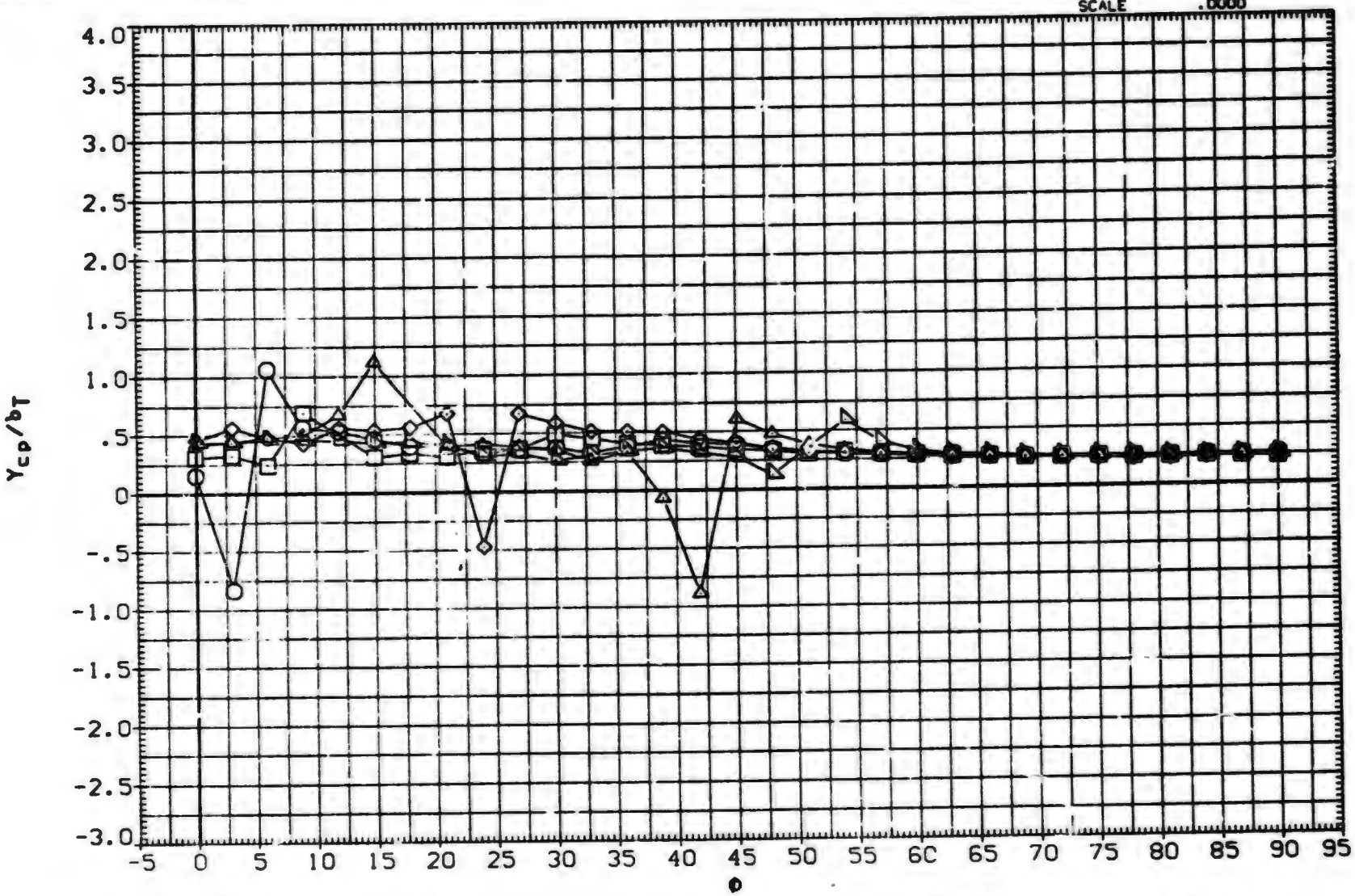

FIN AERODYNAMIC CHARACTERISTICS AS A FUNCTION OF ROLL ANGLE. B1T14 (FIN 1)

(A)MACH = .80

DATA SET	SYMBOL	CONFIGURATION DESCRIPTION	ALPHA	LAMBDA	RT.CRD	SEMSPN
(BXACTG)	○	AEDC TF 368 BODY-TAIL. B1T14 (TAIL FIN T1)	25.000	.000	7.499	1.875
(BXACTH)	□	AEDC TF 368 BODY-TAIL. B1T14 (TAIL FIN T1)	30.000	.000	7.499	1.875
(BXACTI)	◇	AEDC TF 368 BODY-TAIL. B1T14 (TAIL FIN T1)	35.000	.000	7.499	1.875
(BXACTJ)	△	AEDC TF 368 BODY-TAIL. B1T14 (TAIL FIN T1)	40.000	.000	7.499	1.875
(BXACTK)	◁	AEDC TF 368 BODY-TAIL. B1T14 (TAIL FIN T1)	45.000	.000	7.499	1.875

REFERENCE INFORMATION

SREF	7.0300	SQ. IN.
LREF	7.4990	IN.
BREF	1.8750	IN.
XMRP	.6200	IN.
YMRP	.0000	IN.
ZMRP	.0000	IN.
SCALE	.0000	

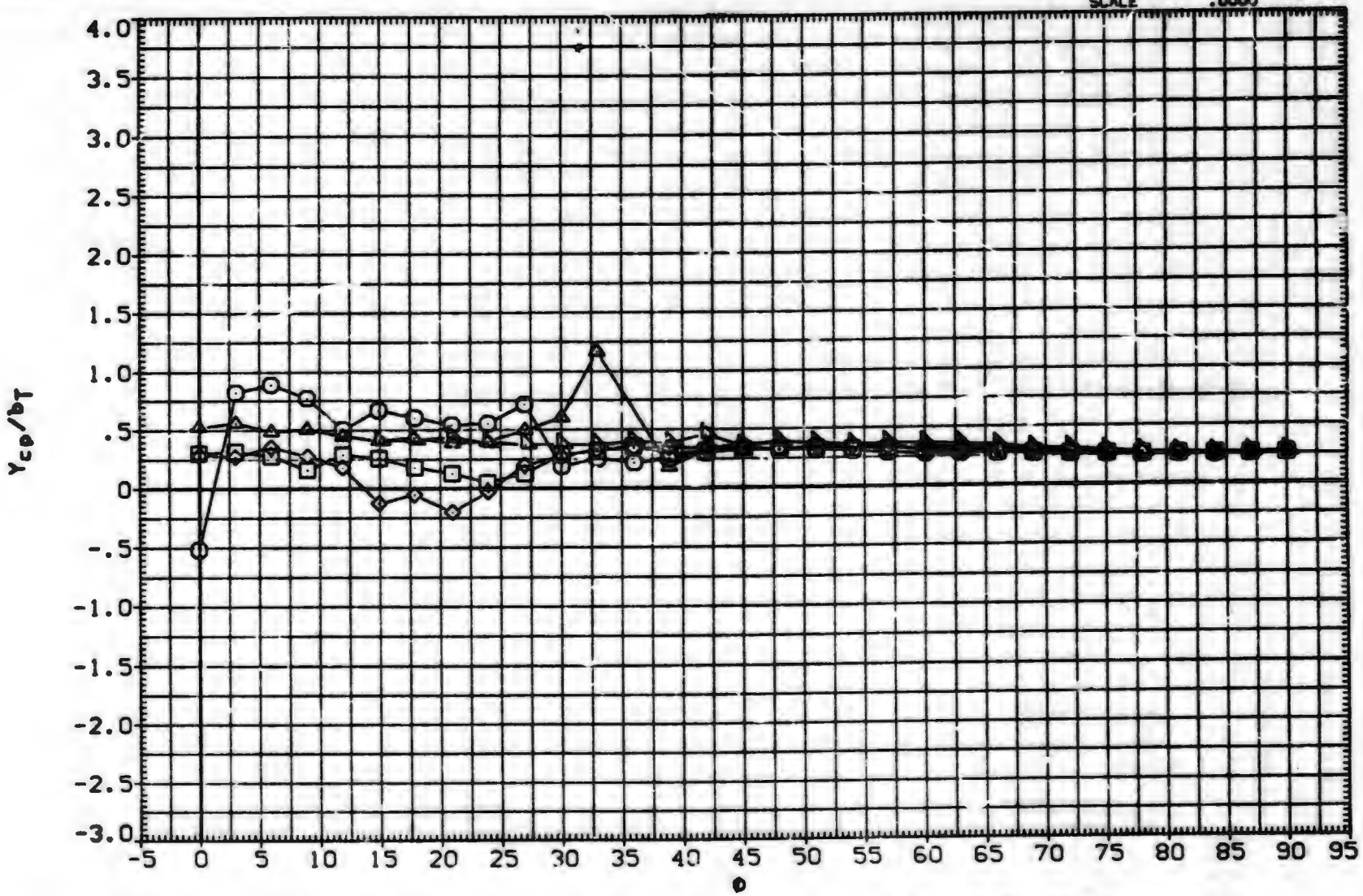

FIN AERODYNAMIC CHARACTERISTICS AS A FUNCTION OF ROLL ANGLE. B1T14 (FIN 1)

(B)MACH = 1.00

DATA SET	SYMBOL	CONFIGURATION DESCRIPTION	ALPHA	LAMBDA	RT.CRD	SEMSPN
(BXACTG)	○	AEDC TF 368 BODY-TAIL. B1T14 (TAIL FIN T1)	25.000	.000	7.499	1.875
(BXACTH)	□	AEDC TF 368 BODY-TAIL. B1T14 (TAIL FIN T1)	30.000	.000	7.499	1.875
(BXACTI)	◇	AEDC TF 368 BODY-TAIL. B1T14 (TAIL FIN T1)	35.000	.000	7.499	1.875
(BXACTJ)	◺	AEDC TF 368 BODY-TAIL. B1T14 (TAIL FIN T1)	40.000	.000	7.499	1.875
(BXACTK)	△	AEDC TF 368 BODY-TAIL. B1T14 (TAIL FIN T1)	45.000	.000	7.499	1.875

REFERENCE INFORMATION		
SREF	7.0380	SQ.IN.
LREF	7.4990	IN.
BREF	1.8750	IN.
XMRP	.6200	IN.
YMRP	.0000	IN.
ZMRP	.0000	IN.
SCALE	.0000	

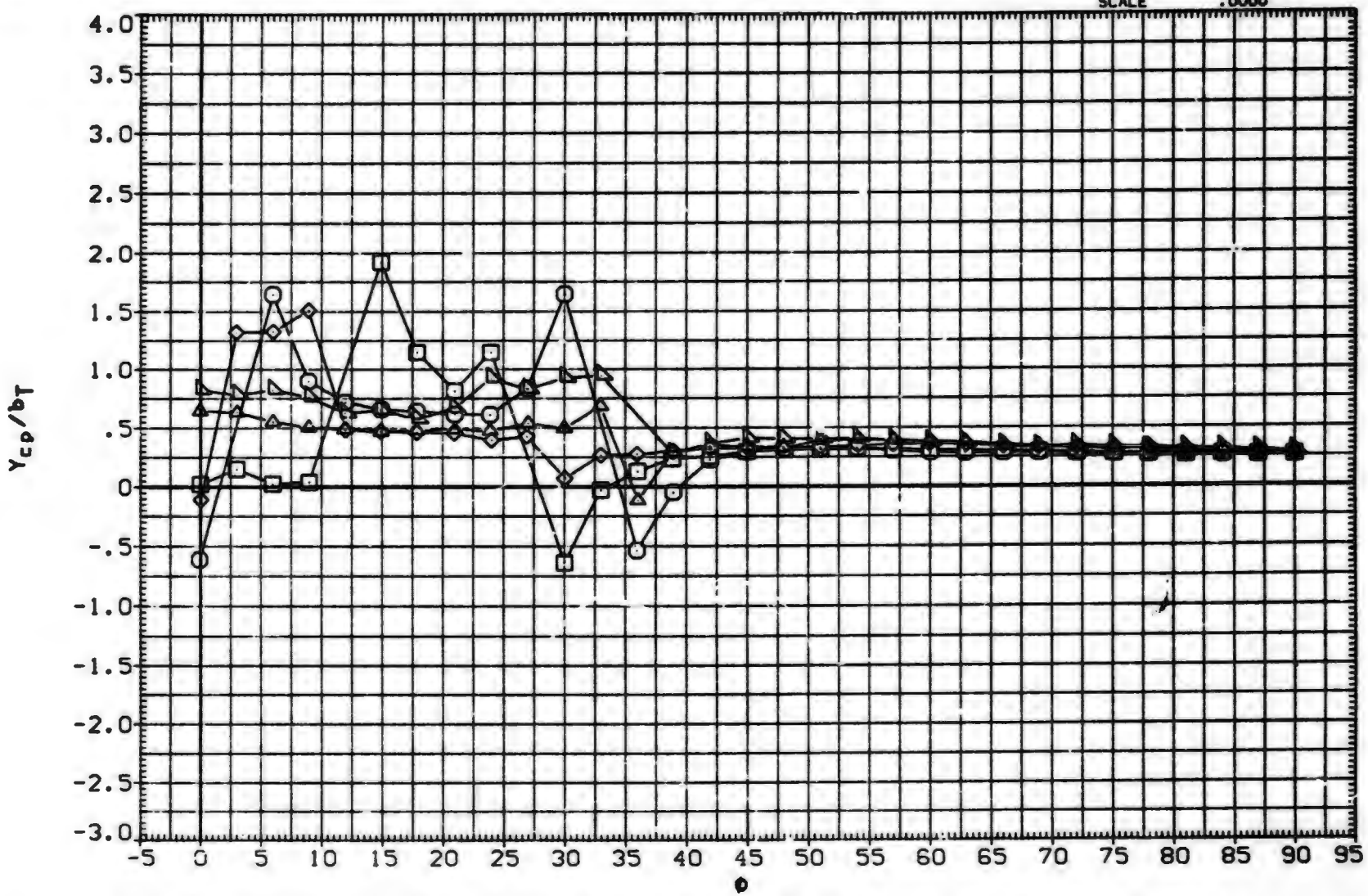

FIN AERODYNAMIC CHARACTERISTICS AS A FUNCTION OF ROLL ANGLE. B1T14 (FIN 1)

(C)MACH = 1.20

DATA SET	SYMBOL	CONFIGURATION DESCRIPTION	ALPHA	LAMBDA	RT.CRD	SEMSPN
(BXACTG)	○	AEDC TF 368 BODY-TAIL. BIT14 (TAIL FIN T1)	25.000	.000	7.499	1.875
(BXACTH)	□	DATA NOT AVAILABLE	30.000	.000	7.499	1.875
(BXACTI)	◇	DATA NOT AVAILABLE	35.000	.000	7.499	1.875
(BXACTJ)	⋈	DATA NOT AVAILABLE	40.000	.000	7.499	1.875
(BXACTK)	△	DATA NOT AVAILABLE	45.000	.000	7.499	1.875

REFERENCE INFORMATION

SREF	7.0380	SQ.IN.
LREF	7.4990	IN.
BREF	1.8750	IN.
XMRP	.6200	IN.
YMRP	.0000	IN.
ZMRP	.0000	IN.
SCALE	.0000	

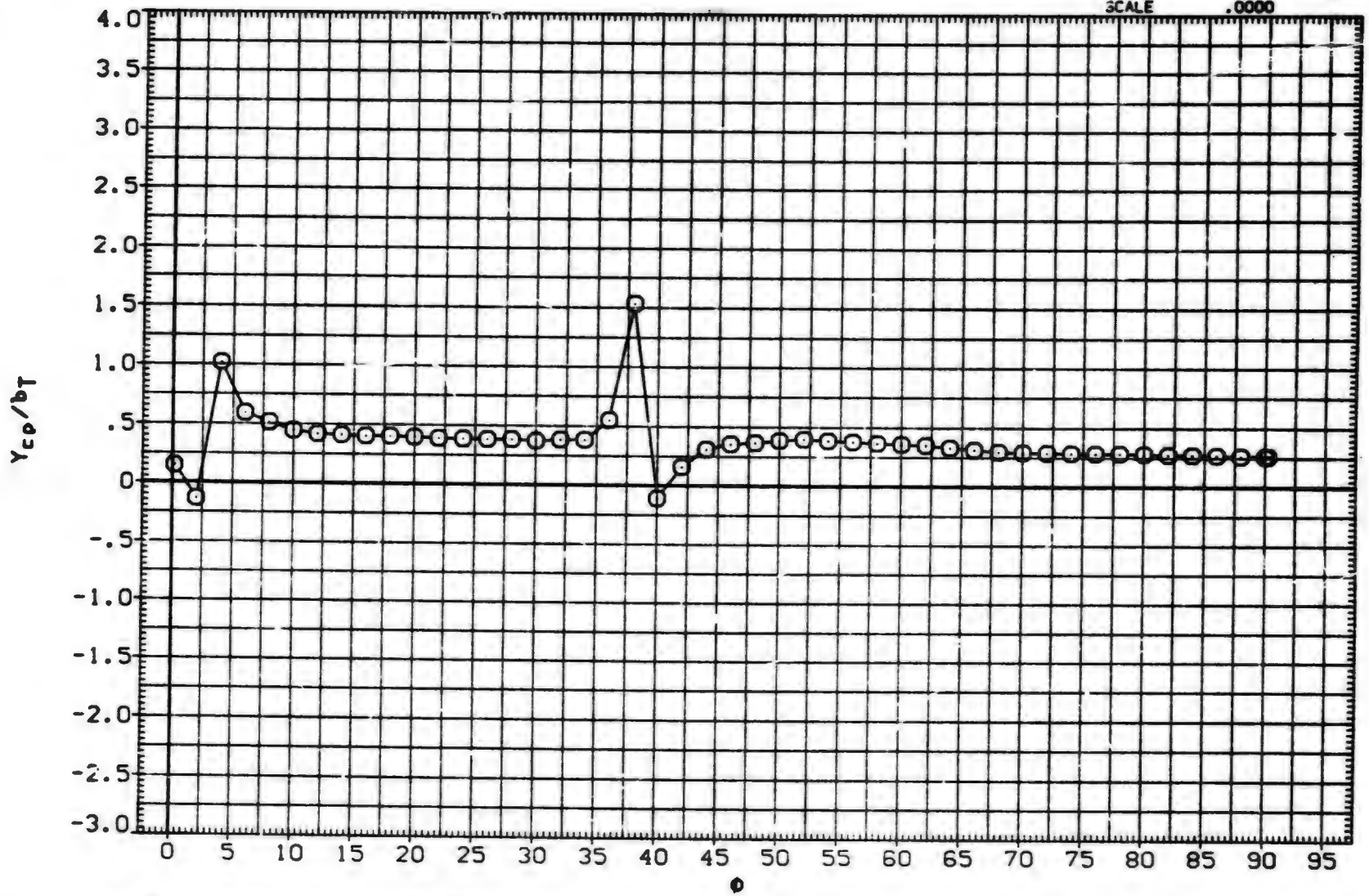

FIN AERODYNAMIC CHARACTERISTICS AS A FUNCTION OF ROLL ANGLE. BIT14 (FIN 1)

(D)MACH = 1.76

DATA SET	SYMBOL	CONFIGURATION DESCRIPTION	ALPHA	LAMBDA	RT.CRD	SEMSPN
(BXACTG)	○	AEDC TF 368 BODY-TAIL. B1T14 (TAIL FIN T1)	25.000	.000	7.499	1.875
(BXACTH)	□	AEDC TF 368 BODY-TAIL. B1T14 (TAIL FIN T1)	30.000	.000	7.499	1.875
(BXACTI)	◇	AEDC TF 368 BODY-TAIL. B1T14 (TAIL FIN T1)	35.000	.000	7.499	1.875
(BXACTJ)	△	AEDC TF 368 BODY-TAIL. B1T14 (TAIL FIN T1)	40.000	.000	7.499	1.875
(BXACTK)	◺	AEDC TF 368 BODY-TAIL. B1T14 (TAIL FIN T1)	45.000	.000	7.499	1.875

REFERENCE INFORMATION

SREF	7.0380	SQ.IN.
LREF	7.4990	IN.
BREF	1.8750	IN.
XMRP	.6200	IN.
YMRP	.0000	IN.
ZMRP	.0000	IN.
SCALE	.0000	

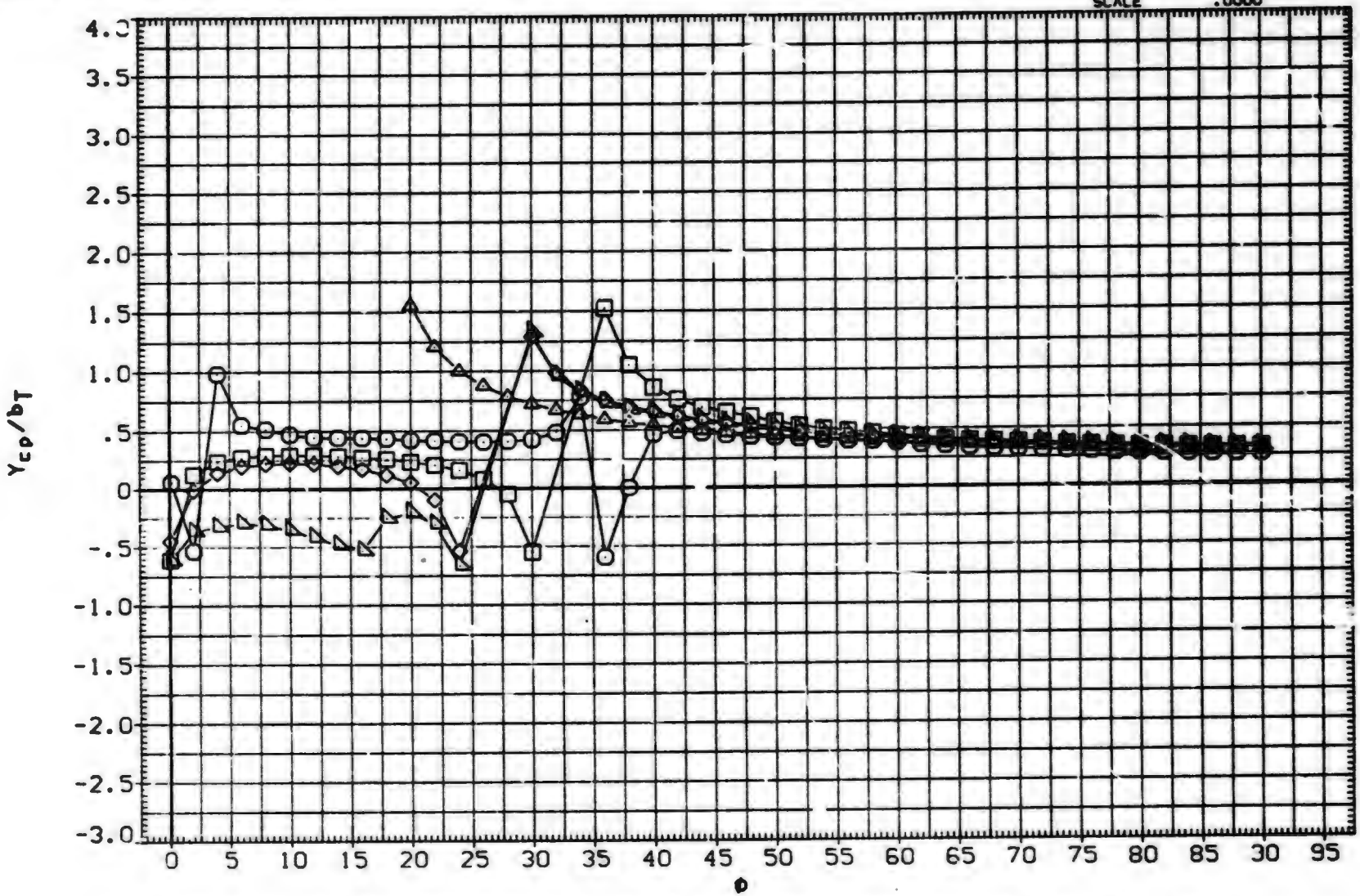

FIN AERODYNAMIC CHARACTERISTICS AS A FUNCTION OF ROLL ANGLE. B1T14 (FIN 1)

(E)MACH = 2.00

DATA SET	SYMBOL	CONFIGURATION DESCRIPTION	ALPHA	LAMBDA	RT.CRD	SEMSPN
(BXACTG)	○	AEDC TF 368 BODY-TAIL. B1T14 (TAIL FIN T1)	25.000	.000	7.499	1.875
(BXACTH)	□	AEDC TF 368 BODY-TAIL. B1T14 (TAIL FIN T1)	30.000	.000	7.499	1.875
(BXACTI)	◇	AEDC TF 368 BODY-TAIL. B1T14 (TAIL FIN T1)	35.000	.000	7.499	1.875
(BXACTJ)	△	AEDC TF 368 BODY-TAIL. B1T14 (TAIL FIN T1)	40.000	.000	7.499	1.875
(BXACTK)	◺	AEDC TF 368 BODY-TAIL. B1T14 (TAIL FIN T1)	45.000	.000	7.499	1.875

REFERENCE INFORMATION		
SREF	7.0380	SQ.IN.
LREF	7.4990	IN.
BREF	1.8750	IN.
XMRP	.6200	IN.
YMRP	.0000	IN.
ZMRP	.0000	IN.
SCALE	.0000	

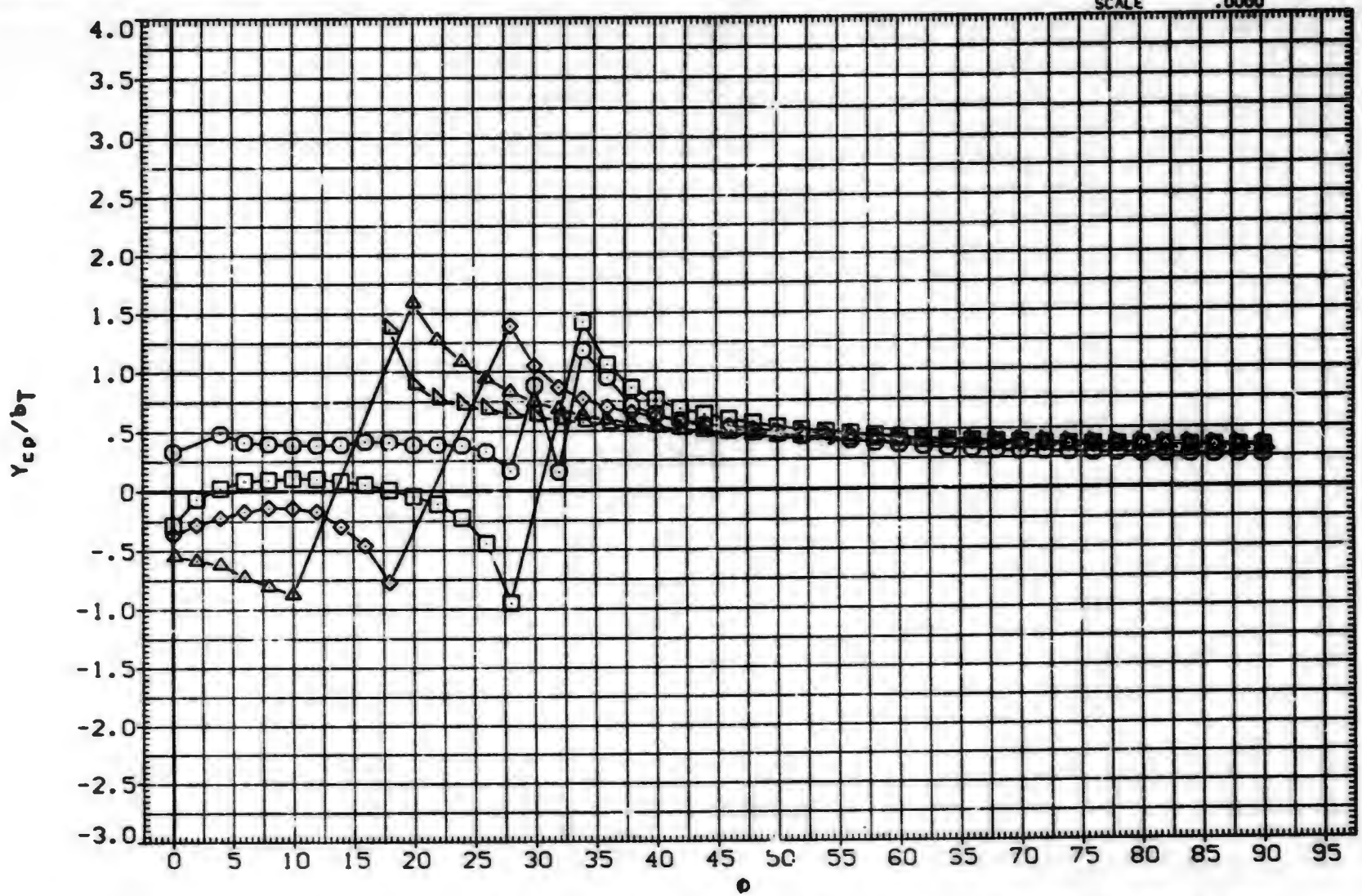

FIN AERODYNAMIC CHARACTERISTICS AS A FUNCTION OF ROLL ANGLE. B1T14 (FIN 1)

(F)MACH = 2.50

DATA SET	SYMBOL	CONFIGURATION DESCRIPTION	ALPHA	LAMBDA	RT.CRD	SEMSPN
(BXACTG)	○	AEDC TF 368 BODY-TAIL. B1T14 (TAIL FIN T1)	25.000	.000	7.499	1.875
(BXACTH)	□	AEDC TF 368 BODY-TAIL. B1T14 (TAIL FIN T1)	30.000	.000	7.499	1.875
(BXACTI)	◇	AEDC TF 368 BODY-TAIL. B1T14 (TAIL FIN T1)	35.000	.000	7.499	1.875
(BXACTJ)	△	AEDC TF 368 BODY-TAIL. B1T14 (TAIL FIN T1)	40.000	.000	7.499	1.875
(BXACTK)	◺	AEDC TF 368 BODY-TAIL. B1T14 (TAIL FIN T1)	45.000	.000	7.499	1.875

REFERENCE INFORMATION

SREF	7.0380	SQ. IN.
LREF	7.4990	IN.
BREF	1.8750	IN.
XMRP	.6200	IN.
YMRP	.0000	IN.
ZMRP	.0000	IN.
SCALE	.0000	

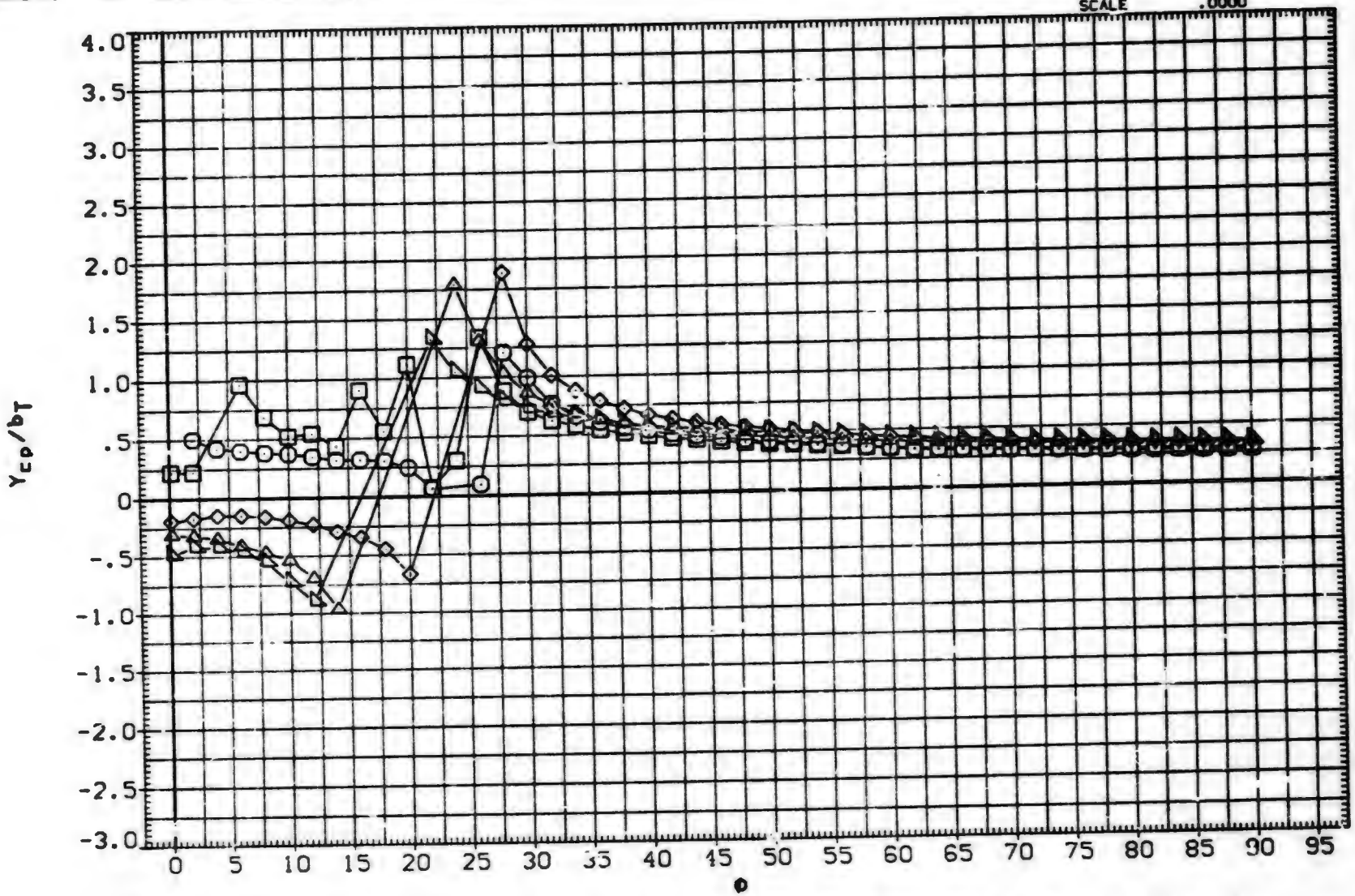

FIN AERODYNAMIC CHARACTERISTICS AS A FUNCTION OF ROLL ANGLE. B1T14 (FIN 1)

(G)MACH = 3.01

(JXA080) MDAC 261/AEDC 52 BODY-TAIL, B1T14 (TAIL FIN, T1)

SYMBOL	PHI
○	.000
□	15.000
◇	30.000
△	45.000

PARAMETRIC VALUES

MACH	.800	A.R.	1.000	JXA080	.000
LAMBDA	.000	RT.CRD	7.499	JXA083	4.140
SEMSPN	1.875	AREA	7.038	JXA088	14.890
				JXA094	25.970
				IXA320	30.000
				IXA322	40.000

DATASET	ALPHA
JXA082	2.000
JXA086	10.430
JXA090	19.400
IXA319	25.000
IXA321	35.000
IXA323	45.000

REFFRENCE INFORMATION

SREF	7.0380	SQ.IN.
LREF	7.4990	IN.
BREF	1.8750	IN.
XMRP	.6200	IN.
YMRP	.0000	IN.
ZMRP	.0000	IN.
SCALE	.0000	

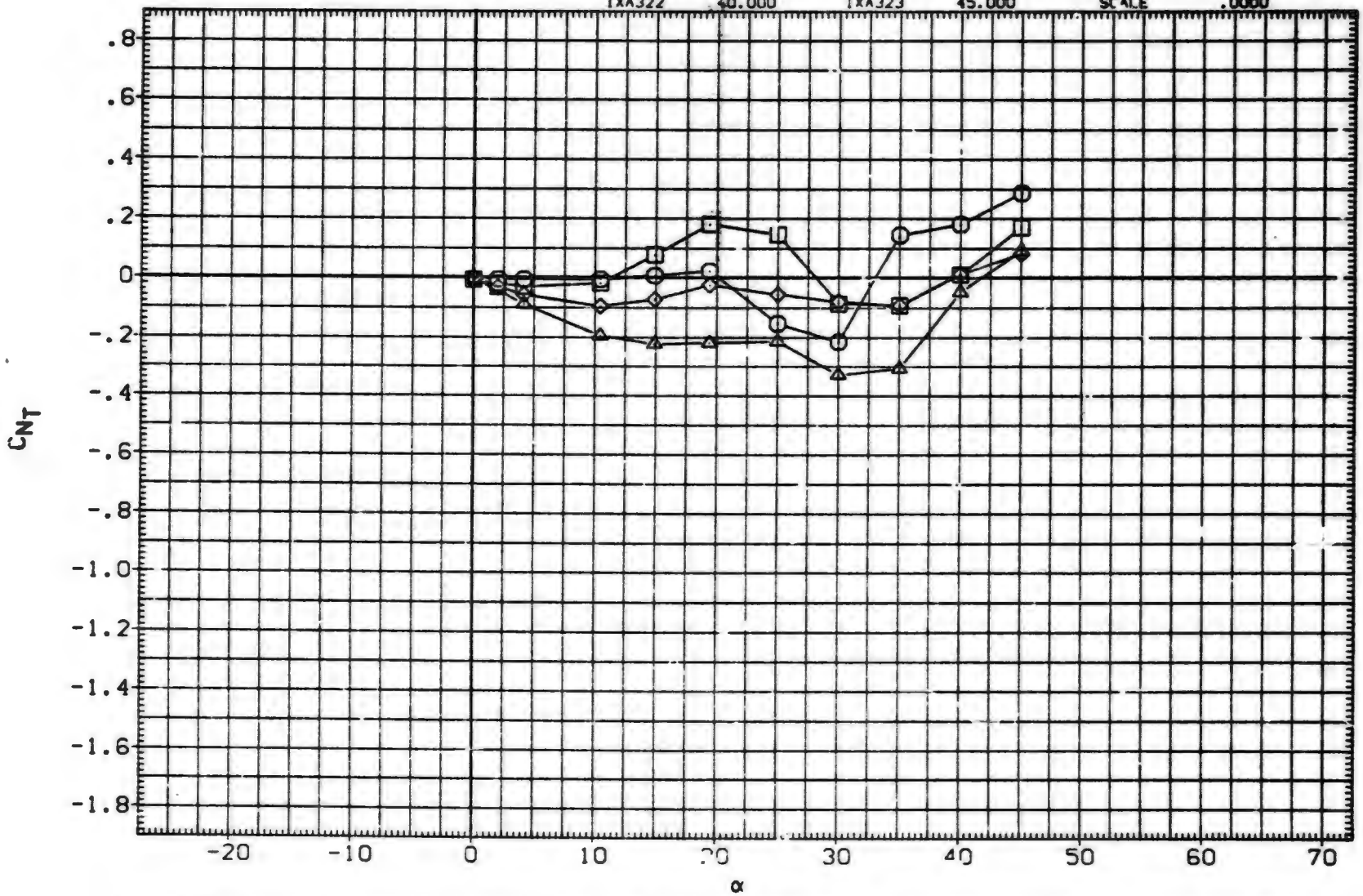

FIN AERODYNAMIC CHARACTERISTICS AS A FUNCTION OF ANGLE OF ATTACK, B1T14 (FIN 1)

(JXA080) MDAC 261/AEDC 52 BODY-TAIL, B1T14 (TAIL FIN, T1)

SYMBOL	PHI
○	60.000
□	75.000
◇	90.000

PARAMETRIC VALUES

MACH	.800	A.R.	1.000
LAMBDA	.000	RT.CRD	7.499
SEMSPN	1.875	AREA	7.038

DATASET	ALPHA	DATASET	ALPHA
JXA080	.000	JXA082	2.000
JXA083	4.140	JXA086	10.430
JXA088	14.890	JXA090	19.400
JXA094	25.970	IXA319	25.000
IXA320	30.000	IXA321	35.000
IXA322	40.000	IXA323	45.000

REFERENCE INFORMATION

SREF	7.0380	SQ. IN.
LREF	7.4990	IN.
BREF	1.8750	IN.
XMRP	.6200	IN.
YMRP	.0000	IN.
ZMRP	.0000	IN.
SCALE	.0000	

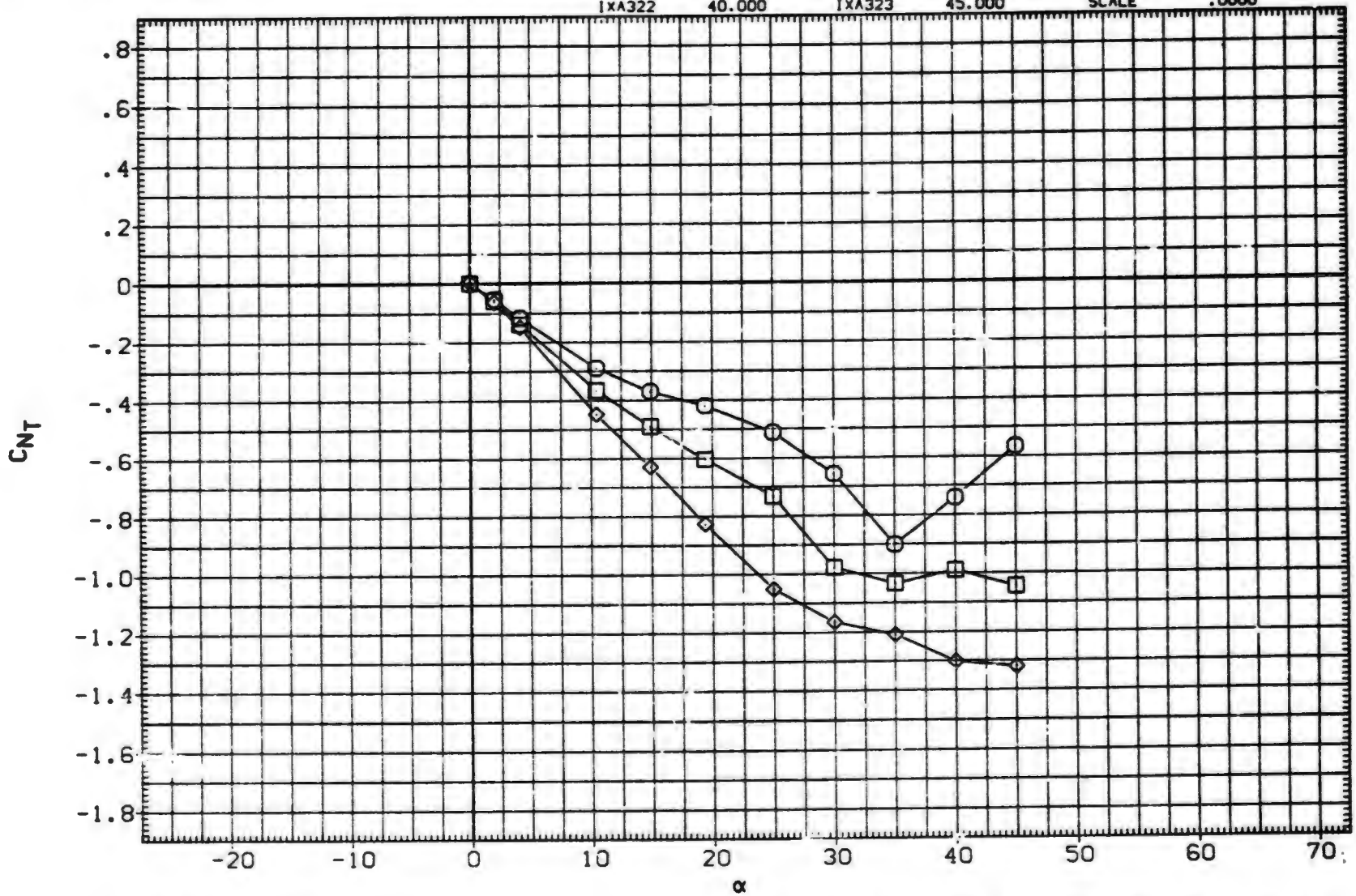

FIN AERODYNAMIC CHARACTERISTICS AS A FUNCTION OF ANGLE OF ATTACK, B1T14 (FIN 1)

(JXA080) MDAC 261/AEDC 52 BODY-TAIL, B1T14 (TAIL FIN, T1)

SYMBOL	PHI
○	.000
□	15.000
◇	30.000
△	45.000

PARAMETRIC VALUES

MACH	1.000	A.R.	1.000
LAMBDA	.000	RT.CRD	7.499
SEMSPN	1.875	AREA	7.038

DATASET	ALPHA	DATASET	ALPHA
JXA080	.000	JXA082	2.000
JXA083	4.140	JXA086	10.430
JXA088	14.890	JXA090	19.400
JXA094	25.970	IXA319	25.000
IXA320	30.000	IXA321	35.000
IXA322	40.000	IXA323	45.000

REFERENCE INFORMATION

SREF	7.0380	SQ. IN.
LREF	7.4990	IN.
BREF	1.8750	IN.
XMRP	.6200	IN.
YMRP	.0000	IN.
ZMPP	.0000	IN.
SCALE	.0000	

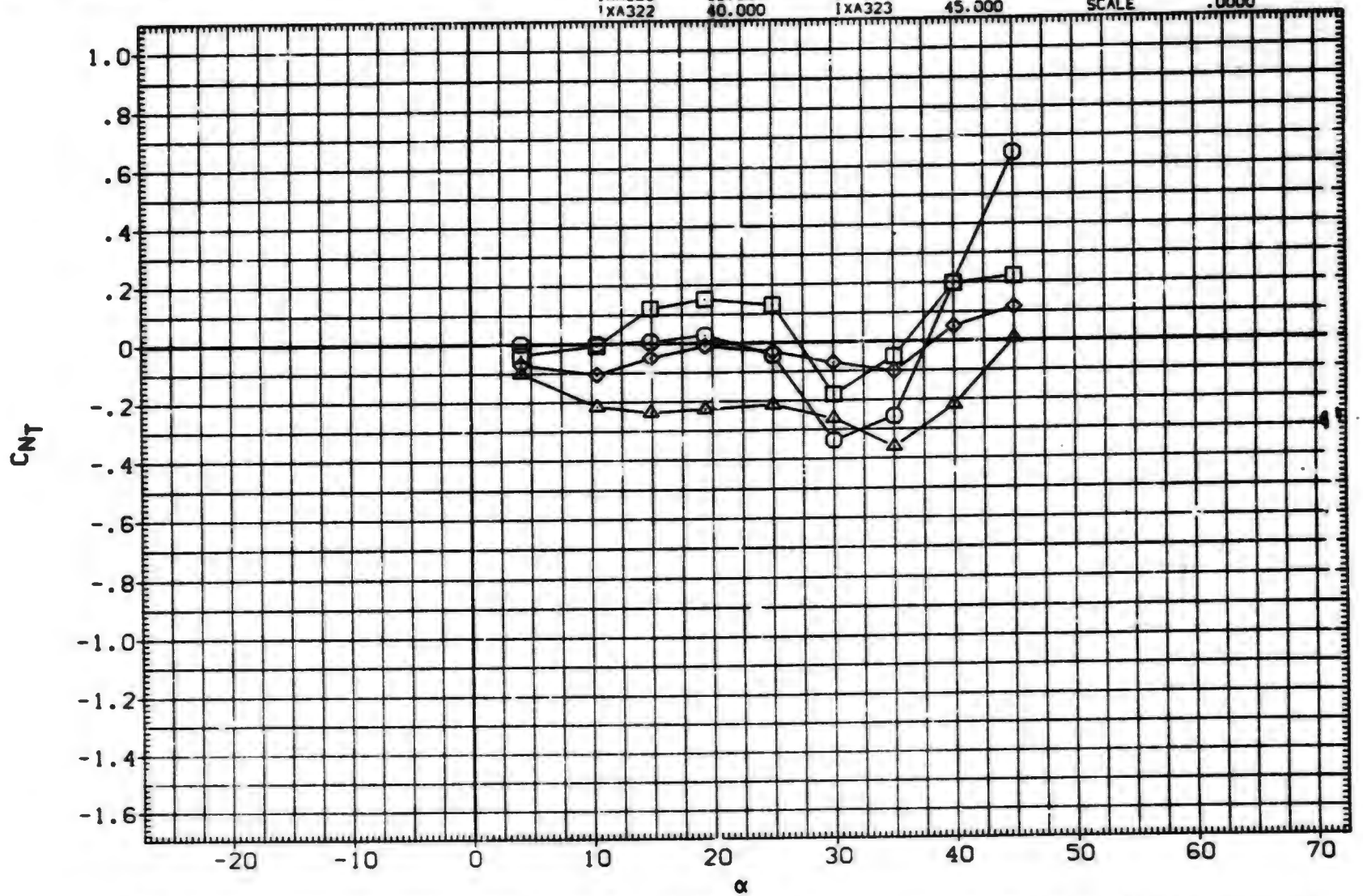

FIN AERODYNAMIC CHARACTERISTICS AS A FUNCTION OF ANGLE OF ATTACK, B1T14 (FIN 1)

(JXA080) MDAC 261/AEDC 52 BODY-TAIL. B1T14 (TAIL FIN. T1)

SYMBOL	PHI	PARAMETRIC VALUES								REFERENCE INFORMATION		
						DATASET	ALPHA	DATASET	ALPHA			
○	60.000	MACH	1.000	A.R.	1.000	JXA080	.000	JXA082	2.000	SREF	7.0360	SQ.IN.
□	75.000	LAMBDA	.000	RT.CRD	7.499	JXA083	4.140	JXA086	10.430	LREF	7.4990	IN.
◇	90.000	SEMSPN	1.875	AREA	7.038	JXA088	14.890	JXA090	19.400	BREF	1.8750	IN.
						JXA094	25.570	IXA319	25.300	XMRP	.6200	IN.
						IXA320	30.000	IXA321	35.000	YMRP	.0000	IN.
						IXA322	40.000	IXA323	45.000	ZMRP	.0000	IN.
										SCALE	.0000	

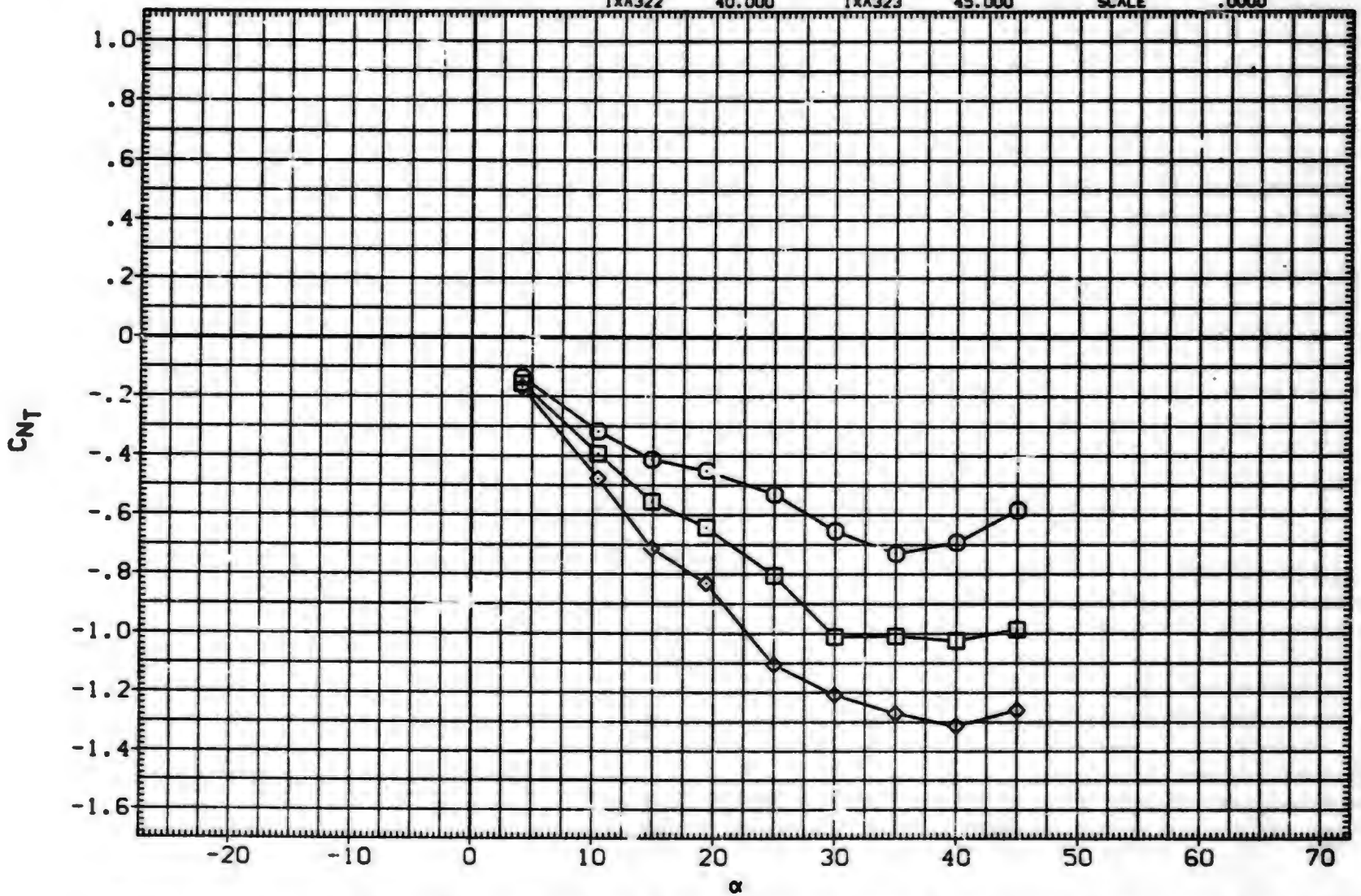

FIN AERODYNAMIC CHARACTERISTICS AS A FUNCTION OF ANGLE OF ATTACK. B1T14 (FIN 1)

(JXA080) MDAC 261/AEDC 52 BODY-TAIL, B1T14 (TAIL FIN, T1)

SYMBOL	PHI
○	.000
□	15.000
◇	30.000
△	45.000

PARAMETRIC VALUES

MACH	1.200	A.R.	1.000		
LAMBDA	.000	RT.CRD	7.499		
SEMSPN	1.875	AREA	7.038		

DATASET	ALPHA	DATASET	ALPHA
JXA080	.000	JXA082	2.000
JXA083	4.140	JXA086	10.430
JXA088	14.890	JXA090	19.400
JXA094	25.970	IXA319	25.000
IXA320	30.000	IXA321	35.000
IXA322	40.000	IXA323	45.000

REFERENCE INFORMATION

SREF	7.0380	SQ.IN.
LREF	7.4090	IN.
BREF	1.8750	IN.
XMRP	.6200	IN.
YMRP	.0000	IN.
ZMRP	.0000	IN.
SCALE	.0000	

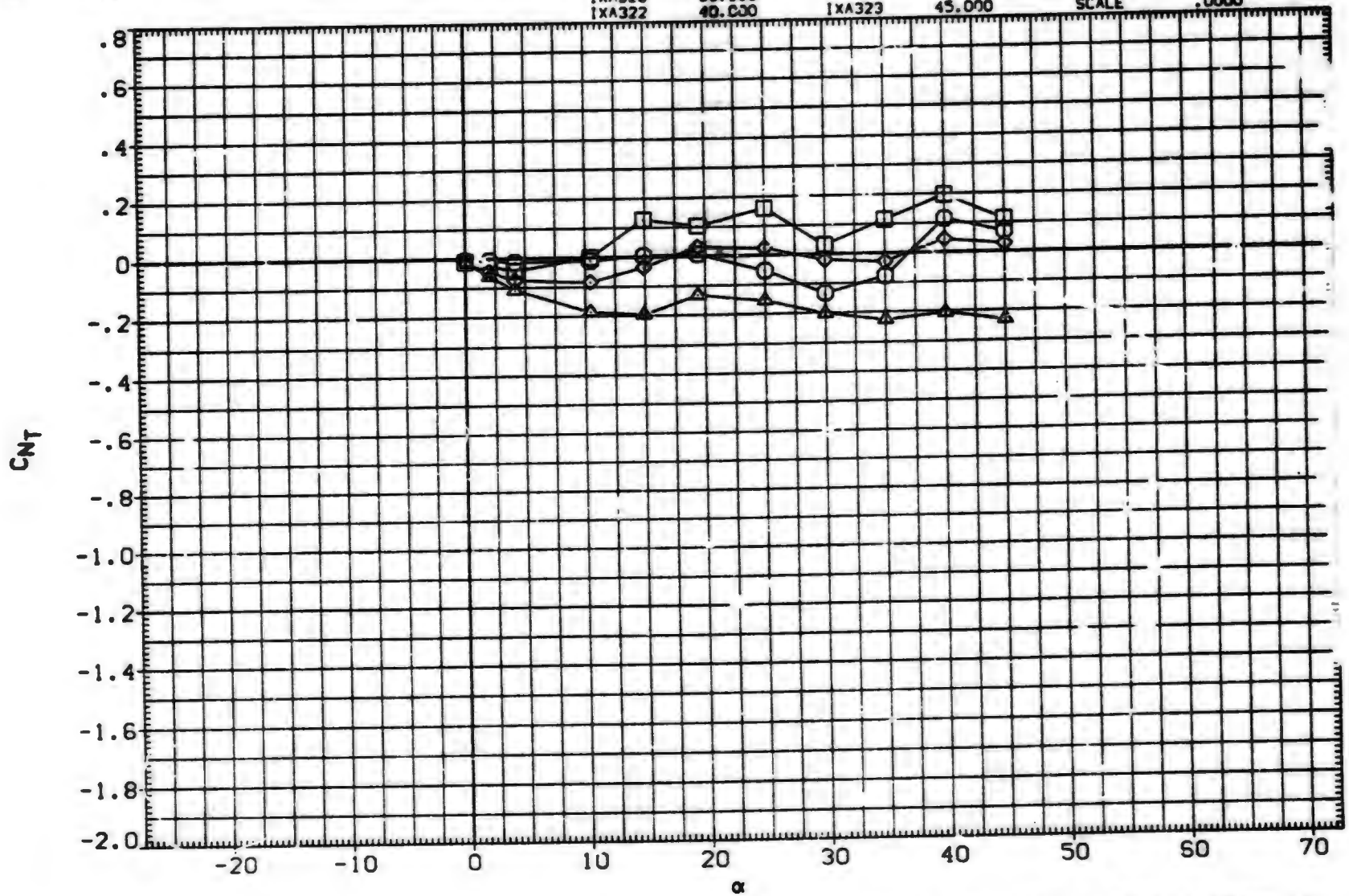

FIN AERODYNAMIC CHARACTERISTICS AS A FUNCTION OF ANGLE OF ATTACK, B1T14 (FIN 1)

(JXA080) MDAC 261/AEDC 52 BODY-TAIL. B1T14 (TAIL FIN. T1)

SYMBOL	PHI	PARAMETRIC VALUES				DATASET	ALPHA	DATASET	ALPHA
○	60.000	MACH	1.200	A.R.	1.000	JXA080	.000	JXA082	2.000
□	75.000	LAMBDA	.000	RT.CRD	7.499	JXA083	4.140	JXA086	10.430
◇	90.000	SEMSPN	1.875	AREA	7.038	JXA088	14.890	JXA090	19.400
						JXA094	25.970	IXA319	25.000
						IXA320	30.000	IXA321	35.000
						IXA322	40.000	IXA323	45.000

REFERENCE INFORMATION

SREF	7.0380	SQ.IN.
LREF	7.4990	IN.
BREF	1.8750	IN.
XMRP	.6200	IN.
YMRP	.0000	IN.
ZMRP	.0000	IN.
SCALE	.0000	

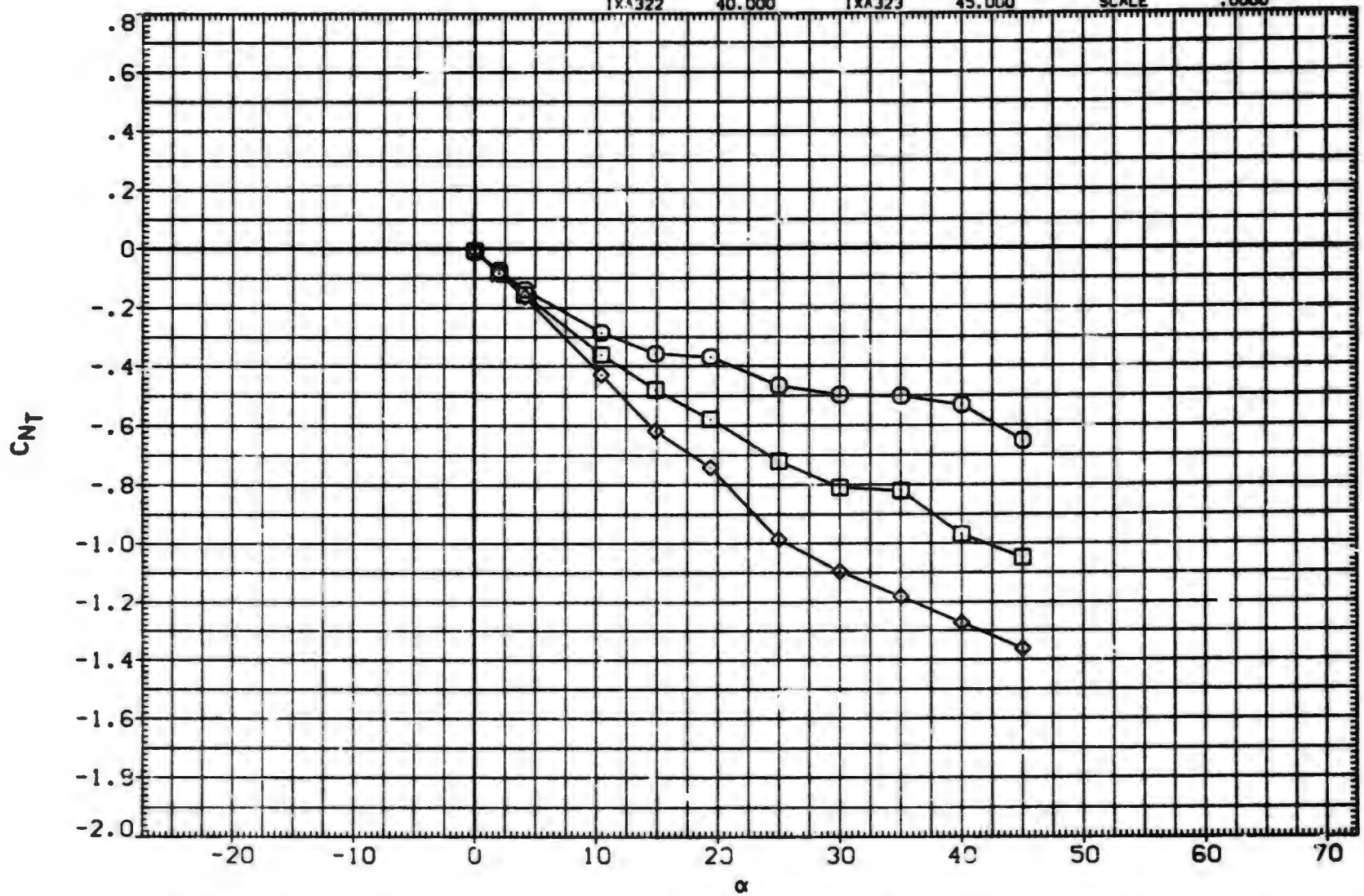

FIN AERODYNAMIC CHARACTERISTICS AS A FUNCTION OF ANGLE OF ATTACK. B1T14 (FIN 1)

(JXA080) MDAC 261/AEDC 52 BODY-TAIL, B1T14 (TAIL FIN, T1)

SYMBOL	PHI
○	.000
□	15.000
◇	30.000
△	45.000

PARAMETRIC VALUES

MACH	1.760	A.R.	1.000		
LAMBDA	.000	RT.CRD	7.499		
SEMSPN	1.875	AREA	7.038		

DATASET	ALPHA	DATASET	ALPHA
JXA080	.000	JXA082	2.000
JXA083	4.140	JXA086	10.430
JXA088	14.890	JXA090	19.400
JXA094	25.970	IXA319	25.000
IXA320	30.000	IXA321	35.000
IXA322	40.000	IXA323	45.000

REFERENCE INFORMATION

SREF	7.0360	SQ. IN.
LREF	7.4880	IN.
BREF	1.8750	IN.
XMRP	.6200	IN.
YMRP	.0000	IN.
ZMRP	.0000	IN.
SCALE	.0000	

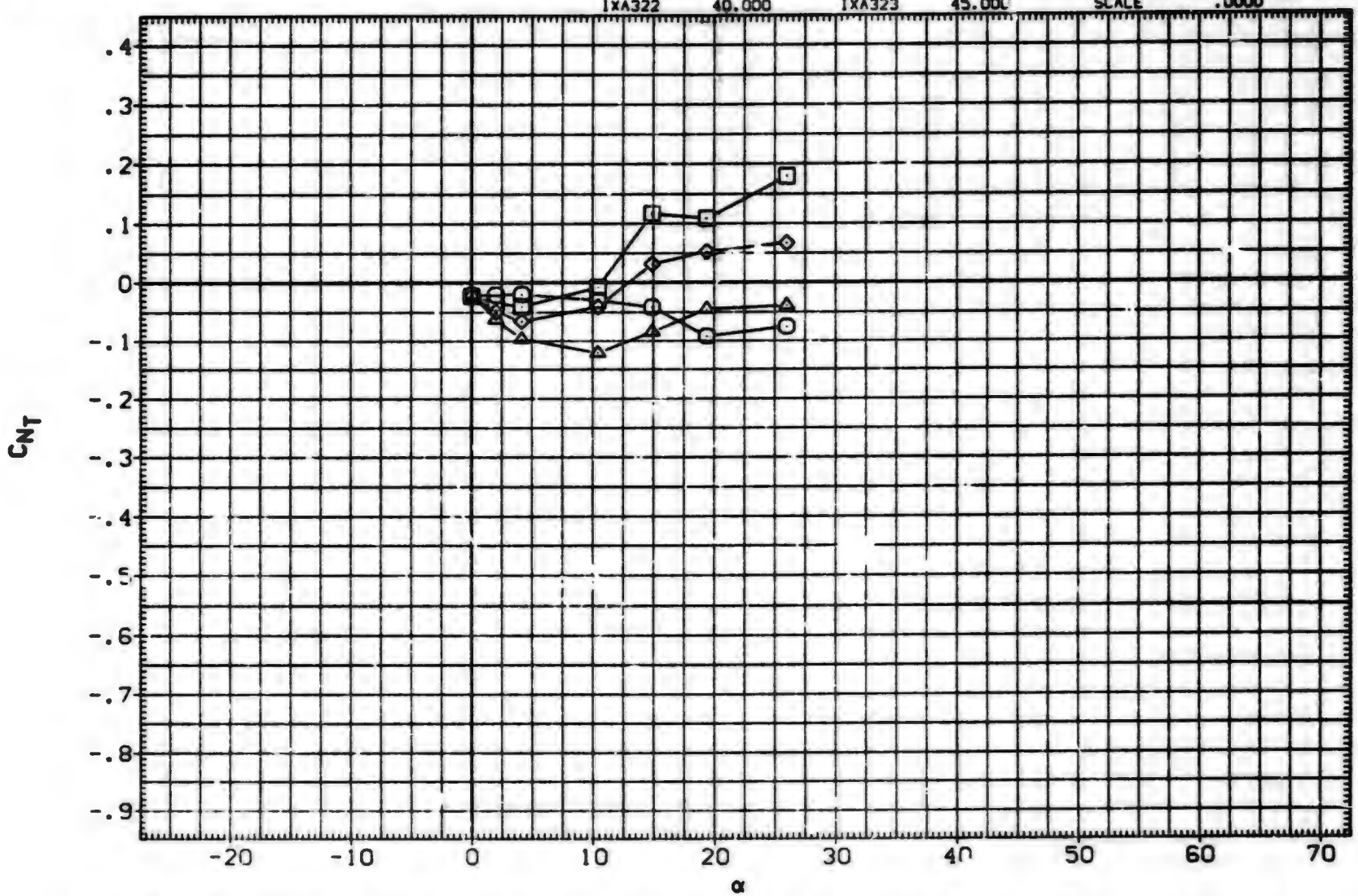

FIN AERODYNAMIC CHARACTERISTICS AS A FUNCTION OF ANGLE OF ATTACK, B1T14 (FIN 1)

(JXA080) MDAC 261/AEDC 52 BODY-TAIL. B1T14 (TAIL FIN. T1)

SYMBOL	PHI		PARAMETRIC VALUES		
○	60.000	MACH	1.760	A.R.	1.000
□	75.000	LAMBDA	.000	RT.CRD	7.499
◇	90.000	SEMSPN	1.875	AREA	7.038

DATASET	ALPHA	DATASET	ALPHA
JXA080	.000	JXA082	2.000
JXA083	4.140	JXA086	10.430
JXA088	14.890	JXA090	19.400
JXA094	25.970	IXA319	25.000
IXA320	30.000	IXA321	35.000
IXA322	40.000	IXA323	45.000

REFERENCE INFORMATION

SREF	7.0380	99. IN.
LREF	7.4990	IN.
BREF	1.8750	IN.
XMRP	.6200	IN.
YMRP	.0000	IN.
ZMRP	.0000	IN.
SCALE	.0000	

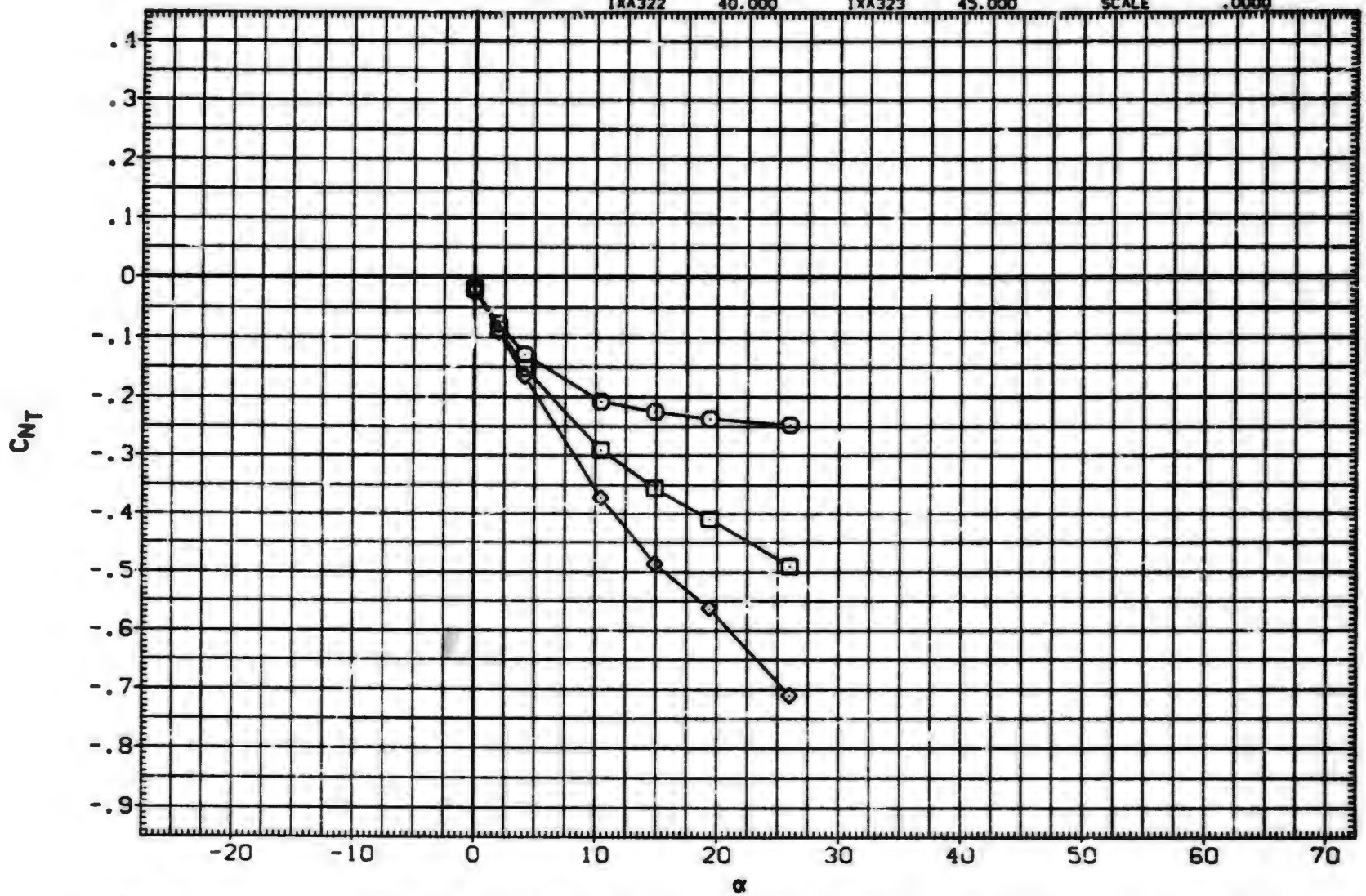

FIN AERODYNAMIC CHARACTERISTICS AS A FUNCTION OF ANGLE OF ATTACK. B1T14 (FIN 1)

(KXA080) MDAC 261/AEDC 52 BODY-TAIL. B1T14 (TAIL FIN. T1)

SYMBOL	PHI
○	.000
□	15.000
◇	30.000
△	45.000

PARAMETRIC VALUES

MACH	2.000	A.R.	1.000		
LAMBDA	.000	RT.CRD	7.499		
SEMSPN	1.875	AREA	7.038		

DATASET	ALPHA	DATASET	ALPHA
KXA080	.000	KXA082	2.000
KXA083	4.140	KXA086	10.430
KXA088	14.890	KXA090	19.400
KXA094	25.970	IXA097	30.000
IXA099	34.400	IXA102	40.900
IXA105	45.300		

REFERENCE INFORMATION

SREF	7.0380	SQ. IN.
LREF	7.4990	IN.
BREF	1.8750	IN.
XMRP	.6200	IN.
YMRP	.0000	IN.
ZMRP	.0000	IN.
SCALE	.0000	

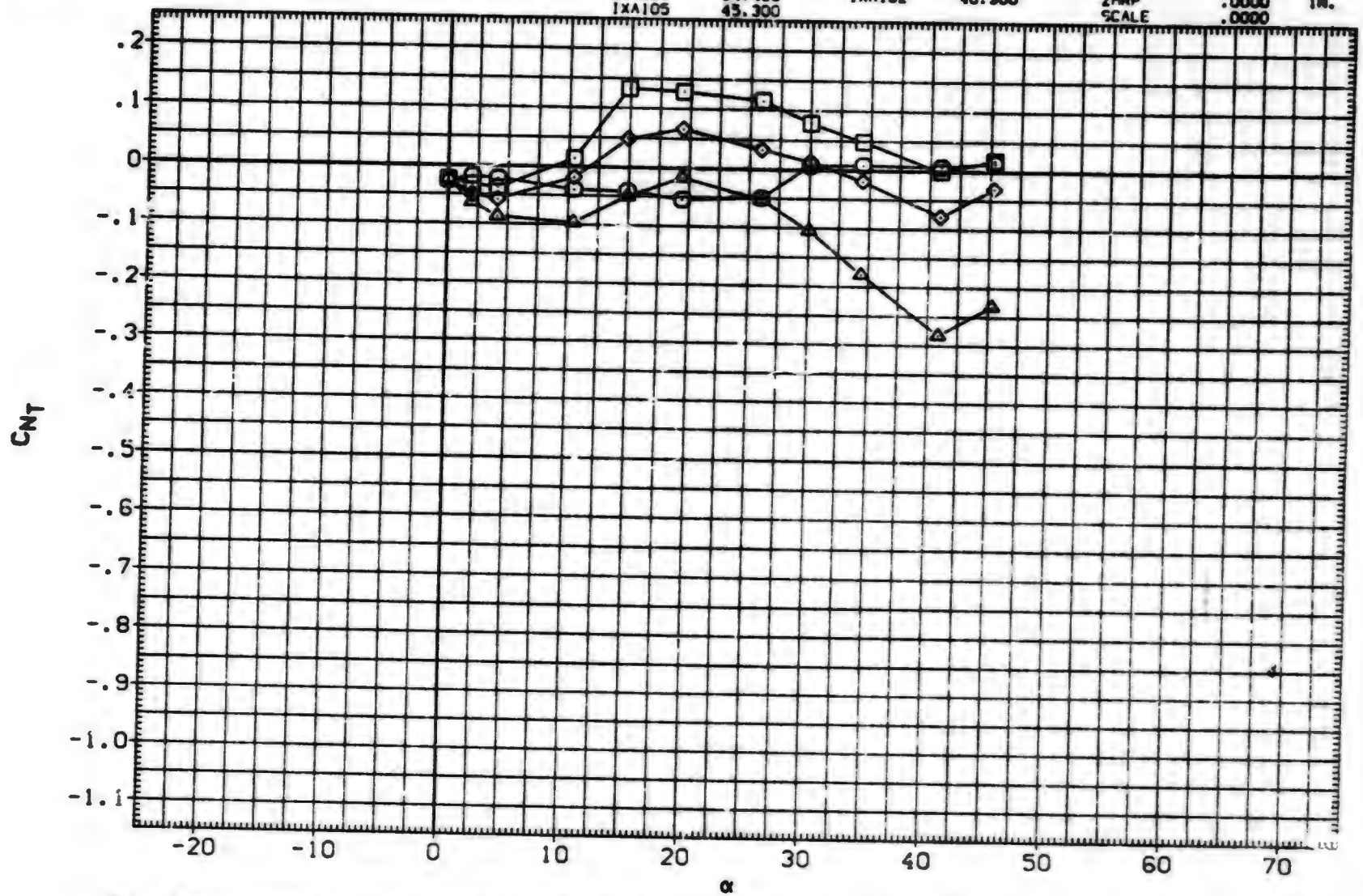

FIN AERODYNAMIC CHARACTERISTICS AS A FUNCTION OF ANGLE OF ATTACK. B1T14 (FIN 1)

(KXA080) MDAC 261/AEDC 52 BODY-TAIL, B1T14 (TAIL FIN, T1)

SYMBOL	PHI
○	60.000
□	75.000
◇	90.000

PARAMETRIC VALUES

MACH	2.000	A.R.	1.000		
LAMBDA	.000	RT.CRD	7.499		
SEMSPN	1.875	AREA	7.038		

DATASET	ALPHA	DATASET	ALPHA
KXA080	.000	KXA082	2.000
KXA083	4.140	KXA086	10.430
KXA088	14.890	KXA090	19.400
KXA094	25.970	IXA097	30.000
IXA099	34.400	IXA102	40.900
IXA105	45.300		

REFERENCE INFORMATION

SREF	7.0380	SQ. IN.
LREF	7.4990	IN.
BREF	1.8750	IN.
XMRP	.6200	IN.
YMRP	.0000	IN.
ZMRP	.0000	IN.
SCALE	.0000	

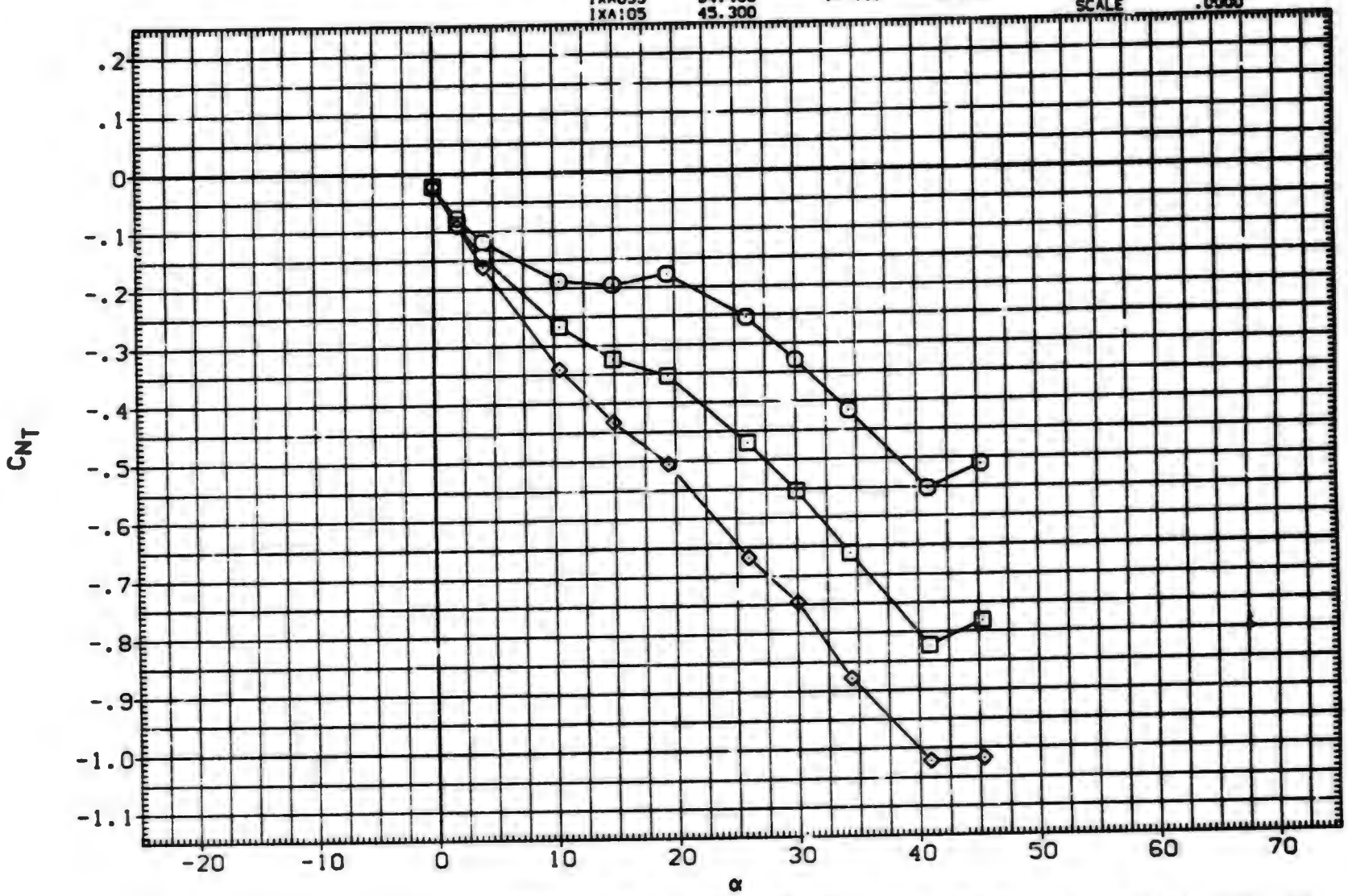

FIN AERODYNAMIC CHARACTERISTICS AS A FUNCTION OF ANGLE OF ATTACK, B1T14 (FIN 1)

(KXA080) MDAC 261/AEDC 52 BODY-TAIL, B1T14 (TAIL FIN, T1)

SYMBOL	PHI
○	.000
□	15.000
◇	30.000
△	45.000

PARAMETRIC VALUES

MACH	2.500	A.R.	1.000
LAMBDA	.000	RT.CRD	7.499
SEMSPN	1.875	AREA	7.038

DATASET	ALPHA
KXA080	.000
KXA083	4.140
KXA088	14.690
KXA094	25.970
IXA099	34.400
IXA105	45.700

DATASET	ALPHA
KXA082	2.000
KXA086	10.430
KXA090	19.400
IXA097	30.000
IXA102	40.900

REFERENCE INFORMATION

SREF	7.0380	SQ.IN.
LREF	7.4990	IN.
BREF	1.8750	IN.
XMRP	.6200	IN.
YMRP	.0000	IN.
ZMRP	.0000	IN.
SCALE	.0000	

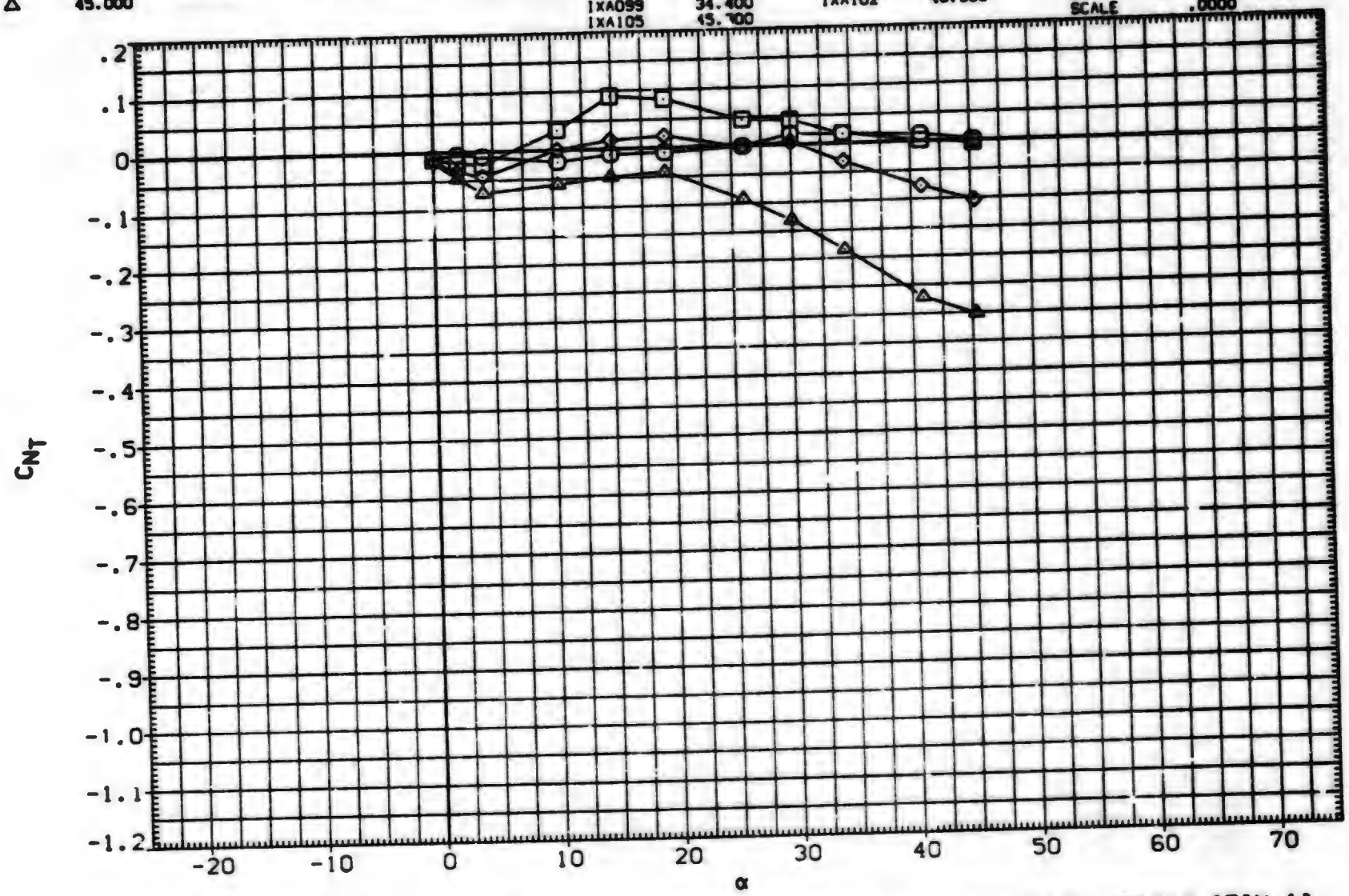

FIN AERODYNAMIC CHARACTERISTICS AS A FUNCTION OF ANGLE OF ATTACK, B1T14 (FIN 1)

(KXA080) MDAC 261/AEDC 52 BODY-TAIL, B1T14 (TAIL FIN, T1)

SYMBOL	PHI		PARAMETRIC VALUES			DATASET	ALPHA	DATASET	ALPHA
○	60.000	MACH	2.500	A.R.	1.000	KXA080	.000	KXA082	2.000
□	75.000	LAMBDA	.000	RT.CRD	7.499	KXA083	4.140	KXA086	10.430
◇	90.000	SEMSPN	1.875	AREA	7.036	KXA088	14.890	KXA090	19.400
						KXA094	25.970	IXA097	30.000
						IXA099	34.400	IXA102	40.900
						IXA105	45.300		

REFERENCE INFORMATION

SREF	7.0360	90. IN.
LREF	7.4990	IN.
BREF	1.8750	IN.
XMRP	.6200	IN.
YMRP	.0000	IN.
ZMRP	.0000	IN.
SCALE	.0000	

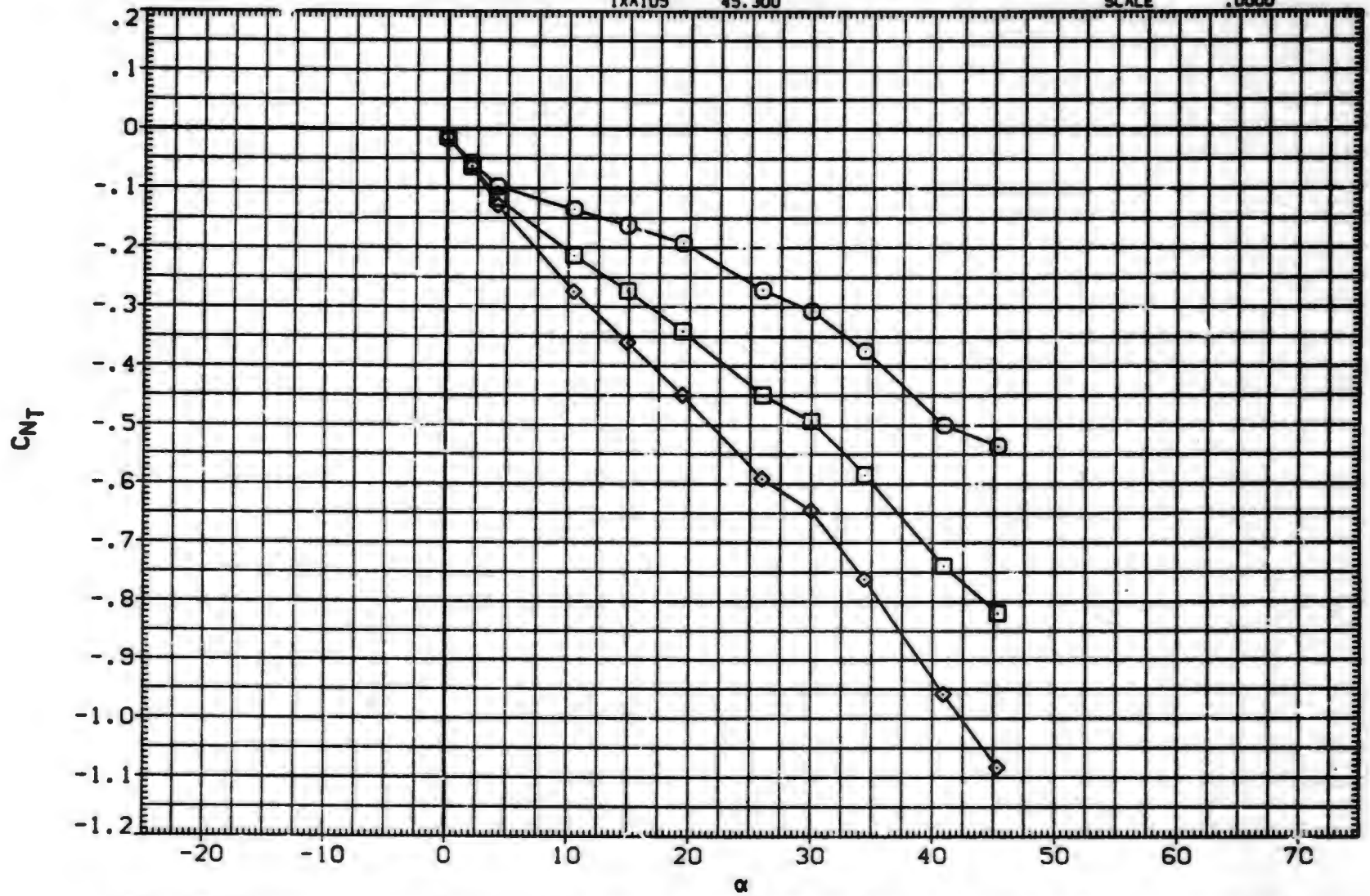

FIN AERODYNAMIC CHARACTERISTICS AS A FUNCTION OF ANGLE OF ATTACK, B1T14 (FIN 1)

(KXA080) MDAC 261/AEDC 52 BODY-TAIL. B1T14 (TAIL FIN. T1)

SYMBOL	PHI
○	.000
□	15.000
◇	30.000
△	45.000

PARAMETRIC VALUES

MACH	3.010	A.R.	1.000		
LAMBDA	.000	RT.CRD	7.499		
SEMSPN	1.875	AREA	7.038		

DATASET	ALPHA	DATASET	ALPHA
KXA080	.000	KXA082	2.000
KXA083	4.140	KXA086	10.430
KXA088	14.890	KXA090	19.400
KXA094	25.970	IXA097	30.000
IXA099	34.400	IXA102	40.900
IXA105	45.300		

REFERENCE INFORMATION

SREF	7.0380	SQ. IN.
LREF	7.4990	IN.
BREF	1.8750	IN.
XMRP	.6200	IN.
YMRP	.0000	IN.
ZMRP	.0000	IN.
SCALE	.0000	

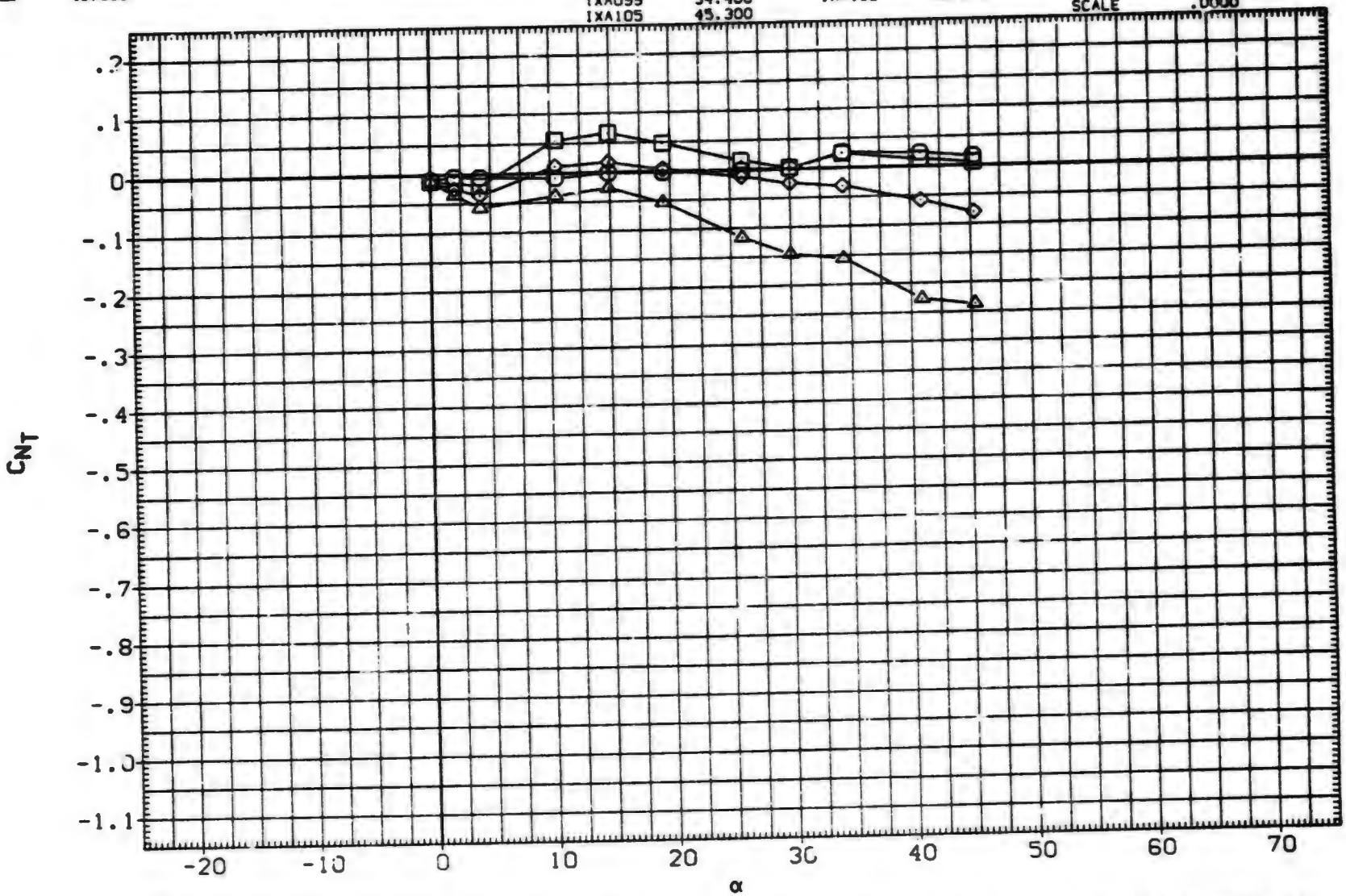

FIN AERODYNAMIC CHARACTERISTICS AS A FUNCTION OF ANGLE OF ATTACK. B1T14 (FIN 1)

(KXA080) MDAC 261/AEDC 52 BODY-TAIL, B1T14 (TAIL FIN, T1)

SYMBOL	PHI
○	60.000
□	75.000
◇	90.000

PARAMETRIC VALUES

MACH	3.010	A.R.	1.000		
LAMBDA	.000	RT.CRD	7.499		
SEMSPN	1.875	AREA	7.038		

DATASET	ALPHA	DATASET	ALPHA
KXA080	.000	KXA082	2.000
KXA083	4.140	KXA086	10.430
KXA088	14.890	KXA090	19.400
KXA094	25.970	IXA097	30.000
IXA099	34.400	IXA102	40.900
IXA105	45.300		

REFERENCE INFORMATION

SREF	7.0380	SQ. IN.
LREF	7.4990	IN.
BREF	1.8750	IN.
XMRP	.6200	IN.
YMRP	.0000	IN.
ZMRP	.0000	IN.
SCALE	.0000	

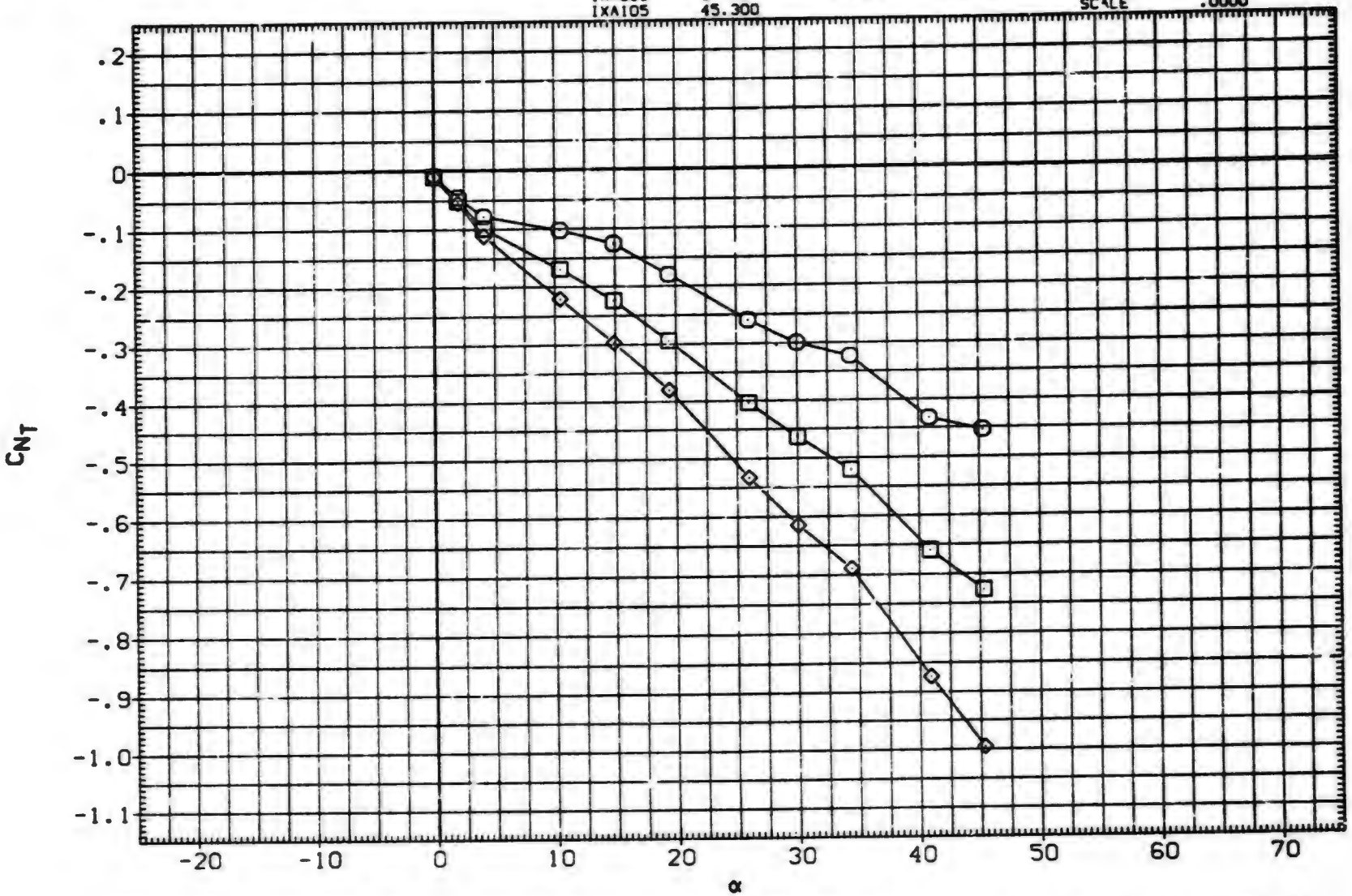

FIN AERODYNAMIC CHARACTERISTICS AS A FUNCTION OF ANGLE OF ATTACK, B1T14 (FIN 1)

DATA SET	SYMBOL	CONFIGURATION DESCRIPTION	ALPHA	LAMBDA	RT.CRD	SEMSPN
(UXA080)	○	MDAC 261/AEDC 52 BODY-TAIL. B1T14 (TAIL FIN. T3)	.000	.000	7.499	1.875
(UXA082)	□	MDAC 261/AEDC 52 BODY-TAIL. B1T14 (TAIL FIN. T3)	2.000	.000	7.499	1.875
(UXA083)	◇	MDAC 261/AEDC 52 BODY-TAIL. B1T14 (TAIL FIN. T3)	4.140	.000	7.499	1.875
(UXA086)	△	MDAC 261/AEDC 52 BODY-TAIL. B1T14 (TAIL FIN. T3)	10.430	.000	7.499	1.875
(UXA088)	◺	MDAC 261/AEDC 52 BODY-TAIL. B1T14 (TAIL FIN. T3)	14.890	.000	7.499	1.875
(UXA090)	D	MDAC 261/AEDC 52 BODY-TAIL. B1T14 (TAIL FIN. T3)	19.400	.000	7.499	1.875

REFERENCE INFORMATION

SREF	7.0380	SQ.IN.
LREF	7.4990	IN.
BREF	1.8750	IN.
XMRP	.6200	IN.
YMRP	.0000	IN.
ZMRP	.0000	IN.
SCALE	.0000	

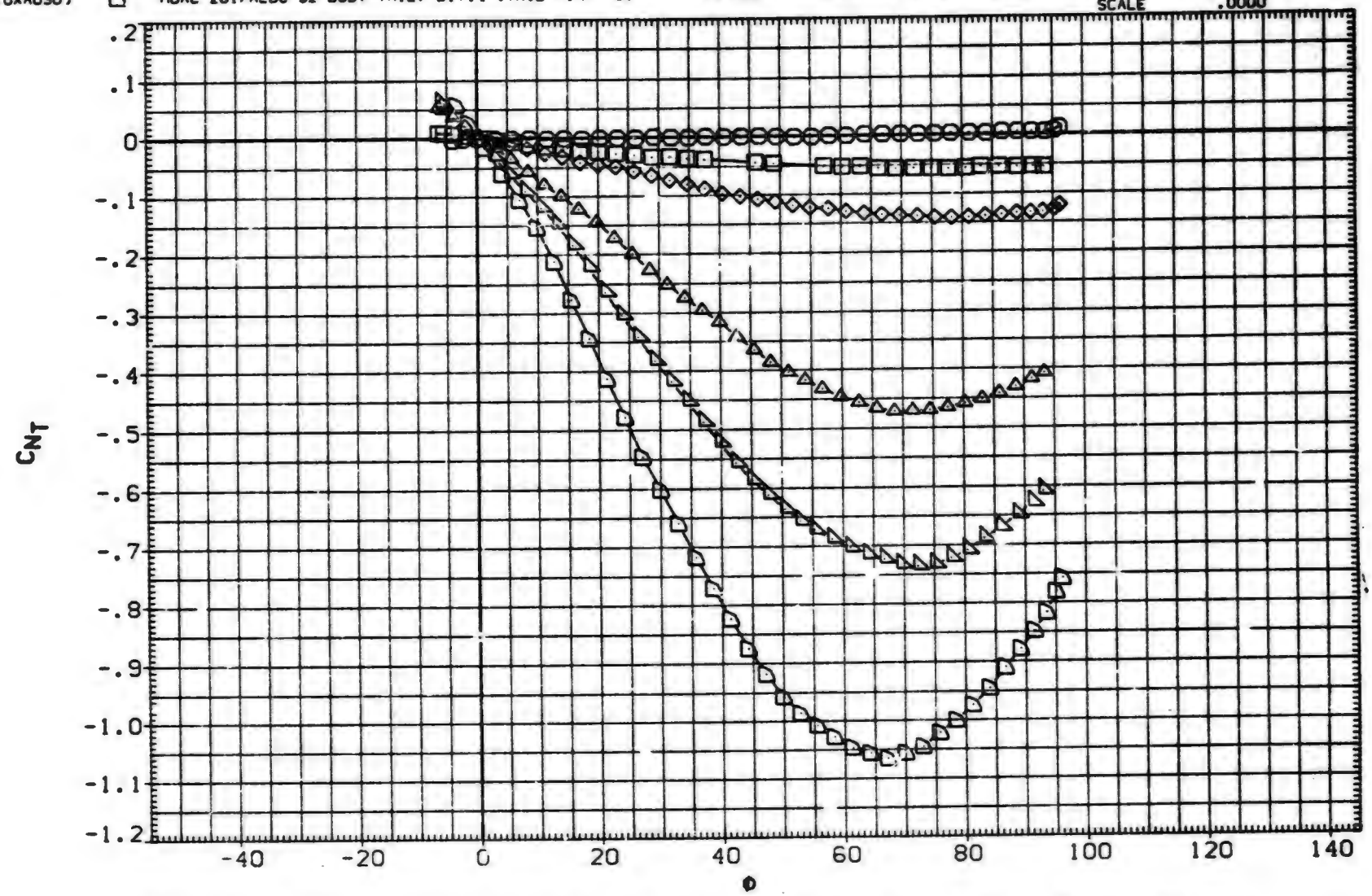

FIN AERODYNAMIC CHARACTERISTICS AS A FUNCTION OF ROLL ANGLE. B1T14 (FIN 3)

(A)MACH = .80

DATA SET	SYMBOL	CONFIGURATION DESCRIPTION	ALPHA	LAMBDA	RT.CRD	SEMSPN
(UXA080)	○	DATA NOT AVAILABLE	.000	.000	7.499	1.875
(UXA082)	□	DATA NOT AVAILABLE	2.000	.000	7.499	1.875
(UXA083)	◇	MDAC 261/AEDC 52 BODY-TAIL. B1T14 (TAIL FIN. T3)	4.140	.000	7.499	1.875
(UXA086)	△	MDAC 261/AEDC 52 BODY-TAIL. B1T14 (TAIL FIN. T3)	10.430	.000	7.499	1.875
(UXA088)	◁	MDAC 261/AEDC 52 BODY-TAIL. B1T14 (TAIL FIN. T3)	14.890	.000	7.499	1.875
(UXA090)	D	MDAC 261/AEDC 52 BODY-TAIL. B1T14 (TAIL FIN. T3)	19.400	.000	7.499	1.875

REFERENCE INFORMATION

SREF	7.0380	SQ.IN.
LREF	7.4990	IN.
BREF	1.8750	IN.
XMRP	.6200	IN.
YMRP	.0000	IN.
ZMRP	.0000	IN.
SCALE	.0000	

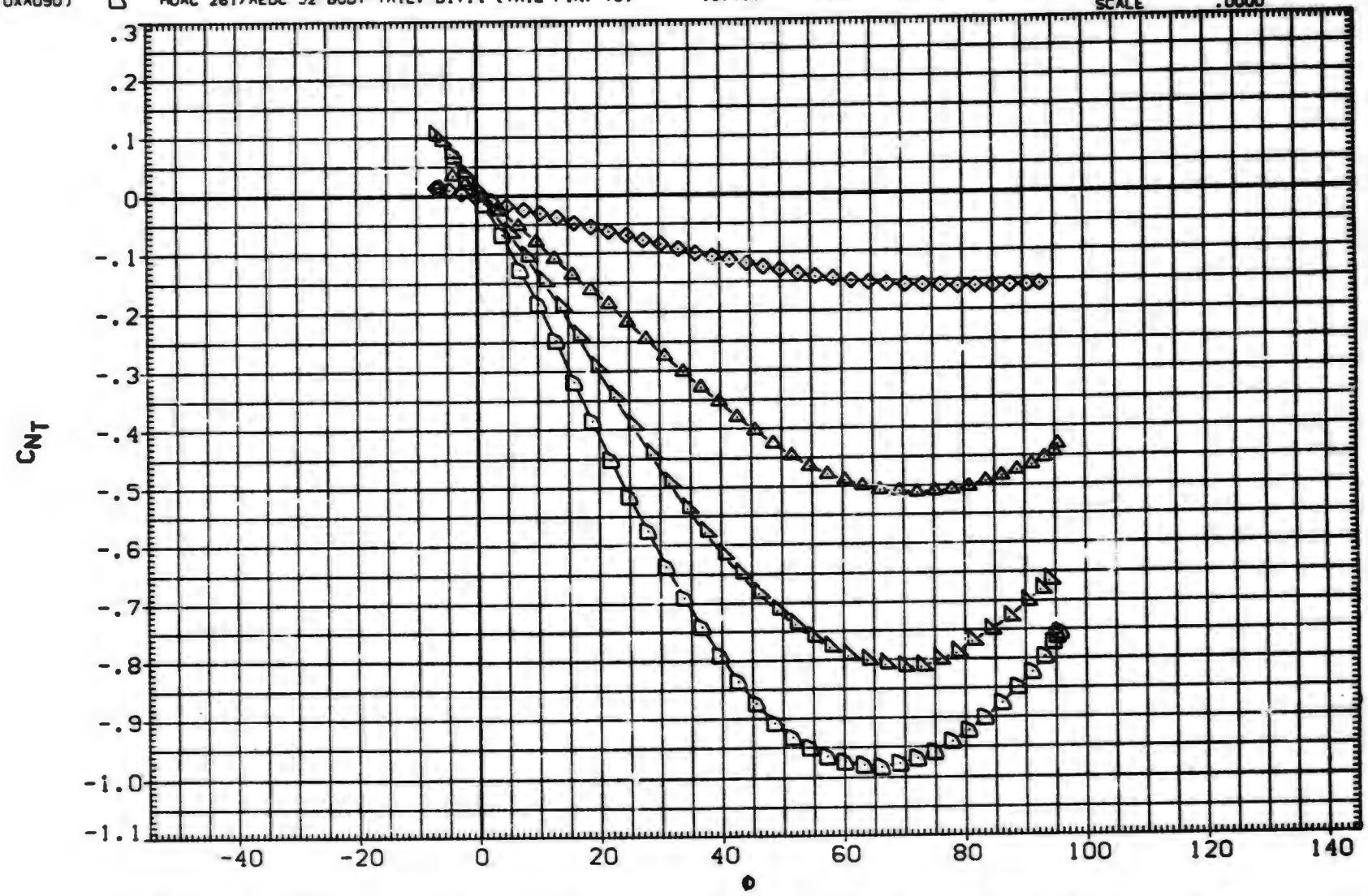

FIN AERODYNAMIC CHARACTERISTICS AS A FUNCTION OF ROLL ANGLE. B1T14 (FIN 3)

(B)MACH = 1.01

DATA SET	SYMBOL	CONFIGURATION DESCRIPTION	ALPHA	LAMBDA	RT.CRD	SEMSPN
(UXA080)	○	MDAC 261/AEDC 52 BODY-TAIL. B1T14 (TAIL FIN. T3)	.000	.000	7.499	1.875
(UXA082)	□	MDAC 261/AEDC 52 BODY-TAIL. B1T14 (TAIL FIN. T3)	2.000	.000	7.499	1.875
(UXA083)	◇	MDAC 261/AEDC 52 BODY-TAIL. B1T14 (TAIL FIN. T3)	4.140	.000	7.499	1.875
(UXA086)	△	MDAC 261/AEDC 52 BODY-TAIL. B1T14 (TAIL FIN. T3)	10.430	.000	7.499	1.875
(UXA088)	◁	DATA NOT AVAILABLE	14.390	.000	7.499	1.875
(UXA090)	▷	DATA NOT AVAILABLE	19.400	.000	7.499	1.875

REFERENCE INFORMATION

SREF	7.0360	SQ. IN.
LREF	7.4990	IN.
BREF	1.8750	IN.
XMRP	.6200	IN.
YMRP	.0000	IN.
ZMRP	.0000	IN.
SCALE	.0000	

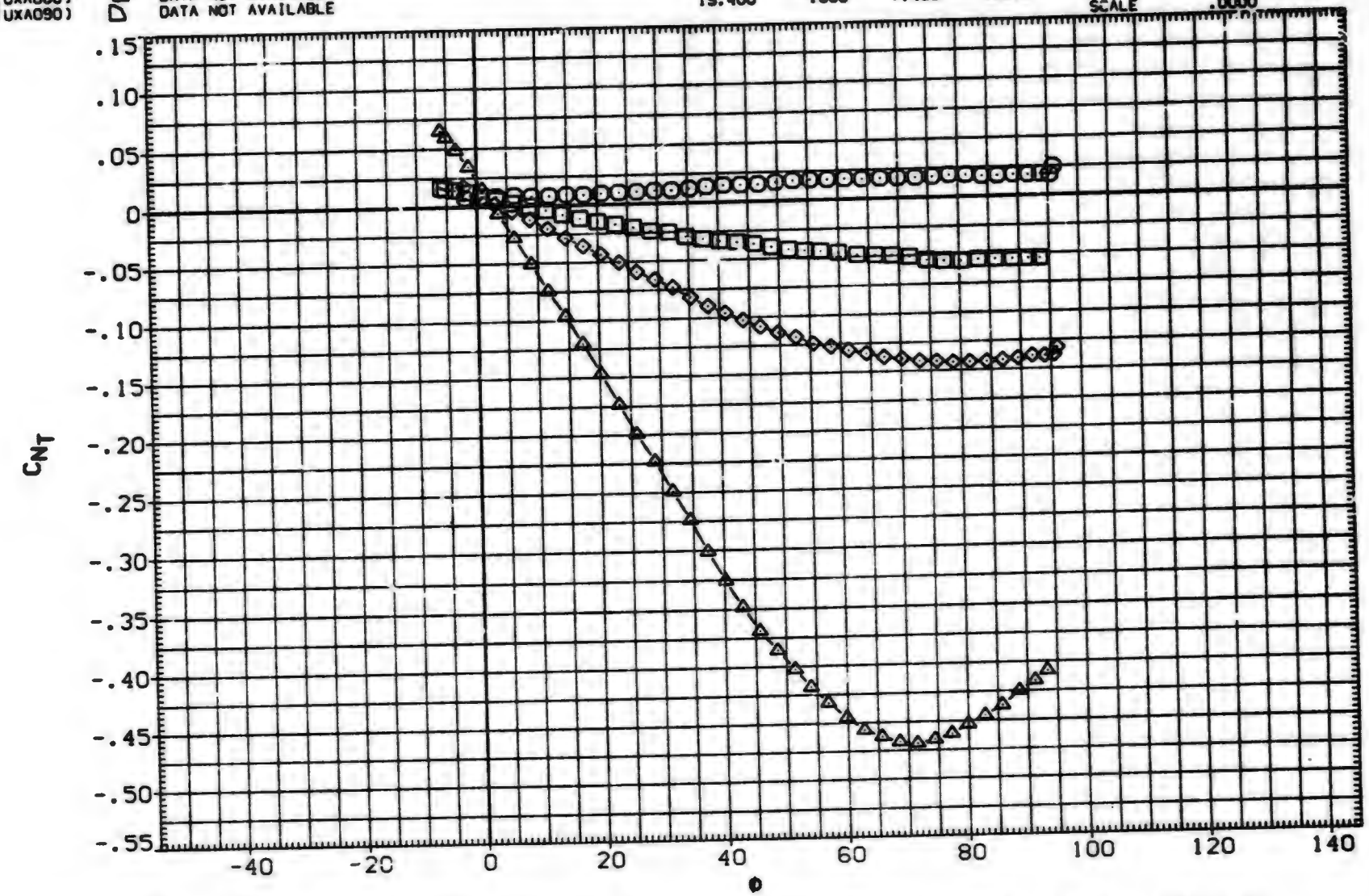

FIN AERODYNAMIC CHARACTERISTICS AS A FUNCTION OF ROLL ANGLE. B1T14 (FIN 3)

(C)MACH = 1.18

DATA SET	SYMBOL	CONFIGURATION DESCRIPTION	ALPHA	LAMBDA	RT.CRD	SEMSPN
(UXA080)	○	DATA NOT AVAILABLE	.000	.000	7.499	1.875
(UXA082)	□	DATA NOT AVAILABLE	2.000	.000	7.499	1.875
(UXA083)	◇	DATA NOT AVAILABLE	4.140	.000	7.499	1.875
(UXA086)	△	DATA NOT AVAILABLE	10.430	.000	7.499	1.875
(UXA088)	◺	MDAC 261/AEDC 52 BODY-TAIL. B1T14 (TAIL FIN. T3)	14.890	.000	7.499	1.875
(UXA090)	D	MDAC 261/AEDC 52 BODY-TAIL. B1T14 (TAIL FIN. T3)	19.400	.000	7.499	1.875

REFERENCE INFORMATION

SREF	7.0380	SQ.IN.
LREF	7.4990	IN.
BREF	1.8750	IN.
XMRP	.6200	IN.
YMRP	.0000	IN.
ZMRP	.0000	IN.
SCALE	.0000	

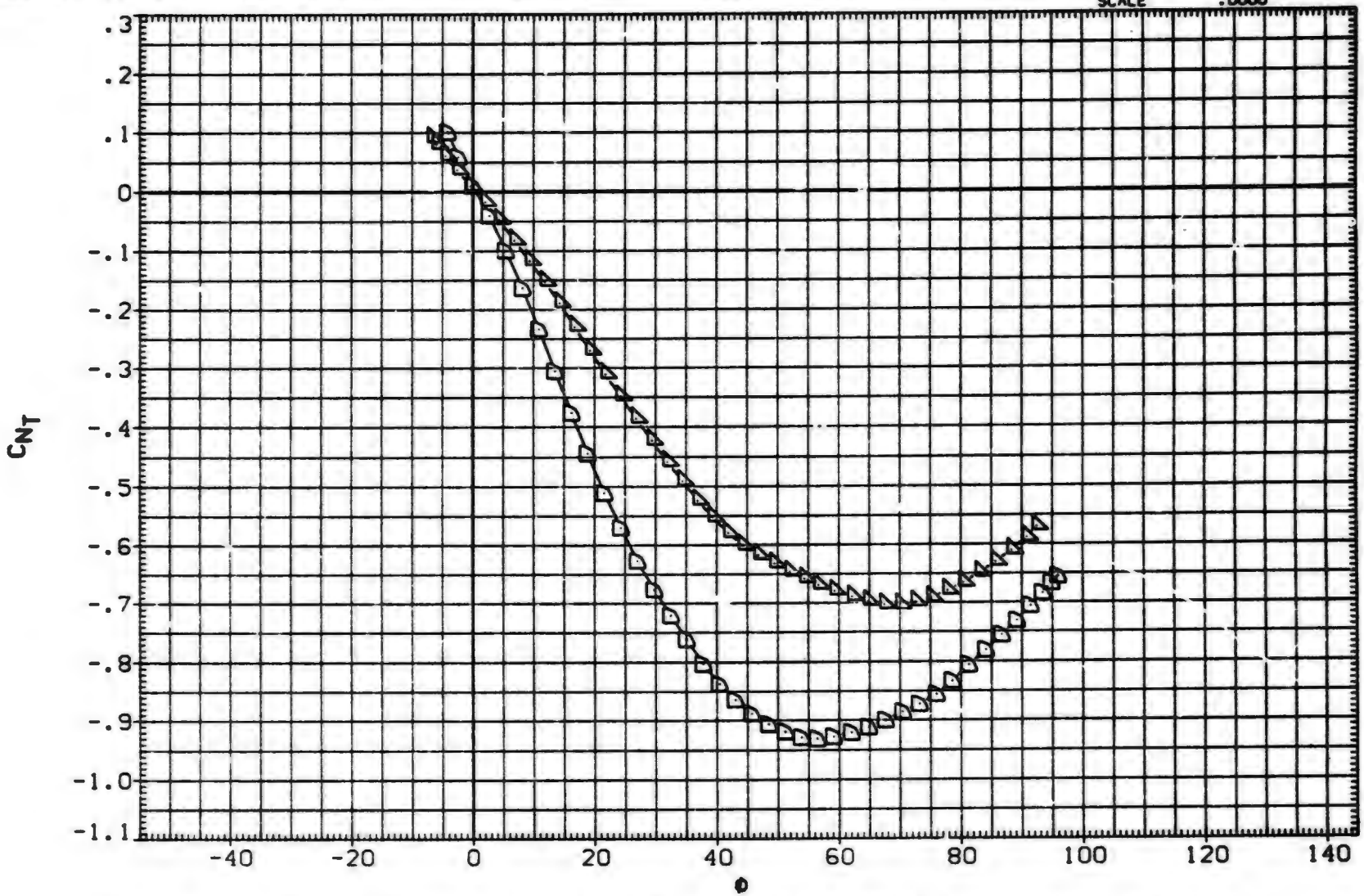

FIN AERODYNAMIC CHARACTERISTICS AS A FUNCTION OF ROLL ANGLE. B1T14 (FIN 3)

(D)MACH = 1.22

DATA SET	SYMBOL	CONFIGURATION DESCRIPTION	ALPHA	LAMBDA	RT.CRD	SEMSPN
(UXA080)	○	MDAC 261/AEDC 52 BODY-TAIL. B1T14 (TAIL FIN. T3)	.000	.000	7.499	1.875
(UXA082)	□	MDAC 261/AEDC 52 BODY-TAIL. B1T14 (TAIL FIN. T3)	2.000	.000	7.499	1.875
(UXA083)	◇	MDAC 261/AEDC 52 BODY-TAIL. B1T14 (TAIL FIN. T3)	4.140	.000	7.499	1.875
(UXA086)	△	MDAC 261/AEDC 52 BODY-TAIL. B1T14 (TAIL FIN. T3)	10.430	.000	7.499	1.875
(UXA088)	◺	MDAC 261/AEDC 52 BODY-TAIL. B1T14 (TAIL FIN. T3)	14.890	.000	7.499	1.875
(UXA090)	D	MDAC 261/AEDC 52 BODY-TAIL. B1T14 (TAIL FIN. T3)	19.400	.000	7.499	1.875

REFERENCE INFORMATION

SREF	7.0380	SQ. IN.
LREF	7.4990	IN.
BREF	1.8750	IN.
XMRP	.6200	IN.
YMRP	.0000	IN.
ZMRP	.0000	IN.
SCALE	.0000	

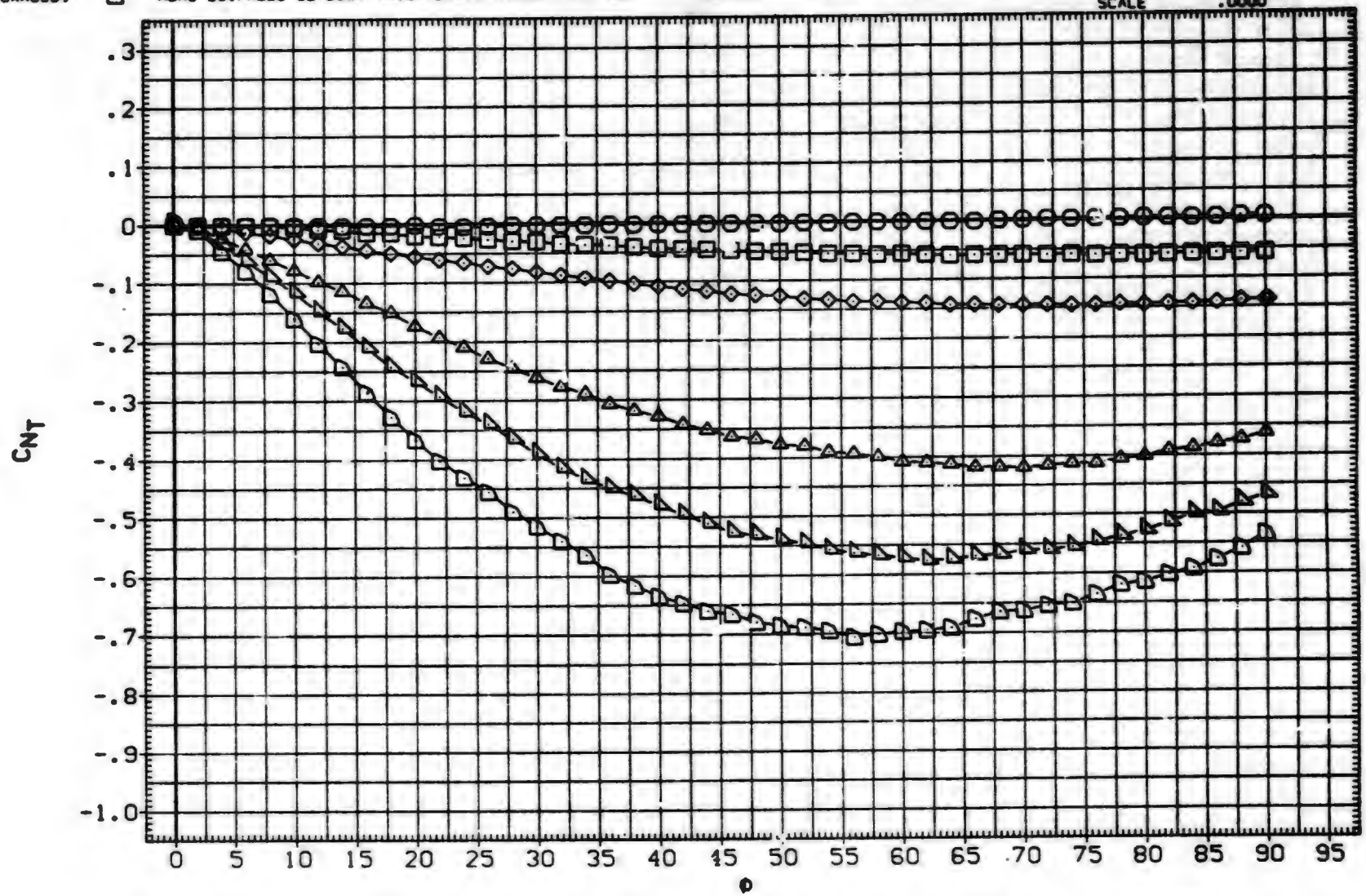

FIN AERODYNAMIC CHARACTERISTICS AS A FUNCTION OF ROLL ANGLE. B1T14 (FIN 3)

(E)MACH = 1.76

DATA SET	SYMBOL	CONFIGURATION DESCRIPTION	ALPHA	LAMBDA	RT.CRD	SEMSPN
(UXA080)	○	MDAC 261/AEDC 52 BODY-TAIL. B1T14 (TAIL FIN. T3)	.000	.000	7.499	1.875
(UXA082)	□	MDAC 261/AEDC 52 BODY-TAIL. B1T14 (TAIL FIN. T3)	2.000	.000	7.499	1.875
(UXA083)	◇	MDAC 261/AEDC 52 BODY-TAIL. B1T14 (TAIL FIN. T3)	4.140	.000	7.499	1.875
(UXA086)	△	MDAC 261/AEDC 52 BODY-TAIL. B1T14 (TAIL FIN. T3)	10.430	.000	7.499	1.875
(UXA088)	◺	MDAC 261/AEDC 52 BODY-TAIL. B1T14 (TAIL FIN. T3)	14.890	.000	7.499	1.875
(UXA090)	D	MDAC 261/AEDC 52 BODY-TAIL. B1T14 (TAIL FIN. T3)	19.400	.000	7.499	1.875

REFERENCE INFORMATION

SREF	7.0380	SQ. IN.
LREF	7.4990	IN.
BREF	1.8750	IN.
XMRP	.6200	IN.
YMRP	.0000	IN.
ZMRP	.0000	IN.
SCALE	.0000	

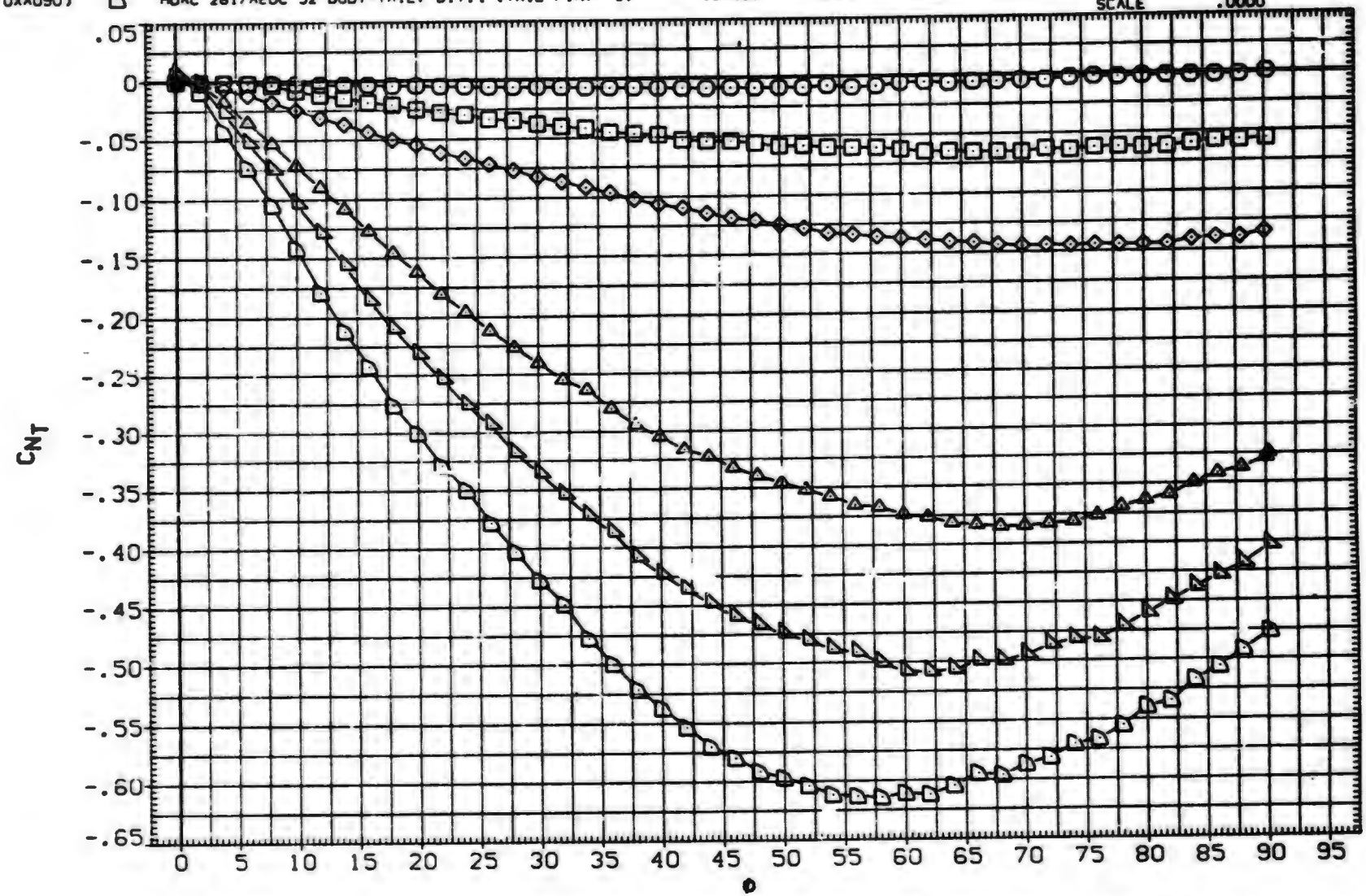

FIN AERODYNAMIC CHARACTERISTICS AS A FUNCTION OF ROLL ANGLE. B1T14 (FIN 3)

(F)MACH = 2.00

DATA SET	SYMBOL	CONFIGURATION DESCRIPTION	ALPHA	LAMBDA	RT.CRD	SEMSPN
(UXA080)	○	MDAC 261/AEDC 52 BODY-TAIL. B1T14 (TAIL FIN. T3)	.000	.000	7.499	1.875
(UXA082)	□	MDAC 261/AEDC 52 BODY-TAIL. B1T14 (TAIL FIN. T3)	2.000	.000	7.499	1.875
(UXA083)	◇	MDAC 261/AEDC 52 BODY-TAIL. B1T14 (TAIL FIN. T3)	4.140	.000	7.499	1.875
(UXA086)	△	MDAC 261/AEDC 52 BODY-TAIL. B1T14 (TAIL FIN. T3)	10.430	.000	7.499	1.875
(UXA088)	◺	MDAC 261/AEDC 52 BODY-TAIL. B1T14 (TAIL FIN. T3)	14.890	.000	7.499	1.875
(UXA090)	D	MDAC 261/AEDC 52 BODY-TAIL. B1T14 (TAIL FIN. T3)	19.400	.000	7.499	1.875

REFERENCE INFORMATION		
SREF	7.0380	SQ. IN.
LREF	7.4990	IN.
BREF	1.8750	IN.
XMRP	.6200	IN.
YMRP	.0000	IN.
ZMRP	.0000	IN.
SCALE	.0000	

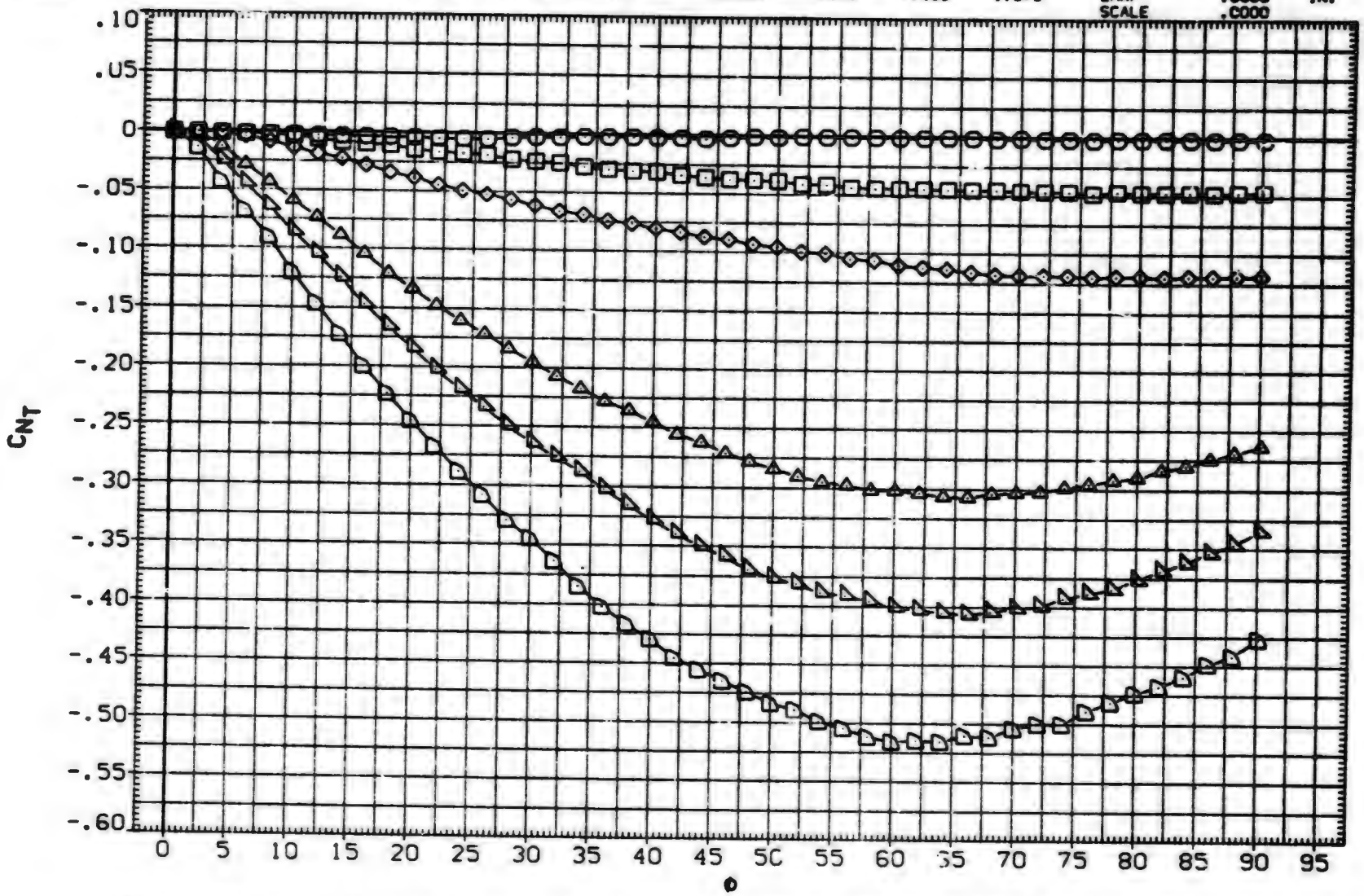

FIN AERODYNAMIC CHARACTERISTICS AS A FUNCTION OF ROLL ANGLE. B1T14 (FIN 3)

(G)MACH = 2.50

DATA SET	SYMBOL	CONFIGURATION DESCRIPTION	ALPHA	LAMBDA	RT.CRD	SEMSPN
(UXA080)	○	MDAC 261/AEDC 52 BODY-TAIL. B1T14 (TAIL FIN. T3)	.000	.000	7.499	1.875
(UXA082)	□	MDAC 261/AEDC 52 BODY-TAIL. B1T14 (TAIL FIN. T3)	2.000	.000	7.499	1.875
(UXA083)	◇	MDAC 261/AEDC 52 BODY-TAIL. B1T14 (TAIL FIN. T3)	4.140	.000	7.499	1.875
(UXA086)	△	MDAC 261/AEDC 52 BODY-TAIL. B1T14 (TAIL FIN. T3)	10.430	.000	7.499	1.875
(UXA088)	◺	MDAC 261/AEDC 52 BODY-TAIL. B1T14 (TAIL FIN. T3)	14.890	.000	7.499	1.875
(UXA090)	◻	MDAC 261/AEDC 52 BODY-TAIL. B1T14 (TAIL FIN. T3)	19.400	.000	7.499	1.875

REFERENCE INFORMATION

SREF	7.0380	SQ. IN.
LREF	7.4990	IN.
BREF	1.8750	IN.
XMRP	.6200	IN.
YMRP	.0000	IN.
ZMRP	.0000	IN.
SCALE	.0000	

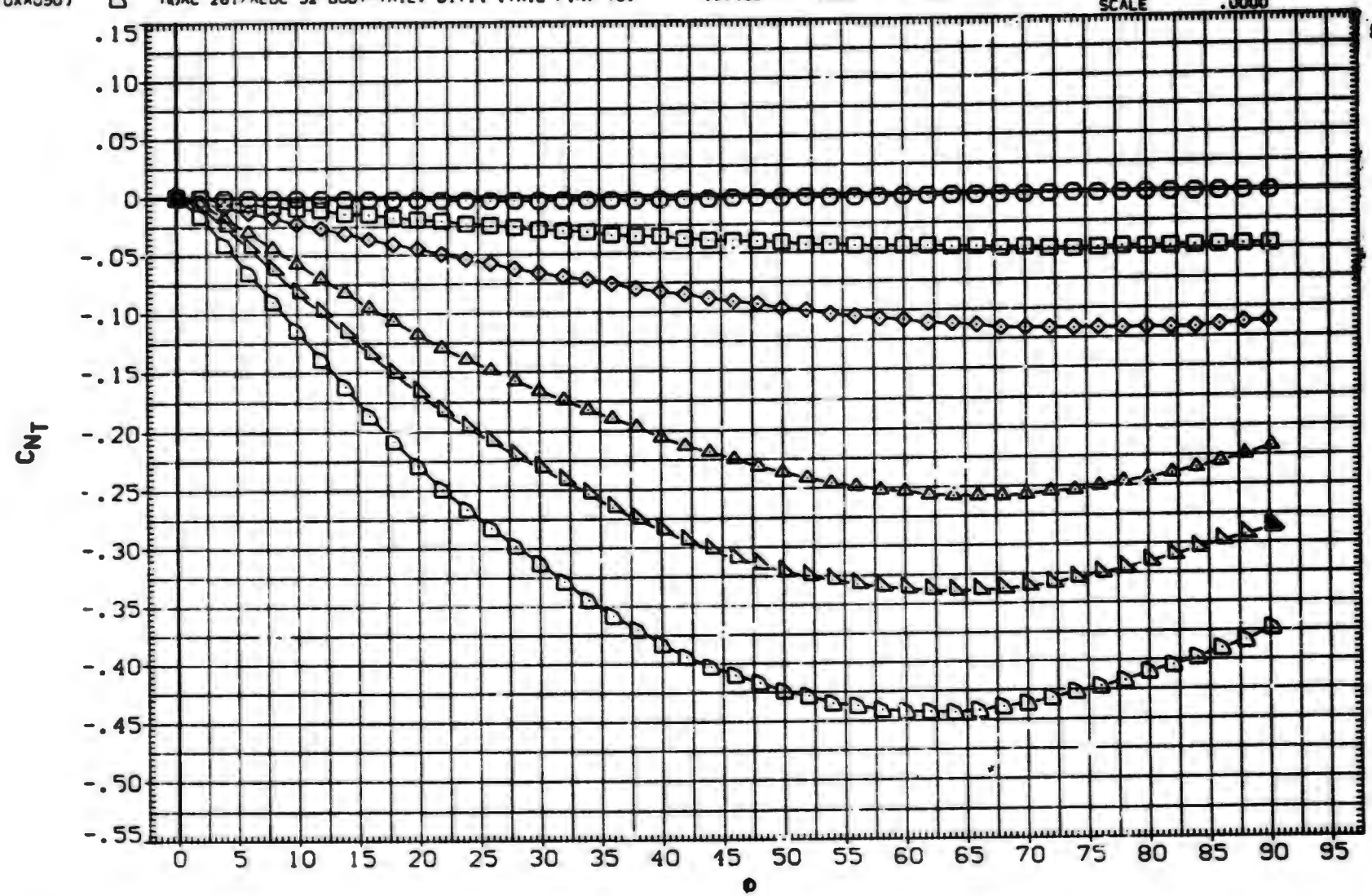

FIN AERODYNAMIC CHARACTERISTICS AS A FUNCTION OF ROLL ANGLE. B1T14 (FIN 3)

(H)MACH = 3.01

DATA SET	SYMBOL	CONFIGURATION DESCRIPTION	ALPHA	LAMBDA	RT.CRD	SEMSPN
(UXA080)	○	MDAC 261/AEDC 52 BODY-TAIL. BIT14 (TAIL FIN. T3)	.000	.000	7.499	1.875
(UXA082)	□	MDAC 261/AEDC 52 BODY-TAIL. BIT14 (TAIL FIN. T3)	2.000	.000	7.499	1.875
(UXA083)	◇	MDAC 261/AEDC 52 BODY-TAIL. BIT14 (TAIL FIN. T3)	4.140	.000	7.499	1.875
(UXA086)	△	MDAC 261/AEDC 52 BODY-TAIL. BIT14 (TAIL FIN. T3)	10.430	.000	7.499	1.875
(UXA088)	◁	MDAC 261/AEDC 52 BODY-TAIL. BIT14 (TAIL FIN. T3)	14.890	.000	7.499	1.875
(UXA090)	▷	MDAC 261/AEDC 52 BODY-TAIL. BIT14 (TAIL FIN. T3)	19.400	.000	7.499	1.875

REFERENCE INFORMATION		
SREF	7.0380	SQ. IN.
LREF	7.4990	IN.
BREF	1.8750	IN.
XMRP	.6200	IN.
YMRP	.0000	IN.
ZMRP	.0000	IN.
SCALE	.0000	

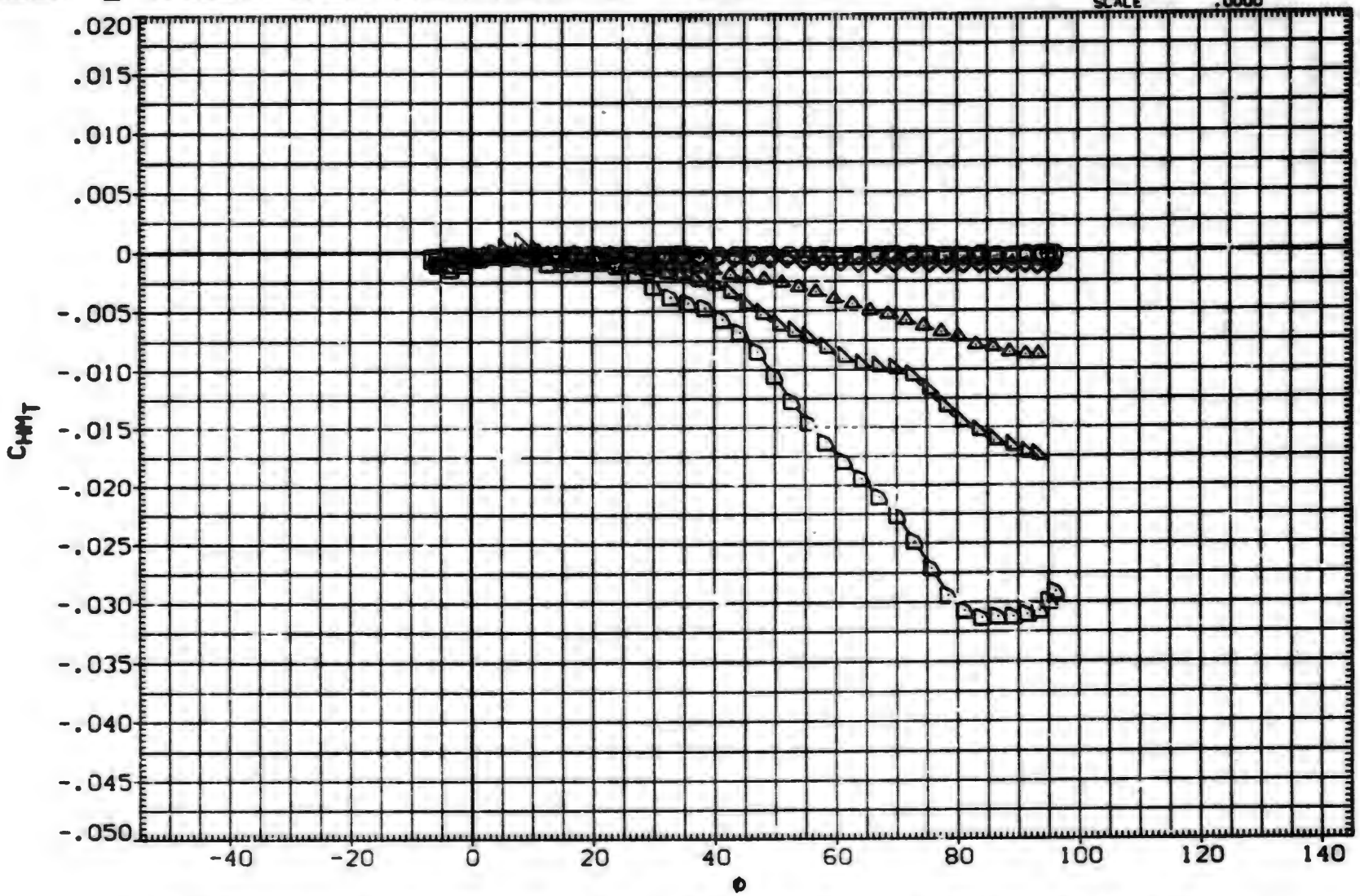

FIN AERODYNAMIC CHARACTERISTICS AS A FUNCTION OF ROLL ANGLE. BIT14 (FIN 3)

(A)MACH = .80

DATA SET	SYMBOL	CONFIGURATION DESCRIPTION	ALPHA	LAMBDA	RT.CRD	SEMSPN
(UXA080)	○	DATA NOT AVAILABLE	.000	.000	7.499	1.875
(UXA082)	□	DATA NOT AVAILABLE	2.000	.000	7.499	1.875
(UXA083)	◇	MDAC 261/AEDC 52 BODY-TAIL. B1T14 (TAIL FIN. T3)	4.140	.000	7.499	1.875
(UXA086)	△	MDAC 261/AEDC 52 BODY-TAIL. B1T14 (TAIL FIN. T3)	10.430	.000	7.499	1.875
(UXA088)	◁	MDAC 261/AEDC 52 BODY-TAIL. B1T14 (TAIL FIN. T3)	14.890	.000	7.499	1.875
(UXA090)	▷	MDAC 261/AEDC 52 BODY-TAIL. B1T14 (TAIL FIN. T3)	19.400	.000	7.499	1.875

REFERENCE INFORMATION		
SREF	7.0380	SQ. IN.
LREF	7.4990	IN.
BREF	1.8750	IN.
XMRP	.6200	IN.
YMRP	.0000	IN.
ZMRP	.0000	IN.
SCALE	.0000	

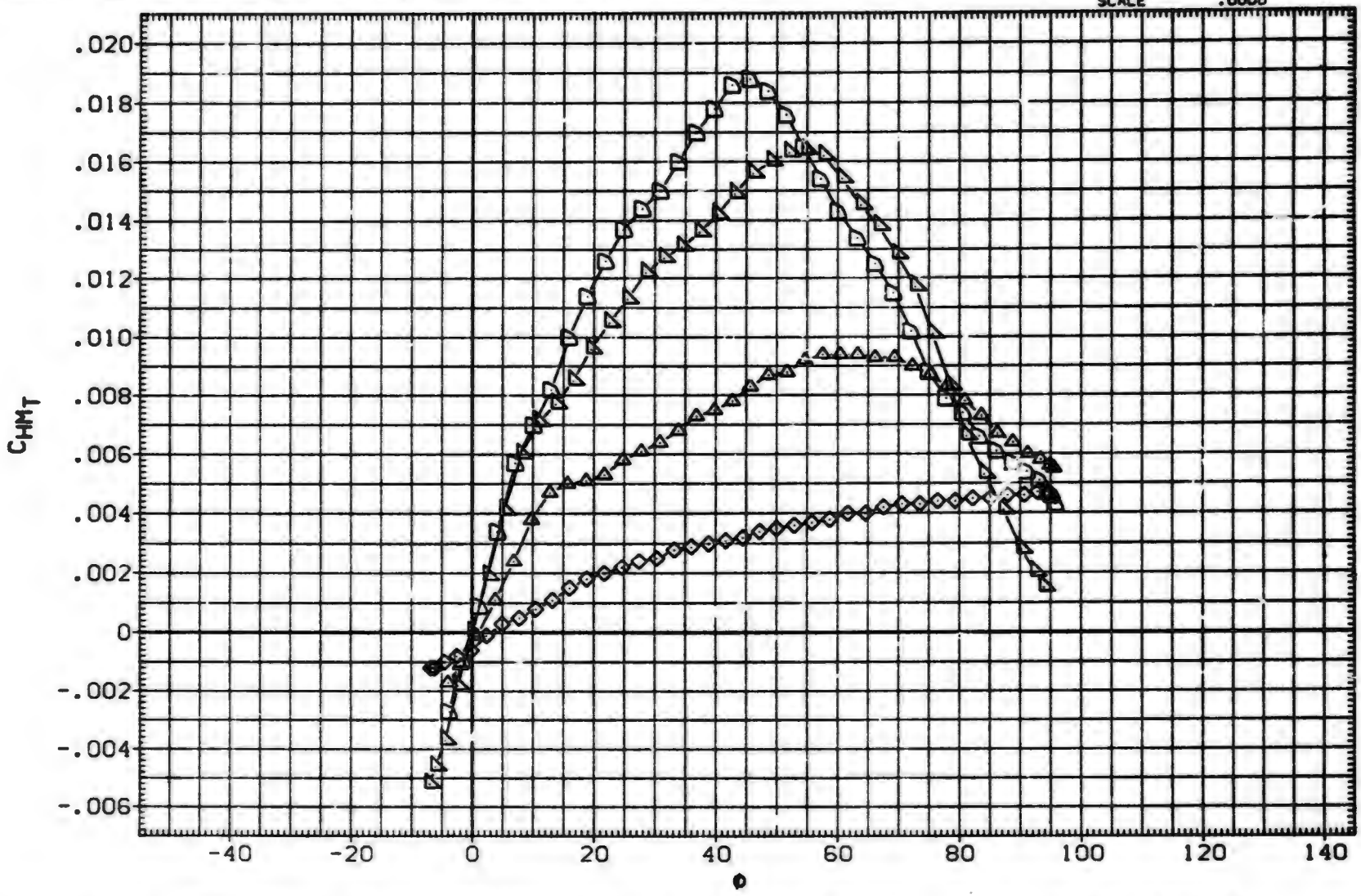

FIN AERODYNAMIC CHARACTERISTICS AS A FUNCTION OF ROLL ANGLE. B1T14 (FIN 3)

(B)MACH = 1.01

DATA SET	SYMBOL	CONFIGURATION DESCRIPTION	ALPHA	LAMBDA	RT.CRD	SEMSPN
(UXA080)	○	MDAC 261/AEDC 52 BODY-TAIL. B1T14 (TAIL FIN. T3)	.000	.000	7.499	1.875
(UXA082)	□	MDAC 261/AEDC 52 BODY-TAIL. B1T14 (TAIL FIN. T3)	2.000	.000	7.499	1.875
(UXA083)	◇	MDAC 261/AEDC 52 BODY-TAIL. B1T14 (TAIL FIN. T3)	4.140	.000	7.499	1.875
(UXA086)	△	MDAC 261/AEDC 52 BODY-TAIL. B1T14 (TAIL FIN. T3)	10.430	.000	7.499	1.875
(UXA088)	◁	DATA NOT AVAILABLE	14.890	.000	7.499	1.875
(UXA090)	▷	DATA NOT AVAILABLE	19.400	.000	7.499	1.875

REFERENCE INFORMATION

SREF	7.0390	SQ. IN.
LREF	7.4990	IN.
BREF	1.8750	IN.
XMRP	.6200	IN.
YMRP	.0000	IN.
ZMRP	.0000	IN.
SCALE	.0000	

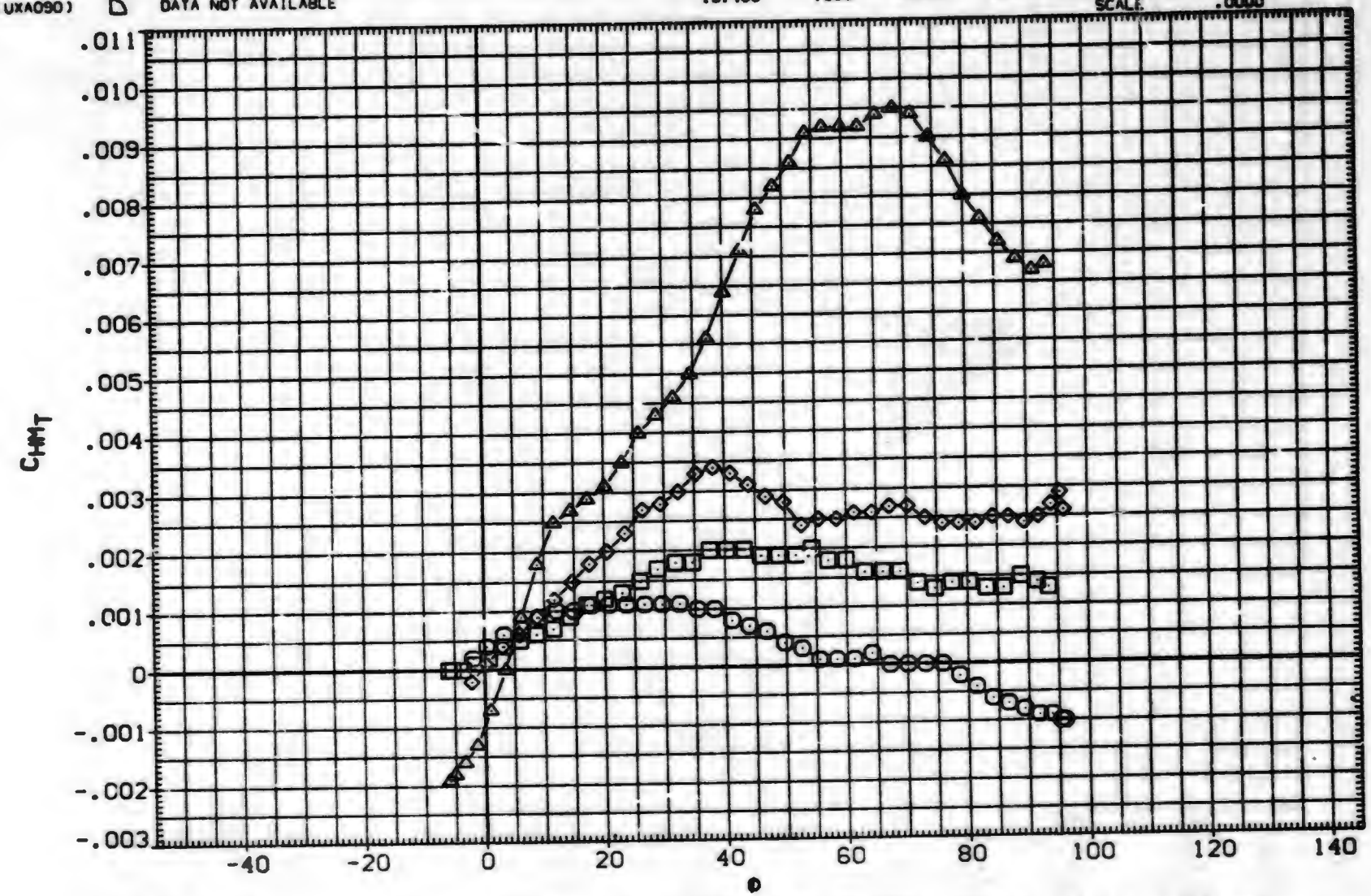

FIN AERODYNAMIC CHARACTERISTICS AS A FUNCTION OF ROLL ANGLE. B1T14 (FIN 3)

(C)MACH = 1.18

DATA SET	SYMBOL	CONFIGURATION DESCRIPTION
(UXA080)	○	DATA NOT AVAILABLE
(UXA082)	□	DATA NOT AVAILABLE
(UXA083)	◇	DATA NOT AVAILABLE
(UXA086)	△	DATA NOT AVAILABLE
(UXA088)	◁	MDAC 261/AEDC 52 BODY-TAIL. B1T14 (TAIL FIN. T3)
(UXA090)	▷	MDAC 261/AEDC 52 BODY-TAIL. B1T14 (TAIL FIN. T3)

ALPHA	LAMBDA	RT.CRD	SEMSPN
.000	.000	7.499	1.875
2.000	.000	7.499	1.875
4.140	.000	7.499	1.875
10.430	.000	7.499	1.875
14.890	.000	7.499	1.875
19.40	.000	7.499	1.875

REFERENCE INFORMATION

SREF	7.0380	SQ.IN.
LREF	7.4990	IN.
BREF	1.8750	IN.
XMRP	.6200	IN.
YMRP	.0000	IN.
ZMRP	.0000	IN.
SCALE	.0000	

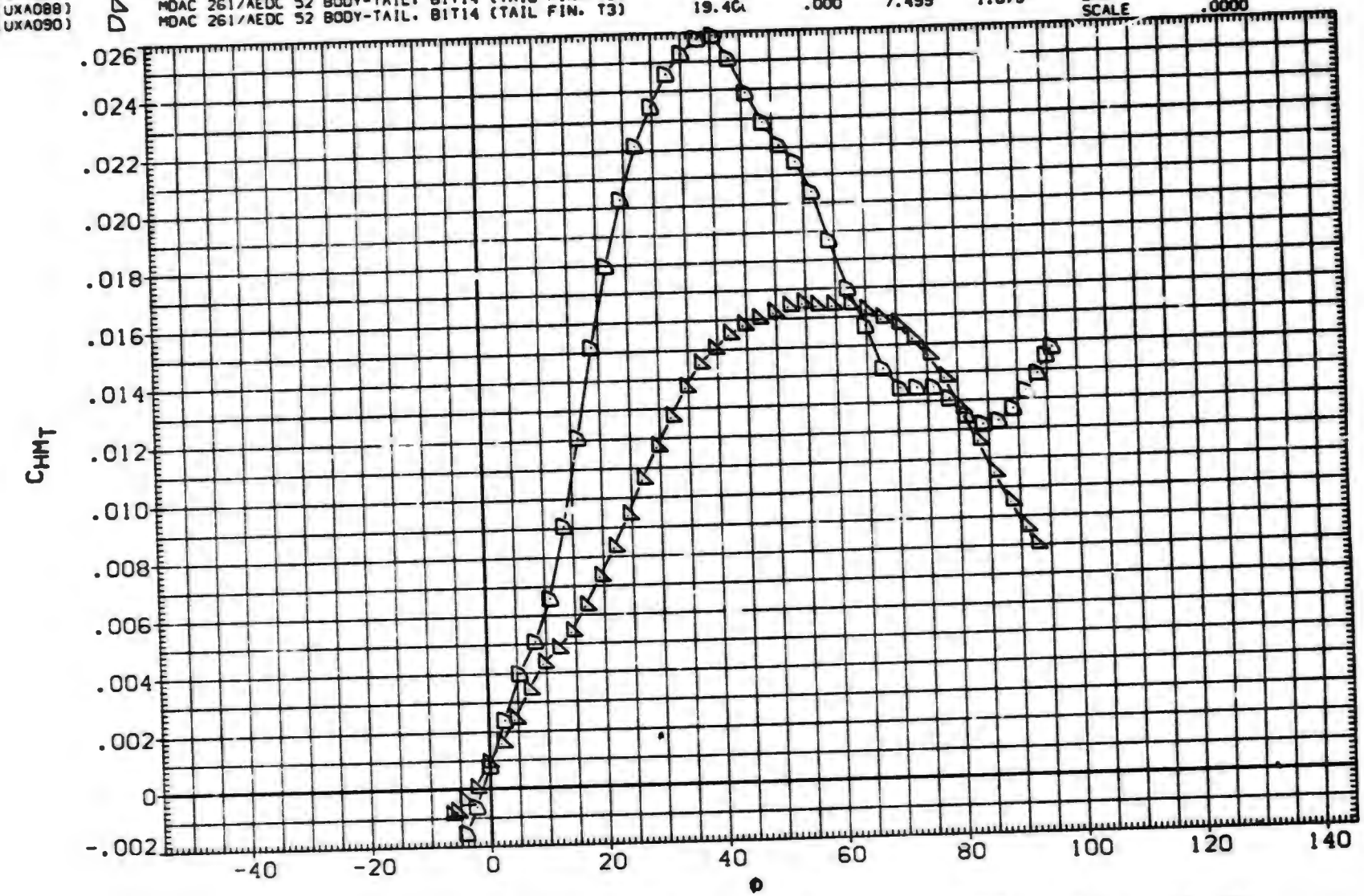

FIN AERODYNAMIC CHARACTERISTICS AS A FUNCTION OF ROLL ANGLE. B1T14 (FIN 3)

(D)MACH = 1.22

DATA SET	SYMBOL	CONFIGURATION DESCRIPTION	ALPHA	LAMBDA	RT.CRD	SEMSPN
(UXA080)	○	MDAC 261/AEDC 52 BODY-TAIL. B1T14 (TAIL FIN. T3)	.000	.000	7.499	1.875
(UXA082)	□	MDAC 261/AEDC 52 BODY-TAIL. B1T14 (TAIL FIN. T3)	2.000	.000	7.499	1.875
(UXA083)	◇	MDAC 261/AEDC 52 BODY-TAIL. B1T14 (TAIL FIN. T3)	4.140	.000	7.499	1.875
(UXA086)	△	MDAC 261/AEDC 52 BODY-TAIL. B1T14 (TAIL FIN. T3)	10.430	.000	7.499	1.875
(UXA088)	◁	MDAC 261/AEDC 52 BODY-TAIL. B1T14 (TAIL FIN. T3)	14.890	.000	7.499	1.875
(UXA090)	▷	MDAC 261/AEDC 52 BODY-TAIL. B1T14 (TAIL FIN. T3)	19.400	.000	7.499	1.875

REFERENCE INFORMATION		
SREF	7.0380	SQ. IN.
LREF	7.4990	IN.
BREF	1.8750	IN.
XMRP	.6200	IN.
YMRP	.0000	IN.
ZMRP	.0000	IN.
SCALE	.0000	

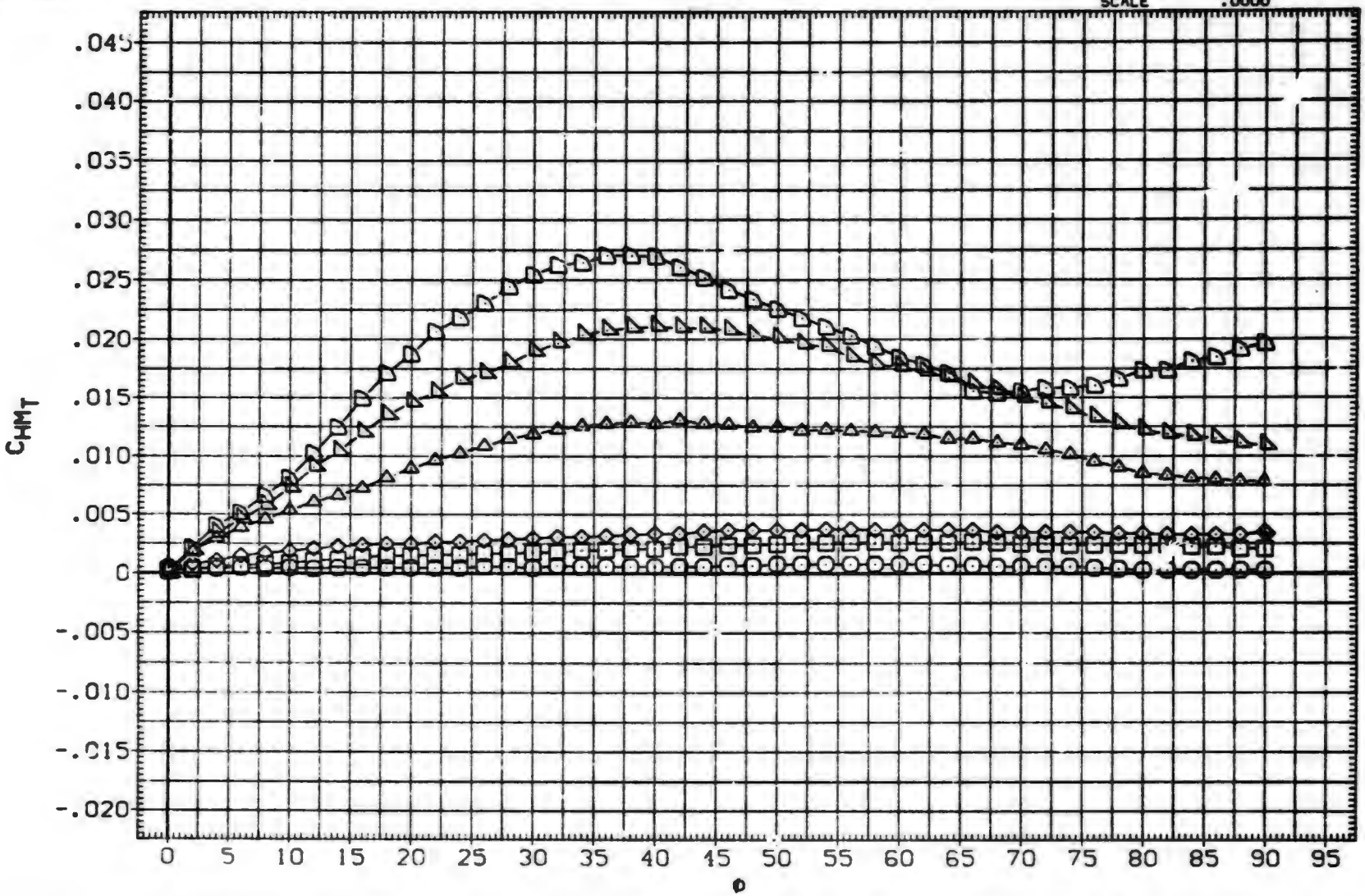

FIN AERODYNAMIC CHARACTERISTICS AS A FUNCTION OF ROLL ANGLE. B1T14 (FIN 3)

(E)MACH = 1.76

DATA SET	SYMBOL	CONFIGURATION DESCRIPTION	ALPHA	LAMBDA	RT.CRD	SEMSPN
(UXA080)	○	MDAC 261/AEDC 52 BODY-TAIL. B1T14 (TAIL FIN. T3)	.000	.000	7.499	1.875
(UXA082)	□	MDAC 261/AEDC 52 BODY-TAIL. B1T14 (TAIL FIN. T3)	2.000	.000	7.499	1.875
(UXA083)	◇	MDAC 261/AEDC 52 BODY-TAIL. B1T14 (TAIL FIN. T3)	4.140	.000	7.499	1.875
(UXA086)	△	MDAC 261/AEDC 52 BODY-TAIL. B1T14 (TAIL FIN. T3)	10.430	.000	7.499	1.875
(UXA088)	◁	MDAC 261/AEDC 52 BODY-TAIL. B1T14 (TAIL FIN. T3)	14.890	.000	7.499	1 875
(UXA090)	▷	MDAC 261/AEDC 52 BODY-TAIL. B1T14 (TAIL FIN. T3)	19.400	.000	7.499	1.875

REFERENCE INFORMATION		
SREF	7.0380	SQ.IN.
LREF	7.4990	IN.
BREF	1.8750	IN.
XMRP	.6200	IN.
YMRP	.0000	IN.
ZMRP	.0000	IN.
SCALE	.0000	

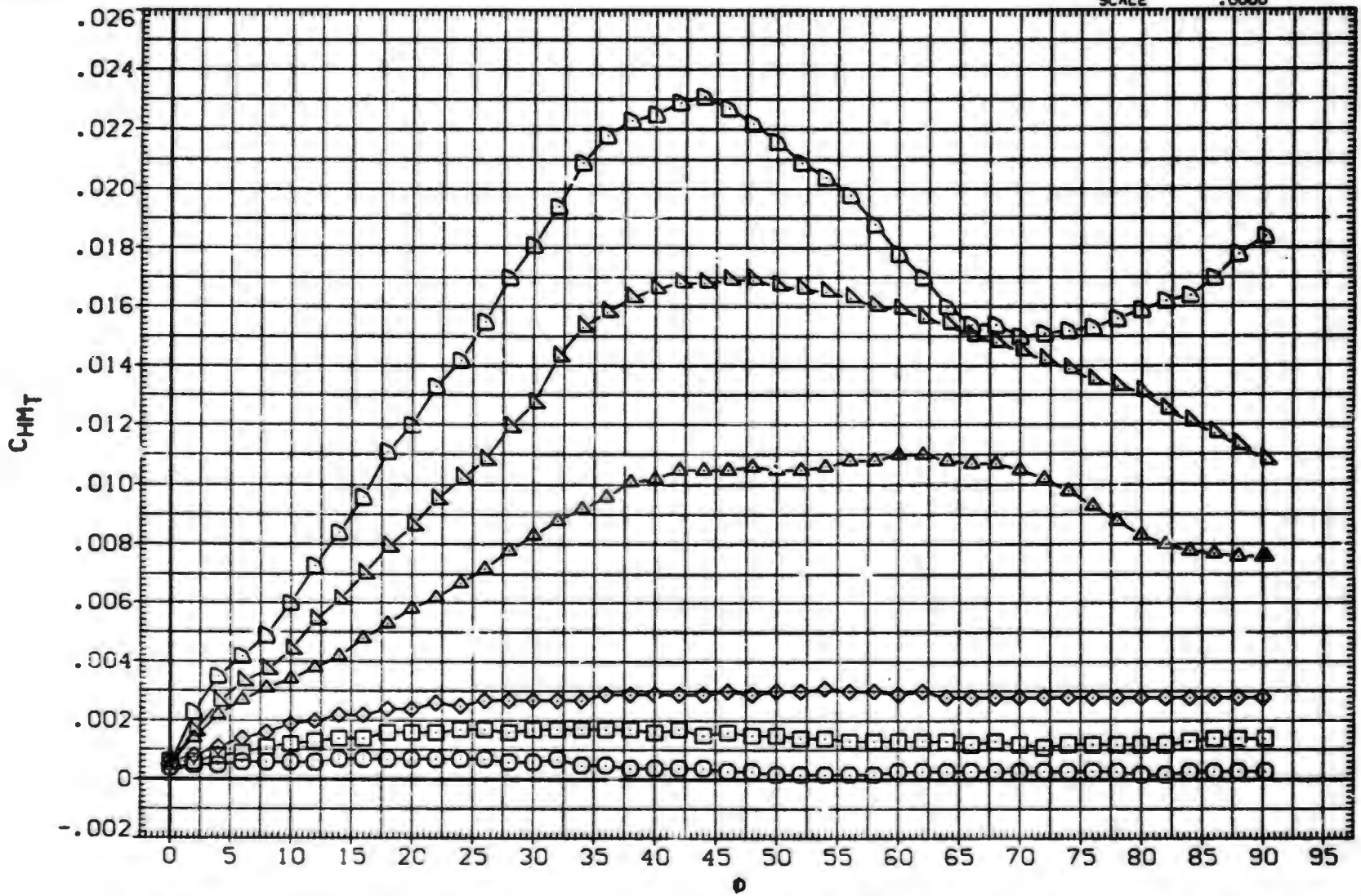

FIN AERODYNAMIC CHARACTERISTICS AS A FUNCTION OF ROLL ANGLE. B1T14 (FIN 3)

(F)MACH = 2.00

DATA SET	SYMBOL	CONFIGURATION DESCRIPTION	ALPHA	LAMBDA	RT.CRD	SEMSPN
(UXA080)	○	MDAC 261/AEDC 52 BODY-TAIL. B1T14 (TAIL FIN. T3)	.000	.000	7.499	1.875
(UXA082)	□	MDAC 261/AEDC 52 BODY-TAIL. B1T14 (TAIL FIN. T3)	2.000	.000	7.499	1.875
(UXA083)	◇	MDAC 261/AEDC 52 BODY-TAIL. B1T14 (TAIL FIN. T3)	4.140	.000	7.499	1.875
(UXA086)	△	MDAC 261/AEDC 52 BODY-TAIL. B1T14 (TAIL FIN. T3)	10.430	.000	7.499	1.875
(UXA088)	◺	MDAC 261/AEDC 52 BODY-TAIL. B1T14 (TAIL FIN. T3)	14.890	.000	7.499	1.875
(UXA090)	D	MDAC 261/AEDC 52 BODY-TAIL. B1T14 (TAIL FIN. T3)	19.400	.000	7.499	1.875

REFERENCE INFORMATION

SREF	7.0390	SQ.IN.
LREF	7.4990	IN.
BREF	1.8750	IN.
XMRP	.6200	IN.
YMRP	.0000	IN.
ZMRP	.0000	IN.
SCALE	.0000	

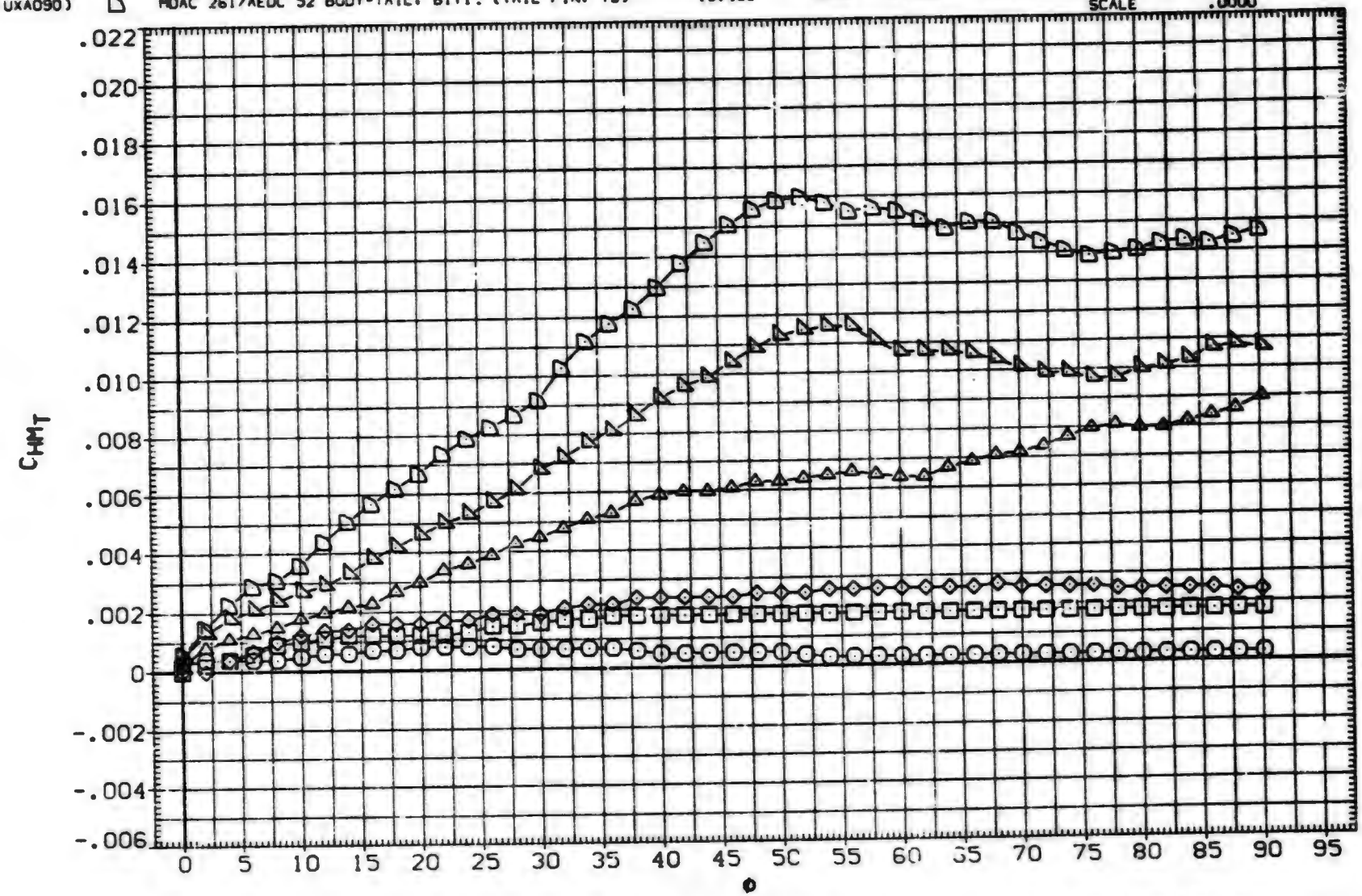

FIN AERODYNAMIC CHARACTERISTICS AS A FUNCTION OF ROLL ANGLE. B1T14 (FIN 3)

(G)MACH = 2.50

DATA SET	SYMBOL	CONFIGURATION DESCRIPTION	ALPHA	LAMBDA	PT.CRD	SEMSPN
(UXA080)	○	MDAC 261/AEDC 52 BODY-TAIL. B1T14 (TAIL FIN. T3)	.000	.000	7.499	1.875
(UXA082)	□	MDAC 261/AEDC 52 BODY-TAIL. B1T14 (TAIL FIN. T3)	2.000	.000	7.499	1.875
(UXA083)	◇	MDAC 261/AEDC 52 BODY-TAIL. B1T14 (TAIL FIN. T3)	4.140	.000	7.499	1.875
(UXA086)	△	MDAC 261/AEDC 52 BODY-TAIL. B1T14 (TAIL FIN. T3)	10.430	.000	7.499	1.875
(UXA088)	◺	MDAC 261/AEDC 52 BODY-TAIL. B1T14 (TAIL FIN. T3)	14.890	.000	7.499	1.875
(UXA090)	◸	MDAC 261/AEDC 52 BODY-TAIL. B1T14 (TAIL FIN. T3)	19.400	.000	7.499	1.875

REFERENCE INFORMATION		
SREF	7.0380	SQ.IN.
LREF	7.4990	IN.
BREF	1.8750	IN.
XMRP	.6200	IN.
YMRP	.0000	IN.
ZMRP	.0000	IN.
SCALE	.0000	

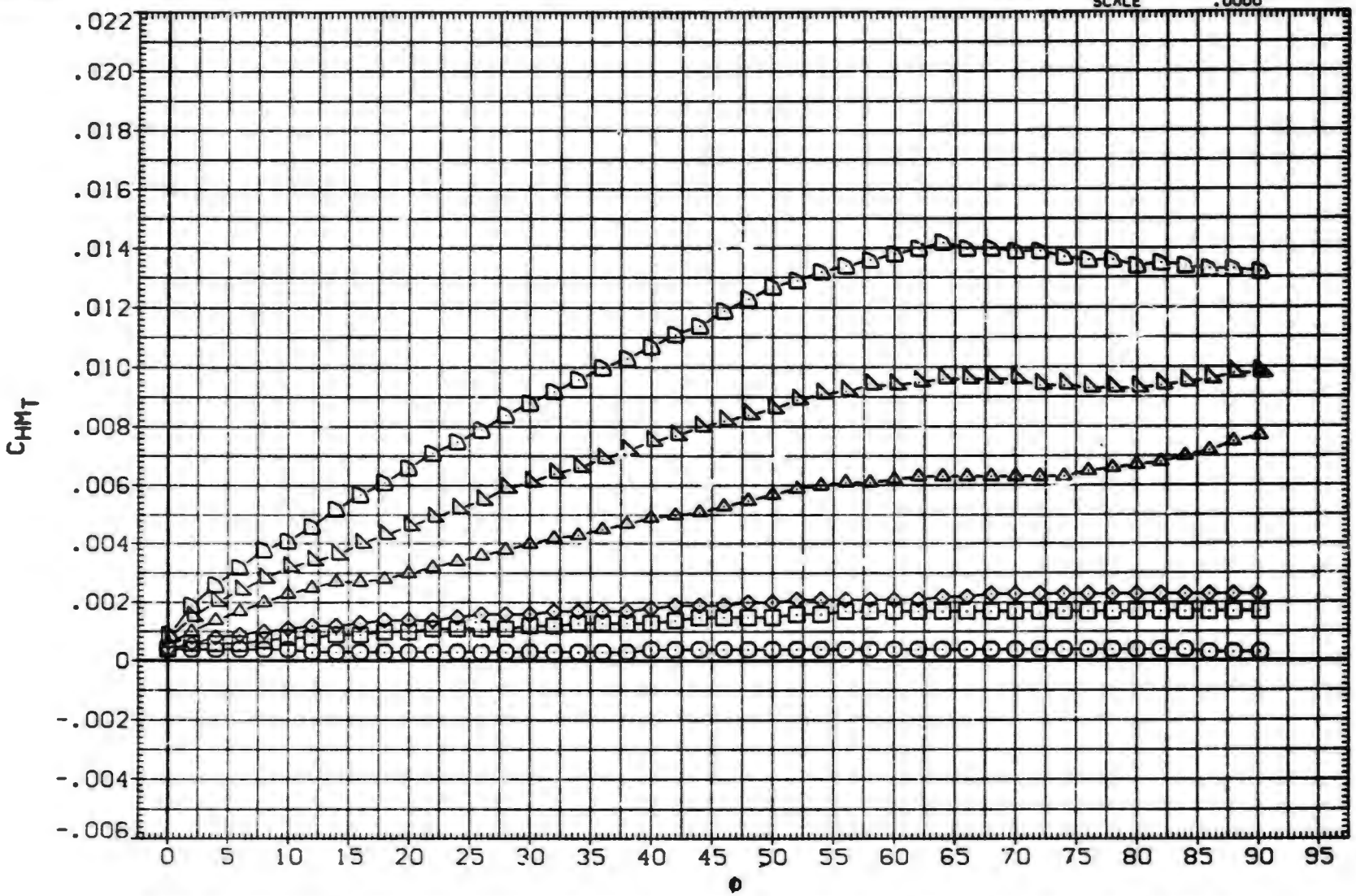

FIN AERODYNAMIC CHARACTERISTICS AS A FUNCTION OF ROLL ANGLE. B1T14 (FIN 3)

(H)MACH = 3.01

DATA SET	SYMBOL	CONFIGURATION DESCRIPTION	ALPHA	LAMBDA	RT.CRD	SEMSPN
(UXA080)	○	MDAC 261/AEDC 52 BODY-TAIL. BIT14 (TAIL FIN. T3)	.000	.000	7.499	1.875
(UXA082)	□	MDAC 261/AEDC 52 BODY-TAIL. BIT14 (TAIL FIN. T3)	2.000	.000	7.499	1.875
(UXA083)	◇	MDAC 261/AEDC 52 BODY-TAIL. BIT14 (TAIL FIN. T3)	4.140	.000	7.499	1.875
(UXA086)	△	MDAC 261/AEDC 52 BODY-TAIL. BIT14 (TAIL FIN. T3)	10.430	.000	7.499	1.875
(UXA088)	◸	MDAC 261/AEDC 52 BODY-TAIL. BIT14 (TAIL FIN. T3)	14.890	.000	7.499	1.875
(UXA090)	D	MDAC 261/AEDC 52 BODY-TAIL. BIT14 (TAIL FIN. T3)	19.400	.000	7.499	1.875

REFERENCE INFORMATION

SREF	7.0380	SQ. IN.
LREF	7.4990	IN.
BREF	1.8750	IN.
XMRP	.6200	IN.
YMRP	.0000	IN.
ZMRP	.0000	IN.
SCALE	.0000	

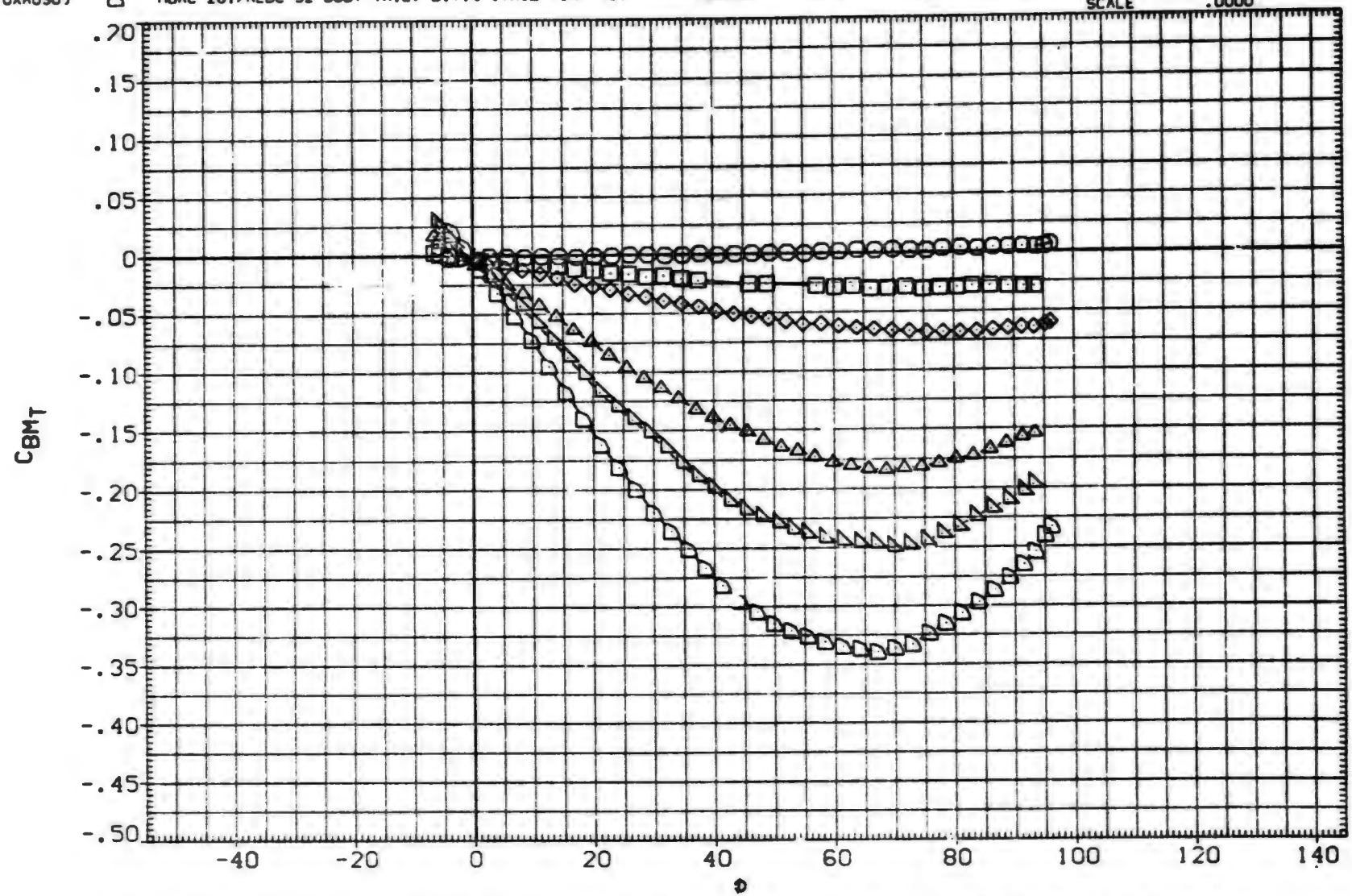

FIN AERODYNAMIC CHARACTERISTICS AS A FUNCTION OF ROLL ANGLE. BIT14 (FIN 3)

(A)MACH = .80

DATA SET	SYMBOL	CONFIGURATION DESCRIPTION	ALPHA	LAMBDA	RT.CRD	SEMSPN
(UXA080)	○	DATA NOT AVAILABLE	.000	.000	7.499	1.875
(UXA082)	□	DATA NOT AVAILABLE	2.000	.000	7.499	1.875
(UXA083)	◇	MDAC 261/AEDC 52 BODY-TAIL. B1T14 (TAIL FIN. T3)	4.140	.000	7.499	1.875
(UXA086)	△	MDAC 261/AEDC 52 BODY-TAIL. B1T14 (TAIL FIN. T3)	10.430	.000	7.499	1.875
(UXA088)	◭	MDAC 261/AEDC 52 BODY-TAIL. B1T14 (TAIL FIN. T3)	14.890	.000	7.499	1.875
(UXA090)	D	MDAC 261/AEDC 52 BODY-TAIL. B1T14 (TAIL FIN. T3)	19.400	.000	7.499	1.875

REFERENCE INFORMATION

SREF	7.0380	SQ. IN.
LREF	7.4990	IN.
BREF	1.8750	IN.
XMRP	.6200	IN.
YMRP	.0000	IN.
ZMRP	.0000	IN.
SCALE	.0000	

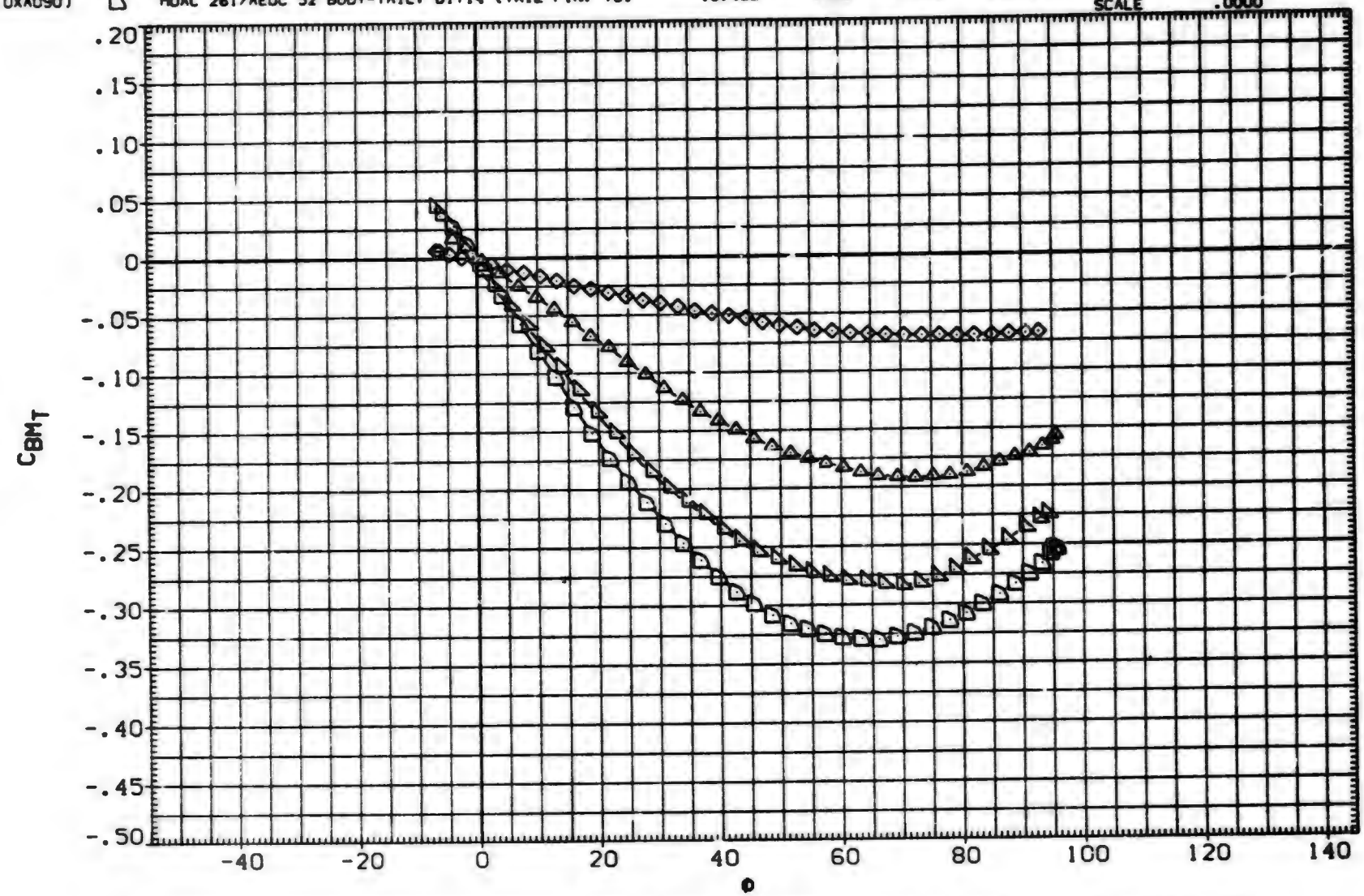

FIN AERODYNAMIC CHARACTERISTICS AS A FUNCTION OF ROLL ANGLE. B1T14 (FIN 3)

(B)MACH = 1.01

DATA SET	SYMBOL	CONFIGURATION DESCRIPTION	ALPHA	LAMBDA	RT.CRD	SLMSPN
(UXA080)	○	MDAC 261/AEDC 52 BODY-TAIL. B1T14 (TAIL FIN. T3)	.000	.000	7.499	1.875
(UXA082)	□	MDAC 261/AEDC 52 BODY-TAIL. B1T14 (TAIL FIN. T3)	2.000	.000	7.499	1.875
(UXA083)	◇	MDAC 261/AEDC 52 BODY-TAIL. B1T14 (TAIL FIN. T3)	4.140	.000	7.499	1.875
(UXA086)	△	MDAC 261/AEDC 52 BODY-TAIL. B1T14 (TAIL FIN. T3)	10.430	.000	7.499	1.875
(UXA088)	◭	DATA NOT AVAILABLE	14.890	.000	7.499	1.875
(UXA090)	◮	DATA NOT AVAILABLE	19.400	.000	7.499	1.875

REFERENCE INFORMATION

SREF	7.0380	SQ. IN.
LREF	7.4990	IN.
BREF	1.8750	IN.
XMRP	.6200	IN.
YMRP	.0000	IN.
ZMRP	.0000	IN.
SCALE	.0000	

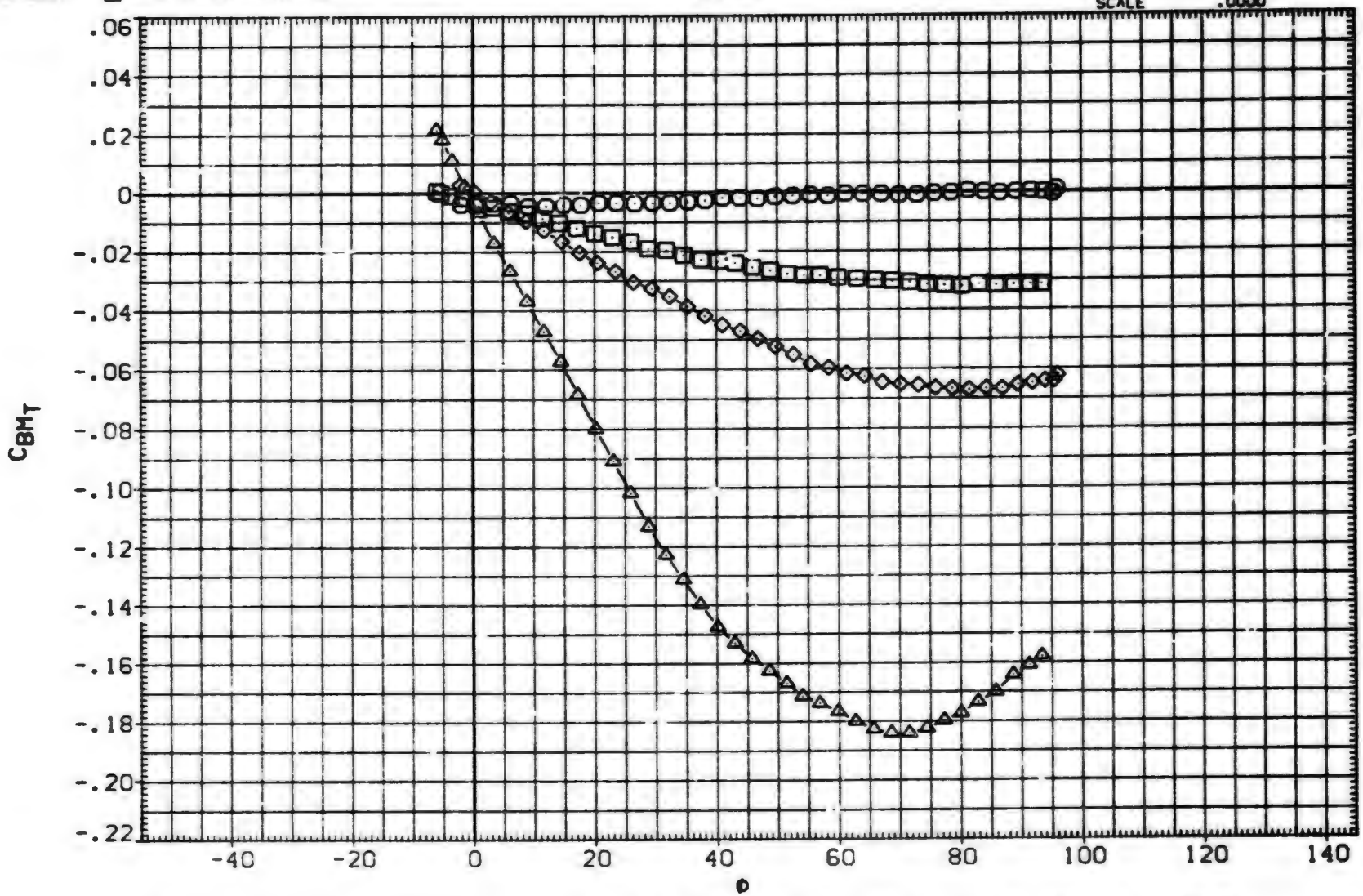

FIN AERODYNAMIC CHARACTERISTICS AS A FUNCTION OF ROLL ANGLE. B1T14 (FIN 3)

(C)MACH = 1.18

DATA SET	SYMBOL	CONFIGURATION DESCRIPTION
(UXA080)	○	DATA NOT AVAILABLE
(UXA082)	□	DATA NOT AVAILABLE
(UXA083)	◇	DATA NOT AVAILABLE
(UXA086)	△	DATA NOT AVAILABLE
(UXA088)	◁	MDAC 261/AEDC 52 BODY-TAIL. BIT14 (TAIL FIN. T3)
(UXA090)	▷	MDAC 261/AEDC 52 BODY-TAIL. BIT14 (TAIL FIN. T3)

ALPHA	LAMBDA	RT.CRD	SEMSPN
.000	.000	7.499	1.875
2.000	.000	7.499	1.875
4.140	.000	7.499	1.875
10.430	.000	7.499	1.875
14.890	.000	7.499	1.875
19.400	.000	7.499	1.875

REFERENCE INFORMATION

SREF	7.0300	SQ.IN.
LREF	7.4990	IN.
BREF	1.8750	IN.
XMRP	.6200	IN.
YMRP	.0000	IN.
ZMRP	.0000	IN.
SCALE	.0000	

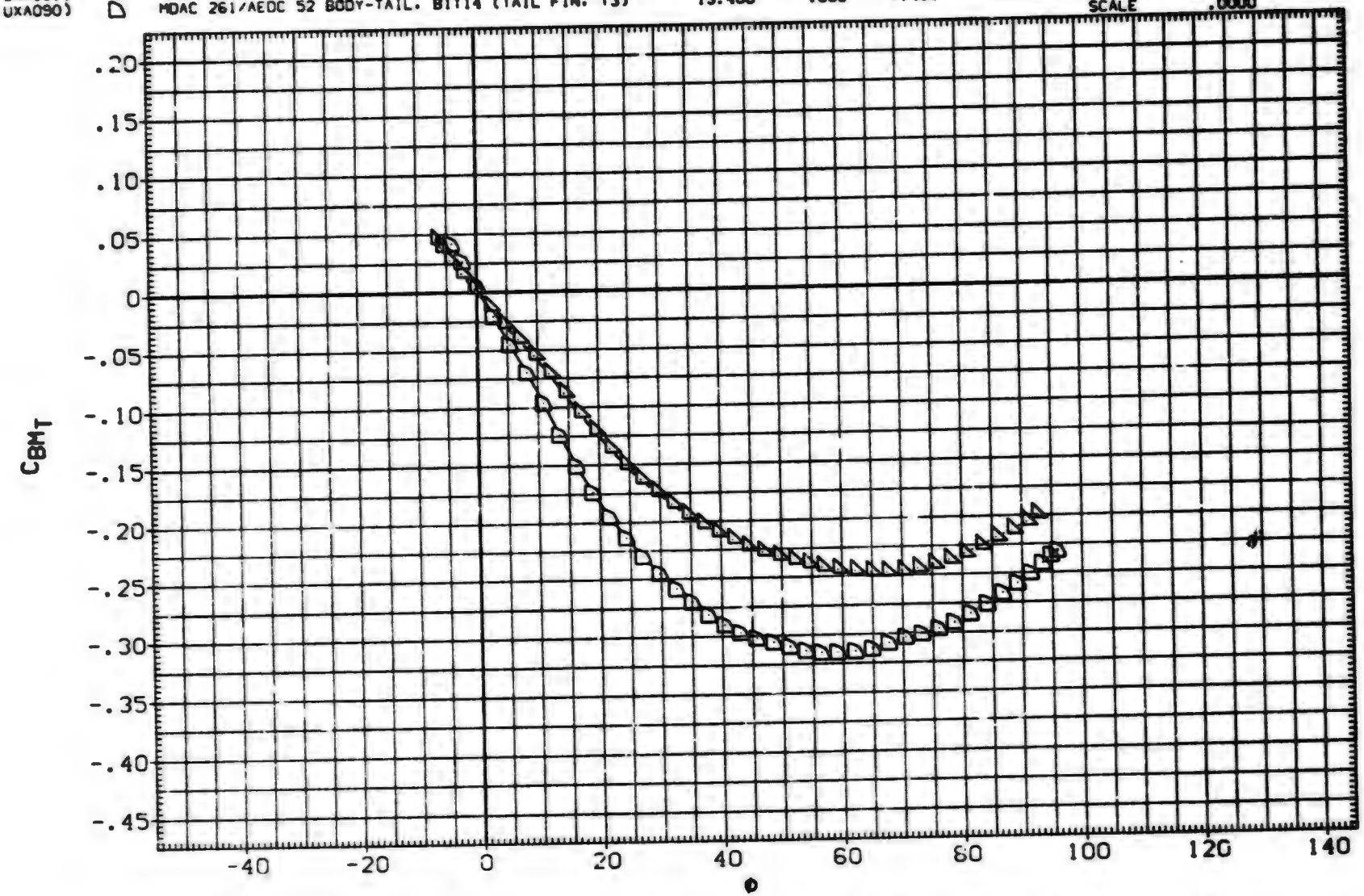

FIN AERODYNAMIC CHARACTERISTICS AS A FUNCTION OF ROLL ANGLE. BIT14 (FIN 3)

(D)MACH = 1.22

DATA SET	SYMBOL	CONFIGURATION DESCRIPTION	ALPHA	LAMBDA	RT.CRD	SEMSPN
(UXA080)	○	MDAC 261/AEDC 52 BODY-TAIL. B1T14 (TAIL FIN. T3)	.000	.000	7.499	1.875
(UXA082)	□	MDAC 261/AEDC 52 BODY-TAIL. B1T14 (TAIL FIN. T3)	2.000	.000	7.499	1.875
(UXA083)	◇	MDAC 261/AEDC 52 BODY-TAIL. B1T14 (TAIL FIN. T3)	4.140	.000	7.499	1.875
(UXA086)	△	MDAC 261/AEDC 52 BODY-TAIL. B1T14 (TAIL FIN. T3)	10.430	.000	7.499	1.875
(UXA088)	◭	MDAC 261/AEDC 52 BODY-TAIL. B1T14 (TAIL FIN. T3)	14.890	.000	7.499	1.875
(UXA090)	◺	MDAC 261/AEDC 52 BODY-TAIL. B1T14 (TAIL FIN. T3)	19.400	.000	7.499	1.875

REFERENCE INFORMATION

SREF	7.0380	SQ IN.
LREF	7.4990	IN.
BREF	1.8750	IN.
XMRP	.6200	IN.
YMRP	.0000	IN.
ZMRP	.0000	IN.
SCALE	.0000	

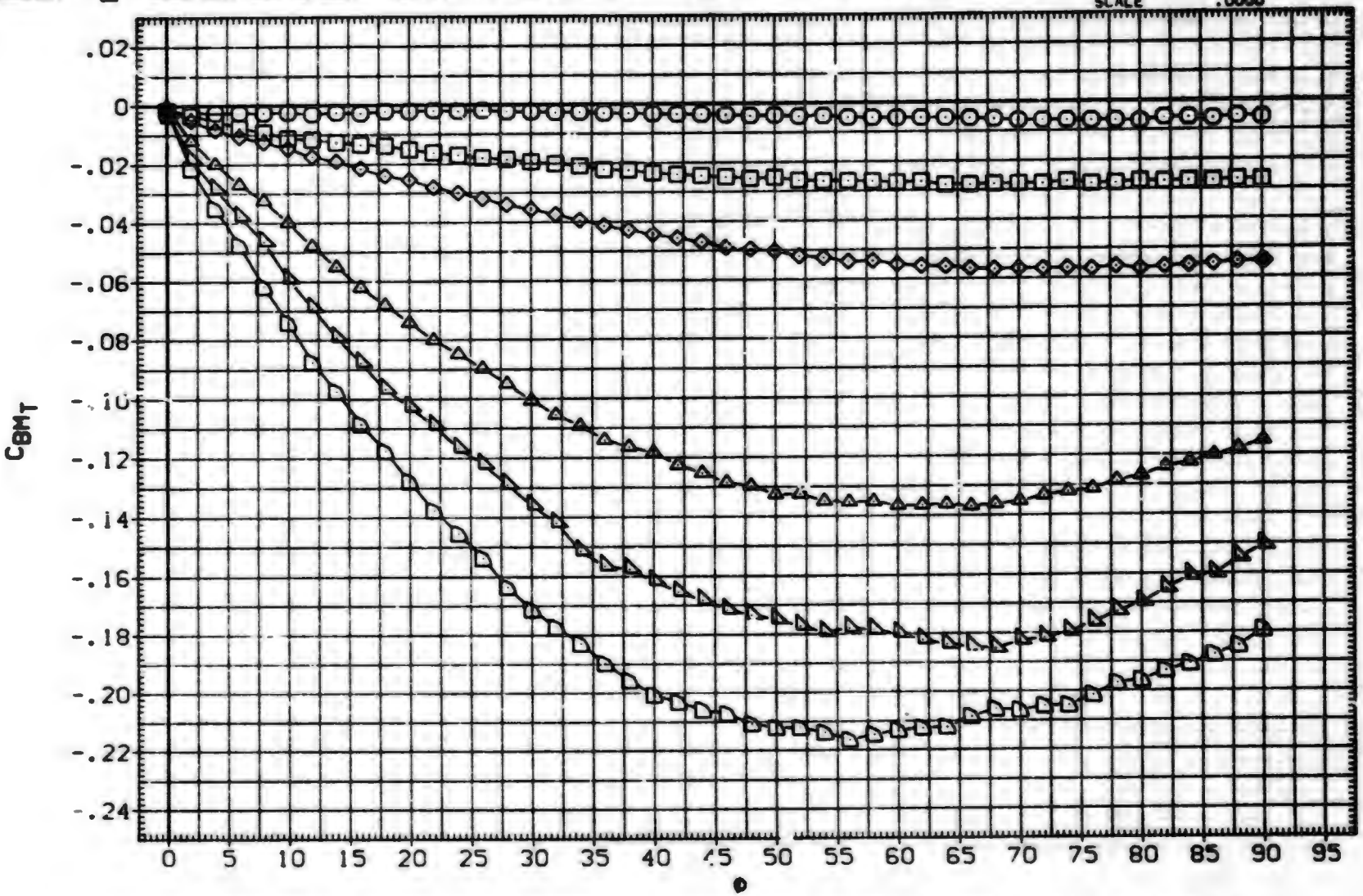

FIN AERODYNAMIC CHARACTERISTICS AS A FUNCTION OF ROLL ANGLE. B1T14 (FIN 3)

(E)MACH = 1.76

DATA SET	SYMBOL	CONFIGURATION DESCRIPTION	ALPHA	LAMBDA	RT.CRD	SCMSPN
(UXA080)	○	MDAC 261/AEDC 52 BODY-TAIL. B1T14 (TAIL FIN. T3)	.000	.000	7.499	1.875
(UXA082)	□	MDAC 261/AEDC 52 BODY-TAIL. B1T14 (TAIL FIN. T3)	2.000	.000	7.499	1.875
(UXA083)	◇	MDAC 261/AEDC 52 BODY-TAIL. B1T14 (TAIL FIN. T3)	4.140	.000	7.499	1.875
(UXA086)	△	MDAC 261/AEDC 52 BODY-TAIL. B1T14 (TAIL FIN. T3)	10.430	.000	7.499	1.875
(UXA088)	◭	MDAC 261/AEDC 52 BODY-TAIL. B1T14 (TAIL FIN. T3)	14.890	.000	7.499	1.875
(UXA090)	◺	MDAC 261/AEDC 52 BODY-TAIL. B1T14 (TAIL FIN. T3)	19.400	.000	7.499	1.875

REFERENCE INFORMATION

SREF	7.0380	SQ. IN.
LREF	7.4990	IN.
BREF	1.8750	IN.
XMRP	.6200	IN.
YMRP	.0000	IN.
ZMRP	.0000	IN.
SCALE	.0000	

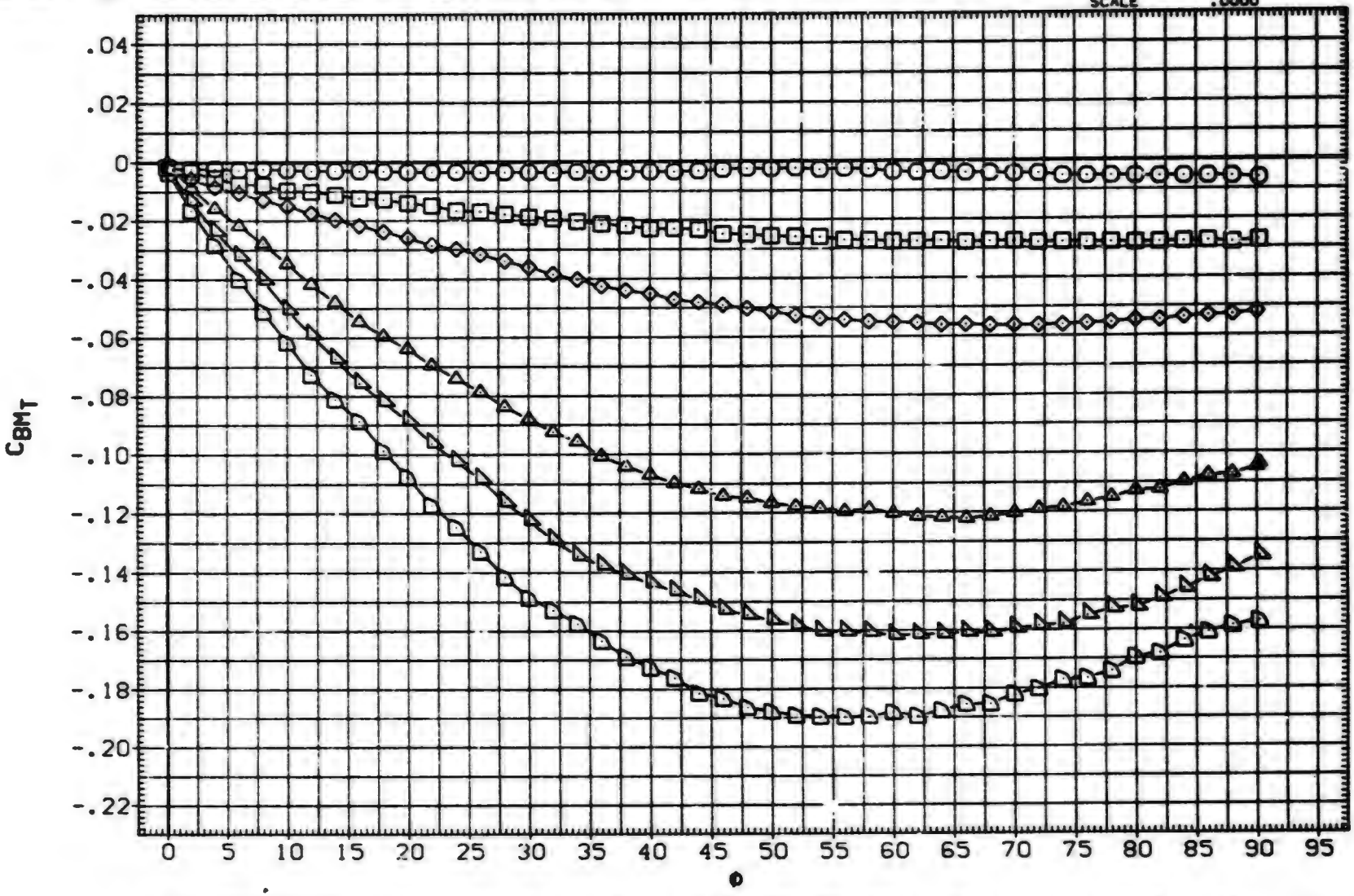

FIN AERODYNAMIC CHARACTERISTICS AS A FUNCTION OF ROLL ANGLE. B1T14 (FIN 3)

(F)MACH = 2.00

DATA SET	SYMBOL	CONFIGURATION DESCRIPTION	ALPHA	LAMBDA	RT.CRD	SEMSPN
(UXA080)	○	MDAC 261/AEDC 52 BODY-TAIL. B1T14 (TAIL FIN. T3)	.000	.000	7.499	1.875
(UXA082)	□	MDAC 261/AEDC 52 BODY-TAIL. B1T14 (TAIL FIN. T3)	2.000	.000	7.499	1.875
(UXA083)	◇	MDAC 261/AEDC 52 BODY-TAIL. B1T14 (TAIL FIN. T3)	4.140	.000	7.499	1.875
(UXA086)	△	MDAC 261/AEDC 52 BODY-TAIL. B1T14 (TAIL FIN. T3)	10.430	.000	7.499	1.875
(UXA088)	◭	MDAC 261/AEDC 52 BODY-TAIL. B1T14 (TAIL FIN. T3)	14.890	.000	7.499	1.875
(UXA090)	◺	MDAC 261/AEDC 52 BODY-TAIL. B1T14 (TAIL FIN. T3)	19.400	.000	7.499	1.875

REFERENCE INFORMATION		
SREF	7.0380	SQ. IN.
LREF	7.4990	IN.
BREF	1.8750	IN.
XMRP	.6200	IN.
YMRP	.0000	IN.
ZMRP	.0000	IN.
SCALE	.0000	

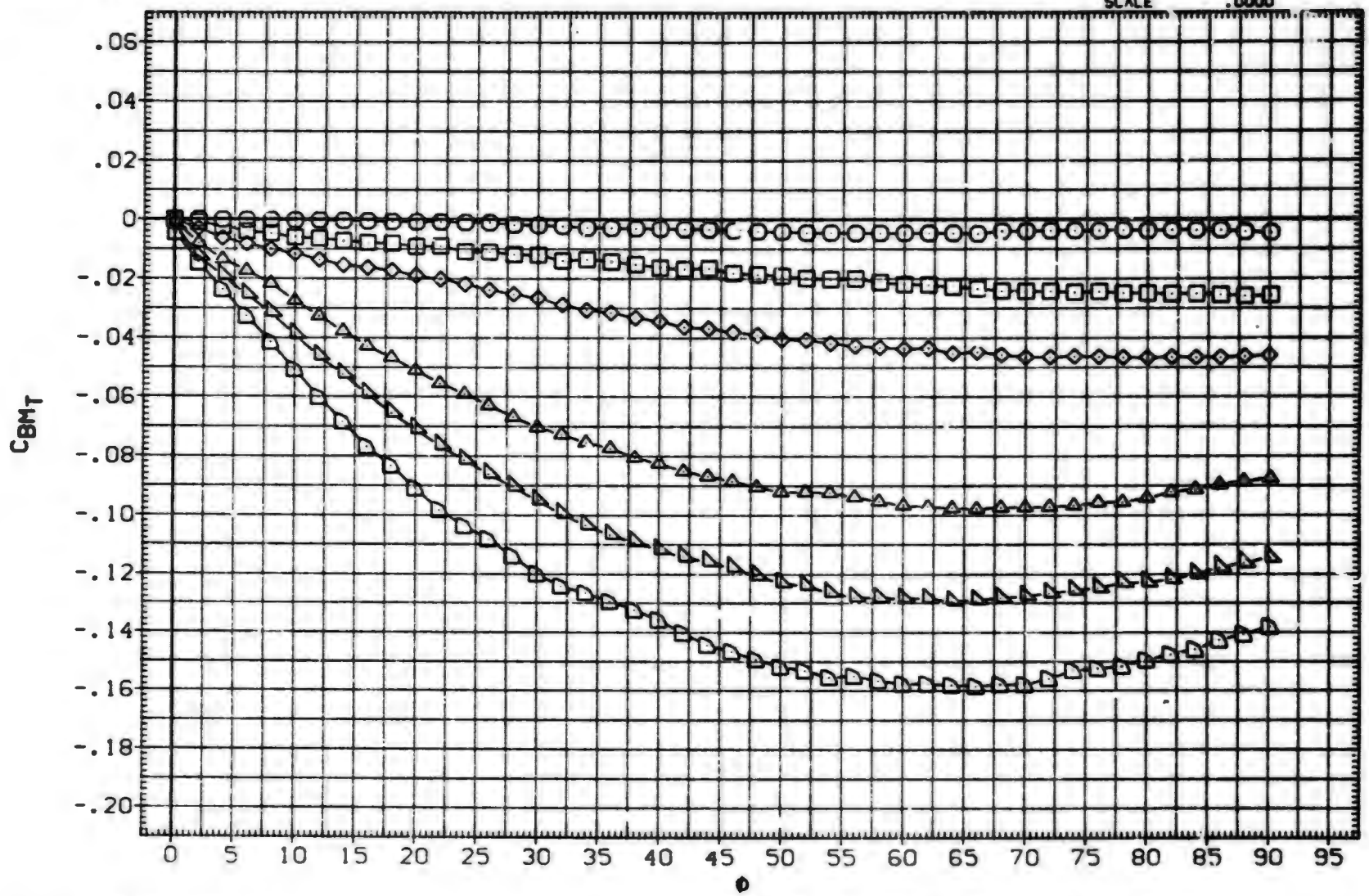

FIN AERODYNAMIC CHARACTERISTICS AS A FUNCTION OF ROLL ANGLE. B1T14 (FIN 3)

(C)MACH = 2.50

DATA SET	SYMBOL	CONFIGURATION DESCRIPTION	ALPHA	LAMBDA	RT.CRD	SEMSPN
(UXA080)	○	MDAC 261/AEDC 52 BODY-TAIL. B1T14 (TAIL FIN. T3)	.000	.000	7.499	1.875
(UXA082)	□	MDAC 261/AEDC 52 BODY-TAIL. B1T14 (TAIL FIN. T3)	2.000	.000	7.499	1.875
(UXA083)	◇	MDAC 261/AEDC 52 BODY-TAIL. B1T14 (TAIL FIN. T3)	4.140	.000	7.499	1.875
(UXA086)	△	MDAC 261/AEDC 52 BODY-TAIL. B1T14 (TAIL FIN. T3)	10.430	.000	7.499	1.875
(UXA088)	◺	MDAC 261/AEDC 52 BODY-TAIL. B1T14 (TAIL FIN. T3)	14.830	.000	7.499	1.875
(UXA090)	◸	MDAC 261/AEDC 52 BODY-TAIL. B1T14 (TAIL FIN. T3)	19.400	.000	7.499	1.875

REFERENCE INFORMATION		
SREF	7.0380	SQ.IN.
LREF	7.4990	IN.
BREF	1.8750	IN.
XMRP	.6200	IN.
YMRP	.0000	IN.
ZMRP	.0000	IN.
SCALE	.0000	

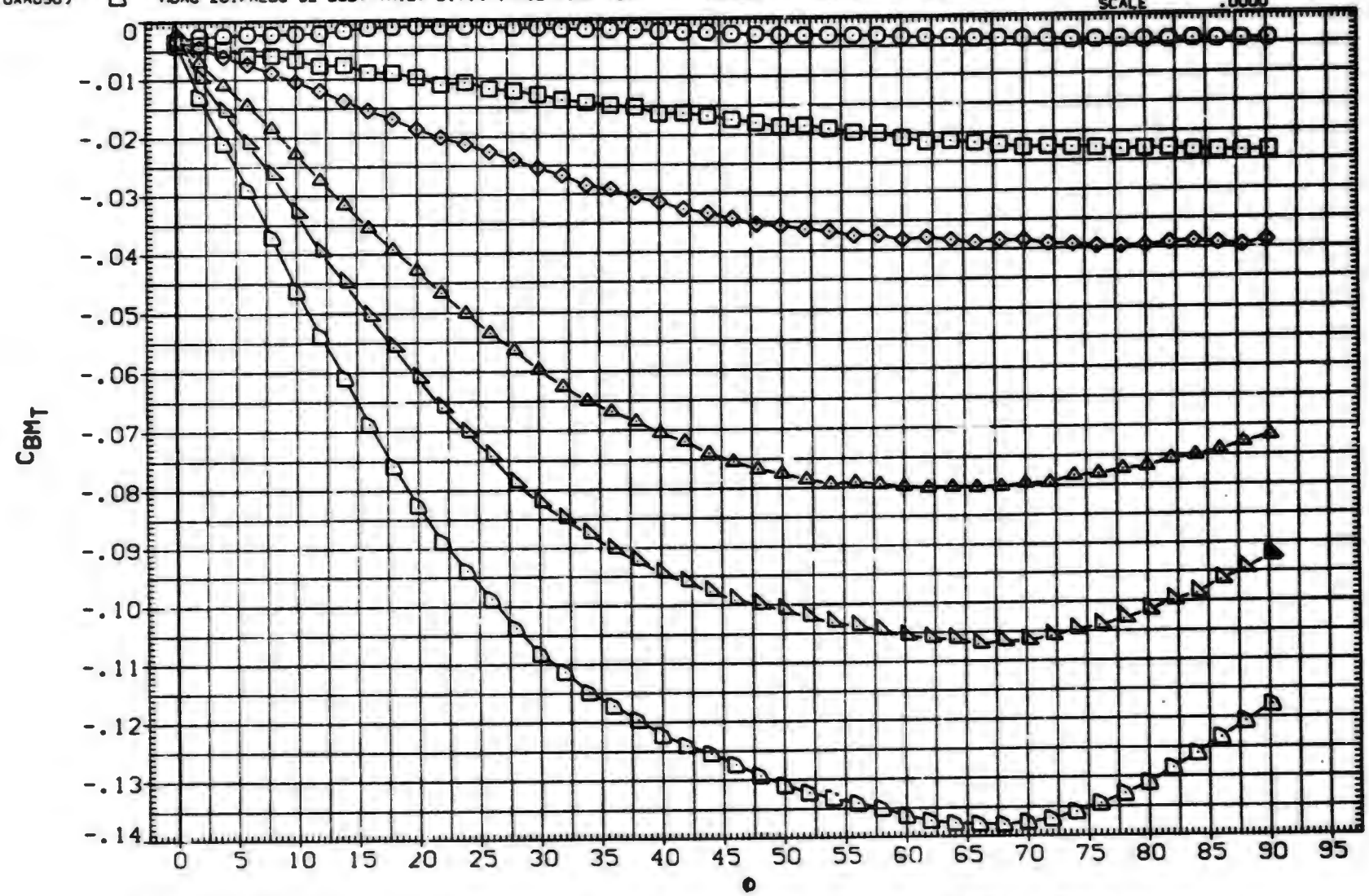

FIN AERODYNAMIC CHARACTERISTICS AS A FUNCTION OF ROLL ANGLE, B1T14 (FIN 3)

(H)MACH = 3.01

DATA SET	SYMBOL	CONFIGURATION DESCRIPTION	ALPHA	LAMBDA	RT.CRD	SEMSPN
(UXA080)	○	MDAC 261/AEDC 52 BODY-TAIL. B1T14 (TAIL FIN. T3)	.000	.000	7.499	1.875
(UXA082)	□	MDAC 261/AEDC 52 BODY-TAIL. B1T14 (TAIL FIN. T3)	2.000	.000	7.499	1.875
(UXA083)	◇	MDAC 261/AEDC 52 BODY-TAIL. B1T14 (TAIL FIN. T3)	4.140	.000	7.499	1.875
(UXA086)	△	MDAC 261/AEDC 52 BODY-TAIL. B1T14 (TAIL FIN. T3)	10.430	.000	7.499	1.875
(UXA088)	◁	MDAC 261/AEDC 52 BODY-TAIL. B1T14 (TAIL FIN. T3)	14.890	.000	7.499	1.875
(UXA090)	▷	MDAC 261/AEDC 52 BODY-TAIL. B1T14 (TAIL FIN. T3)	19.400	.000	7.499	1.875

REFERENCE INFORMATION		
SREF	7.0380	SQ. IN.
LREF	7.4990	IN.
BREF	1.8750	IN.
XMRP	.6200	IN.
YMRP	.0000	IN.
ZMRP	.0000	IN.
SCALE	.0000	

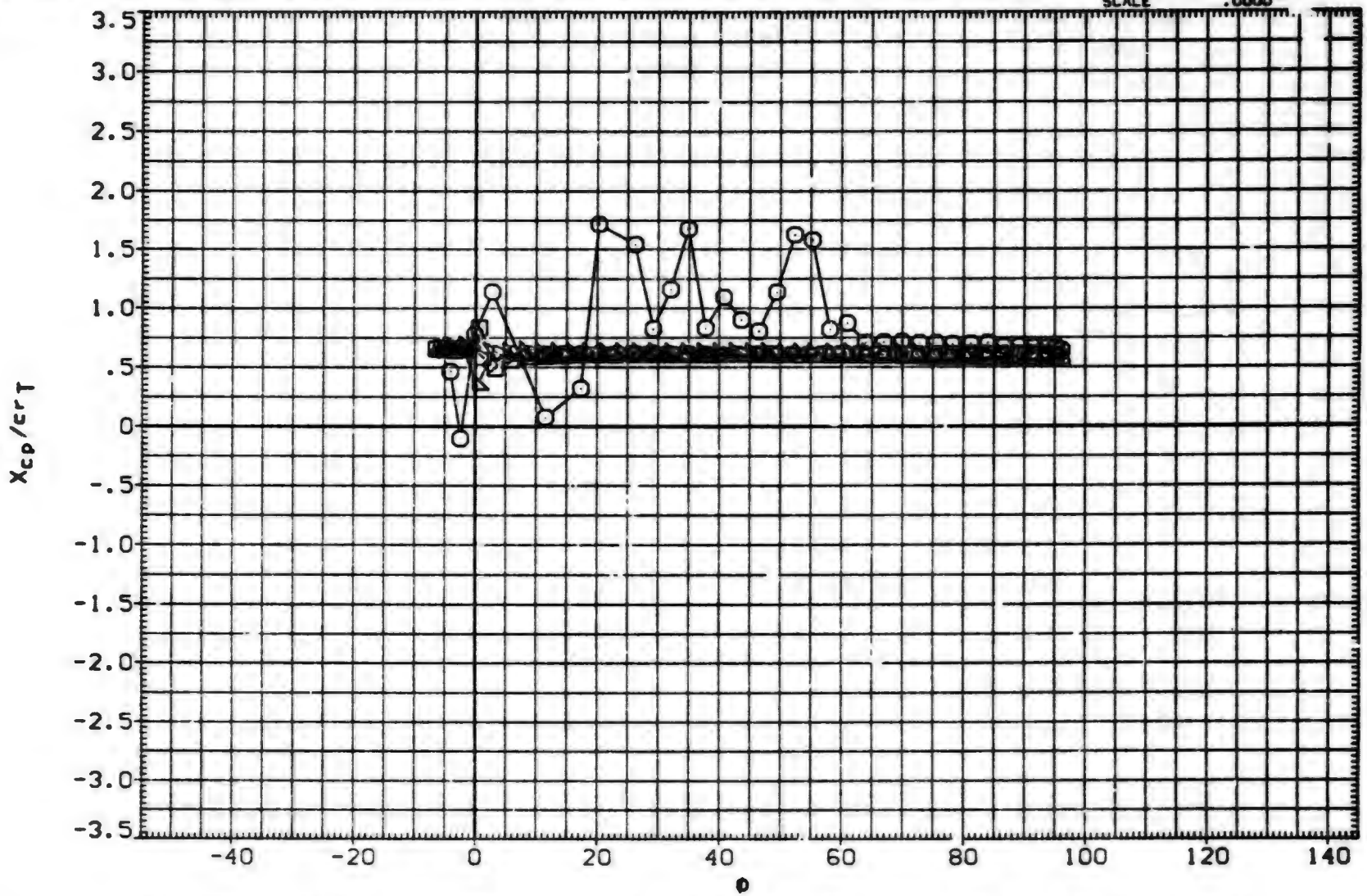

FIN AERODYNAMIC CHARACTERISTICS AS A FUNCTION OF ROLL ANGLE. B1T14 (FIN 3)

(A)MACH = .80

DATA SET	SYMBOL	CONFIGURATION DESCRIPTION	ALPHA	LAMBDA	RT.CRD	SEMSPN
(UXA080)	○	DATA NOT AVAILABLE	.000	.000	7.499	1.875
(UXA082)	□	DATA NOT AVAILABLE	2.000	.000	7.499	1.875
(UXA083)	◇	MDAC 261/AEDC 52 BODY-TAIL. B1T14 (TAIL FIN. T3)	4.140	.000	7.499	1.875
(UXA086)	◇	MDAC 261/AEDC 52 BODY-TAIL. B1T14 (TAIL FIN. T3)	10.430	.000	7.499	1.875
(UXA088)	△	MDAC 261/AEDC 52 BODY-TAIL. B1T14 (TAIL FIN. T3)	14.890	.000	7.499	1.875
(UXA090)	D	MDAC 261/AEDC 52 BODY-TAIL. B1T14 (TAIL FIN. T3)	19.400	.000	7.499	1.875

REFERENCE INFORMATION

SREF	7.0380	SQ. IN.
LREF	7.4990	IN.
BREF	1.8750	IN.
XMRP	.6200	IN.
YMRP	.0000	IN.
ZMRP	.0000	IN.
SCALE	.0000	

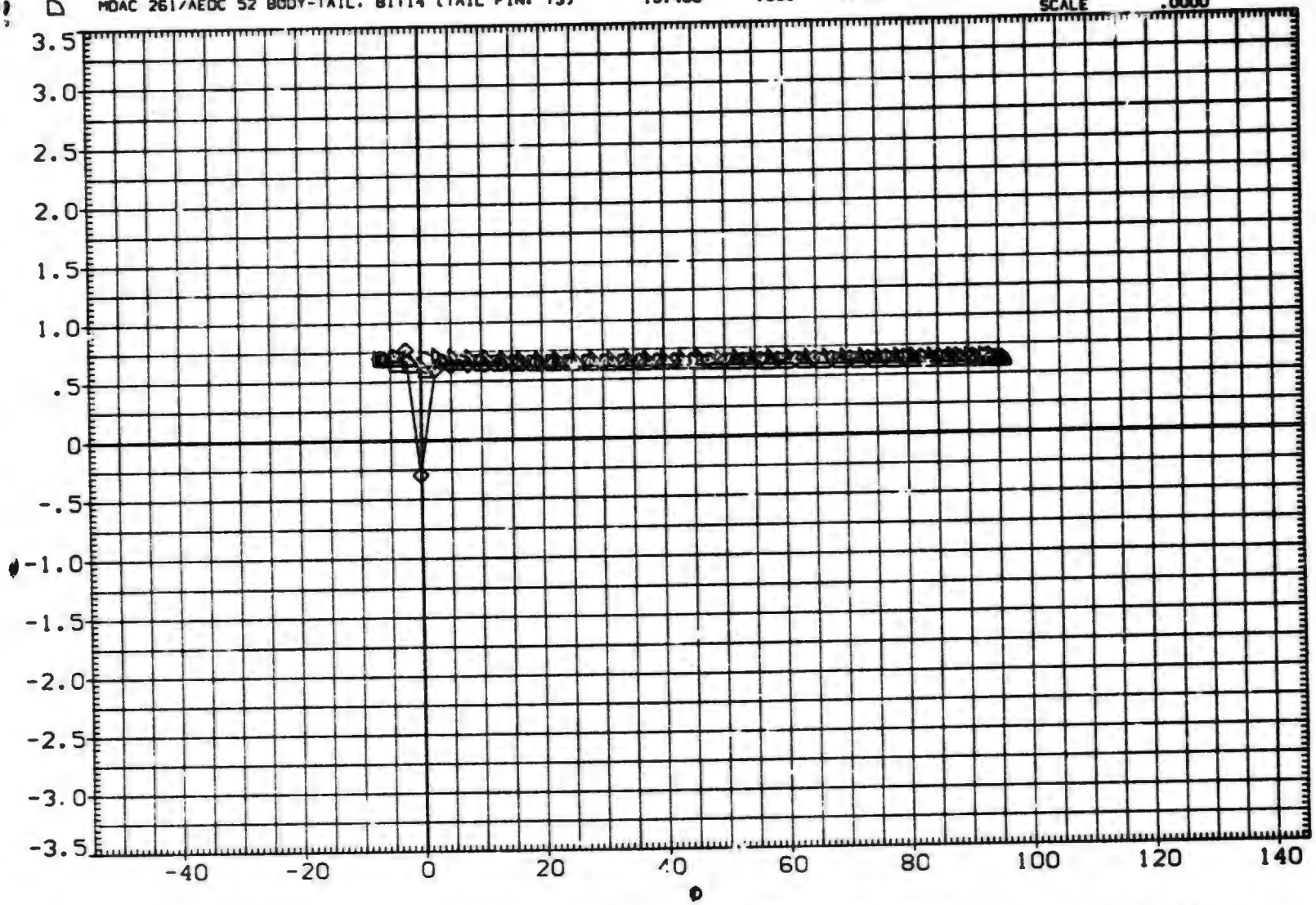

FIN AERODYNAMIC CHARACTERISTICS AS A FUNCTION OF ROLL ANGLE. B1T14 (FIN 3)

(B)MACH = 1.01

DATA SET	SYMBOL	CONFIGURATION DESCRIPTION	ALPHA	LAMBDA	RT.CRD	SEMSPN
(UXA080)	○	MDAC 261/AEDC 52 BODY-TAIL. B1T14 (TAIL FIN. T3)	.000	.000	7.499	1.875
(UXA082)	□	MDAC 261/AEDC 52 BODY-TAIL. B1T14 (TAIL FIN. T3)	2.000	.000	7.499	1.875
(UXA083)	◇	MDAC 261/AEDC 52 BODY-TAIL. B1T14 (TAIL FIN. T3)	4.140	.000	7.499	1.875
(UXA086)	△	MDAC 261/AEDC 52 BODY-TAIL. B1T14 (TAIL FIN. T3)	10.430	.000	7.499	1.875
(UXA088)	◁	DATA NOT AVAILABLE	14.890	.000	7.499	1.875
(UXA090)	▷	DATA NOT AVAILABLE	19.400	.000	7.499	1.875

REFERENCE INFORMATION

SREF	7.0380	SQ. IN.
LREF	7.4990	IN.
BREF	1.8750	IN.
XMRP	.6200	IN.
YMRP	.0000	IN.
ZMRP	.0000	IN.
SCALE	.0000	

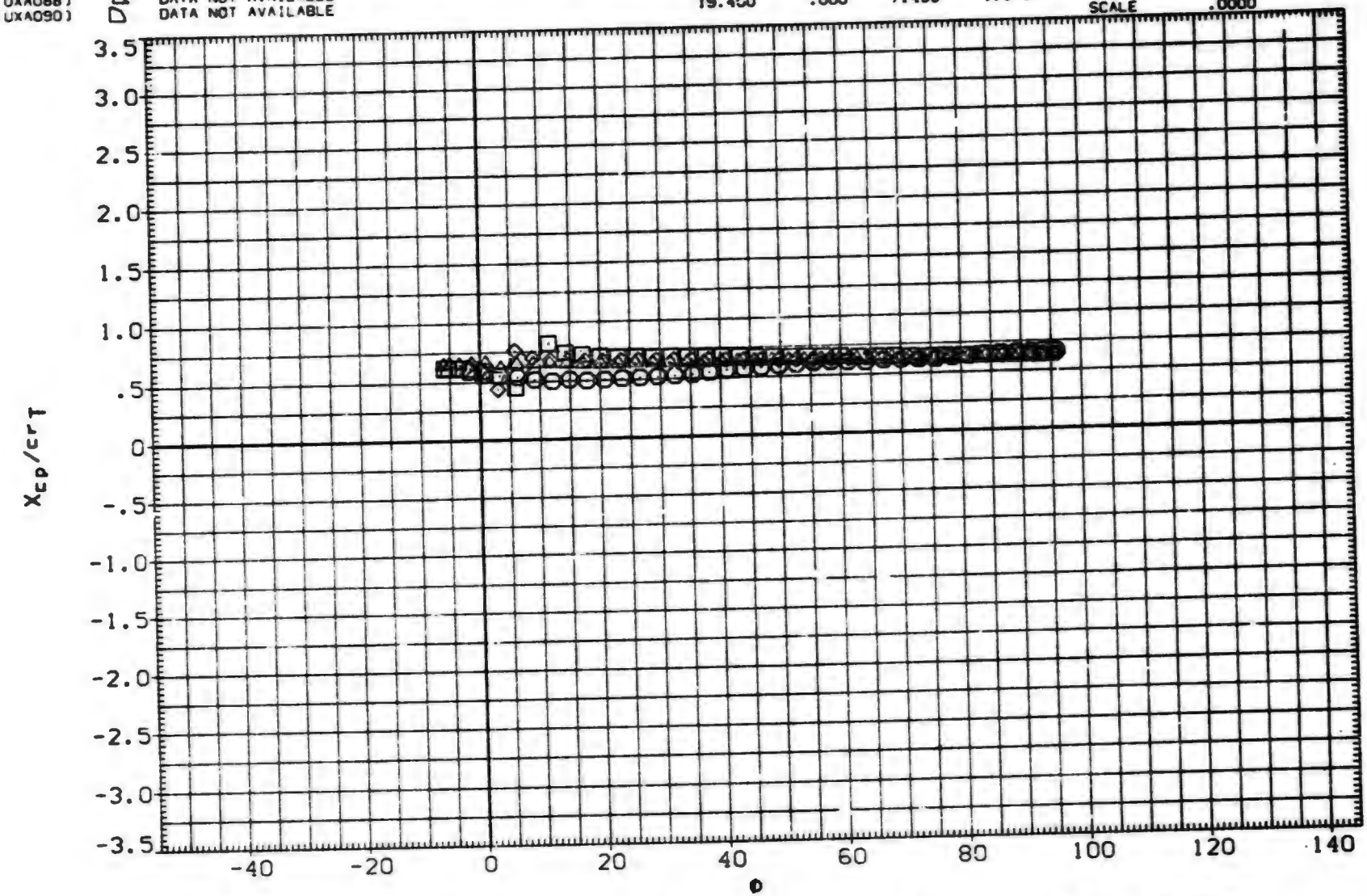

FIN AERODYNAMIC CHARACTERISTICS AS A FUNCTION OF ROLL ANGLE, B1T14 (FIN 3)

(C)MACH = 1.18

DATA SET	SYMBOL	CONFIGURATION DESCRIPTION	ALTW.	LAMBDA	RT.CRD	SEMSPN
(UXA080)	○	DATA NOT AVAILABLE	.000	.000	7.499	1.875
(UXA082)	□	DATA NOT AVAILABLE	2.000	.000	7.499	1.875
(UXA083)	◇	DATA NOT AVAILABLE	4.140	.000	7.499	1.875
(UXA086)	◁	DATA NOT AVAILABLE	10.430	.000	7.499	1.875
(UXA088)	△	MDAC 261/AEDC 52 BODY-TAIL. B1T14 (TAIL FIN. T3)	14.890	.000	7.499	1.875
(UXA090)	▷	MDAC 261/AEDC 52 BODY-TAIL. B1T14 (TAIL FIN. T3)	19.400	.000	7.499	1.875

REFERENCE INFORMATION		
SREF	7.0380	SQ.IN.
LREF	7.4990	IN.
BREF	1.8750	IN.
XMRP	.6200	IN.
YMRP	.0000	IN.
ZMRP	.0000	IN.
SCALE	.0000	

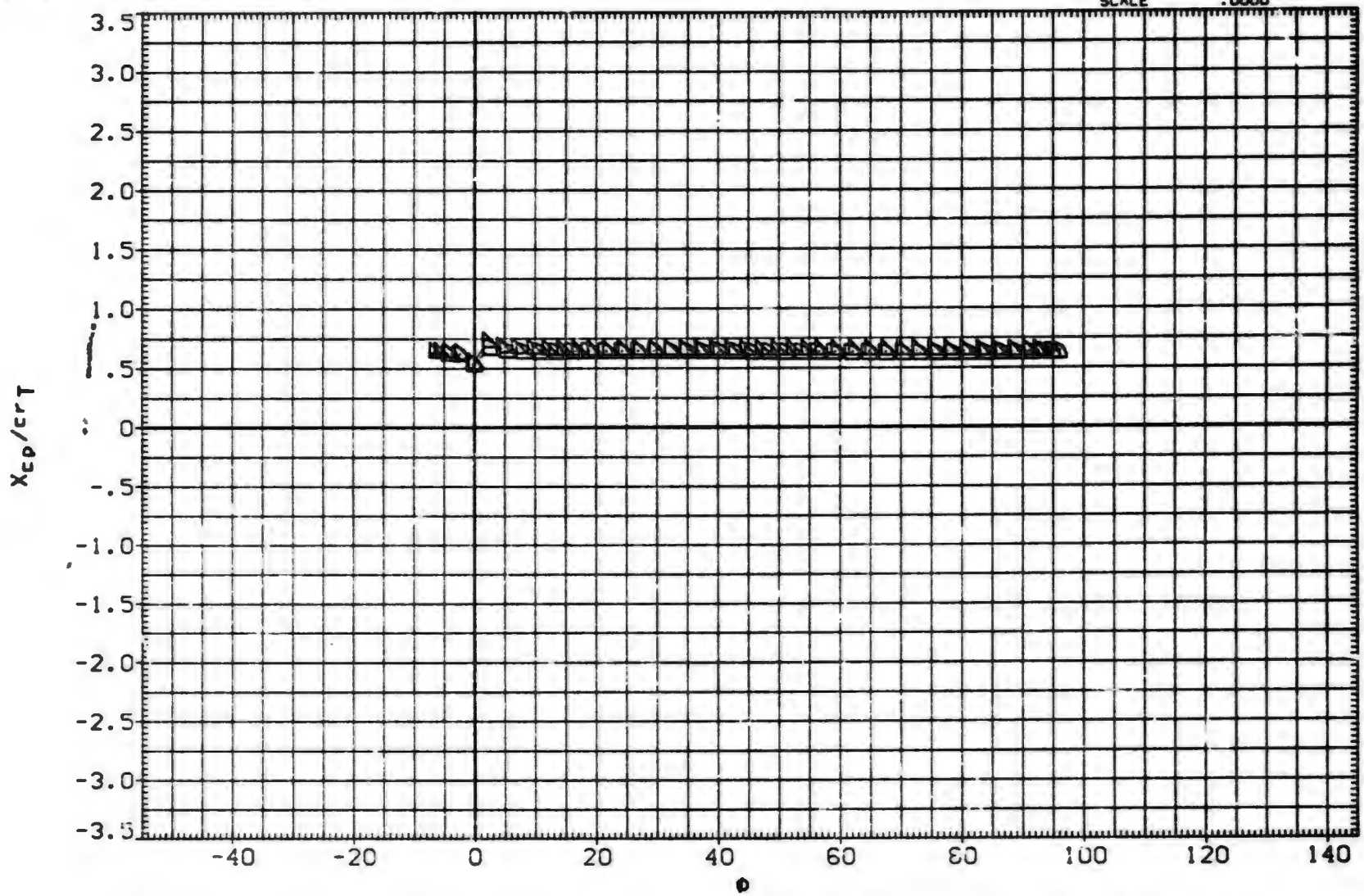

FIN AERODYNAMIC CHARACTERISTICS AS A FUNCTION OF ROLL ANGLE. B1T14 (FIN 3)

(D)MACH = 1.22

DATA SET	SYMBOL	CONFIGURATION DESCRIPTION	ALPHA	LAMBDA	RT.CRD	SEMSPN
(UXA080)	○	MDAC 261/AEDC 52 BODY-TAIL. B1T14 (TAIL FIN. T3)	.000	.000	7.499	1.875
(UXA082)	□	MDAC 261/AEDC 52 BODY-TAIL. B1T14 (TAIL FIN. T3)	2.000	.000	7.499	1.875
(UXA083)	◇	MDAC 261/AEDC 52 BODY-TAIL. B1T14 (TAIL FIN. T3)	4.140	.000	7.499	1.875
(UXA086)	△	MDAC 261/AEDC 52 BODY-TAIL. B1T14 (TAIL FIN. T3)	10.430	.000	7.499	1.875
(UXA088)	△	MDAC 261/AEDC 52 BODY-TAIL. B1T14 (TAIL FIN. T3)	14.890	.000	7.499	1.875
(UXA090)	△	MDAC 261/AEDC 52 BODY-TAIL. B1T14 (TAIL FIN. T3)	19.400	.000	7.499	1.875

REFERENCE INFORMATION

SREF	7.0380	SQ.IN.
LREF	7.4990	IN.
BREF	1.8750	IN.
XMRP	.6200	IN.
YMRP	.0000	IN.
ZMRP	.0000	IN.
SCALE	.0000	

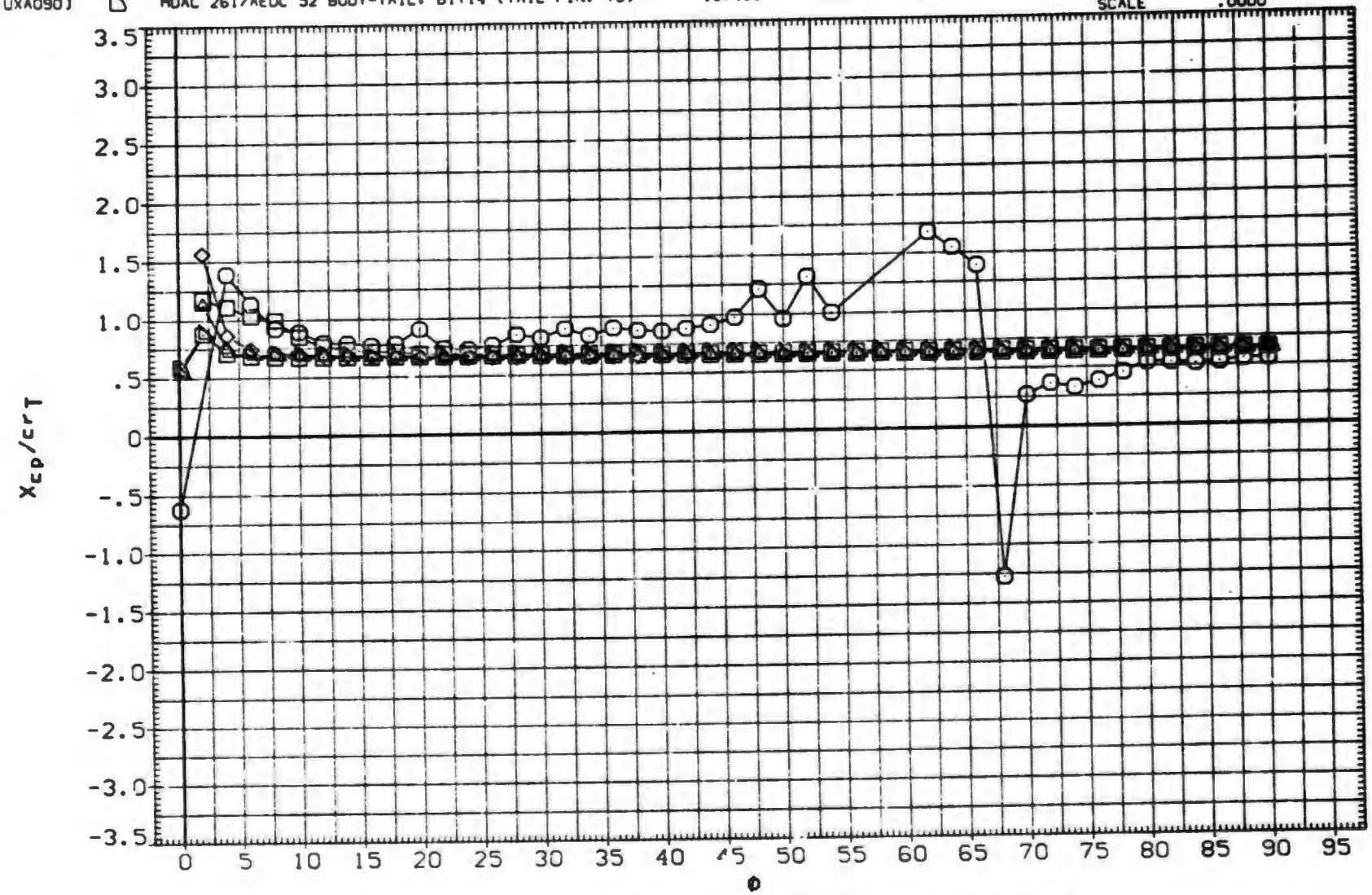

FIN AERODYNAMIC CHARACTERISTICS AS A FUNCTION OF ROLL ANGLE. B1T14 (FIN 3)

(E)MACH = 1.76

DATA SET	SYMBOL	CONFIGURATION DESCRIPTION	ALPHA	LAMBDA	RT.CRD	SEMSPN
(UXA080)	○	MDAC 261/AEDC 52 BODY-TAIL. BIT14 (TAIL FIN. T3)	.000	.000	7.499	1.875
(UXA082)	□	MDAC 261/AEDC 52 BODY-TAIL. BIT14 (TAIL FIN. T3)	2.000	.000	7.499	1.875
(UXA083)	◇	MDAC 261/AEDC 52 BODY-TAIL. BIT14 (TAIL FIN. T3)	4.140	.000	7.499	1.875
(UXA086)	△	MDAC 261/AEDC 52 BODY-TAIL. BIT14 (TAIL FIN. T3)	10.430	.000	7.499	1.875
(UXA088)	◁	MDAC 261/AEDC 52 BODY-TAIL. BIT14 (TAIL FIN. T3)	14.890	.000	7.499	1.875
(UXA090)	▷	MDAC 261/AEDC 52 BODY-TAIL. BIT14 (TAIL FIN. T3)	19.400	.000	7.499	1.875

REFERENCE INFORMATION

SREF	7.0380	SQ. IN.
LREF	7.4390	IN.
BREF	1.8750	IN.
XMRP	.6200	IN.
YMRP	.0000	IN.
ZMRP	.0000	IN.
SCALE	.0000	

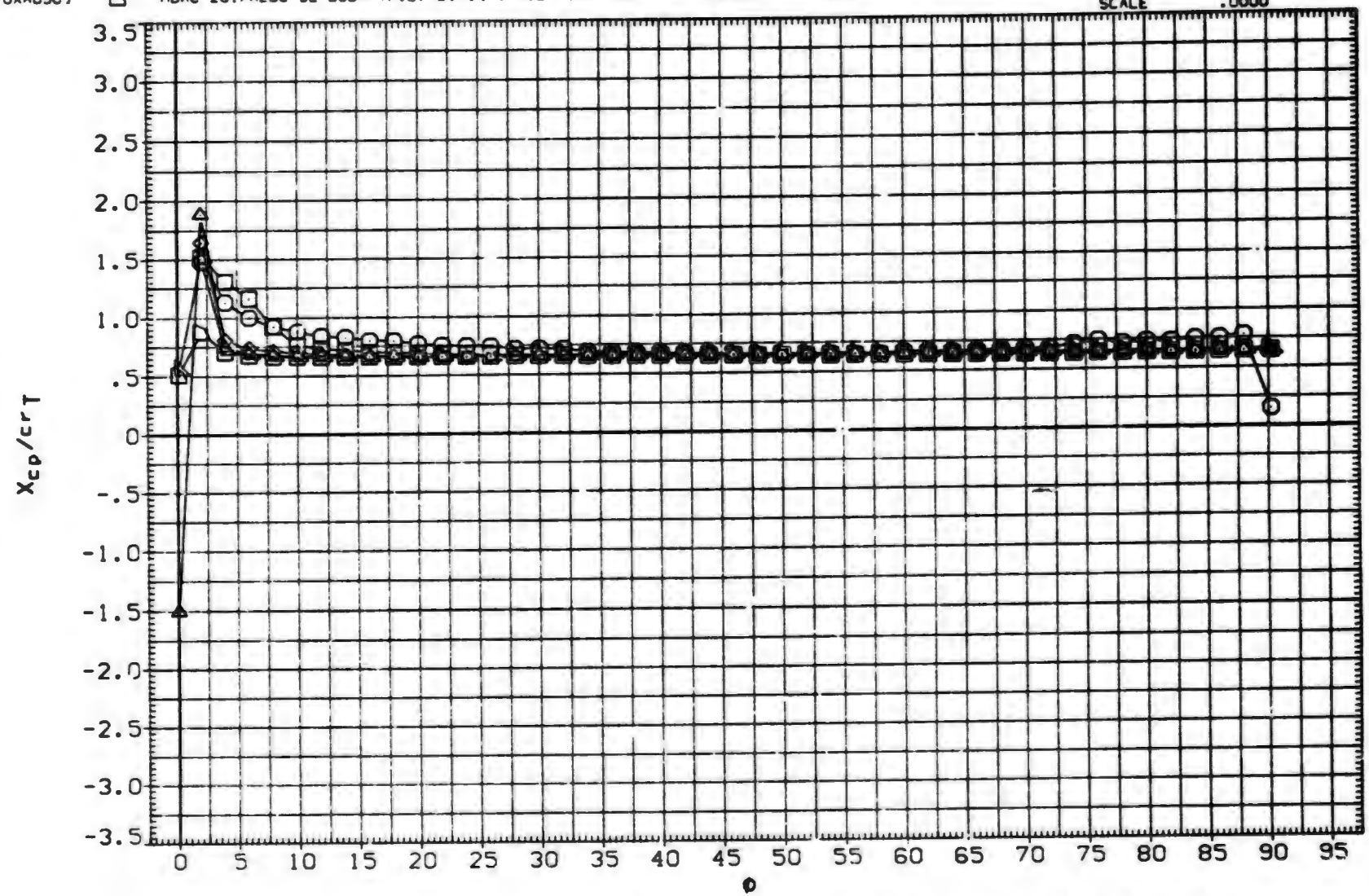

FIN AERODYNAMIC CHARACTERISTICS AS A FUNCTION OF ROLL ANGLE. BIT14 (FIN 3)

(F)MACH = 2.00

DATA SET	SYMBOL	CONFIGURATION DESCRIPTION	ALPHA	LAMBDA	RT.CRD	SEMSPN
(UXA080)	○	MDAC 261/AEDC 52 BODY-TAIL. B1T14 (TAIL FIN. T3)	.000	.000	7.499	1.875
(UXA082)	□	MDAC 261/AEDC 52 BODY-TAIL. B1T14 (TAIL FIN. T3)	2.000	.000	7.499	1.875
(UXA083)	◇	MDAC 261/AEDC 52 BODY-TAIL. B1T14 (TAIL FIN. T3)	4.140	.000	7.499	1.875
(UXA086)	△	MDAC 261/AEDC 52 BODY-TAIL. B1T14 (TAIL FIN. T3)	10.430	.000	7.499	1.875
(UXA088)	◁	MDAC 261/AEDC 52 BODY-TAIL. B1T14 (TAIL FIN. T3)	14.890	.000	7.499	1.875
(UXA090)	▷	MDAC 261/AEDC 52 BODY-TAIL. B1T14 (TAIL FIN. T3)	19.400	.000	7.499	1.875

REFERENCE INFORMATION		
SREF	7.0380	SQ. IN.
LREF	7.4990	IN.
BREF	1.8750	IN.
XMRP	.6200	IN.
YMRP	.0000	IN.
ZMRP	.0000	IN.
SCALE	.0000	

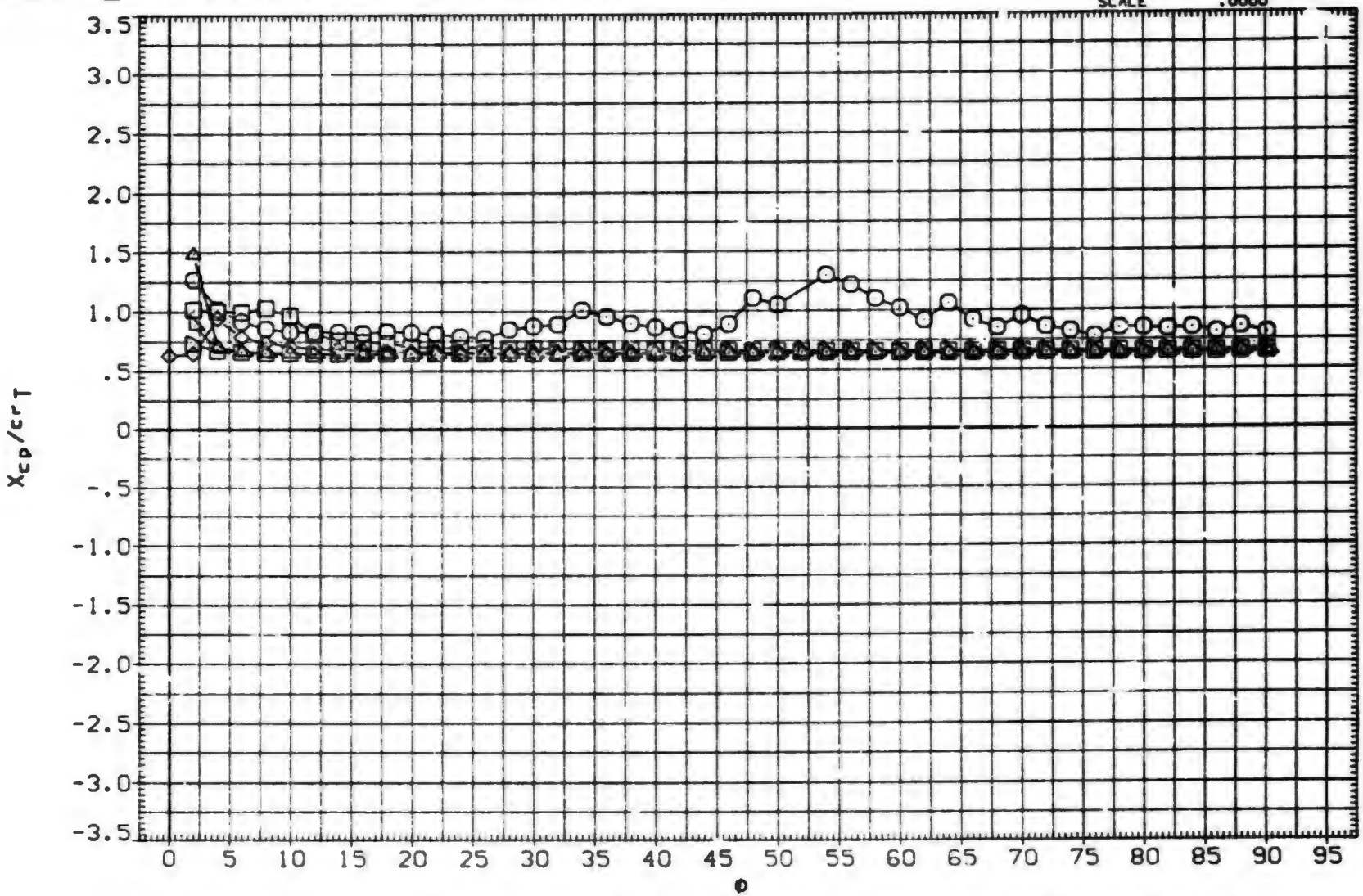

FIN AERODYNAMIC CHARACTERISTICS AS A FUNCTION OF ROLL ANGLE. B1T14 (FIN 3)

(G)MACH = 2.50

DATA SET	SYMBOL	CONFIGURATION DESCRIPTION	ALPHA	LAMBDA	RT.CRD	SEMSPN
(UXA080)	○	MDAC 261/AEDC 52 BODY-TAIL. B1T14 (TAIL FIN. T3)	.000	.000	7.499	1.875
(UXA082)	□	MDAC 261/AEDC 52 BODY-TAIL. B1T14 (TAIL FIN. T3)	2.000	.000	7.499	1.875
(UXA083)	◇	MDAC 261/AEDC 52 BODY-TAIL. B1T14 (TAIL FIN. T3)	4.140	.000	7.499	1.875
(UXA086)	△	MDAC 261/AEDC 52 BODY-TAIL. B1T14 (TAIL FIN. T3)	10.430	.000	7.499	1.875
(UXA088)	◺	MDAC 261/AEDC 52 BODY-TAIL. B1T14 (TAIL FIN. T3)	14.890	.000	7.499	1.875
(UXA090)	D	MDAC 261/AEDC 52 BODY-TAIL. B1T14 (TAIL FIN. T3)	19.400	.000	7.499	1.875

REFERENCE INFORMATION		
SREF	7.0380	SQ.IN.
LREF	7.4990	IN.
BREF	1.8750	IN.
XMRP	.6200	IN.
YMRP	.0000	IN.
ZMRP	.0000	IN.
SCALE	.0000	

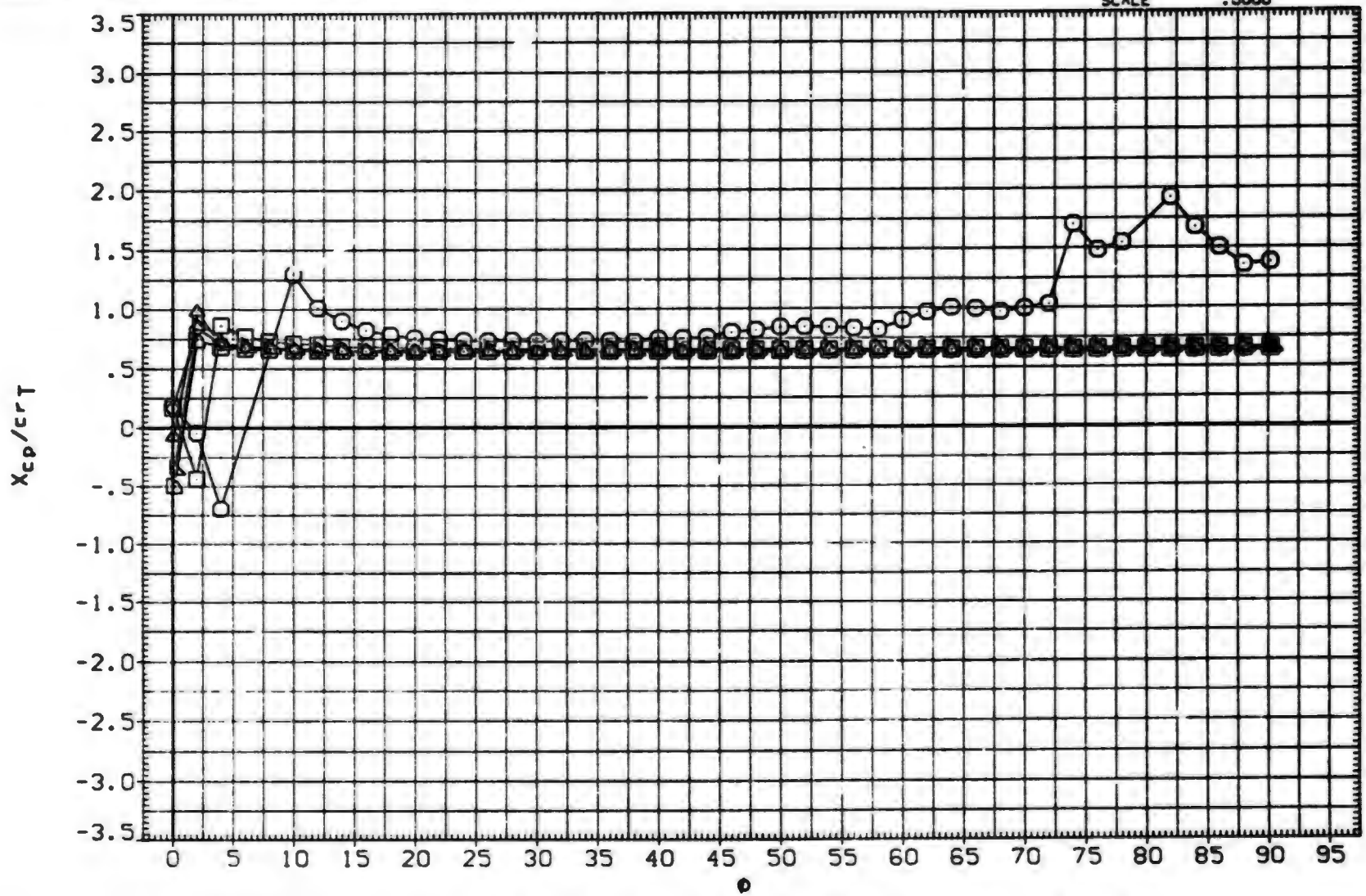

FIN AERODYNAMIC CHARACTERISTICS AS A FUNCTION OF ROLL ANGLE. B1T14 (FIN 3)

(H)MACH = 3.01

DATA SET	SYMBOL	CONFIGURATION DESCRIPTION	ALPHA	LAMBDA	RT.CRD	SEMSPN
(UXA080)	○	MDAC 261/AEDC 52 BODY-TAIL. B1T14 (TAIL FIN. T3)	.000	.000	7.499	1.875
(UXA082)	□	MDAC 261/AEDC 52 BODY-TAIL. B1T14 (TAIL FIN. T3)	2.000	.000	7.499	1.875
(UXA083)	◇	MDAC 261/AEDC 52 BODY-TAIL. B1T14 (TAIL FIN. T3)	4.140	.000	7.499	1.875
(UXA086)	△	MDAC 261/AEDC 52 BODY-TAIL. B1T14 (TAIL FIN. T3)	10.430	.000	7.499	1.875
(UXA088)	▷	MDAC 261/AEDC 52 BODY-TAIL. B1T14 (TAIL FIN. T3)	14.890	.000	7.499	1.875
(UXA090)	D	MDAC 261/AEDC 52 BODY-TAIL. B1T14 (TAIL FIN. T3)	19.400	.000	7.499	1.875

REFERENCE INFORMATION		
SREF	7.0380	SQ.IN.
LREF	7.4990	IN.
BREF	1.8750	IN.
XMRP	.6200	IN.
YMRP	.0000	IN.
ZMRP	.0000	IN.
SCALE	.0000	

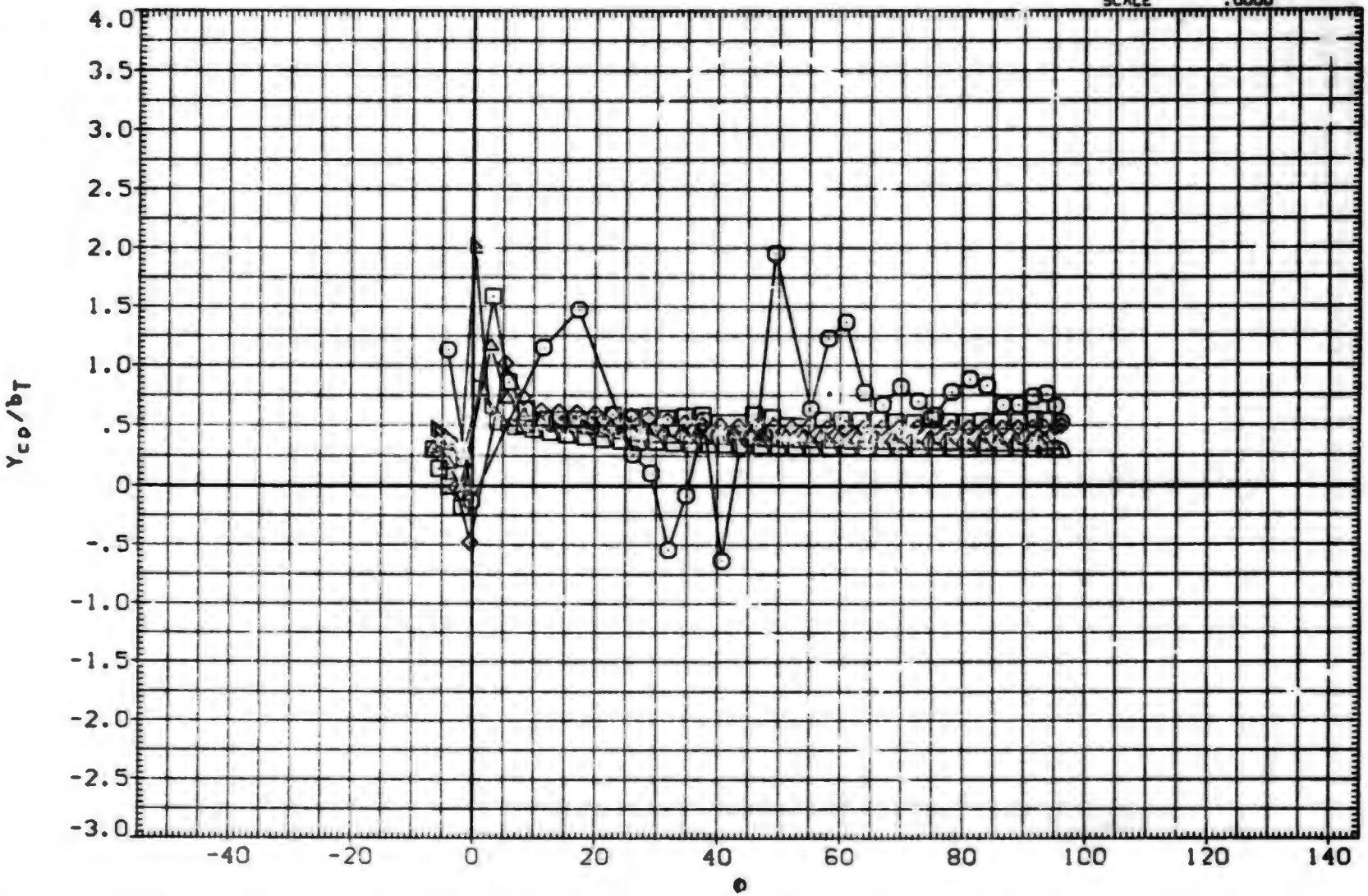

FIN AERODYNAMIC CHARACTERISTICS AS A FUNCTION OF ROLL ANGLE. B1T14 (FIN 3)

(A)MACH = .80

DATA SET	SYMBOL	CONFIGURATION DESCRIPTION	ALPHA	LAMBDA	RT.CRD	SEMSPN
(UXA080)	○	DATA NOT AVAILABLE	.000	.000	7.499	1.875
(UXA082)	□	DATA NOT AVAILABLE	2.000	.000	7.499	1.875
(UXA083)	◇	MDAC 261/AEDC 52 BODY-TAIL. B1T14 (TAIL FIN. T3)	4.140	.000	7.499	1.875
(UXA086)	◁	MDAC 261/AEDC 52 BODY-TAIL. B1T14 (TAIL FIN. T3)	10.430	.000	7.499	1.875
(UXA088)	△	MDAC 261/AEDC 52 BODY-TAIL. B1T14 (TAIL FIN. T3)	14.890	.000	7.499	1.875
(UXA090)	D	MDAC 261/AEDC 52 BODY-TAIL. B1T14 (TAIL FIN. T3)	19.400	.000	7.499	1.875

REFERENCE INFORMATION

SREF	7.0380	SQ. IN.
LREF	7.4990	IN.
BREF	1.8750	IN.
XMRP	.6200	IN.
YMRP	.0000	IN.
ZMRP	.0000	IN.
SCALE	.0000	

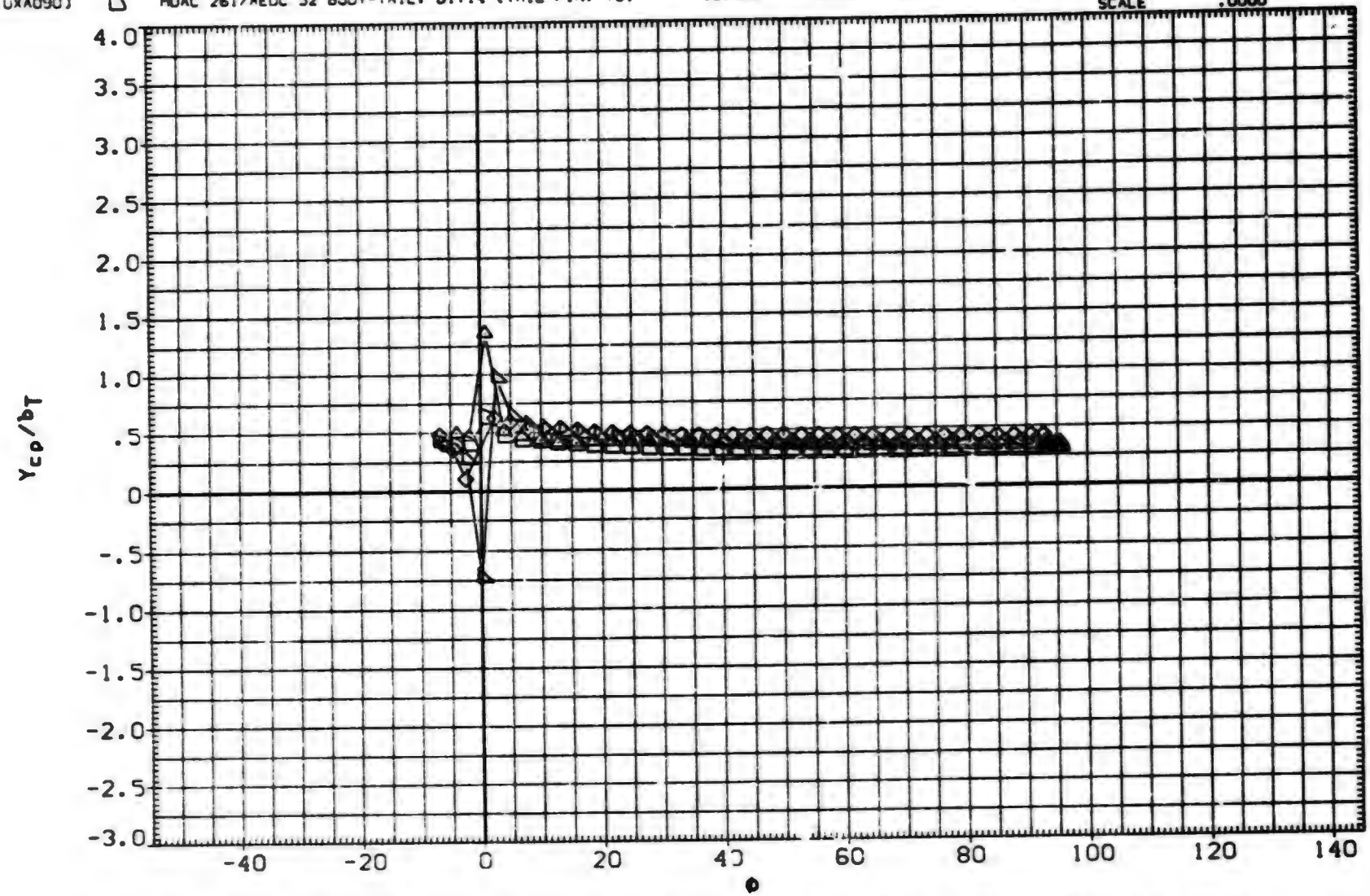

FIN AERODYNAMIC CHARACTERISTICS AS A FUNCTION OF ROLL ANGLE. B1T14 (FIN 3)

(B)MACH = 1.01

DATA SET	SYMBOL	CONFIGURATION DESCRIPTION	ALPHA	LAMBDA	RT.CRD	SEMSPN
(UXA080)	○	MDAC 261/AEDC 52 BODY-TAIL. B1T14 (TAIL FIN. T3)	.000	.000	7.499	1.875
(UXA082)	□	MDAC 261/AEDC 52 BODY-TAIL. B1T14 (TAIL FIN. T3)	2.000	.000	7.499	1.875
(UXA083)	◇	MDAC 261/AEDC 52 BODY-TAIL. B1T14 (TAIL FIN. T3)	4.140	.000	7.499	1.875
(UXA086)	△	MDAC 261/AEDC 52 BODY-TAIL. B1T14 (TAIL FIN. T3)	10.430	.000	7.499	1.875
(UXA088)	◭	DATA NOT AVAILABLE	14.890	.000	7.499	1.875
(UXA090)	◮	DATA NOT AVAILABLE	19.400	.000	7.499	1.875

REFERENCE INFORMATION		
SREF	7.0380	SQ. IN.
LREF	7.4990	IN.
BREF	1.8750	IN.
XMRP	.6200	IN.
YMRP	.0000	IN.
ZMRP	.0000	IN.
SCALE	.0000	

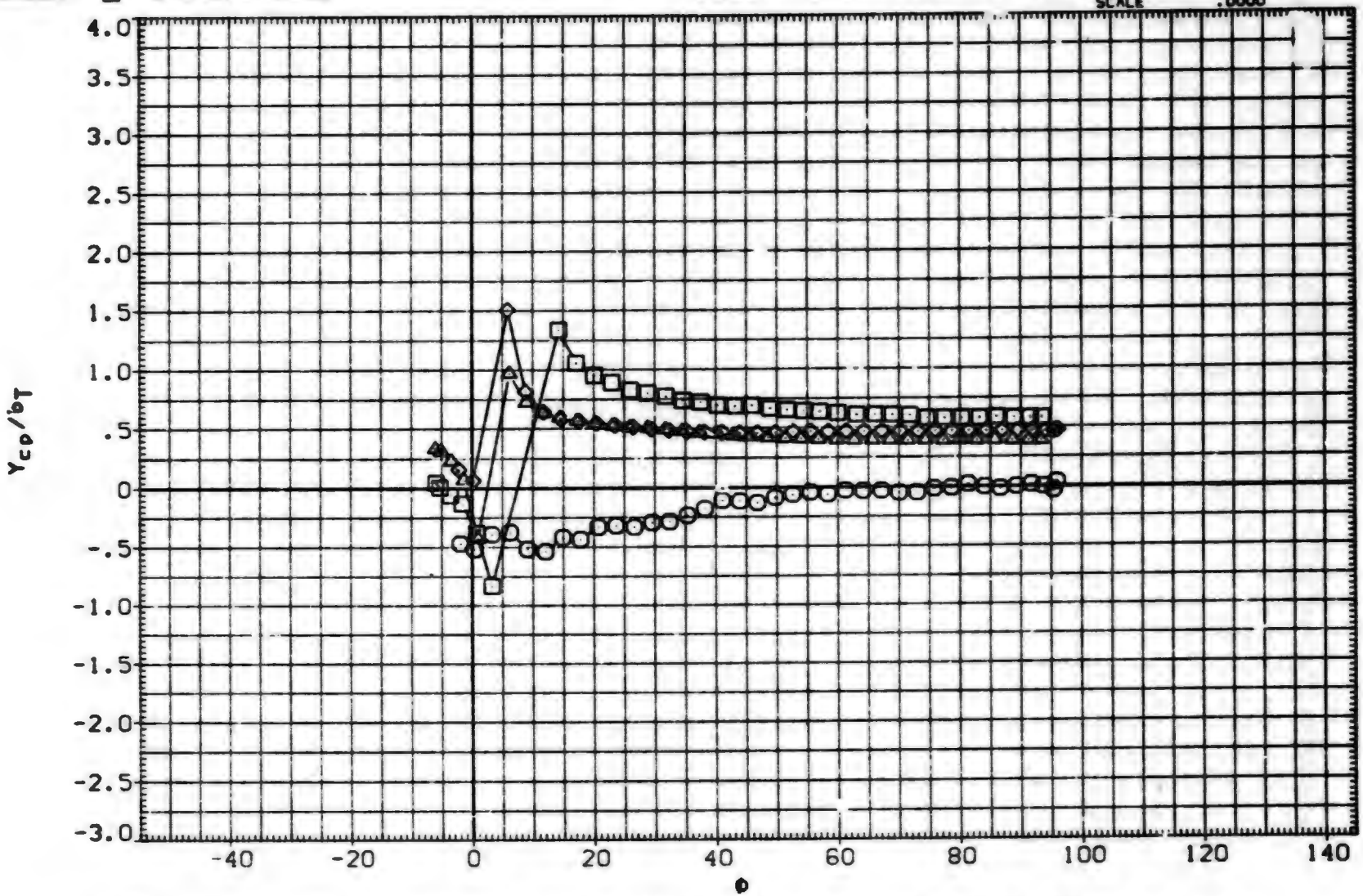

FIN AEPODYNAMIC CHARACTERISTICS AS A FUNCTION OF ROLL ANGLE. B1T14 (FIN 3)

(C)MACH = 1.18

DATA SET	SYMBOL	CONFIGURATION DESCRIPTION	ALF'A	LAMBDA	RT.CRD	SEMSPN
(UXA080)	○	DATA NOT AVAILABLE	.000	.000	7.499	1.875
(UXA082)	□	DATA NOT AVAILABLE	2.000	.000	7.499	1.875
(UXA083)	◇	DATA NOT AVAILABLE	4.140	.000	7.499	1.875
(UXA086)	◁	DATA NOT AVAILABLE	10.430	.000	7.499	1.875
(UXAC08)	▷	MDAC 261/AEDC 52 BODY-TAIL. BIT14 (TAIL FIN. T3)	14.890	.000	7.499	1.875
(UXA090)	D	MDAC 261/AEDC 52 BODY-TAIL. BIT14 (TAIL FIN. T3)	19.400	.000	7.499	1.875

REFERENCE INFORMATION

SREF	7.0380	SQ. IN.
LREF	7.4990	IN.
BREF	1.8750	IN.
XMRP	.6200	IN.
YMRP	.0000	IN.
ZMRP	.0000	IN.
SCALE	.0000	

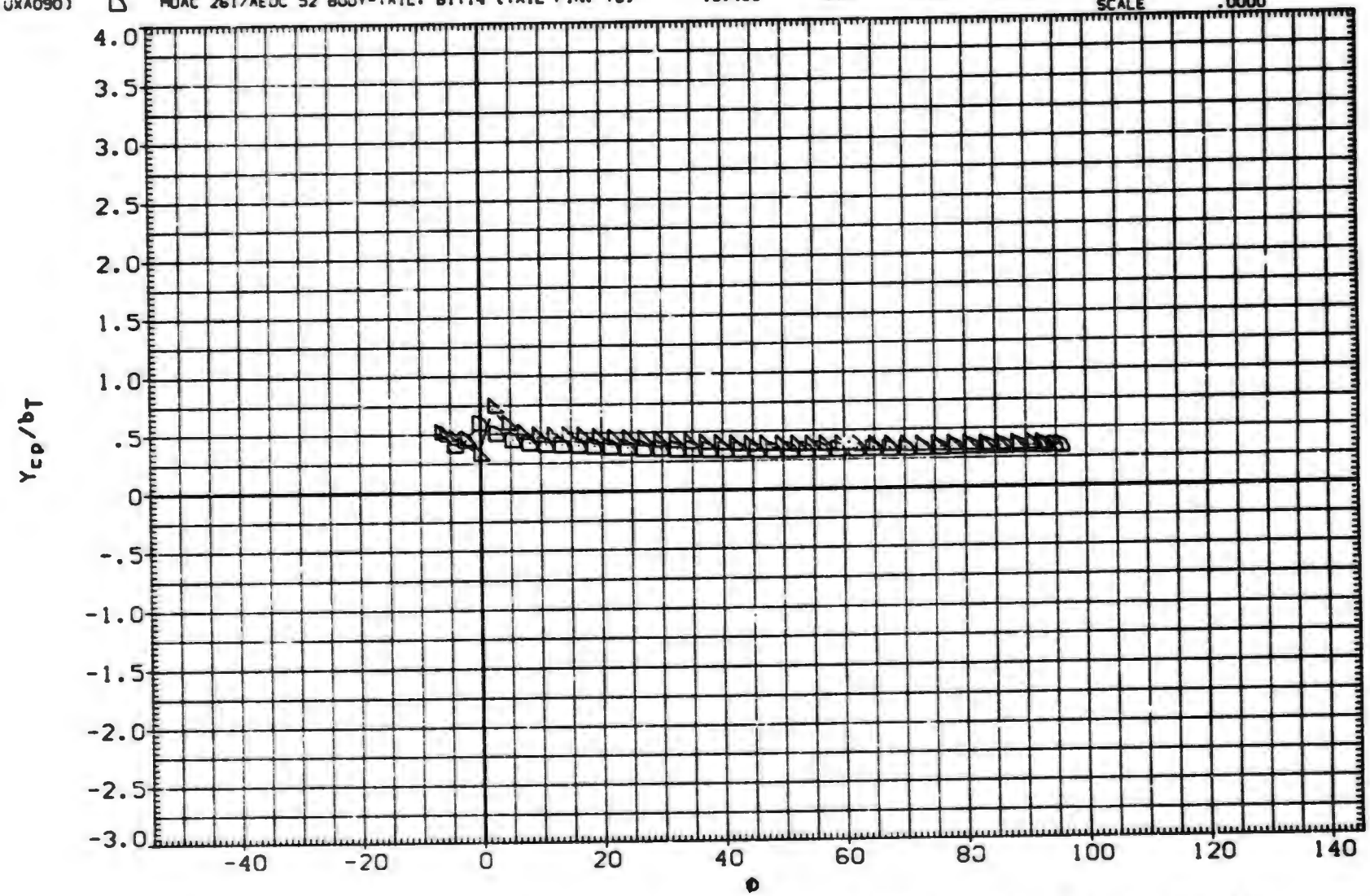

FIN AERODYNAMIC CHARACTERISTICS AS A FUNCTION OF ROLL ANGLE. BIT14 (FIN 3)

(D)MACH = 1.22

DATA SET	SYMBOL	CONFIGURATION DESCRIPTION	ALPHA	LAMBDA	RT.CRD	SEMSPN
(UXA080)	○	MDAC 261/AEDC 52 BODY-TAIL. B1T14 (TAIL FIN. T3)	.000	.000	7.499	1.875
(UXA082)	□	MDAC 261/AEDC 52 BODY-TAIL. B1T14 (TAIL FIN. T3)	2.000	.000	7.499	1.875
(UXA083)	◇	MDAC 261/AEDC 52 BODY-TAIL. B1T14 (TAIL FIN. T3)	4.140	.000	7.499	1.875
(UXA086)	△	MDAC 261/AEDC 52 BODY-TAIL. B1T14 (TAIL FIN. T3)	10.430	.000	7.499	1.875
(UXA088)	◺	MDAC 261/AEDC 52 BODY-TAIL. B1T14 (TAIL FIN. T3)	14.820	.000	7.499	1.875
(UXA090)	D	MDAC 261/AEDC 52 BODY-TAIL. B1T14 (TAIL FIN. T3)	19.400	.000	7.499	1.875

REFERENCE INFORMATION		
SREF	7.0380	SQ.IN.
LREF	7.4990	IN.
BREF	1.8750	IN.
XMRP	.6200	IN.
YMRP	.0000	IN.
ZMRP	.0000	IN.
SCALE	.0000	

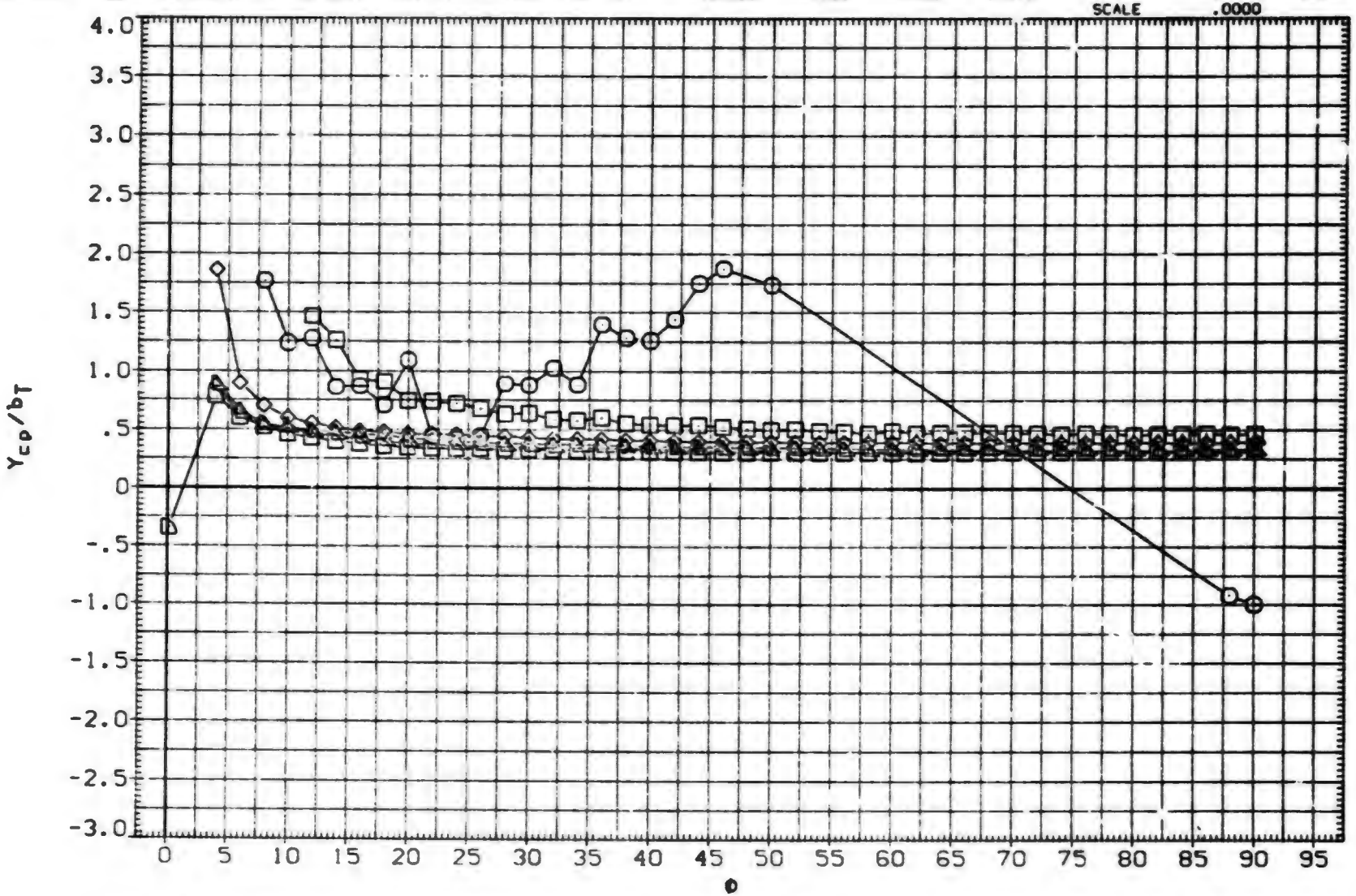

FIN AERODYNAMIC CHARACTERISTICS AS A FUNCTION OF ROLL ANGLE. B1T14 (FIN 3)

(E)MACH = 1.76

DATA SET	SYMBOL	CONFIGURATION DESCRIPTION	ALPHA	LAMBDA	RT.CRD	SEMSPN
(UXA080)	○	MOAC 261/AEDC 52 BODY-TAIL. BIT14 (TAIL FIN. T3)	.000	.000	7.499	1.875
(UXA082)	□	MOAC 261/AEDC 52 BODY-TAIL. BIT14 (TAIL FIN. T3)	2.000	.000	7.499	1.875
(UXA083)	◇	MOAC 261/AEDC 52 BODY-TAIL. BIT14 (TAIL FIN. T3)	4.140	.000	7.499	1.875
(UXA086)	◁	MOAC 261/AEDC 52 BODY-TAIL. BIT14 (TAIL FIN. T3)	10.430	.000	7.499	1.875
(UXA088)	△	MOAC 261/AEDC 52 BODY-TAIL. BIT14 (TAIL FIN. T3)	14.890	.000	7.499	1.875
(UXA090)	▷	MOAC 261/AEDC 52 BODY-TAIL. BIT14 (TAIL FIN. T3)	19.400	.000	7.499	1.875

REFERENCE INFORMATION

SREF	7.0380	SQ. IN.
LREF	7.4990	IN.
BREF	1.8750	IN.
XMRP	.6200	IN.
YMRP	.0000	IN.
ZMRP	.0000	IN.
SCALE	.0000	

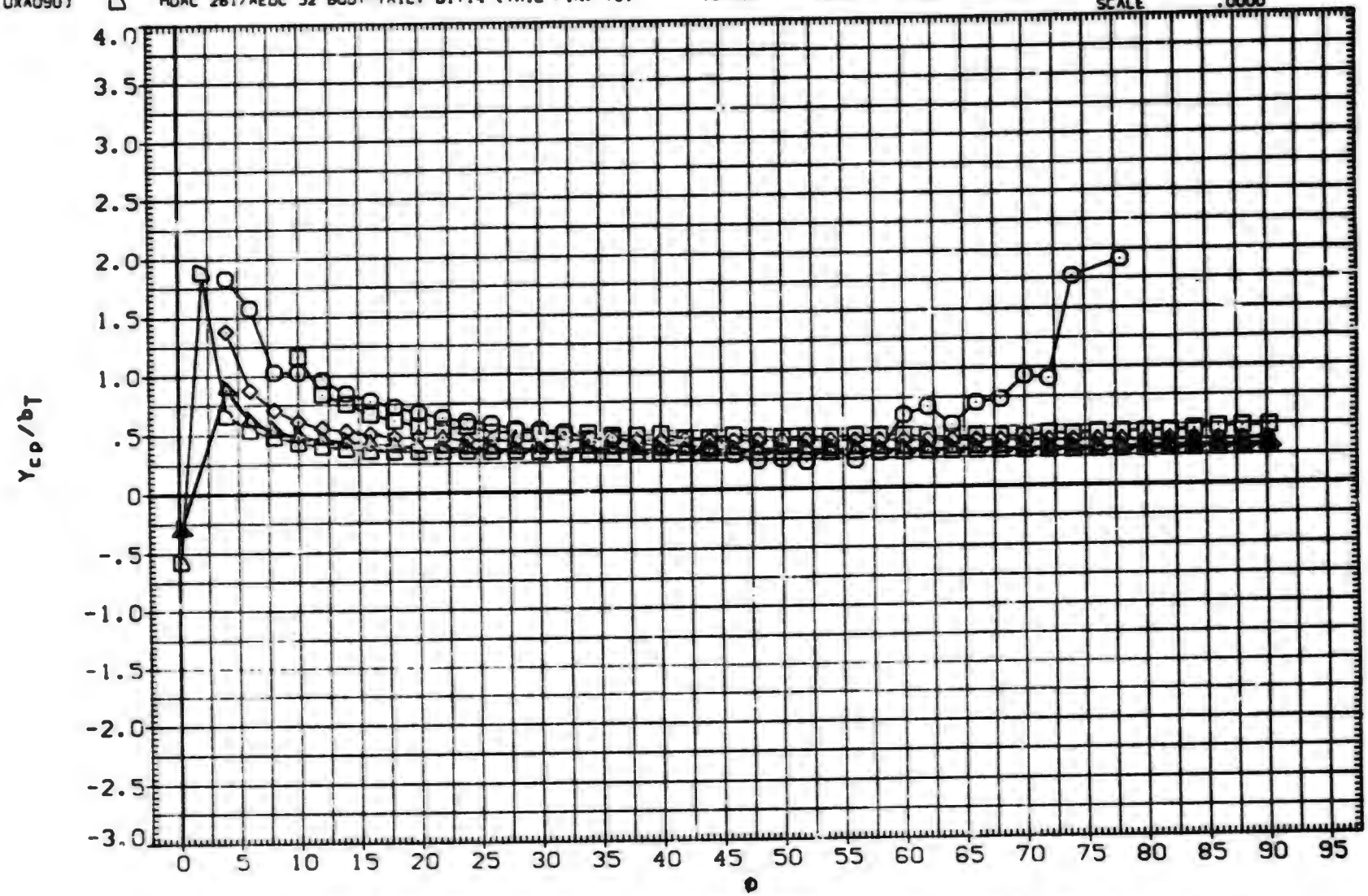

FIN AERODYNAMIC CHARACTERISTICS AS A FUNCTION OF ROLL ANGLE. BIT14 (FIN 3)

(F)MACH = 2.00

DATA SET	SYMBOL	CONFIGURATION DESCRIPTION	ALPHA	LAMBDA	RT.CRD	SEMSPN
(UXA080)	○	MDAC 261/AEDC 52 BODY-TAIL. BIT14 (TAIL FIN. T3)	.000	.000	7.499	1.875
(UXA082)	□	MDAC 261/AEDC 52 BODY-TAIL. BIT14 (TAIL FIN. T3)	2.000	.000	7.499	1.875
(UXA083)	◇	MDAC 261/AEDC 52 BODY-TAIL. BIT14 (TAIL FIN. T3)	4.140	.000	7.499	1.875
(UXA086)	△	MDAC 261/AEDC 52 BODY-TAIL. BIT14 (TAIL FIN. T3)	10.420	.000	7.499	1.875
(UXA088)	◭	MDAC 261/AEDC 52 BODY-TAIL. BIT14 (TAIL FIN. T3)	14.890	.000	7.499	1.875
(UXA090)	◺	MDAC 261/AEDC 52 BODY-TAIL. BIT14 (TAIL FIN. T3)	19.400	.000	7.499	1.875

REFERENCE INFORMATION

SREF	7.0380	SQ. IN.
LREF	7.4990	IN.
BREF	1.8750	IN.
XMRP	.6200	IN.
YMRP	.0000	IN.
ZMRP	.0000	IN.
SCALE	.0000	

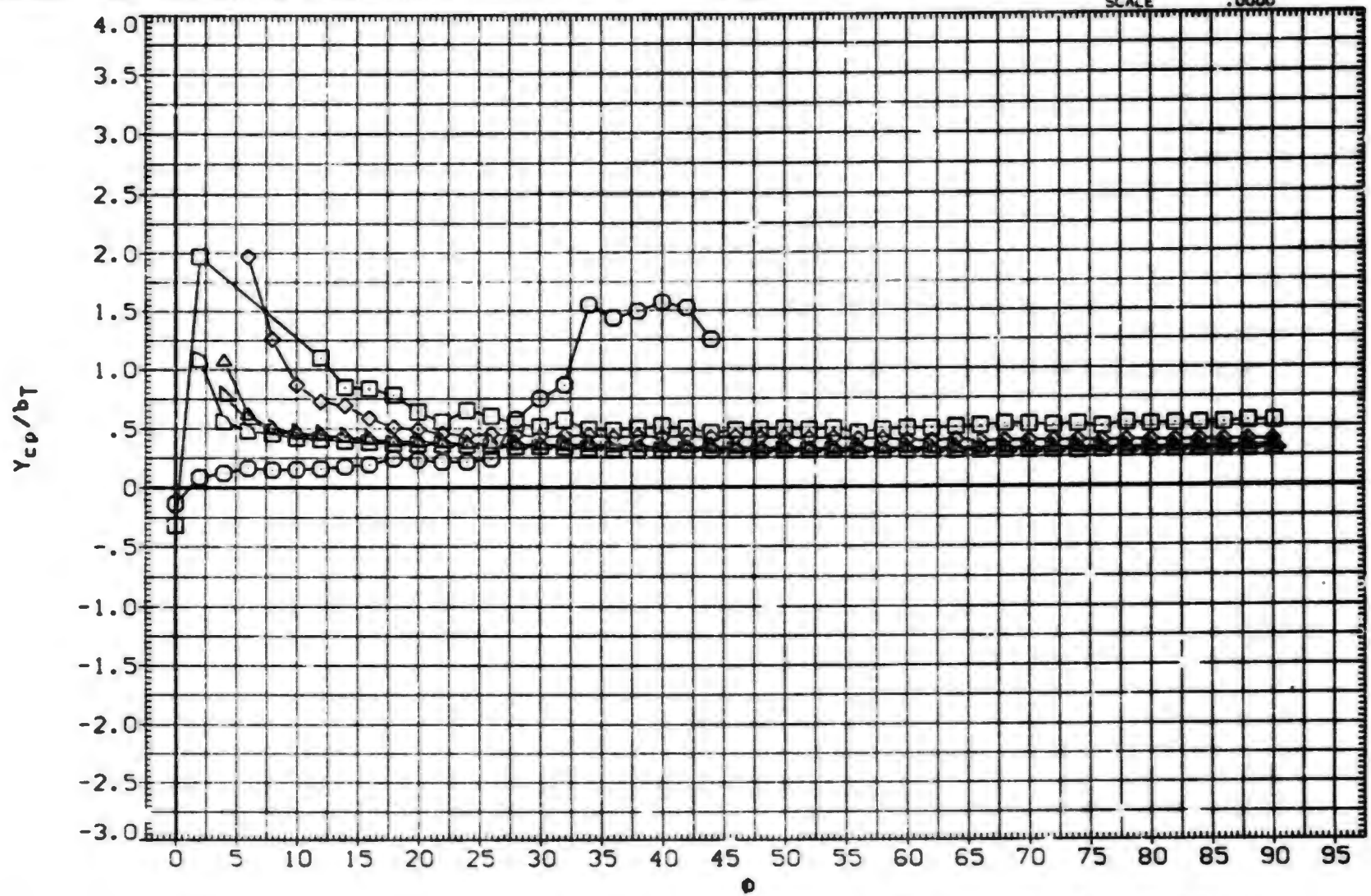

FIN AERODYNAMIC CHARACTERISTICS AS A FUNCTION OF ROLL ANGLE, BIT14 (FIN 3)

(G)MACH = 2.50

DATA SET	SYMBOL	CONFIGURATION DESCRIPTION	ALPHA	LAMBDA	RT.CRD	SEMSPN
(UXA080)	○	MDAC 261/AEDC 52 BODY-TAIL. B1T14 (TAIL FIN. T3)	.000	.000	7.499	1.875
(UXA082)	□	MDAC 261/AEDC 52 BODY-TAIL. B1T14 (TAIL FIN. T3)	2.000	.000	7.499	1.875
(UXA083)	◇	MDAC 261/AEDC 52 BODY-TAIL. B1T14 (TAIL FIN. T3)	4.140	.000	7.499	1.875
(UXA086)	△	MDAC 261/AEDC 52 BODY-TAIL. B1T14 (TAIL FIN. T3)	10.430	.000	7.499	1.875
(UXA088)	◁	MDAC 261/AEDC 52 BODY-TAIL. B1T14 (TAIL FIN. T3)	14.850	.000	7.499	1.875
(UXA090)	▷	MDAC 261/AEDC 52 BODY-TAIL. B1T14 (TAIL FIN. T3)	19.400	.000	7.499	1.875

REFERENCE INFORMATION

SREF	7.0380	SQ.IN.
LREF	7.4990	IN.
BREF	1.8750	IN.
XMRP	.6200	IN.
YMRP	.0000	IN.
ZMRP	.0000	IN.
SCALE	.0000	

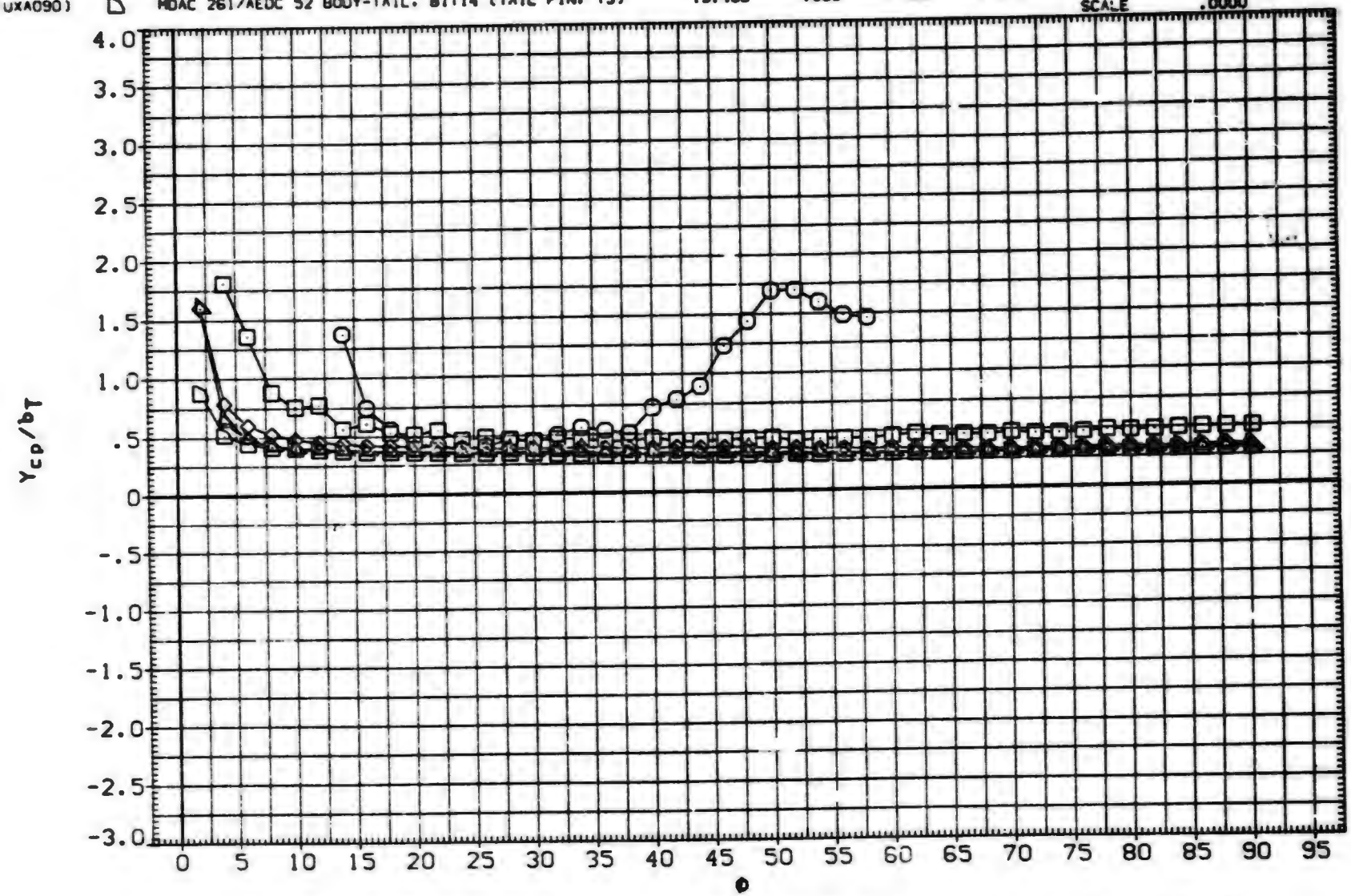

FIN AERODYNAMIC CHARACTERISTICS AS A FUNCTION OF ROLL ANGLE, B1T14 (FIN 3)

(H)MACH = 3.01

DATA SET	SYMBOL	CONFIGURATION DESCRIPTION	ALFHA	LAMBDA	RT.CRD	SEMSPN
(BXACUG)	○	AEDC TF 368 BODY-TAIL. BIT14 (TAIL FIN T3)	25.000	.000	7.499	1.875
(BXACUH)	□	AEDC TF 368 BODY-TAIL. BIT14 (TAIL FIN T3)	30.000	.000	7.499	1.875
(BXACUI)	◇	AEDC TF 368 BODY-TAIL. BIT14 (TAIL FIN T3)	35.000	.000	7.499	1.875
(BXACUJ)	△	AEDC TF 368 BODY-TAIL. BIT14 (TAIL FIN T3)	40.000	.000	7.499	1.875
(BXACUK)	◺	AEDC TF 368 BODY-TAIL. BIT14 (TAIL FIN T3)	45.000	.000	7.499	1.875

REFERENCE INFORMATION

SREF	7.0380	SQ.IN.
LREF	7.4990	IN.
BREF	1.8750	IN.
XMRP	.6200	IN.
YMRP	.0000	IN.
ZMRP	.0000	IN.
SCALE	.0000	

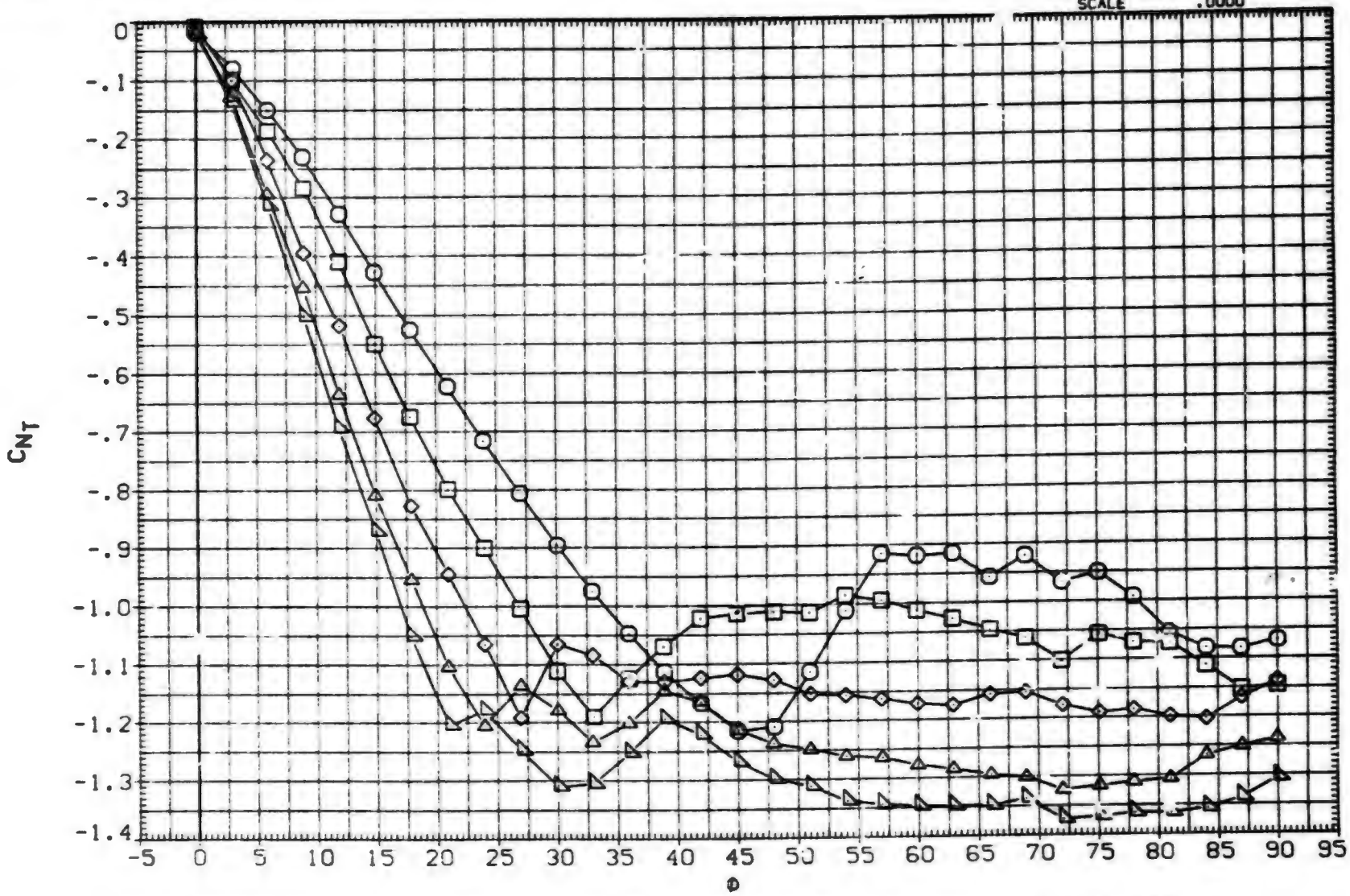

FIN AERODYNAMIC CHARACTERISTICS AS A FUNCTION OF ROLL ANGLE. BIT14 (FIN 3)

(A)MACH = .80

DATA SET	SYMBOL	CONFIGURATION DESCRIPTION	ALPHA	LAMBDA	RT.CRD	SEMSPN
(BXACUG)	○	AEDC TF 368 BODY-TAIL. BIT14 (TAIL FIN T3)	25.000	.000	7.499	1.875
(BXACUH)	□	AEDC TF 368 BODY-TAIL. BIT14 (TAIL FIN T3)	30.000	.000	7.499	1.875
(BXACUI)	◇	AEDC TF 368 BODY-TAIL. BIT14 (TAIL FIN T3)	35.000	.000	7.499	1.875
(BXACUJ)	△	AEDC TF 368 BODY-TAIL. BIT14 (TAIL FIN T3)	40.000	.000	7.499	1.875
(BXACUK)	◺	AEDC TF 368 BODY-TAIL. BIT14 (TAIL FIN T3)	45.000	.000	7.499	1.875

REFERENCE INFORMATION		
SREF	7.0380	SQ.IN.
LREF	7.4990	IN.
BREF	1.8750	IN.
XMRP	.6200	IN.
YMRP	.0000	IN.
ZMRP	.0000	IN.
SCALE	.0000	

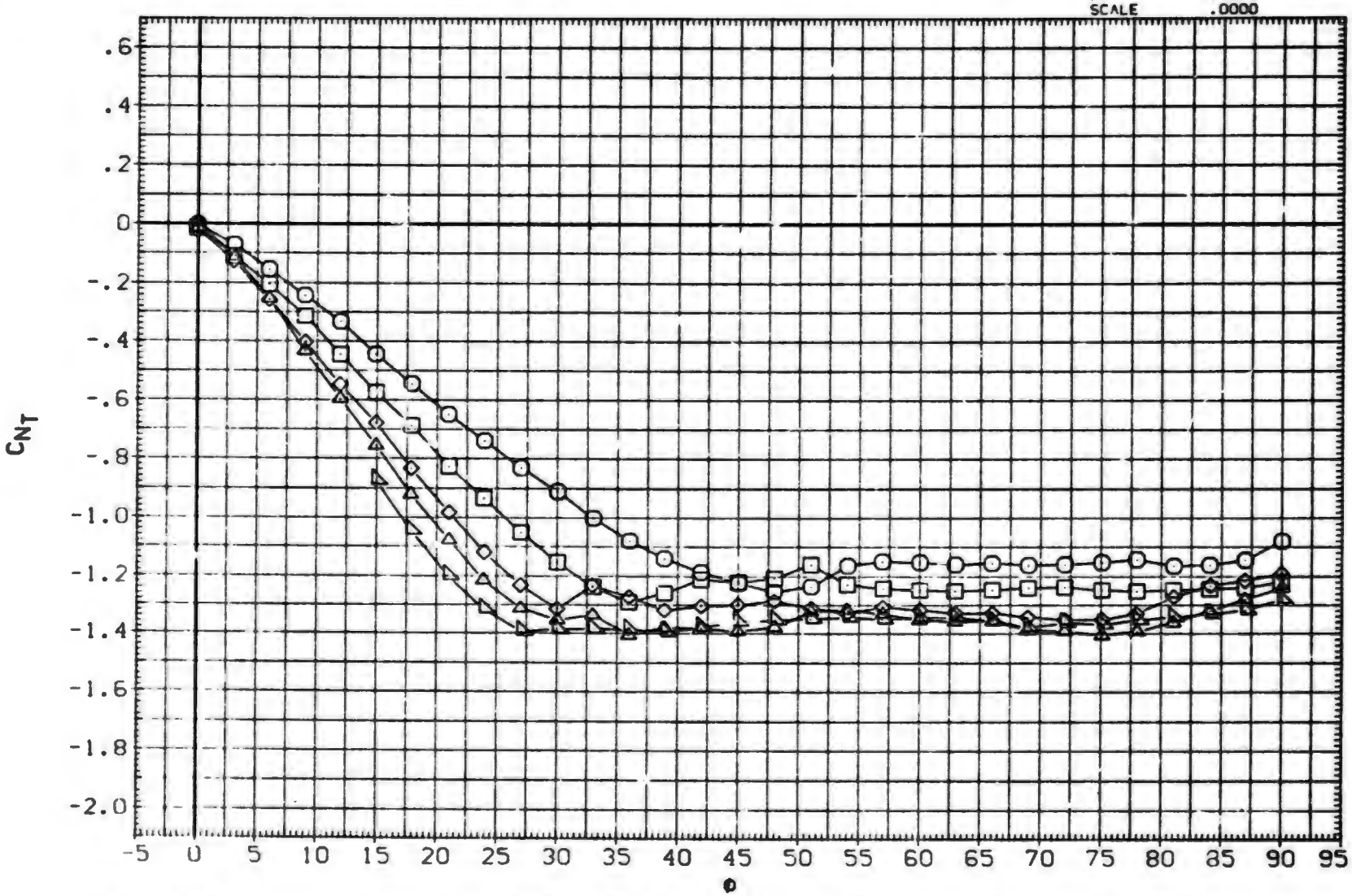

FIN AERODYNAMIC CHARACTERISTICS AS A FUNCTION OF ROLL ANGLE. BIT14 (FIN 3)

(B)MACH = 1.00

DATA SET	SYMBOL	CONFIGURATION DESCRIPTION	ALPHA	LAMBDA	RT.CRD	SEMSPN
(BxACUG)	○	AEDC TF 368 BODY-TAIL. BIT14 (TAIL FIN T3)	25.000	.000	7.499	1.875
(BxACUH)	□	AEDC TF 368 BODY-TAIL. BIT14 (TAIL FIN T3)	30.000	.000	7.499	1.875
(BxACUI)	◇	AEDC TF 368 BODY-TAIL. BIT14 (TAIL FIN T3)	35.000	.000	7.499	1.875
(BxACUJ)	△	AEDC TF 368 BODY-TAIL. BIT14 (TAIL FIN T3)	40.000	.000	7.499	1.875
(BxACUK)	◺	AEDC TF 368 BODY-TAIL. BIT14 (TAIL FIN T3)	45.000	.000	7.499	1.875

REFERENCE INFORMATION

SREF	7.0380	SQ.IN.
LREF	7.4990	IN.
BREF	1.8750	IN.
XMRP	.6200	IN.
YMRP	.0000	IN.
ZMRP	.0000	IN.
SCALE	.0000	

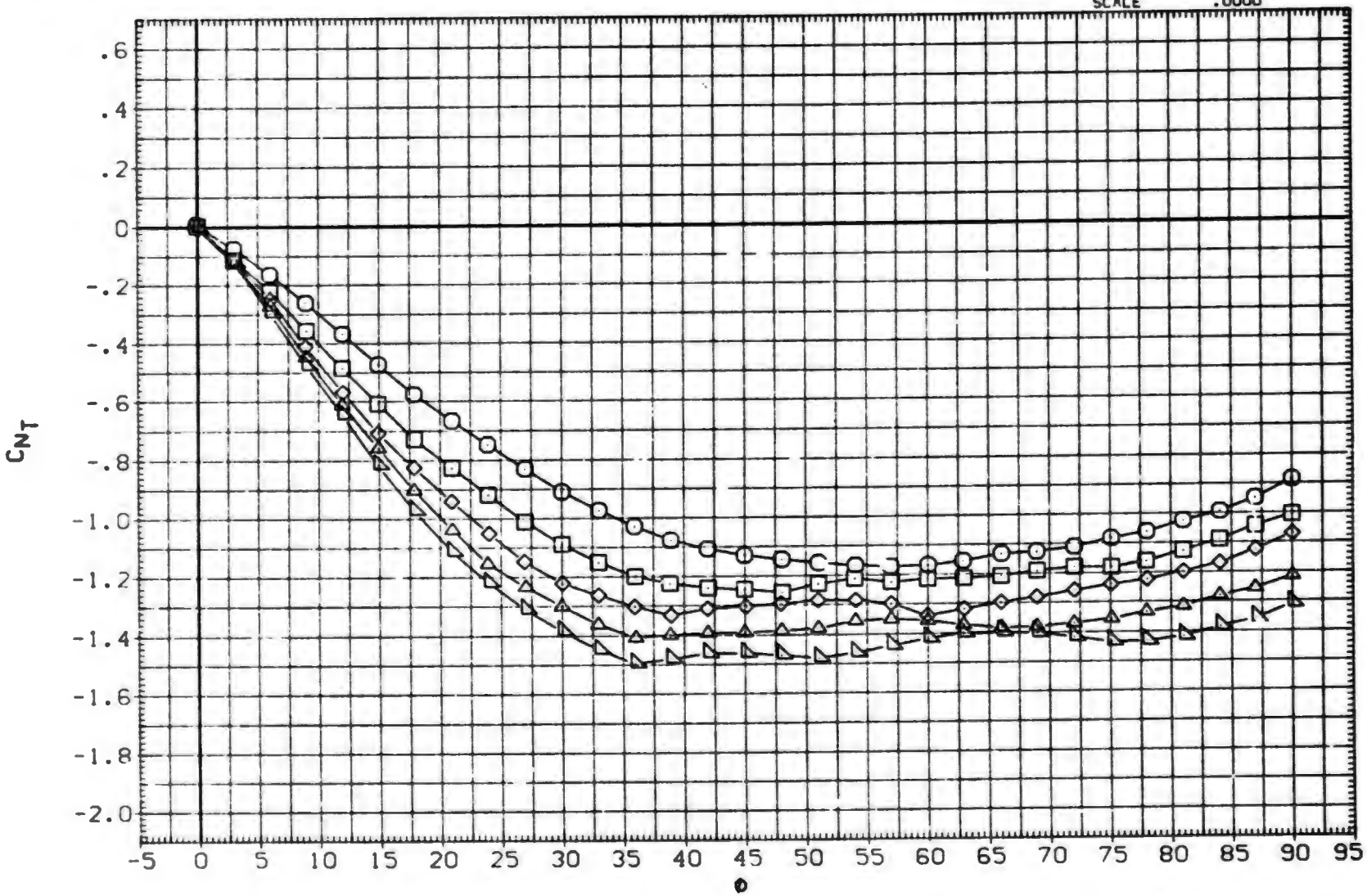

FIN AERODYNAMIC CHARACTERISTICS AS A FUNCTION OF ROLL ANGLE. BIT14 (FIN 3)

(C)MACH = 1.20

DATA SET	SYMBOL	CONFIGURATION DESCRIPTION
(BxACUG)	○	AEDC TF 368 BODY-TAIL. B1T14 (TAIL FIN T3)
(BxACUH)	□	DATA NOT AVAILABLE
(BxACUI)	◇	DATA NOT AVAILABLE
(BxACUJ)	◁	DATA NOT AVAILABLE
(BxACUK)	◺	DATA NOT AVAILABLE

ALPHA	LAMBDA	RT.CRD	SEMSPN
25.000	.000	7.499	1.875
30.000	.000	7.499	1.875
35.000	.000	7.499	1.875
40.000	.000	7.499	1.875
45.000	.000	7.499	1.875

REFERENCE INFORMATION

SREF	7.0380	SQ. IN.
LREF	7.4990	IN.
BREF	1.8750	IN.
XMRP	.6200	IN.
YMRP	.0000	IN.
ZMRP	.0000	IN.
SCALE	.0000	

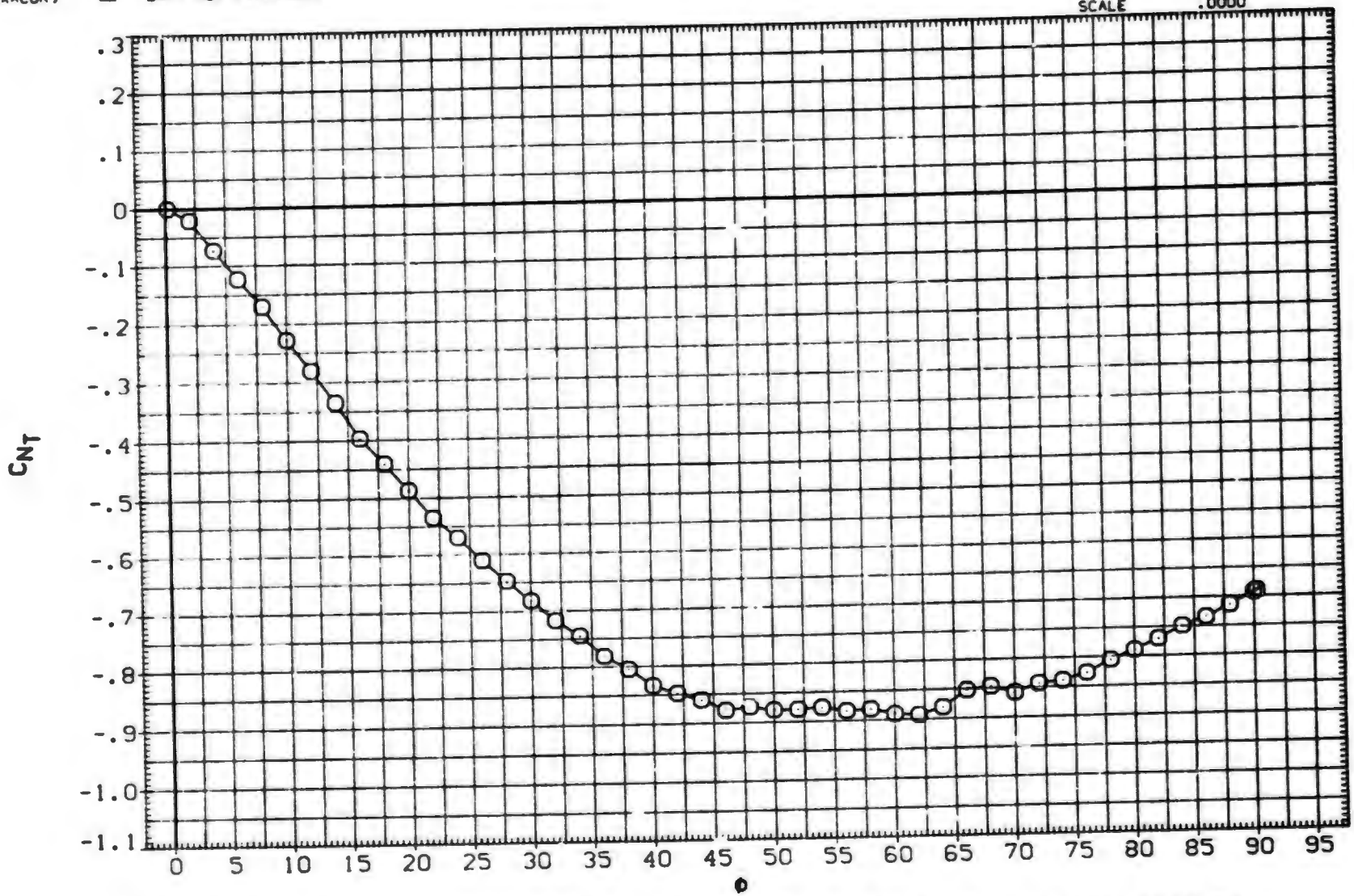

FIN AERODYNAMIC CHARACTERISTICS AS A FUNCTION OF ROLL ANGLE. B1T14 (FIN 3)

(D)MACH = 1.76

DATA SET	SYMBOL	CONFIGURATION DESCRIPTION	ALPHA	LAMBDA	RT.CRD	SEMSPN
(BXACUG)	○	AEDC TF 368 BODY-TAIL. BIT14 (TAIL FIN T3)	25.000	.000	7.499	1.875
(BXACUH)	□	AEDC TF 368 BODY-TAIL. BIT14 (TAIL FIN T3)	30.000	.000	7.499	1.875
(BXACUI)	◇	AEDC TF 368 BODY-TAIL. BIT14 (TAIL FIN T3)	35.000	.000	7.499	1.875
(BXACUJ)	△	AEDC TF 368 BODY-TAIL. BIT14 (TAIL FIN T3)	40.000	.000	7.499	1.875
(BXACUK)	◺	AEDC TF 368 BODY-TAIL. BIT14 (TAIL FIN T3)	45.000	.000	7.499	1.875

REFERENCE INFORMATION

SREF	7.0380	SQ.IN.
LREF	7.4990	IN.
BREF	1.8750	IN.
XMRP	.6200	IN.
YMRP	.0000	IN.
ZMRP	.0000	IN.
SCALE	.0000	

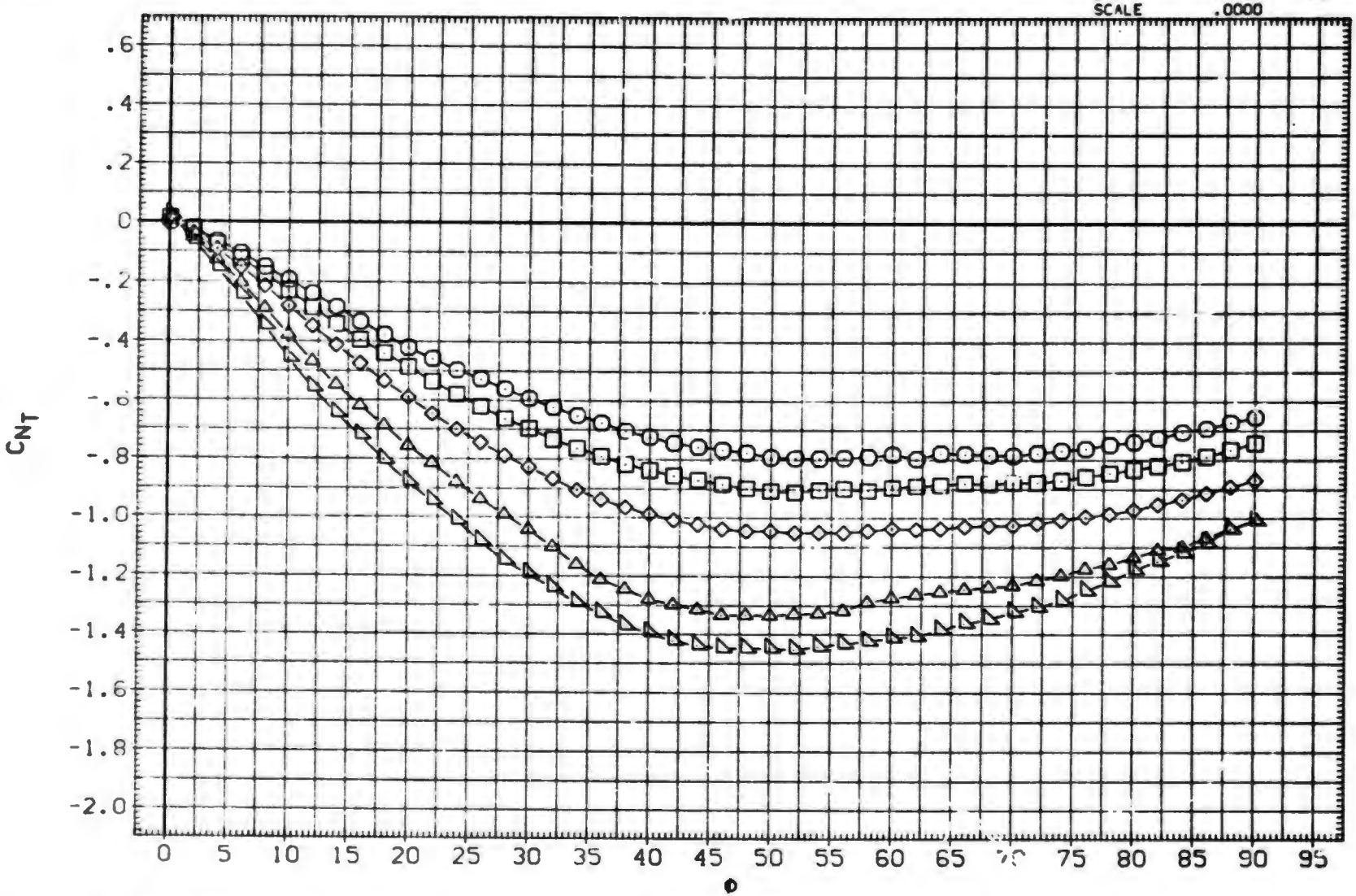

FIN AERODYNAMIC CHARACTERISTICS AS A FUNCTION OF ROLL ANGLE. BIT14 (FIN 3)

(E)MACH = 2.00

DATA SET	SYMBOL	CONFIGURATION DESCRIPTION	ALPHA	LAMBDA	RT.CRD	SEMSPN
(BxACUG)	○	AEDC TF 368 BODY-TAIL. B1T14 (TAIL FIN T3)	25.000	.000	7.499	1.875
(BxACUH)	□	AEDC TF 368 BODY-TAIL. B1T14 (TAIL FIN T3)	30.000	.000	7.499	1.875
(BxACUI)	◇	AEDC TF 368 BODY-TAIL. B1T14 (TAIL FIN T3)	35.000	.000	7.499	1.875
(BxACUJ)	△	AEDC TF 368 BODY-TAIL. B1T14 (TAIL FIN T3)	40.000	.000	7.499	1.875
(BxACUK)	◺	AEDC TF 368 BODY-TAIL. B1T14 (TAIL FIN T3)	45.000	.000	7.499	1.875

REFERENCE INFORMATION

SREF	7.0380	SQ. IN.
LREF	7.4990	IN.
BREF	1.8750	IN.
XMRP	.6200	IN.
YMRP	.0000	IN.
ZMRP	.0000	IN.
SCALE	.0000	

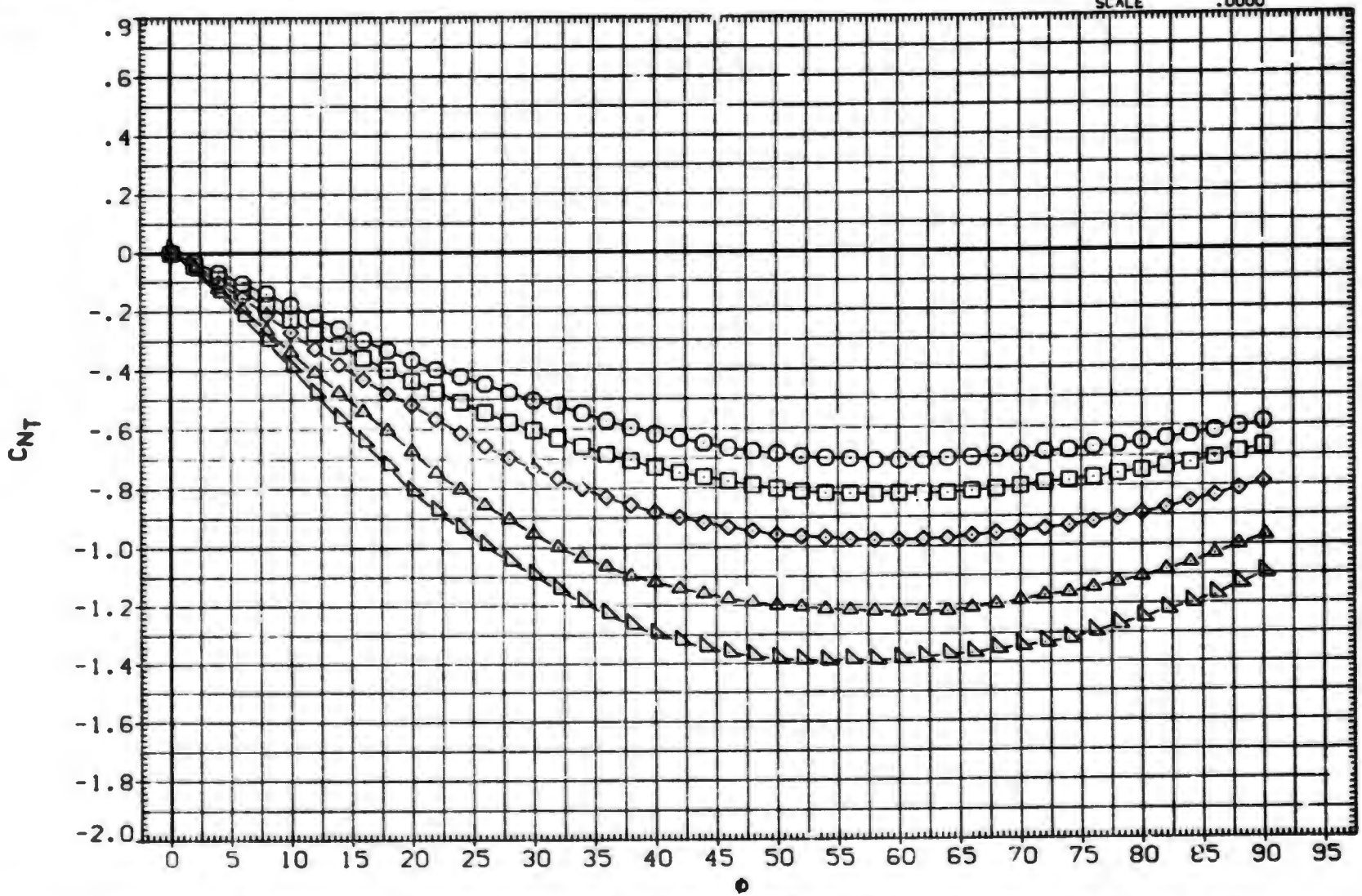

FIN AERODYNAMIC CHARACTERISTICS AS A FUNCTION OF ROLL ANGLE. B1T14 (FIN 3)

(F)MACH = 2.50

DATA SET	SYMBOL	CONFIGURATION DESCRIPTION	ALPHA	LAMBDA	RT.CRD	SEMSPN
(BXACUG)	○	AEDC TF 368 BODY-TAIL. B1T14 (TAIL FIN T3)	25.000	.000	7.499	1.875
(BXACUH)	□	AEDC TF 368 BODY-TAIL. B1T14 (TAIL FIN T3)	30.000	.000	7.499	1.875
(BXACUI)	◇	AEDC TF 368 BODY-TAIL. B1T14 (TAIL FIN T3)	35.000	.000	7.499	1.875
(BXACUJ)	△	AEDC TF 368 BODY-TAIL. B1T14 (TAIL FIN T3)	40.000	.000	7.499	1.875
(BXACUK)	◺	AEDC TF 368 BODY-TAIL. B1T14 (TAIL FIN T3)	45.000	.000	7.499	1.875

REFERENCE INFORMATION		
SREF	7.0380	SQ.IN.
LREF	7.4990	IN.
BREF	1.8750	IN.
XMRP	.6200	IN.
YMRP	.0000	IN.
ZMRP	.0000	IN.
SCALE	.0000	

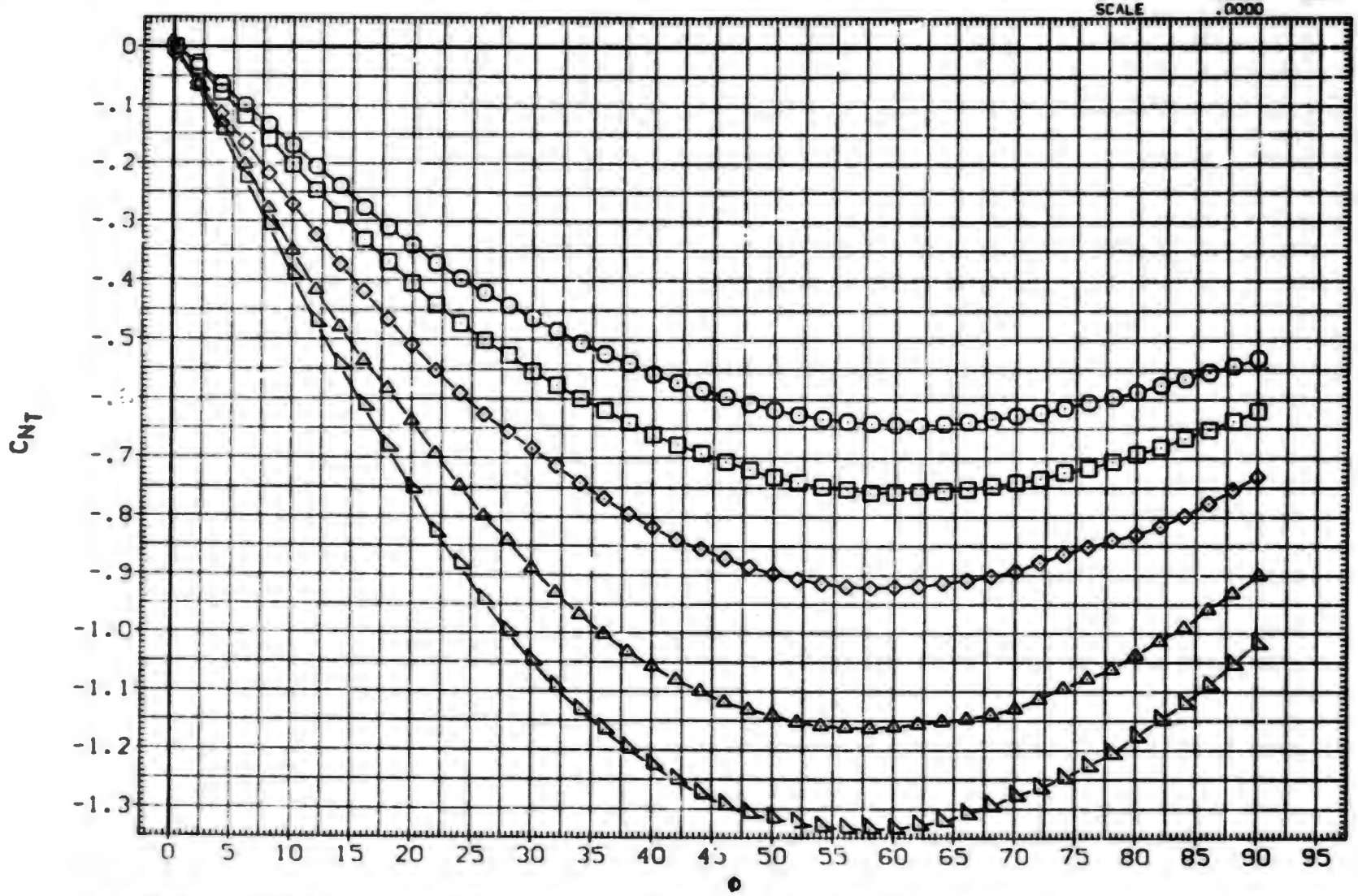

FIN AERODYNAMIC CHARACTERISTICS AS A FUNCTION OF ROLL ANGLE. B1T14 (FIN 3)

(G)MACH = 3.01

DATA SET	SYMBOL	CONFIGURATION DESCRIPTION	ALPHA	LAMBDA	RT.CRD	SEMSPN
(BXACUG)	○	AEDC TF 368 BODY-TAIL. BIT14 (TAIL FIN T3)	25.000	.000	7.499	1.875
(BXACUH)	□	AEDC TF 368 BODY-TAIL. BIT14 (TAIL FIN T3)	30.000	.000	7.499	1.875
(BXACUI)	◇	AEDC TF 368 BODY-TAIL. BIT14 (TAIL FIN T3)	35.000	.000	7.499	1.875
(BXACUJ)	△	AEDC TF 368 BODY-TAIL. BIT14 (TAIL FIN T3)	40.000	.000	7.499	1.875
(BXACUK)	◺	AEDC TF 368 BODY-TAIL. BIT14 (TAIL FIN T3)	45.000	.000	7.499	1.875

REFERENCE INFORMATION

SREF	7.0380	SQ.IN.
LREF	7.4990	IN.
BREF	1.8750	IN.
XMRP	.6200	IN.
YMRP	.0000	IN.
ZMRP	.0000	IN.
SCALE	.0000	

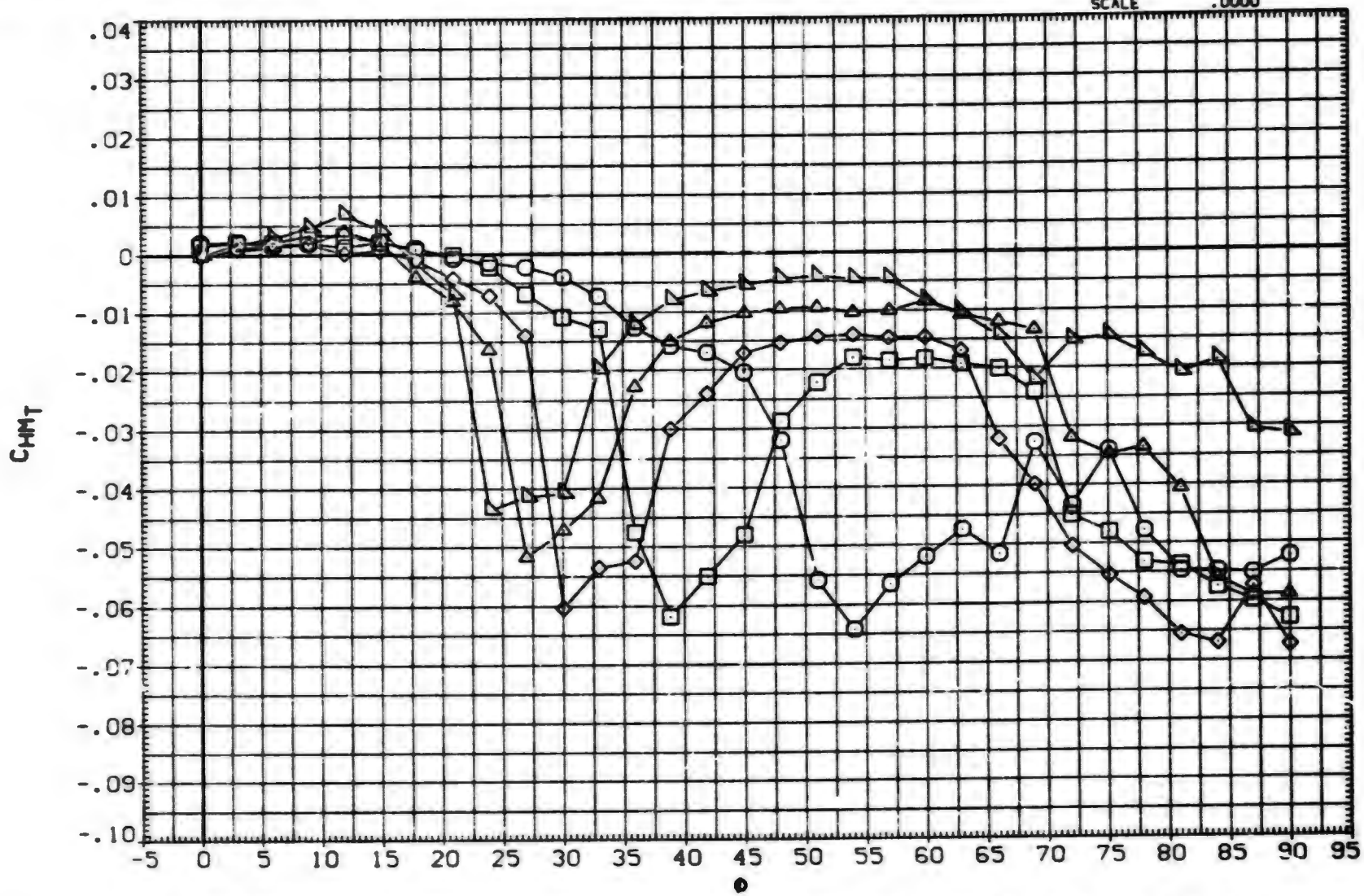

FIN AERODYNAMIC CHARACTERISTICS AS A FUNCTION OF ROLL ANGLE. BIT14 (FIN 3)

(A)MACH = .80

DATA SET	SYMBOL	CONFIGURATION DESCRIPTION	ALPHA	LAMBDA	RT.CRD	SEMSPN
(BxACUG)	○	AEDC TF 368 BODY-TAIL. BIT14 (TAIL FIN T3)	25.000	.000	7.499	1.875
(BxACUH)	□	AEDC TF 368 BODY-TAIL. BIT14 (TAIL FIN T3)	30.000	.000	7.499	1.875
(BxACUI)	◇	AEDC TF 368 BODY-TAIL. BIT14 (TAIL FIN T3)	35.000	.000	7.499	1.875
(BxACUJ)	△	AEDC TF 368 BODY-TAIL. BIT14 (TAIL FIN T3)	40.000	.000	7.499	1.875
(BxACUK)	▷	AEDC TF 368 BODY-TAIL. BIT14 (TAIL FIN T3)	45.000	.000	7.499	1.875

REFERENCE INFORMATION

SREF	7.0380	SQ.IN.
LREF	7.4990	IN.
BREF	1.8750	IN.
XMRP	.6200	IN.
YMRP	.0000	IN.
ZMRP	.0000	IN.
SCALE	.0000	

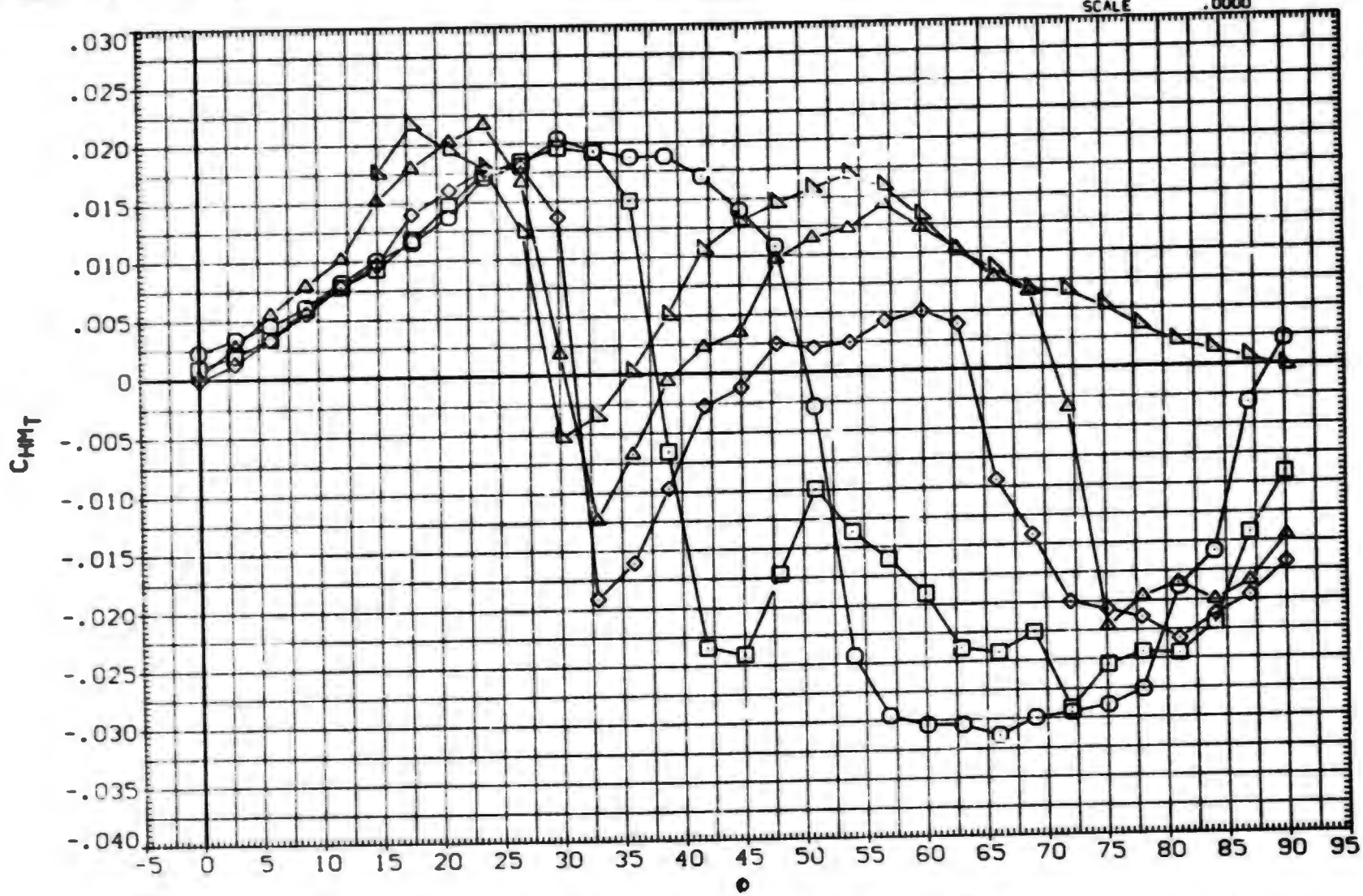

FIN AERODYNAMIC CHARACTERISTICS AS A FUNCTION OF ROLL ANGLE. BIT14 (FIN 3)

(B)MACH = 1.00

DATA SET	SYMBOL	CONFIGURATION DESCRIPTION	ALPHA	LAMBDA	RT.CRD	SEMSPN
(BXACUG)	○	AEDC TF 368 BODY-TAIL. BIT14 (TAIL FIN T3)	25.000	.000	7.499	1.875
(BXACUH)	□	AEDC TF 368 BODY-TAIL. BIT14 (TAIL FIN T3)	30.000	.000	7.499	1.875
(BXACUI)	◇	AEDC TF 368 BODY-TAIL. BIT14 (TAIL FIN T3)	35.000	.000	7.499	1.875
(BXACUJ)	△	AEDC TF 368 BODY-TAIL. BIT14 (TAIL FIN T3)	40.000	.000	7.499	1.875
(BXACUK)	◺	AEDC TF 368 BODY-TAIL. BIT14 (TAIL FIN T3)	45.000	.000	7.499	1.875

REFERENCE INFORMATION		
SREF	7.0380	SQ.IN.
LREF	7.4990	IN.
BREF	1.8750	IN.
XMRP	.6200	IN.
YMRP	.0000	IN.
ZMRP	.0000	IN.
SCALE	.0000	

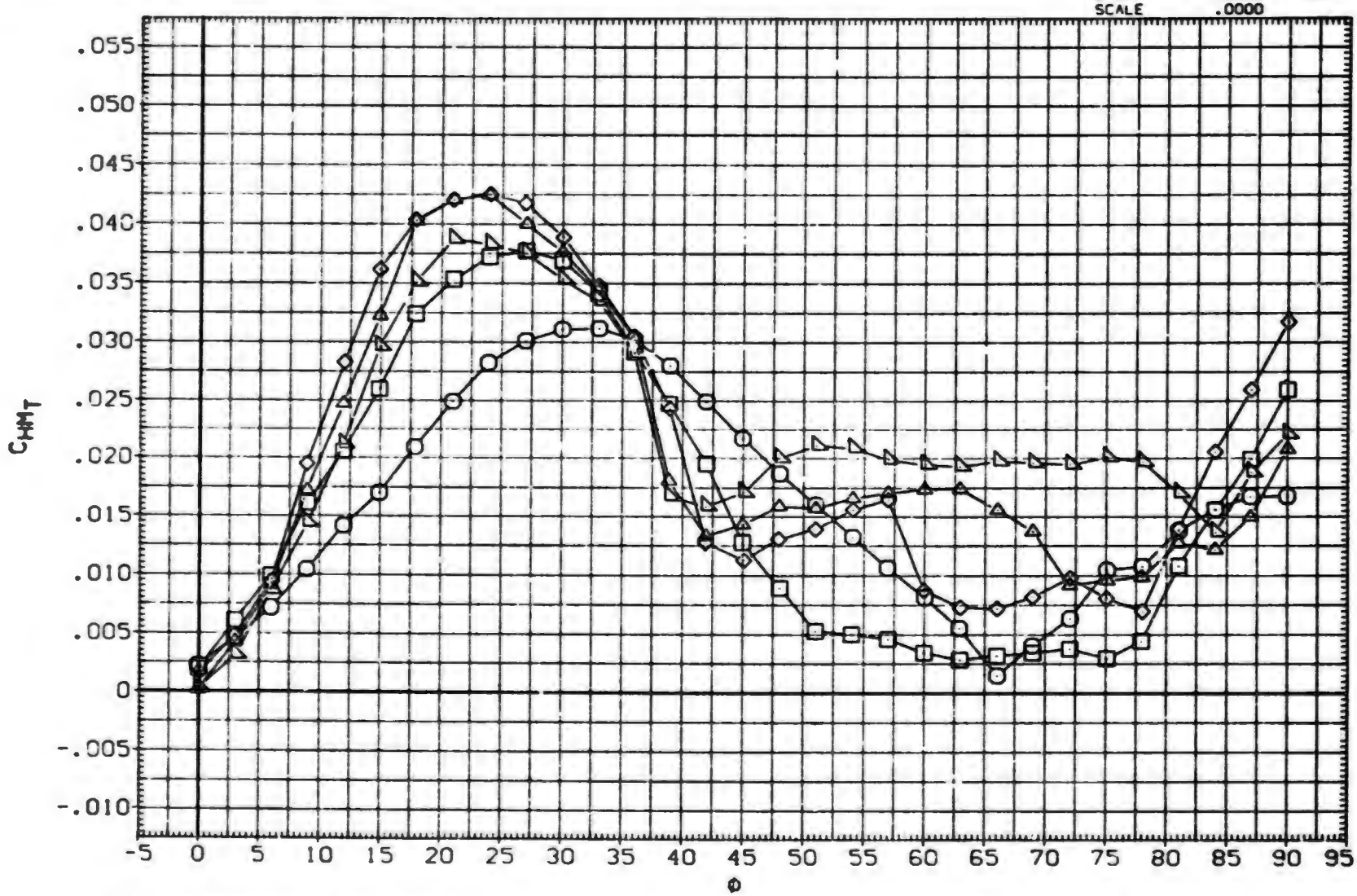

FIN AERODYNAMIC CHARACTERISTICS AS A FUNCTION OF ROLL ANGLE. BIT14 (FIN 3)

(C)MACH = 1.20

DATA SET	SYMBOL	CONFIGURATION DESCRIPTION	ALPHA	LAMBDA	RT.CRD	SEMSPN
(BXACUG)	○	AEDC TF 368 BODY-TAIL. B1T14 (TAIL FIN T3)	25.000	.000	7.499	1.875
(BXACUH)	□	DATA NOT AVAILABLE	30.000	.000	7.499	1.875
(BXACUI)	◇	DATA NOT AVAILABLE	35.000	.000	7.499	1.875
(BXACUJ)	△	DATA NOT AVAILABLE	40.000	.000	7.499	1.875
(BXACUK)	◺	DATA NOT AVAILABLE	45.000	.000	7.499	1.875

REFERENCE INFORMATION		
SREF	7.0380	SQ.IN.
LREF	7.4990	IN.
BREF	1.8750	IN.
XMRP	.6200	IN.
YMRP	.0000	IN.
ZMRP	.0000	IN.
SCALE	.0000	

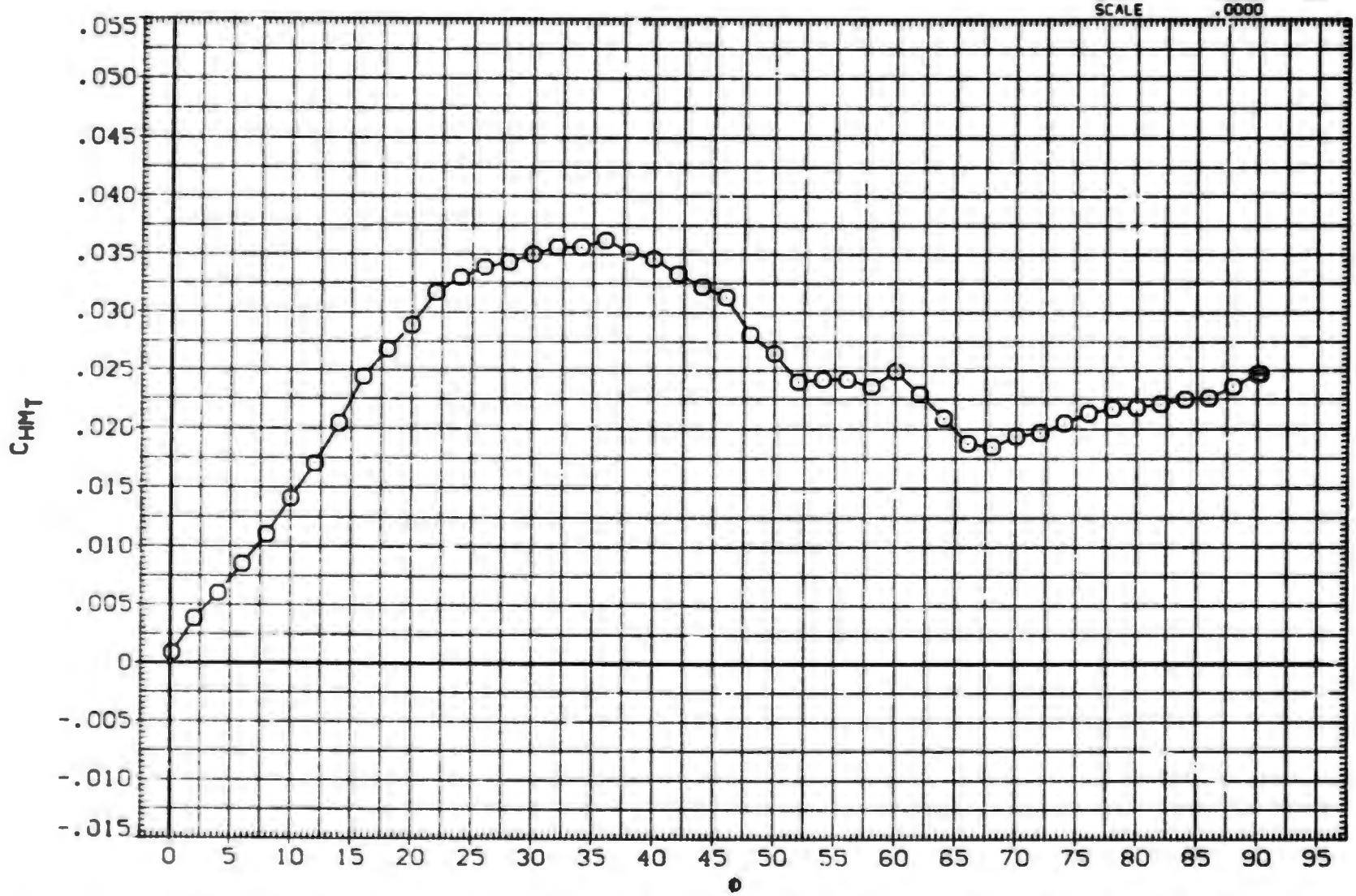

FIN AERODYNAMIC CHARACTERISTICS AS A FUNCTION OF ROLL ANGLE. B1T14 (FIN 3)

(D)MACH = 1.76

DATA SET	SYMBOL	CONFIGURATION DESCRIPTION	ALPHA	LAMBDA	RT.CRD	SEMSPN
(BXACUG)	○	AEDC TF 368 BODY-TAIL. B1T14 (TAIL FIN T3)	25.000	.000	7.499	1.875
(BXACUH)	□	AEDC TF 368 BODY-TAIL. B1T14 (TAIL FIN T3)	30.000	.000	7.499	1.875
(BXACUI)	◇	AEDC TF 368 BODY-TAIL. B1T14 (TAIL FIN T3)	35.000	.000	7.499	1.875
(BXACUJ)	⊠	AEDC TF 368 BODY-TAIL. B1T14 (TAIL FIN T3)	40.000	.000	7.499	1.875
(BXACUK)	△	AEDC TF 368 BODY-TAIL. B1T14 (TAIL FIN T3)	45.000	.000	7.499	1.875

REFERENCE INFORMATION

SREF	7.0380	SQ. IN.
LREF	7.4990	IN.
BREF	1.8750	IN.
XMRP	.6200	IN.
YMRP	.0000	IN.
ZMRP	.0000	IN.
SCALE	.0000	

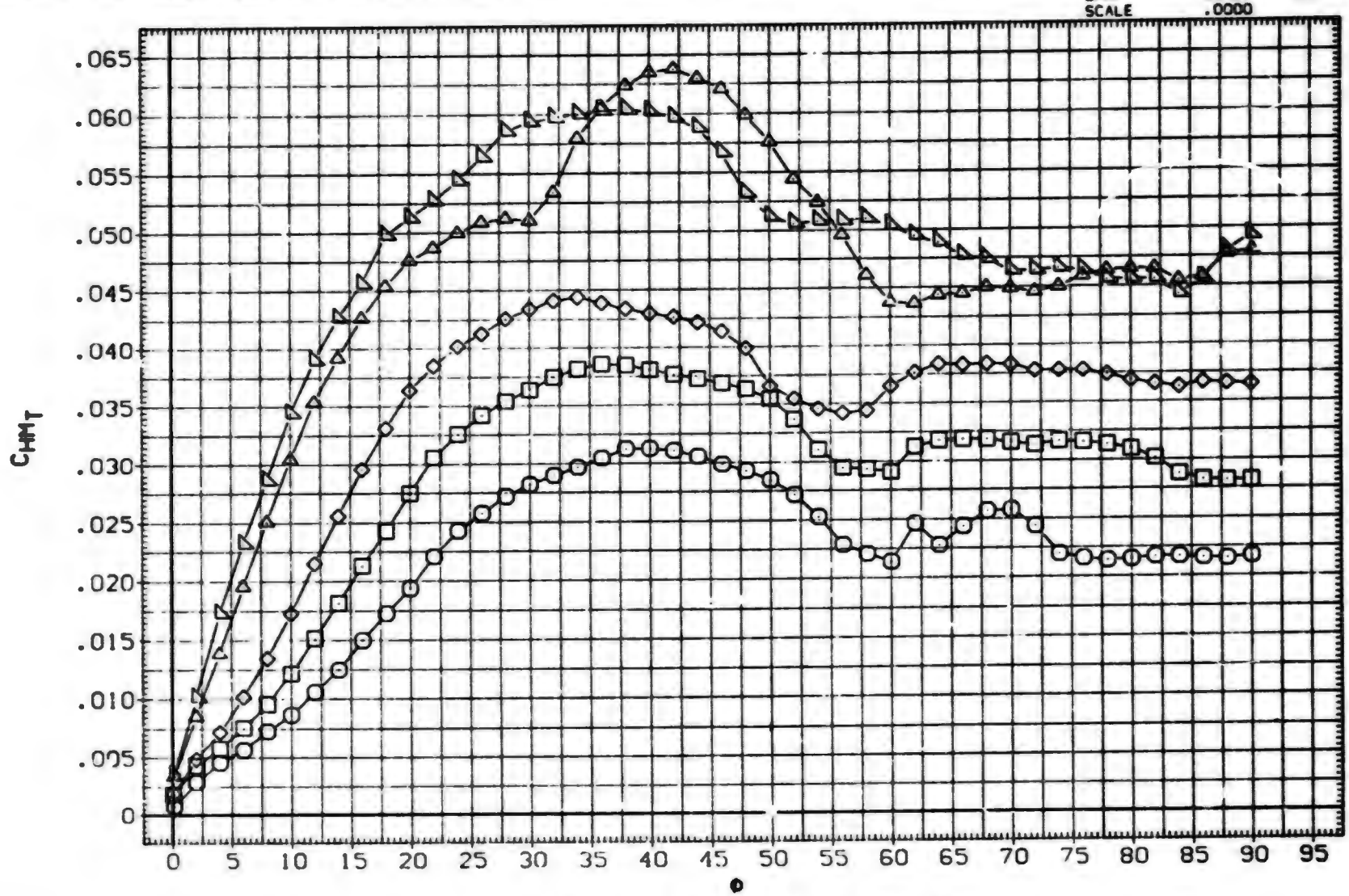

FIN AERODYNAMIC CHARACTERISTICS AS A FUNCTION OF ROLL ANGLE. B1T14 (FIN 3)

(E)MACH = 2.00

DATA SET	SYMBOL	CONFIGURATION DESCRIPTION	ALPHA	LAMBDA	RT.CRD	SEMSPN
(BXACUG)	○	AEDC TF 368 BODY-TAIL. BIT14 (TAIL FIN T3)	25.000	.000	7.499	1.875
(BXACUM)	□	AEDC TF 368 BODY-TAIL. BIT14 (TAIL FIN T3)	30.000	.000	7.499	1.875
(BXACUI)	◇	AEDC TF 368 BODY-TAIL. BIT14 (TAIL FIN T3)	35.000	.000	7.499	1.875
(BXACUJ)	△	AEDC TF 368 BODY-TAIL. BIT14 (TAIL FIN T3)	40.000	.000	7.499	1.875
(BXACUK)	◺	AEDC TF 368 BODY-TAIL. BIT14 (TAIL FIN T3)	45.000	.000	7.499	1.875

REFERENCE INFORMATION		
SREF	7.0380	SQ.IN.
LREF	7.4990	IN.
BREF	1.8750	IN.
XMRP	.6200	IN.
YMRP	.0000	IN.
ZMRP	.0000	IN.
SCALE	.0000	

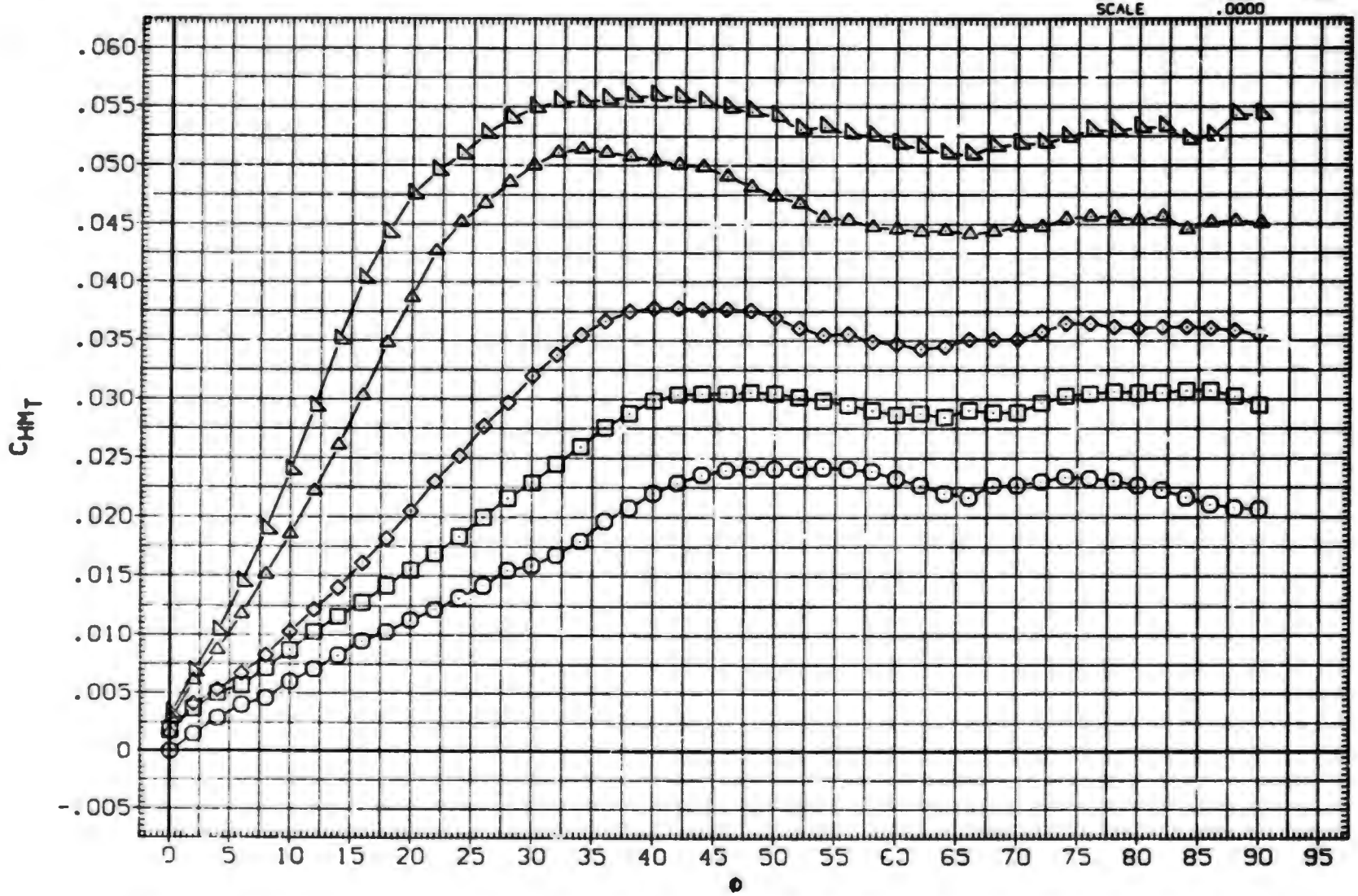

FIN AERODYNAMIC CHARACTERISTICS AS A FUNCTION OF ROLL ANGLE. BIT14 (FIN 3)

(F)MACH = 2.50

DATA SET	SYMBOL	CONFIGURATION DESCRIPTION	ALPHA	LAMBDA	RT.CRD	SEMSPN
(BXACUG)	○	AEDC TF 368 BODY-TAIL. B1T14 (TAIL FIN T3)	25.000	.000	7.499	1.875
(BXACUM)	□	AEDC TF 368 BODY-TAIL. B1T14 (TAIL FIN T3)	30.000	.000	7.499	1.875
(BXACUI)	◇	AEDC TF 368 BODY-TAIL. B1T14 (TAIL FIN T3)	35.000	.000	7.499	1.875
(BXACUJ)	△	AEDC TF 368 BODY-TAIL. B1T14 (TAIL FIN T3)	40.000	.000	7.499	1.875
(BXACUK)	◺	AEDC TF 368 BODY-TAIL. B1T14 (TAIL FIN T3)	45.000	.000	7.499	1.875

REFERENCE INFORMATION		
SREF	7.0380	SQ. IN.
LREF	7.4990	IN.
BREF	1.8750	IN.
XMRP	.6200	IN.
YMRP	.0000	IN.
ZMRP	.0000	IN.
SCALE	.0000	

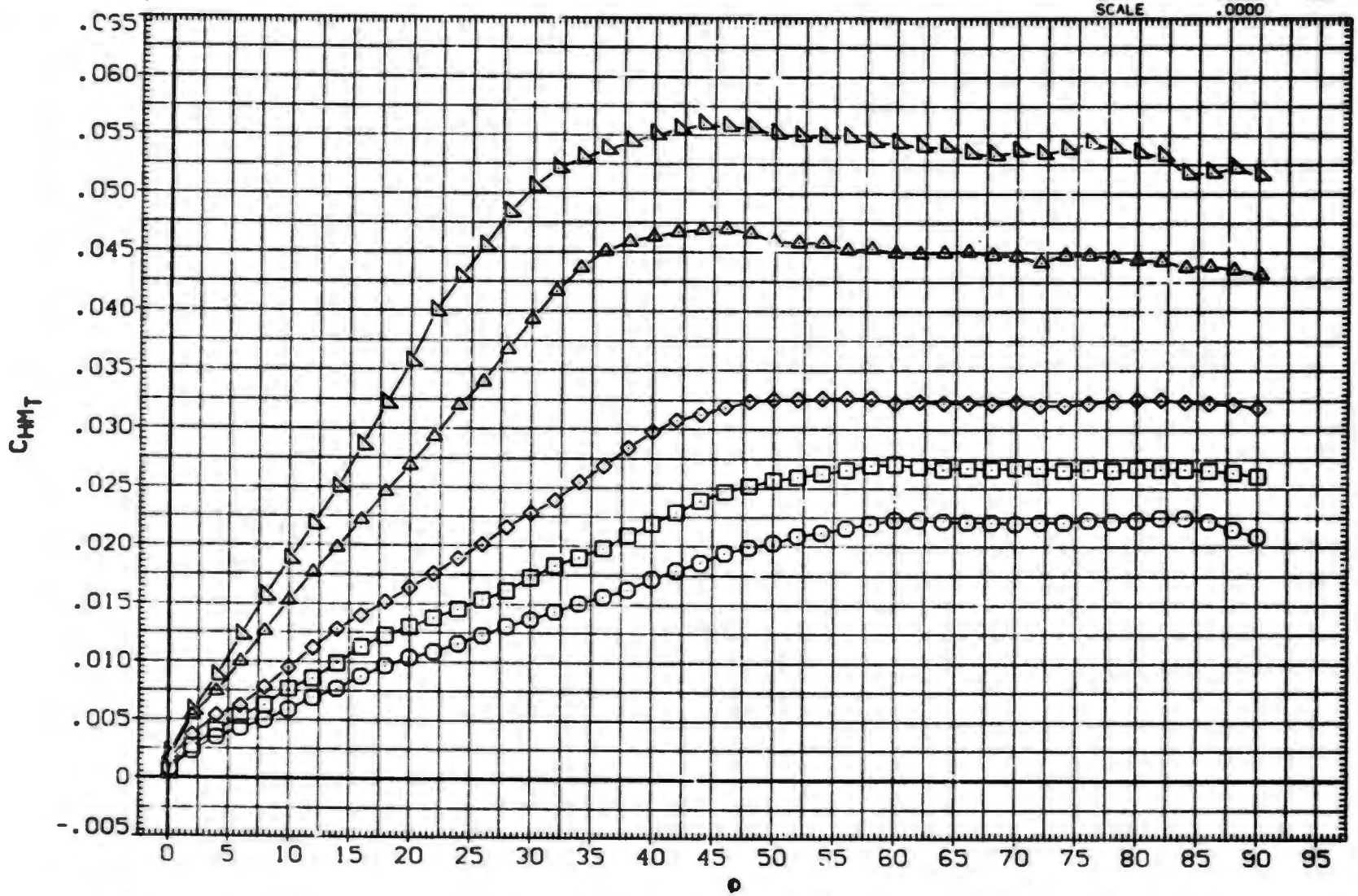

FIN AERODYNAMIC CHARACTERISTICS AS A FUNCTION OF ROLL ANGLE. B1T14 (FIN 3)

(G)MACH = 2.01

DATA SET	SYMBOL	CONFIGURATION DESCRIPTION	ALPHA	LAMBDA	RT.CRD	SEMSPN
(BXACUG)	○	AEDC TF 368 BODY-TAIL. BIT14 (TAIL FIN T3)	25.000	.000	7.499	1.875
(BXACUH)	□	AEDC TF 368 BODY-TAIL. BIT14 (TAIL FIN T3)	30.000	.000	7.499	1.875
(BXACUI)	◇	AEDC TF 368 BODY-TAIL. BIT14 (TAIL FIN T3)	35.000	.000	7.499	1.875
(BXACUJ)	△	AEDC TF 368 BODY-TAIL. BIT14 (TAIL FIN T3)	40.000	.000	7.499	1.875
(BXACUK)	◺	AEDC TF 368 BODY-TAIL. BIT14 (TAIL FIN T3)	45.000	.000	7.499	1.875

REFERENCE INFORMATION		
SREF	7.0380	SQ.IN.
LREF	7.4990	IN.
BREF	1.8750	IN.
XMRP	.6200	IN.
YMRP	.0000	IN.
ZMRP	.0000	IN.
SCALE	.0000	

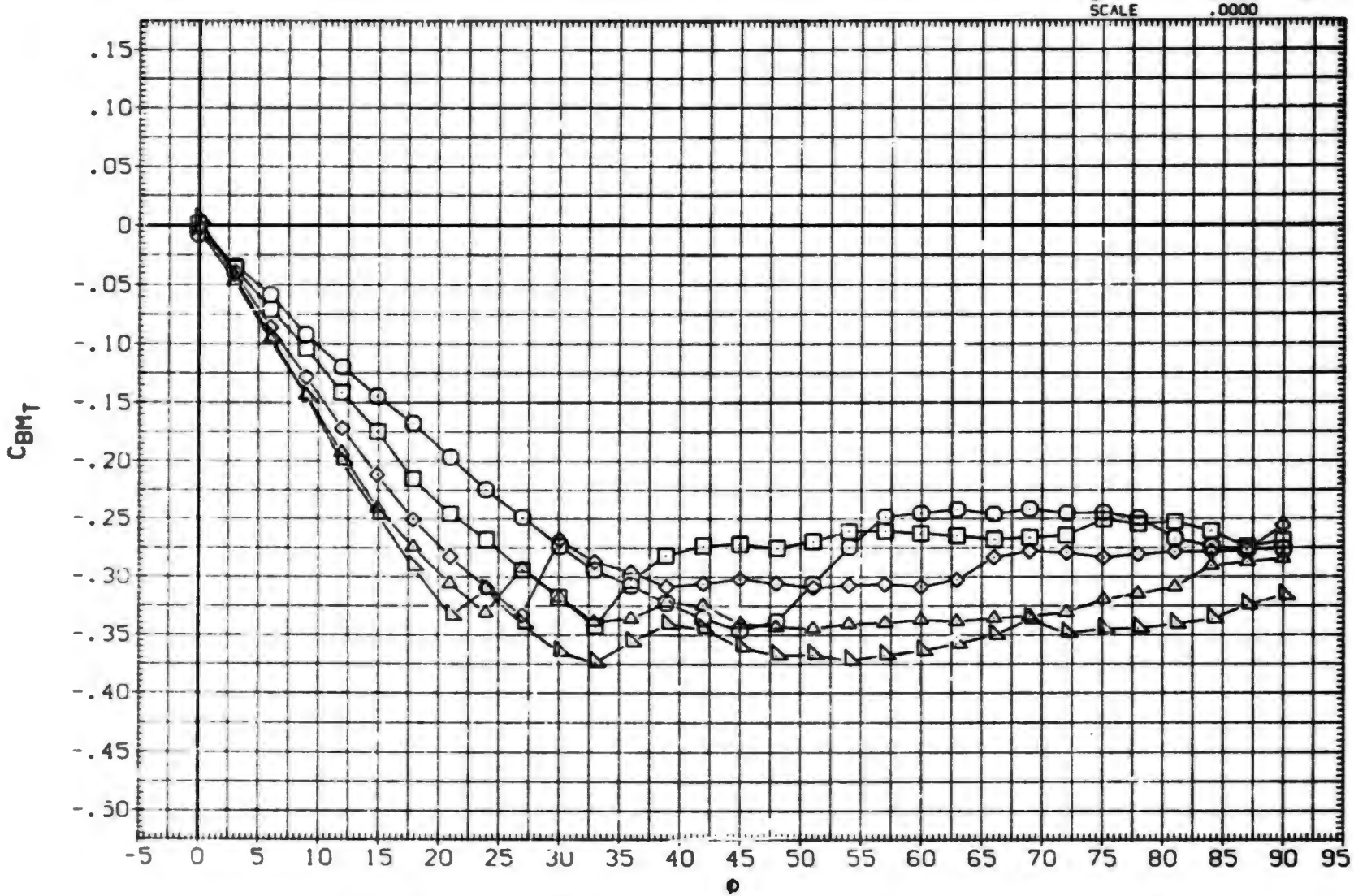

FIN AERODYNAMIC CHARACTERISTICS AS A FUNCTION OF ROLL ANGLE. BIT14 (FIN 3)

(A)MACH = .80

DATA SET	SYMBOL	CONFIGURATION DESCRIPTION	ALPHA	LAMBDA	RT.CRD	SEMSPN
(BXACUG)	○	AEDC TF 368 BODY-TAIL. B1T14 (TAIL FIN T3)	25.000	.000	7.499	1.875
(BXACUH)	□	AEDC TF 368 BODY-TAIL. B1T14 (TAIL FIN T3)	30.000	.000	7.499	1.875
(BXACUI)	◇	AEDC TF 368 BODY-TAIL. B1T14 (TAIL FIN T3)	35.000	.000	7.499	1.875
(BXACUJ)	△	AEDC TF 368 BODY-TAIL. B1T14 (TAIL FIN T3)	40.000	.000	7.499	1.875
(BXACUK)	◺	AEDC TF 368 BODY-TAIL. B1T14 (TAIL FIN T3)	45.000	.000	7.499	1.875

REFERENCE INFORMATION

SREF	7.0380	SQ. IN.
LREF	7.4990	IN.
BREF	1.8750	IN.
XMRP	.6200	IN.
YMRP	.0000	IN.
ZMRP	.0000	IN.
SCALE	.0000	

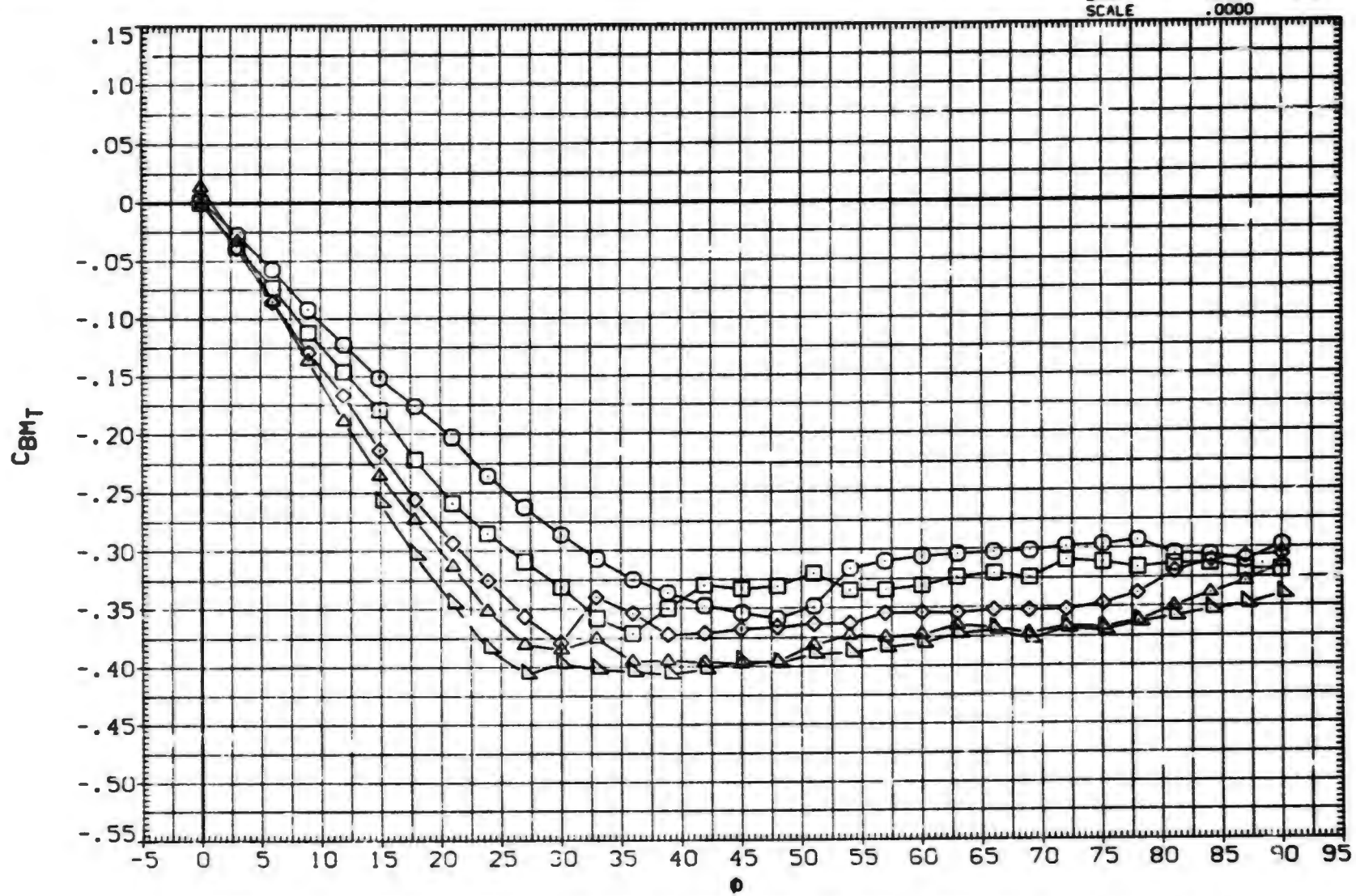

FIN AERODYNAMIC CHARACTERISTICS AS A FUNCTION OF ROLL ANGLE. B1T14 (FIN 3)

(B)MACH = 1.00

DATA SET	SYMBOL	CONFIGURATION DESCRIPTION	ALPHA	LAMBDA	RT.CRD	SEMSPN
(BxACUG)	○	AEDC TF 368 BODY-TAIL. BIT14 (TAIL FIN T3)	25.000	.000	7.499	1.875
(BxACUH)	□	AEDC TF 368 BODY-TAIL. BIT14 (TAIL FIN T3)	30.000	.000	7.499	1.875
(BxACUI)	◇	AEDC TF 368 BODY-TAIL. BIT14 (TAIL FIN T3)	35.000	.000	7.499	1.875
(BxACUJ)	△	AEDC TF 368 BODY-TAIL. BIT14 (TAIL FIN T3)	40.000	.000	7.499	1.875
(BxACUK)	◺	AEDC TF 368 BODY-TAIL. BIT14 (TAIL FIN T3)	45.000	.000	7.499	1.875

REFERENCE INFORMATION

SREF	7.0380	SQ. IN.
LREF	7.4990	IN.
BREF	1.8750	IN.
XMRP	.6200	IN.
YMRP	.0000	IN.
ZMRP	.0000	IN.
SCALE	.0000	

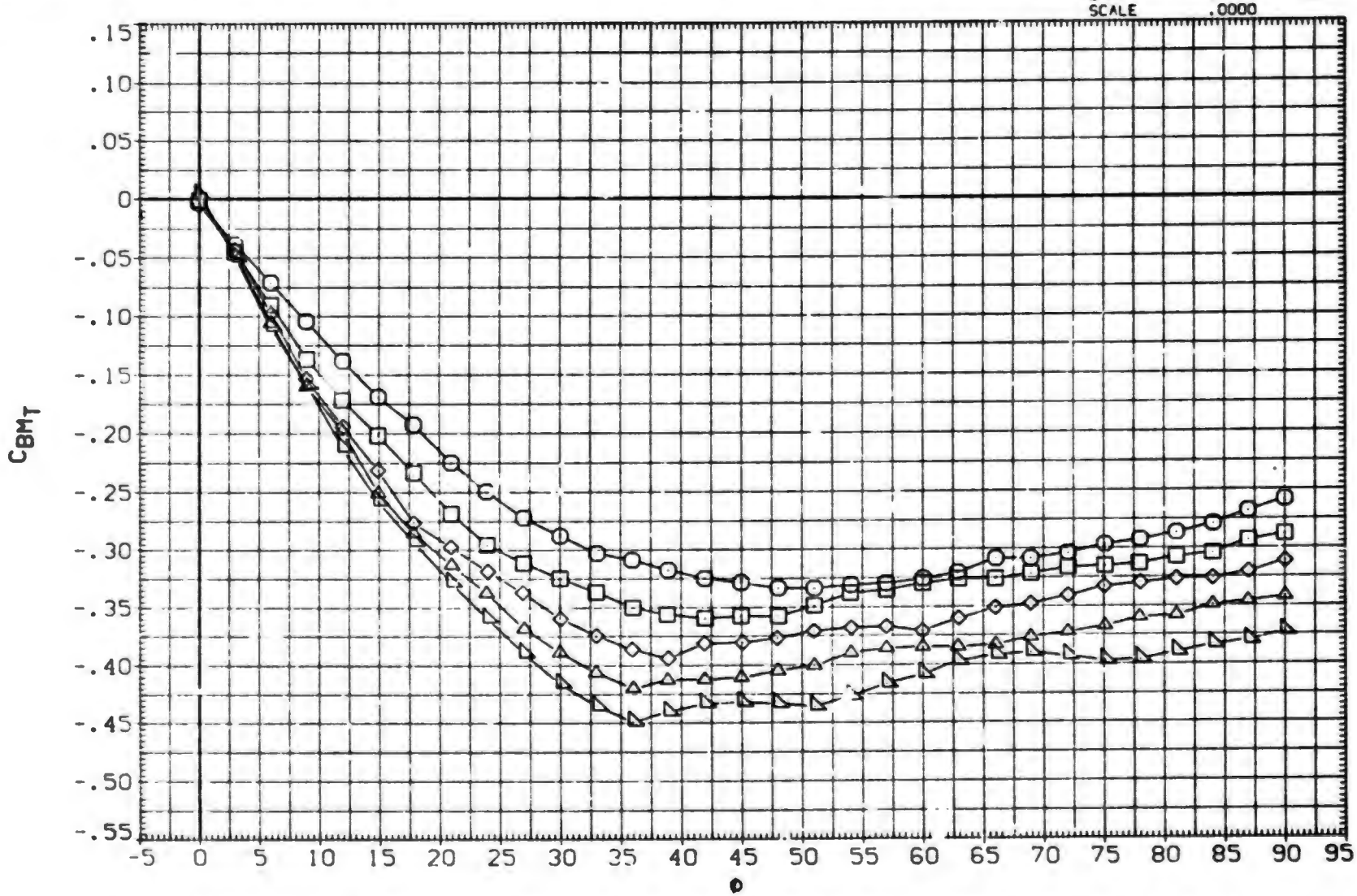

FIN AERODYNAMIC CHARACTERISTICS AS A FUNCTION OF ROLL ANGLE. BIT14 (FIN 3)

(C)MACH = 1.20

DATA SET	SYMBOL	CONFIGURATION DESCRIPTION	ALPHA	LAMBDA	RT.CRD	SEMSPN
(BxACUG)	○	AFDC TF 368 BODY-TAIL. BIT14 (TAIL FIN T3)	25.000	.000	7.499	1.875
(BxACUH)	□	DATA NOT AVAILABLE	30.000	.000	7.499	1.875
(BxACUI)	◇	DATA NOT AVAILABLE	35.000	.000	7.499	1.875
(BxACUJ)	△	DATA NOT AVAILABLE	40.000	.000	7.499	1.875
(BxACUK)	◺	DATA NOT AVAILABLE	45.000	.000	7.499	1.875

REFERENCE INFORMATION

SREF	7.0380	SQ.IN.
LREF	7.4990	IN.
BREF	1.8750	IN.
XMRP	.6200	IN.
YMRP	.0000	IN.
ZMRP	.0000	IN.
SCALE	.0000	

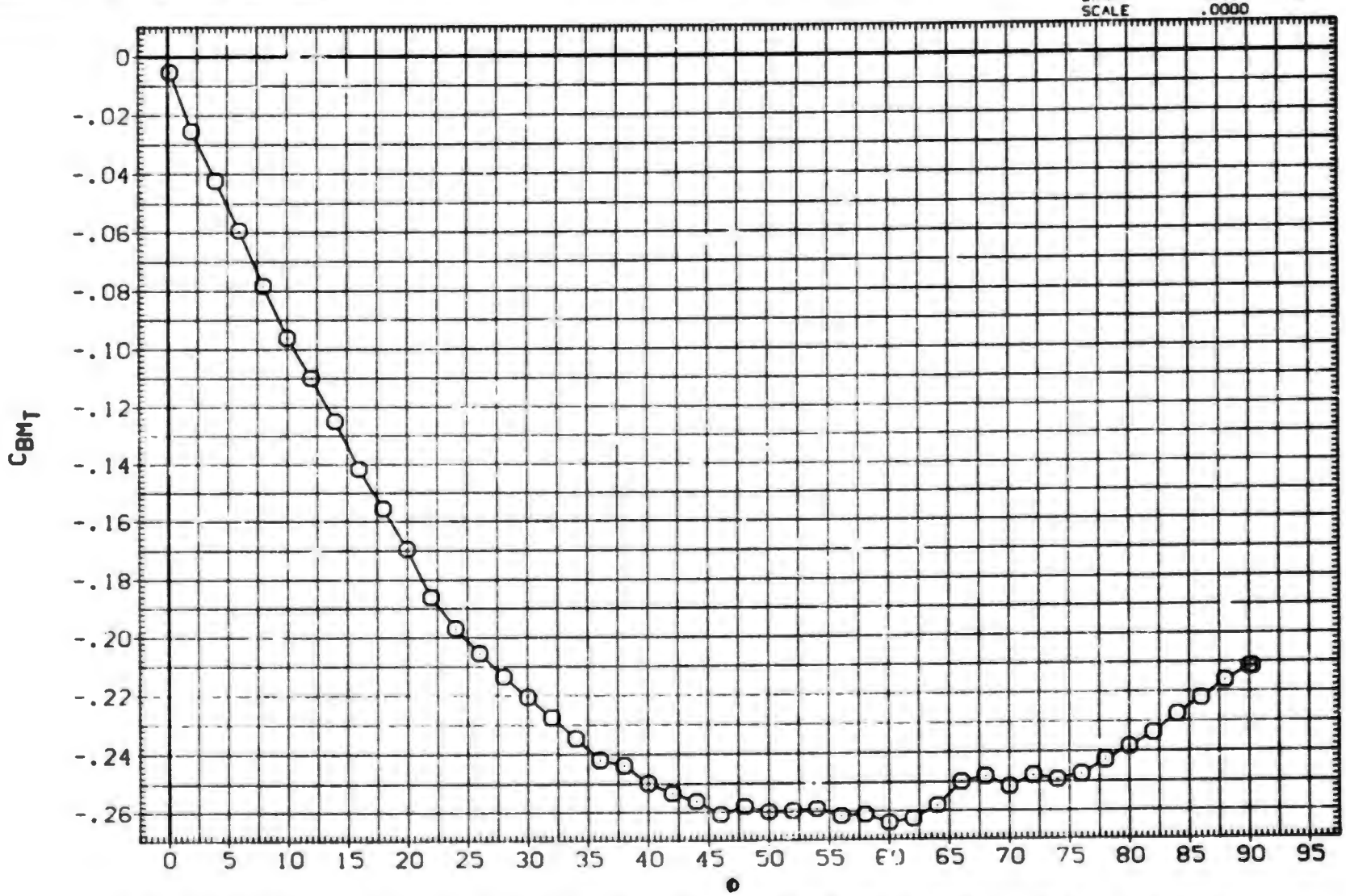

FIN AERODYNAMIC CHARACTERISTICS AS A FUNCTION OF ROLL ANGLE. BIT14 (FIN 3)

(D)MACH = 1.76

DATA SET	SYMBOL	CONFIGURATION DESCRIPTION	ALPHA	LAMBDA	RT.CRD	SEMSPN
(BxACUG)	○	AEDC TF 368 BODY-TAIL. BIT14 (TAIL FIN T3)	25.000	.000	7.499	1.875
(BxACUH)	□	AEDC TF 368 BODY-TAIL. BIT14 (TAIL FIN T3)	30.000	.000	7.499	1.875
(BxACUI)	◇	AEDC TF 368 BODY-TAIL. BIT14 (TAIL FIN T3)	35.000	.000	7.499	1.875
(BxACUJ)	△	AEDC TF 368 BODY-TAIL. BIT14 (TAIL FIN T3)	40.000	.000	7.499	1.875
(BxACUK)	◺	AEDC TF 368 BODY-TAIL. BIT14 (TAIL FIN T3)	45.000	.000	7.499	1.875

REFERENCE INFORMATION

SREF	7.0380	SQ.IN.
LREF	7.4990	IN.
BREF	1.8750	IN.
XMRP	.6200	IN.
YMRP	.0000	IN.
ZMRP	.0000	IN.
SCALE	.0000	

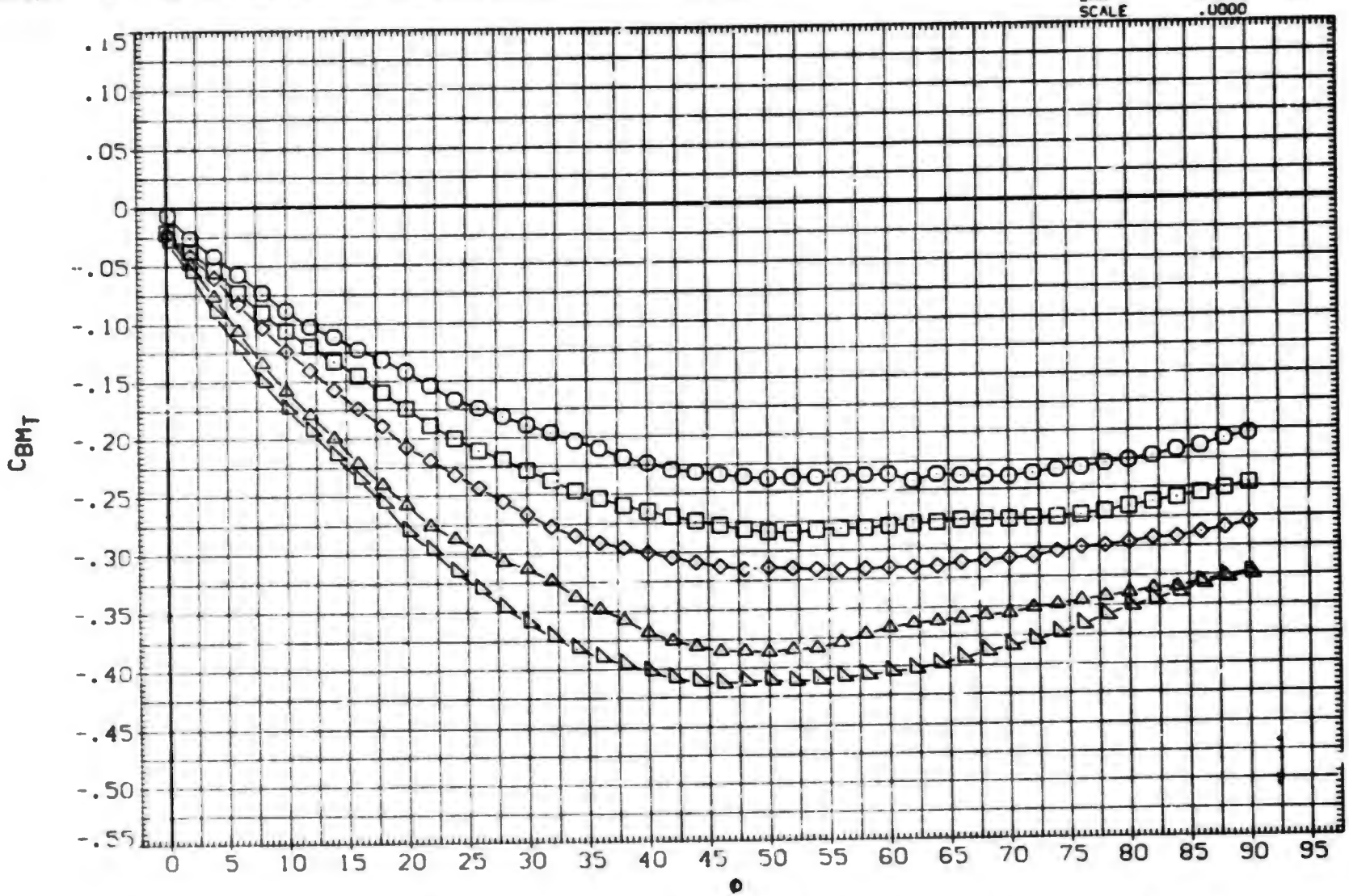

FIN AERODYNAMIC CHARACTERISTICS AS A FUNCTION OF ROLL ANGLE. BIT14 (FIN 3)

(E)MACH = 2.00

DATA SET	SYMBOL	CONFIGURATION DESCRIPTION	ALPHA	LAMBDA	RT.CRD	SEMSPN
(BXACUG)	○	AEDC TF 368 BODY-TAIL. BIT14 (TAIL FIN T3)	25.000	.000	7.499	1.875
(BXACUH)	□	AEDC TF 368 BODY-TAIL. BIT14 (TAIL FIN T3)	30.000	.000	7.499	1.875
(BXACUI)	◇	AEDC TF 368 BODY-TAIL. BIT14 (TAIL FIN T3)	35.000	.000	7.499	1.875
(BXACUJ)	△	AEDC TF 368 BODY-TAIL. BIT14 (TAIL FIN T3)	40.000	.000	7.499	1.875
(BXACUK)	◺	AEDC TF 368 BODY-TAIL. BIT14 (TAIL FIN T3)	45.000	.000	7.499	1.875

REFERENCE INFORMATION

SREF	7.0380	SQ.IN.
LREF	7.4990	IN.
BREF	1.8750	IN.
XMRP	.6200	IN.
YMRP	.0000	IN.
ZMRP	.0000	IN.
SCALE	.0000	

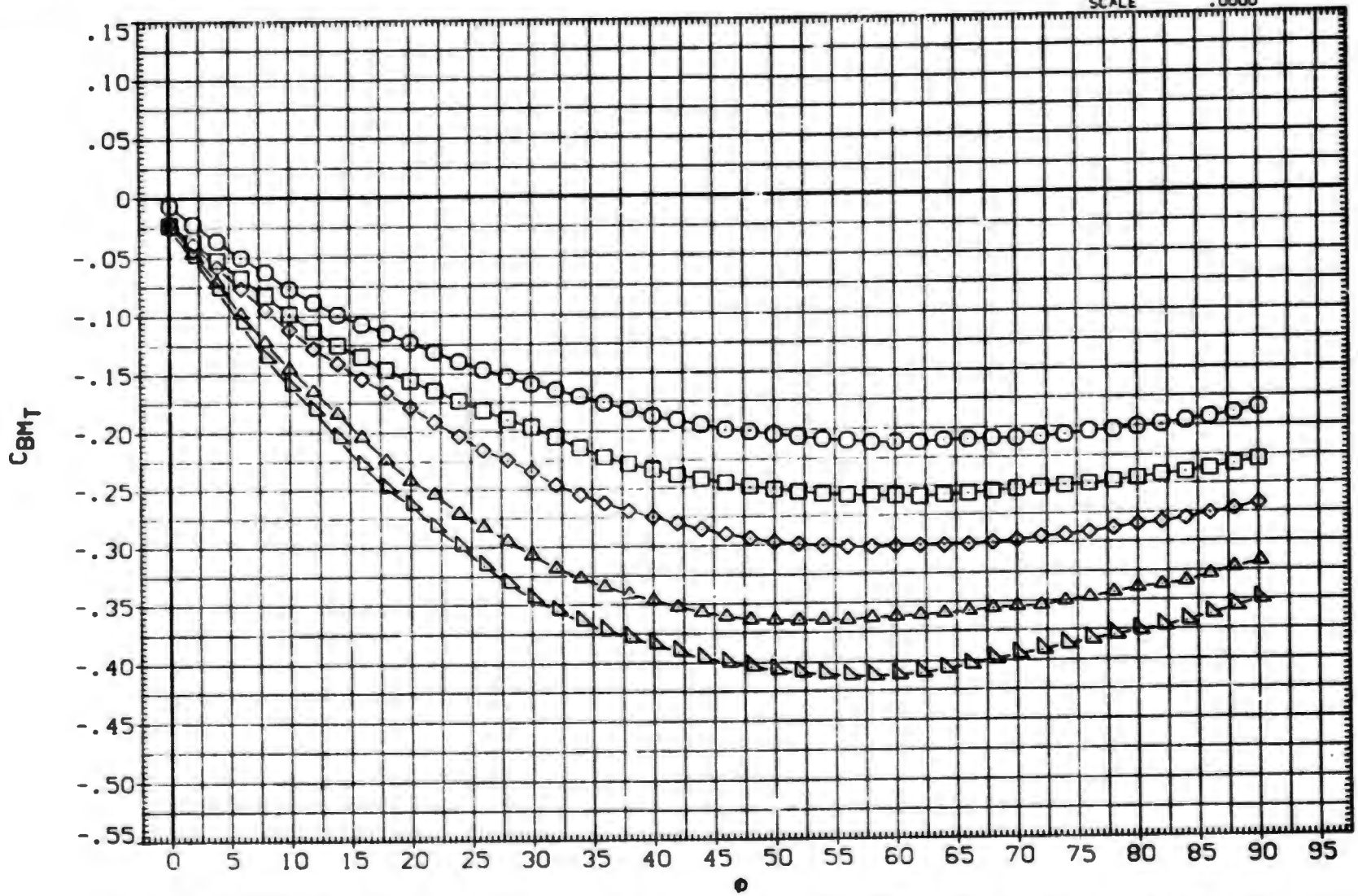

FIN AERODYNAMIC CHARACTERISTICS AS A FUNCTION OF ROLL ANGLE. BIT14 (FIN 3)

(F)MACH = 2.50

DATA SET	SYMBOL	CONFIGURATION DESCRIPTION	ALPHA	LAMBDA	RT.CRD	SEMSPN
(BXACUG)	○	AEDC TF 368 BODY-TAIL. BIT14 (TAIL FIN T3)	25.000	.000	7.499	1.875
(BXACUH)	□	AEDC TF 368 BODY-TAIL. BIT14 (TAIL FIN T3)	30.000	.000	7.499	1.875
(BXACUI)	◇	AEDC TF 368 BODY-TAIL. BIT14 (TAIL FIN T3)	35.000	.000	7.499	1.875
(BXACUJ)	△	AEDC TF 368 BODY-TAIL. BIT14 (TAIL FIN T3)	40.000	.000	7.499	1.875
(BXACUK)	◺	AEDC TF 368 BODY-TAIL. BIT14 (TAIL FIN T3)	45.000	.000	7.499	1.875

REFERENCE INFORMATION		
SREF	7.0380	SQ.IN.
LREF	7.4990	IN.
BREF	1.8750	IN.
XMRP	.6200	IN.
YMRP	.0000	IN.
ZMRP	.0000	IN.
SCALE	.0000	

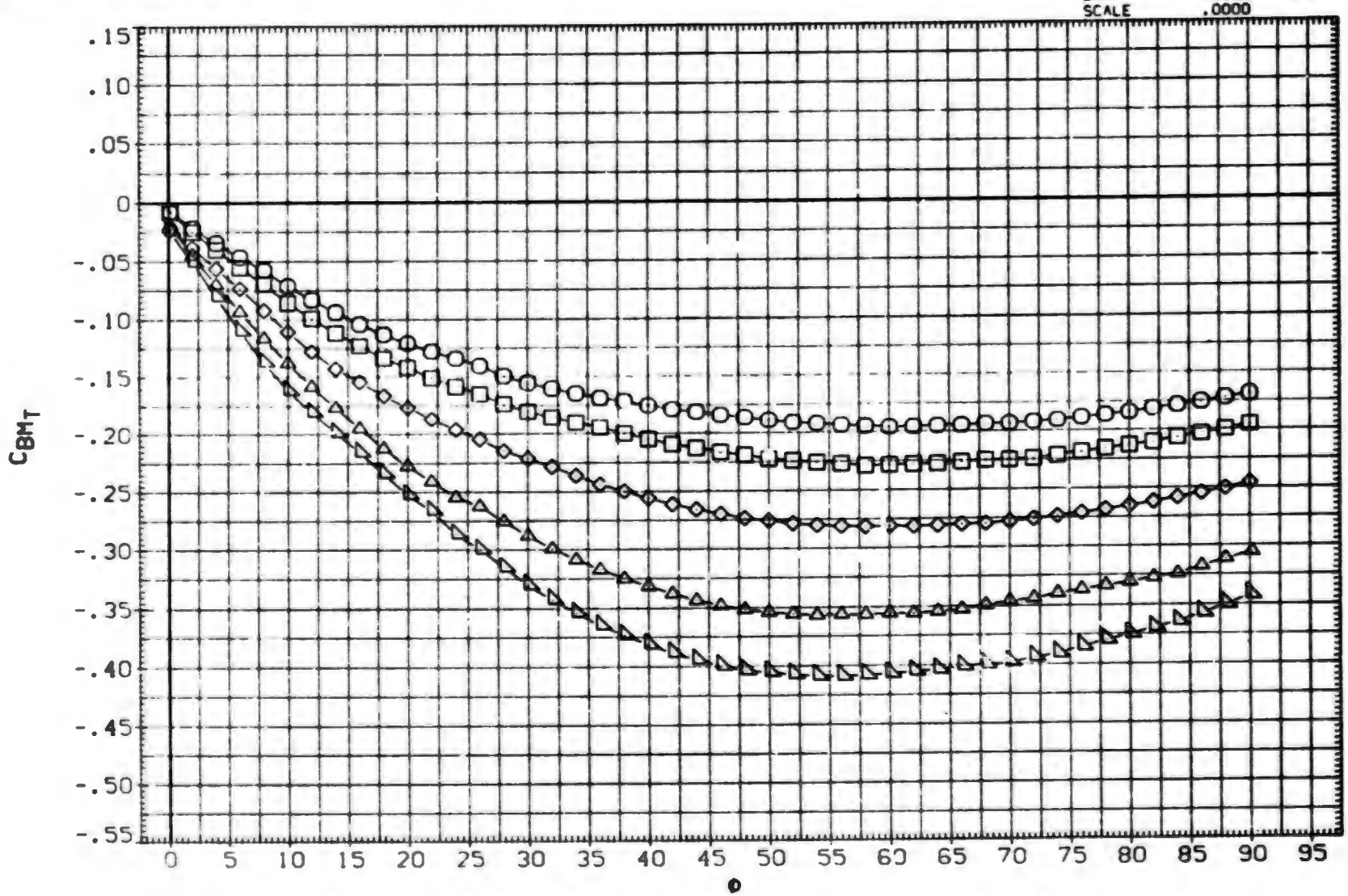

FIN AERODYNAMIC CHARACTERISTICS AS A FUNCTION OF ROLL ANGLE. BIT14 (FIN 3)

(G)MACH = 3.01

DATA SET	SYMBOL	CONFIGURATION DESCRIPTION	ALPHA	LAMBDA	RT.CRD	SEMSPN
(BXACUG)	○	AEDC TF 368 BODY-TAIL. BIT14 (TAIL FIN T3)	25.000	.000	7.499	1.875
(BXACUM)	□	AEDC TF 368 BODY-TAIL. BIT14 (TAIL FIN T3)	30.000	.000	7.499	1.875
(BXACUI)	◇	AEDC TF 368 BODY-TAIL. BIT14 (TAIL FIN T3)	35.000	.000	7.499	1.875
(BXACUJ)	◇	AEDC TF 368 BODY-TAIL. BIT14 (TAIL FIN T3)	40.000	.000	7.499	1.875
(BXACUK)	△	AEDC TF 368 BODY-TAIL. BIT14 (TAIL FIN T3)	45.000	.000	7.499	1.875

REFERENCE INFORMATION		
SREF	7.0380	80. IN.
LREF	7.4990	IN.
BREF	1.8750	IN.
XMRP	.6200	IN.
YMRP	.0000	IN.
ZMRP	.0000	IN.
SCALE	.0000	

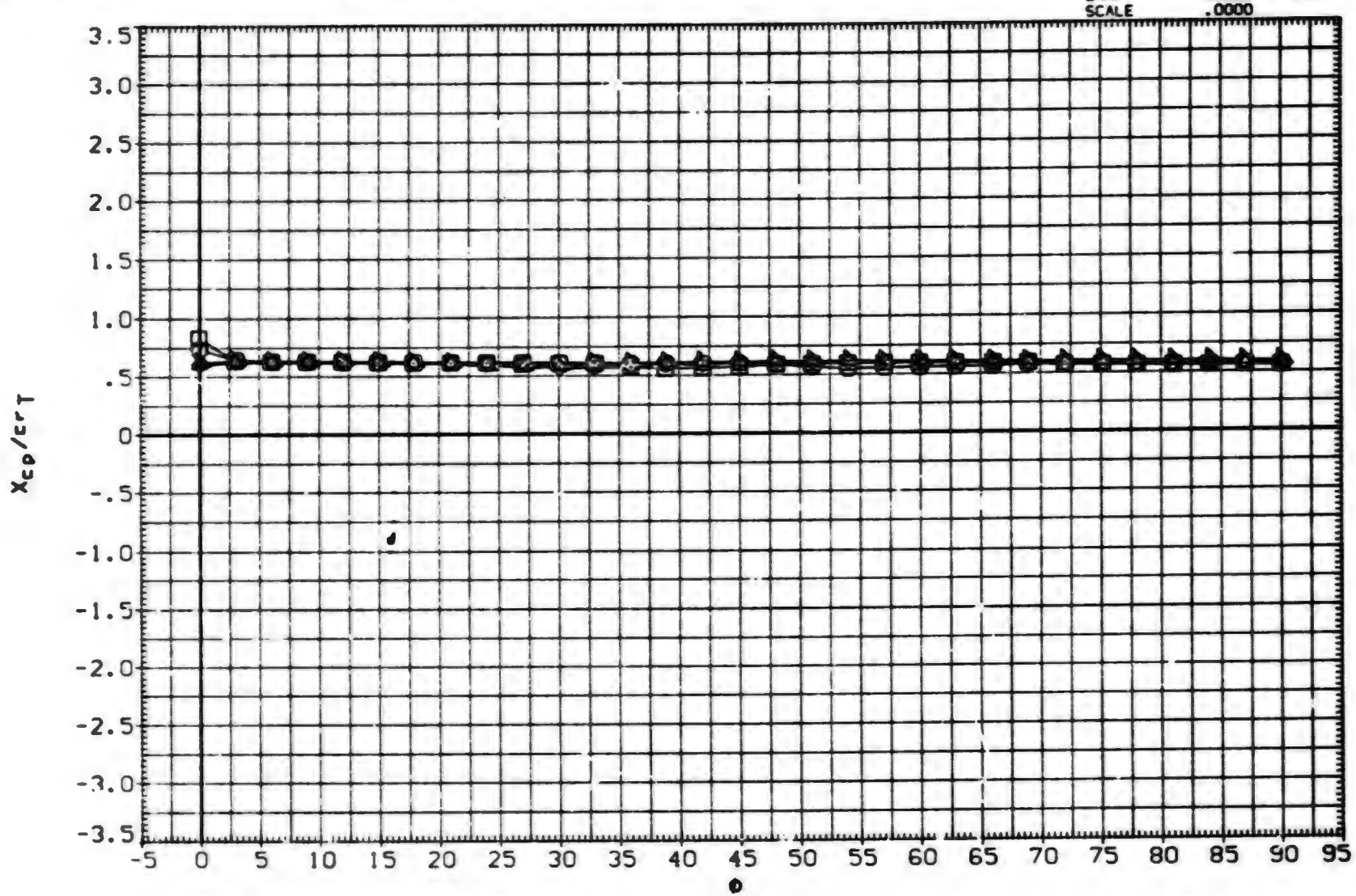

FIN AERODYNAMIC CHARACTERISTICS AS A FUNCTION OF ROLL ANGLE. BIT14 (FIN 3)

(A)MACH = .80

DATA SET	SYMBOL	CONFIGURATION DESCRIPTION
(BxACUG)	○	AEDC TF 360 BODY-TAIL. BIT14 (TAIL FIN T3)
(BxACUH)	□	AEDC TF 360 BODY-TAIL. BIT14 (TAIL FIN T3)
(BxACUI)	◇	AEDC TF 360 BODY-TAIL. BIT14 (TAIL FIN T3)
(BxACUJ)	◁	AEDC TF 360 BODY-TAIL. BIT14 (TAIL FIN T3)
(BxACUK)	△	AEDC TF 360 BODY-TAIL. BIT14 (TAIL FIN T3)

ALPHA	LAMBDA	RT.CRD	SEMSPN
25.000	.000	7.499	1.875
30.000	.000	7.499	1.875
35.000	.000	7.499	1.875
40.000	.000	7.499	1.875
45.000	.000	7.499	1.875

REFERENCE INFORMATION		
SREF	7.0380	SQ. IN.
LREF	7.4990	IN.
BREF	1.8750	IN.
XMRP	.6200	IN.
YMRP	.0000	IN.
ZMRP	.0000	IN.
SCALE	.0000	

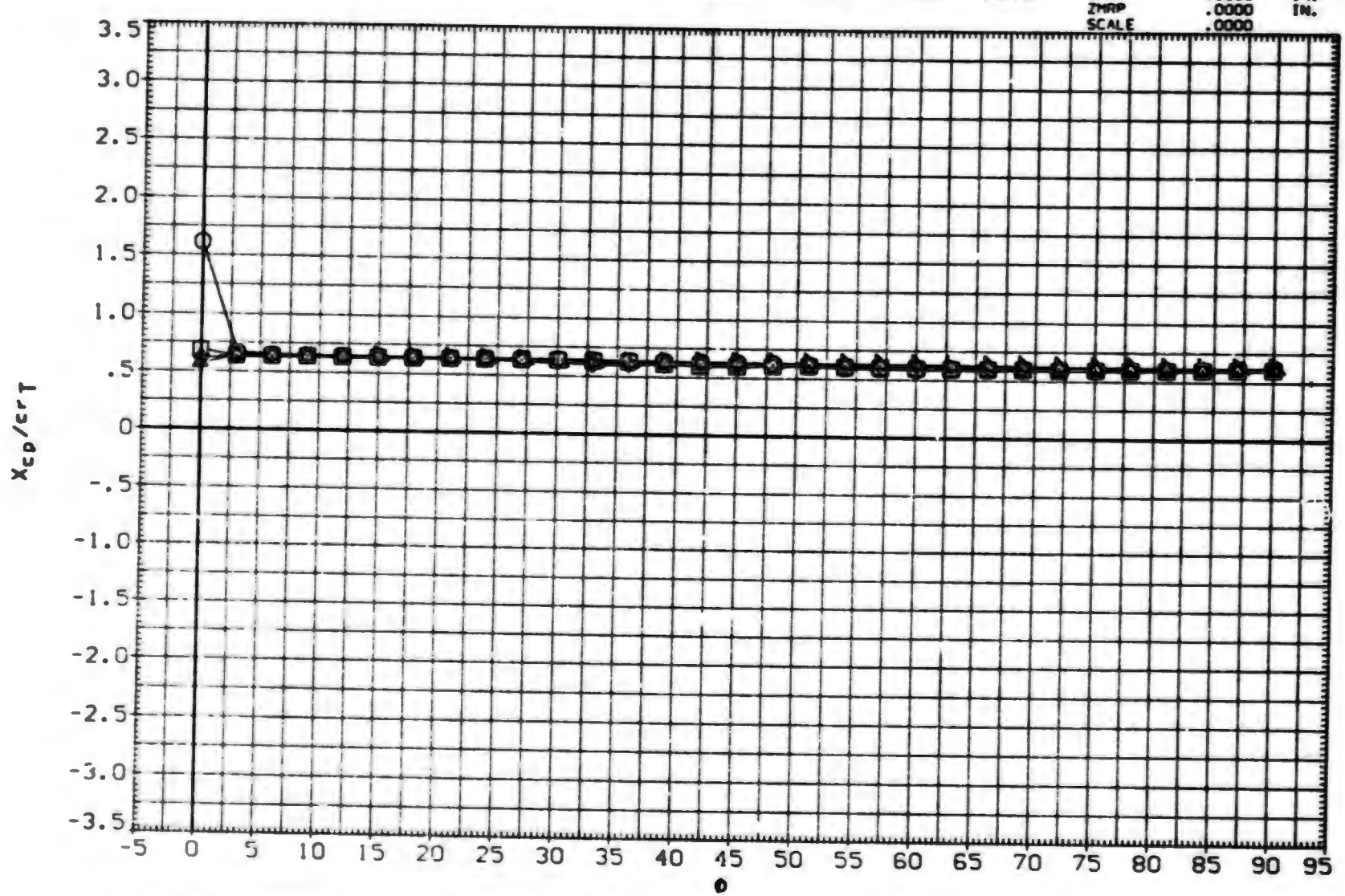

FIN AERODYNAMIC CHARACTERISTICS AS A FUNCTION OF ROLL ANGLE. BIT14 (FIN 3)

(B)MACH = 1.00

DATA SET	SYMBOL	CONFIGURATION DESCRIPTION	ALPHA	LAMBDA	RT.CRD	SEMSPN
(BXACUG)	○	AEDC TF 368 BODY-TAIL. B1T14 (TAIL FIN T3)	25.000	.000	7.499	1.875
(BXACUH)	□	AEDC TF 368 BODY-TAIL. B1T14 (TAIL FIN T3)	30.000	.000	7.499	1.875
(BXACUI)	◇	AEDC TF 368 BODY-TAIL. B1T14 (TAIL FIN T3)	35.000	.000	7.499	1.875
(BXACUJ)	⬠	AEDC TF 368 BODY-TAIL. B1T14 (TAIL FIN T3)	40.000	.000	7.499	1.875
(BXACUK)	△	AEDC TF 368 BODY-TAIL. B1T14 (TAIL FIN T3)	45.000	.000	7.499	1.875

REFERENCE INFORMATION

SREF	7.0380	SQ.IN.
LREF	7.4990	IN.
BREF	1.8750	IN.
XMRP	.6200	IN.
YMRP	.0000	IN.
ZMRP	.0000	IN.
SCALE	.0000	

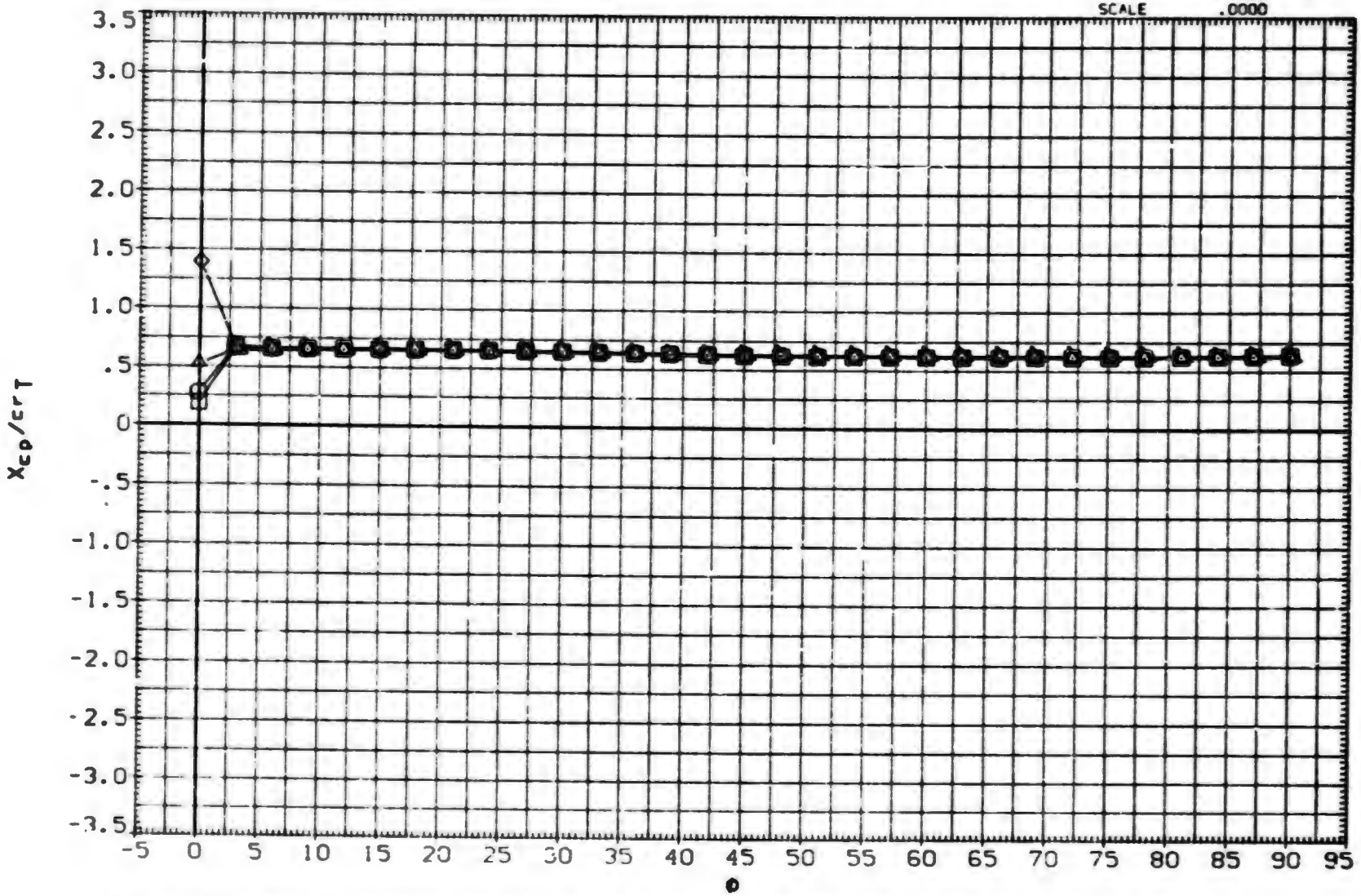

FIN AERODYNAMIC CHARACTERISTICS AS A FUNCTION OF ROLL ANGLE. B1T14 (FIN 3)

(C)MACH = 1.20

DATA SET	SYMBOL	CONFIGURATION DESCRIPTION
(BXACUG)	○	AEDC TF 368 BODY-TAIL. BIT14 (TAIL FIN T3)
(BXACUH)	□	DATA NOT AVAILABLE
(BXACUI)	◇	DATA NOT AVAILABLE
(BXACUJ)	△	DATA NOT AVAILABLE
(BXACUK)	◺	DATA NOT AVAILABLE

ALPHA	LAMBDA	RT.CRD	SEMSPN
25.000	.000	7.499	1.875
30.000	.000	7.499	1.875
35.000	.000	7.499	1.875
40.000	.000	7.499	1.875
45.000	.000	7.499	1.875

REFERENCE INFORMATION

SREF	7.0380	SQ. IN.
LREF	7.4990	IN.
BREF	1.8750	IN.
XMRP	.6200	IN.
YMRP	.0000	IN.
ZMRP	.0000	IN.
SCALE	.0000	

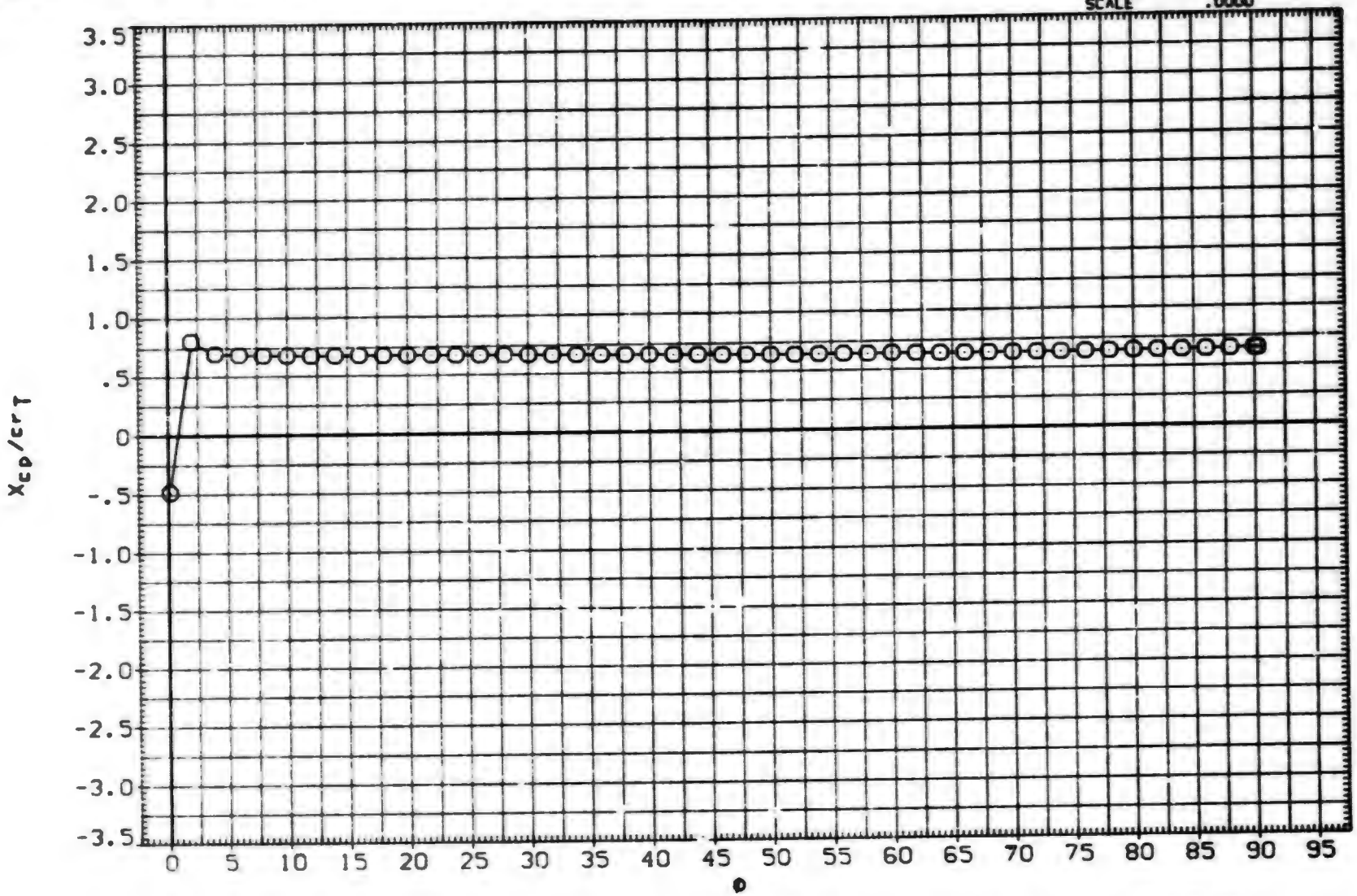

FIN AERODYNAMIC CHARACTERISTICS AS A FUNCTION OF ROLL ANGLE. BIT14 (FIN 3)

(D)MACH = 1.76

DATA SET	SYMBOL	CONFIGURATION DESCRIPTION	ALPHA	LAMBDA	RT.CRD	SEMSPN
(BXACUG)	○	AEDC TF 368 BODY-TAIL. B1T14 (TAIL FIN T3)	25.000	.000	7.499	1.875
(BXACUH)	□	AEDC TF 368 BODY-TAIL. B1T14 (TAIL FIN T3)	30.000	.000	7.499	1.875
(BXACUI)	◇	AEDC TF 368 BODY-TAIL. B1T14 (TAIL FIN T3)	35.000	.000	7.499	1.875
(BXACUJ)	◸	AEDC TF 368 BODY-TAIL. B1T14 (TAIL FIN T3)	40.000	.000	7.499	1.875
(BXACUK)	◹	AEDC TF 368 BODY-TAIL. B1T14 (TAIL FIN T3)	45.000	.000	7.499	1.875

REFERENCE INFORMATION

SREF	7.0380	SQ.IN.
LREF	7.4990	IN.
BREF	1.8750	IN.
XMRP	.6200	IN.
YMRP	.0000	IN.
ZMRP	.0000	IN.
SCALE	.JUUO	

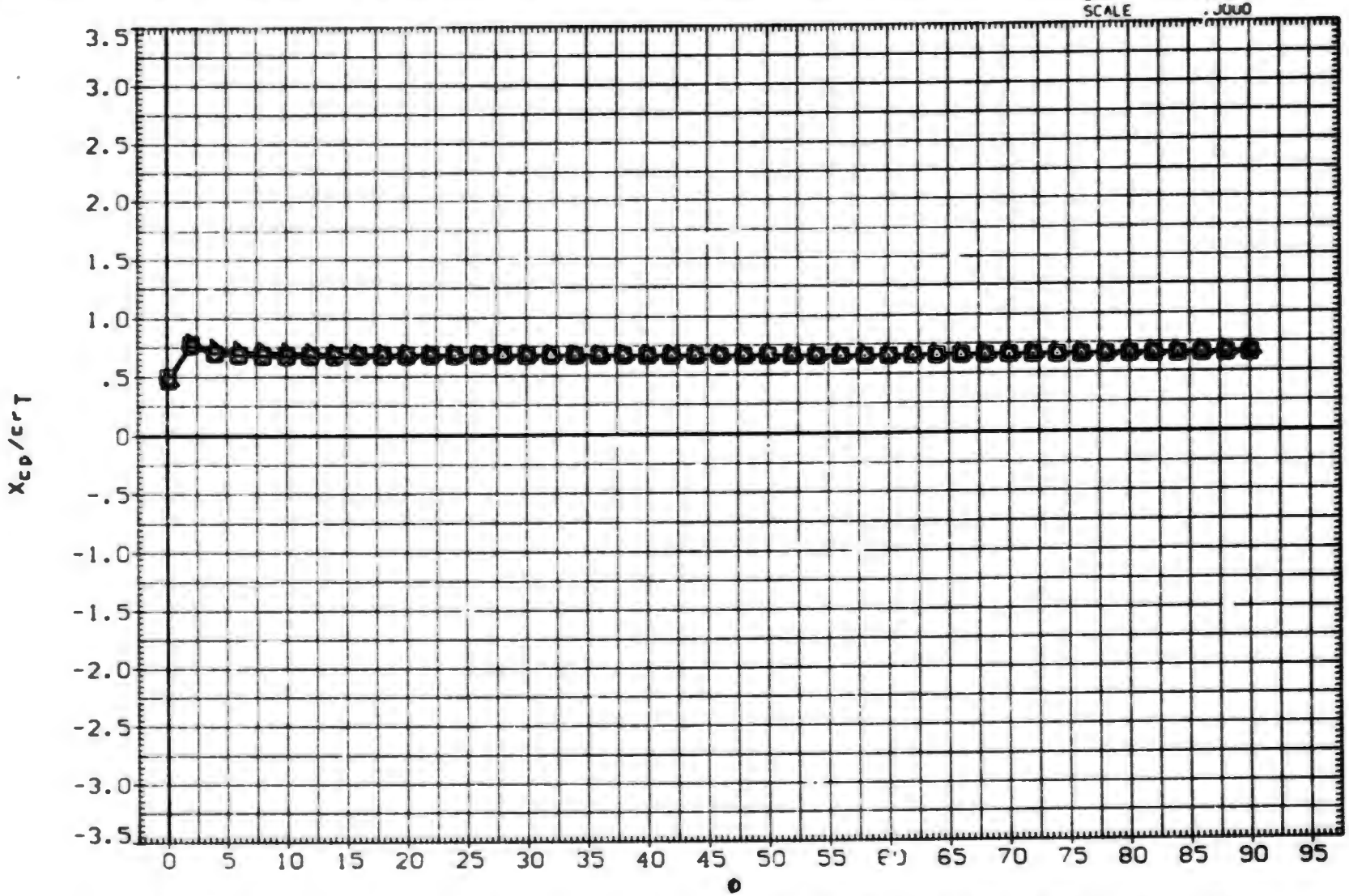

FIN AERODYNAMIC CHARACTERISTICS AS A FUNCTION OF ROLL ANGLE. B1T14 (FIN 3)

(E)MACH = 2.00

DATA SET	SYMBOL	CONFIGURATION DESCRIPTION	ALPHA	LAMBDA	RT.CRD	SEMSPN
(BXACUG)	○	AEDC TF 368 BODY-TAIL. BIT14 (TAIL FIN T3)	25.000	.000	7.499	1.875
(BXACUH)	□	AEDC TF 368 BODY-TAIL. BIT14 (TAIL FIN T3)	30.000	.000	7.499	1.875
(BXACUI)	◇	AEDC TF 368 BODY-TAIL. BIT14 (TAIL FIN T3)	35.000	.000	7.499	1.875
(BXACUJ)	◁	AEDC TF 368 BODY-TAIL. BIT14 (TAIL FIN T3)	40.000	.000	7.499	1.875
(BXACUK)	△	AEDC TF 368 BODY-TAIL. BIT14 (TAIL FIN T3)	45.000	.000	7.499	1.875

REFERENCE INFORMATION		
SREF	7.0380	SQ.IN.
LREF	7.4990	IN.
BREF	1.8750	IN.
XMRP	.6200	IN.
YMRP	.0000	IN.
ZMRP	.0000	IN.
SCALE	.0000	

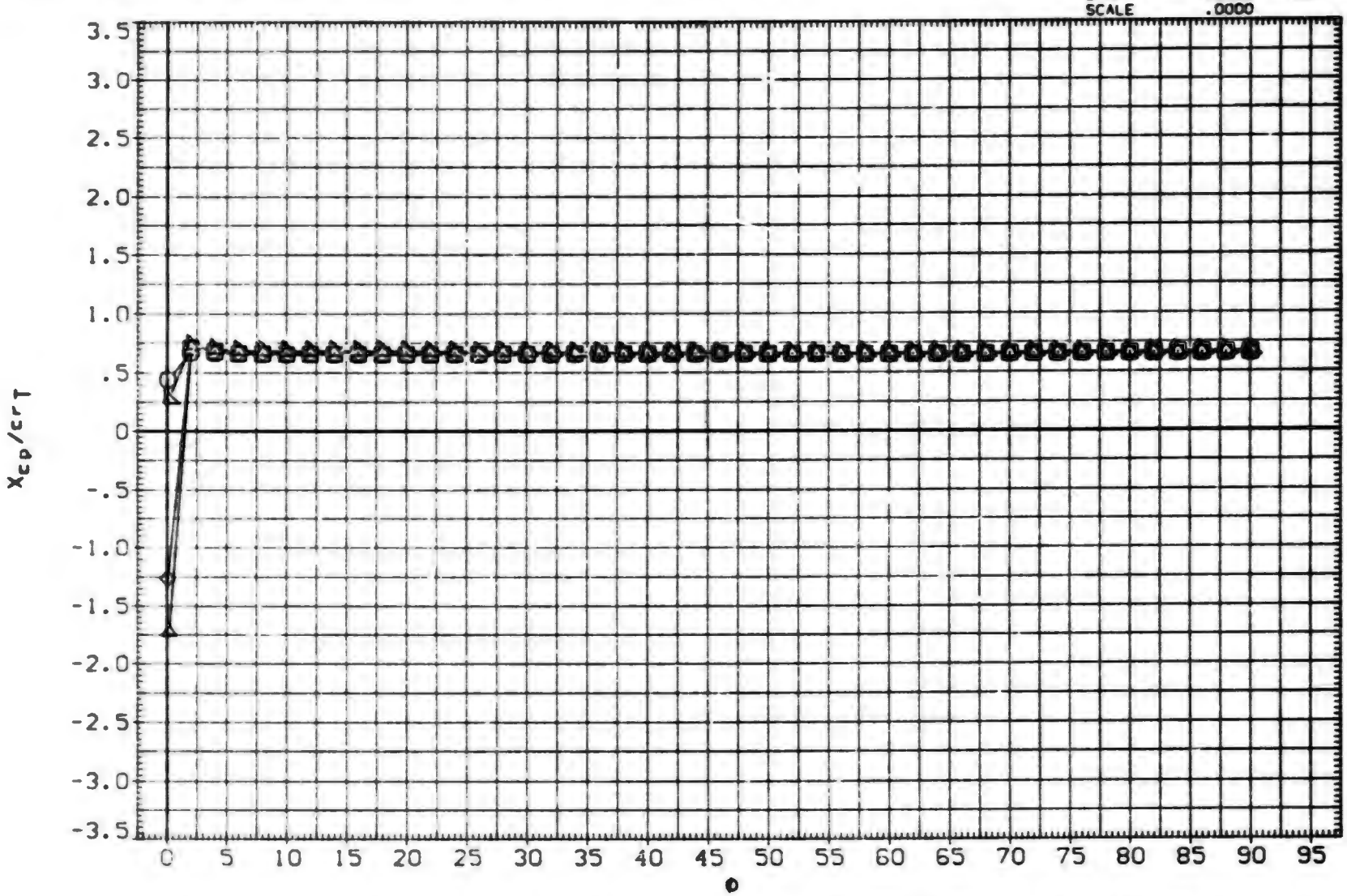

FIN AERODYNAMIC CHARACTERISTICS AS A FUNCTION OF ROLL ANGLE. BIT14 (FIN 3)

(F)MACH = 2.50

DATA SET	SYMBOL	CONFIGURATION DESCRIPTION	ALPHA	LAMBDA	RT.CRD	SEMSPN
(BXACUG)	○	AEDC TF 368 BODY-TAIL. BIT14 (TAIL FIN T3)	25.000	.000	7.499	1.875
(BXACUH)	□	AEDC TF 368 BODY-TAIL. BIT14 (TAIL FIN T3)	30.000	.000	7.499	1.875
(BXACUI)	◇	AEDC TF 368 BODY-TAIL. BIT14 (TAIL FIN T3)	35.000	.000	7.499	1.875
(BXACUJ)	△	AEDC TF 368 BODY-TAIL. BIT14 (TAIL FIN T3)	40.000	.000	7.499	1.875
(BXACUK)	◺	AEDC TF 368 BODY-TAIL. BIT14 (TAIL FIN T3)	45.000	.000	7.499	1.875

REFERENCE INFORMATION

SREF	7.0380	SQ.IN.
LREF	7.4990	IN.
BREF	1.8750	IN.
XMRP	.6200	IN.
YMRP	.0000	IN.
ZMRP	.0000	IN.
SCALE	.0000	

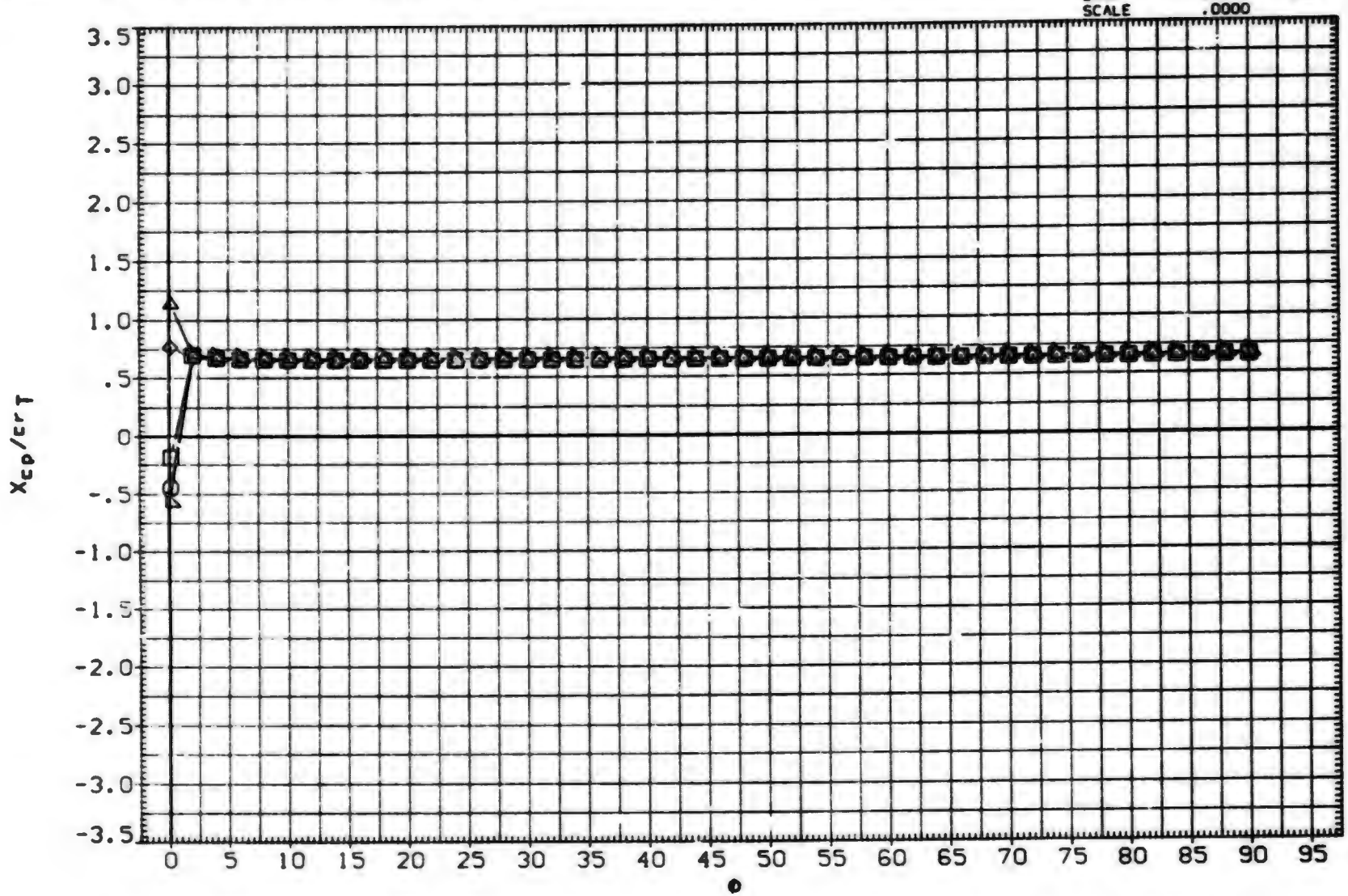

FIN AERODYNAMIC CHARACTERISTICS AS A FUNCTION OF ROLL ANGLE, BIT14 (FIN 3)

(G)MACH = 3.01

DATA SET	SYMBOL	CONFIGURATION DESCRIPTION
(BXACUG)	○	AEDC TF 368 BODY-TAIL. B1T14 (TAIL FIN T3)
(BXACUH)	□	AEDC TF 368 BODY-TAIL. B1T14 (TAIL FIN T3)
(BXACUI)	◇	AEDC TF 368 BODY-TAIL. B1T14 (TAIL FIN T3)
(BXACUJ)	◁	AEDC TF 368 BODY-TAIL. B1T14 (TAIL FIN T3)
(BXACUK)	▷	AEDC TF 368 BODY-TAIL. B1T14 (TAIL FIN T3)

ALPHA	LAMBDA	RT.CRD	SEMSPN
25.000	.000	7.499	1.875
30.000	.000	7.499	1.875
35.000	.000	7.499	1.875
40.000	.000	7.499	1.875
45.000	.000	7.499	1.875

REFERENCE INFORMATION

SREF	7.0380	SQ. IN.
LREF	7.4990	IN.
BREF	1.8750	IN.
XMRP	.6200	IN.
YMRP	.0000	IN.
ZMRP	.0000	IN.
SCALE	.0000	

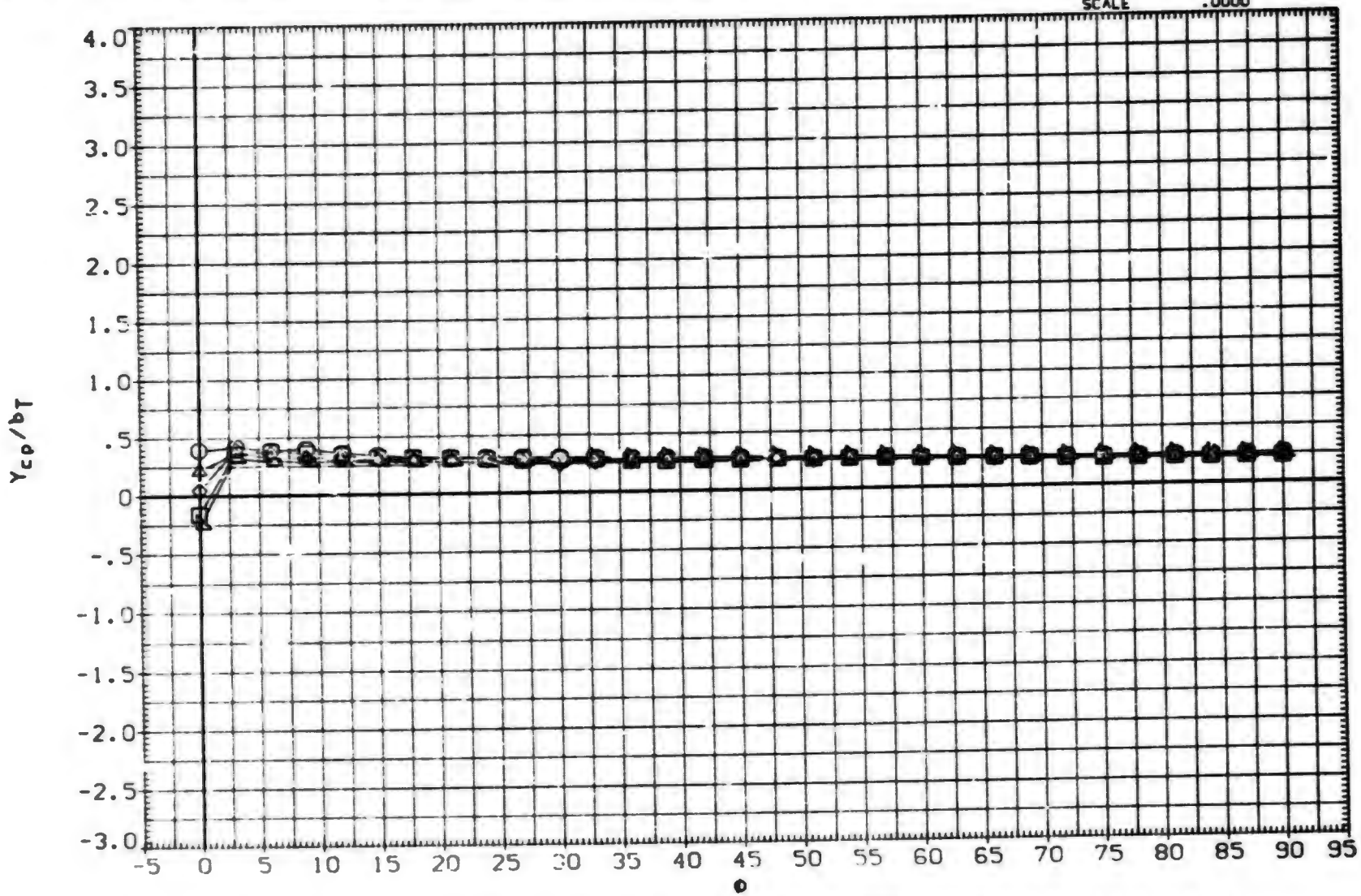

FIN AERODYNAMIC CHARACTERISTICS AS A FUNCTION OF ROLL ANGLE. B1T14 (FIN 3)

(A)MACH = .80

DATA SET	SYMBOL	CONFIGURATION DESCRIPTION	ALPHA	LAMBDA	RT.CRD	SEMSPN
(BXACUG)	○	AEDC TF 368 BODY-TAIL. BIT14 (TAIL FIN T3)	25.000	.000	7.499	1.875
(BXACUH)	□	AEDC TF 368 BODY-TAIL. BIT14 (TAIL FIN T3)	30.000	.000	7.499	1.875
(BXACUI)	◇	AEDC TF 368 BODY-TAIL. BIT14 (TAIL FIN T3)	35.000	.000	7.499	1.875
.BXACUJ)	△	AEDC TF 368 BODY-TAIL. BIT14 (TAIL FIN T3)	40.000	.000	7.499	1.875
(BXACUK)	◺	AEDC TF 368 BODY-TAIL. BIT14 (TAIL FIN T3)	45.000	.000	7.499	1.875

REFERENCE INFORMATION

SREF	7.0380	SQ. IN.
LREF	7.4990	IN.
BREF	1.8750	IN.
XMRP	.6200	IN.
YMRP	.0000	IN.
ZMRP	.0000	IN.
SCALE	.0000	

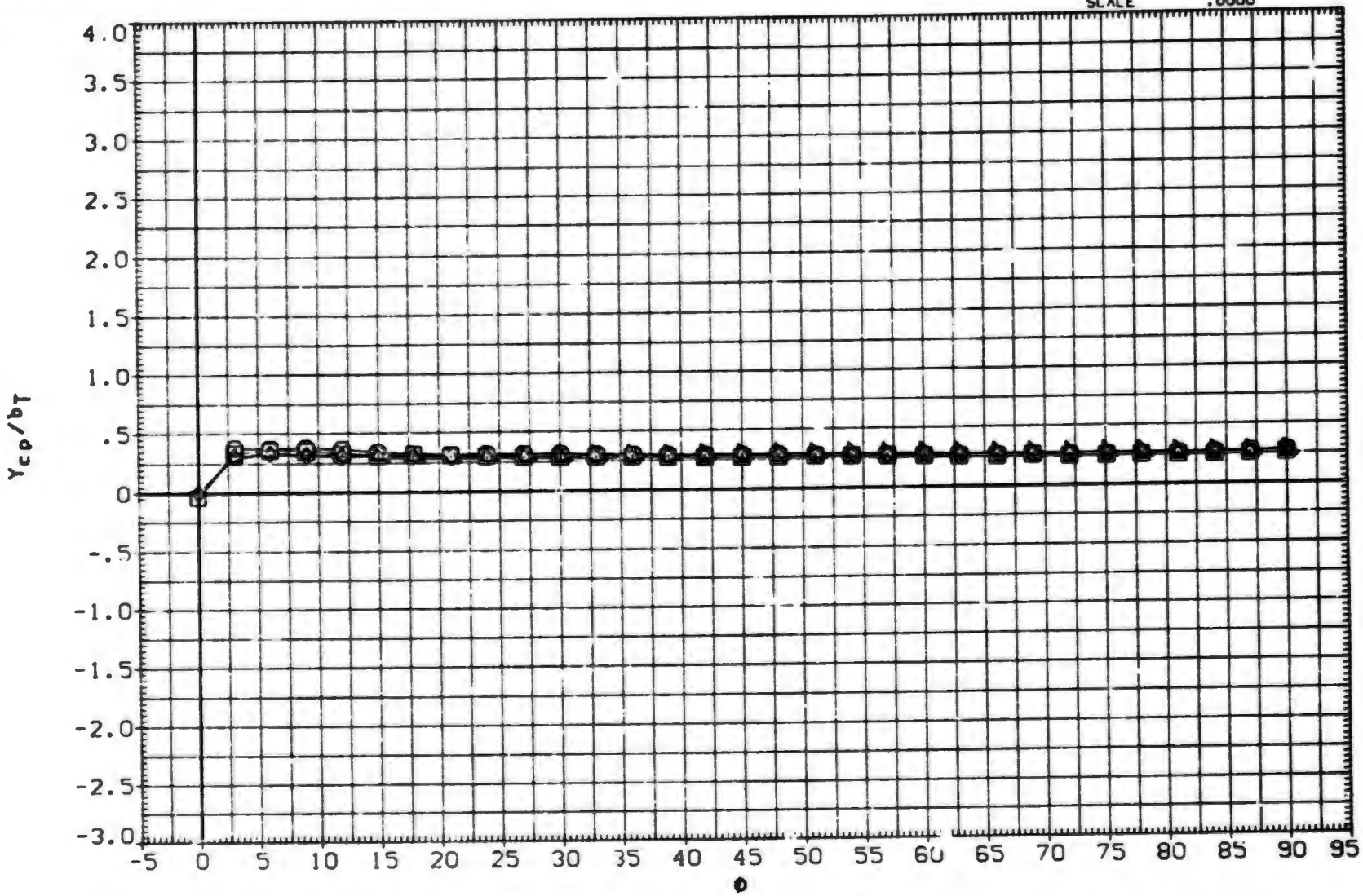

FIN AERODYNAMIC CHARACTERISTICS AS A FUNCTION OF ROLL ANGLE. BIT14 (FIN 3)

(B)MACH = 1.00

DATA SET	SYMBOL	CONFIGURATION DESCRIPTION	ALPHA	LAMBDA	RT.CRD	SEMSPN
(BXACUG)	○	AEDC TF 368 BODY-TAIL. B1T14 (TAIL FIN T3)	25.000	.000	7.499	1.875
(BXACUH)	□	AEDC TF 368 BODY-TAIL. B1T14 (TAIL FIN T3)	30.000	.000	7.499	1.875
(BXACUI)	◇	AEDC TF 368 BODY-TAIL. B1T14 (TAIL FIN T3)	35.000	.000	7.499	1.875
(BXACUJ)	△	AEDC TF 368 BODY-TAIL. B1T14 (TAIL FIN T3)	40.000	.000	7.499	1.875
(BXACUK)	◺	AEDC TF 368 BODY-TAIL. B1T14 (TAIL FIN T3)	45.000	.000	7.499	1.875

REFERENCE INFORMATION		
SREF	7.0380	SQ.IN.
LREF	7.4990	IN.
BREF	1.8750	IN.
XMRP	.6200	IN.
YMRP	.0000	IN.
ZMRP	.0000	IN.
SCALE	.0000	

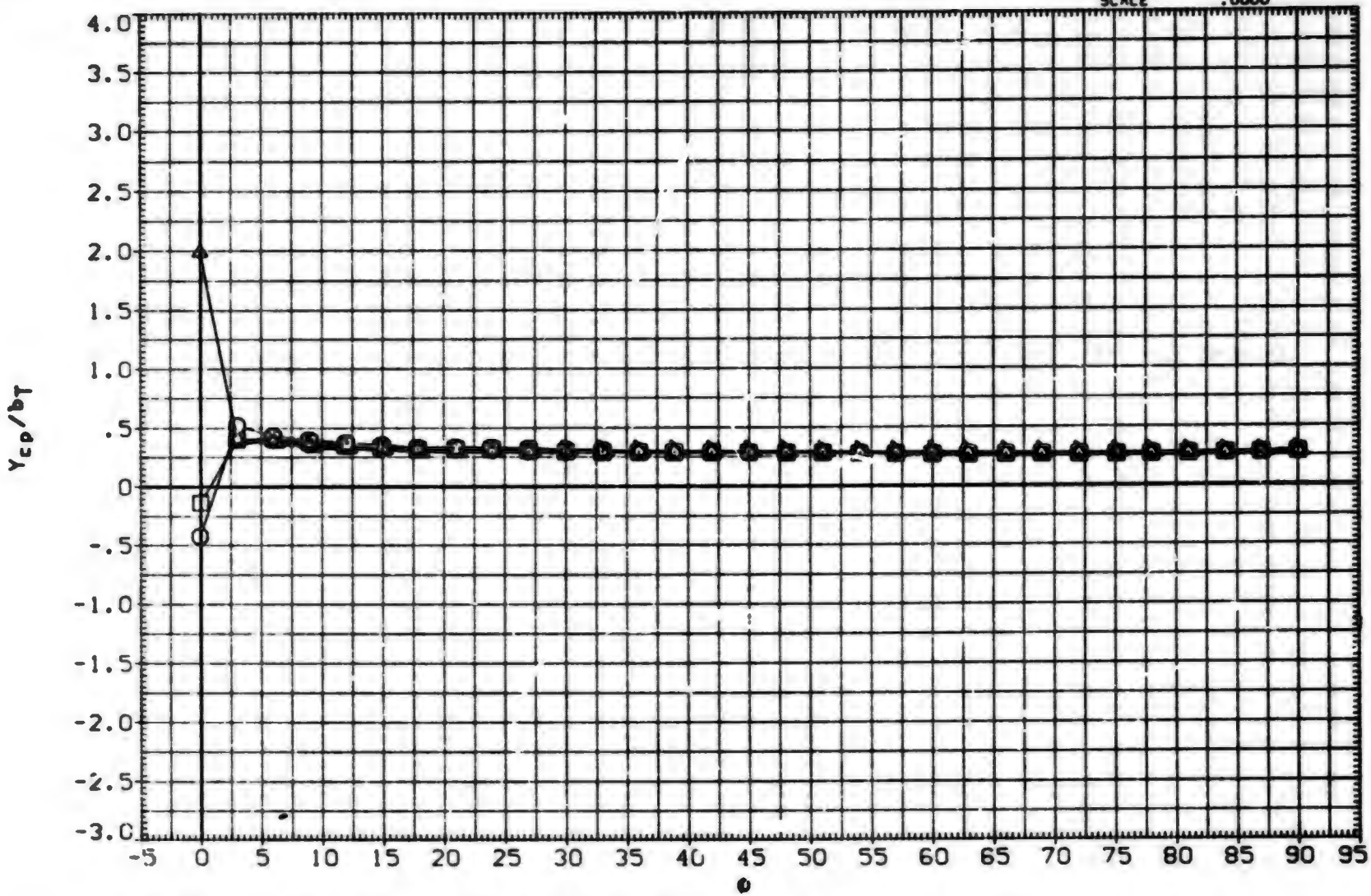

FIN AERODYNAMIC CHARACTERISTICS AS A FUNCTION OF ROLL ANGLE. B1T14 (FIN 3)

(C)MACH = 1.20

DATA SET	SYMBOL	CONFIGURATION DESCRIPTION
(BXACUG)	○	AEDC TF 368 BODY-TAIL. B1T14 (TAIL FIN T3)
(BXACUH)	□	DATA NOT AVAILABLE
(BXACUI)	◇	DATA NOT AVAILABLE
(BXACUJ)	◁	DATA NOT AVAILABLE
(BXACUK)	△	DATA NOT AVAILABLE

ALPHA	LAMBDA	RT.CRD	SEMSPN
25.000	.000	7.499	1.875
30.000	.000	7.499	1.875
35.000	.000	7.499	1.875
40.000	.000	7.499	1.875
45.000	.000	7.499	1.875

REFERENCE INFORMATION

SREF	7.0380	SQ. IN.
LREF	7.4990	IN.
BREF	1.8750	IN.
XMRP	.6200	IN.
YMRP	.0000	IN.
ZMRP	.0000	IN.
SCALE	.0000	

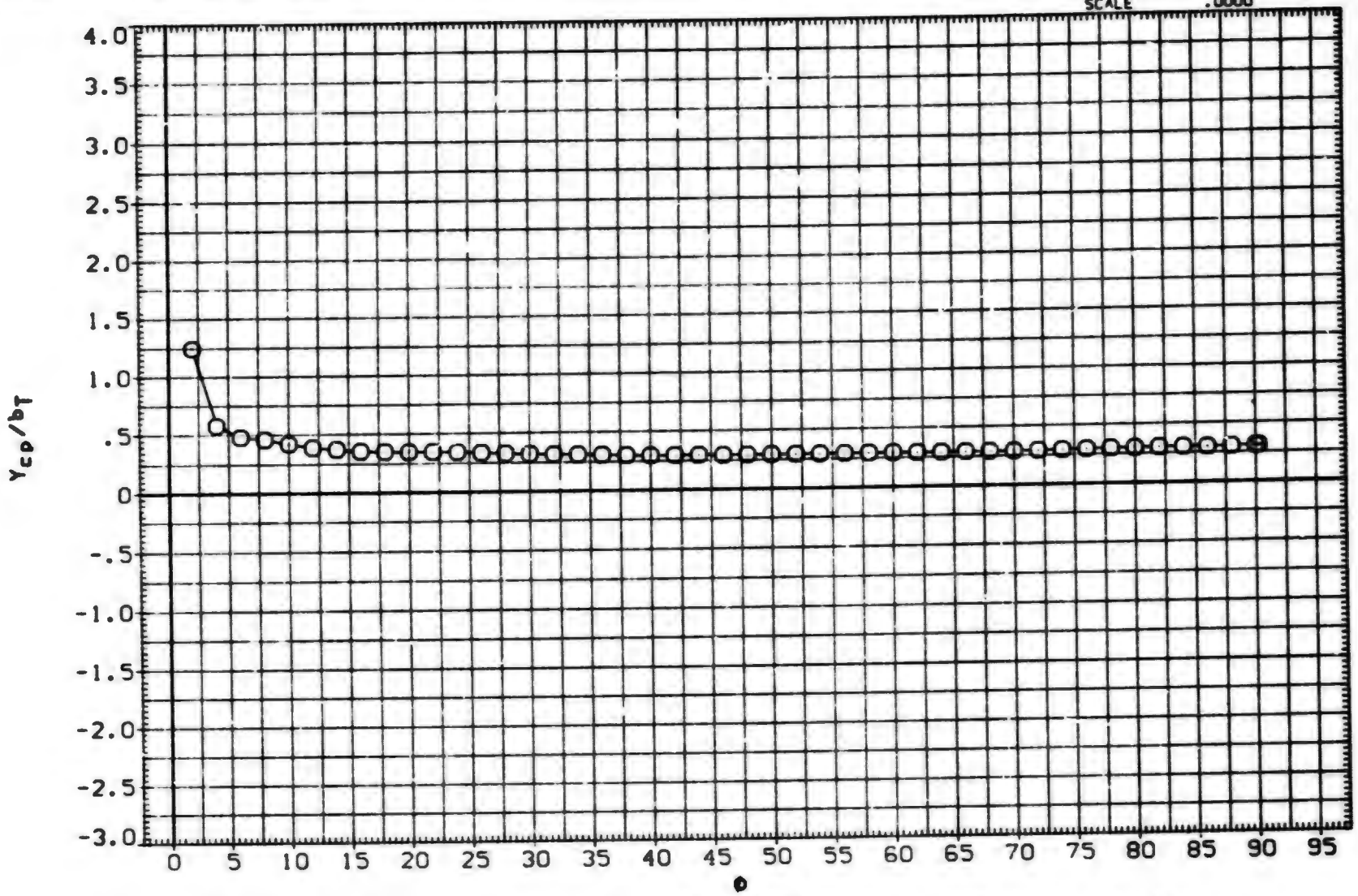

FIN AERODYNAMIC CHARACTERISTICS AS A FUNCTION OF ROLL ANGLE. B1T14 (FIN 3)

(C)MACH = 1.76

DATA SET	SYMBOL	CONFIGURATION DESCRIPTION	ALPHA	LAMBDA	RT.CRD	SEMSPN
(BXACUG)	□	AEDC TF 368 BODY-TAIL. BIT14 (TAIL FIN T3)	25.000	.000	7.499	1.875
(BXACUH)	○	AEDC TF 368 BODY-TAIL. BIT14 (TAIL FIN T3)	30.000	.000	7.499	1.875
(BXACUI)	◇	AEDC TF 368 BODY-TAIL. BIT14 (TAIL FIN T3)	35.000	.000	7.499	1.875
(BXACUJ)	△	AEDC TF 368 BODY-TAIL. BIT14 (TAIL FIN T3)	40.000	.000	7.499	1.875
(BXACUK)	▽	AEDC TF 368 BODY-TAIL. BIT14 (TAIL FIN T3)	45.000	.000	7.499	1.875

REFERENCE INFORMATION

SREF	7.0380	SQ.IN.
LREF	7.4990	IN.
BREF	1.8750	IN.
XMRP	.6200	IN.
YMRP	.0000	IN.
ZMRP	.0000	IN.
SCALE	.0000	

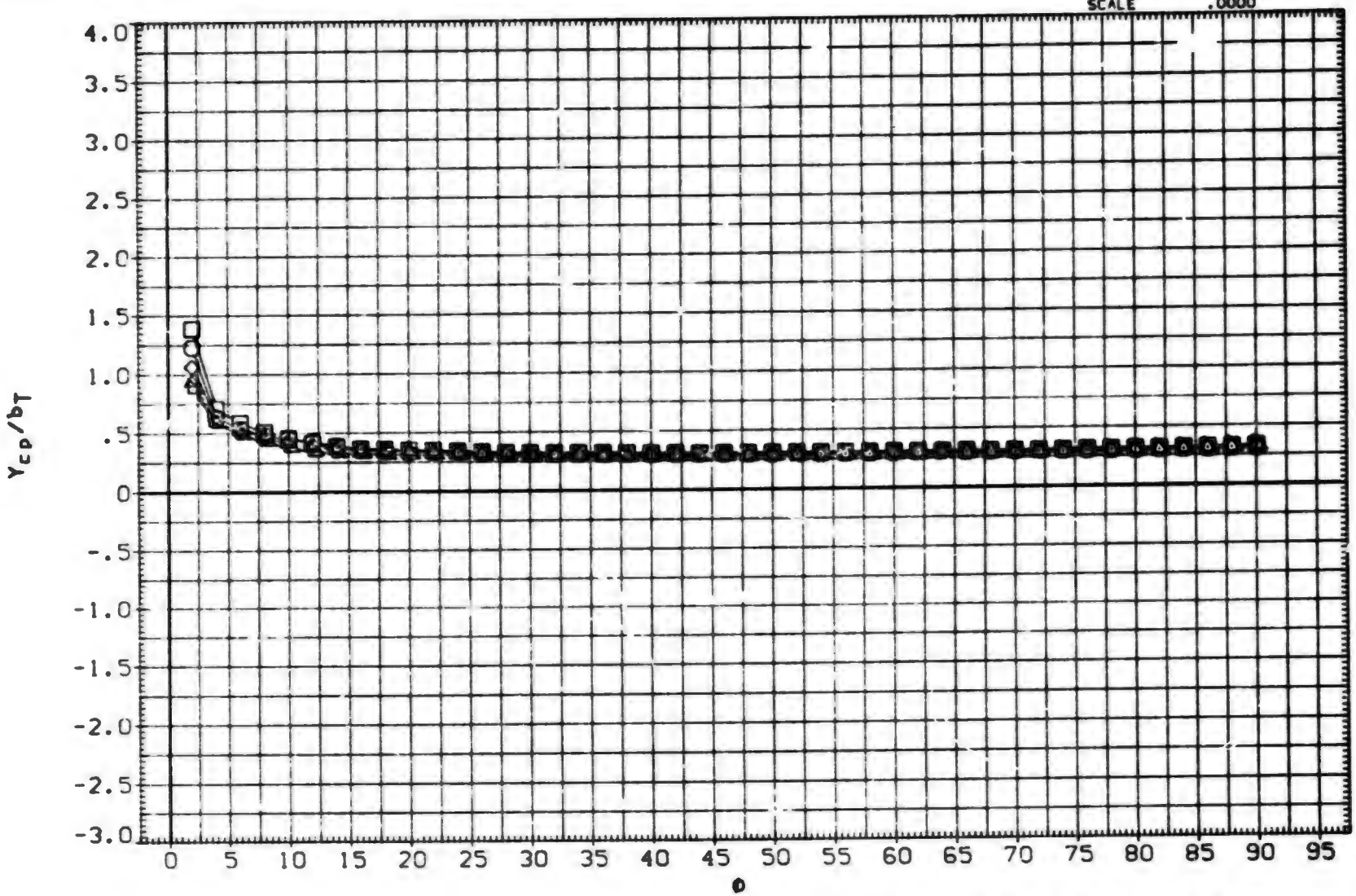

FIN AERODYNAMIC CHARACTERISTICS AS A FUNCTION OF ROLL ANGLE. BIT14 (FIN 3)

(E)MACH = 2.00

DATA SET	SYMBOL	CONFIGURATION DESCRIPTION	ALPHA	LAMBDA	RT.CRD	SEMSPN
(BXACUG)	○	AEDC TF 368 BODY-TAIL. BIT14 (TAIL FIN T3)	25.000	.000	7.499	1.875
(BXACUH)	□	AEDC TF 368 BODY-TAIL. BIT14 (TAIL FIN T3)	30.000	.000	7.499	1.875
(BXACUI)	◇	AEDC TF 368 BODY-TAIL. BIT14 (TAIL FIN T3)	35.000	.000	7.499	1.875
(BXACUJ)	△	AEDC TF 368 BODY-TAIL. BIT14 (TAIL FIN T3)	40.000	.000	7.499	1.875
(BXACUK)	◺	AEDC TF 368 BODY-TAIL. BIT14 (TAIL FIN T3)	45.000	.000	7.499	1.875

REFERENCE INFORMATION

SREF	7.0380	SQ. IN.
LREF	7.4990	IN.
BREF	1.8750	IN.
XMRP	.6200	IN.
YMRP	.0000	IN.
ZMRP	.0000	IN.
SCALE	.0000	

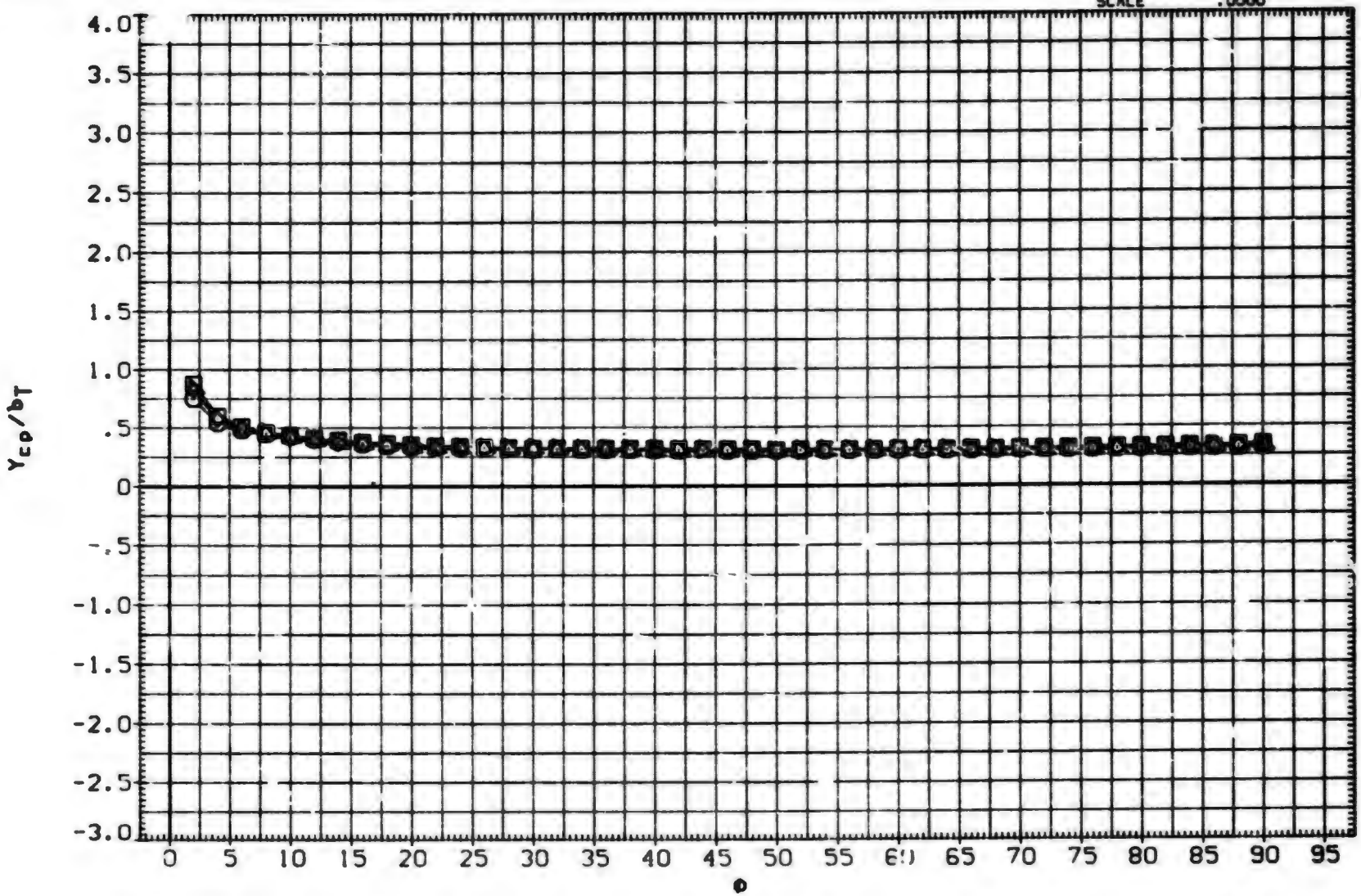

FIN AERODYNAMIC CHARACTERISTICS AS A FUNCTION OF ROLL ANGLE. BIT14 (FIN 3)

(F)MACH = 2.50

DATA SET	SYMBOL	CONFIGURATION DESCRIPTION	ALPHA	LAMBDA	RT.CRD	SEMSPN
(BXACUG)	○	AEDC TF 368 BODY-TAIL. B1T14 (TAIL FIN T3)	25.000	.000	7.499	1.875
(BXACUH)	□	AEDC TF 368 BODY-TAIL. B1T14 (TAIL FIN T3)	30.000	.000	7.499	1.875
(BXACUI)	◇	AEDC TF 368 BODY-TAIL. B1T14 (TAIL FIN T3)	35.000	.000	7.499	1.875
(BXACUJ)	△	AEDC TF 368 BODY-TAIL. B1T14 (TAIL FIN T3)	40.000	.000	7.499	1.875
(BXACUK)	◺	AEDC TF 368 BODY-TAIL. B1T14 (TAIL FIN T3)	45.000	.000	7.499	1.875

REFERENCE INFORMATION		
SREF	7.0380	SQ. IN.
LREF	7.4990	IN.
BREF	1.8750	IN.
XMRP	.6200	IN.
YMRP	.0000	IN.
ZMRP	.0000	IN.
SCALE	.0000	

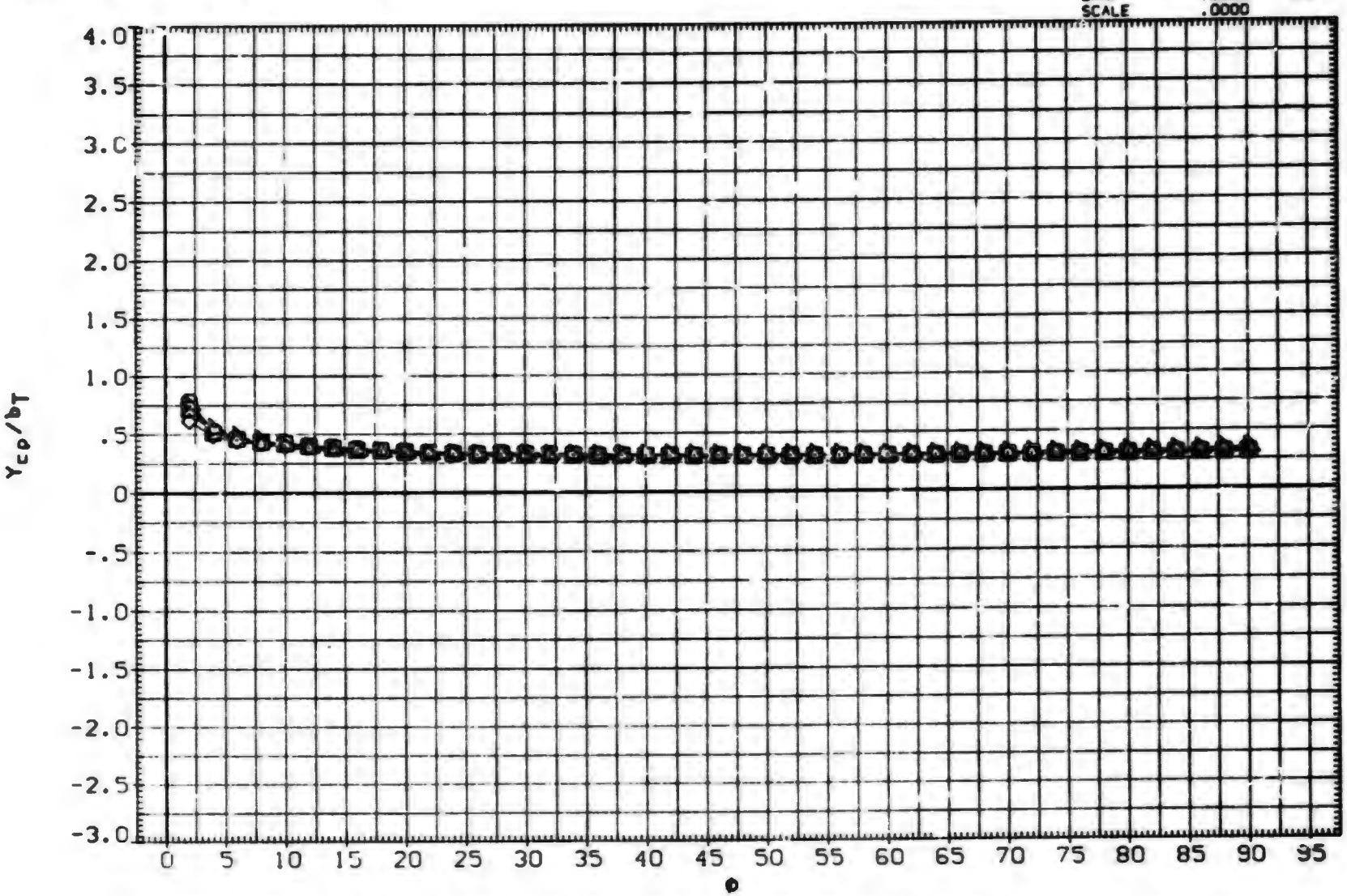

FIN AERODYNAMIC CHARACTERISTICS AS A FUNCTION OF ROLL ANGLE. B1T14 (FIN 3)

(G)MACH = 3.01

(MXA080) MDAC 261/AEDC 52 BODY-TAIL, B1T14 (TAIL FIN, T3)

SYMBOL	PHI
○	.000
□	15.000
◇	30.000
△	45.000

PARAMETRIC VALUES

MACH	.800	A.R.	1.000
LAMBDA	.000	RT.CRD	7.499
SEMSPN	1.875	AREA	7.038

DATASET	ALPHA	DATASET	ALPHA
MXA080	.000	MXA082	2.000
MXA083	4.140	MXA086	10.430
MXA088	14.890	MXA090	19.400
MXA094	25.970	LXA319	25.000
LXA320	30.000	LXA321	35.000
LXA322	40.000	LXA323	45.000

REFERENCE INFORMATION

SREF	7.0380	SQ. IN.
LREF	7.4990	IN.
BREF	1.3750	IN.
XMRP	.6200	IN.
YMRP	.0000	IN.
ZMRP	.0000	IN.
SCALE	.0000	

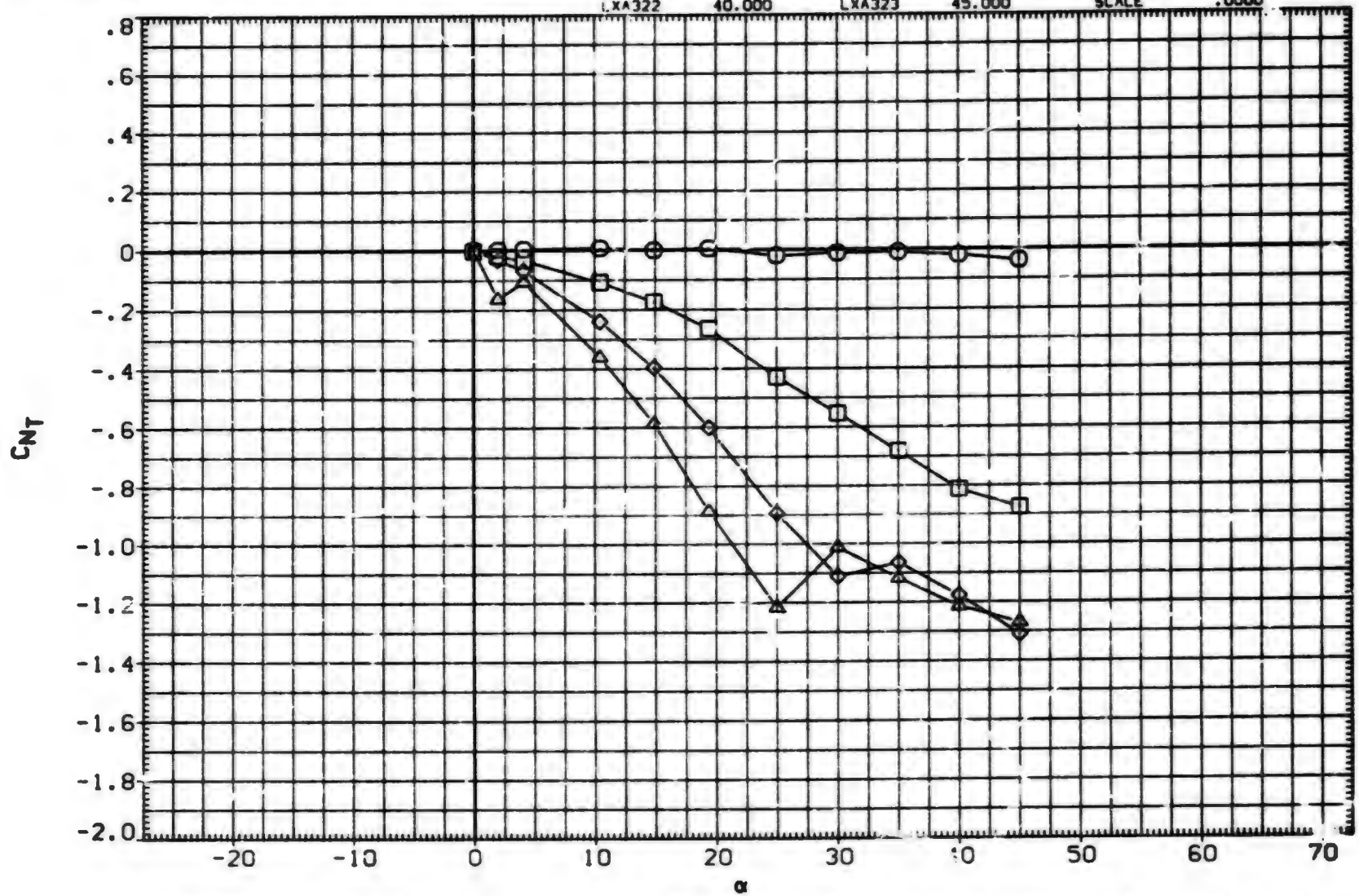

FIN AERODYNAMIC CHARACTERISTICS AS A FUNCTION OF ANGLE OF ATTACK, B1T14 (FIN 3)

(MXA080) MDAC 261/AEDC 52 BODY-TAIL. B1T14 (TAIL FIN. T3)

SYMBOL	PHI
○	60.000
□	75.000
◇	90.000

PARAMETRIC VALUES

MACH	.800	A.R.	1.000
LAMBDA	.000	RT.CRD	7.499
SEMSPN	1.875	AREA	7.038

DATASET	ALPHA	DATASET	ALPHA
MXA080	.000	MXA082	2.000
MXA083	4.140	MXA086	10.430
MXA088	14.890	MXA090	19.400
MXA094	25.970	LXA313	25.000
LXA320	30.000	LXA321	35.000
LXA322	40.000	LXA323	45.000

REFERENCE INFORMATION

SREF	7.0380	SQ.IN.
LREF	7.4990	IN.
BREF	1.8750	IN.
XMRP	.6200	IN.
YMRP	.0000	IN.
ZMRP	.0000	IN.
SCALE	.0000	

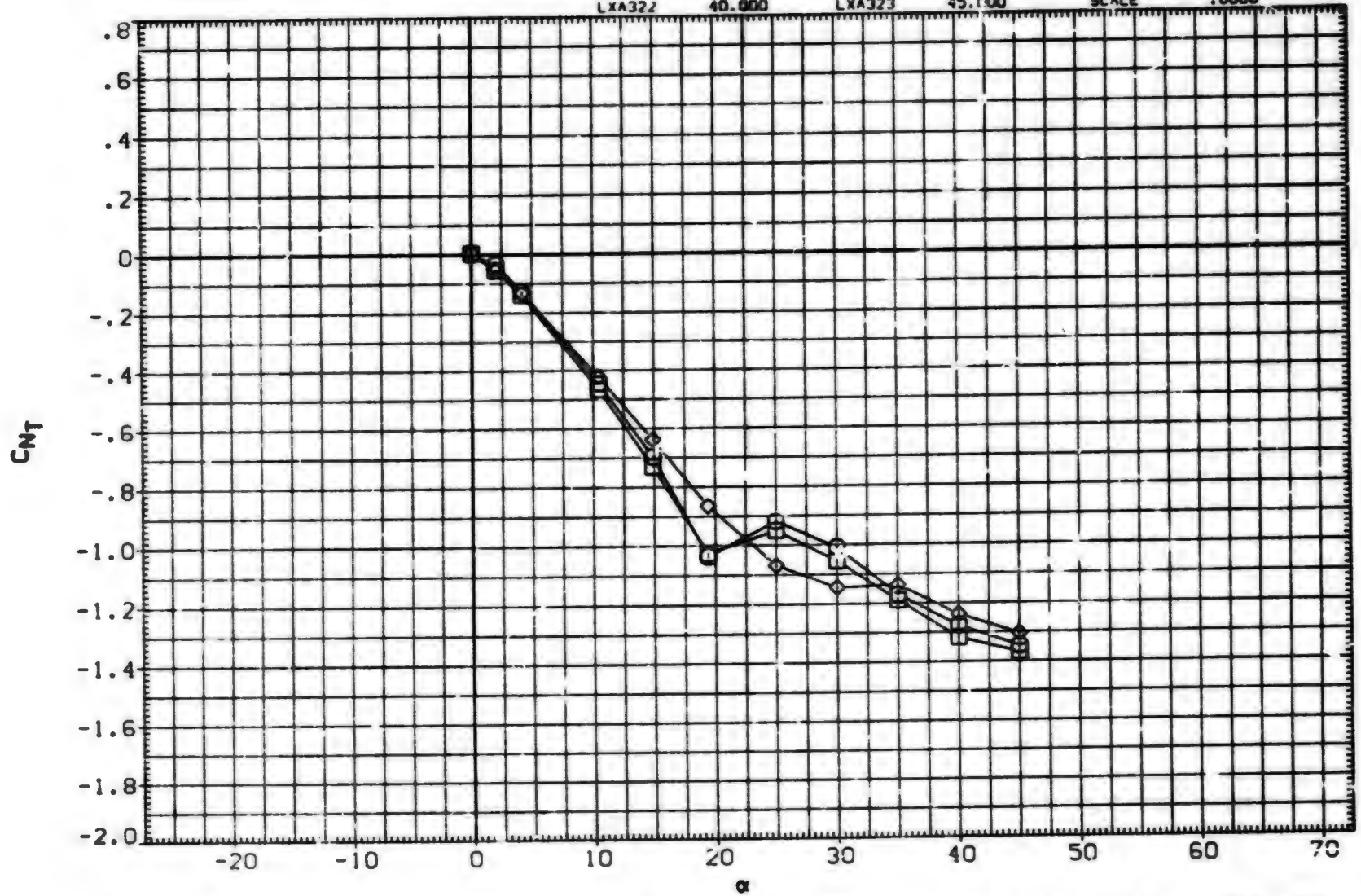

FIN AERODYNAMIC CHARACTERISTICS AS A FUNCTION OF ANGLE OF ATTACK. B1T14 (FIN 3)

(MXA080) MDAC 261/AEDC 52 BODY-TAIL. B1T14 (TAIL FIN. T3)

SYMBOL	PHI
○	.000
□	15.000
◇	30.000
△	45.000

PARAMETRIC VALUES

MACH	1.000	A.R.	1.000
LAMBDA	.000	RT.CRD	7.499
SEMSPN	1.875	AREA	7.038

DATASET	ALPHA	DATASET	ALPHA
MXA080	.000	MXA082	2.000
MXA083	4.140	MXA086	10.430
MXA088	14.890	MXA090	19.400
MXA094	25.970	LXA319	25.000
LXA320	30.000	LXA321	35.000
LXA322	40.000	LXA323	45.000

REFERENCE INFORMATION

SREF	7.0380	SQ.IN.
LREF	7.4990	IN.
BREF	1.8750	IN.
XMRP	.6200	IN.
YMRP	.0000	IN.
ZMRP	.0000	IN.
SCALE	.0000	

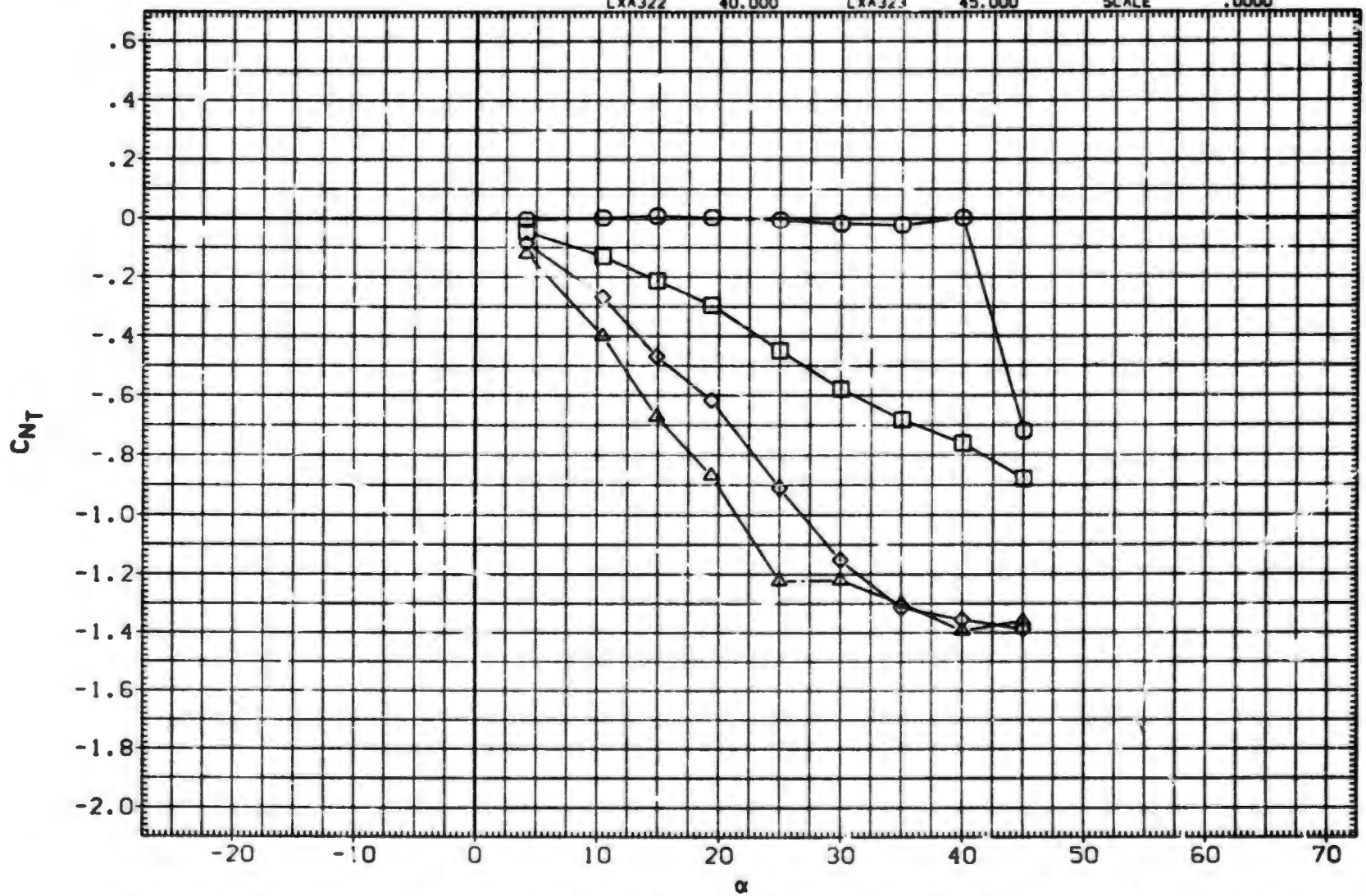

FIN AERODYNAMIC CHARACTERISTICS AS A FUNCTION OF ANGLE OF ATTACK. B1T14 (FIN 3)

(MXA080) MDAC 261/AEDC 52 BODY-TAIL, B1T14 (TAIL FIN, T3)

SYMBOL	PHI
○	60.000
□	75.000
◇	90.000

PARAMETRIC VALUES

MACH	1.000	A.R.	1.000
LAMBDA	.000	RT.CRD	7.499
SEMSPN	1.875	AREA	7.038

DATASET	ALPHA	DATASET	ALPHA
MXA080	.000	MXA082	2.000
MXA083	4.140	MXA086	10.430
MXA088	14.890	MXA090	19.400
MXA094	25.970	LXA319	25.000
LXA320	30.000	LXA321	35.000
LXA322	40.000	LXA323	45.000

REFERENCE INFORMATION

SREF	7.0300	SQ.IN.
LREF	7.4990	IN.
BREF	1.8750	IN.
XMRP	.6200	IN.
YMRP	.0000	IN.
ZMRP	.0000	IN.
SCALE	.0000	

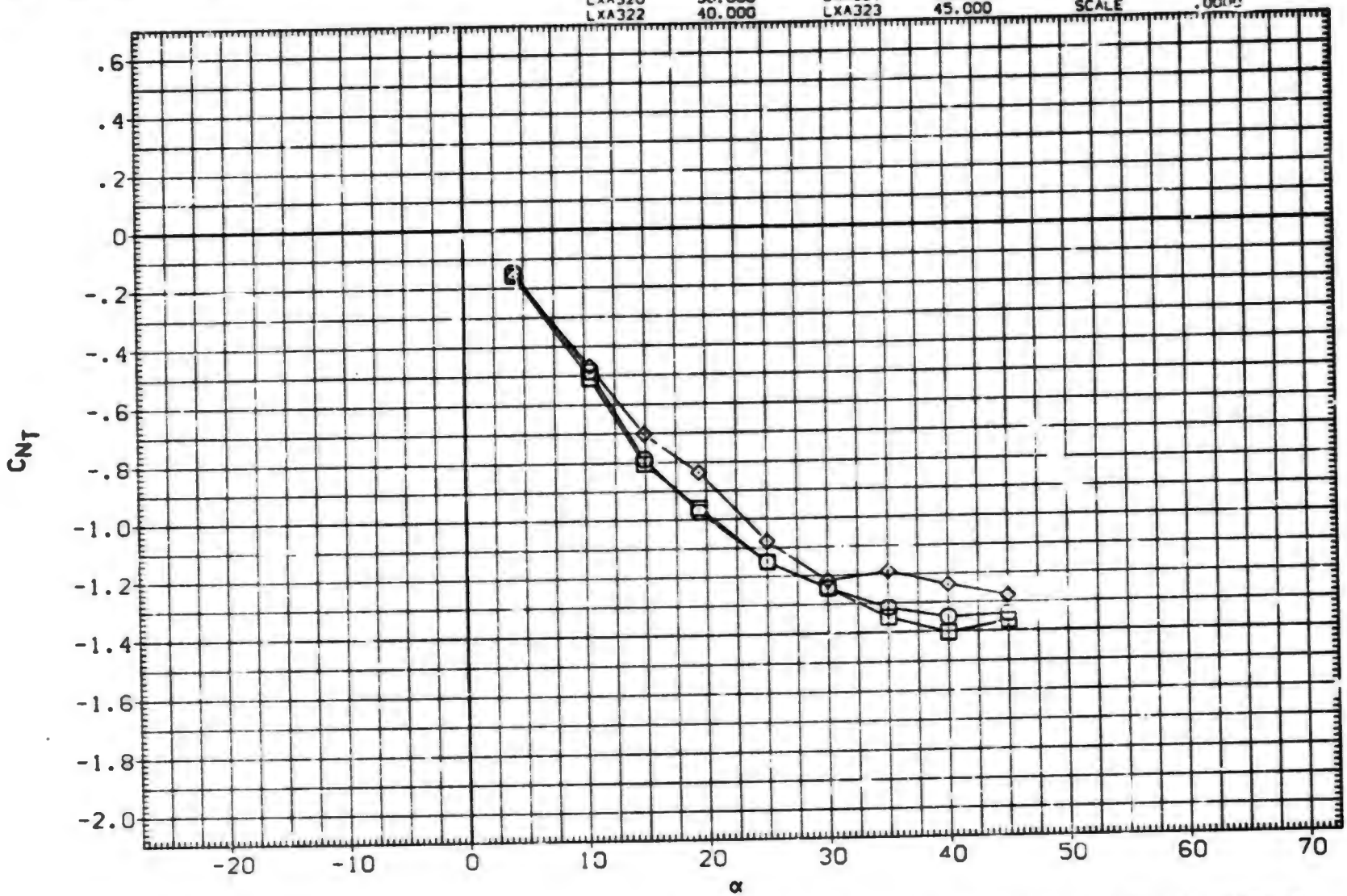

FIN AERODYNAMIC CHARACTERISTICS AS A FUNCTION OF ANGLE OF ATTACK, B1T14 (FIN 3)

(MXA080) MDAC 261/AEDC 52 BODY-TAIL. B1T14 (TAIL FIN. T3)

SYMBOL	PHI
○	.000
□	15.000
◇	30.000
△	45.000

PARAMETRIC VALUES

MACH	1.200	A.R.	1.000		
LAMBDA	.000	RT.CRD	7.499		
SEMSPN	1.875	AREA	7.038		

DATASET	ALPHA	DATASET	ALPHA
MXA080	.000	MXA082	2.000
MXA083	4.140	MXA086	10.430
MXA088	14.890	MXA090	19.400
MXA094	25.970	LXA319	25.000
LXA320	30.000	LXA321	35.000
LXA322	40.000	LXA323	45.000

REFERENCE INFORMATION

SREF	7.0380	SQ.IN.
LREF	7.4990	IN.
BREF	1.8750	IN.
XMRP	.6200	IN.
YMRP	.0000	IN.
ZMRP	.0000	IN.
SCALE	.0000	

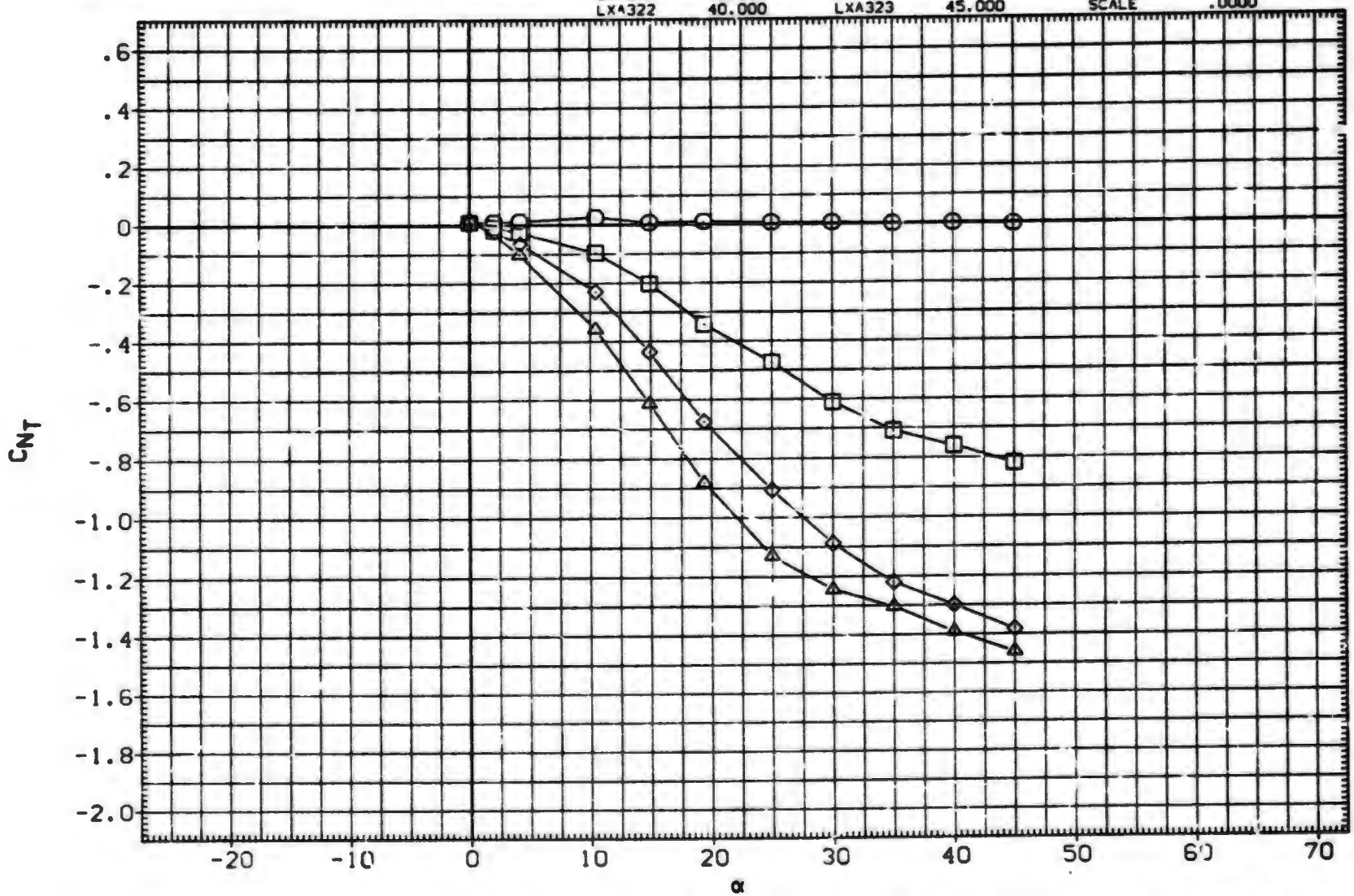

FIN AERODYNAMIC CHARACTERISTICS AS A FUNCTION OF ANGLE OF ATTACK. B1T14 (FIN 3)

(MXA080) MDAC 261/AEDC 52 BODY-TAIL. B1T14 (TAIL FIN. T3)

SYMBOL	PHI
○	60.000
□	75.000
◇	90.000

PARAMETRIC VALUES

MACH	1.200	A.P.	1.000
LAMBDA	.000	RT.CRD	7.499
SEMSPN	1.875	AREA	7.C38

DATASET	ALPHA	DATASET	ALPHA
MXA080	.000	MXA082	2.000
MXA083	4.140	MXA086	10.430
MXA088	14.890	MXA090	19.400
MXA094	25.970	LXA319	25.000
LXA320	30.000	LXA321	35.000
LXA322	40.000	LXA323	45.000

REFERENCE INFORMATION

SREF	7.0380	SQ.IN.
LREF	7.4990	IN.
BREF	1.8750	IN.
XMRP	.6200	IN.
YMRP	.0000	IN.
ZMRP	.0000	IN.
SCALE	.0000	

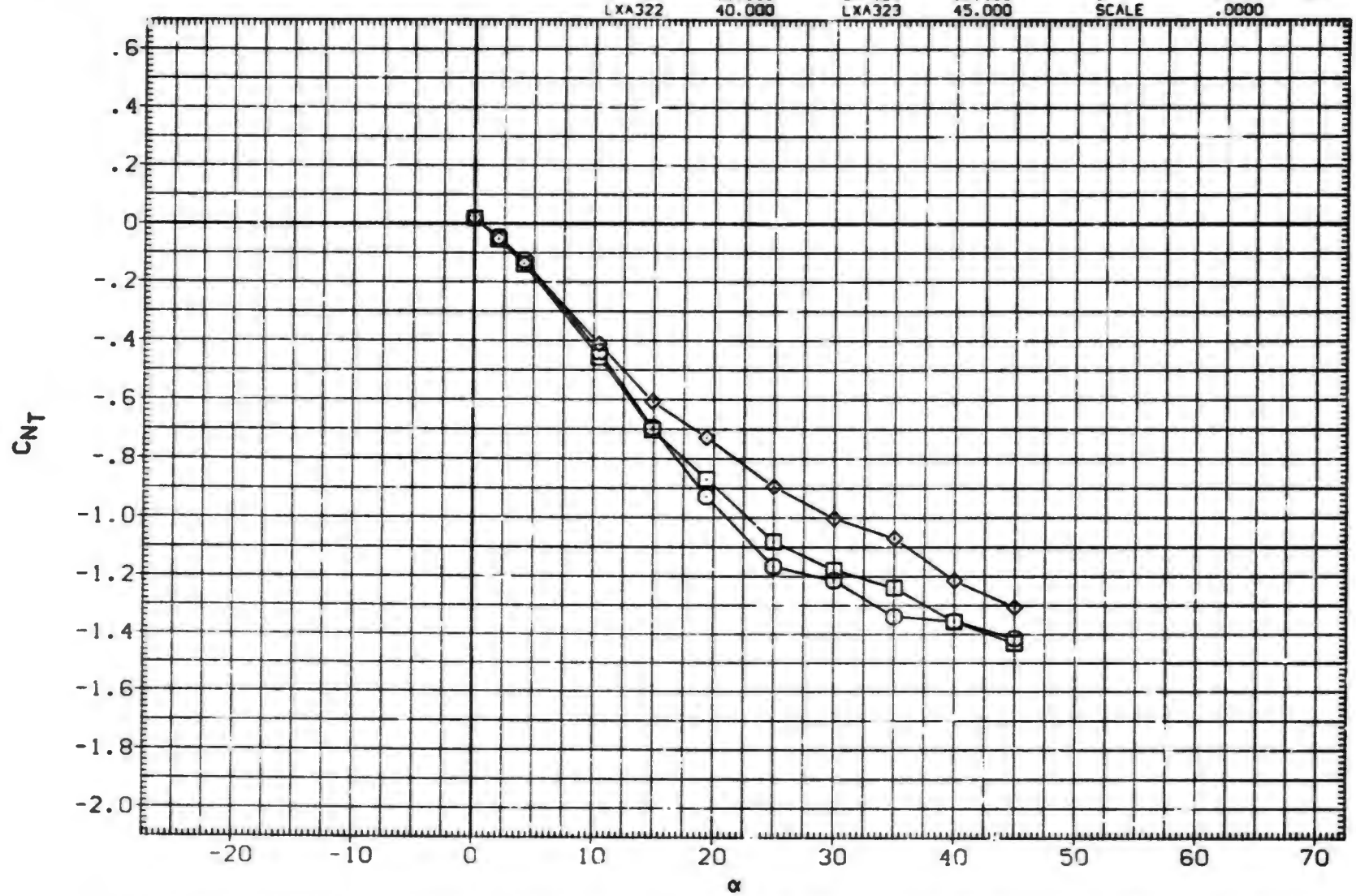

FIN AERODYNAMIC CHARACTERISTICS AS A FUNCTION OF ANGLE OF ATTACK. B1T14 (FIN 3)

(MXA080) MDAC 261/AEDC 52 BODY-TAIL, B1T14 (TAIL FIN, T3)

SYMBOL	PHI
○	.000
□	15.000
◇	30.000
△	45.000

PARAMETRIC VALUES

MACH	1.760	A.R.	1.000		
LAMBDA	.000	RT.CRD	7.499		
SEMSPN	1.875	AREA	7.038		

DATASET	ALPHA	DATASET	ALPHA
MXA080	.000	MXA082	2.000
MXA083	4.140	MXA086	10.430
MXA088	14.890	MXA090	19.400
MXA094	25.970	LXA319	25.000
LXA320	30.000	LXA321	35.000
LXA322	40.000	LXA323	45.000

REFERENCE INFORMATION

SREF	7.0380	SQ. IN.
LREF	7.4990	IN.
BREF	1.8750	IN.
XMRP	.6200	IN.
YMRP	.0000	IN.
ZMRP	.0000	IN.
SCALE	.0000	

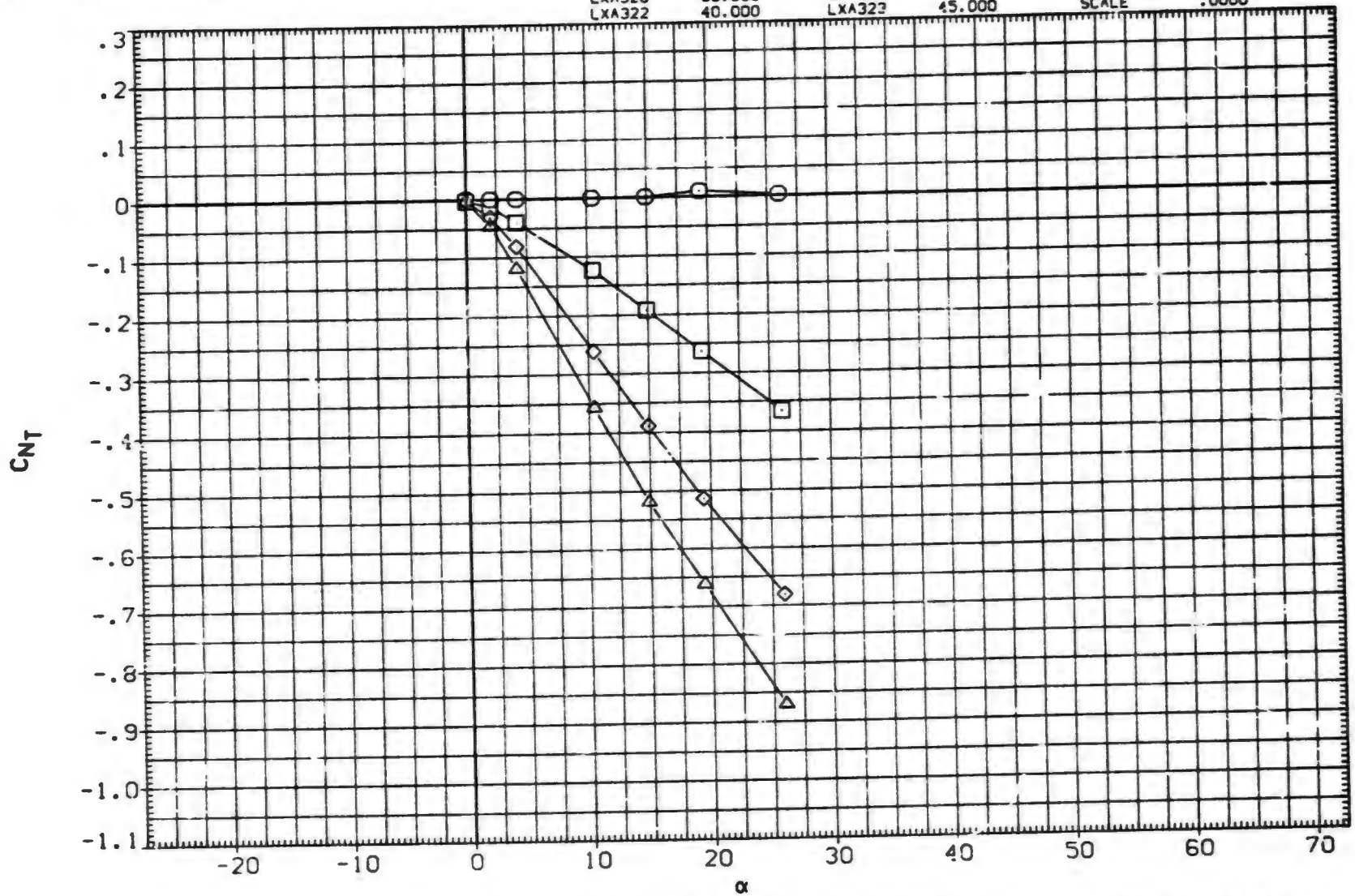

FIN AERODYNAMIC CHARACTERISTICS AS A FUNCTION OF ANGLE OF ATTACK, B1T14 (FIN 3)

(MXA080) MDAC 261/AEDC 52 BODY-TAIL, B1T14 (TAIL FIN T3)

SYMBOL	PHI
○	60.000
□	75.000
◇	90.000

PARAMETRIC VALUES

MACH	1.760	A.R.	1.000
LAMBDA	.000	R.CRD	7.499
SEMSPN	1.875	AREA	7.038

DATASET	ALPHA	DATASET	ALPHA
MXA080	.000	MXA082	2.000
MXA083	4.140	MXA086	10.430
MXA088	14.890	MXA090	19.400
MXA094	25.970	LXA319	25.000
LXA320	30.000	LXA321	35.000
LXA322	40.000	LXA323	45.000

REFERENCE INFORMATION

SREF	7.0380	SQ. IN.
LREF	7.4990	IN.
BREF	1.8750	IN.
XMRP	.6200	IN.
YMRP	.0000	IN.
ZMRP	.0000	IN.
SCALE	.0000	

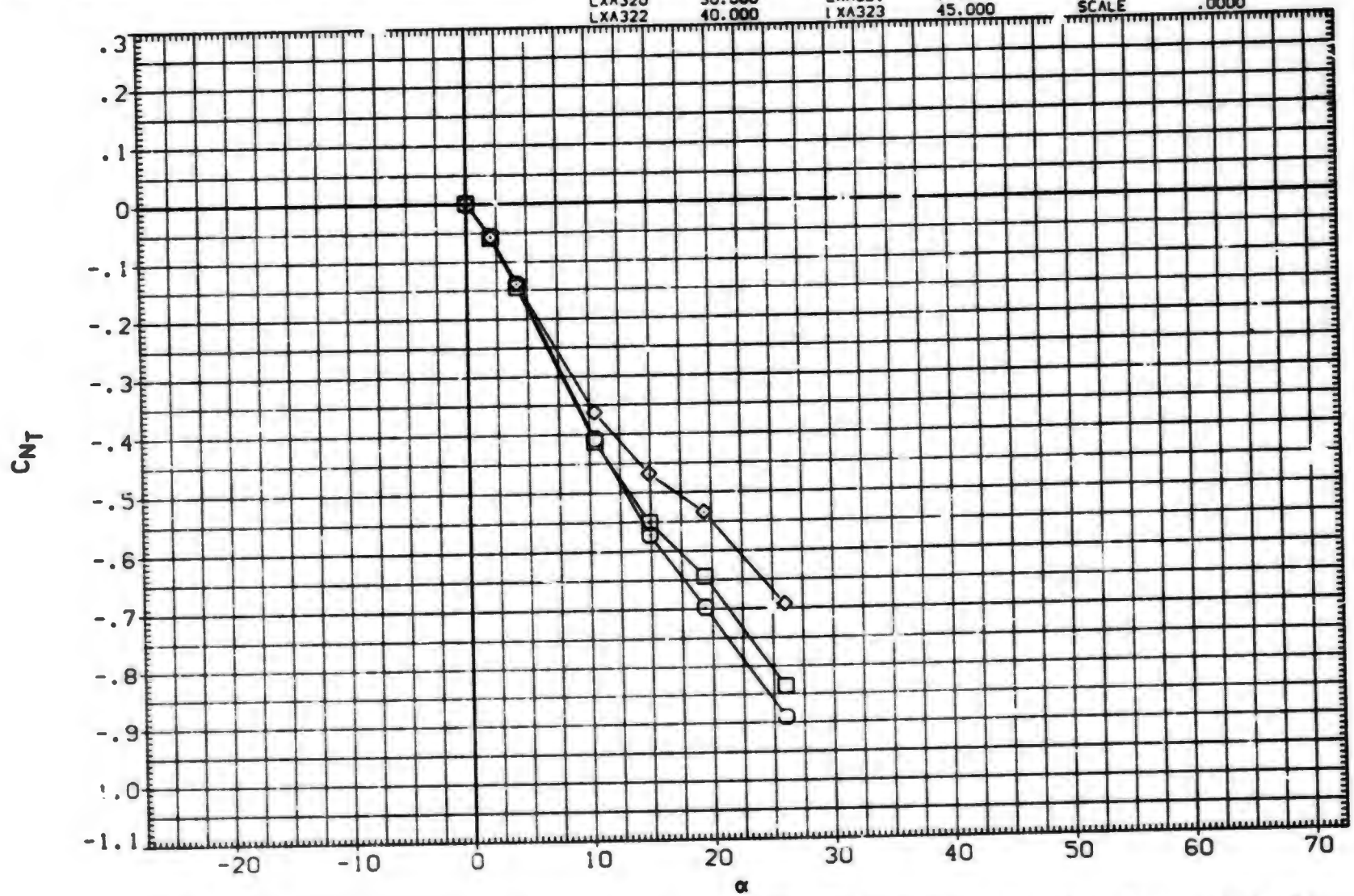

FIN AERODYNAMIC CHARACTERISTICS AS A FUNCTION OF ANGLE OF ATTACK, B1T14 (FIN 3)

(NXA080) MDAC 261/AEDC 52 BODY-TAIL, BIT14 (TAIL FIN, T3)

SYMBOL	PHI
○	.000
□	15.000
◇	30.000
△	45.000

PARAMETRIC VALUES

MACH	2.000	A.R.	1.000		
LAMBDA	.000	RT.CRD	7.499		
SEMSPN	1.875	AREA	7.038		

DATASET	ALPHA	DATASET	ALPHA
NXA080	.000	NXA082	2.000
NXA083	4.140	NXA086	10.430
NXA088	14.890	NXA090	19.400
NXA094	25.970	LXA097	30.000
LXA099	34.400	LXA102	40.900
LXA105	45.300		

REFERENCE INFORMATION

SREF	7.0380	SQ.IN.
LREF	7.4990	IN.
BREF	1.8750	IN.
XMRP	.6200	IN.
YMRP	.0000	IN.
ZMRP	.0000	IN.
SCALE	.0000	

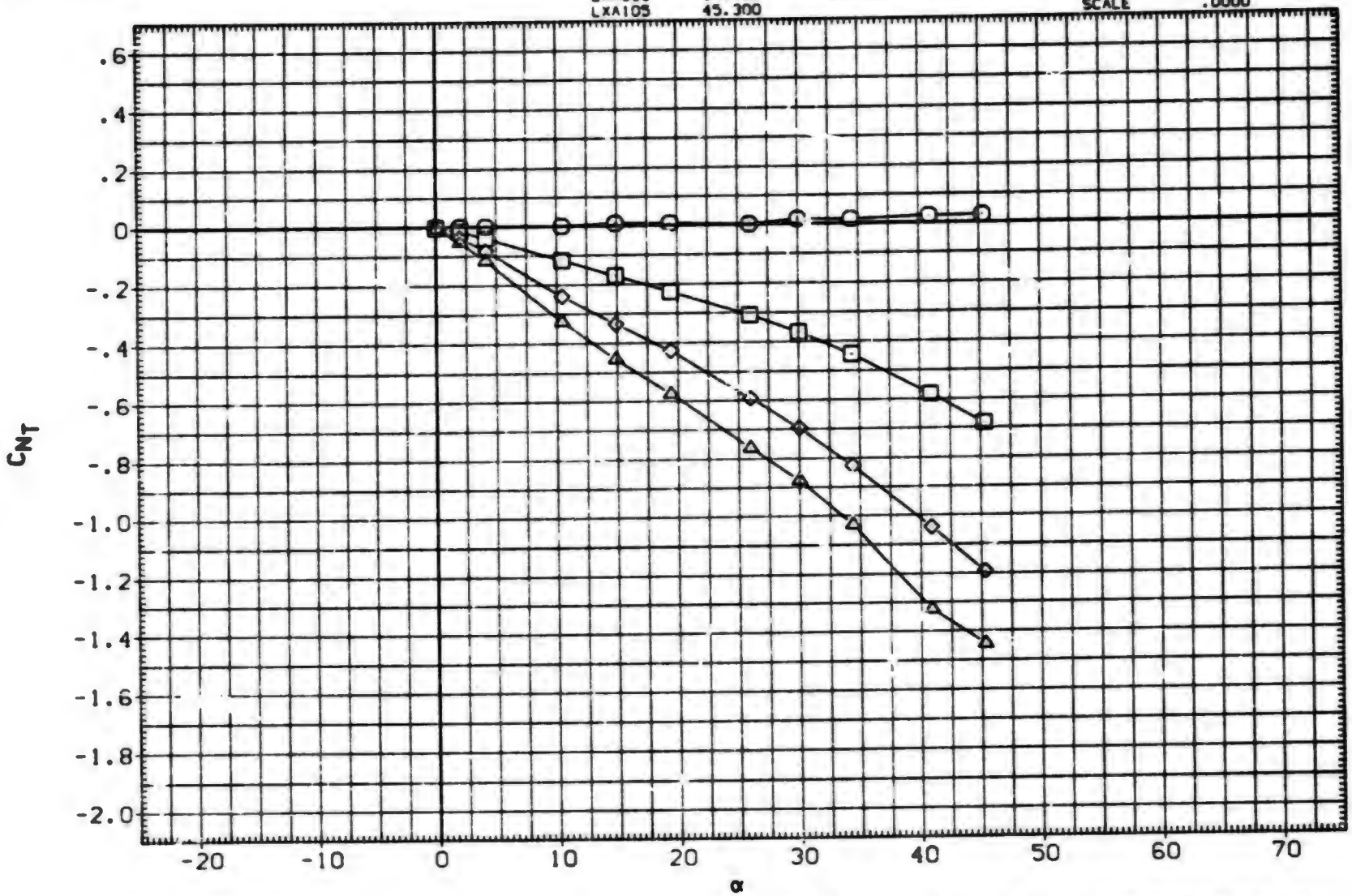

FIN AERODYNAMIC CHARACTERISTICS AS A FUNCTION OF ANGLE OF ATTACK, BIT14 (FIN 3)

(NXA080) MDAC 261/AEDC 52 BODY-TAIL, B1T14 (TAIL FIN, T3)

SYMBOL	PHI	PARAMETRIC VALUES										REFERENCE INFORMATION		
						DATASET	ALPHA	DATASET	ALPHA					
○	60.000	MACH	2.000	A.R.	1.000	NXA080	.000	NXA082	2.000	SREF	7.0000	SQ. IN.
□	75.000	LAMBDA	.000	RT.CRD	7.499	NXA083	4.140	NXA086	10.430	LREF	7.4990	IN.
◇	90.000	SEMSPN	1.875	AREA	7.038	NXA088	14.890	NXA090	19.400	BREF	1.8750	IN.
						NXA094	25.970	LXA097	30.000	XMRP	.6200	IN.
						LXA099	34.400	LXA102	40.900	YMRP	.0000	IN.
						LXA105	45.300			ZMRP	.0000	IN.
										SCALE	.0000	

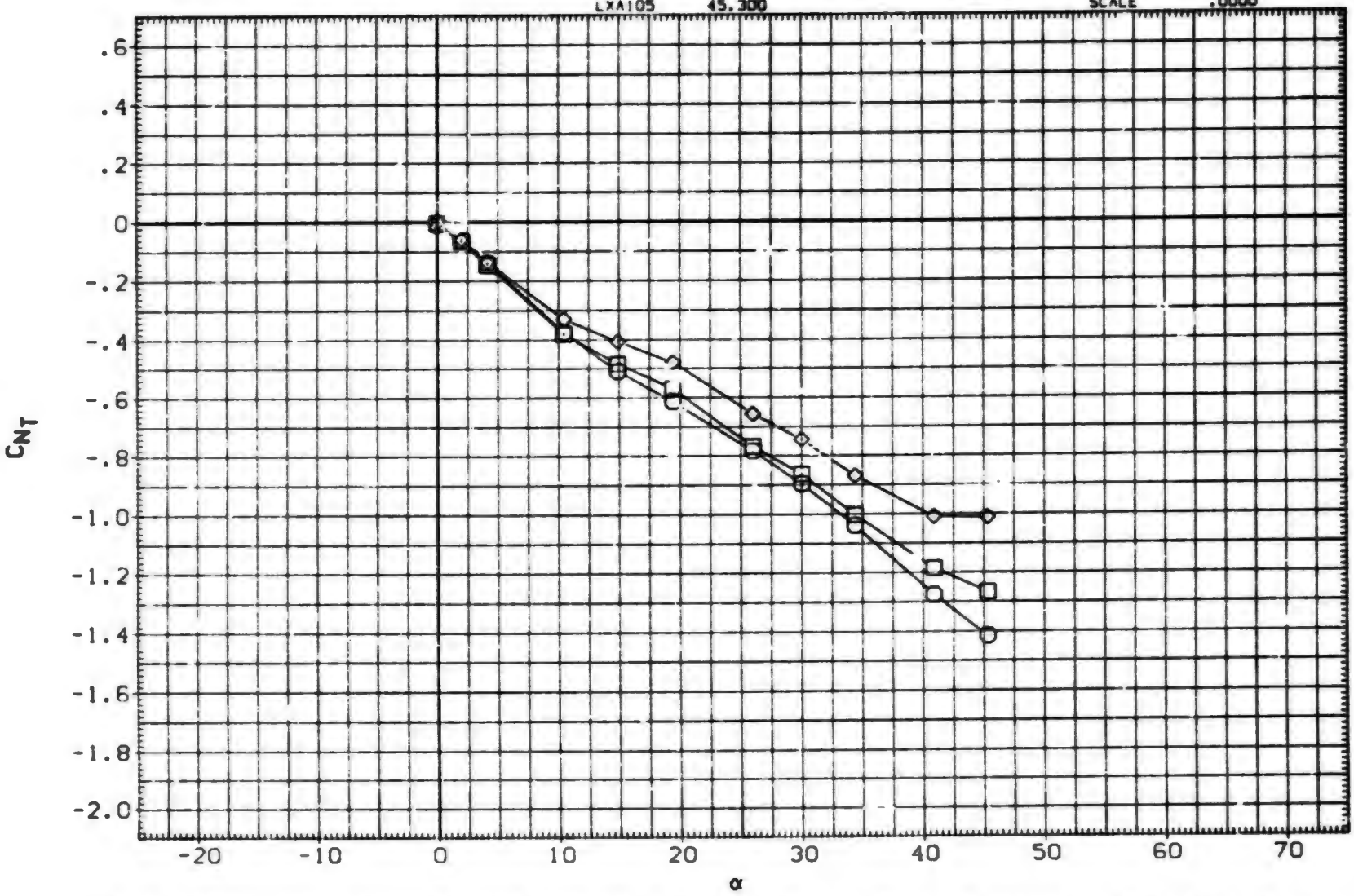

FIN AERODYNAMIC CHARACTERISTICS AS A FUNCTION OF ANGLE OF ATTACK, B1T14 (FIN 3)

(NXA080) MDAC 261/AEDC 52 BODY-TAIL. BIT14 (TAIL FIN. T3)

SYMBOL	PHI
○	.000
□	15.000
◇	30.000
△	45.000

PARAMETRIC VALUES

MACH	2.500	A.R.	1.000		
LAMBDA	.000	RT.CRD	7.499		
SEMSPN	1.875	AREA	7.038		

DATASET	ALPHA	DATASET	ALPHA
NXA080	.000	NXA082	2.000
NXA083	4.140	NXA086	10.430
NXA088	14.890	NXA090	19.400
NXA094	25.970	LXA097	30.000
LXA099	34.400	LXA102	40.900
LXA105	45.300		

REFERENCE INFORMATION

SREF	7.0380	SQ.IN.
LREF	7.4930	IN.
BREF	1.8750	IN.
XMRP	.6200	IN.
YMRP	.0000	IN.
ZMRP	.0000	IN.
SCALE	.0000	

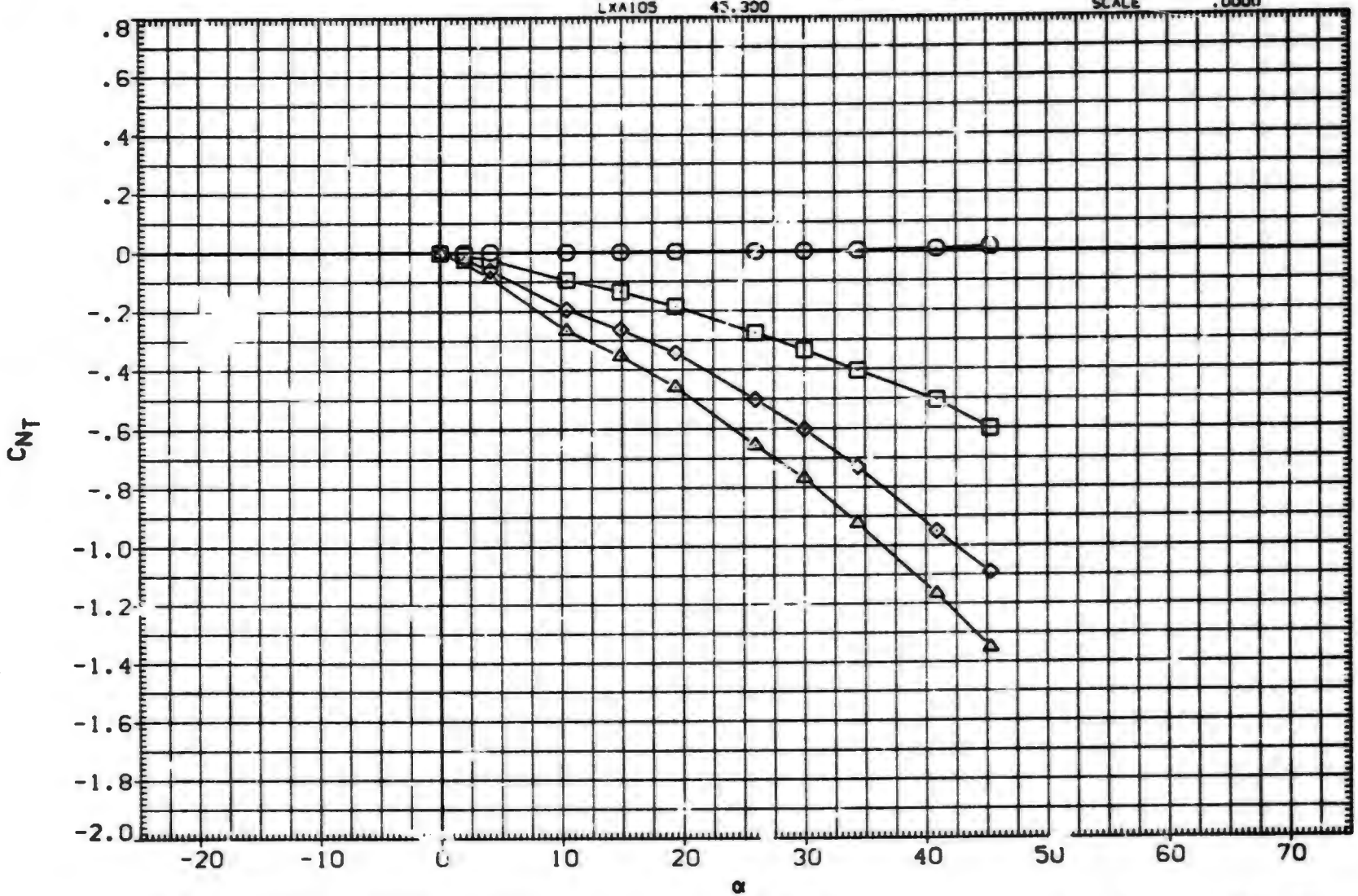

FIN AERODYNAMIC CHARACTERISTICS AS A FUNCTION OF ANGLE OF ATTACK. BIT14 (FIN 3)

(NXA080) MDAC 261/AEDC 52 BODY-TAIL. B1T14 (TAIL FIN. T3)

SYMBOL	PHI	PARAMETRIC VALUES											
	60.000	MACH	2.500	A.R.	1.000	DATASET	ALPHA	DATASET	ALPHA	REFERENCE INFORMATION		
○	75.000	LAMBDA	.000	RT.CRD	7.499	NXA080	.000	NXA082	2.000	SREF	7.0380	90. IN.
□	90.000	SEMSPN	1.875	AREA	7.038	NXA083	4.140	NXA086	10.430	LREF	7.4990	IN.
◇						NXA088	14.890	NXA090	19.430	BREF	1.8750	IN.
						NXA094	25.9[illegible]	LXA097	30.000	XMRP	.6200	IN.
						LXA099	34.400	LXA102	40.900	YMRP	.0000	IN.
						LXA105	45.300			ZMRP	.0000	IN.
										SCALE	.0000	

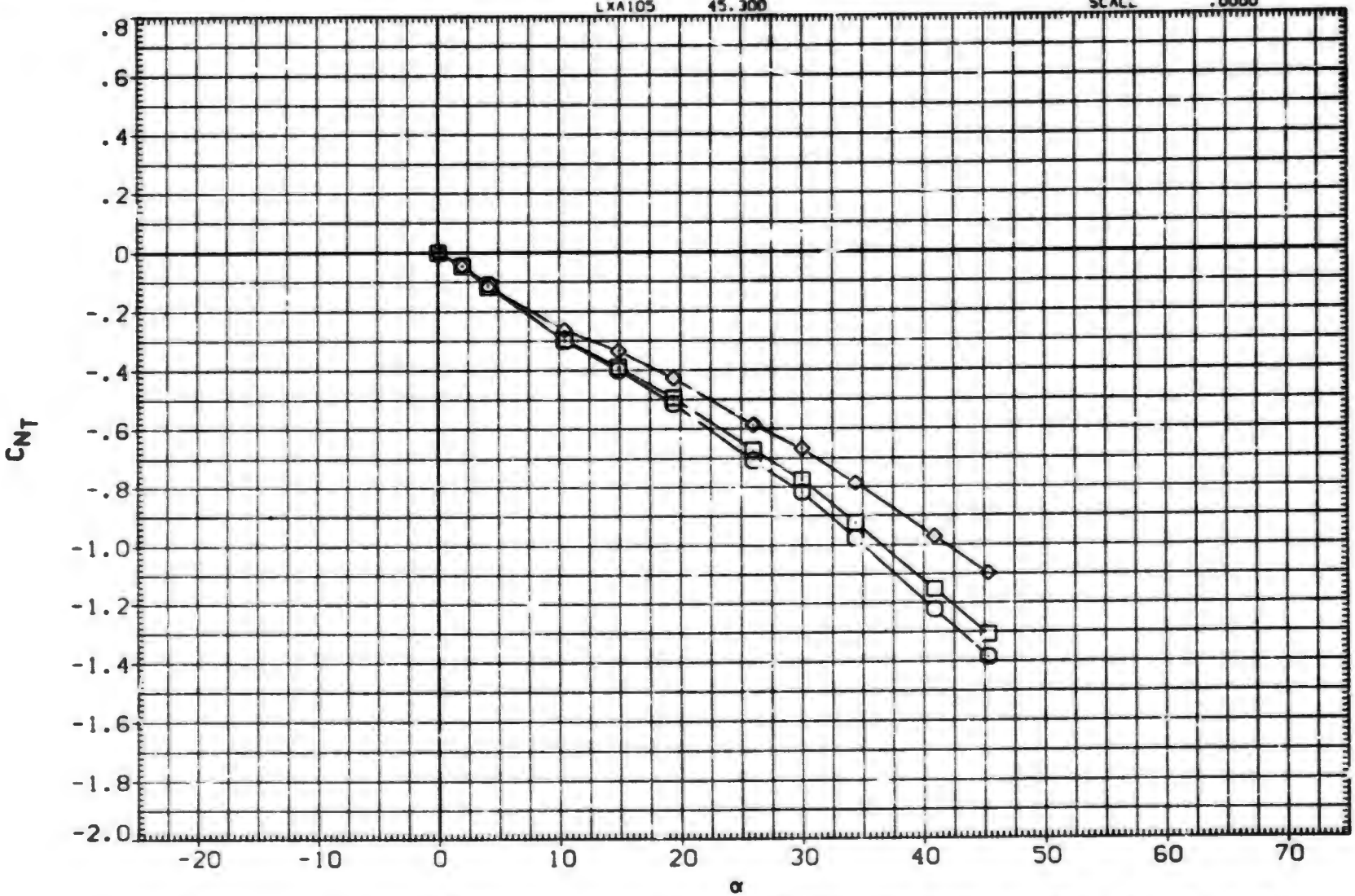

FIN AERODYNAMIC CHARACTERISTICS AS A FUNCTION OF ANGLE OF ATTACK. B1T14 (FIN 3)

(NXA080) MDAC 261/AEDC 52 BODY-TAIL, B1T14 (TAIL FIN, T3)

SYMBOL	PHI
○	.000
□	15.000
◇	30.000
△	45.000

PARAMETRIC VALUES

MACH	3.010	A.R.	1.000
LAMBDA	.000	RT.CRD	7.499
SEMSPN	1.875	AREA	7.038

DATASET	ALPHA	DATASET	ALPHA
NXA080	.000	NXA082	2.000
NXA083	4.140	NXA086	10.430
NXA088	14.890	NXA090	19.400
NXA094	25.970	LXA097	30.000
LXA099	34.400	LXA102	40.900
LXA105	45.300		

REFERENCE INFORMATION

SREF	7.0380	SQ.IN.
LREF	7.4990	IN.
BREF	1.8750	IN.
XMRP	.6200	IN.
YMRP	.0000	IN.
ZMRP	.0000	IN.
SCALE	.0000	

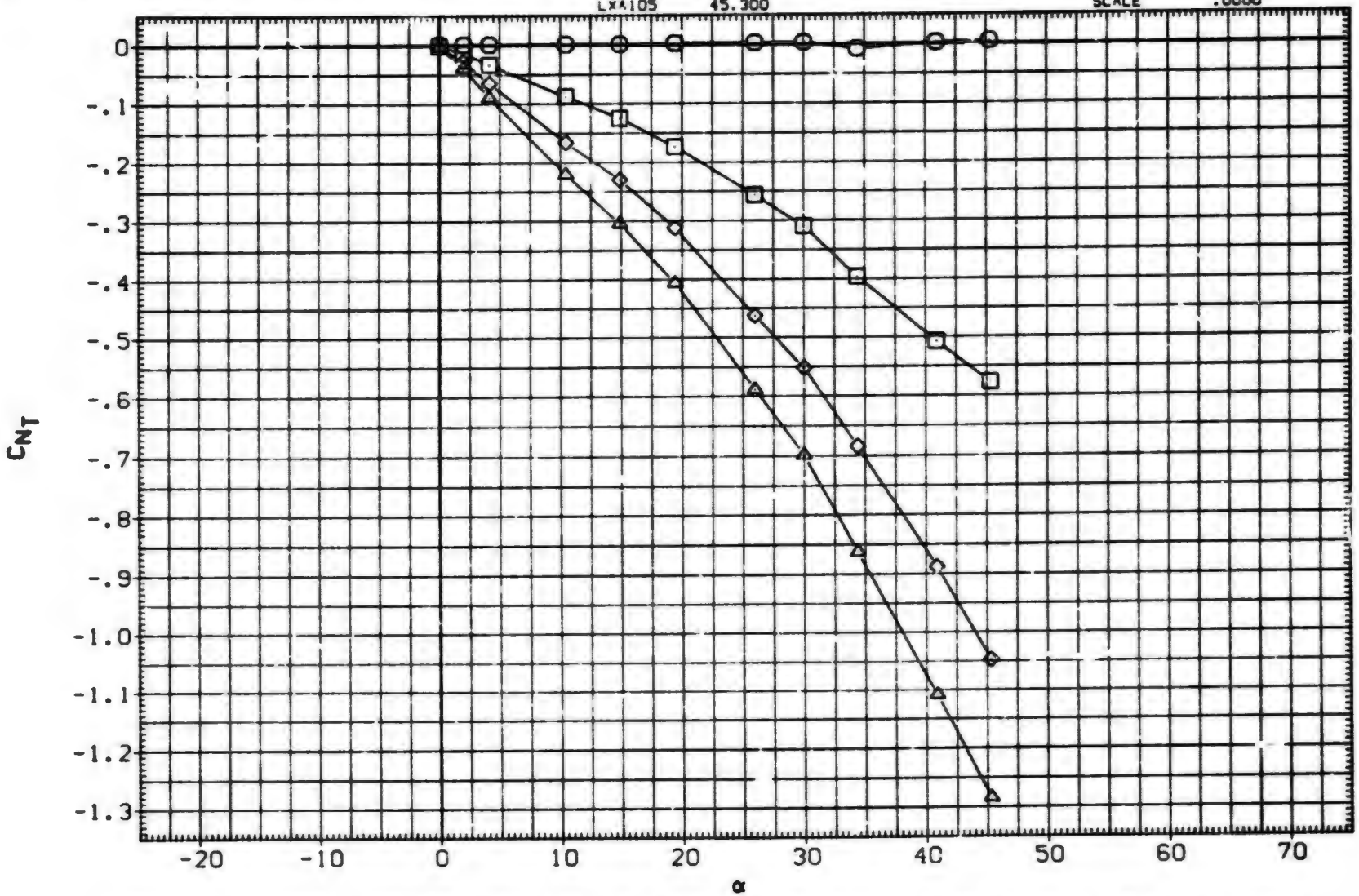

FIN AERODYNAMIC CHARACTERISTICS AS A FUNCTION OF ANGLE OF ATTACK, B1T14 (FIN 3)

(NXA080) MDAC 261/AEDC 52 BODY-TAIL. B1T14 (TAIL FIN. T3)

SYMBOL	PHI	PARAMETRIC VALUES											
	60.000	MACH	3.010	A.R.	1.000	DATASET	ALPHA	DATASET	ALPHA	REFERENCE INFORMATION			
○	75.000	LAMBDA	.000	RT.CRD	7.499	NXA080	.000	NXA082	2.000	SREF	7.0380	SQ.IN.	
□	90.000	SEMSPN	1.875	AREA	7.038	NXA083	4.140	NXA086	10.430	LREF	7.4990	IN.	
◇						NXA088	14.890	NXA090	19.400	BREF	1.8750	IN.	
						NXA094	25.970	LXA097	30.000	XMRP	.6200	IN.	
						LXA099	34.400	LXA102	40.900	YMRP	.0000	IN.	
						LXA105	45.300			ZMRP	.0000	IN.	
										SCALE	.0000		

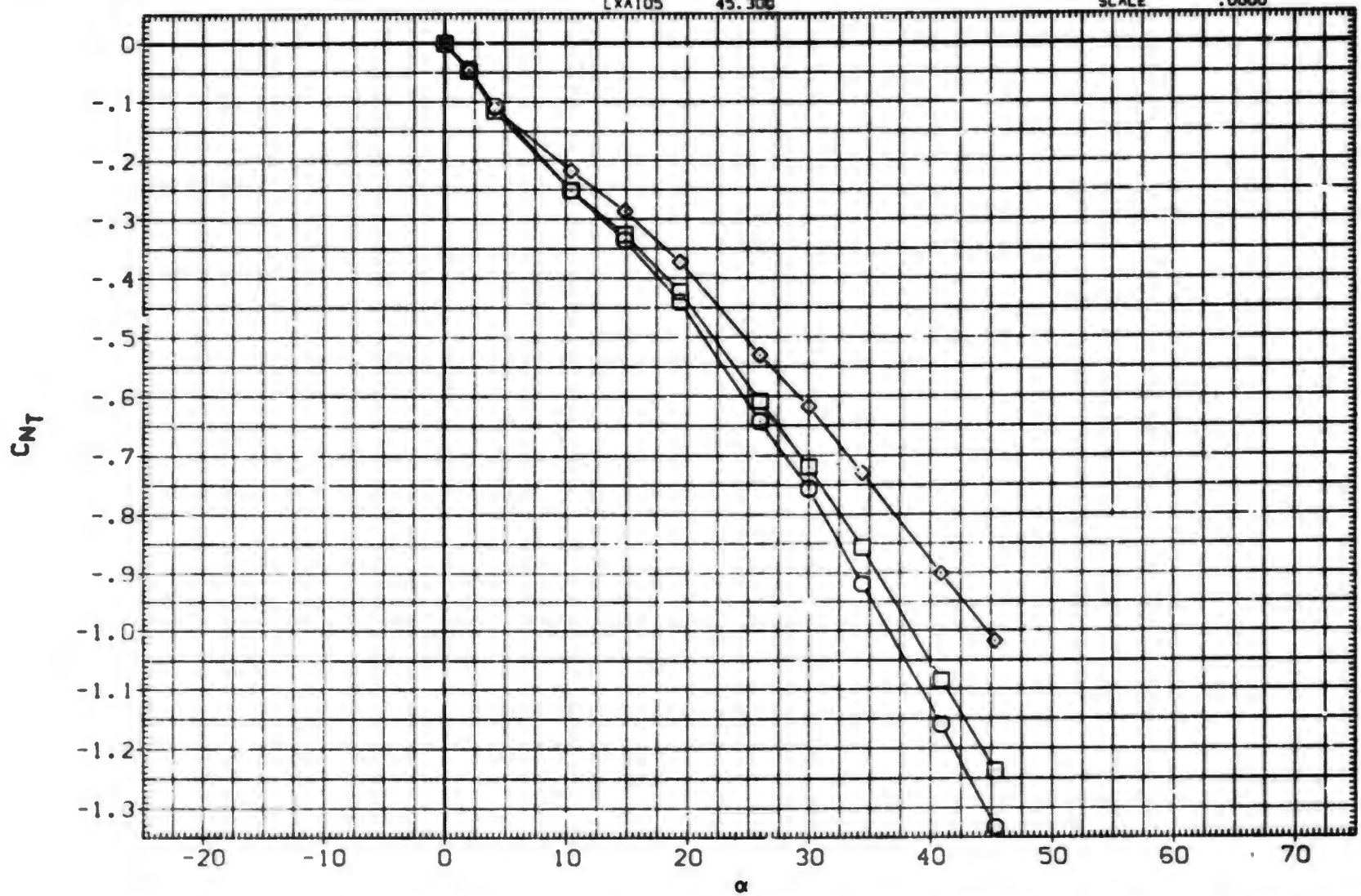

FIN AERODYNAMIC CHARACTERISTICS AS A FUNCTION OF ANGLE OF ATTACK. B1T14 (FIN 3)

DATA SET	SYMBOL	CONFIGURATION DESCRIPTION	ALPHA	LAMBDA	RT.CRD	SEMSPN
(DXACTH)	○	AEDC TF 368 BODY-TAIL. BIT14 (TAIL FIN T1)	30.000	.000	7.499	1.875
(DXACLH)	□	AEDC TF 368 BODY-TAIL. BIT14 (TAIL FIN T4)	30.000	.000	7.499	1.875

REFERENCE INFORMATION

SREF	7.0380	SQ.IN.
LREF	7.4990	IN.
BREF	1.8750	IN.
XMRP	.6200	IN.
YMRP	.0000	IN.
ZMRP	.0000	IN.
SCALE	.0000	

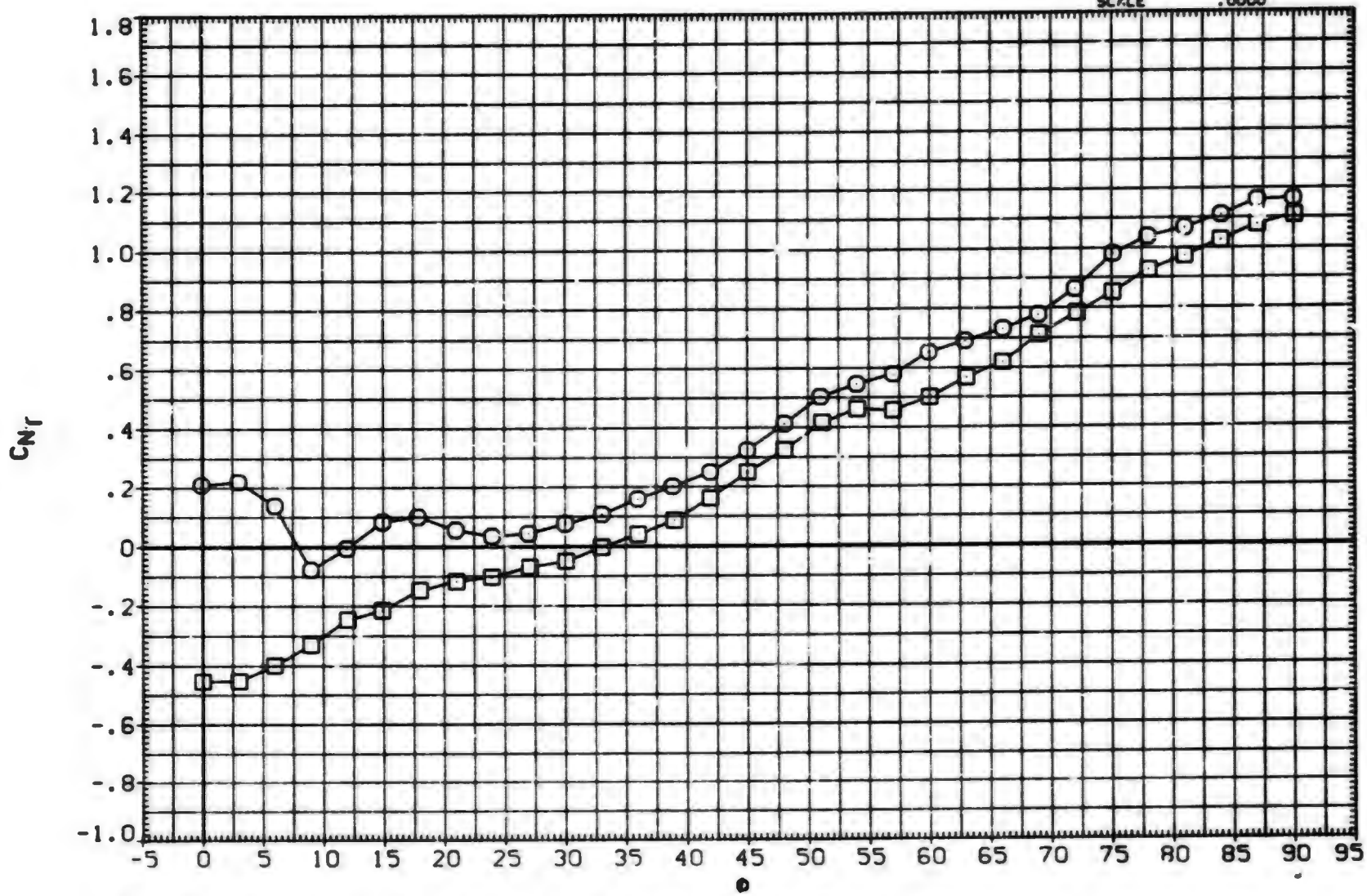

FIN NORMAL FORCE AS A FUNCTION OF ROLL ANGLE. BIT14

(A)MALH = .80

DATA SET	SYMBOL	CONFIGURATION DESCRIPTION	ALPHA	LAMBDA	RT.CRD	SEMSPN
(DXACTH)	○	AEDC TF 368 BODY-TAIL. BIT14 (TAIL FIN T1)	30.000	.000	7.499	1.875
(DXACLM)	□	AEDC TF 368 BODY-TAIL. BIT14 (TAIL FIN T4)	30.000	.000	7.499	1.875

REFERENCE INFORMATION

SREF	7.0380	SQ.IN.
LREF	7.4950	IN.
BREF	1.8750	IN.
XMRP	.6200	IN.
YMRP	.0000	IN.
ZMRP	.0000	IN.
SCALE	.0000	

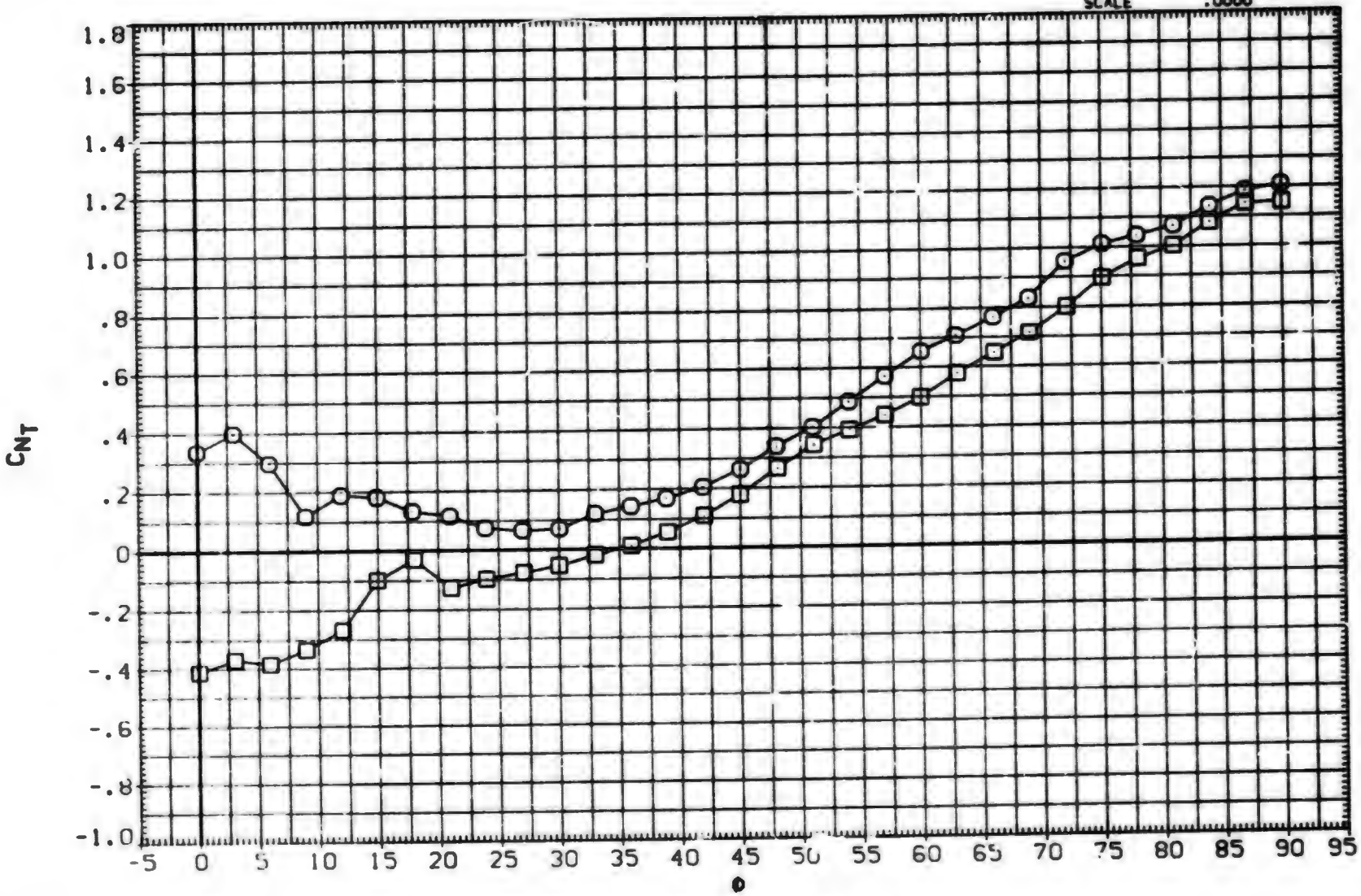

FIN NORMAL FORCE AS A FUNCTION OF ROLL ANGLE, BIT14

(B)MACH = 1.00

DATA SET	SYMBOL	CONFIGURATION DESCRIPTION	ALPHA	LAMBDA	RT.CRD	SEMSPN
(DXACTM)	○	AEDC TF 368 BODY-TAIL. BIT14 (TAIL FIN T1)	30.000	.000	7.499	1.875
(DXACLM)	□	AEDC TF 368 BODY-TAIL. BIT14 (TAIL FIN T4)	30.000	.000	7.499	1.875

REFERENCE INFORMATION

SREF	7.0380	SQ.IN.
LREF	7.4990	IN.
BREF	1.8750	IN.
XMRP	.6200	IN.
YMRP	.0000	IN.
ZMRP	.0000	IN.
SCALE	.0000	

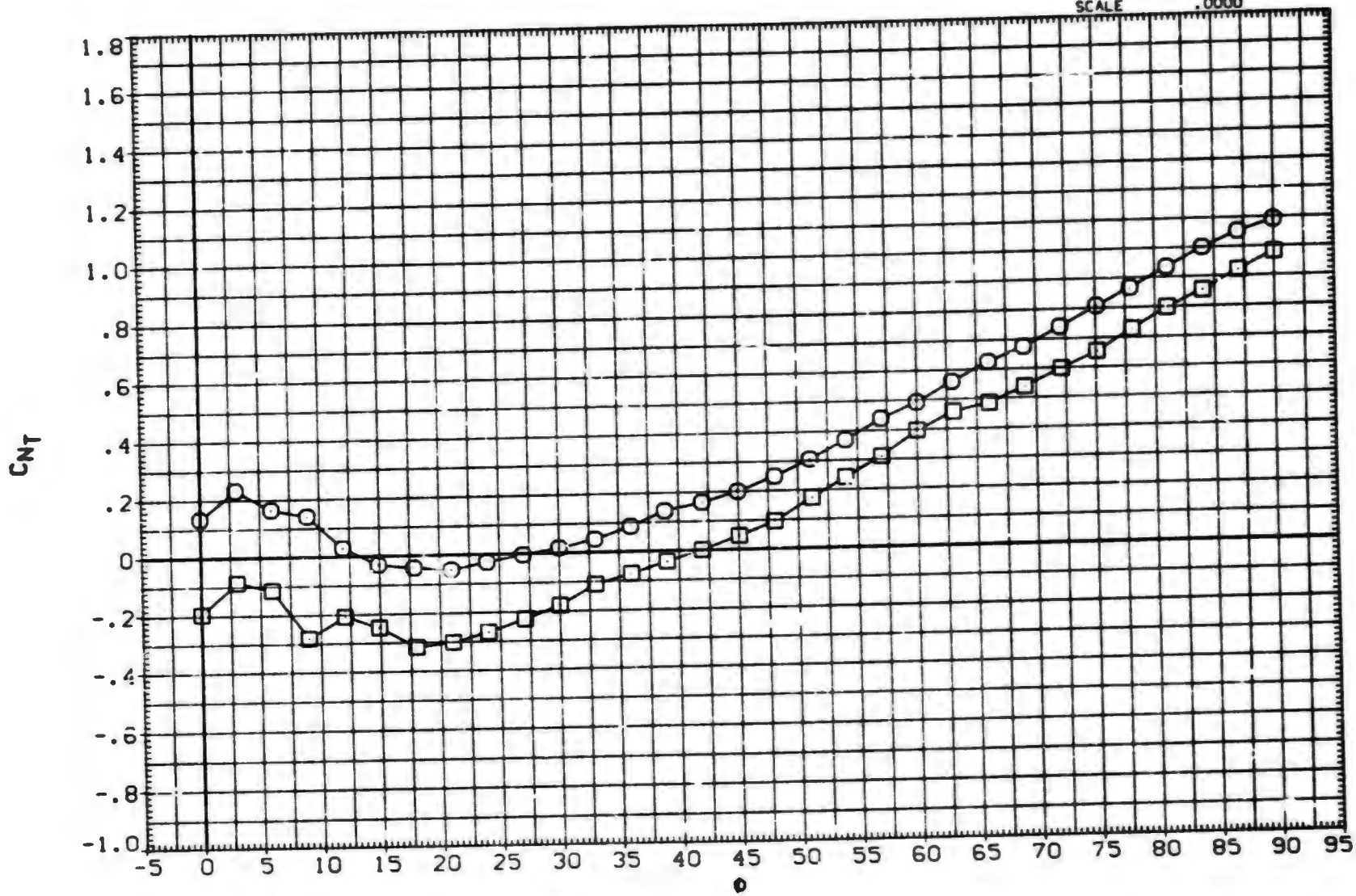

FIN NORMAL FORCE AS A FUNCTION OF ROLL ANGLE. BIT14

(C)MACH = 1.20

DATA SET	SYMBOL	CONFIGURATION DESCRIPTION	ALPHA	LAMBDA	RT.CRD	SEMSPN
(DXACTH)	○	AEDC TF 368 BODY-TAIL. B1T14 (TAIL FIN T1)	30.000	.000	7.499	1.875
(DXACLH)	□	AEDC TF 368 BODY-TAIL. B1T14 (TAIL FIN T4)	30.000	.000	7.499	1.875

REFERENCE INFORMATION

SREF	7.0380	SQ.IN.
LREF	7.4990	IN.
BREF	1.8750	IN.
XMRP	.6200	IN.
YMRP	.0000	IN.
ZMRP	.0000	IN.
SCALE	.0000	

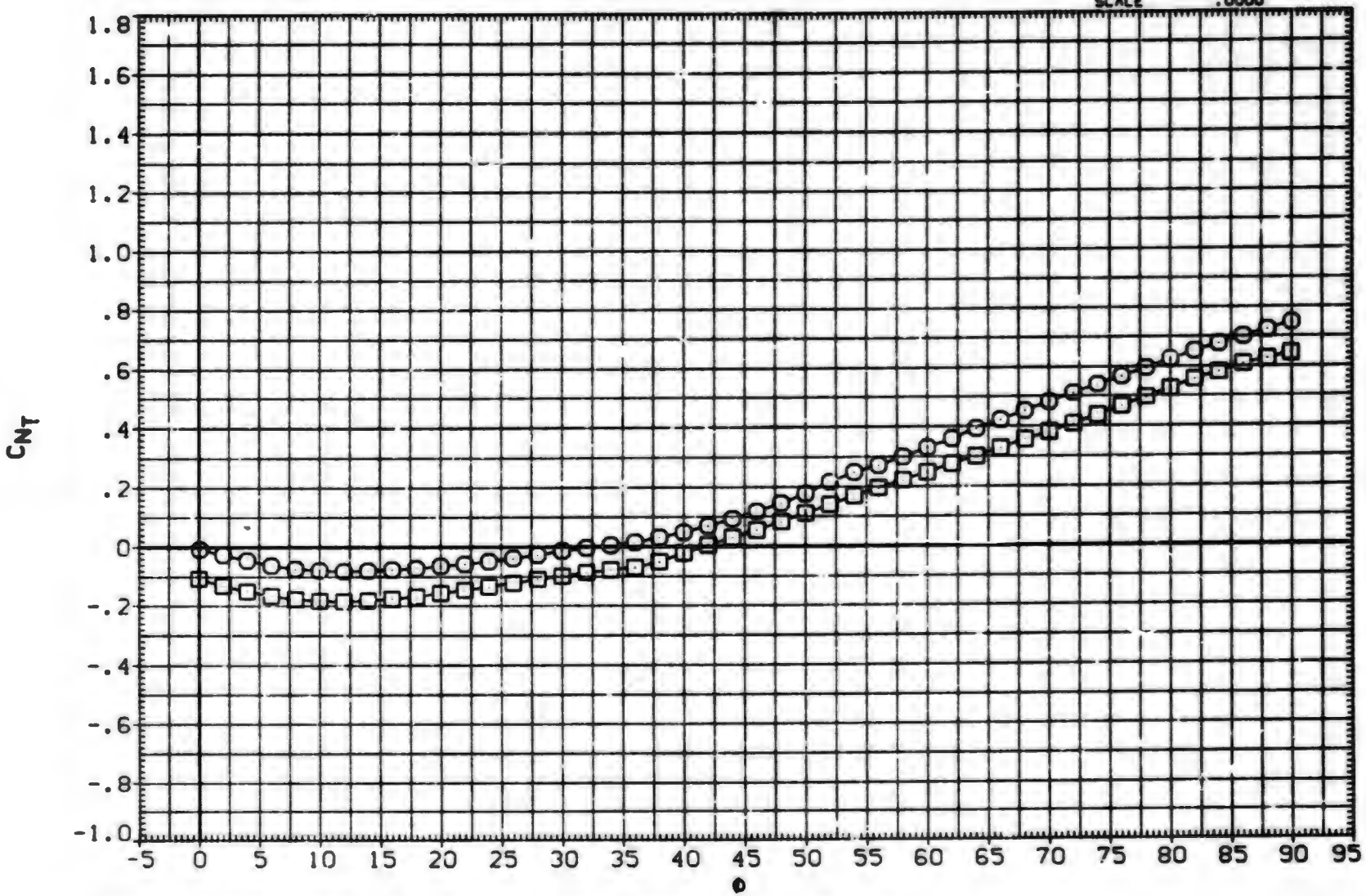

FIN NORMAL FORCE AS A FUNCTION OF ROLL ANGLE. B1T14

(D)MACH = 2.00

DATA SET	SYMBOL	CONFIGURATION DESCRIPTION	ALPHA	LAMBDA	RT.CRD	SEMSPN
(DXACTH)	○	AEDC TF 368 BODY-TAIL. B1T14 (TAIL FIN T1)	30.000	.000	7.499	1.875
(DXACLH)	□	AEDC TF 368 BODY-TAIL. B1T14 (TAIL FIN T4)	30.000	.000	7.499	1.875

REFERENCE INFORMATION

SREF	7.0390	SQ.IN.
LREF	7.4990	IN.
BREF	1.8750	IN.
XMRP	.6200	IN.
YMRP	.0000	IN.
ZMRP	.0000	IN.
SCALE	.0000	

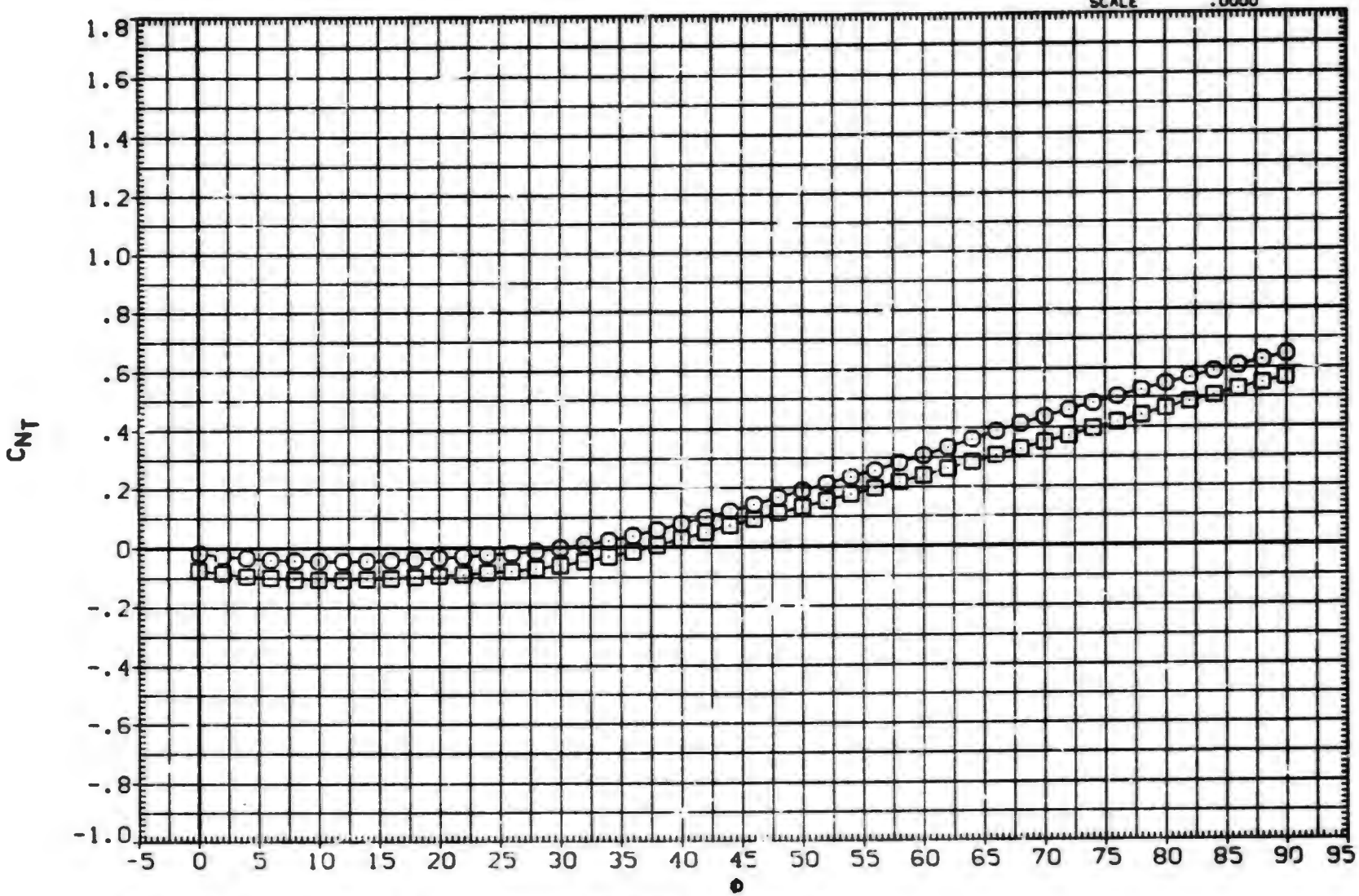

FIN NORMAL FORCE AS A FUNCTION OF ROLL ANGLE. B1T14

(E)MACH = 2.50

DATA SET	SYMBOL	CONFIGURATION DESCRIPTION	ALPHA	LAMBDA	RT.CRD	SEMSPN
(DXACTH)	○	AEDC TF 368 BODY-TAIL. B1T14 (TAIL FIN T1)	30.000	.000	7.499	1.875
(DXACLH)	□	AEDC TF 368 BODY-TAIL. B1T14 (TAIL FIN T4)	30.000	.000	7.499	1.875

REFERENCE INFORMATION

SREF	7.0380	SQ.IN.
LREF	7.4990	IN.
BREF	1.8750	IN.
XMRP	.6200	IN.
YMRP	.0000	IN.
ZMRP	.0000	IN.
SCALE	.0000	

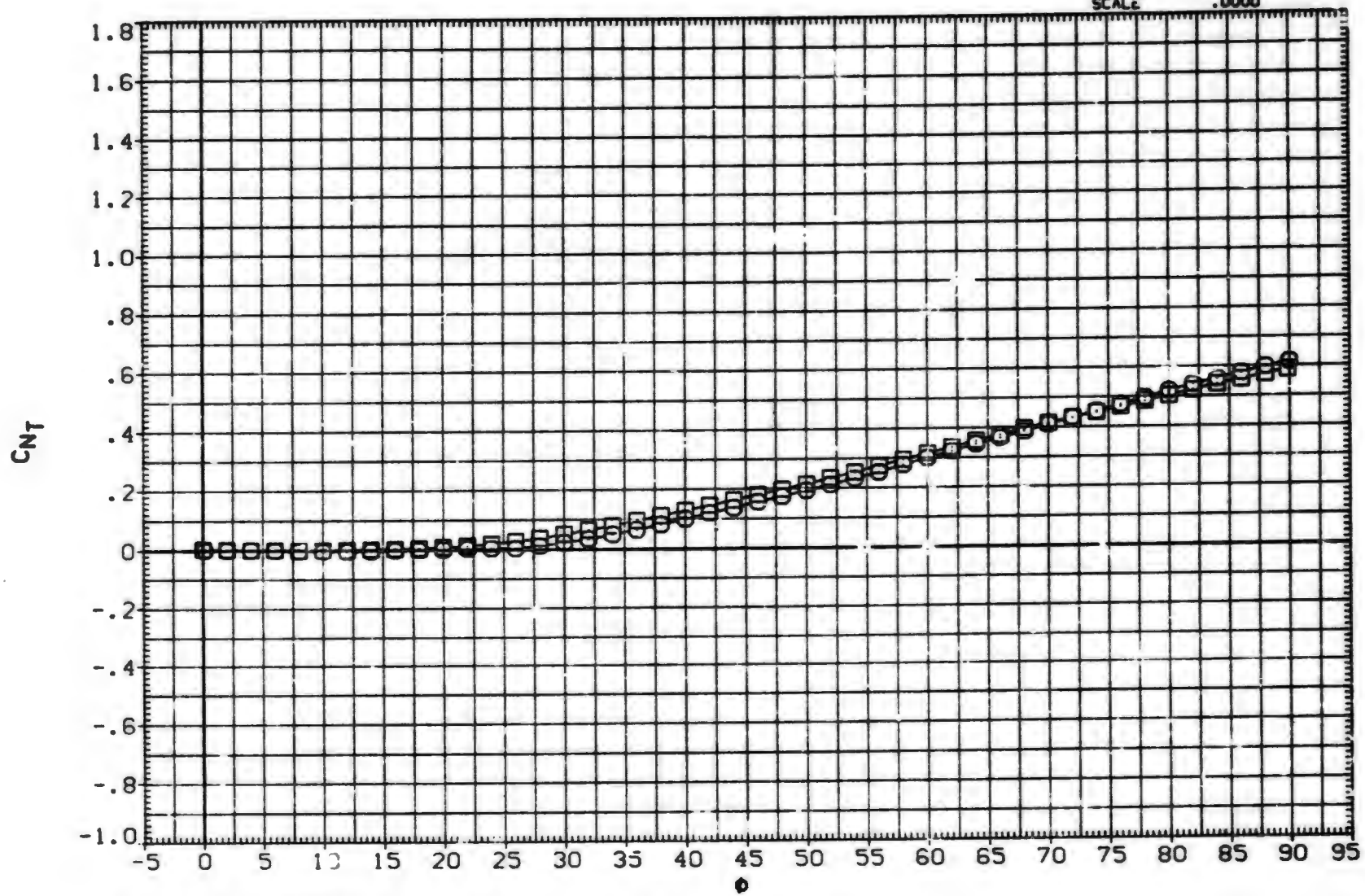

FIN NORMAL FORCE AS A FUNCTION OF ROLL ANGLE. B1T14

(F)MACH = 3.01