

AD-A032 863

MISSOURI UNIV ROLLA DEPT OF PHYSICS  
KINETIC REACTION COEFFICIENTS IN ROCKET EXHAUST PLUMES.(U)  
AUG 76 W R SNOW, L D SCHEARER, K J NYGAARD

F/G 21/8.2

AF-AFOSR-2672-74

UNCLASSIFIED

NL

| OF |

AD  
A032863



END

DATE  
FILMED  
1 - 77

AD A 032863

# IN ROCKET EXHAUST PLUMES

1 July 1975 - 30 June 1976

W. R. Snow, K. J. Nygaard, L. D. Scheerer, & R. J. Corbin  
Physics Department  
University of Missouri - Rolla  
Rolla, Missouri 65401

August 1976  
AFOSR 74-2872  
Air Force Office of Scientific Research  
Bolling AFB, DC 20332

D D C  
RECEIVED  
DEC 8 1976  
A

UNCLASSIFIED

SECURITY CLASSIFICATION OF THIS PAGE (When Data Entered)

REPORT DOCUMENTATION PAGE

READ INSTRUCTIONS BEFORE COMPLETING FORM

1. REPORT NUMBER		2. GOVT ACCESSION NO.	RECIPIENT'S CATALOG NUMBER
4. TITLE (and Subtitle)		7. TYPE OF REPORT & PERIOD COVERED	
KINETIC REACTION COEFFICIENTS IN ROCKET EXHAUST PLUMES,		INTERIM rept. 1 July 75-30 June 76	
3. AUTHOR(S)		8. CONTRACT OR GRANT NUMBER(s)	
WILLIAM R. SNOW LAIRD D. SCHEARER KAARE J. NYGAARD		AFOSR 74-2672 ✓	
5. AUTHOR(S)		10. PROGRAM ELEMENT, PROJECT, TASK AREA & WORK UNIT NUMBERS	
R. J. CORBIN		681308 9750-02 61102F	
9. PERFORMING ORGANIZATION NAME AND ADDRESS		11. REPORT DATE	
UNIVERSITY OF MISSOURI-ROLLA PHYSICS DEPARTMENT ROLLA, MISSOURI 65401		Aug 76	
11. CONTROLLING OFFICE NAME AND ADDRESS		13. NUMBER OF PAGES	
AIR FORCE OFFICE OF SCIENTIFIC RESEARCH/NA BLDG 410 BOLLING AIR FORCE BASE, D C 20332		19	
14. MONITORING AGENCY NAME & ADDRESS (if different from Controlling Office)		15. SECURITY CLASS. (of this report)	
(12) 21p.		UNCLASSIFIED	
16. DISTRIBUTION STATEMENT (of this Report)		15a. DECLASSIFICATION/DOWNGRADING SCHEDULE	
(15) AF-AFOSR-2672-74			
Approved for public release; distribution unlimited.			
17. DISTRIBUTION STATEMENT (of the abstract entered in Block 20, if different from Report)			
(16) 9750 (17) 02			
18. SUPPLEMENTARY NOTES			
19. KEY WORDS (Continue on reverse side if necessary and identify by block number)			
DISSOCIATIVE ATTACHMENT		CHLORINE IONS	
HYDROGEN CHLORIDE		ION RECOMBINATION	
ION CLUSTERS		PHOTOIONIZATION	
COLLISIONAL IONIZATION			
POTASSIUM IONS			
20. ABSTRACT (Continue on reverse side if necessary and identify by block number)			
This report describes progress in the experimental program to measure reaction rates for the following reactions: (1) $HCl + e \rightarrow H + Cl^-$ (2) $K + Cl \rightarrow K^+ + Cl^-$ (3) $K^+ + e + M \rightarrow K + M$ . Measurement of the rate for (1) has been complicated by the large rates for clustering reactions (4) $Cl_2^+ + HCl + M \rightarrow (Cl \cdot HCl)_n^+ + M$ . The equivalent attachment coefficient for the first cluster formation ( $n^* = 1$ ) is given as a function of E/p. Performance of a crossed molecular beam apparatus for measurement of the energy dependence of collisional ionization of potassium and atomic chlorine (2) is described. The experimental technique to be used to			

405-701

\* yields  
SM superscript n 75

UNCLASSIFIED

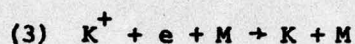
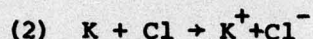
SECURITY CLASSIFICATION OF THIS PAGE (When Data Entered)

measure three body recombination in potassium is described. This technique utilizes a laser induced, two step photoionization process which has been demonstrated in cesium.

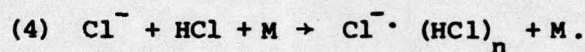
ACCESSION No	
RTIS	White Section <input checked="" type="checkbox"/>
DDC	Self Section <input type="checkbox"/>
UNANNOUNCED	<input type="checkbox"/>
JUSTIFICATION .....	
BY .....	
DISTRIBUTION/AVAILABILITY CODES	
Dist.	AVAIL. DDG/ W SPECIAL
A	4

## ABSTRACT

This report describes progress in the experimental program to measure re-  
action rates for the following reactions:



Measurement of the rate for (1) has been complicated by the large rates for  
clustering reaction



The equivalent attachment coefficient for the first cluster formation ( $n = 1$ )  
is given as a function of  $E/p$ . Performance of a crossed atomic beam  
apparatus for measurement of the energy dependence of collisional ionization  
of potassium and atomic chlorine (2) is described. The experimental technique  
to be used to measure three body recombination in potassium is described. This  
technique utilizes a laser-induced two-step photoionization process which has  
been demonstrated in cesium.

### 1.0 NEGATIVE ION CLUSTER FORMATION IN HCl.

This part of the report will be limited to a discussion of cluster ions  
of the type  $\text{Cl}^- \cdot (\text{HCl})_n$  produced as  $\text{Cl}^-$  ions drift through a background gas  
of nitrogen or air under the influence of a weak electric field.

A schematic diagram of the apparatus is shown in Fig. 1. Photoelectrons  
are ejected into the drift region by illuminating a  $2 \text{ cm}^2$  sensitized area on  
the cathode with uv radiation. The photoelectron current in vacuum ( $p < 10^{-5}$  Torr)

for a freshly prepared copper iodide coating, or for one sensitized by a glow discharge in hydrogen, approaches  $10^{-7}$  A. The emission current dropped upon admission of gas, however, and stabilized at  $\sim 10^{-9}$  A. The primary negative ions are generated by collisions of the electrons with neutral molecules. The average electron energy is kept low so that ionization can be neglected. Negative ions formed in the 2.6 cm drift space, where a nearly uniform electric field is maintained, may pass through an orifice (diam = 0.34 mm) into the mass analysis region.

The negative ions are focused and accelerated by an arrangement of cylindrical lenses. The quadrupole rods and body are biased at +6 and +40 V, respectively, relative to the grounded drift tube housing. The lense potentials are set for maximum signal detection and are not changed during the course of a run. The ions selectively transmitted through the quadrupole are then accelerated to the first dynode of an 18 stage Johnston's Laboratory multiplier, whose pulse output is amplified and counted by an appropriate scaler.

The HCl-N<sub>2</sub> gas mixture is supplied and analyzed by the Airco Industrial Gas Company. The relative concentration of HCl to N<sub>2</sub> was 730 ppm  $\pm$  3%. The total gas pressure is measured by a Texas Instruments quartz spiral manometer.

The data from the experiment are recorded as relative ion count rates as a function of E/p at the fixed total pressure p. It is assumed that the electron flux leaving the cathode is uniform over an area large compared to the anode orifice area. This assumption is justified by the use of the photoelectron source and allows the effects of lateral diffusion to be neglected. Longitudinal diffusion will also be neglected.

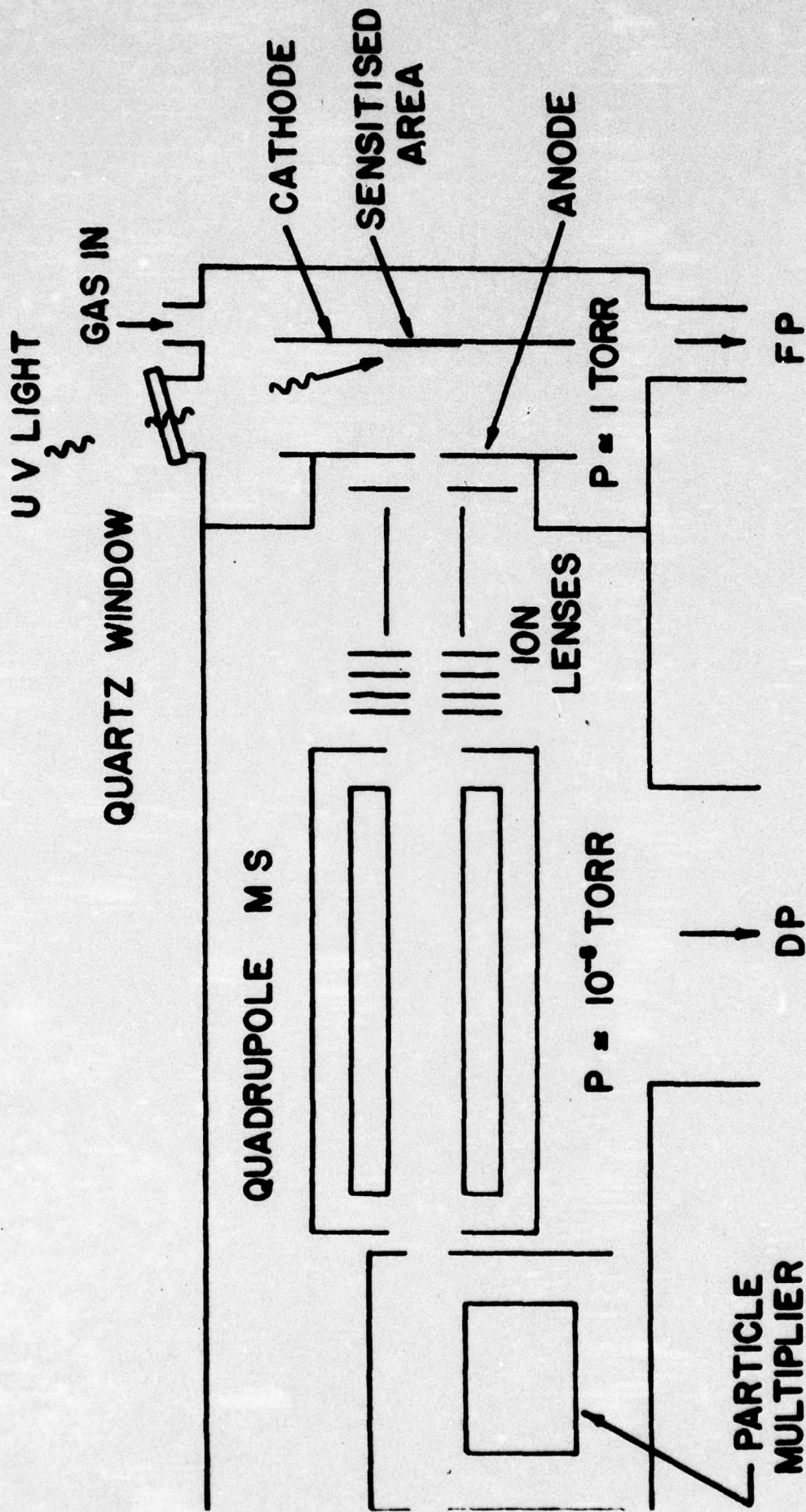
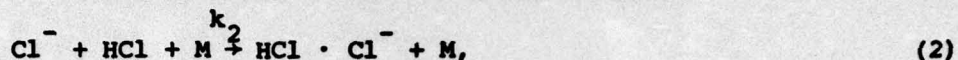


Fig. 1 Drift Tube Apparatus.

After gaining sufficient energy, some electrons undergo the dissociative attachment reaction,



to form the primary negative ion observed. The primary ion may have subsequent collisions with an HCl molecule to form a cluster molecule



where M denotes a third collision partner necessary to stabilize the cluster. In this case the small HCl concentration makes a nitrogen molecule the most likely third body. Higher order clusters may be formed in reactions analogous to reaction (2), however these will be neglected due to the small number observed under our experimental conditions.

The rate equations describing the steady-state number density for the charge carriers are given by

$$v_e \frac{d[e]}{dx} = k_1 [\text{HCl}][e] \quad (3)$$

$$v_1 \frac{d[\text{Cl}^-]}{dx} = k_1 [\text{HCl}][e] - k_2 [\text{HCl}][\text{Cl}^-][\text{N}_2], \quad (4)$$

$$v_2 \frac{d[\text{HCl} \cdot \text{Cl}^-]}{dx} = k_2 [\text{HCl}][\text{Cl}^-][\text{N}_2], \quad (5)$$

where the brackets [ ] denote the number density of a species,  $k_1$  and  $k_2$  denote the rate coefficients for reactions (1) and (2), respectively.  $v_e$ ,  $v_1$ , and  $v_2$  are the drift velocities of electrons, the primary negative ion  $\text{Cl}^-$ , and the secondary negative ion  $\text{HCl} \cdot \text{Cl}^-$ .

For convenience we now define an attachment coefficient  $\eta$  so that

$$\eta_1 = k_1 [\text{HCl}]/v_e, \quad (6)$$

and

$$\eta_2 = k_2 [\text{HCl}][\text{N}_2]/v_1. \quad (7)$$

We also define the flux of electrons,  $\text{Cl}^-$ , and  $\text{HCl} \cdot \text{Cl}^-$  past an arbitrary plane parallel to the drift tube electrodes by  $J_e = v_e [e]$ ,  $J_1 = v_1 [\text{Cl}^-]$ , and

$$J_2 = v_2 [\text{HCl} \cdot \text{Cl}^-].$$

$[\text{HCl} \cdot \text{Cl}^-].$

With these definitions the solutions to the differential equations (3) - (5) are given by

$$J_e/J_0 = e^{-\eta_1 x} \quad (8)$$

$$J_1/J_0 = \frac{\eta_1}{\eta_1 - \eta_2} (e^{-\eta_2 x} - e^{-\eta_1 x}) \quad (9)$$

$$J_2/J_0 = \frac{1}{\eta_1 - \eta_2} (\eta_2 (e^{-\eta_1 x} - 1) - \eta_1 (e^{-\eta_2 x} - 1)) \quad (10)$$

These relations can then be used to analyze the experimentally determined count rates.

Typical data are shown in Fig. 2. The maximum on the cluster ion count-rate curve below 0.5 Volt is a real physical effect we have observed over a wide range of pressure and  $E/p$  - values. A satisfactory explanation is yet to be found. For this reason we shall analyze only the data above 1 volt corresponding to  $E/p \geq 0.5$  Volt/(Torr · cm).

If we assume both  $\eta_2 d$  and  $\eta_1 d \ll 1$ , we obtain, by taking the ratio between Eqs. (10) and (9),

$$\eta_2' = \frac{2}{d} \frac{N_2}{N_1} \quad (11)$$

where  $d$  is the electrode separation. In this treatment of the data it is implied that both the parent and cluster ions are detected with the same probability at a given  $E/p$ .

The coefficient  $\eta_2$  is important since the quantity  $\eta_2 dx$  represents the probability of forming one cluster ion as one  $\text{Cl}^-$  ions drifts a distance  $dx$  along the applied electric field. The results using Eq. (11) are displayed in Fig. 3. For comparison we have also included a more accurate calculation solving explicitly for  $\eta_2$  from the ratio between Eqs. (10) and (9). By using published data<sup>1</sup> for  $\eta_1$ , we obtain the values marked with squares ( $\square$ ) in Fig. 3. The agreement is good at high  $E/p$  values. In the region

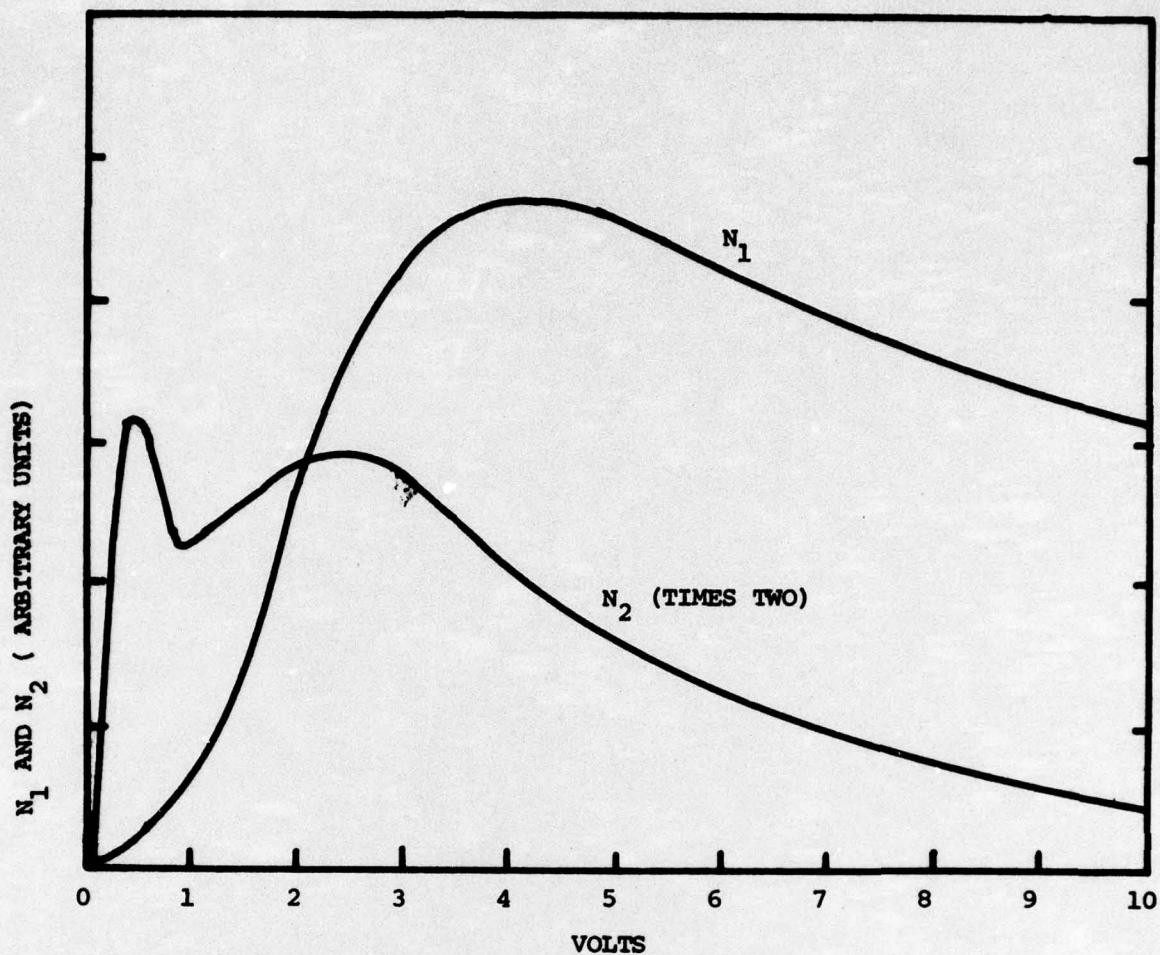


Figure 2. Observed count rates of  $\text{Cl}^-$  ( $N_1$ ) and  $\text{Cl}^-(\text{HCl})$  ( $N_2$ ) as a function of applied voltage. The total pressure was 0.8 Torr. The curve for the cluster count rate has been multiplied by a factor of 2 to demonstrate the structure at low voltages.

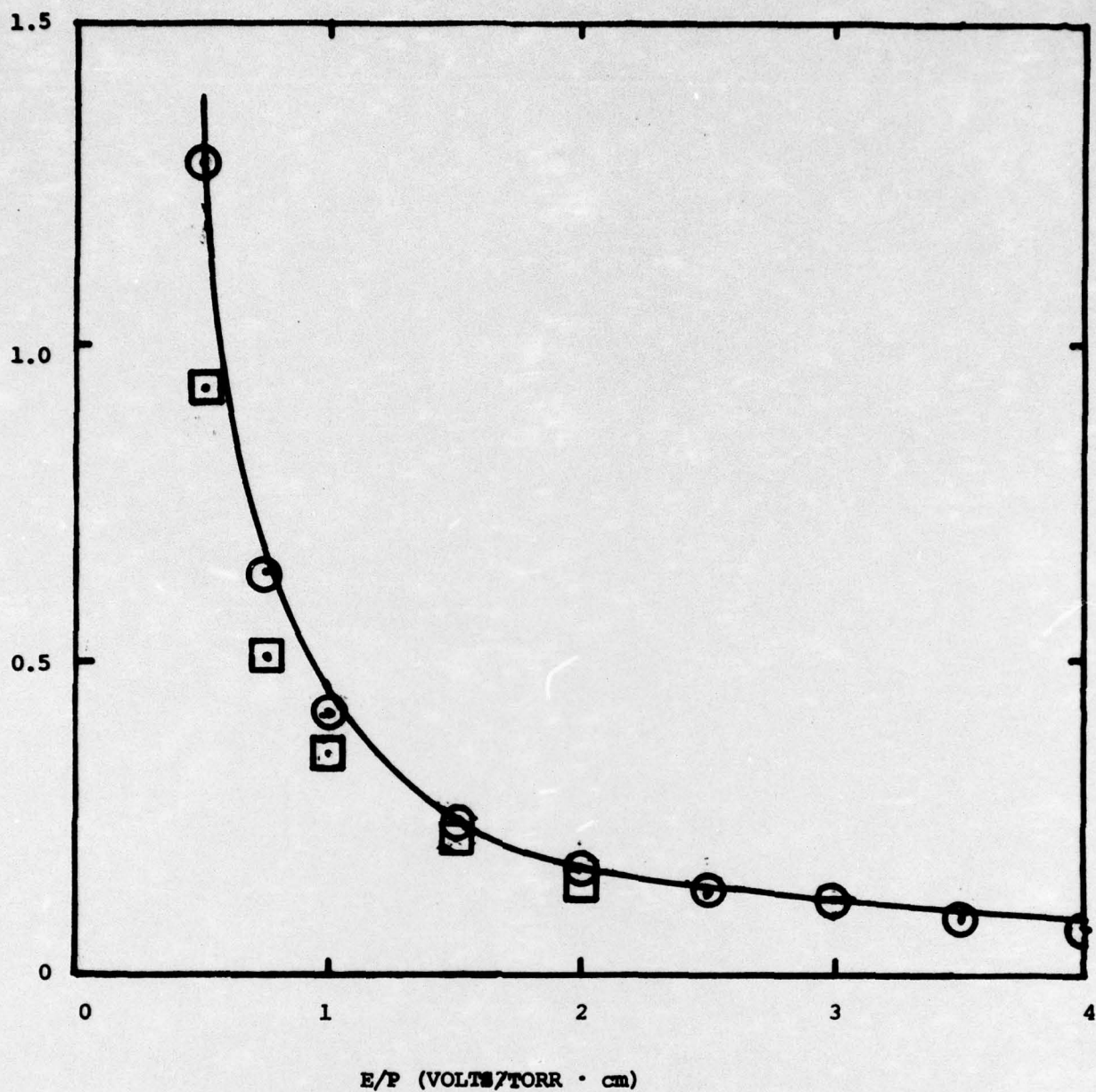


Figure 3. The circles (○), show the attachment coefficients  $\eta_2$  as calculated from Eq. (11). The squares (□) were obtained using Eq. (12) and the data of Christophoron et al. (ref. 1) for  $\eta_2$ .

of low E/p the assumption of  $\eta_2 d \ll 1$  is no longer valid.

### 2.0 ION PAIR FORMATION IN K - Cl COLLISIONS.

Collisional ionization of potassium and atomic chlorine is thought to be a significant production mechanism for  $Cl^-$  in rocket plumes. Measurement of the cross section for



using a crossed beam technique is part of the experimental program being pursued under the auspices of this grant.

Figure 4 is a schematic diagram which illustrates the principles of the experiment. A beam of potassium atoms of selected velocity intersects a beam of chlorine atoms in an electric field between two detectors. If a collision occurs between K and Cl with enough energy to produce an ion pair, the resulting  $K^+$  and  $Cl^-$  will be attracted to opposing particle multiplier detectors. The cross section for the reaction is a measure of the probability of the reaction proceeding in any collision, and is simply related to the count rate in either detector, assuming that the beam densities and velocities are known.

Nozzle beam techniques will be used to produce an aerodynamically accelerated beam of potassium atoms of high intensity which is nearly monoenergetic.

Figure 5 shows the nozzle assembly as we have modified it to produce the potassium beam. Potassium vapor and helium are mixed in the heated nozzle chamber. The potassium vapor pressure is determined by the reservoir temperature,  $T_R$ . The mixture flows through the nozzle in viscous flow so that both components have a velocity,

$$u = (2\bar{C}_p T / \bar{m})^{1/2}, \tag{14}$$

where  $C_p$  is the mean specific heat, T the temperature of the nozzle, and  $\bar{m}$  the mean mass of the gas mixture defined as

$$\bar{m} = (m_1 P_1 + m_2 P_2) / (P_1 + P_2), \tag{15}$$

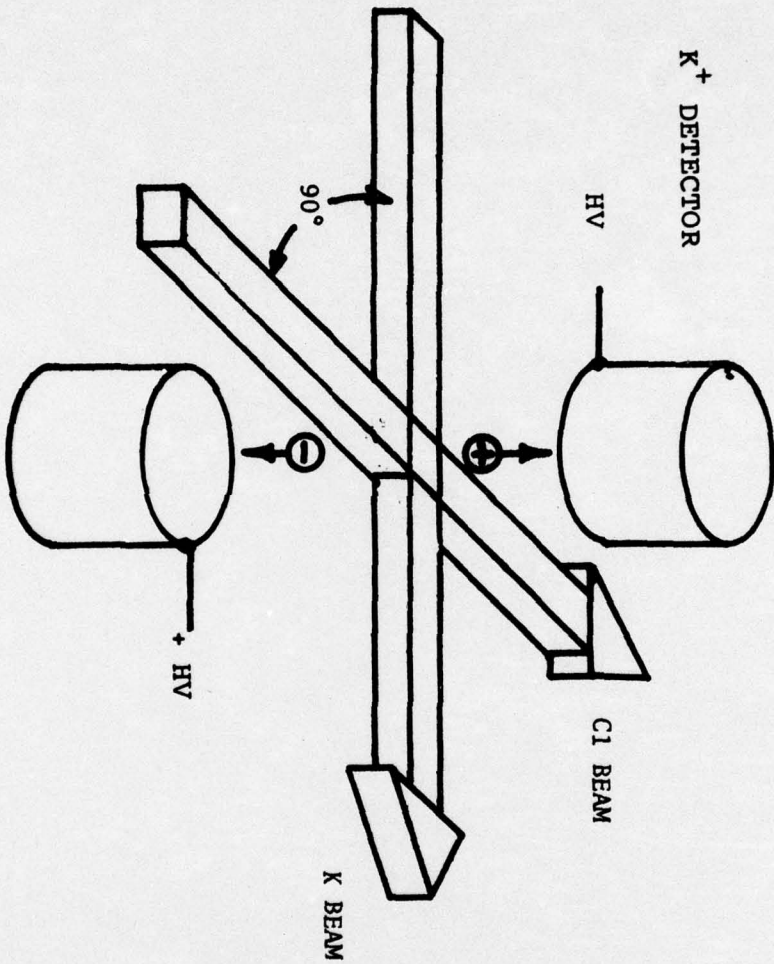


Fig. 4 COLLISIONAL IONIZATION EXPERIMENT

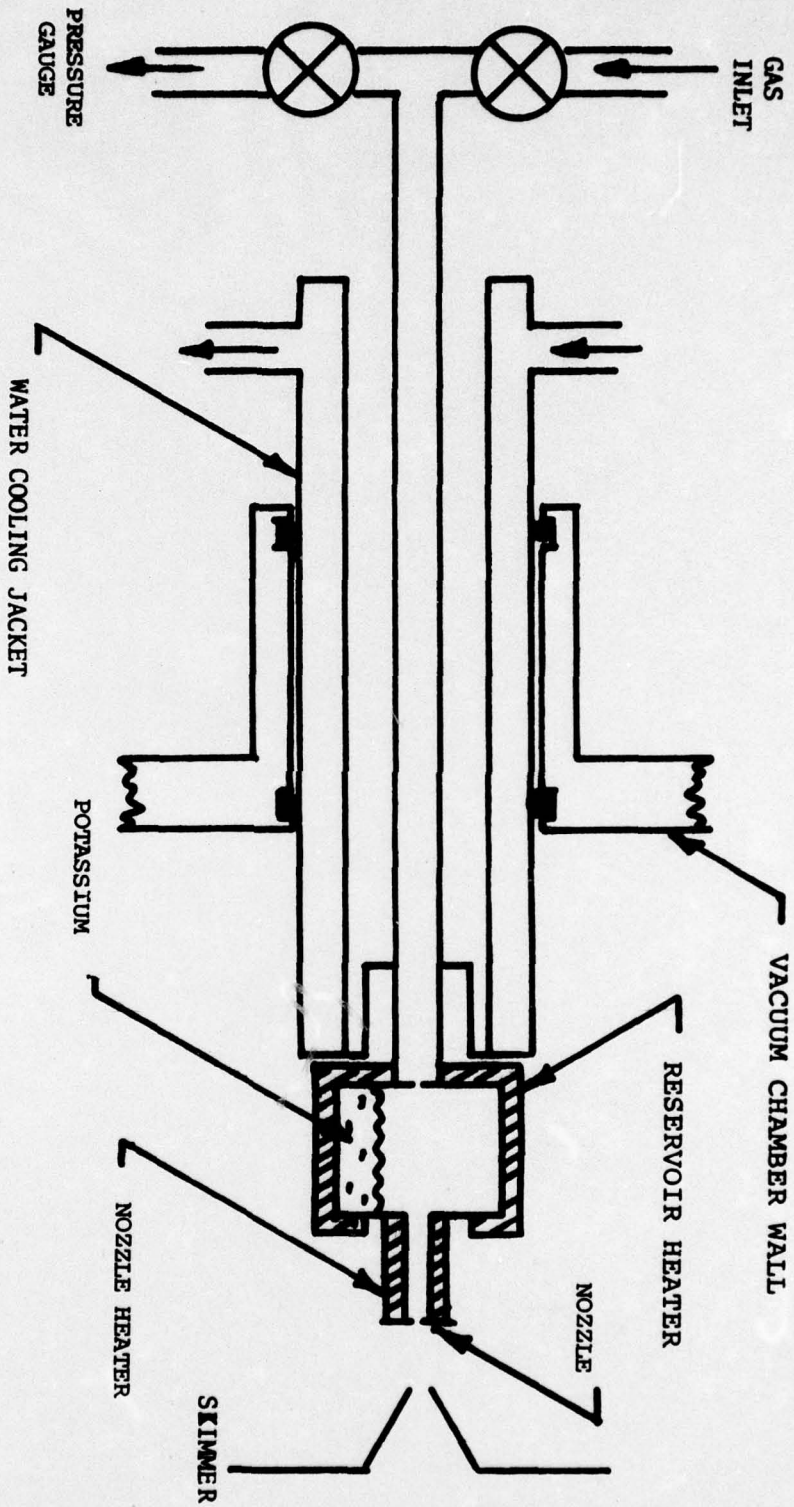


FIG. 5 NOZZLE ASSEMBLY

where  $P_1$  and  $P_2$  are the partial pressures of potassium and helium. As demonstrated by Larsen, Neoh, and Herschbach<sup>2</sup>, K beam velocities from thermal to  $4.5 \times 10^5$  cm/sec are achieved by controlling both the gas mixing ratio and the nozzle temperature. Center-of-mass energies of 2.5 eV for the K + Cl system should be readily available. If collisional ionization is an important mechanism in plumes below  $10^4$  °K (1 eV), the reaction rate should be significant at 1 to 2.5 eV. The threshold energy for the reaction is approximately 0.8eV.

During this reporting period the oven source shown in Figure 6 was built and tested. It was found that the long tubing from the potassium reservoir to the nozzle was difficult to heat uniformly due to the confined space available in the nozzle source apparatus which we are modifying. Furthermore, the potassium apparently is effectively pumped by the stainless steel walls of the tubing. Ultimately, the intermediate heater arced to the water jacket and burned a hole in it allowing water in and ruining the assembly. The revised design of Figure 2 has been completed and successfully brought up to a nozzle temperature of  $1200^\circ\text{K}$ . The fluxes of both fast and slow potassium atoms are measured with a hot tungsten wire surface ionization detector.

#### Chlorine Beam Source

Since chlorine is normally a diatomic gas, it must be dissociated to produce a beam of chlorine atoms. We are using a chlorine resistant Mullite oven heated by a resistive element bonded to the oven tube by a castable ceramic, as shown in Figure 7. Also shown is the arrangement for measuring the fraction of atomic chlorine in the beam from the oven. The beam is modulated by a chopper wheel at 100 Hz to permit ac lock-in detection of the ions formed by electron bombardment in the ionizer and thereby effectively discriminate against ions formed in the background gas. The product ions are mass analyzed

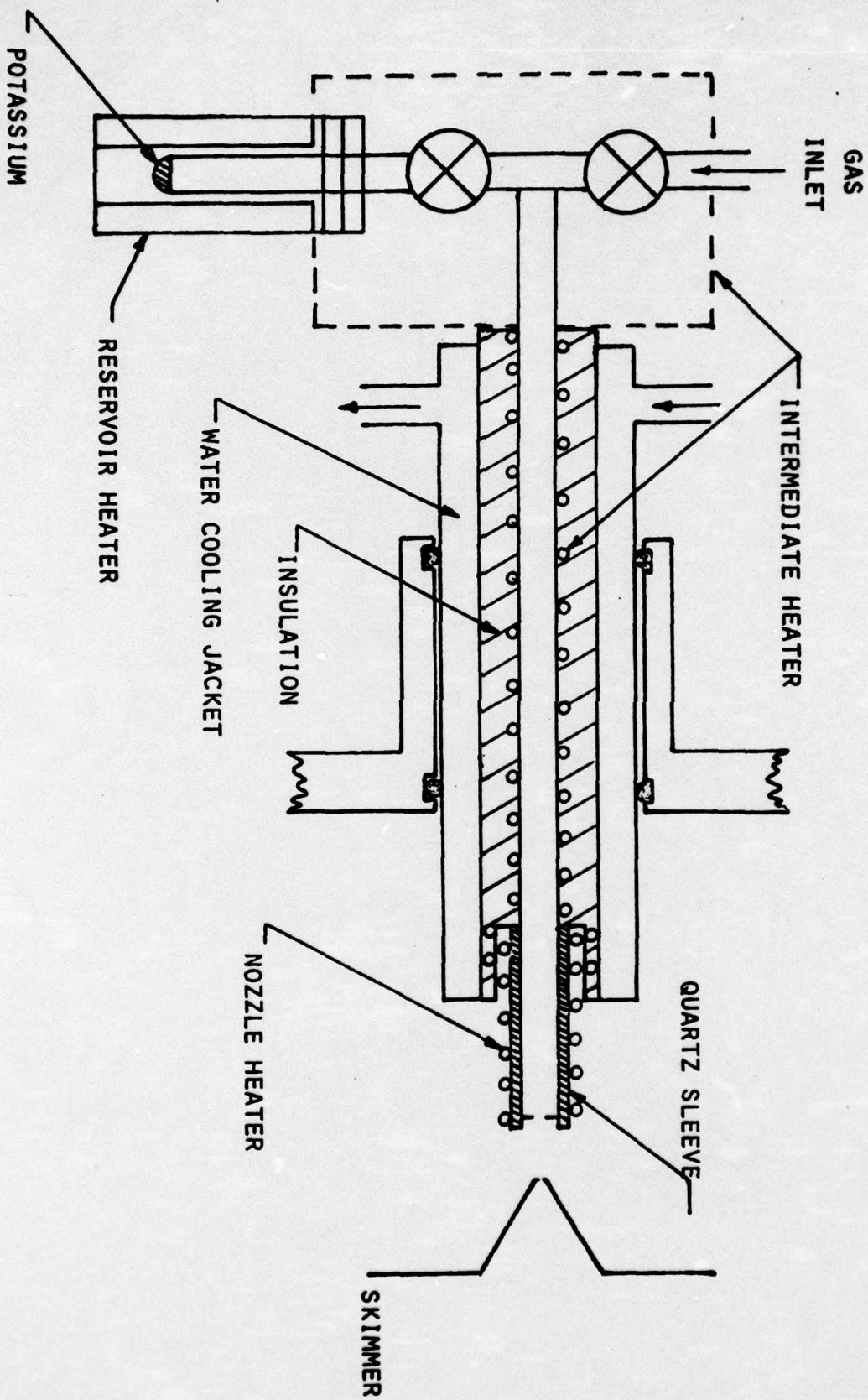


FIG. 6 - NOZZLE ASSEMBLY

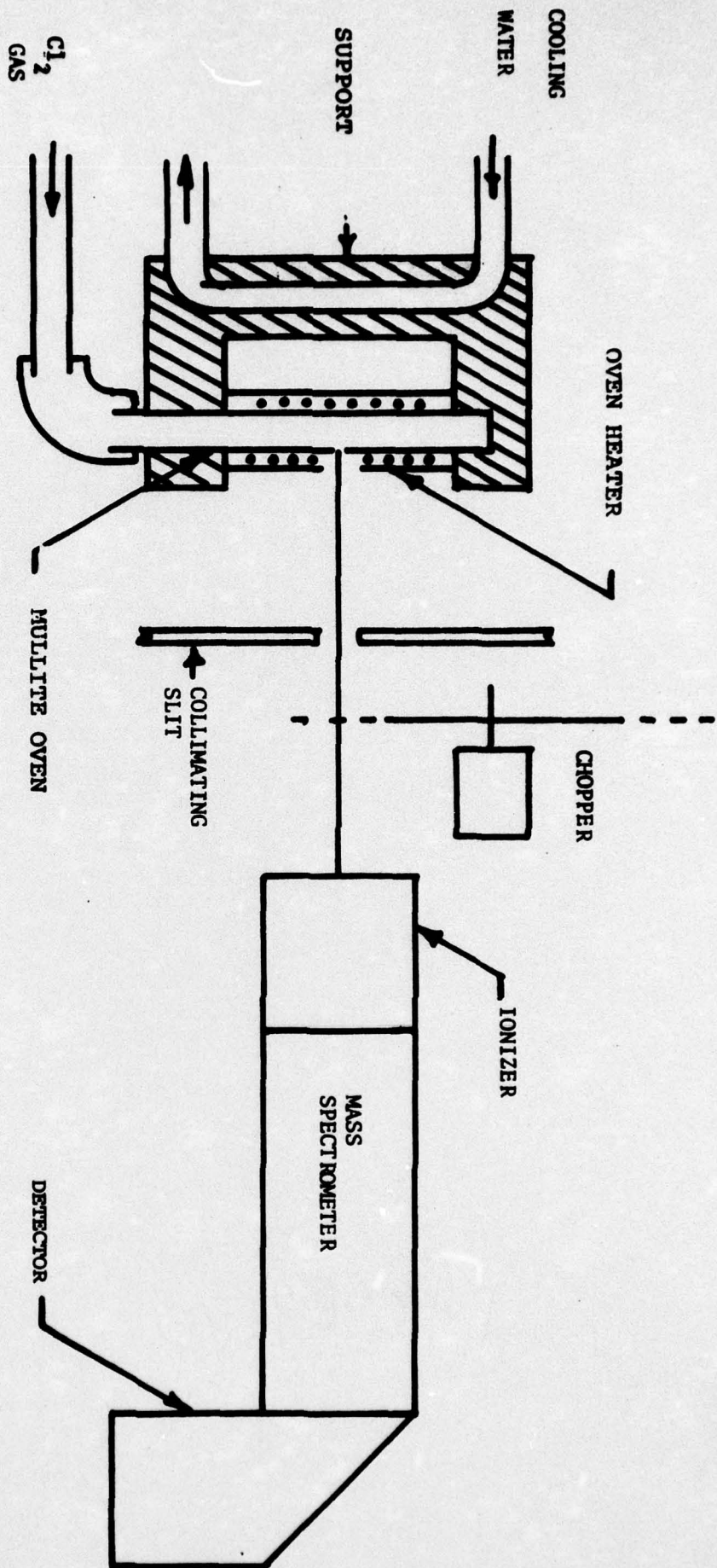


FIG. 7 CHLORINE ATOM SOURCE

and detected with an electron multiplier operated in a current mode.

The present oven source is a considerable improvement over a previous design using a graphite tube. It was found difficult to satisfactorily heat the tube due to its high thermal conductivity. With the present oven we find about 30% dissociation at an oven temperature of 1200°K. Experiments are in progress to measure this dissociation fraction as a function of oven temperature. As anticipated, difficulties are being encountered due to the extremely corrosive nature of atomic chlorine. Even so, it seems probable that the equipment will operate satisfactorily for 50-100 hours between clean-ups.

The ionization cross sections for  $e + Cl_2$  and  $e + Cl$  are essential to this technique of measuring the fraction of chlorine atoms in the beam. Since measurements of these cross sections were unavailable, we have spent some effort to measure them. Measurement of the cross sections for  $e + Cl_2 \rightarrow Cl_2^+ + 2e$  and  $e + Cl_2 \rightarrow Cl^+ + Cl + 2e$  were reported last year. As a by-product of the measurement of oven characteristics, the cross section for  $e + Cl \rightarrow Cl^+ + 2e$  will be measured.

3.0 THREE BODY POTASSIUM ION RECOMBINATION. ( $K^+ + e + M \rightarrow K + M$ )

During this grant period the pulsed Xenon-ion laser (2315 Å) described in the last annual report was used in an attempt to produce a potassium plasma by direct photoionization. The laser beam was directed through quartz windows into a heated stainless steel oven containing potassium and helium. The decay of the plasma was measured by observing the characteristic emission lines of the atomic potassium spectrum produced by the recombination of electrons with potassium ions. This preliminary experiment has not yet produced usable results, primarily due to interference of ions produced from the walls of the oven by scattered light from the laser pulse.

An alternative method of ionization, suggested by results of an experiment

performed in cesium, which will avoid the scattered uv photons is now under investigation. In this work a helium-filled cell with a small concentration of cesium was illuminated with monochromatic light from a nitrogen-pumped dye laser. The vapor filled cell was observed at normal incidence to the laser beam with a monochromator. When the dye laser was tuned to  $4554 \text{ \AA}$ , the wavelength corresponding to the 6S-7P transition in cesium, a strong line was detected at  $3889 \text{ \AA}$  with a decay time 100 times longer than the laser pulse.

The most probable explanation for the  $3889 \text{ \AA}$  emission is that some of the Cs atoms undergo a two-step photoionization process via the 6S - 7P transition. Electron-ion recombination then occurs into highly excited states, which cascade down toward the ground state. The  $3889 \text{ \AA}$  line is emitted by those atoms undergoing the 8P - 6S transition. Since preliminary measurements with electrodes in the cell showed that the appearance of the  $3999 \text{ \AA}$  line was definitely associated with the production of ions, this line will provide a convenient way to monitor the recombination process.

We are in the process of building a cell to make similar measurements in potassium. Provision will be made for ion collection and for changing buffer gases and buffer pressures to determine the three body recombination rate.

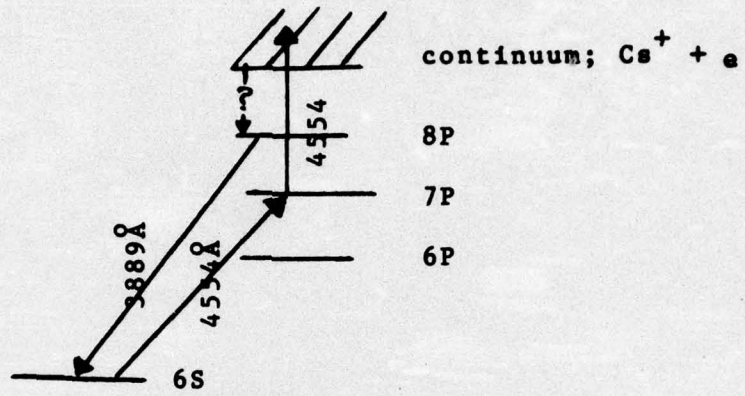


Figure 8. Simplified Cesium term diagram.

## REFERENCES.

1. L. G. Christophorou, R. N. Compton, and H. W. Dickson, *J. Chem. Phys.* 48, 1949 (1968).
2. R. A. Larsen, S. K. Neoh, and D. A. Herschbach, *Rev. Scient. Instr.* 45, 1511 (1974).

## PUBLICATIONS AND PRESENTATIONS

1. M. C. Marden and W. R. Snow, "Dissociative Ionization of  $\text{Cl}_2$  and  $\text{HCl}$  by Electron Impact from Threshold to 100 eV.", Bull. Am. Phys. Soc. 21, 160 (1976).
2. R. J. Corbin, K. J. Nygaard, and W. R. Snow, "Dissociative Attachment and Negative Ion Cluster Formation in  $\text{HCl}$ ," Bull, Am. Phys. Soc.
3. G. W. Howser, F. J. Corbin, K. H. Nygaard, and W. R. Snow, "Electron Ionization of Atomic Chlorine". To be presented at Gaseous Electronics Conference, Cleveland, Oct. 1976.