AD-A033 345 FLEET WEATHER FACILITY SUITLAND MD F/G 8/12
WESTERN ARCTIC SEA ICE ANALYSES 1972-1975.(U)
JUN 76

UNCLASSIFIED NL

1 OF 3
AD
A033345


1.0
1.1
1.25
1.4
1.6
2.8
2.5
3.2
2.2
2.0
1.8
MICROCOPY RESOLUTION TEST CHART
NATIONAL BUREAU OF STANDARDS-1963

ADA033345

WESTERN ARCTIC SEA ICE ANALYSES

DDC
RECEIVED
DEC 13 1976
D

1972—1975

Copy available to DDC does not permit fully legible reproduction

DISTRIBUTION STATEMENT A
Approved for public release;
Distribution Unlimited

FOREWARD

The U.S. Navy has a long and colorful history of polar exploration and currently is an active participant in the growing national activity in the Arctic and Antarctic. The strategic importance and increased demand for the natural resources of these areas has resulted in a greater requirement for environmental information.

Until a few years ago, reliable sea ice information in the polar regions was based on a relatively few shore station and ship reports augmented by limited aerial reconnaissance data. These data were further restricted to the relatively small areas observed primarily during the ship operating season. The principal aim of this publication is to provide operators and researchers with historical weekly hemispheric analyses of sea ice conditions derived principally from satellite imagery supplemented by conventional observations.

The advent of high resolution satellite imagery combined with the ground truth of conventional observations has only recently provided description of the polar ice fields on a semi-synoptic scale. Since 1970, the Fleet Weather Facility at Suitland, Maryland has prepared operational analyses and forecasts of sea ice conditions in the Arctic and Antarctic for the Department of Defense and various other users. The results of these initial efforts are contained herein.



The charts were constructed by Navy ice analysts under operational time constraints from satellite imagery and conventional data. Reanalysis with late data was not normally attempted; rather the current analysis was prepared incorporating this to the extent possible. The analysis was compared with available climatology in an attempt to eliminate gross errors. Scanning radiometer imagery, visual and infrared, from the National Oceanic and Atmospheric Administration (NOAA) satellites and microwave radiometer data from the NIMBUS V research satellite were the primary data sources. Limited use of the Earth Resources LANDSAT and Defense Meteorological Satellite Program (DMSP) imagery as well as conventional observations were utilized. The 19.35 GHZ microwave radiometer with 25 kilometer (KM) resolution aboard NIMBUS V provided an ice edge and limited inner pack conditions. This was the basic data source during the polar night and over areas dominated by persistent cloud cover. During the seasons with adequate light, visual data from the Very High Resolution Radiometer (VHRR) with 1 KM resolution and the 4 KM resolution data from the Scanning Radiometer aboard NOAA 2, 3, and 4 satellites were utilized. Infrared radiometer data was of limited value primarily due to seasonally small water-ice temperature differences.

The user of this publication is reminded that the information presented reflects an initial effort prepared for operational use and should temper his application accordingly. Comments regarding any aspect of the analysis effort are welcomed.

STANFORD C. BALMFORTH
Captain, U.S. Navy
Commanding Officer
Fleet Weather Facility
Suitland, Maryland

SECURITY CLASSIFICATION OF THIS PAGE (When Data Entered)

REPORT DOCUMENTATION PAGE

READ INSTRUCTIONS BEFORE COMPLETING FORM

1. REPORT NUMBER	2. GOVT ACCESSION NO.
3. RECIPIENT'S CATALOG NUMBER	
4. TITLE (and Subtitle) (6) Western Arctic Sea Ice Analyses 1972 - 1975.	5. TYPE OF REPORT & PERIOD COVERED 1/72 - 12/75
	6. PERFORMING ORG. REPORT NUMBER
7. AUTHOR(s) Fleet Weather Facility, Suitland	8. CONTRACT OR GRANT NUMBER(s)
9. PERFORMING ORGANIZATION NAME AND ADDRESS Fleet Weather Facility Navy Department Washington, D. C. 20373	10. PROGRAM ELEMENT, PROJECT, TASK AREA & WORK UNIT NUMBERS (12) 212 p.
11. CONTROLLING OFFICE NAME AND ADDRESS (11)	12. REPORT DATE Jun[redacted]76
	13. NUMBER OF PAGES 208
14. MONITORING AGENCY NAME & ADDRESS (if different from Controlling Office) (9) Rept. for Jan 72 — Dec 75.	15. SECURITY CLASS. (of this report) Unclassified
	15a. DECLASSIFICATION/DOWNGRADING SCHEDULE

16. DISTRIBUTION STATEMENT (of this Report)

Approved for public release; distribution unlimited

17. DISTRIBUTION STATEMENT (of the abstract entered in Block 20, if different from Report)

18. SUPPLEMENTARY NOTES

19. KEY WORDS (Continue on reverse side if necessary and identify by block number)

Western Arctic	Alaska
Ice	Bering Sea
Ice Forecasting	Chukchi Sea
Sea Ice	

20. ABSTRACT (Continue on reverse side if necessary and identify by block number)

This document presents a sequence of operational sea ice analyses prepared weekly for the Department of Defense. The analyses include the location of the ice pack edge, inner-pack ice concentrations, 7-day forecasts of the position of the ice edge, positions of major ice-bergs, and, occasionally, the ages and growth stages of the pack ice.

409 783

DD FORM 1 JAN 73 1473A EDITION OF 1 NOV 65 IS OBSOLETE S/N 0102-014-6601 |

409 783

SECURITY CLASSIFICATION OF THIS PAGE (When Data Entered)

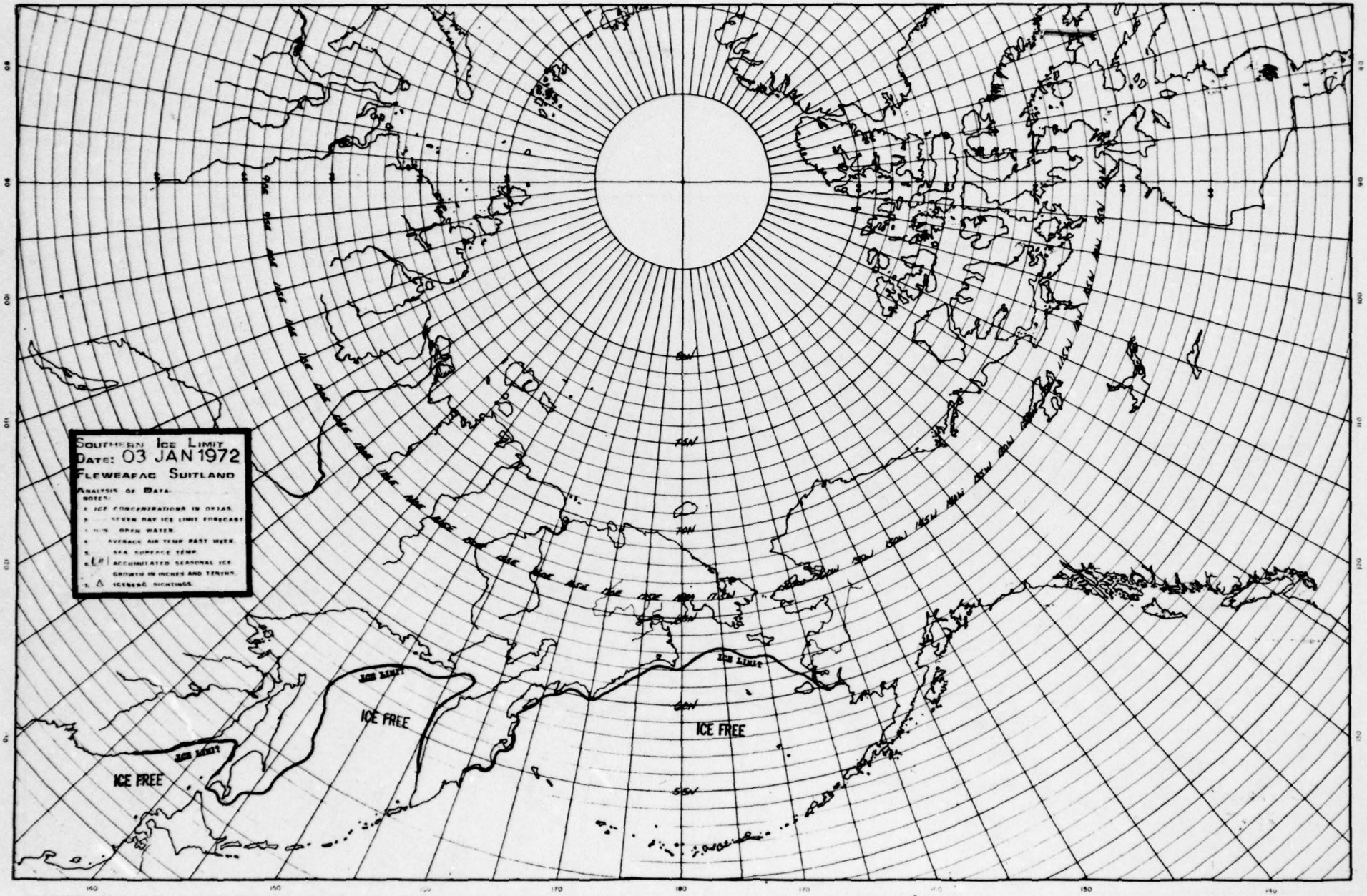

Copy available to DDC does not permit fully legible

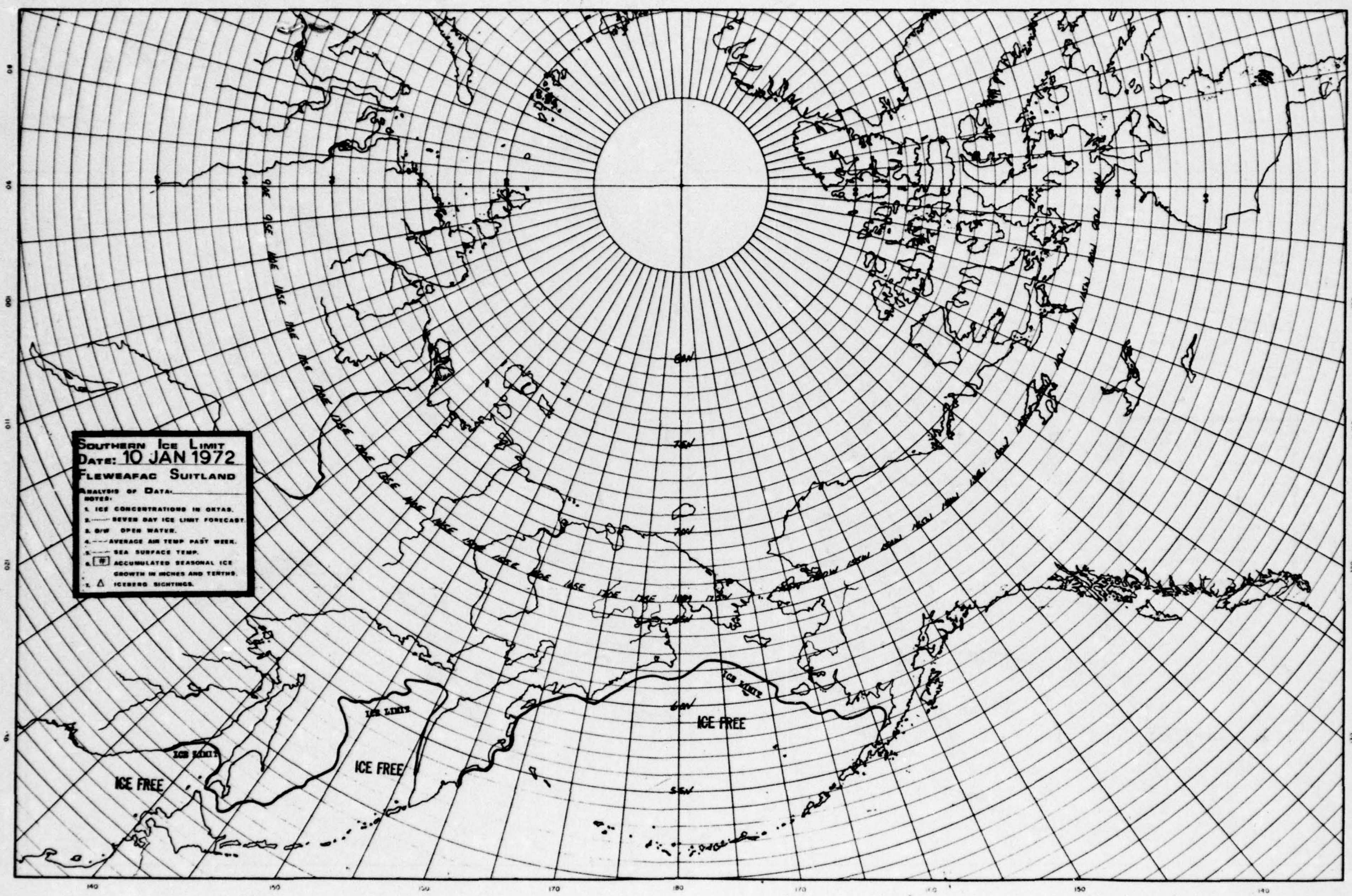
SOUTHERN ICE LIMIT
DATE: 10 JAN 1972
FLEWEAFAC SUITLAND
ANALYSIS OF DATA:
NOTES:
1. ICE CONCENTRATIONS IN OKTAS.
2. SEVEN DAY ICE LIMIT FORECAST.
3. O/W OPEN WATER.
4. AVERAGE AIR TEMP PAST WEEK.
5. SEA SURFACE TEMP.
6. ACCUMULATED SEASONAL ICE GROWTH IN INCHES AND TENTHS.
7. △ ICEBERG SIGHTINGS.
ICE LIMIT
ICE LIMIT
ICE LIMIT
ICE FREE
ICE FREE
ICE FREE
60N
70N
75N
65N
55N
140
150
160
170
180
170
160
150
140
80
90
100
110
120
130

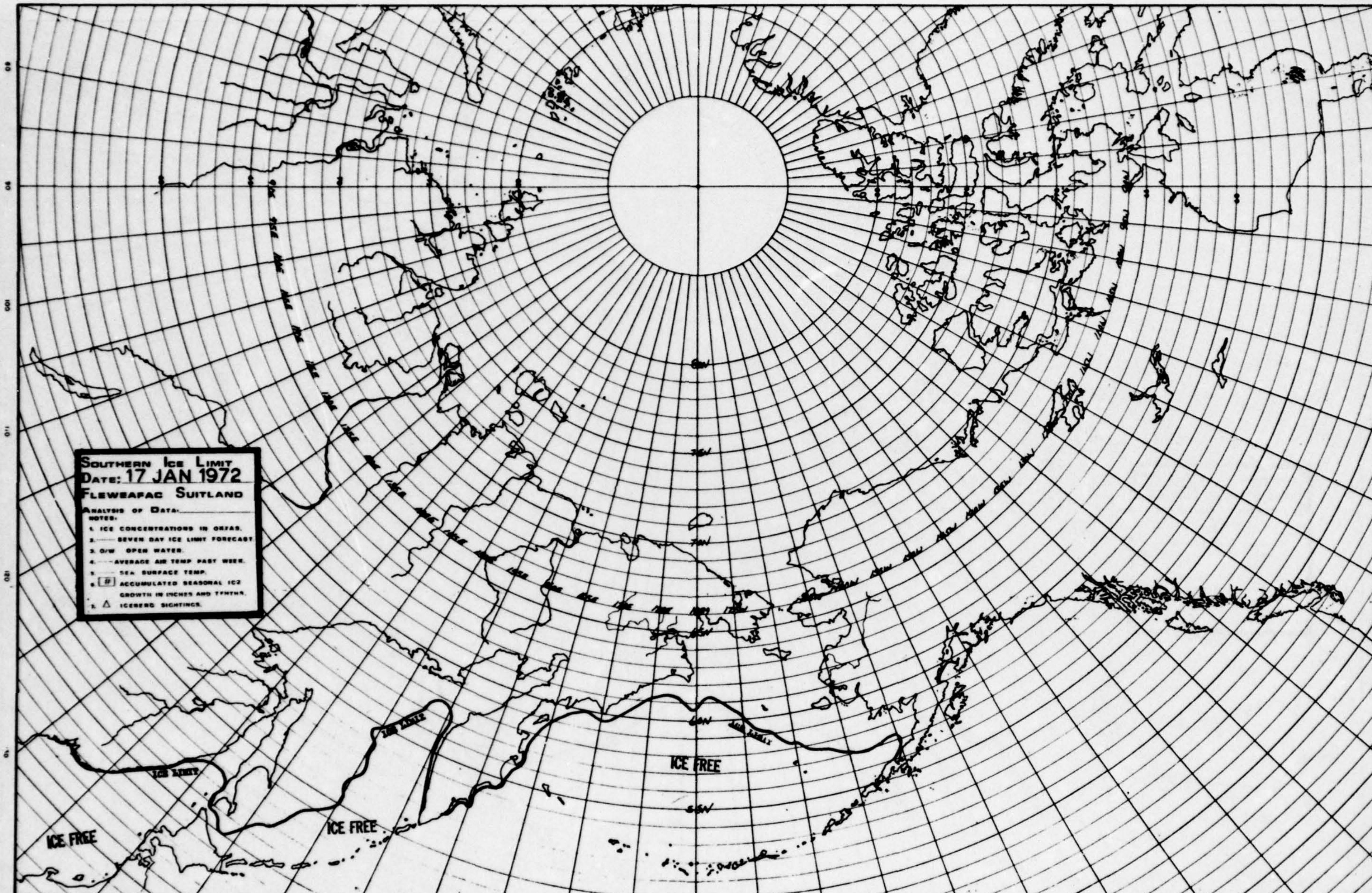
SOUTHERN ICE LIMIT
DATE: 17 JAN 1972
FLEWEAFAC SUITLAND
ANALYSIS OF DATA:
NOTES:
1. ICE CONCENTRATIONS IN OKTAS.
2. SEVEN DAY ICE LIMIT FORECAST
3. O/W OPEN WATER.
4. AVERAGE AIR TEMP PAST WEEK.
5. SEA SURFACE TEMP.
6. # ACCUMULATED SEASONAL ICE GROWTH IN INCHES AND TENTHS.
7. △ ICEBERG SIGHTINGS.
ICE FREE
ICE FREE
ICE FREE
ICE LIMIT
ICE LIMIT
ICE LIMIT
140
150
160
170
180
170
160
150
140
80
90
100
110
120
130

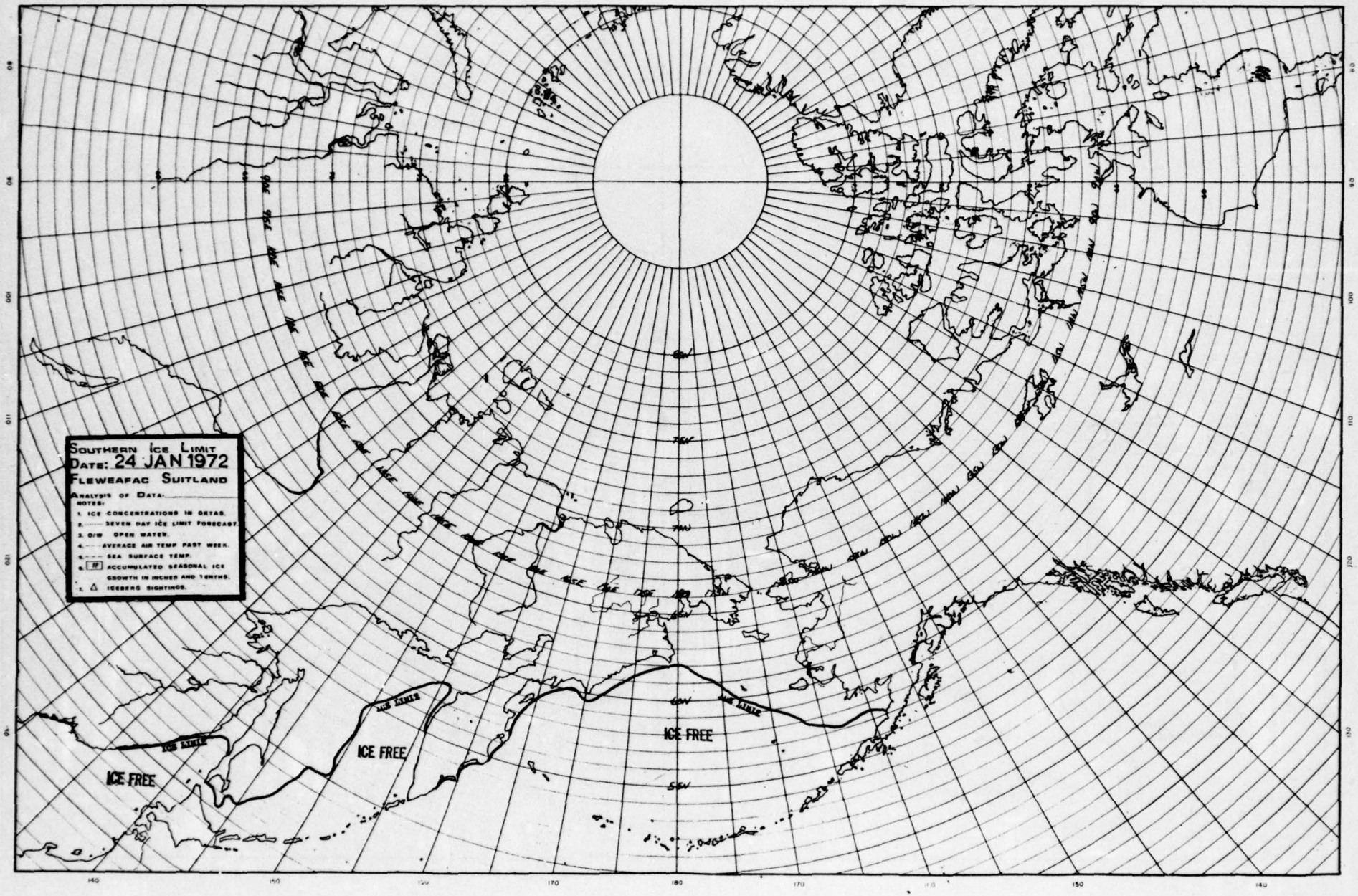
SOUTHERN ICE LIMIT
DATE: 24 JAN 1972
FLEWEAFAC SUITLAND
ANALYSIS OF DATA:
NOTES:
1. ICE CONCENTRATIONS IN OKTAS.
2. ——— SEVEN DAY ICE LIMIT FORECAST.
3. O/W OPEN WATER.
4. - - - - AVERAGE AIR TEMP PAST WEEK.
5. ——— SEA SURFACE TEMP.
6. [##] ACCUMULATED SEASONAL ICE GROWTH IN INCHES AND TENTHS.
7. △ ICEBERG SIGHTINGS.
ICE LIMIT
ICE FREE
ICE LIMIT
ICE FREE
ICE LIMIT
ICE FREE
60W
70W
80W
50W

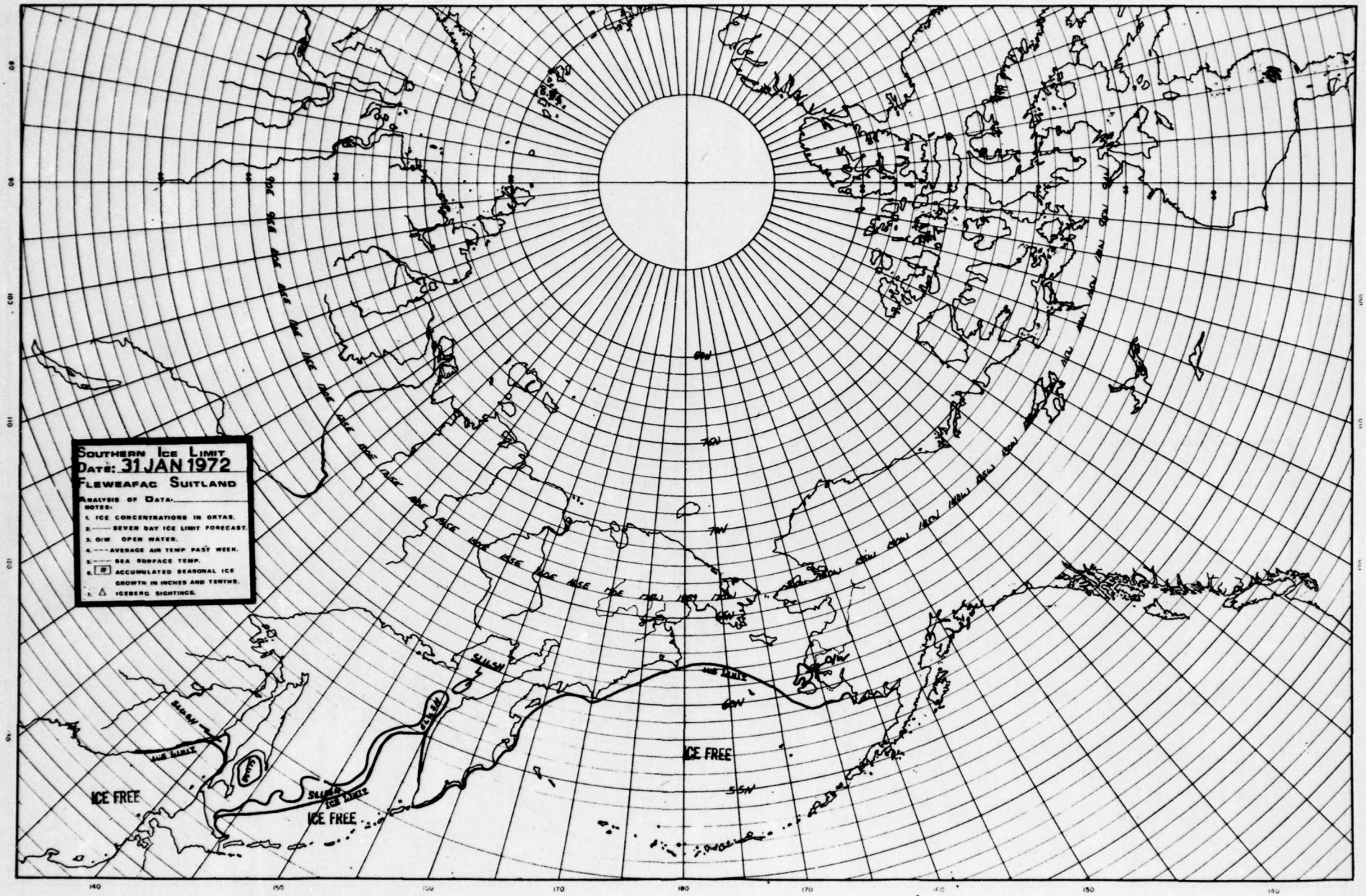
SOUTHERN ICE LIMIT
DATE: 31 JAN 1972
FLEWEAFAC SUITLAND
ANALYSIS OF DATA:
NOTES:
1. ICE CONCENTRATIONS IN OKTAS.
2. SEVEN DAY ICE LIMIT FORECAST.
3. O/W OPEN WATER.
4. AVERAGE AIR TEMP PAST WEEK.
5. SEA SURFACE TEMP.
6. # ACCUMULATED SEASONAL ICE GROWTH IN INCHES AND TENTHS.
7. △ ICEBERG SIGHTINGS.
ICE FREE
ICE FREE
ICE FREE
SLUSH
ICE LIMIT
O/W
140
150
160
170
180
170
160
150
140

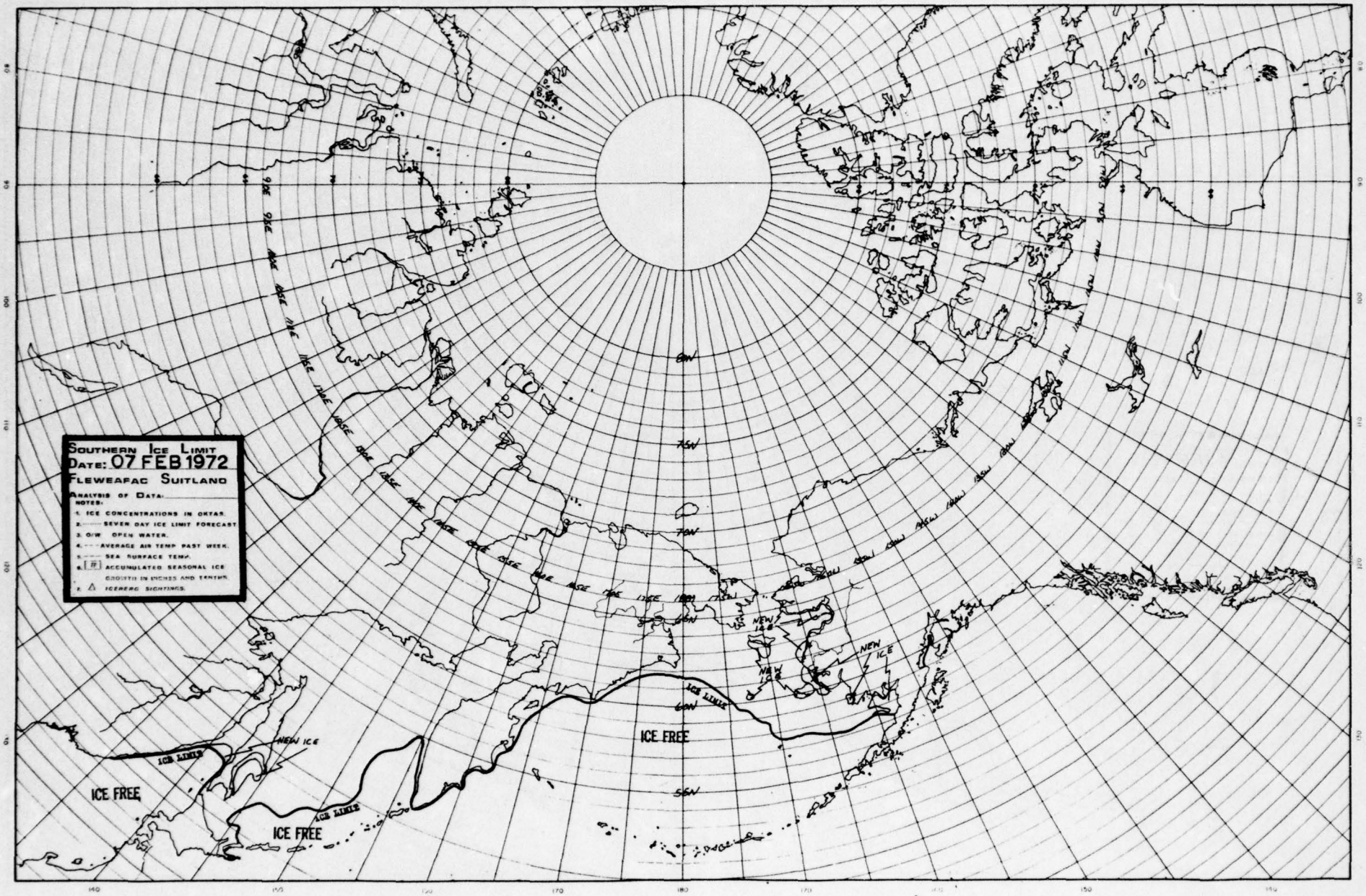
SOUTHERN ICE LIMIT
DATE: 07 FEB 1972
FLEWEAPAC SUITLAND
ANALYSIS OF DATA:
NOTES:
1. ICE CONCENTRATIONS IN OKTAS.
2. ------ SEVEN DAY ICE LIMIT FORECAST.
3. O/W OPEN WATER.
4. ----AVERAGE AIR TEMP PAST WEEK.
5. SEA SURFACE TEMP.
6. [#] ACCUMULATED SEASONAL ICE GROWTH IN INCHES AND TENTHS.
7. △ ICEBERG SIGHTINGS.
ICE LIMITS
NEW ICE
ICE FREE
80N
75N
70N
65N
60N
55N
140
150
160
170
180
170
160
150
140

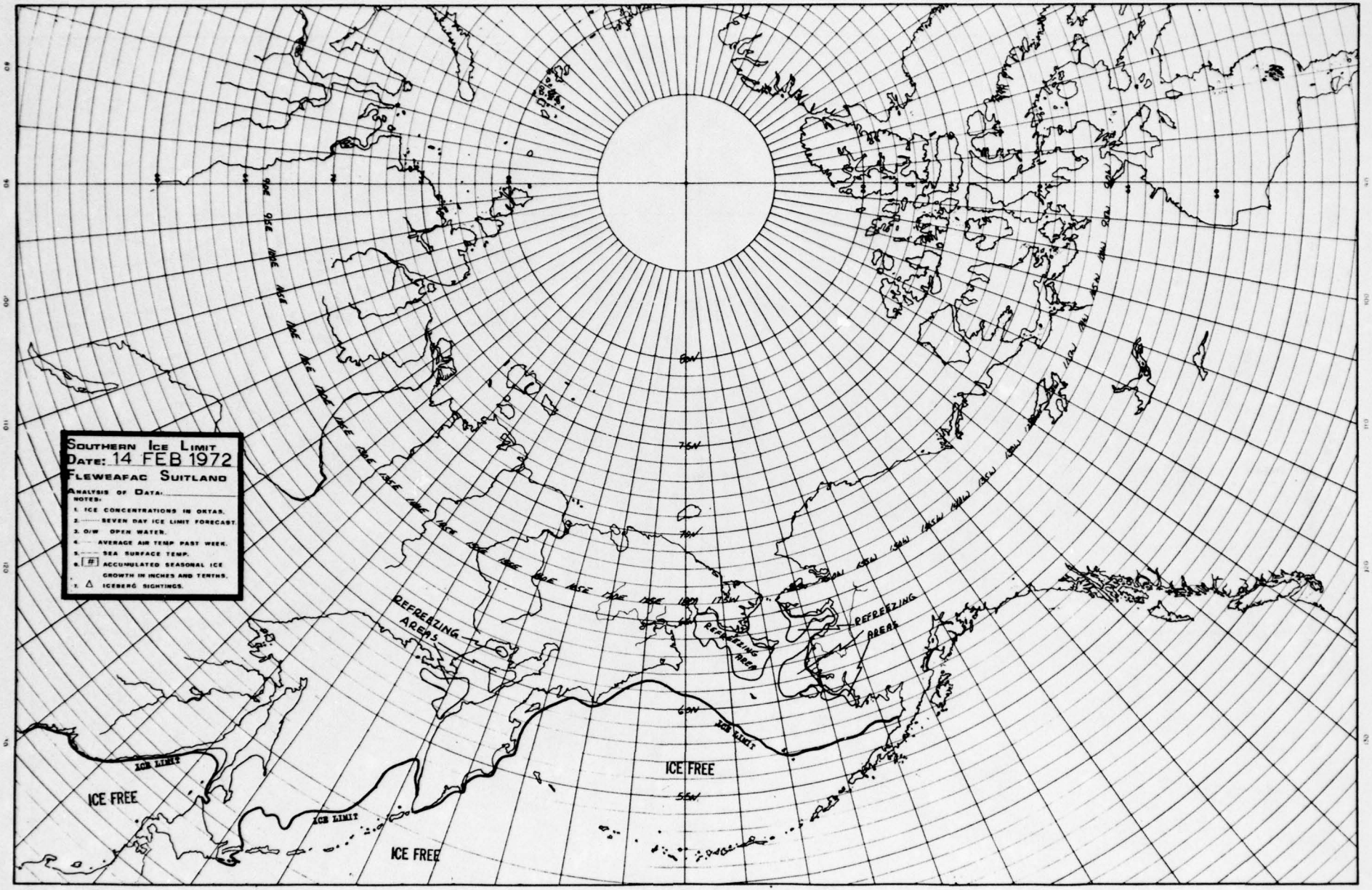
SOUTHERN ICE LIMIT
DATE: 14 FEB 1972
FLEWEAFAC SUITLAND
ANALYSIS OF DATA:
NOTES:
1. ICE CONCENTRATIONS IN OKTAS.
2. SEVEN DAY ICE LIMIT FORECAST.
3. O/W OPEN WATER.
4. AVERAGE AIR TEMP PAST WEEK.
5. SEA SURFACE TEMP.
6. # ACCUMULATED SEASONAL ICE GROWTH IN INCHES AND TENTHS.
7. △ ICEBERG SIGHTINGS.
REFREEZING AREAS
REFREEZING AREA
REFREEZING AREAS
ICE LIMIT
ICE LIMIT
ICE LIMIT
ICE FREE
ICE FREE
ICE FREE
80N
75N
70N
60N
55N
140
150
160
170
180
170
160
150
140

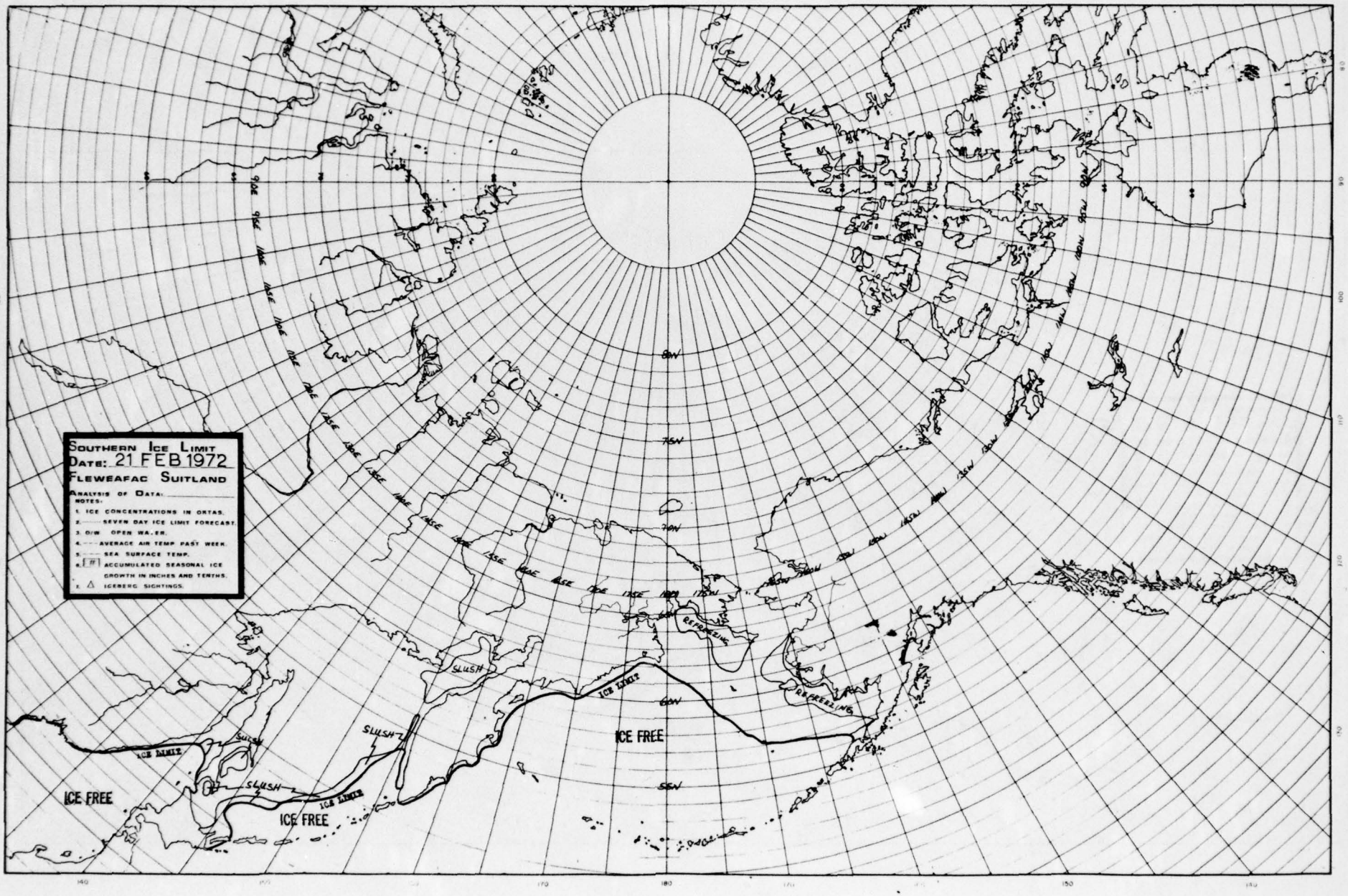
SOUTHERN ICE LIMIT
DATE: 21 FEB 1972
FLEWEAFAC SUITLAND
ANALYSIS OF DATA:
NOTES:
1. ICE CONCENTRATIONS IN OKTAS.
2. ——— SEVEN DAY ICE LIMIT FORECAST.
3. O/W OPEN WATER.
4. - - - - AVERAGE AIR TEMP PAST WEEK.
5. ——— SEA SURFACE TEMP.
6. [#] ACCUMULATED SEASONAL ICE GROWTH IN INCHES AND TENTHS.
7. △ ICEBERG SIGHTINGS.
ICE FREE
ICE LIMIT
SLUSH
REFREEZING
ICE FREE
ICE LIMIT
SLUSH
ICE FREE
ICE LIMIT
SLUSH
REFREEZING
ICE FREE
80N
70N
60N
50N
140
160
170
180
150

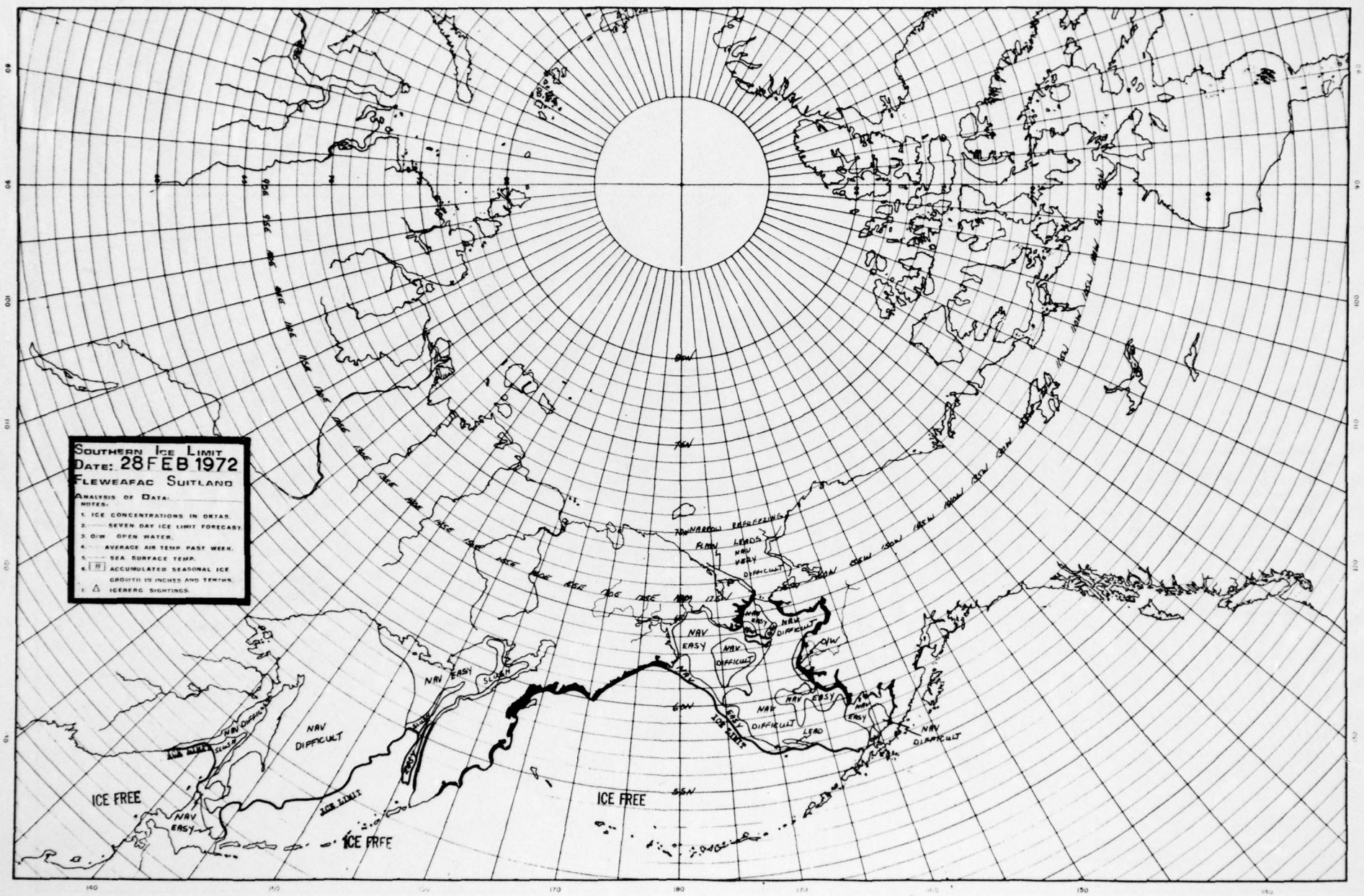
SOUTHERN ICE LIMIT
DATE: 28 FEB 1972
FLEWEAFAC SUITLAND
ANALYSIS OF DATA:
NOTES:
1. ICE CONCENTRATIONS IN OKTAS.
2. SEVEN DAY ICE LIMIT FORECAST.
3. O/W OPEN WATER.
4. AVERAGE AIR TEMP PAST WEEK.
5. SEA SURFACE TEMP.
6. ACCUMULATED SEASONAL ICE GROWTH IN INCHES AND TENTHS.
7. △ ICEBERG SIGHTINGS.
NARROW REFREEZING
FLAW LEADS
NAV VERY DIFFICULT
NAV EASY
NAV DIFFICULT
O/W
LEAD
SLUSH
ICE LIMIT
ICE FREE
80N
75N
70N
65N
60N
55N
140
150
160
170
180
170
160
150
140

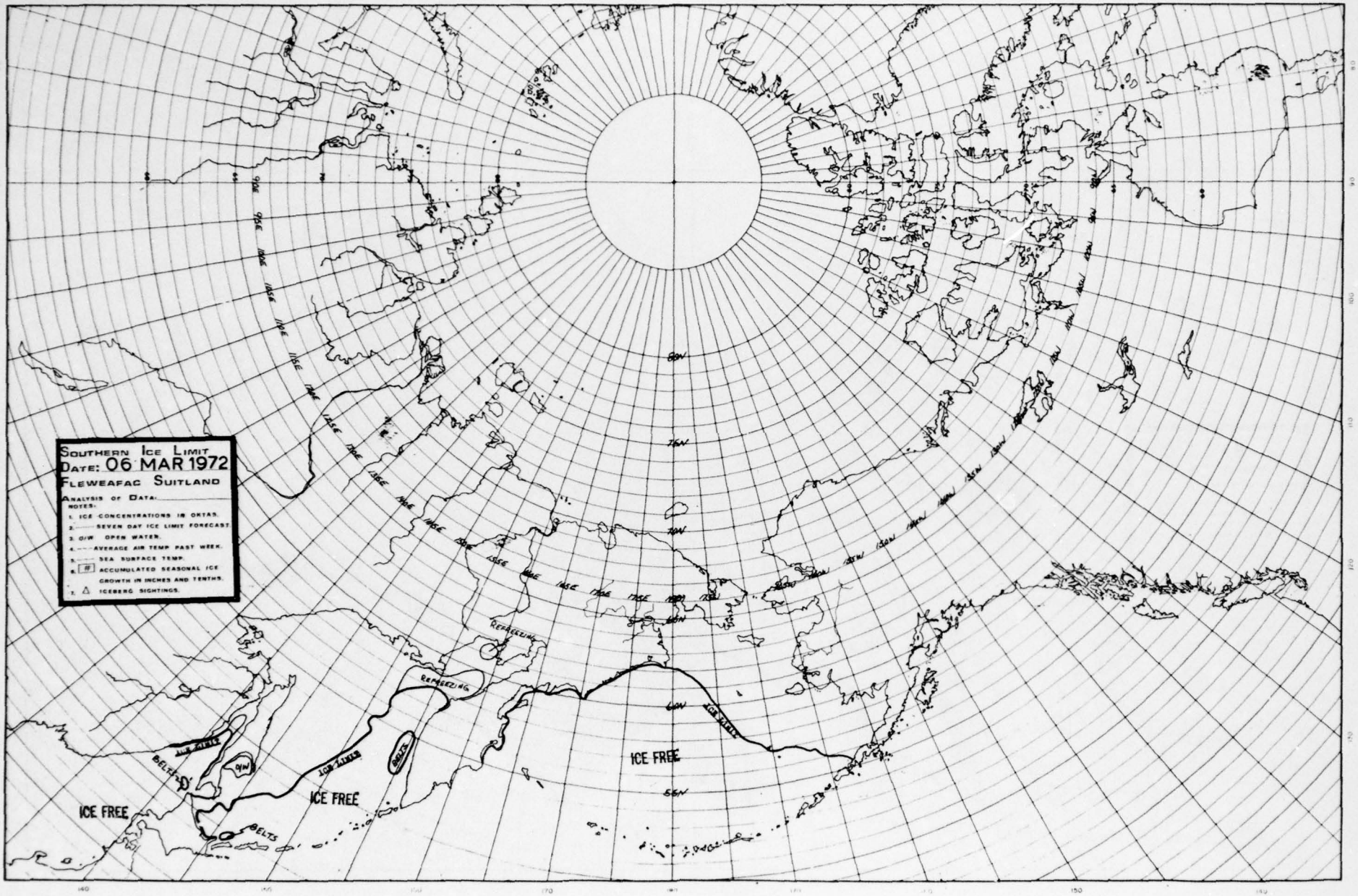
SOUTHERN ICE LIMIT
DATE: 06 MAR 1972
FLEWEAFAC SUITLAND
ANALYSIS OF DATA:
NOTES:
1. ICE CONCENTRATIONS IN OKTAS.
2. SEVEN DAY ICE LIMIT FORECAST.
3. O/W OPEN WATER.
4. AVERAGE AIR TEMP PAST WEEK.
5. SEA SURFACE TEMP.
6. # ACCUMULATED SEASONAL ICE GROWTH IN INCHES AND TENTHS.
7. △ ICEBERG SIGHTINGS.
ICE FREE
ICE FREE
ICE FREE
ICE LIMIT
ICE LIMIT
ICE LIMIT
BELTS
BELTS
BELTS
O/W
REFREEZING
REFREEZING
80N
75N
70N
65N
60N
55N

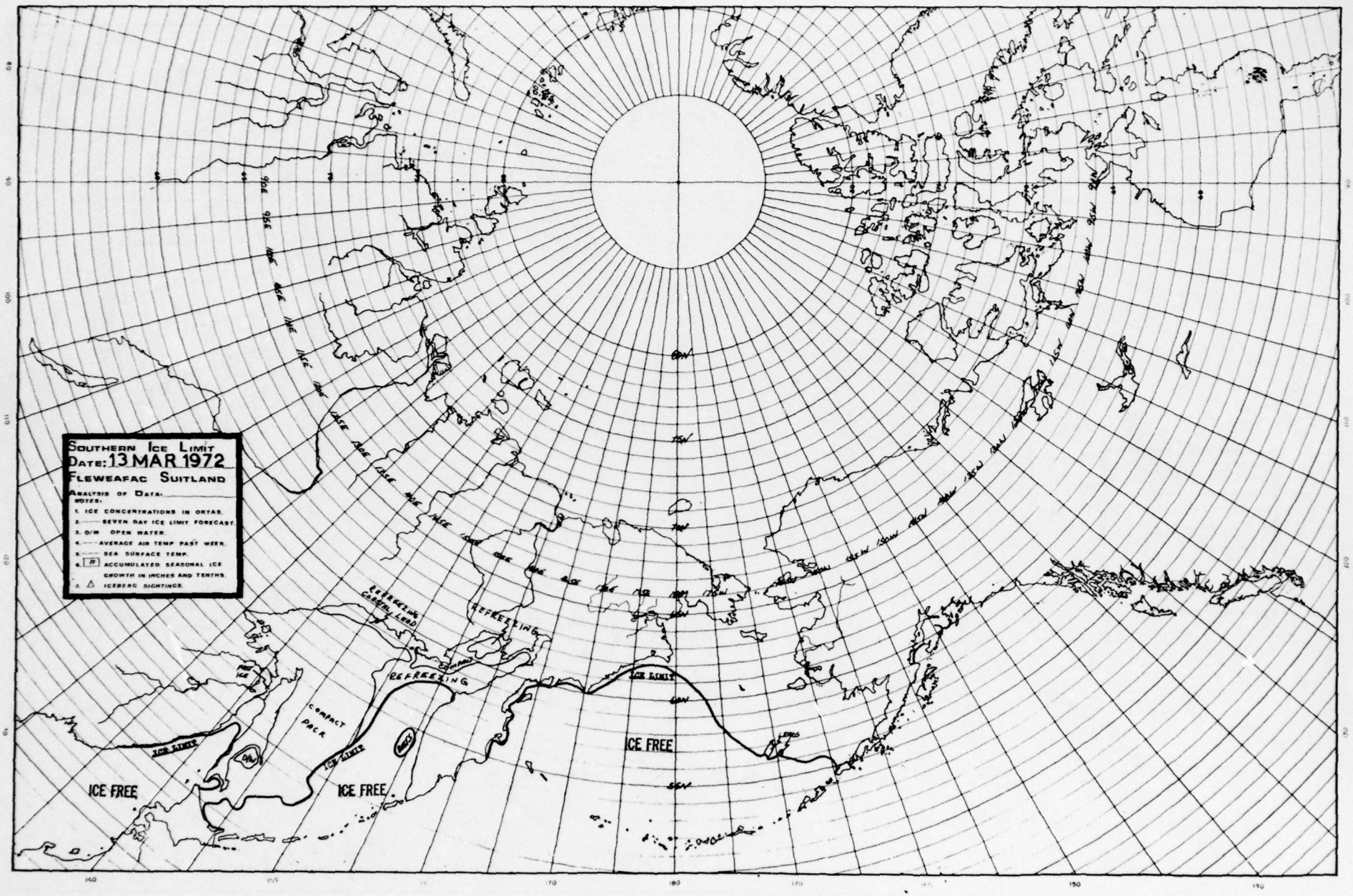
SOUTHERN ICE LIMIT
DATE: 13 MAR 1972
FLEWEAFAC SUITLAND
ANALYSIS OF DATA:
NOTES:
1. ICE CONCENTRATIONS IN OKTAS.
2. SEVEN DAY ICE LIMIT FORECAST.
3. O/W OPEN WATER.
4. AVERAGE AIR TEMP PAST WEEK.
5. SEA SURFACE TEMP.
6. ACCUMULATED SEASONAL ICE GROWTH IN INCHES AND TENTHS.
7. ICEBERG SIGHTINGS.
ICE FREE
ICE FREE
ICE FREE
ICE LIMIT
ICE LIMIT
ICE LIMIT
REFREEZING
REFREEZING
REFREEZING CORNAL LOAD
COMPACT PACK
O/W
80N
75N
70N
65N
60N
55N
140
150
160
170
180
170
150
140

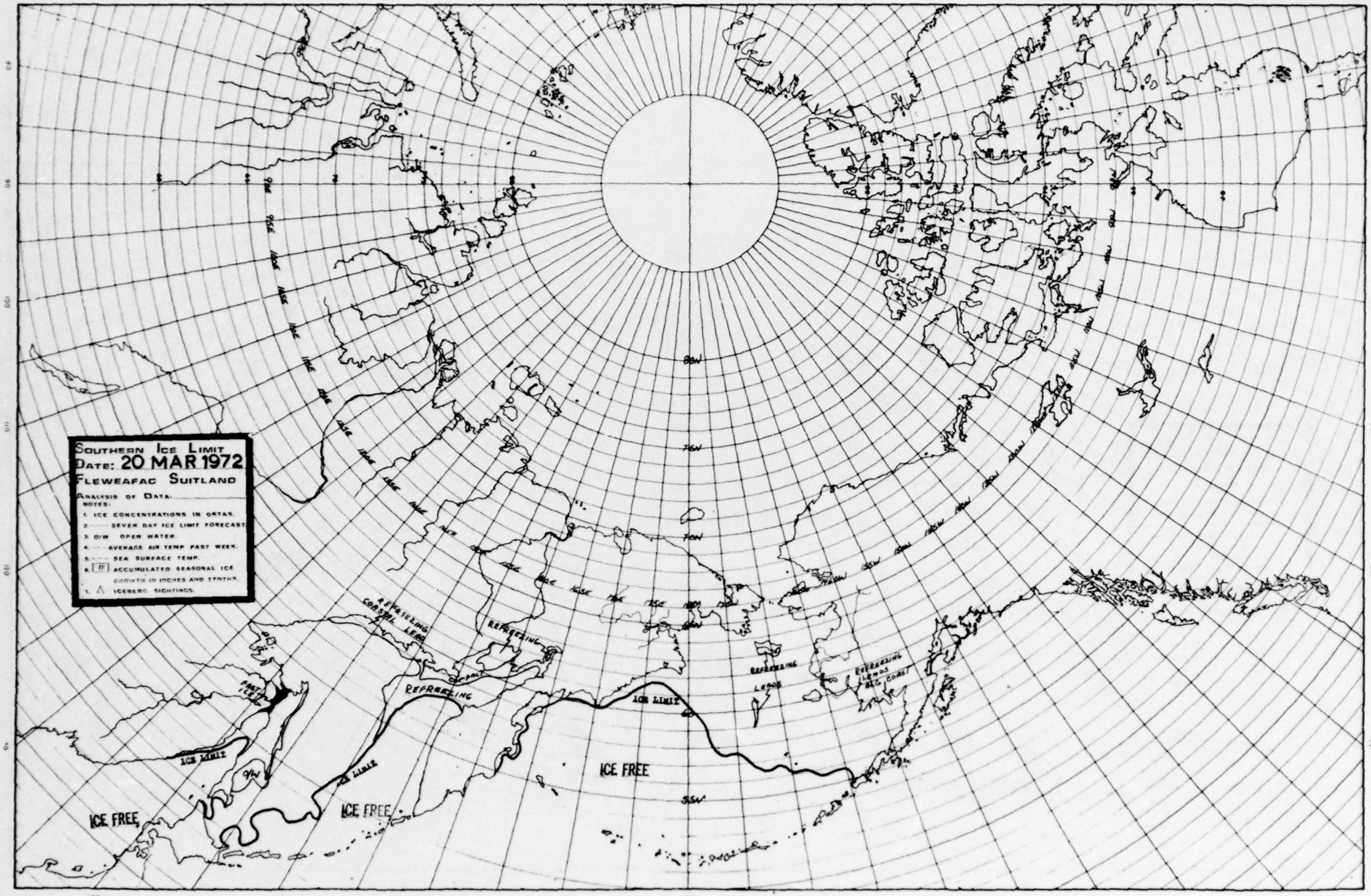
SOUTHERN ICE LIMIT
DATE: 20 MAR 1972
FLEWEAFAC SUITLAND
ANALYSIS OF DATA:
NOTES:
1. ICE CONCENTRATIONS IN OKTAS.
2. ——— SEVEN DAY ICE LIMIT FORECAST
3. O/W OPEN WATER.
4. ---- AVERAGE AIR TEMP PAST WEEK.
5. ——— SEA SURFACE TEMP.
6. [11] ACCUMULATED SEASONAL ICE GROWTH IN INCHES AND TENTHS.
7. △ ICEBERG SIGHTINGS.
ICE FREE
ICE LIMIT
O/W
REFREEZING
COASTAL LEADS
FAST ICE
ICE FREE
ICE LIMIT
REFREEZING
ICE FREE
ICE LIMIT
REFREEZING
LEADS
REFREEZING
LEADS
ALG. COAST
ICE FREE
80W
75W
70W
65W
55W

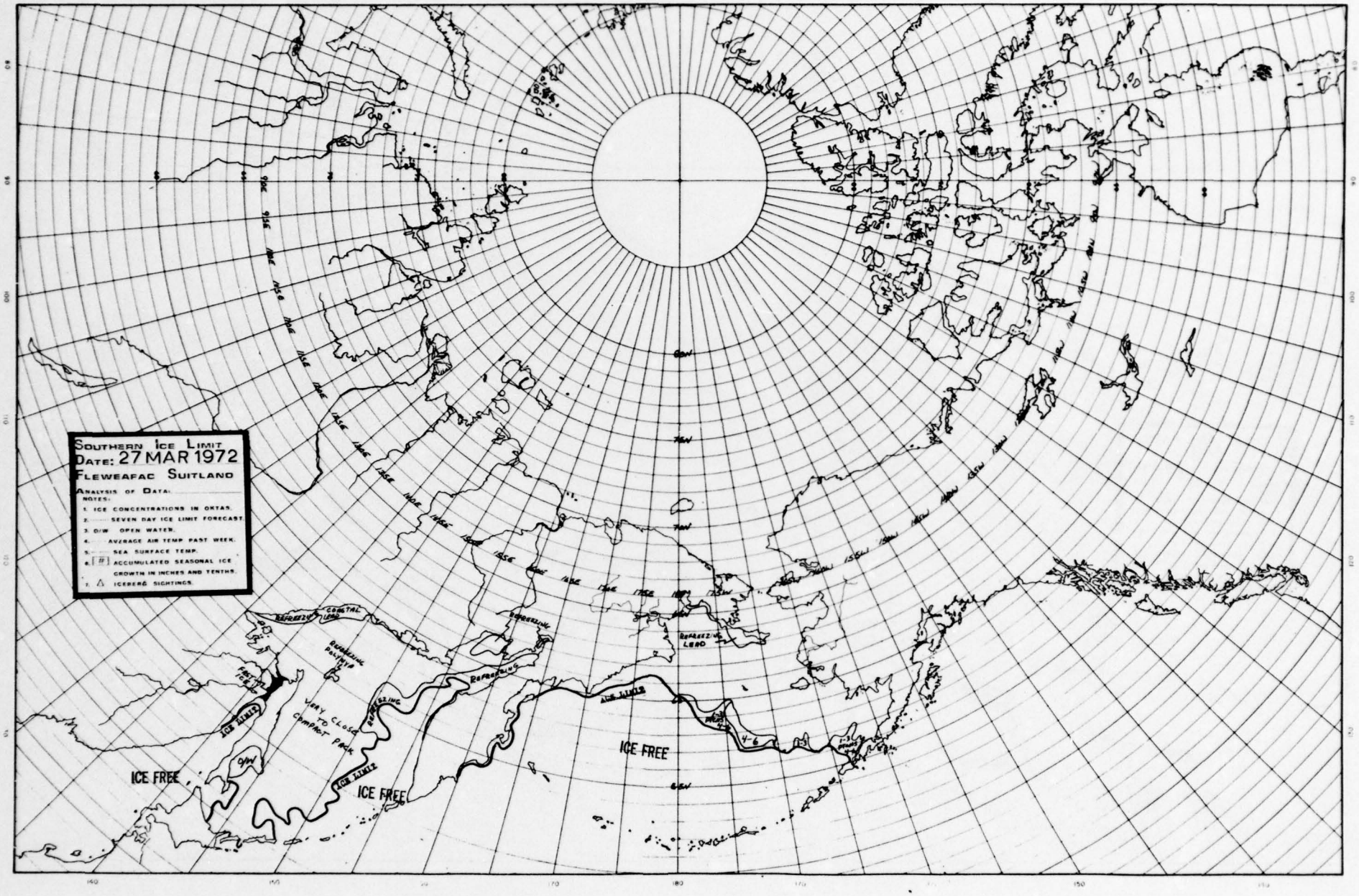
SOUTHERN ICE LIMIT
DATE: 27 MAR 1972
FLEWEAFAC SUITLAND
ANALYSIS OF DATA:
NOTES:
1. ICE CONCENTRATIONS IN OKTAS.
2. SEVEN DAY ICE LIMIT FORECAST.
3. O/W OPEN WATER.
4. AVERAGE AIR TEMP PAST WEEK.
5. SEA SURFACE TEMP.
6. # ACCUMULATED SEASONAL ICE GROWTH IN INCHES AND TENTHS.
7. △ ICEBERG SIGHTINGS.
ICE FREE
ICE FREE
ICE FREE
ICE LIMIT
ICE LIMIT
ICE LIMIT
REFREEZING
REFREEZING
REFREEZING
REFREEZING LEAD
REFREEZING POLYNYA
VERY CLOSE TO COMPACT PACK
O/W
4-6
1-3

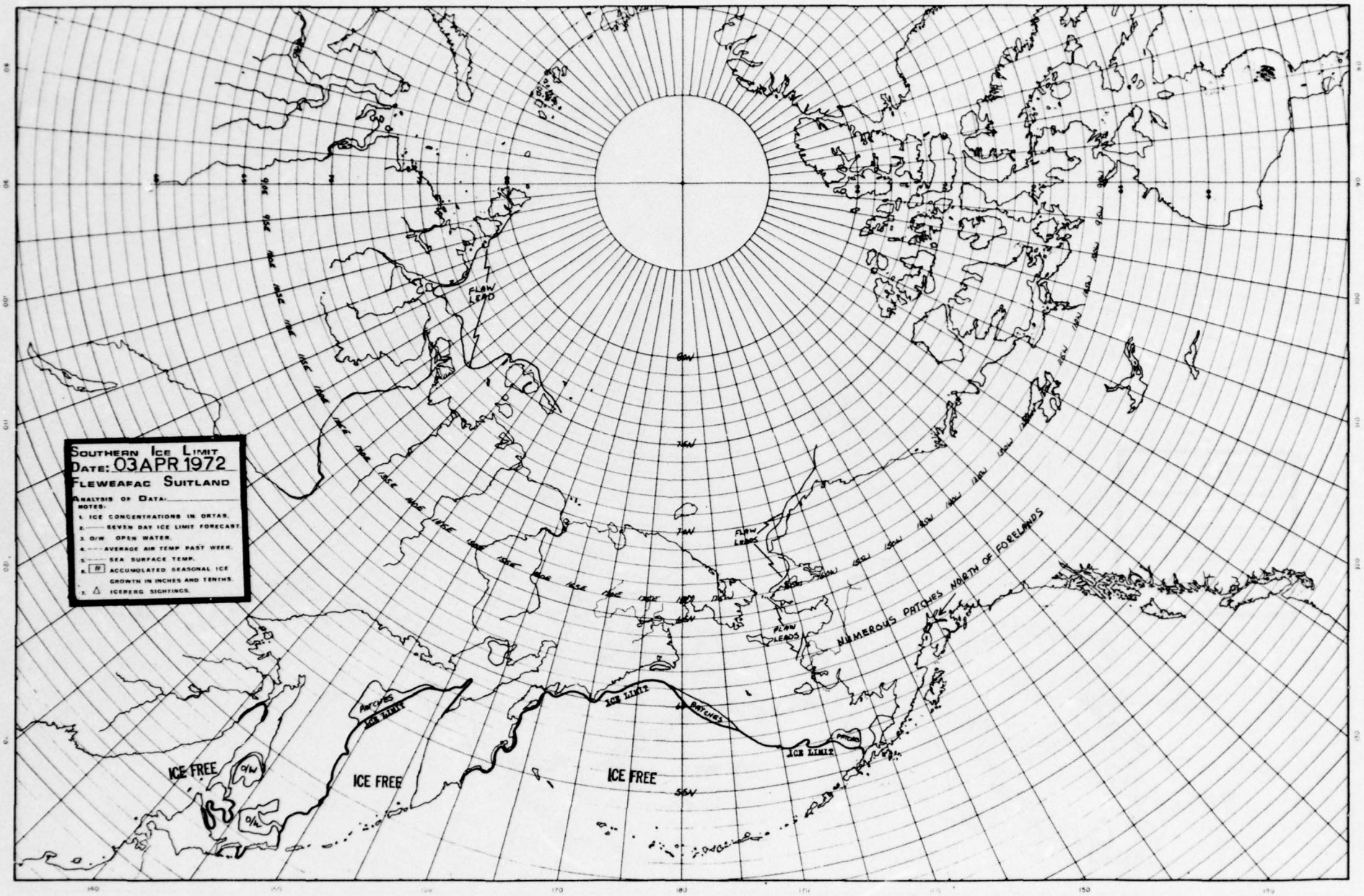
SOUTHERN ICE LIMIT
DATE: 03APR 1972
FLEWEAFAC SUITLAND
ANALYSIS OF DATA:
NOTES:
1. ICE CONCENTRATIONS IN ORTAS.
2. ——— SEVEN DAY ICE LIMIT FORECAST.
3. O/W OPEN WATER.
4. ---- AVERAGE AIR TEMP PAST WEEK.
5. SEA SURFACE TEMP.
6. [F] ACCUMULATED SEASONAL ICE GROWTH IN INCHES AND TENTHS.
7. △ ICEBERG SIGHTINGS.
FLAW LEAD
FLAW LEADS
FLAW LEADS
NUMEROUS PATCHES NORTH OF FORELANDS
ICE LIMIT
PATCHES
ICE LIMIT
PATCHES
ICE LIMIT
PATCHES
ICE FREE
O/W
O/W
ICE FREE
ICE FREE

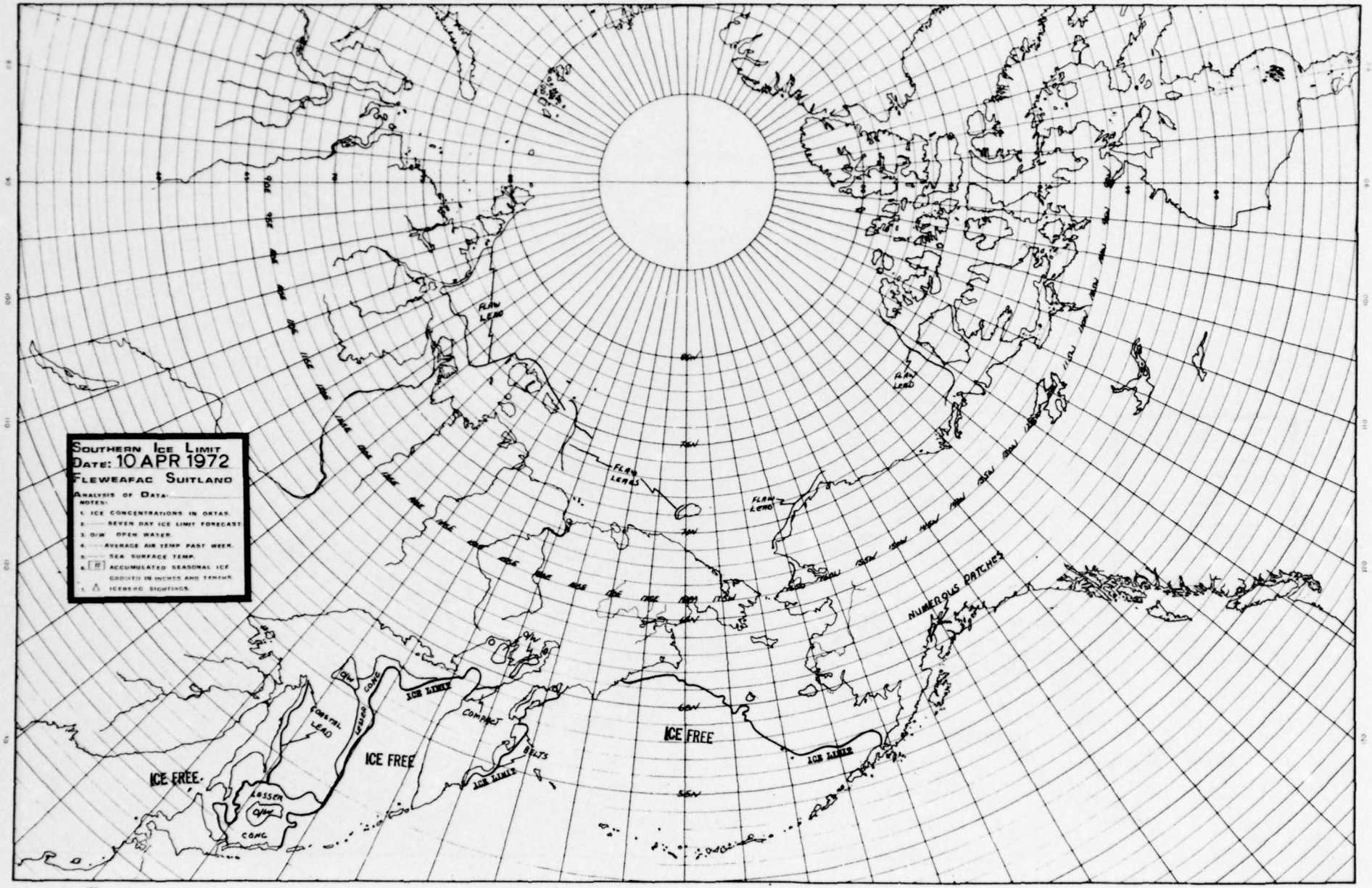
SOUTHERN ICE LIMIT
DATE: 10 APR 1972
FLEWEAFAC SUITLAND
ANALYSIS OF DATA:
NOTES:-
1. ICE CONCENTRATIONS IN OKTAS.
2. ——— SEVEN DAY ICE LIMIT FORECAST.
3. O/W OPEN WATER.
4. ——— AVERAGE AIR TEMP PAST WEEK.
5. SEA SURFACE TEMP.
6. [#] ACCUMULATED SEASONAL ICE GROWTH IN INCHES AND TENTHS.
7. △ ICEBERG SIGHTINGS.
FLAW LEAD
FLAW LEADS
NUMEROUS PATCHES
ICE FREE
ICE FREE
ICE FREE
ICE LIMIT
ICE LIMIT
ICE LIMIT
COMPACT
BELTS
COASTAL LEAD
LEADS
O/W
CONC
LOSSER
O/W
CONC

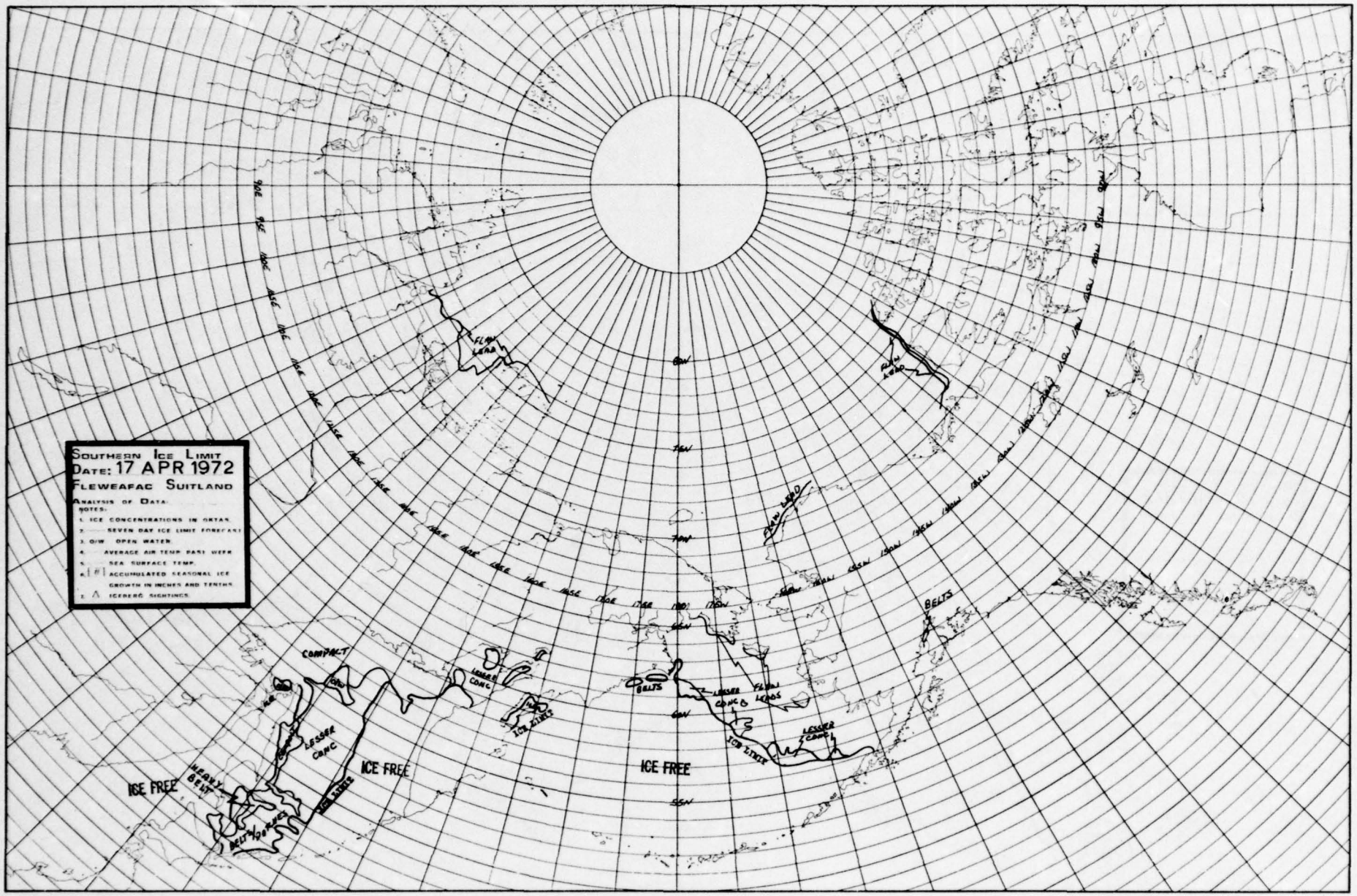
SOUTHERN ICE LIMIT
DATE: 17 APR 1972
FLEWEAFAC SUITLAND
ANALYSIS OF DATA:
NOTES:
1. ICE CONCENTRATIONS IN OKTAS.
2. SEVEN DAY ICE LIMIT FORECAST
3. O/W OPEN WATER.
4. AVERAGE AIR TEMP. PAST WEEK
5. SEA SURFACE TEMP.
6. ACCUMULATED SEASONAL ICE GROWTH IN INCHES AND TENTHS.
7. ICEBERG SIGHTINGS.
FLAW LEAD
COMPACT
LESSER CONC
ICE LIMIT
BELTS
ICE FREE
HEAVY BELT
BELTS/PATCHES
80N
75N
70N
65N
60N
55N

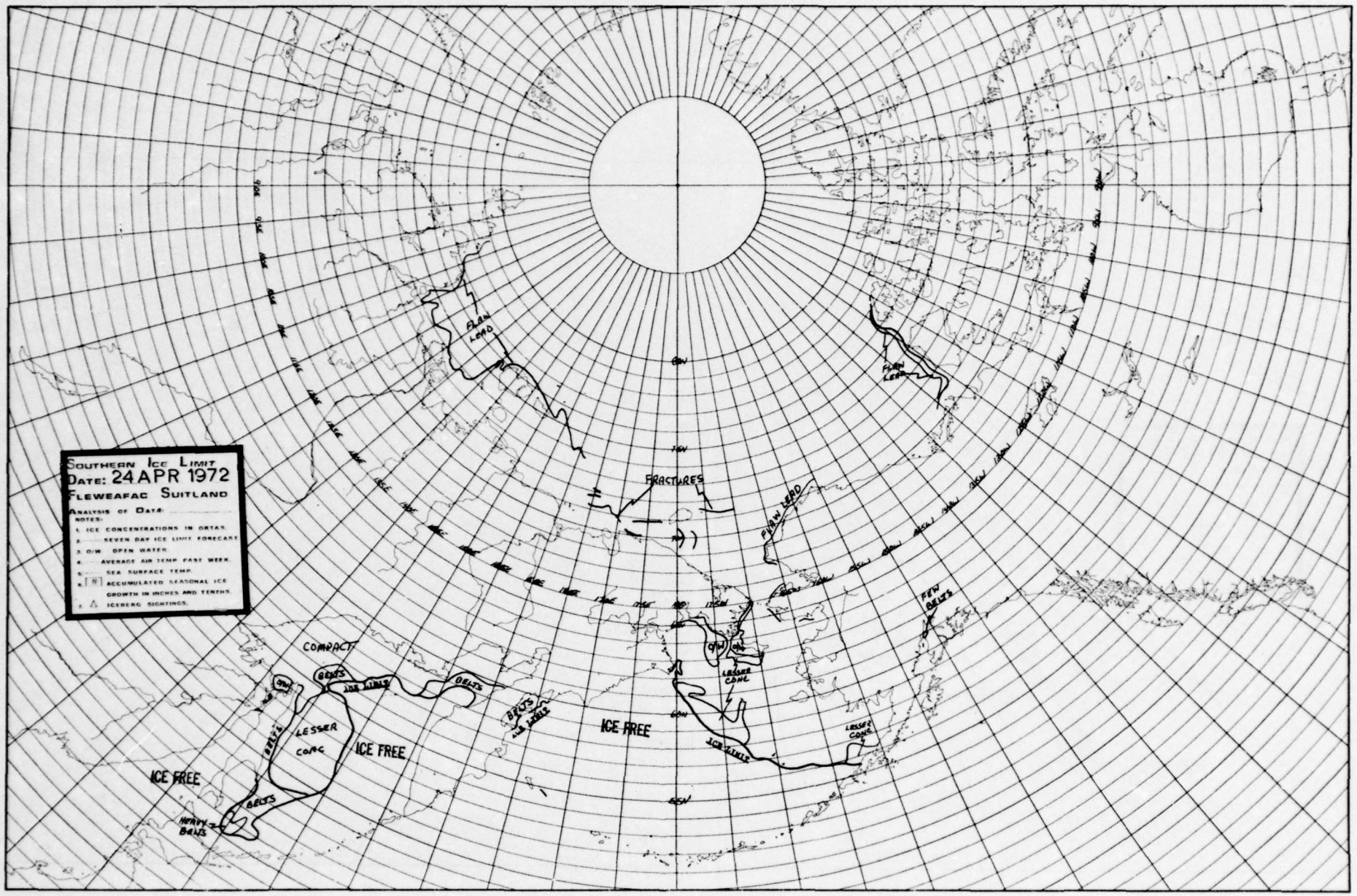
SOUTHERN ICE LIMIT
DATE: 24 APR 1972
FLEWEAFAC SUITLAND
ANALYSIS OF DATA:
NOTES:
1. ICE CONCENTRATIONS IN OKTAS.
2. SEVEN DAY ICE LIMIT FORECAST
3. O/W OPEN WATER.
4. AVERAGE AIR TEMP. PAST WEEK.
5. SEA SURFACE TEMP.
6. ACCUMULATED SEASONAL ICE GROWTH IN INCHES AND TENTHS.
7. ICEBERG SIGHTINGS.
FLAW LEAD
FRACTURES
FLAW LEAD
FEW BELTS
COMPACT
BELTS
ICE LIMIT
BELTS
LESSER CONC
ICE FREE
ICE FREE
ICE FREE
BELTS
HEAVY BELTS
LESSER CONC
ICE LIMIT
LESSER CONC

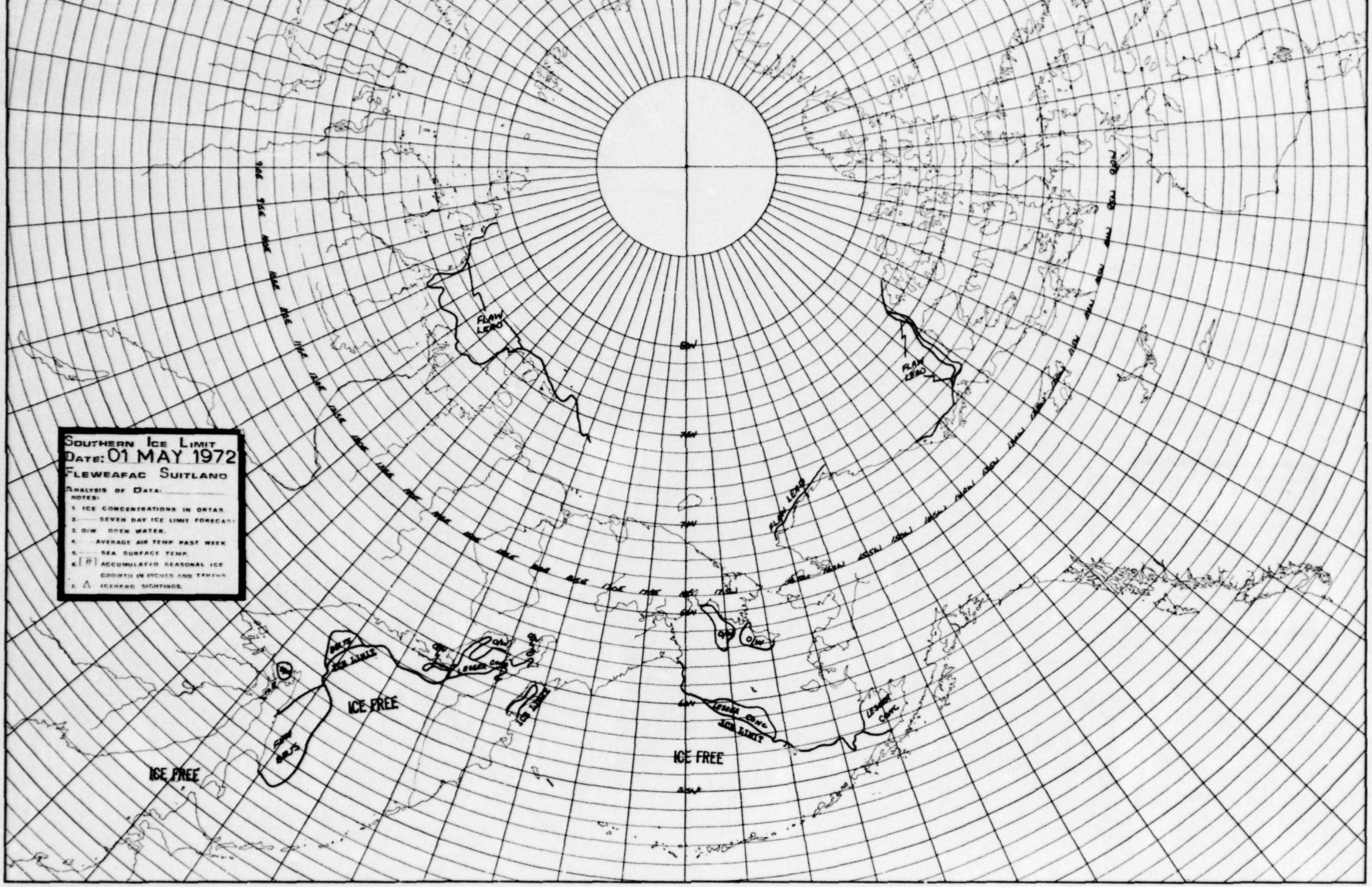
SOUTHERN ICE LIMIT
DATE: 01 MAY 1972
FLEWEAFAC SUITLAND
ANALYSIS OF DATA
NOTES:
1. ICE CONCENTRATIONS IN OKTAS
2. SEVEN DAY ICE LIMIT FORECAST
3. O/W OPEN WATER.
4. AVERAGE AIR TEMP PAST WEEK
5. SEA SURFACE TEMP.
6. [#] ACCUMULATED SEASONAL ICE GROWTH IN INCHES AND TENTHS
7. △ ICEBERG SIGHTINGS.
FLAW LEAD
FLAW LEAD
FLAW LEAD
ICE FREE
ICE FREE
ICE FREE
O/W
O/W
O/W
60N
70N
75N
80N

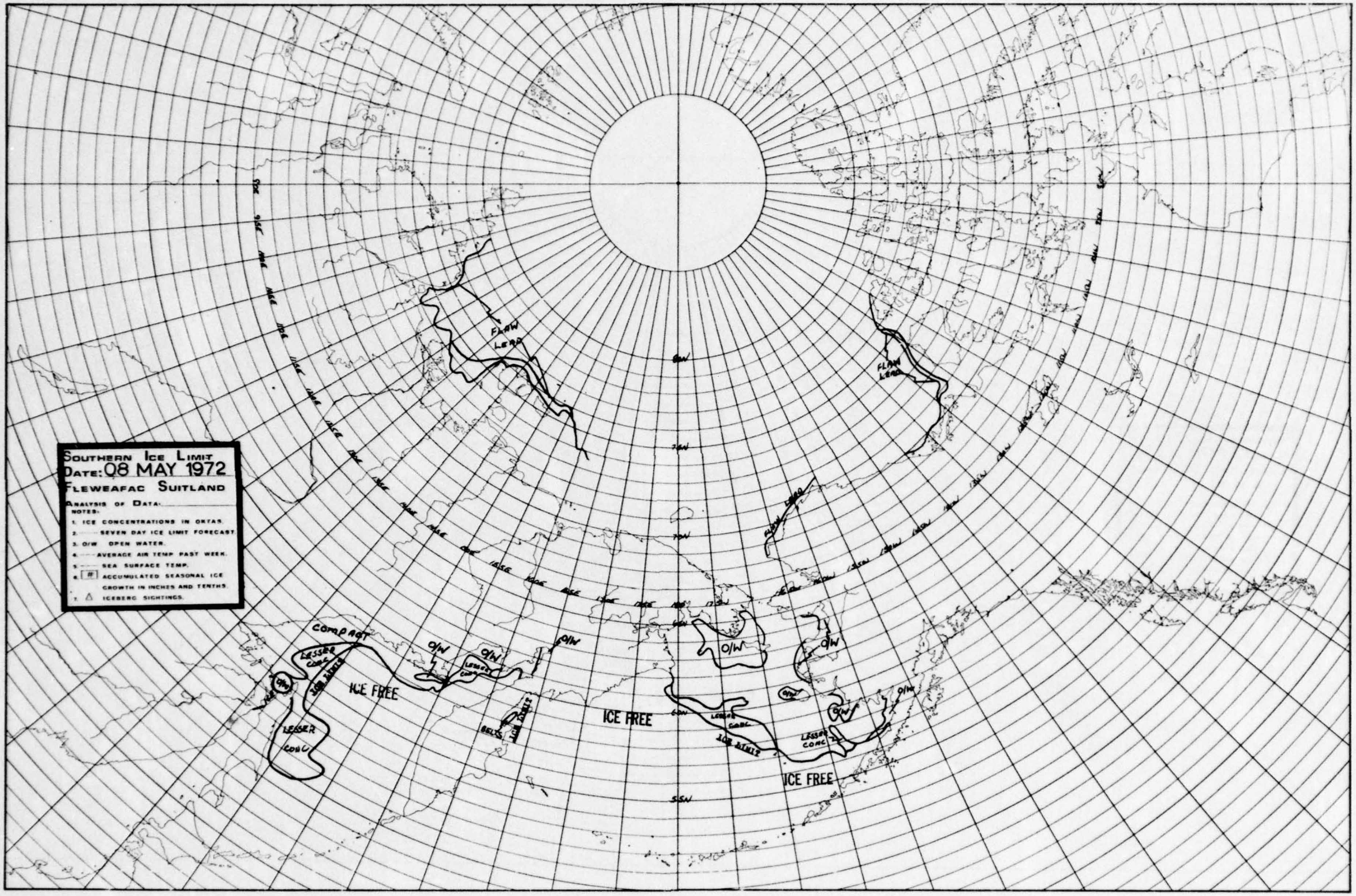
SOUTHERN ICE LIMIT
DATE: 08 MAY 1972
FLEWEAFAC SUITLAND
ANALYSIS OF DATA:
NOTES:
1. ICE CONCENTRATIONS IN OKTAS.
2. SEVEN DAY ICE LIMIT FORECAST.
3. O/W OPEN WATER.
4. AVERAGE AIR TEMP PAST WEEK.
5. SEA SURFACE TEMP.
6. # ACCUMULATED SEASONAL ICE GROWTH IN INCHES AND TENTHS.
7. △ ICEBERG SIGHTINGS.
FLAW LEAD
FLAW LEAD
COMPACT
LESSER CONC
O/W
ICE FREE
ICE FREE
ICE FREE
LESSER CONC
80N
75N
70N
60N
55N

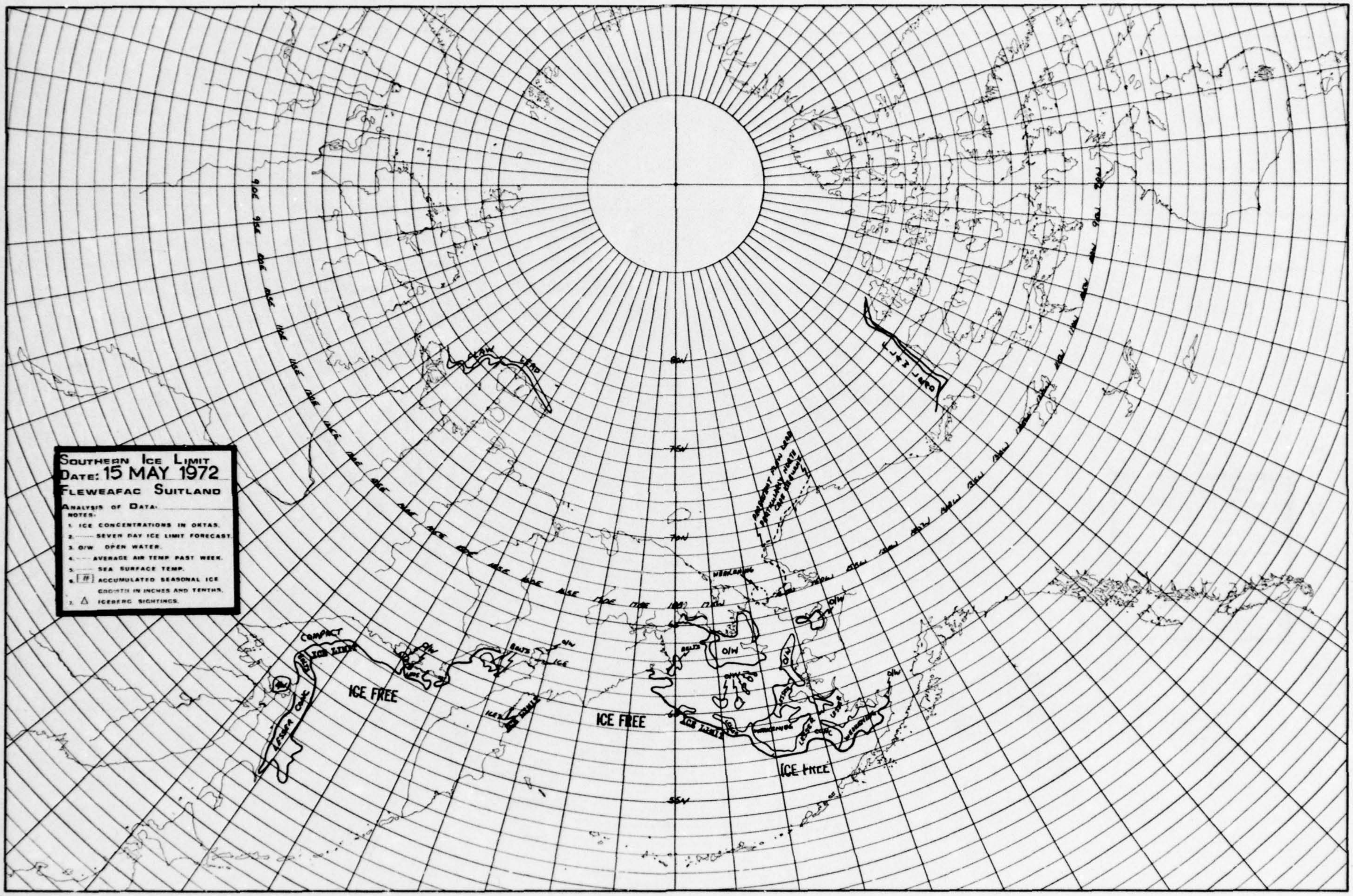
Southern Ice Limit
Date: 15 MAY 1972
Fleweafac Suitland
Analysis of Data:
Notes:
1. Ice concentrations in oktas.
2. ------ Seven day ice limit forecast.
3. O/W Open water.
4. ----- Average air temp past week.
5. ------ Sea surface temp.
6. ## Accumulated seasonal ice growth in inches and tenths.
7. △ Iceberg sightings.
ICE FREE
ICE FREE
ICE FREE
COMPACT
ICE LIMIT
ICE LIMIT
O/W
55N
70N
75N
80N

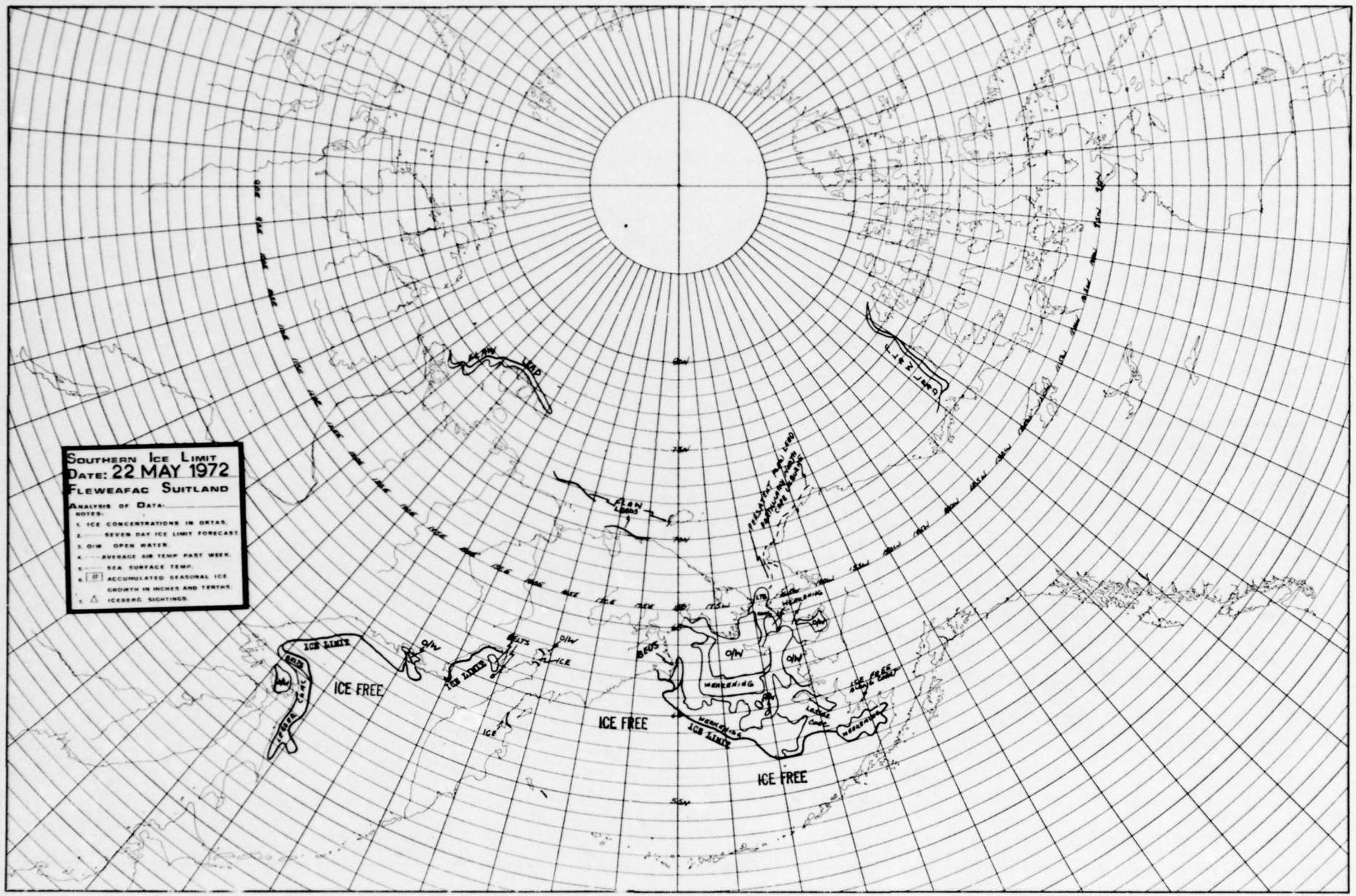
SOUTHERN ICE LIMIT
DATE: 22 MAY 1972
FLEWEAFAC SUITLAND
ANALYSIS OF DATA:
NOTES:
1. ICE CONCENTRATIONS IN OKTAS.
2. SEVEN DAY ICE LIMIT FORECAST.
3. O/W OPEN WATER.
4. AVERAGE AIR TEMP PAST WEEK.
5. SEA SURFACE TEMP.
6. # ACCUMULATED SEASONAL ICE GROWTH IN INCHES AND TENTHS.
7. △ ICEBERG SIGHTINGS.
ICE LIMIT
ICE FREE
ICE FREE
ICE FREE
O/W
WEAKENING
BELTS
ICE
LEAD
LEADS

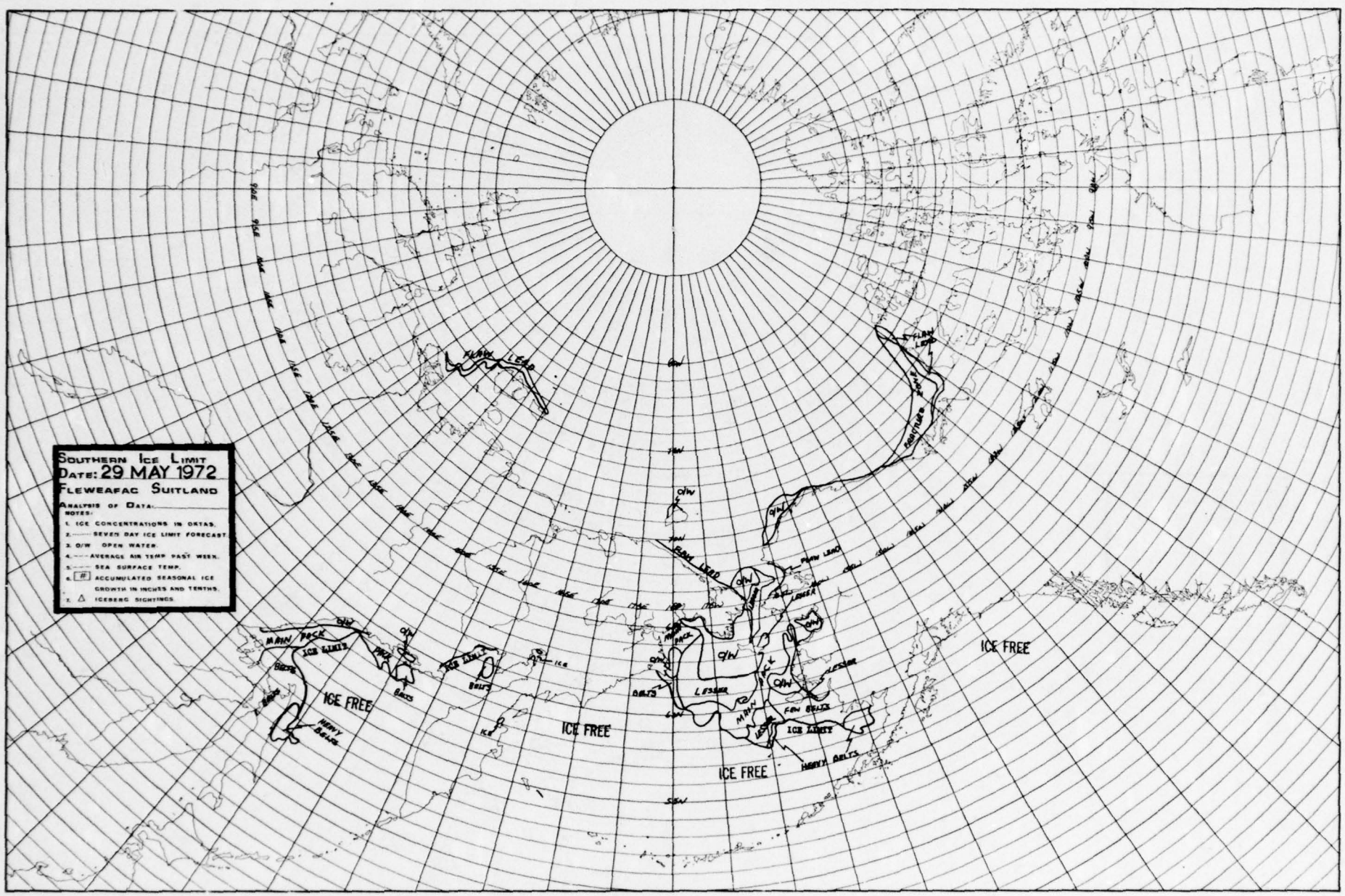
SOUTHERN ICE LIMIT
DATE: 29 MAY 1972
FLEWEAFAC SUITLAND
ANALYSIS OF DATA:
NOTES:
1. ICE CONCENTRATIONS IN OKTAS.
2. SEVEN DAY ICE LIMIT FORECAST.
3. O/W OPEN WATER.
4. AVERAGE AIR TEMP PAST WEEK.
5. SEA SURFACE TEMP.
6. # ACCUMULATED SEASONAL ICE GROWTH IN INCHES AND TENTHS.
7. △ ICEBERG SIGHTINGS.
FLAW LEAD
FRACTURE ZONE
MAIN PACK
ICE LIMIT
BELTS
HEAVY BELTS
LESSER
FEW BELTS
ICE FREE
O/W
ICE

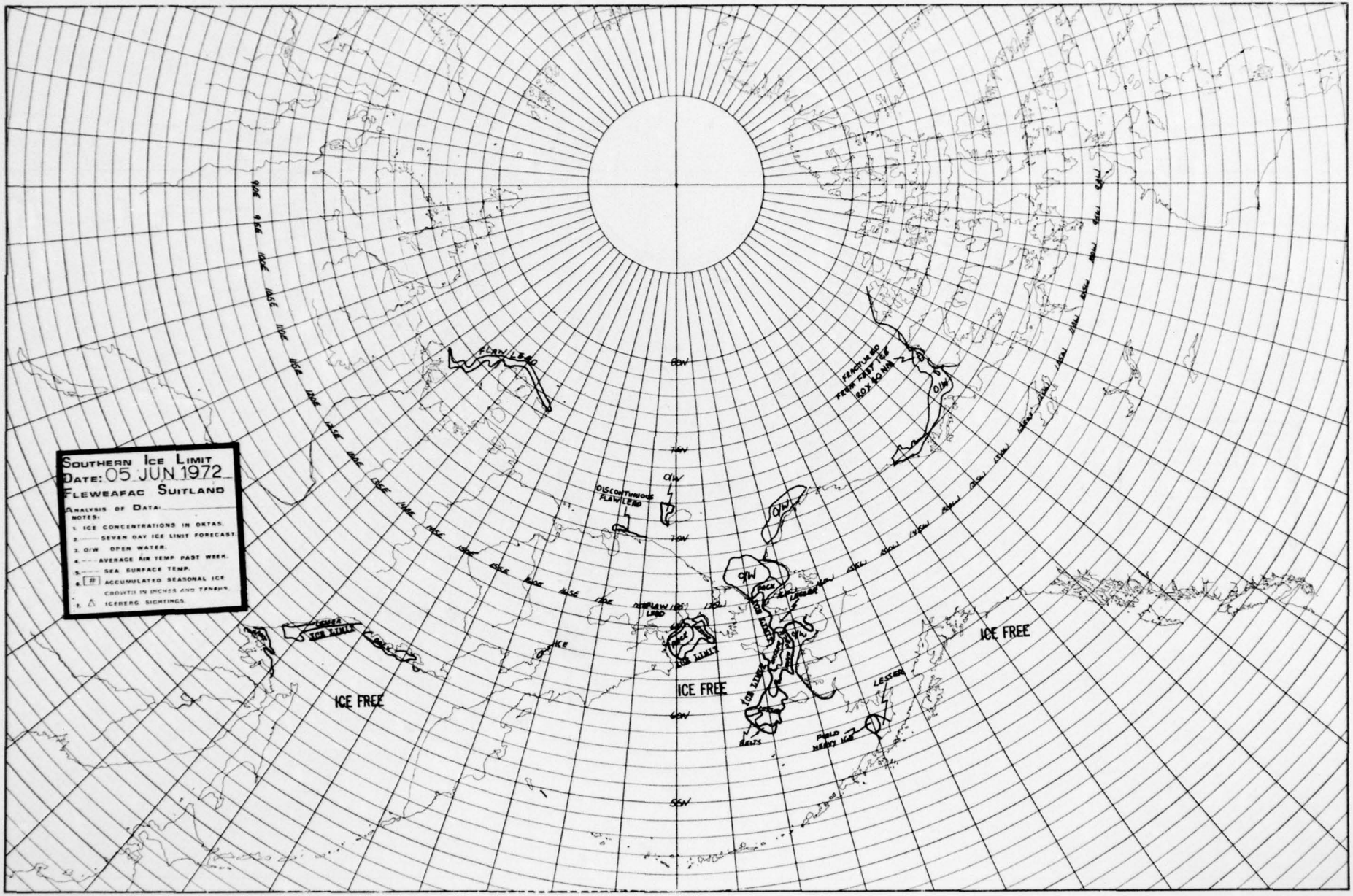
SOUTHERN ICE LIMIT
DATE: 05 JUN 1972
FLEWEAFAC SUITLAND
ANALYSIS OF DATA:
NOTES:
1. ICE CONCENTRATIONS IN OKTAS.
2. —— SEVEN DAY ICE LIMIT FORECAST.
3. O/W OPEN WATER.
4. --- AVERAGE AIR TEMP PAST WEEK.
5. —— SEA SURFACE TEMP.
6. # ACCUMULATED SEASONAL ICE GROWTH IN INCHES AND TENSHS.
7. △ ICEBERG SIGHTINGS.
FLAW LEAD
DISCONTINUOUS FLAW LEAD
FRACTURED FROM FAST ICE ROX 40 NM
O/W
ICE LIMIT
ICE FREE
ICE FREE
ICE FREE
LESSER
POOLD HEAVY ICE
80N
75N
70N
65N
60N
55N

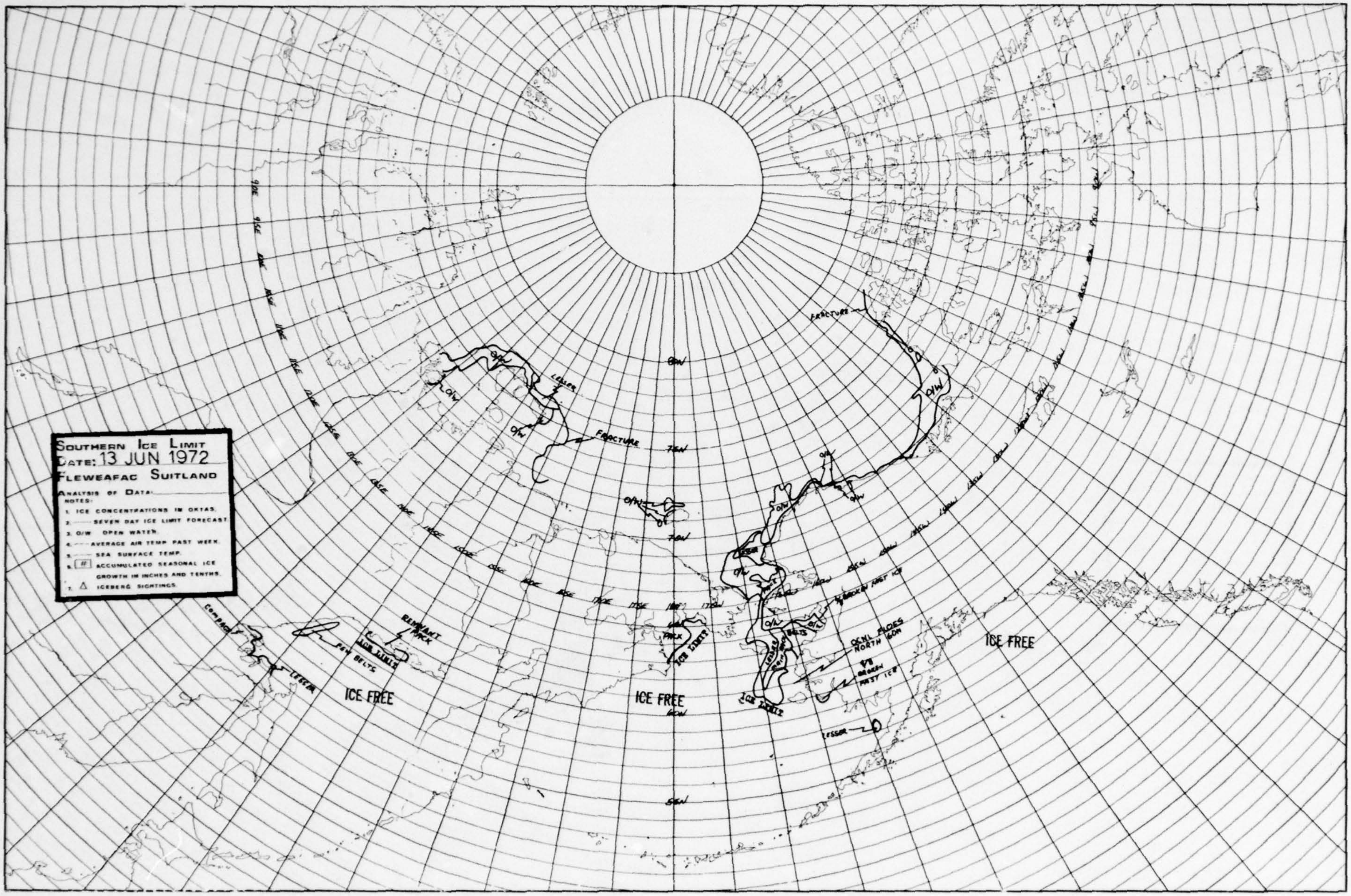
SOUTHERN ICE LIMIT
DATE: 13 JUN 1972
FLEWEAFAC SUITLAND
ANALYSIS OF DATA:
NOTES:
1. ICE CONCENTRATIONS IN OKTAS.
2. SEVEN DAY ICE LIMIT FORECAST.
3. O/W OPEN WATER.
4. AVERAGE AIR TEMP PAST WEEK.
5. SEA SURFACE TEMP.
6. ACCUMULATED SEASONAL ICE GROWTH IN INCHES AND TENTHS.
7. ICEBERG SIGHTINGS.
ICE FREE
ICE FREE
ICE FREE
ICE FREE
FRACTURE
FRACTURE
REMNANT PACK
ICE LIMIT
ICE LIMIT
ICE LIMIT
FEW BELTS
COMPACT
LESSER
LESSER
LESSER
O/W
80N
75N
70N
65N
55N

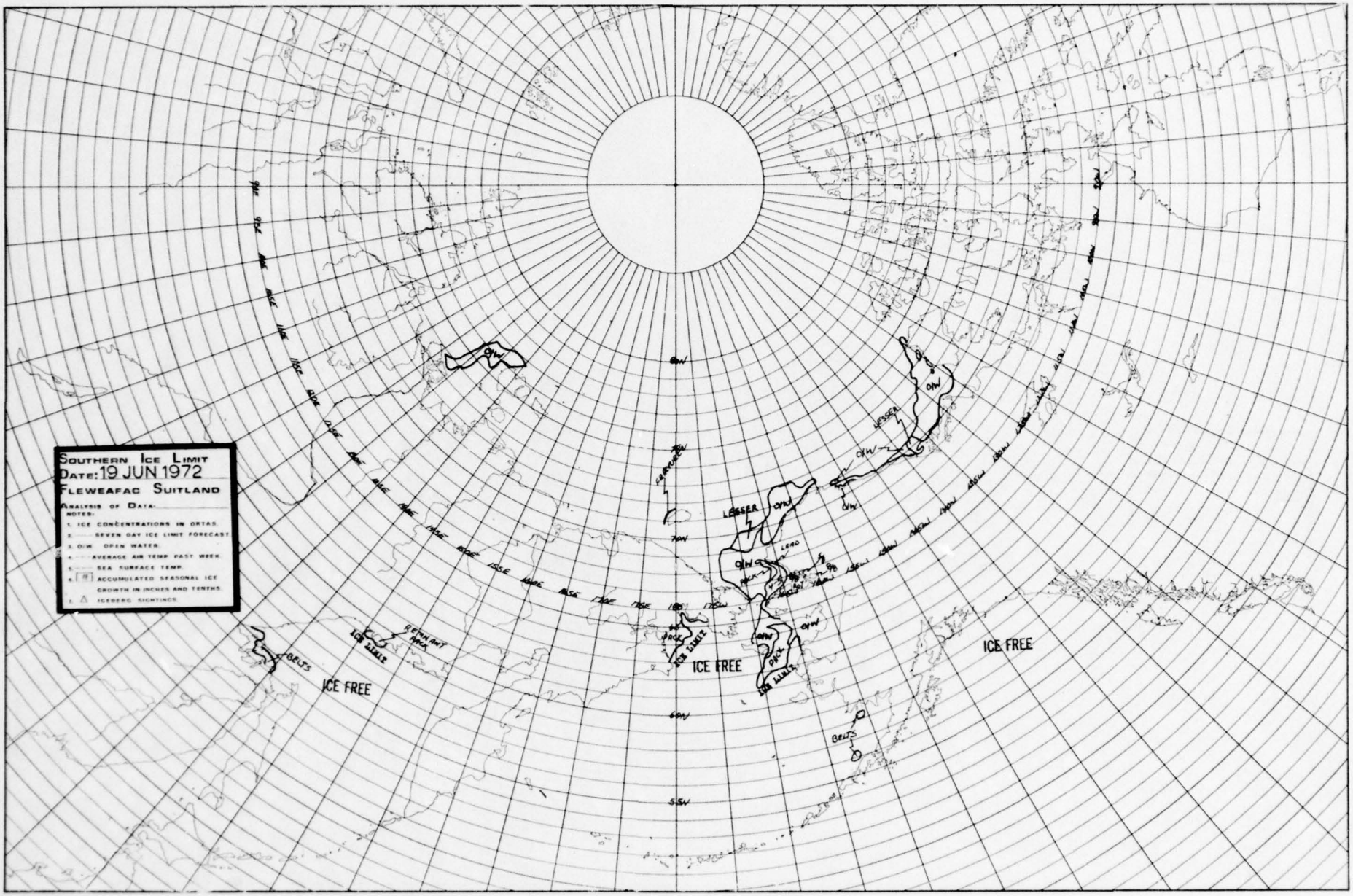
SOUTHERN ICE LIMIT
DATE: 19 JUN 1972
FLEWEAFAC SUITLAND
ANALYSIS OF DATA:
NOTES:
1. ICE CONCENTRATIONS IN OKTAS.
2. SEVEN DAY ICE LIMIT FORECAST.
3. O/W OPEN WATER.
4. AVERAGE AIR TEMP. PAST WEEK.
5. SEA SURFACE TEMP.
6. ACCUMULATED SEASONAL ICE GROWTH IN INCHES AND TENTHS.
7. ICEBERG SIGHTINGS.
ICE FREE
ICE FREE
ICE FREE
ICE LIMIT
ICE LIMIT
ICE LIMIT
REMNANT PACK
BELTS
BELTS
LESSER
LESSER
LEAD
PACK
PACK
O/W
O/W
O/W
O/W
O/W
O/W
O/W
O/W
O/W
O/W
O/W
O/W
O/W
O/W
O/W
O/W
O/W
O/W
O/W
O/W
80N
70N
60N
55N

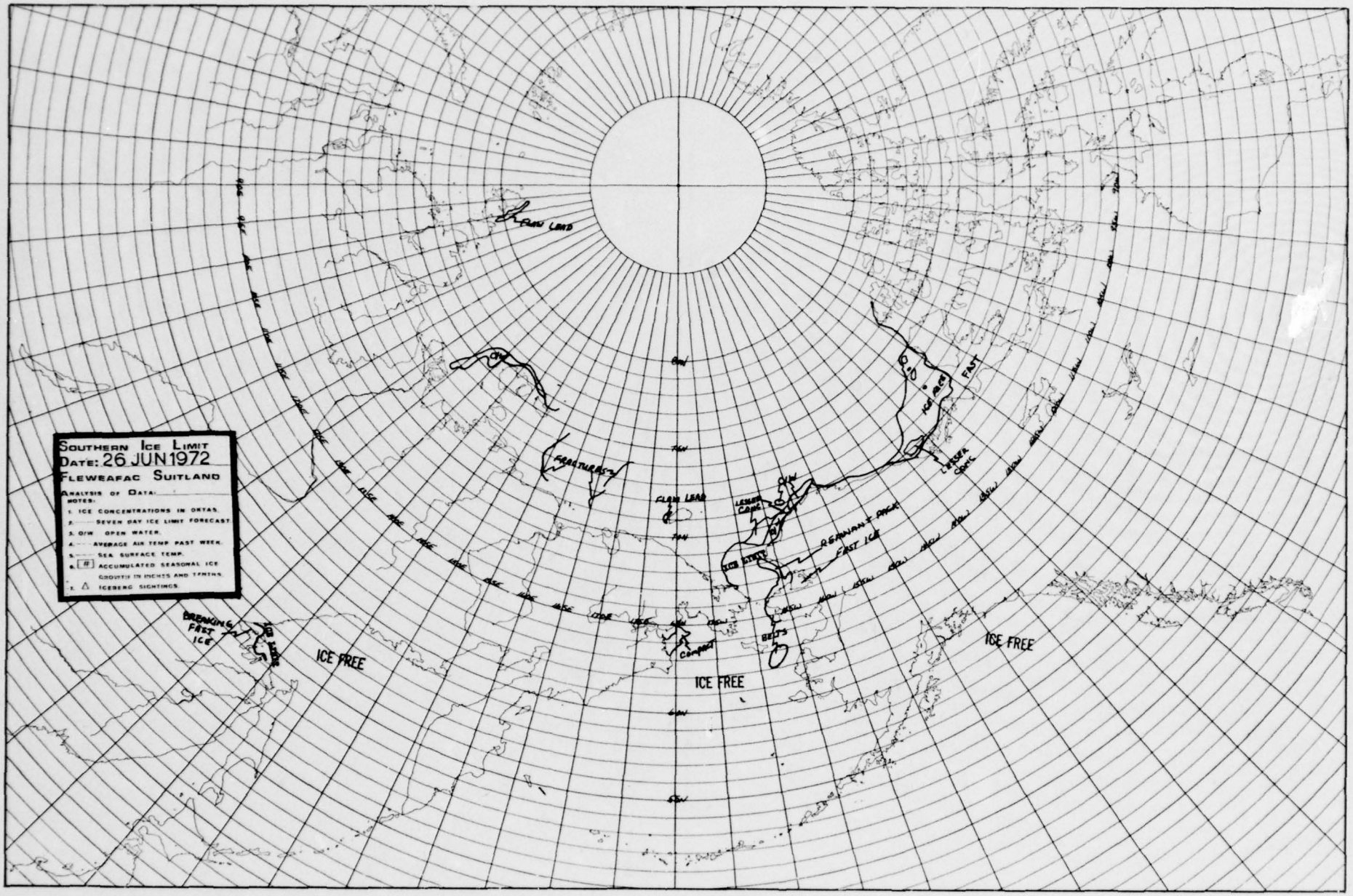
SOUTHERN ICE LIMIT
DATE: 26 JUN 1972
FLEWEAFAC SUITLAND
ANALYSIS OF DATA:
NOTES:
1. ICE CONCENTRATIONS IN OKTAS.
2. SEVEN DAY ICE LIMIT FORECAST.
3. O/W OPEN WATER.
4. AVERAGE AIR TEMP PAST WEEK.
5. SEA SURFACE TEMP.
6. # ACCUMULATED SEASONAL ICE GROWTH IN INCHES AND TENTHS.
7. △ ICEBERG SIGHTINGS.
FLAW LEAD
FRACTURES
FLAW LEAD
LESSER CONC.
O/W
REMNANT PACK
FAST ICE
ICE LIMIT
BELTS
COMPACT
ICE FREE
ICE FREE
ICE FREE
BREAKING FAST ICE
FAST
LESSER CONC.

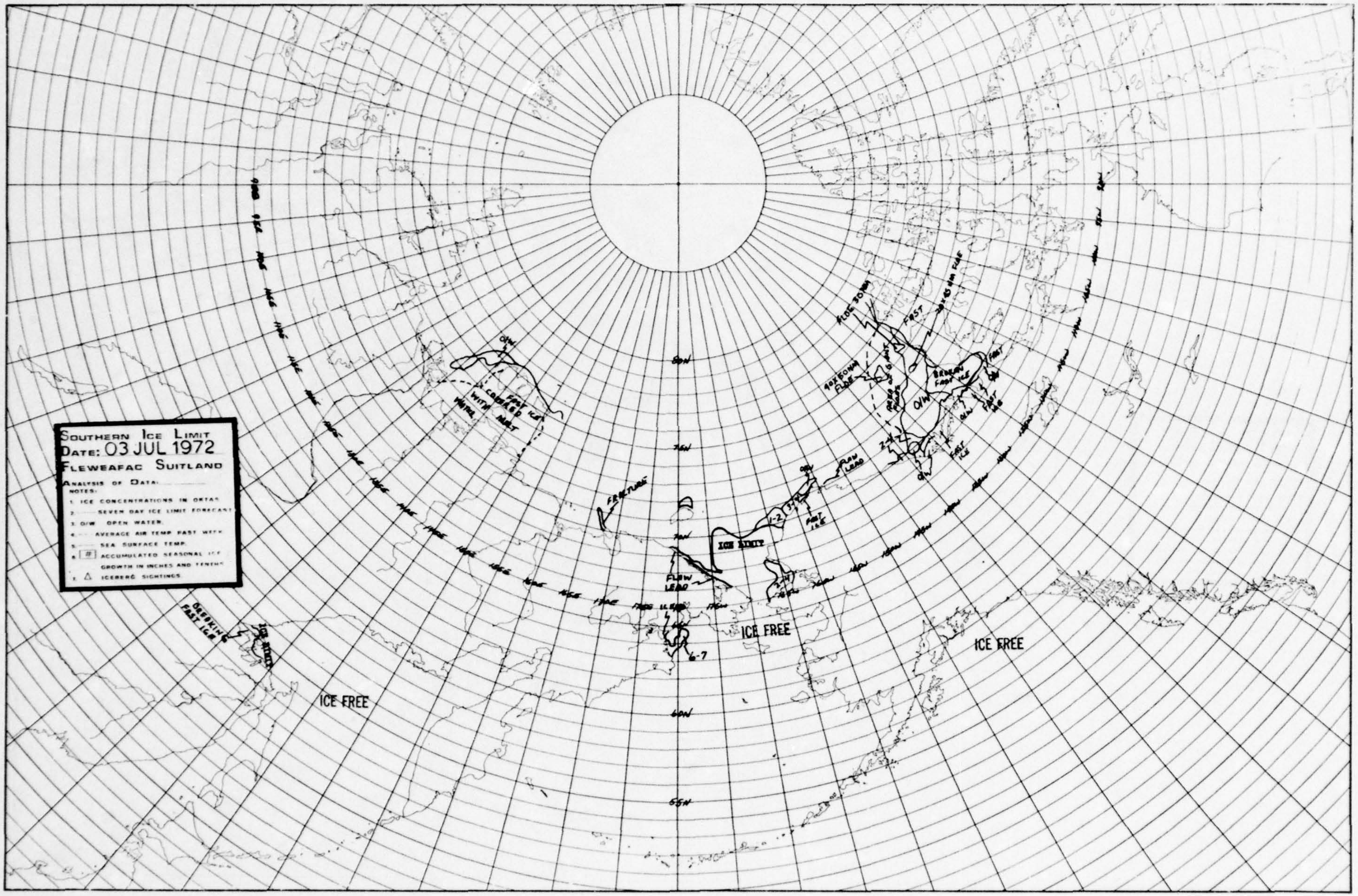
SOUTHERN ICE LIMIT
DATE: 03 JUL 1972
FLEWEAFC SUITLAND
ANALYSIS OF DATA:
NOTES:
1. ICE CONCENTRATIONS IN OKTAS
2. SEVEN DAY ICE LIMIT FORECAST
3. O/W OPEN WATER
4. AVERAGE AIR TEMP PAST WEEK
5. SEA SURFACE TEMP.
6. # ACCUMULATED SEASONAL ICE GROWTH IN INCHES AND TENTHS
7. △ ICEBERG SIGHTINGS
ICE FREE
ICE FREE
ICE FREE
ICE LIMIT
FLOW LEAD
FRACTURE
FAST ICE
BROKEN FAST ICE
O/W
6-7
1-2
80N
75N
70N
65N
60N
55N

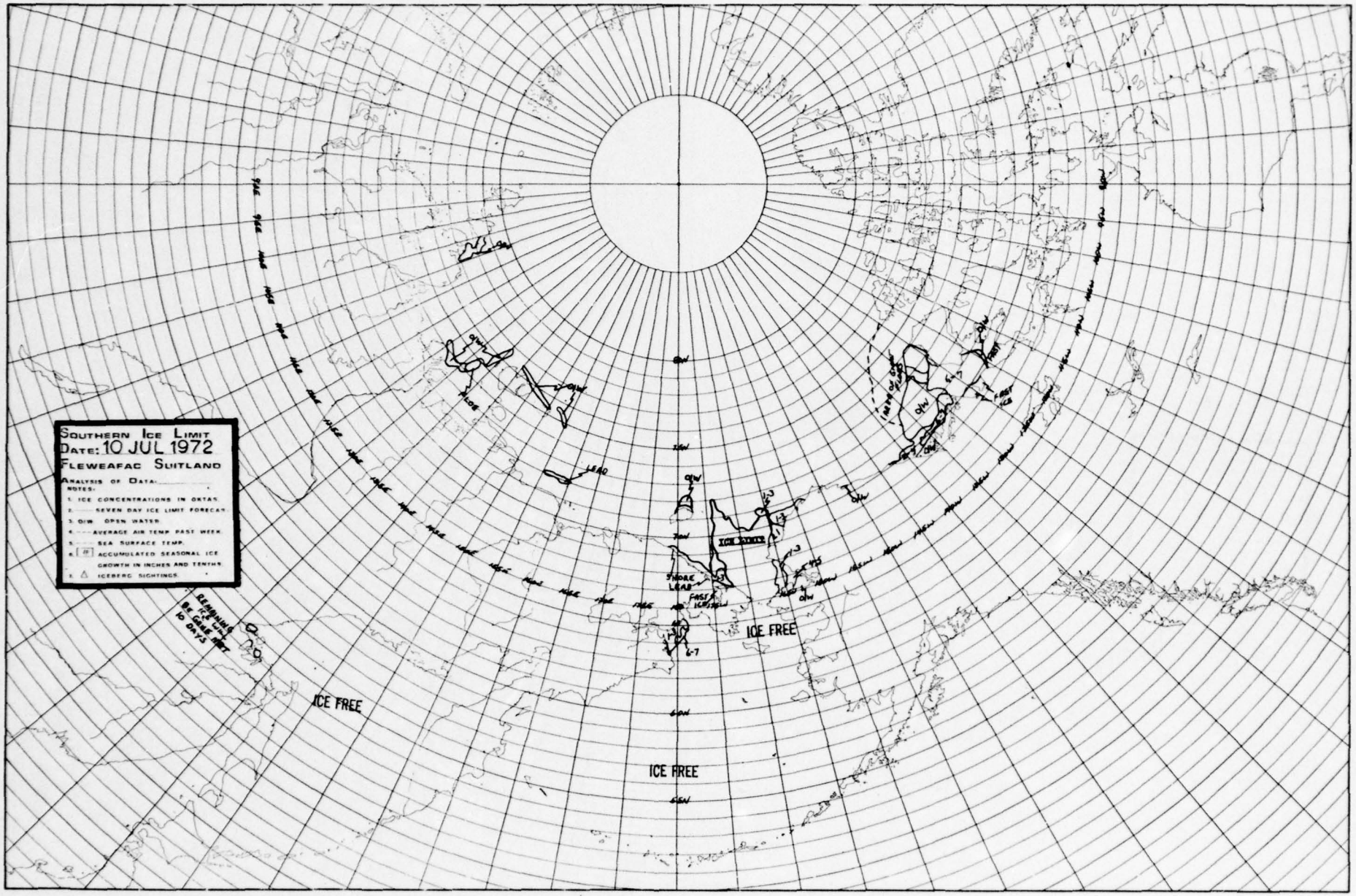
SOUTHERN ICE LIMIT
DATE: 10 JUL 1972
FLEWEAFAC SUITLAND
ANALYSIS OF DATA:
NOTES:
1. ICE CONCENTRATIONS IN OKTAS.
2. SEVEN DAY ICE LIMIT FORECAST.
3. O/W OPEN WATER.
4. AVERAGE AIR TEMP PAST WEEK.
5. SEA SURFACE TEMP.
6. ACCUMULATED SEASONAL ICE GROWTH IN INCHES AND TENTHS.
7. ICEBERG SIGHTINGS.
REMAINING ICE WILL BE GONE NOT 10 DAYS
ICE FREE
ICE FREE
ICE FREE
ICE LIMIT
SHORE LEAD
FAST ICE
LEAD
FLOE
O/W
FAST ICE
6-7

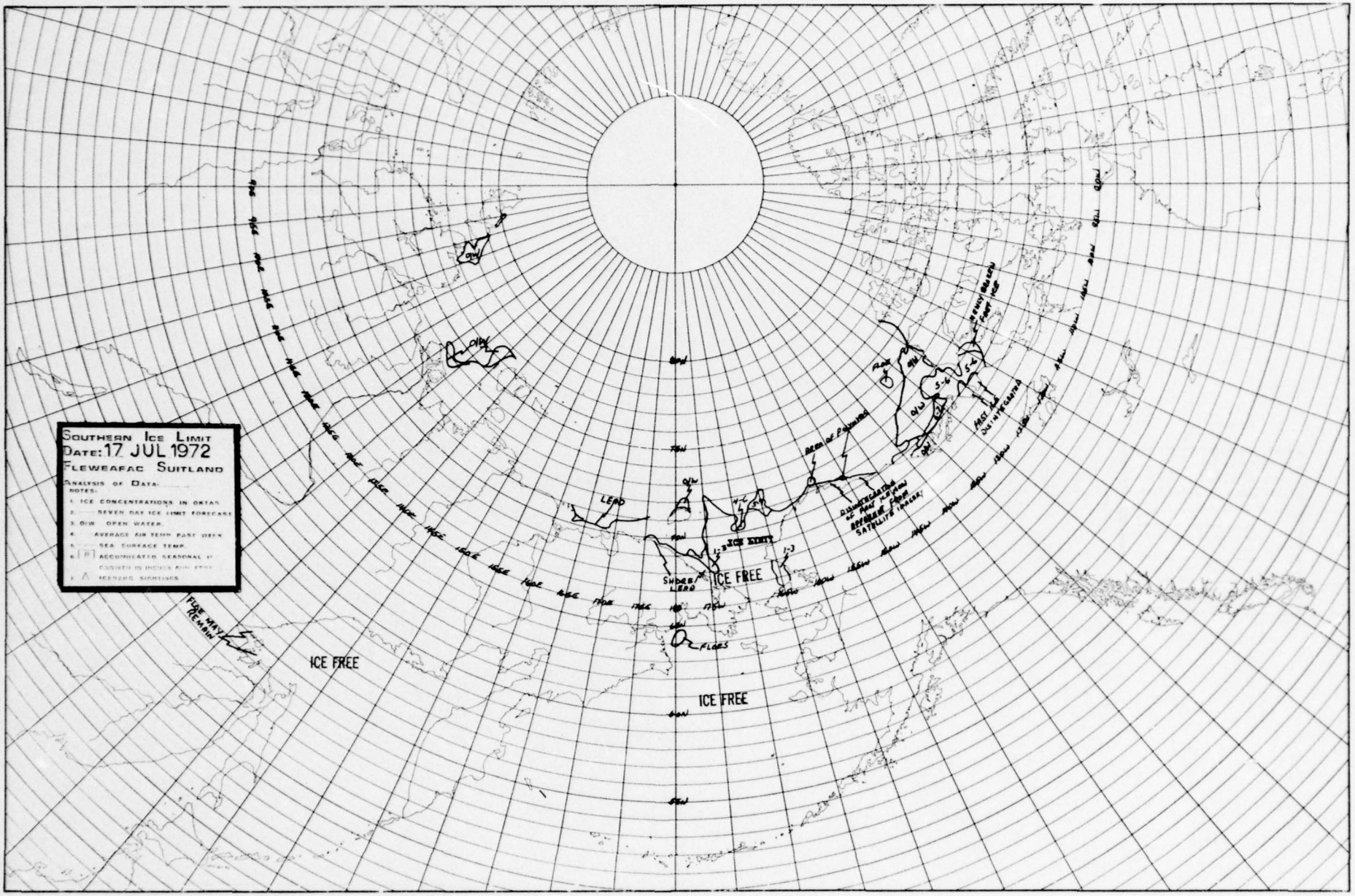
SOUTHERN ICE LIMIT
DATE: 17 JUL 1972
FLEWEAFAC SUITLAND
ANALYSIS OF DATA:
NOTES:
1. ICE CONCENTRATIONS IN OKTAS
2. SEVEN DAY ICE LIMIT FORECAST
3. O/W OPEN WATER
4. AVERAGE AIR TEMP PAST WEEK
5. SEA SURFACE TEMP.
6. ACCUMULATED SEASONAL
7. ICEBERG SIGHTINGS
ICE FREE
ICE FREE
ICE FREE
ICE LIMIT
LEAD
SHORE LEAD
FLOES
FLOE MAY REMAIN
O/W
O/W
O/W
O/W
O/W
5-6
5-6
1-3
1-3
FAST ICE DISINTEGRATED
DISINTEGRATING OF FAST ICE AND APPARENT FROM SATELLITE IMAGERY

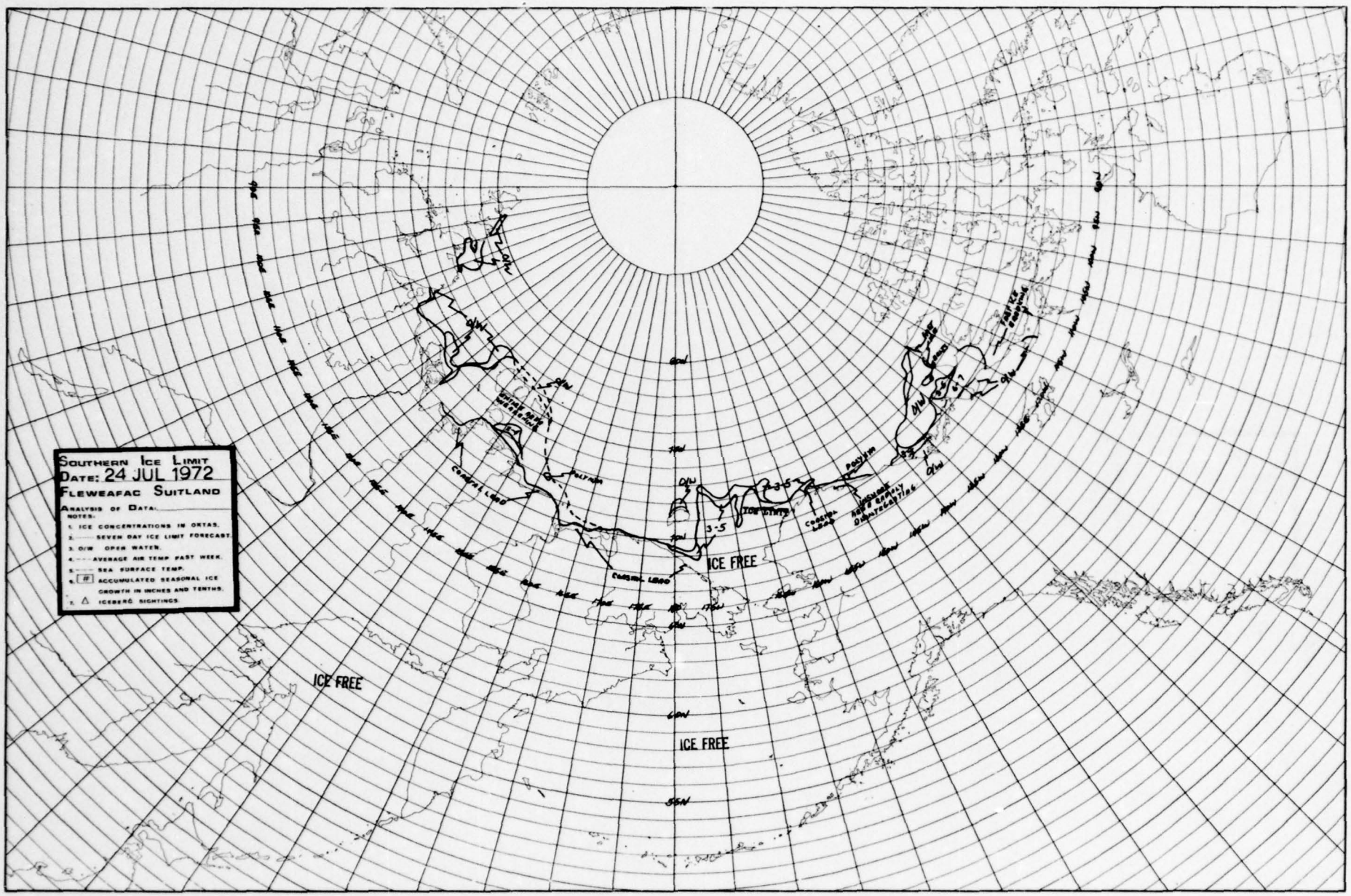
SOUTHERN ICE LIMIT
DATE: 24 JUL 1972
FLEWEAFAC SUITLAND
ANALYSIS OF DATA:
NOTES:
1. ICE CONCENTRATIONS IN OKTAS.
2. SEVEN DAY ICE LIMIT FORECAST.
3. O/W OPEN WATER.
4. AVERAGE AIR TEMP PAST WEEK.
5. SEA SURFACE TEMP.
6. # ACCUMULATED SEASONAL ICE GROWTH IN INCHES AND TENTHS.
7. △ ICEBERG SIGHTINGS.
ICE FREE
ICE FREE
ICE FREE
CONSTAL LEAD
POLYNIA
ICE LIMIT
3-5
O/W

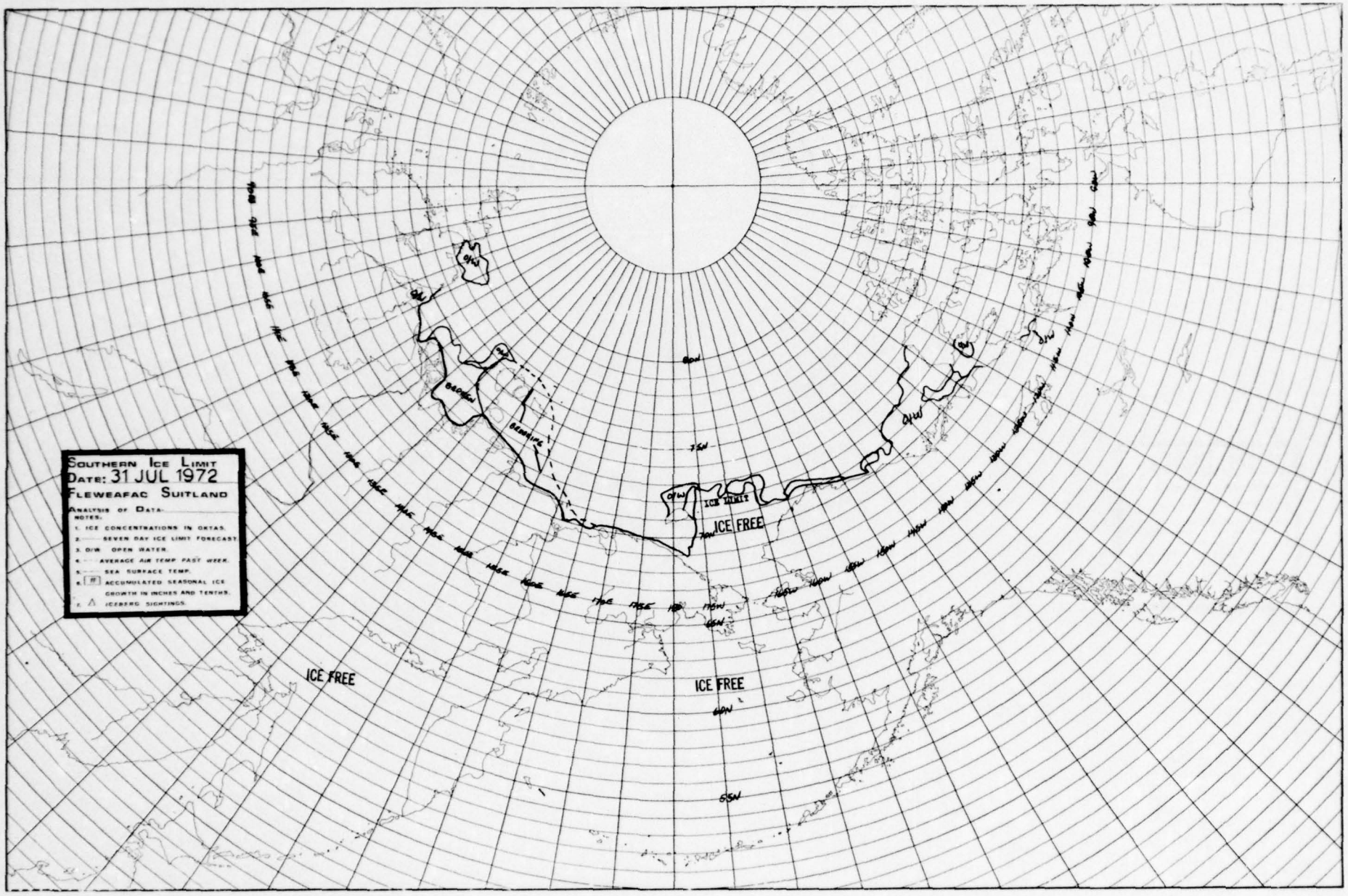
SOUTHERN ICE LIMIT
DATE: 31 JUL 1972
FLEWEAFAC SUITLAND
ANALYSIS OF DATA
NOTES:
1. ICE CONCENTRATIONS IN OKTAS.
2. SEVEN DAY ICE LIMIT FORECAST.
3. O/W OPEN WATER.
4. AVERAGE AIR TEMP PAST WEEK.
5. SEA SURFACE TEMP.
6. ACCUMULATED SEASONAL ICE GROWTH IN INCHES AND TENTHS.
7. ICEBERG SIGHTINGS.
ICE LIMIT
ICE FREE
ICE FREE
ICE FREE
O/W
O/W
O/W
O/W
BROKEN
BROKEN
80N
75N
70N
65N
60N
55N

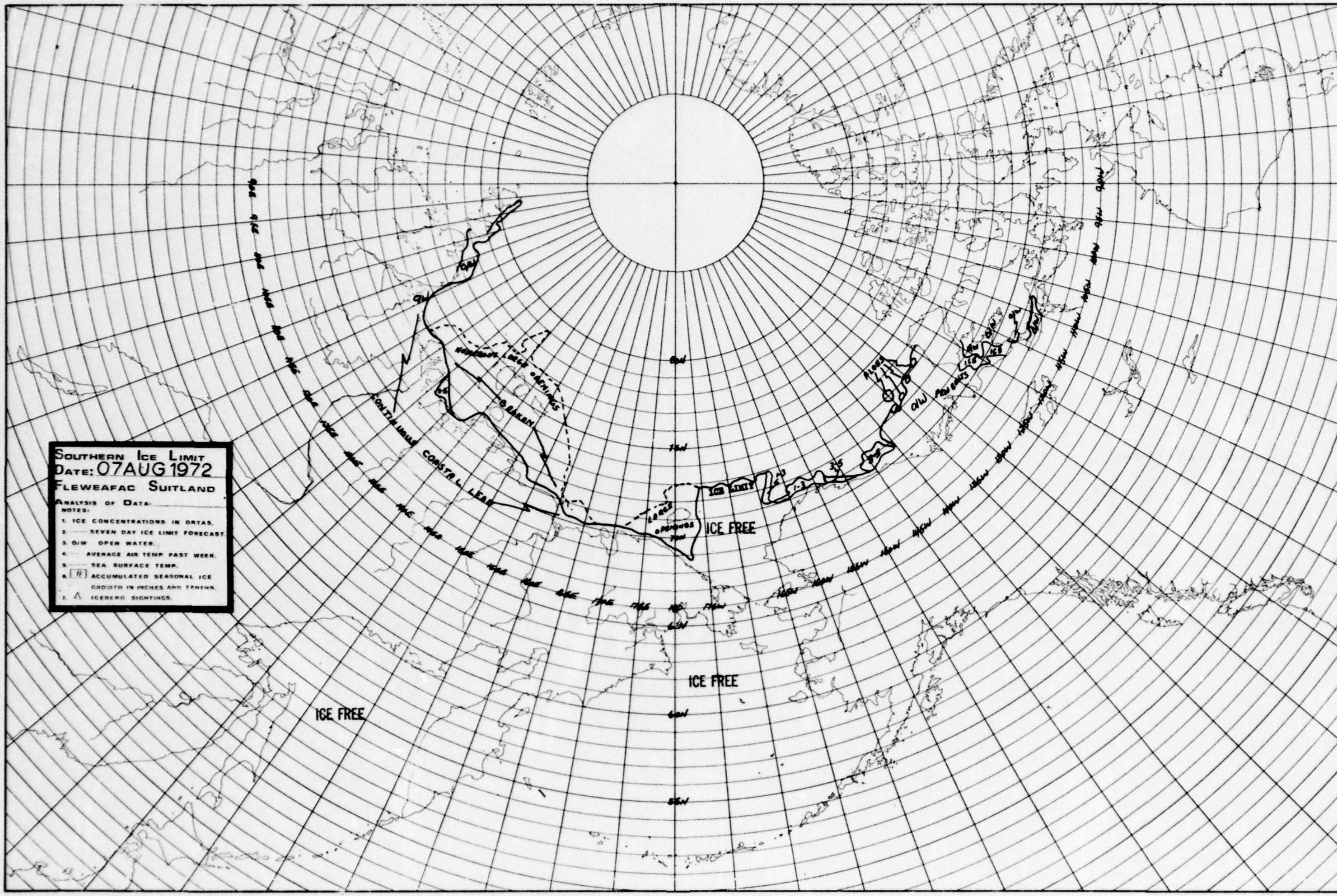
SOUTHERN ICE LIMIT
DATE: 07AUG 1972
FLEWEAFAC SUITLAND
ANALYSIS OF DATA:
NOTES:
1. ICE CONCENTRATIONS IN OKTAS.
2. SEVEN DAY ICE LIMIT FORECAST.
3. O/W OPEN WATER.
4. AVERAGE AIR TEMP PAST WEEK.
5. SEA SURFACE TEMP.
6. ACCUMULATED SEASONAL ICE GROWTH IN INCHES AND TENTHS.
7. ICEBERG SIGHTINGS.
ICE FREE
ICE FREE
ICE FREE
CONTINUOUS COASTAL LEAD
ICE LIMIT
O/W

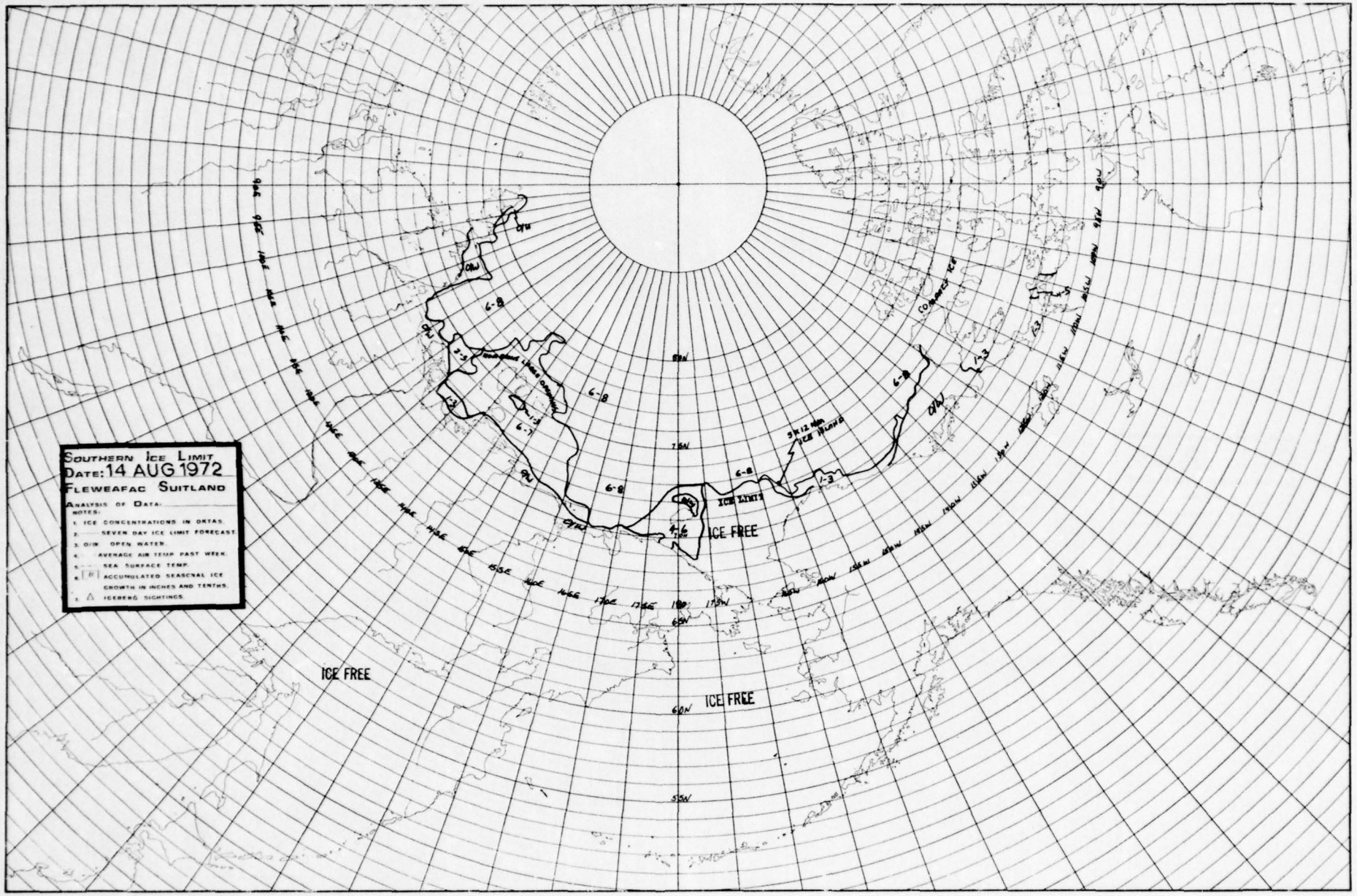
SOUTHERN ICE LIMIT
DATE: 14 AUG 1972
FLEWEAFAC SUITLAND
ANALYSIS OF DATA:
NOTES:
1. ICE CONCENTRATIONS IN OKTAS.
2. SEVEN DAY ICE LIMIT FORECAST.
3. O/W OPEN WATER.
4. AVERAGE AIR TEMP PAST WEEK.
5. SEA SURFACE TEMP.
6. ACCUMULATED SEASONAL ICE GROWTH IN INCHES AND TENTHS.
7. ICEBERG SIGHTINGS.
ICE FREE
ICE FREE
ICE FREE
ICE LIMIT
COMPACT ICE
5X12 MM ICE ISLAND
6-8
1-3
4-6
O/W
80N
75N
65N
60N
55N

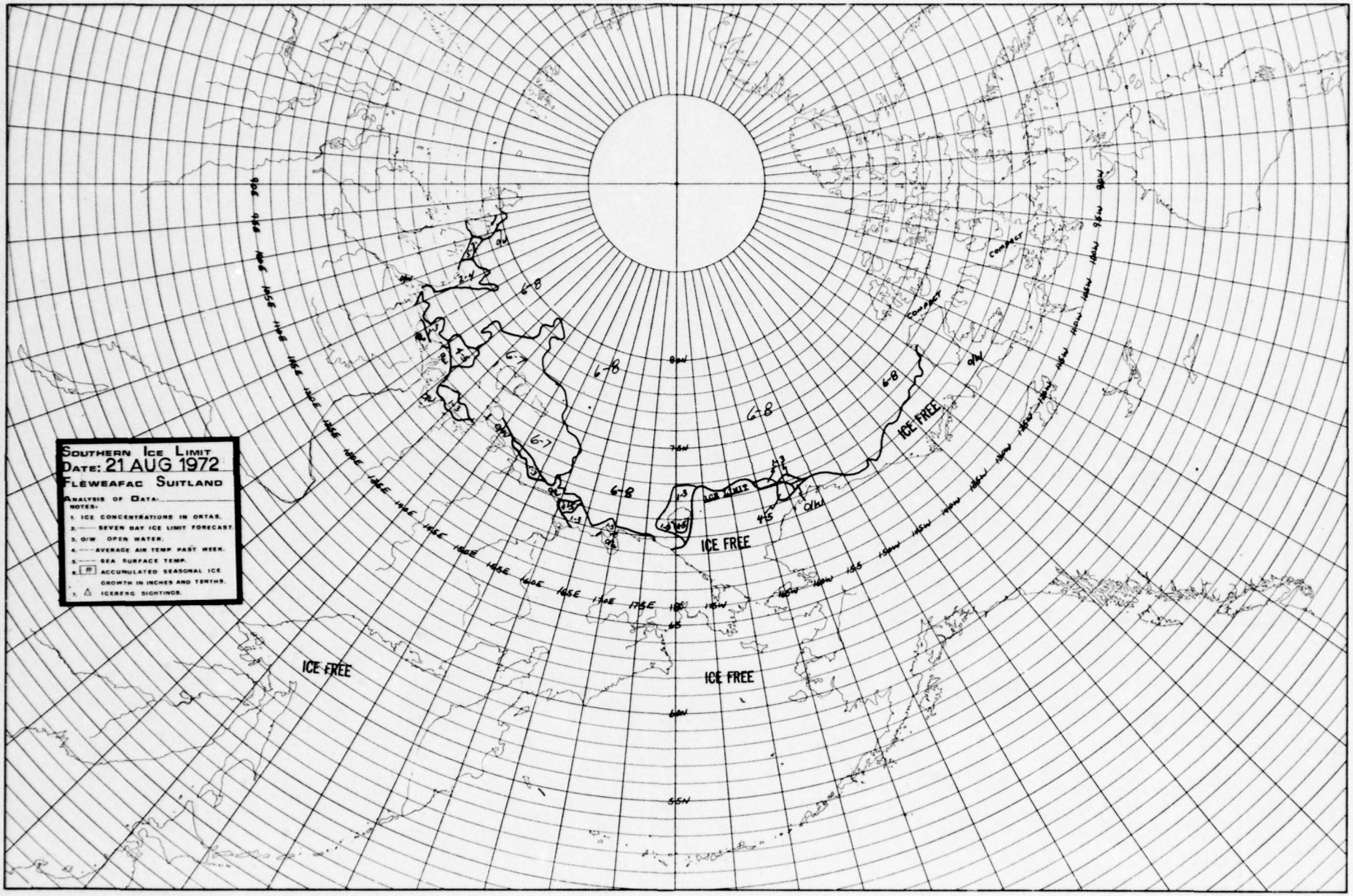
SOUTHERN ICE LIMIT
DATE: 21 AUG 1972
FLEWEAFAC SUITLAND
ANALYSIS OF DATA:
NOTES:
1. ICE CONCENTRATIONS IN OKTAS.
2. SEVEN DAY ICE LIMIT FORECAST.
3. O/W OPEN WATER.
4. AVERAGE AIR TEMP PAST WEEK.
5. SEA SURFACE TEMP.
6. # ACCUMULATED SEASONAL ICE GROWTH IN INCHES AND TENTHS.
7. △ ICEBERG SIGHTINGS.
ICE FREE
ICE FREE
ICE FREE
ICE FREE
ICE LIMIT
COMPACT
COMPACT
6-8
6-7
6-8
6-8
6-8
6-7
6-8
4-5
O/W
80N
75N
65
60N
55N

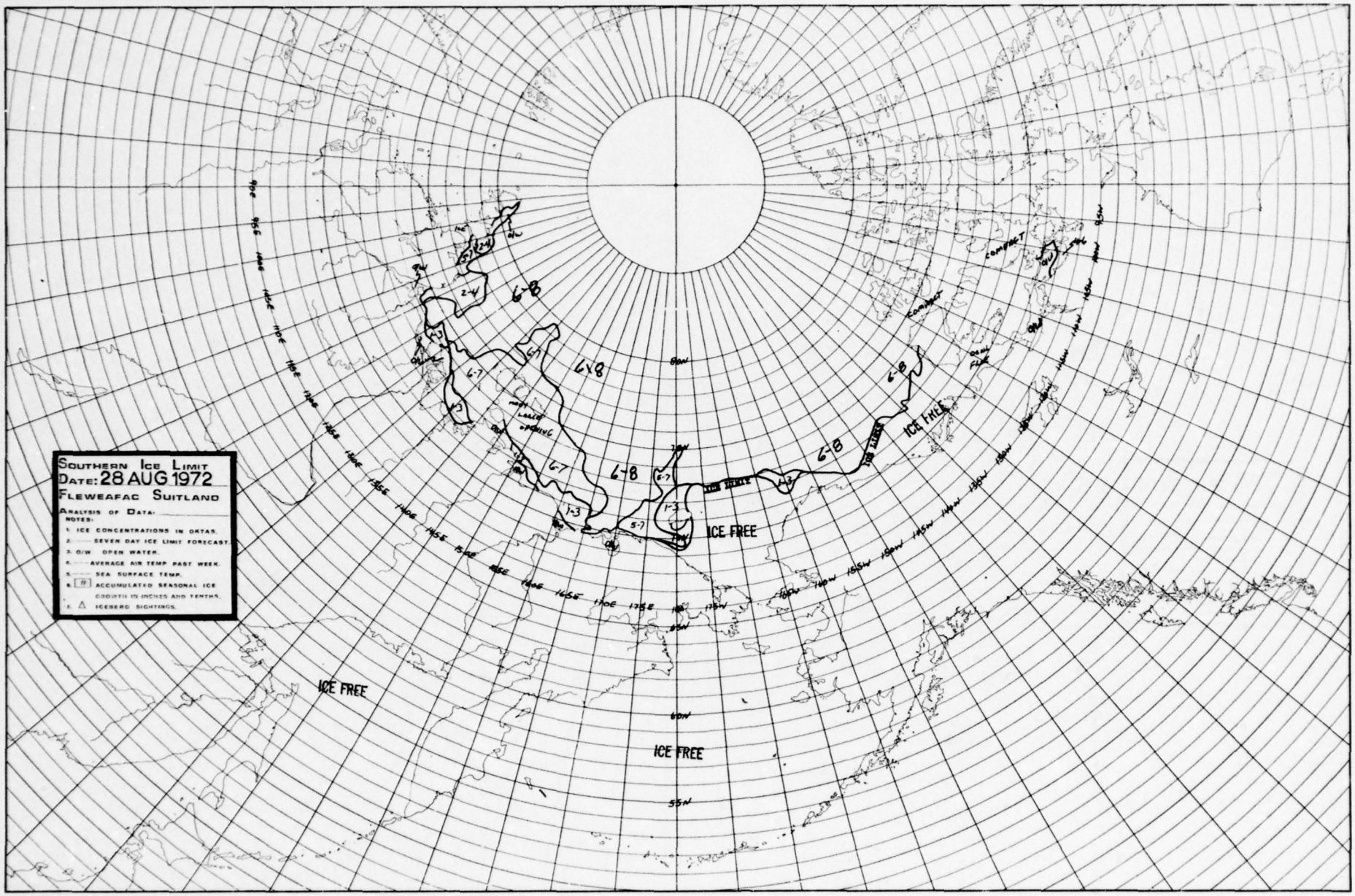
SOUTHERN ICE LIMIT
DATE: 28 AUG 1972
FLEWEAFAC SUITLAND
ANALYSIS OF DATA:
NOTES:
1. ICE CONCENTRATIONS IN OKTAS.
2. SEVEN DAY ICE LIMIT FORECAST.
3. O/W OPEN WATER.
4. AVERAGE AIR TEMP PAST WEEK.
5. SEA SURFACE TEMP.
6. # ACCUMULATED SEASONAL ICE GROWTH IN INCHES AND TENTHS.
7. △ ICEBERG SIGHTINGS.
ICE FREE
ICE FREE
ICE FREE
ICE FREE
ICE LIMIT
ICE LIMIT
COMPACT
COMPACT
6-8
6-8
6-8
6-8
6-7
6-7
6-7
2-4
1-3
1-3
1-3
5-7
5-7
80N
70N
65N
60N
55N

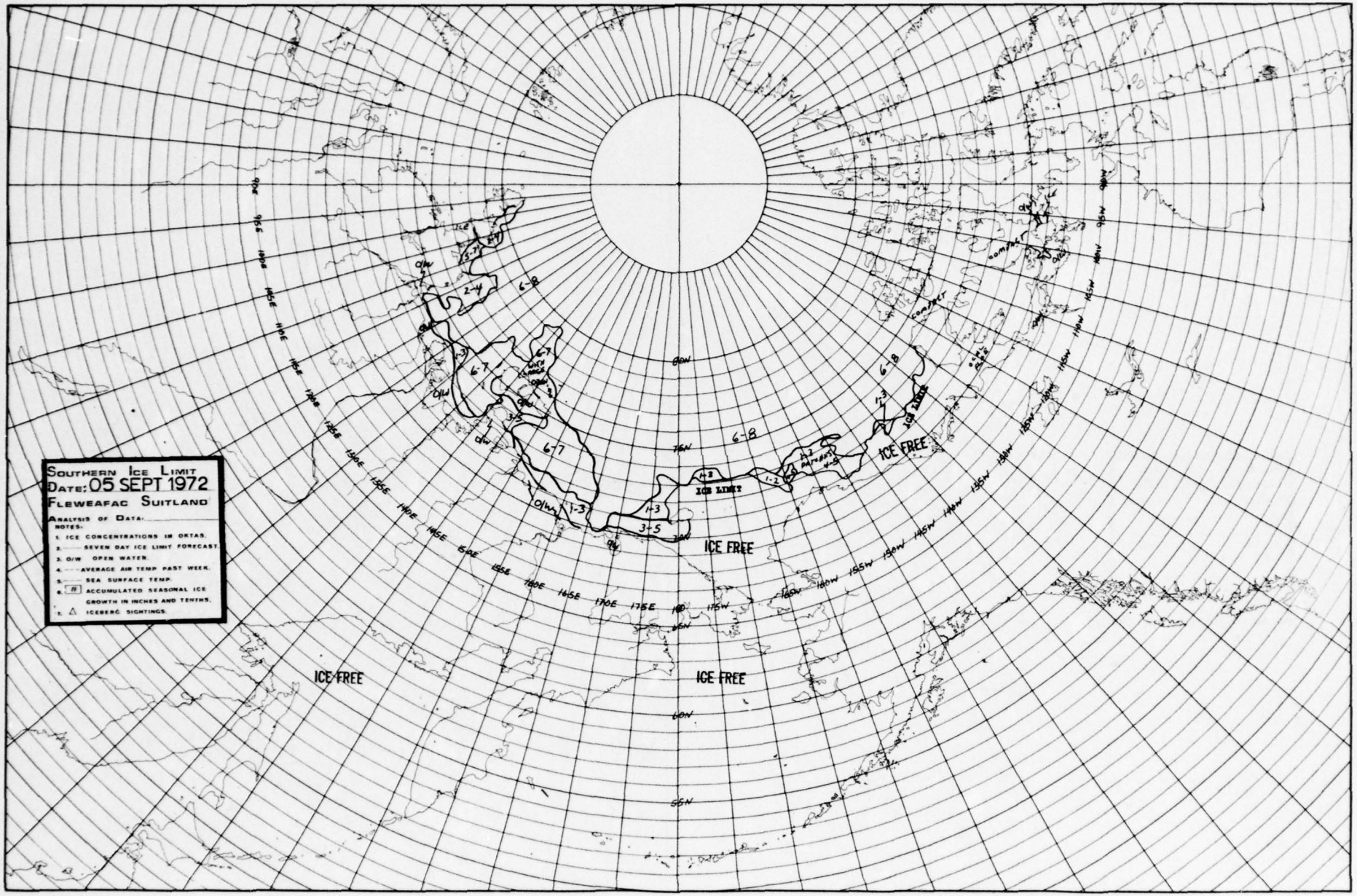
SOUTHERN ICE LIMIT
DATE: 05 SEPT 1972
FLEWEAFAC SUITLAND
ANALYSIS OF DATA:
NOTES:
1. ICE CONCENTRATIONS IN OKTAS.
2. SEVEN DAY ICE LIMIT FORECAST.
3. O/W OPEN WATER.
4. AVERAGE AIR TEMP PAST WEEK.
5. SEA SURFACE TEMP.
6. # ACCUMULATED SEASONAL ICE GROWTH IN INCHES AND TENTHS.
7. △ ICEBERG SIGHTINGS.
ICE FREE
ICE FREE
ICE FREE
ICE FREE
ICE LIMIT
ICE LIMIT
80N
75N
70N
65N
60N
55N
90E
95E
100E
105E
110E
115E
120E
125E
130E
135E
140E
145E
150E
155E
160E
165E
170E
175E
180
175W
170W
165W
160W
155W
150W
145W
140W
135W
130W
125W
120W
115W
110W
105W
100W
95W
90W

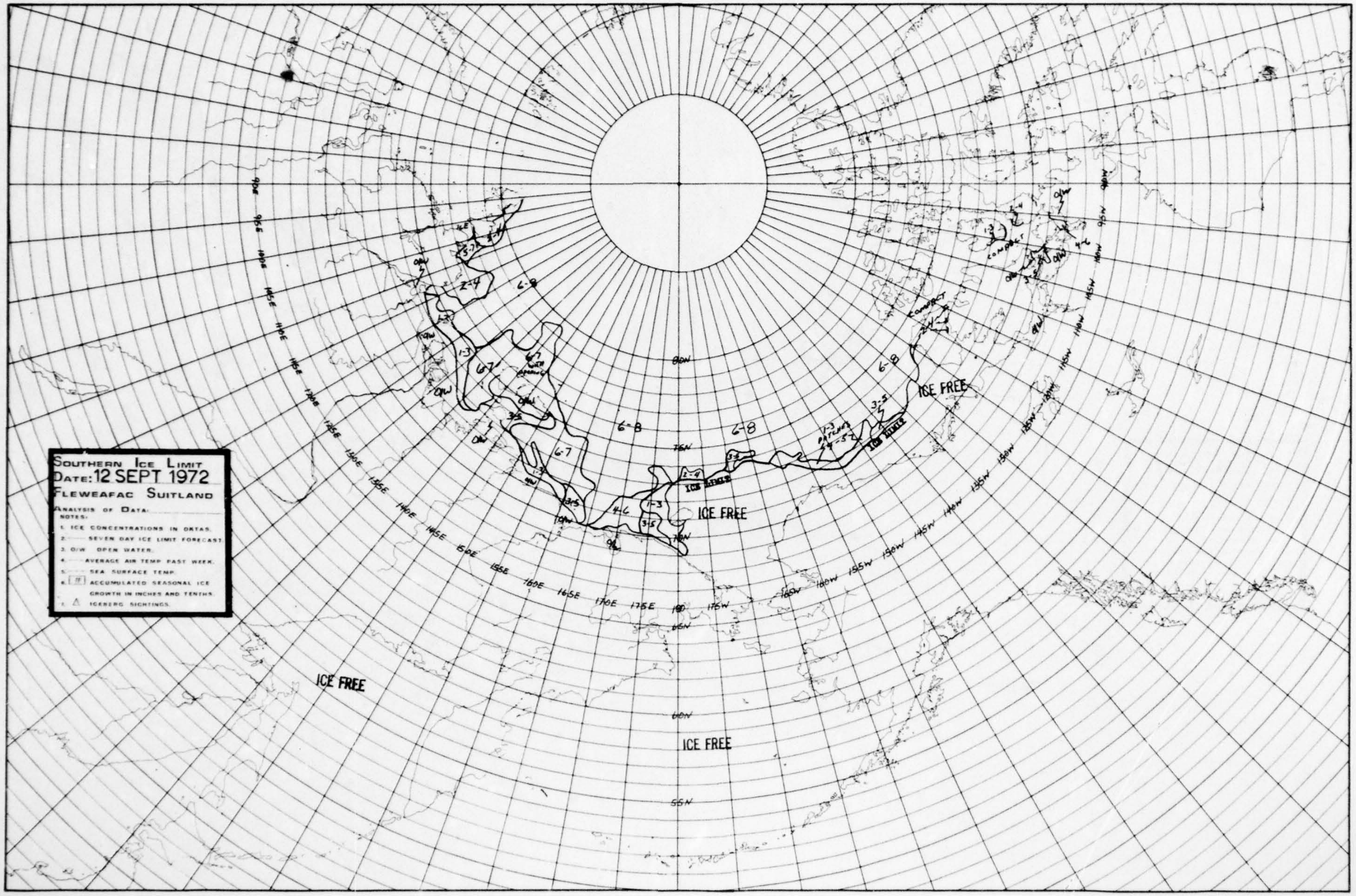
SOUTHERN ICE LIMIT
DATE: 12 SEPT 1972
FLEWEAFAC SUITLAND
ANALYSIS OF DATA:
NOTES:
1. ICE CONCENTRATIONS IN OKTAS.
2. SEVEN DAY ICE LIMIT FORECAST.
3. O/W OPEN WATER.
4. AVERAGE AIR TEMP PAST WEEK.
5. SEA SURFACE TEMP.
6. ACCUMULATED SEASONAL ICE GROWTH IN INCHES AND TENTHS.
7. △ ICEBERG SIGHTINGS.
ICE FREE
ICE FREE
ICE FREE
ICE FREE
6-8
6-8
6-8
6-7
6-7
2-4
1-3
3-5
4-6
80N
75N
70N
65N
60N
55N

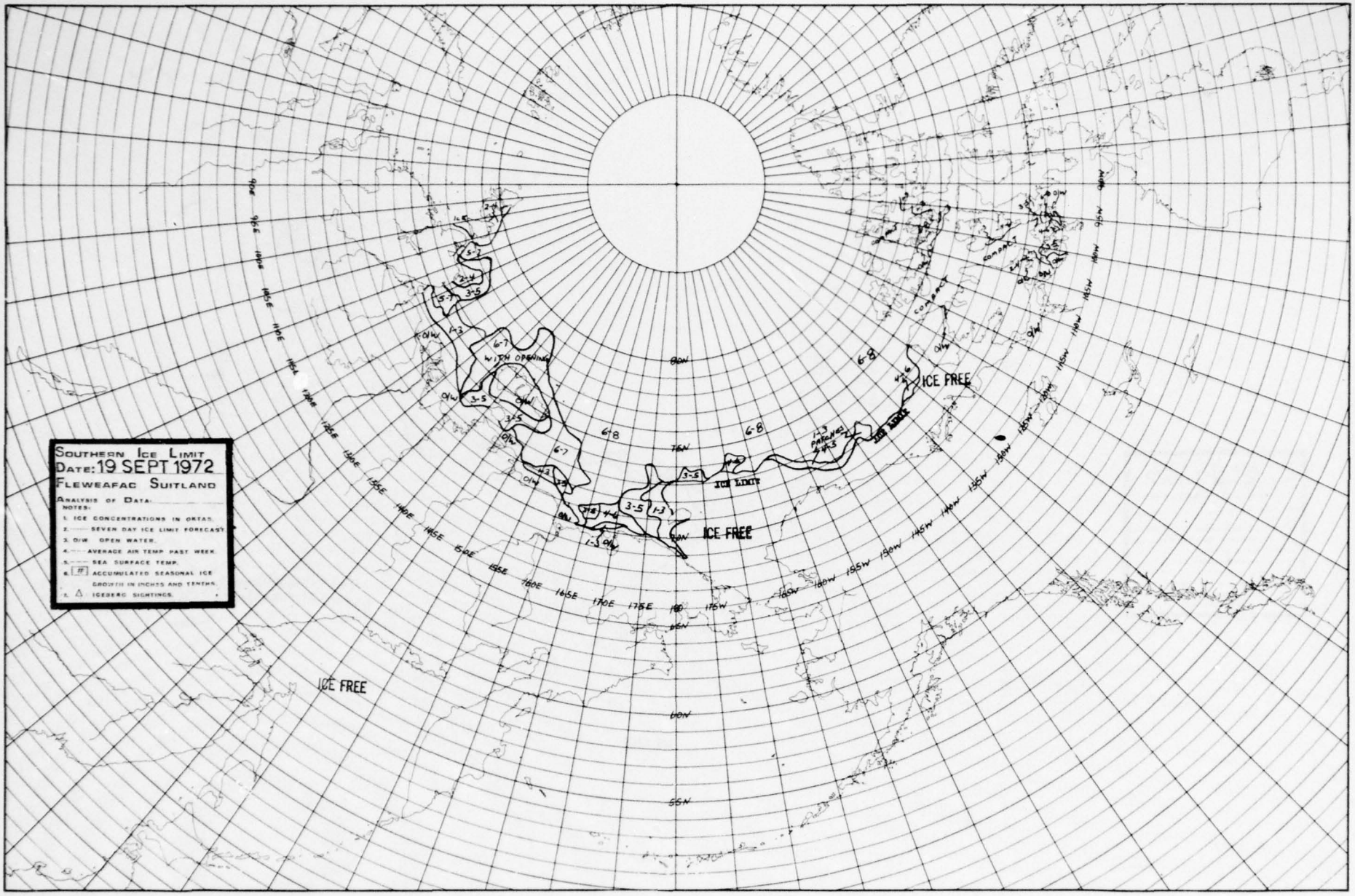
SOUTHERN ICE LIMIT
DATE: 19 SEPT 1972
FLEWEAFAC SUITLAND
ANALYSIS OF DATA:
NOTES:
1. ICE CONCENTRATIONS IN OKTAS.
2. SEVEN DAY ICE LIMIT FORECAST
3. O/W OPEN WATER.
4. AVERAGE AIR TEMP PAST WEEK.
5. SEA SURFACE TEMP.
6. ACCUMULATED SEASONAL ICE GROWTH IN INCHES AND TENTHS.
7. ICEBERG SIGHTINGS.
ICE FREE
ICE FREE
ICE FREE
ICE LIMIT
WITH OPENING
COMPACT
COMPACT
80N
75N
65N
60N
55N

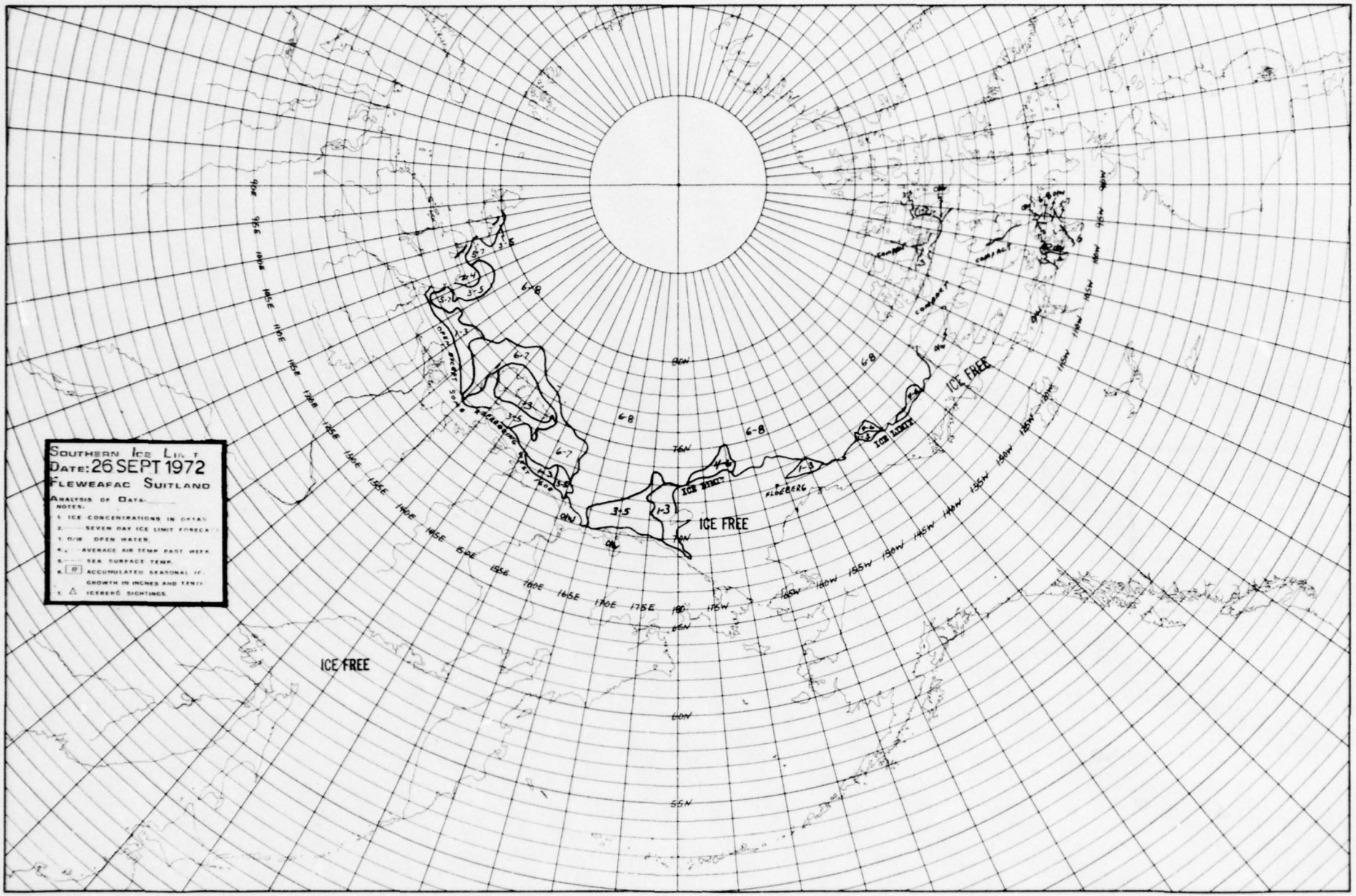
SOUTHERN ICE LIMIT
DATE: 26 SEPT 1972
FLEWEAFAC SUITLAND
ANALYSIS OF DATA:
NOTES:
1. ICE CONCENTRATIONS IN OKTAS
2. SEVEN DAY ICE LIMIT FORECA
3. O/W OPEN WATER
4. AVERAGE AIR TEMP PAST WEEK
5. SEA SURFACE TEMP.
6. # ACCUMULATED SEASONAL IC GROWTH IN INCHES AND TENTH
7. △ ICEBERG SIGHTINGS
ICE FREE
ICE FREE
ICE FREE
ICE LIMIT
ICE LIMIT
FLOEBERG
COMPACT
COMPACT
6-8
6-8
6-8
6-7
6-7
3-5
1-3
3-5
1-3
80N
75N
70N
65N
60N
55N
90E
95E
100E
105E
110E
115E
120E
125E
130E
135E
140E
145E
150E
155E
160E
165E
170E
175E
180
175W
165W
160W
155W
150W
145W
140W
135W
130W
125W
120W
115W
110W
105W
100W
95W
90W

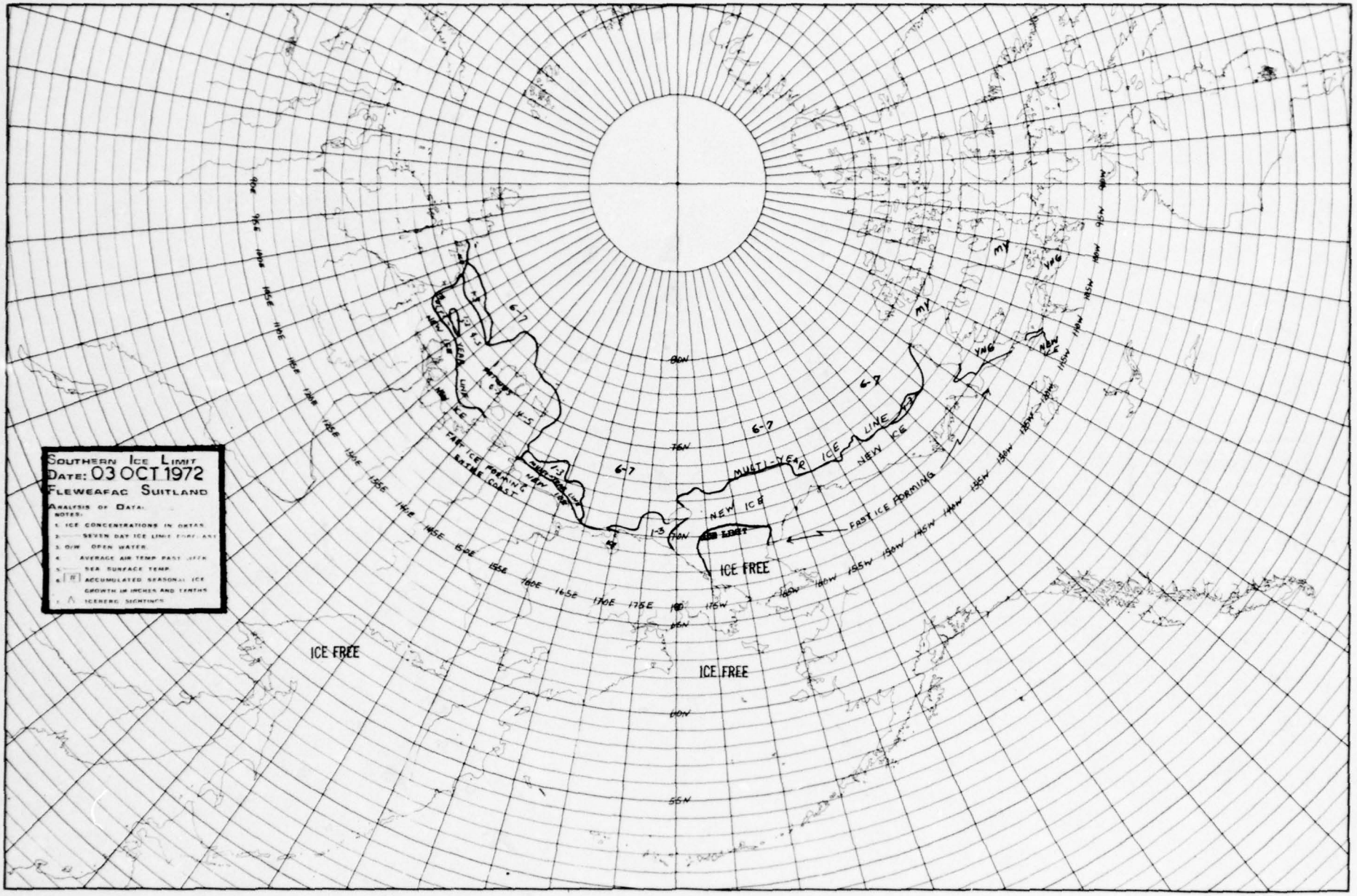
SOUTHERN ICE LIMIT
DATE: 03 OCT 1972
FLEWEAFAC SUITLAND
ANALYSIS OF DATA:
NOTES:
1. ICE CONCENTRATIONS IN OKTAS
2. SEVEN DAY ICE LIMIT FORECAST
3. O/W OPEN WATER
4. AVERAGE AIR TEMP PAST WEEK
5. SEA SURFACE TEMP
6. ACCUMULATED SEASONAL ICE GROWTH IN INCHES AND TENTHS
7. ICEBERG SIGHTINGS
ICE FREE
ICE FREE
ICE FREE
MULTI-YEAR ICE LINE
NEW ICE
FAST ICE FORMING
FAST ICE FORMING ENTIRE COAST
6-7
MY
YNG
80N
75N
70N
65N
60N
55N

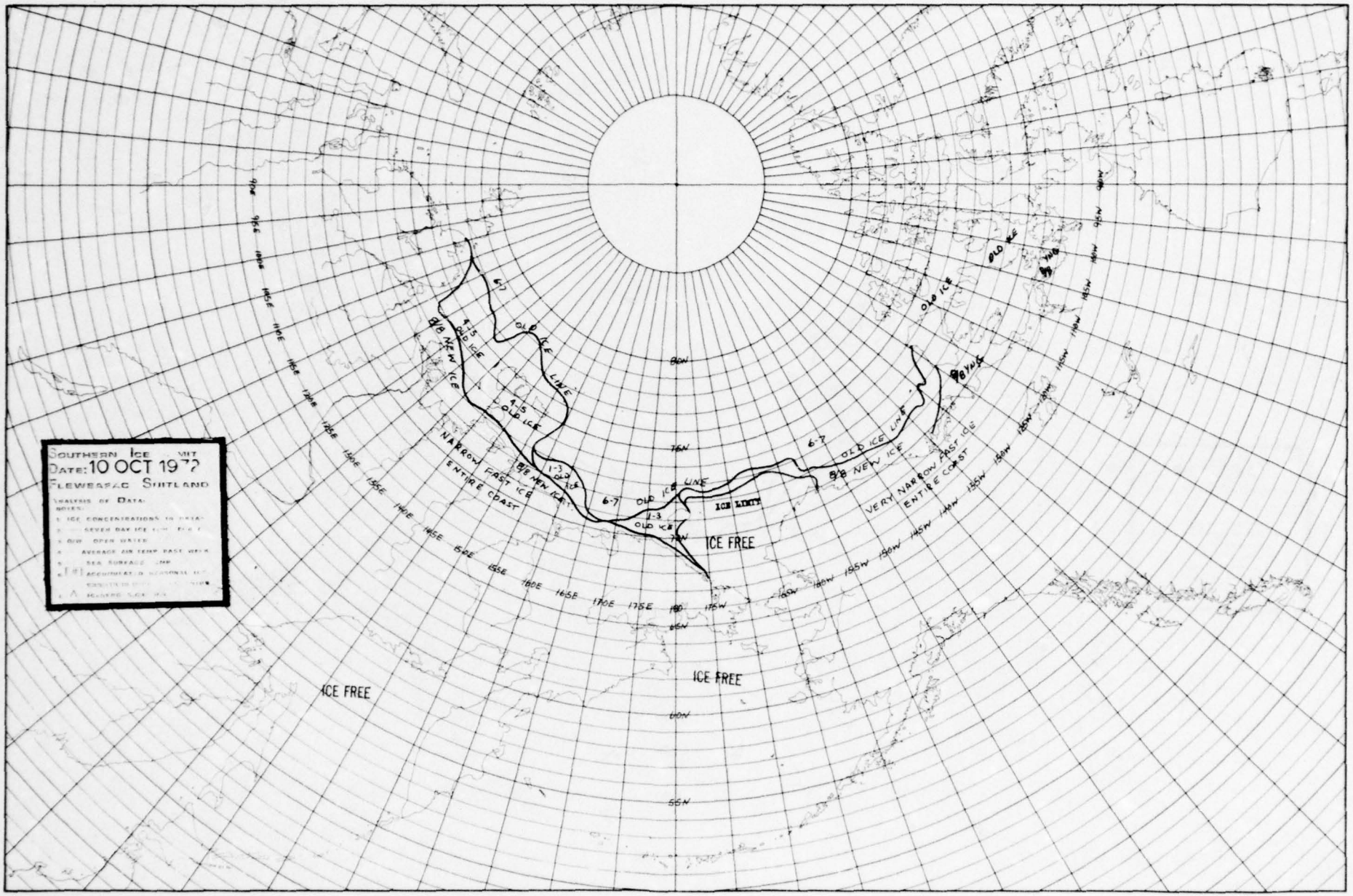

SOUTHERN ICE
DATE: 10 OCT 1972
FLEWEAFAC SHITLAND
ANALYSIS OF DATA
NOTES:
ICE CONCENTRATIONS IN DATA
SEVEN DAY ICE
O/W OPEN WATER
AVERAGE AIR TEMP PAST WEEK
SEA SURFACE
ACCUMULATED SEASONAL
ICE FREE
ICE FREE
ICE FREE
OLD ICE LINE
OLD ICE
8/8 NEW ICE
NARROW FAST ICE
ENTIRE COAST
VERY NARROW FAST ICE
ENTIRE COAST
ICE LIMIT
6-7
4-5
1-3
80N
75N
70N
65N
60N
55N

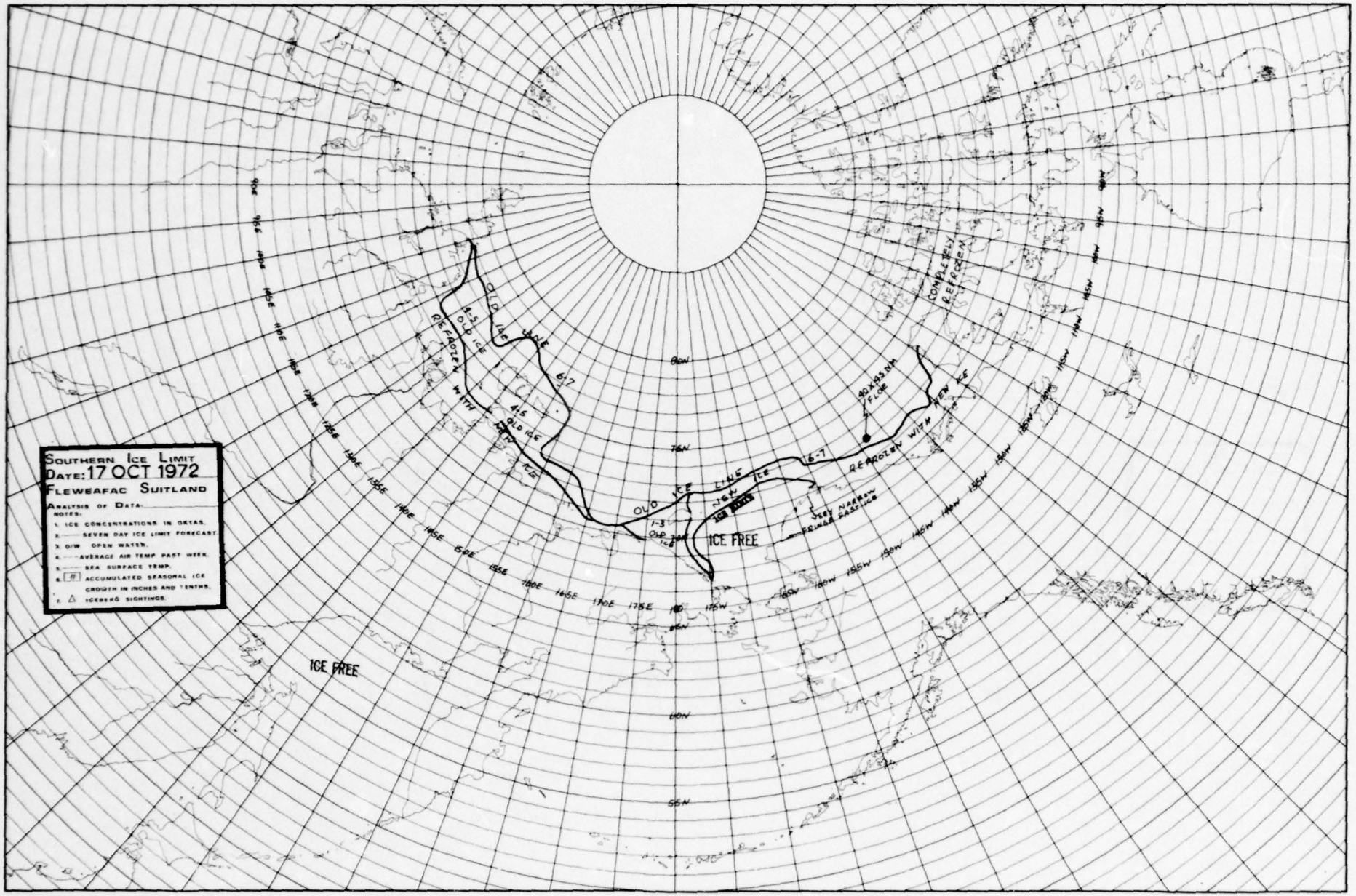

SOUTHERN ICE LIMIT
DATE: 17 OCT 1972
FLEWEAFAC SUITLAND
ANALYSIS OF DATA:
NOTES:
1. ICE CONCENTRATIONS IN OKTAS.
2. SEVEN DAY ICE LIMIT FORECAST.
3. O/W OPEN WATER.
4. AVERAGE AIR TEMP PAST WEEK.
5. SEA SURFACE TEMP.
6. # ACCUMULATED SEASONAL ICE GROWTH IN INCHES AND TENTHS.
7. △ ICEBERG SIGHTINGS.
ICE FREE
ICE FREE
OLD ICE LINE
OLD ICE
NEW ICE
REFROZEN WITH NEW ICE
COMPLETELY REFROZEN
40 X 45 NM FLOE
VERY NARROW FRINGE FAST ICE
80N
75N
65N
60N
55N

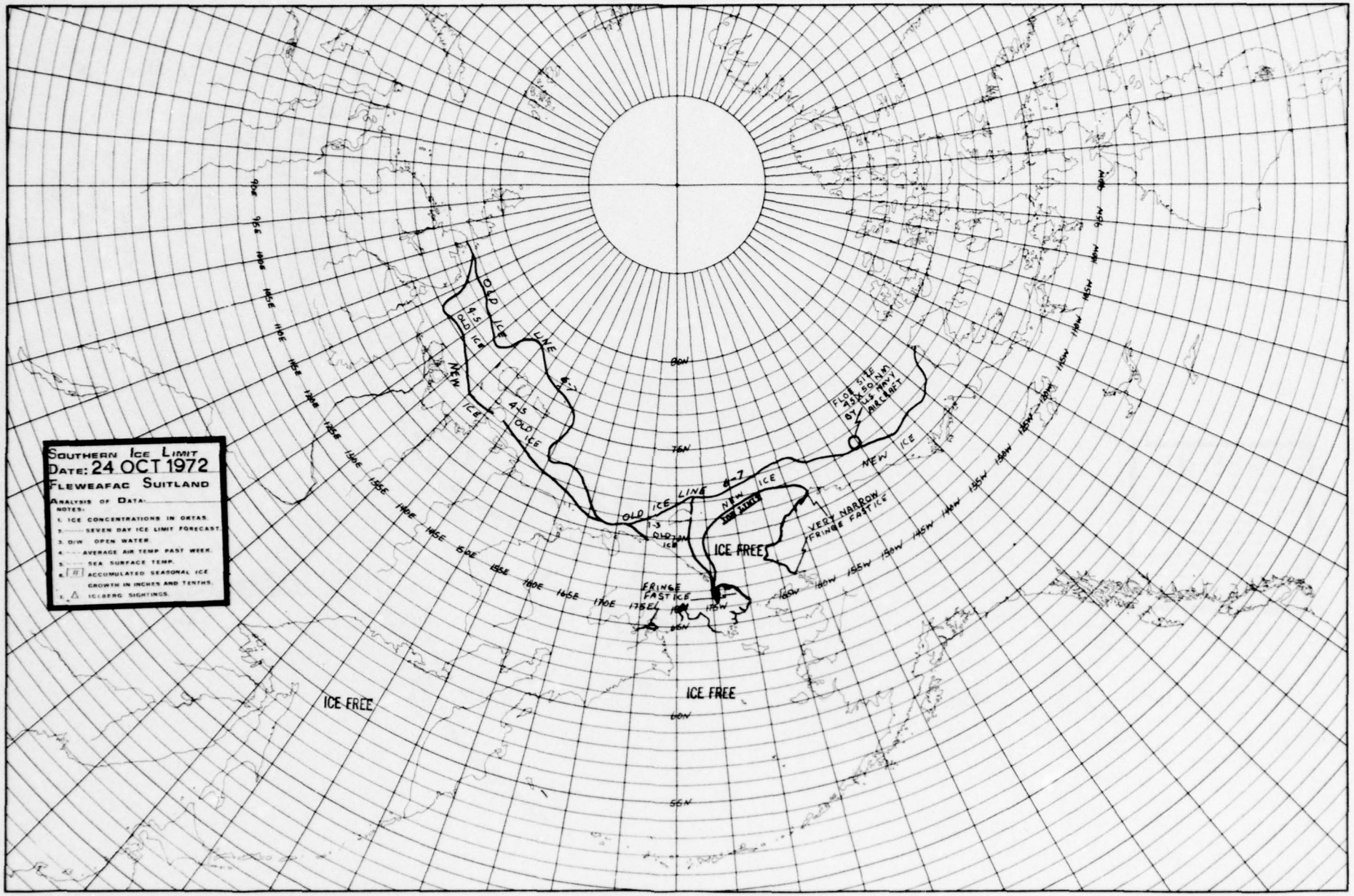
SOUTHERN ICE LIMIT
DATE: 24 OCT 1972
FLEWEAFAC SUITLAND
ANALYSIS OF DATA:
NOTES:
1. ICE CONCENTRATIONS IN OKTAS.
2. SEVEN DAY ICE LIMIT FORECAST.
3. O/W OPEN WATER.
4. AVERAGE AIR TEMP PAST WEEK.
5. SEA SURFACE TEMP.
6. # ACCUMULATED SEASONAL ICE GROWTH IN INCHES AND TENTHS.
7. △ ICEBERG SIGHTINGS.
OLD ICE LINE 6-7
4-5 OLD ICE
NEW ICE
1-3 OLD ICE
FLOE SITE 45X50 NM BY U.S. NAVY AIRCRAFT
VERY NARROW FRINGE FAST ICE
FRINGE FAST ICE
ICE FREE
ICE FREE
ICE FREE
80N
75N
65N
60N
55N
90E
95E
100E
105E
110E
115E
120E
125E
130E
135E
140E
145E
150E
155E
160E
165E
170E
175E
180
175W
165W
160W
155W
150W
145W
140W
135W
130W
125W
120W
115W
110W
105W
100W
95W
90W

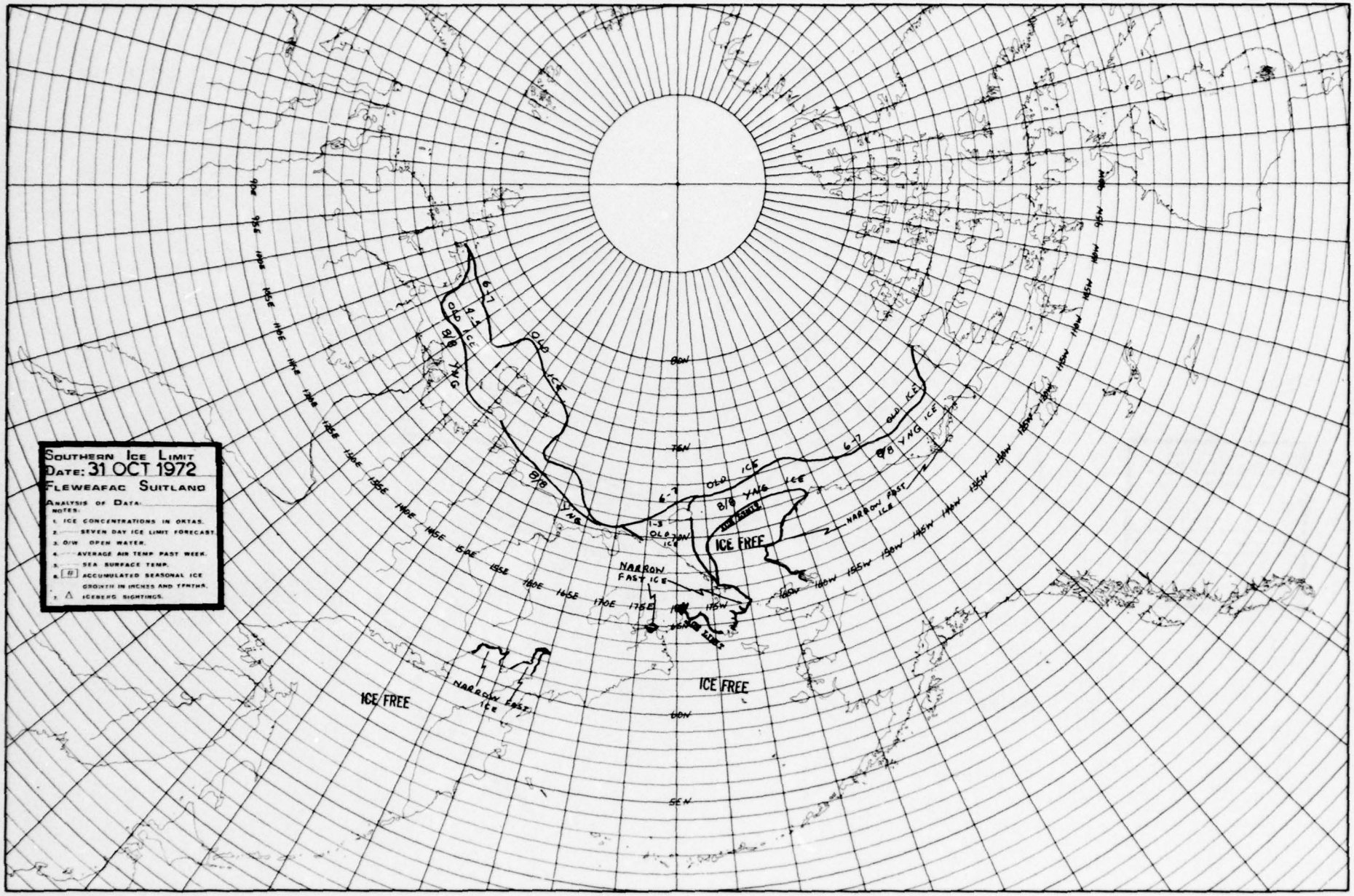
SOUTHERN ICE LIMIT
DATE: 31 OCT 1972
FLEWEAFAC SUITLAND
ANALYSIS OF DATA:
NOTES:
1. ICE CONCENTRATIONS IN OKTAS.
2. SEVEN DAY ICE LIMIT FORECAST.
3. O/W OPEN WATER.
4. AVERAGE AIR TEMP PAST WEEK.
5. SEA SURFACE TEMP.
6. # ACCUMULATED SEASONAL ICE GROWTH IN INCHES AND TENTHS.
7. △ ICEBERG SIGHTINGS.
ICE FREE
ICE FREE
ICE FREE
NARROW FAST ICE
NARROW FAST ICE
NARROW FAST ICE
OLD ICE
OLD ICE
OLD ICE
OLD ICE
8/8 YNG
8/8 YNG
8/8 YNG ICE
8/8 YNG ICE
6-7
6-7
6-7
4-4
1-3
80N
75N
70N
65N
60N
55N
90E
95E
100E
105E
110E
115E
120E
125E
130E
135E
140E
145E
150E
155E
160E
165E
170E
175E
175W
160W
155W
150W
145W
140W
135W
130W
125W
120W
115W
110W
105W
100W
95W
90W

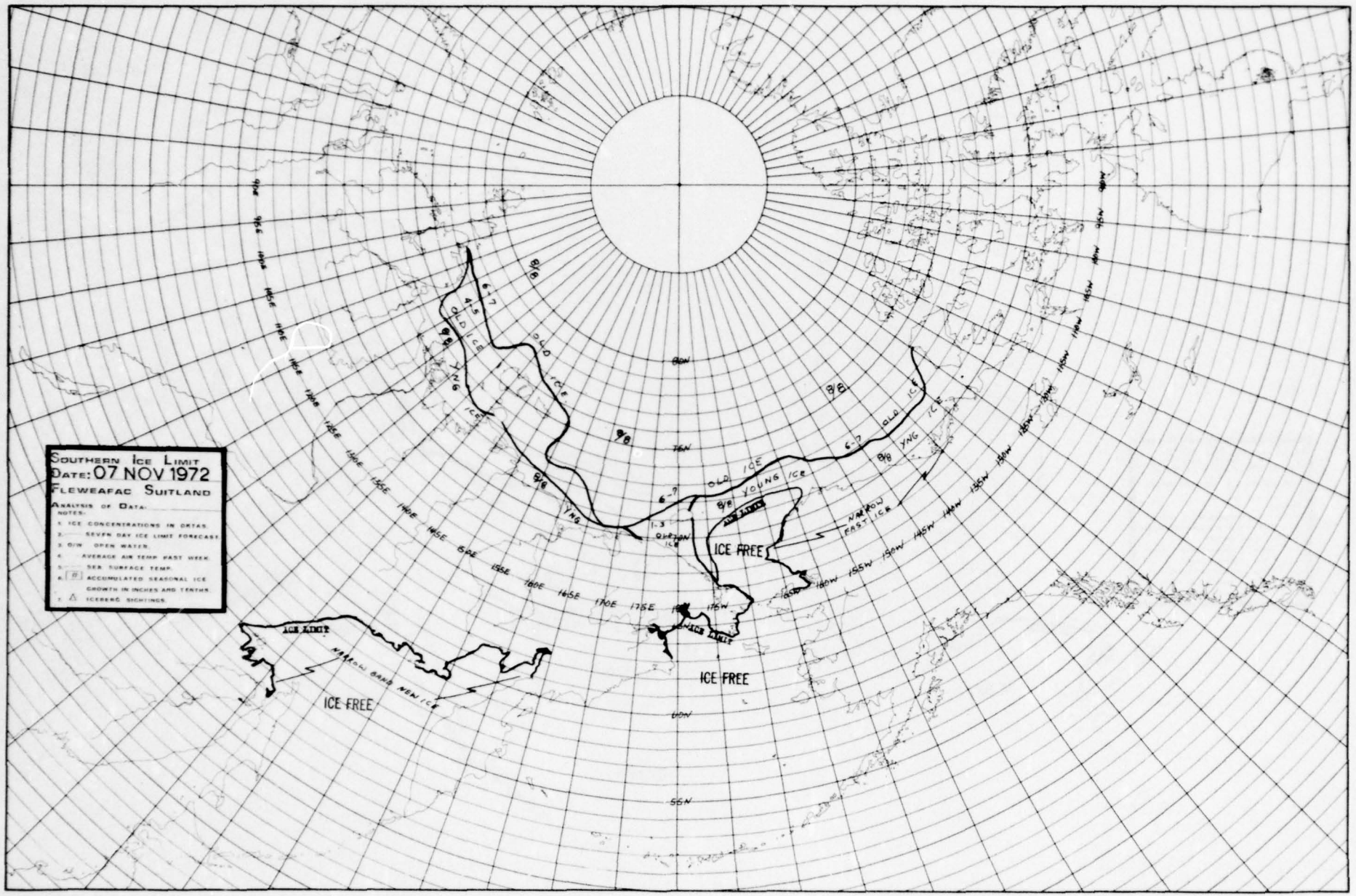
SOUTHERN ICE LIMIT
DATE: 07 NOV 1972
FLEWEAFAC SUITLAND
ANALYSIS OF DATA
NOTES:
1. ICE CONCENTRATIONS IN OKTAS.
2. SEVEN DAY ICE LIMIT FORECAST.
3. O/W OPEN WATER.
4. AVERAGE AIR TEMP PAST WEEK.
5. SEA SURFACE TEMP.
6. ACCUMULATED SEASONAL ICE GROWTH IN INCHES AND TENTHS.
7. ICEBERG SIGHTINGS.
ICE FREE
ICE FREE
ICE FREE
ICE LIMIT
ICE LIMIT
NARROW BAND NEW ICE
NARROW FAST ICE
OLD ICE
YOUNG ICE
YNG ICE
8/8
6-7
4-5
1-3
80N
75N
60N
55N

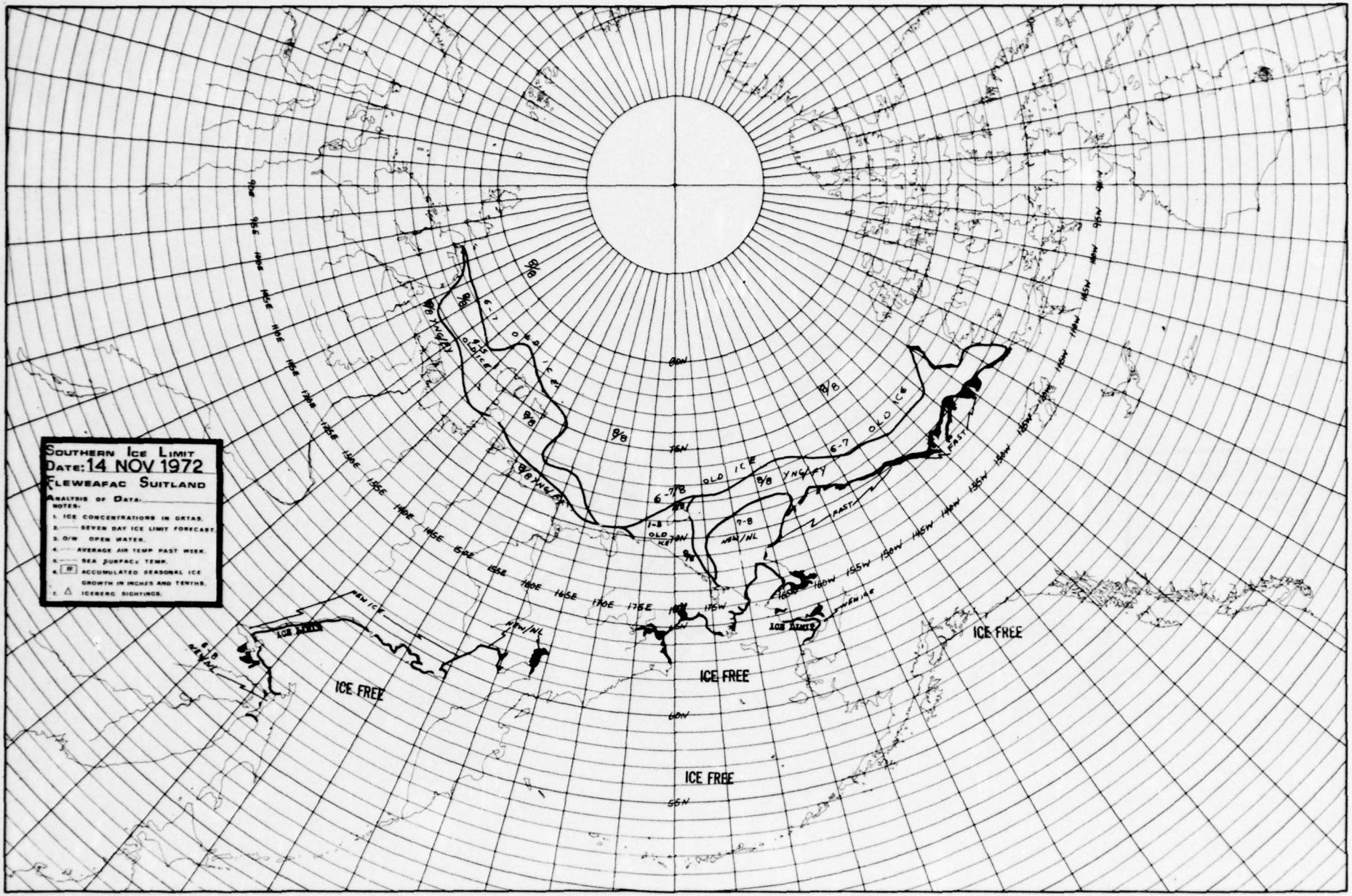
SOUTHERN ICE LIMIT
DATE: 14 NOV 1972
FLEWEAFAC SUITLAND
ANALYSIS OF DATA:
NOTES:
1. ICE CONCENTRATIONS IN OKTAS.
2. SEVEN DAY ICE LIMIT FORECAST.
3. O/W OPEN WATER.
4. AVERAGE AIR TEMP. PAST WEEK.
5. SEA SURFACE TEMP.
6. # ACCUMULATED SEASONAL ICE GROWTH IN INCHES AND TENTHS.
7. △ ICEBERG SIGHTINGS.
ICE FREE
ICE FREE
ICE FREE
ICE FREE
ICE LIMIT
ICE LIMIT
OLD ICE
NEW ICE
NEW/NL
FAST
8/8
6-7
7-8
80N
75N
70N
65N
60N
55N

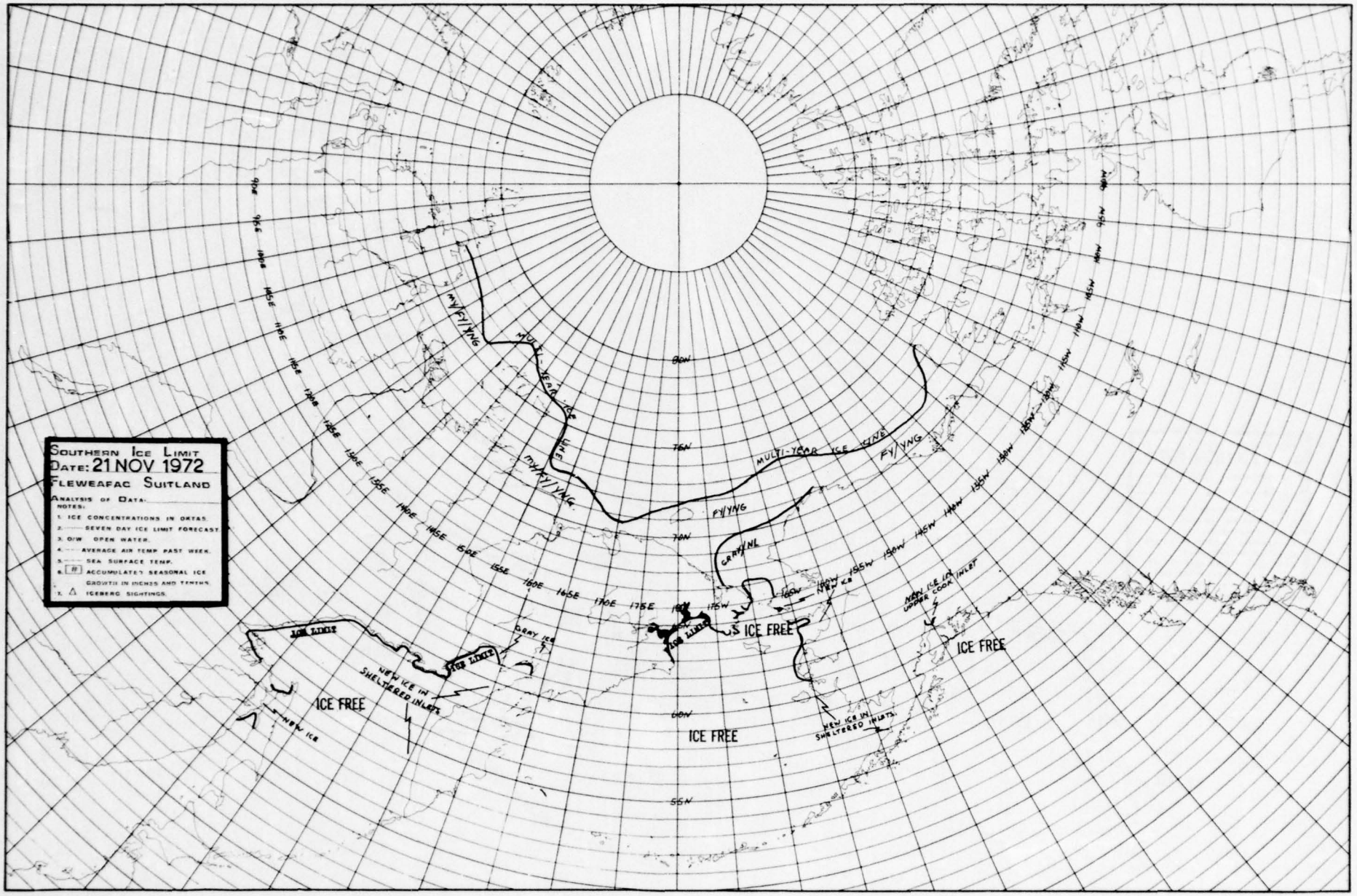

SOUTHERN ICE LIMIT
DATE: 21 NOV 1972
FLEWEAFAC SUITLAND
ANALYSIS OF DATA:
NOTES:
1. ICE CONCENTRATIONS IN OKTAS.
2. SEVEN DAY ICE LIMIT FORECAST.
3. O/W OPEN WATER.
4. AVERAGE AIR TEMP PAST WEEK.
5. SEA SURFACE TEMP.
6. # ACCUMULATED SEASONAL ICE GROWTH IN INCHES AND TENTHS.
7. △ ICEBERG SIGHTINGS.
MULTI-YEAR ICE LINE
MY/FY/YNG
FY/YNG
GRAY/NL
ICE LIMIT
ICE FREE
NEW ICE IN SHELTERED INLETS
NEW ICE IN UPPER COOK INLET
GRAY ICE
NEW ICE
80N
75N
70N
65N
60N
55N

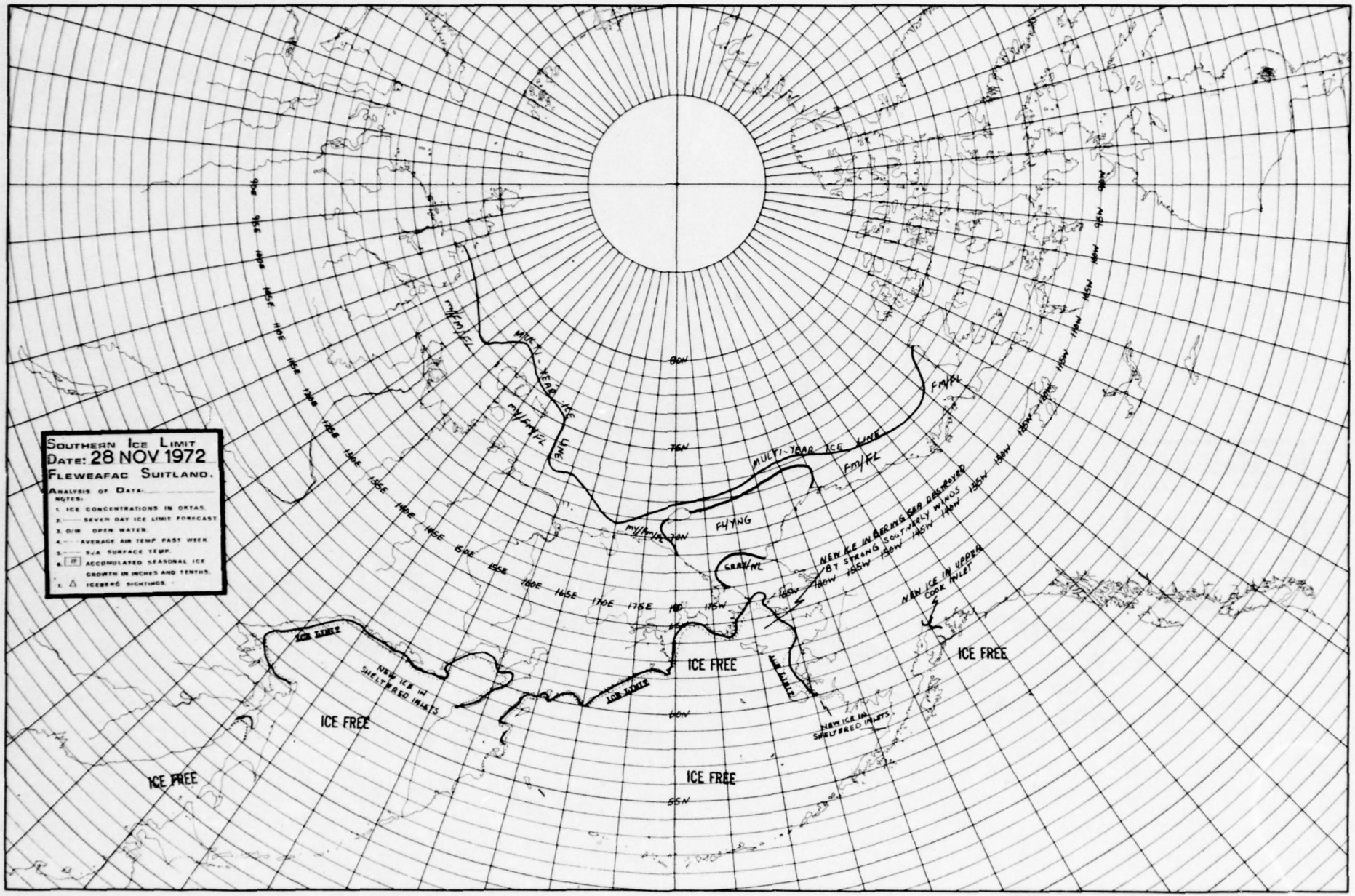

SOUTHERN ICE LIMIT
DATE: 28 NOV 1972
FLEWEAFAC SUITLAND.
ANALYSIS OF DATA:
NOTES:
1. ICE CONCENTRATIONS IN OKTAS.
2. SEVEN DAY ICE LIMIT FORECAST
3. O/W OPEN WATER.
4. AVERAGE AIR TEMP PAST WEEK
5. S/A SURFACE TEMP.
6. ACCUMULATED SEASONAL ICE GROWTH IN INCHES AND TENTHS.
7. ICEBERG SIGHTINGS.
MULTI-YEAR ICE LINE
MULTI-YEAR ICE LINE
FM/FL
FM/FL
FL/YNG
GRAY/NL
NEW ICE IN BERING SEA DESTROYED BY STRONG SOUTHERLY WINDS
NEW ICE IN UPPER COOK INLET
NEW ICE IN SHELTERED INLETS
NEW ICE IN SHELTERED INLETS
ICE LIMIT
ICE LIMIT
ICE LIMIT
ICE FREE
ICE FREE
ICE FREE
ICE FREE
ICE FREE
ICE FREE
80N
75N
70N
65N
60N
55N

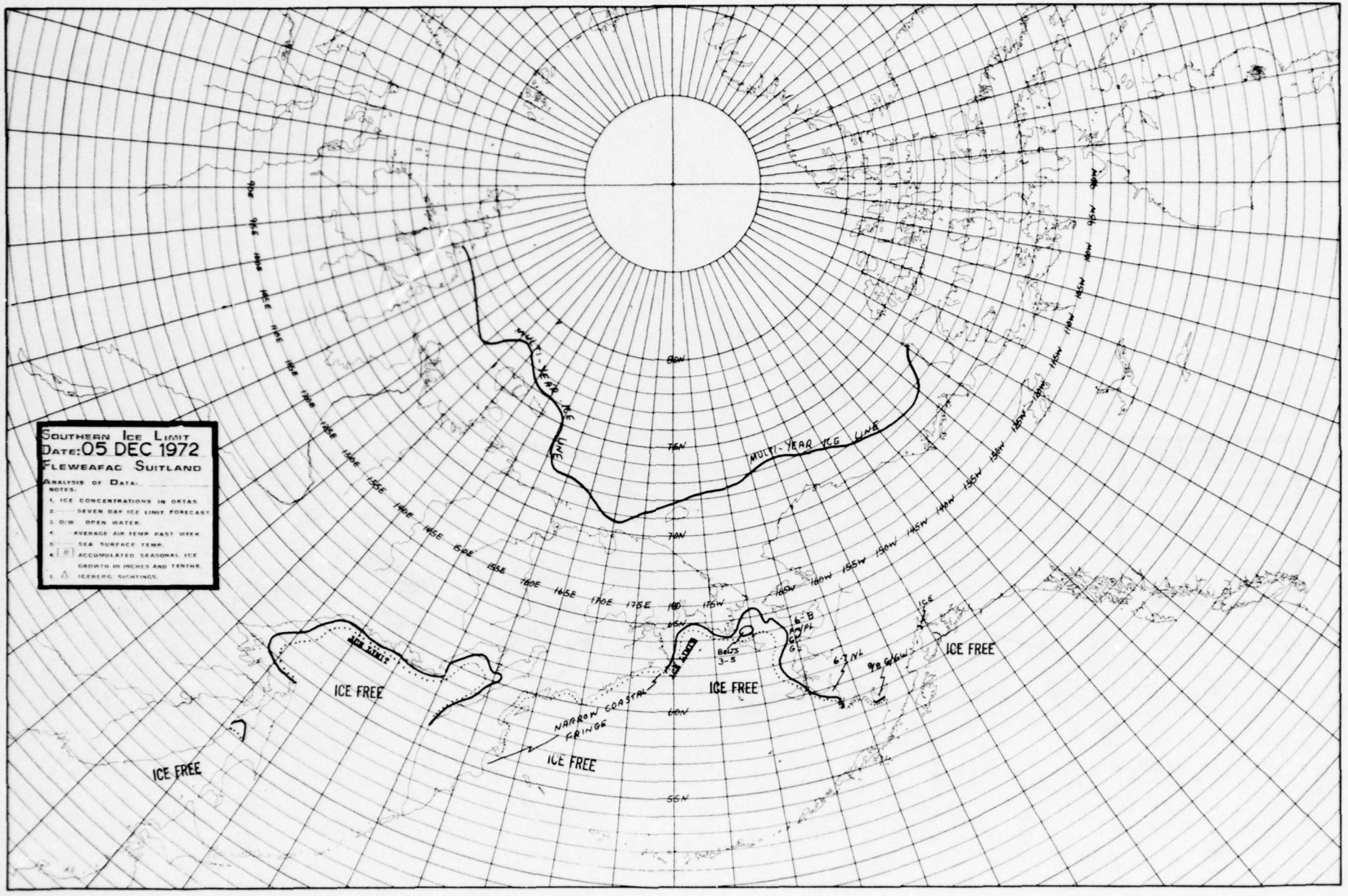

SOUTHERN ICE LIMIT
DATE: 05 DEC 1972
FLEWEAFAC SUITLAND
ANALYSIS OF DATA:
NOTES:
1. ICE CONCENTRATIONS IN OKTAS.
2. SEVEN DAY ICE LIMIT FORECAST.
3. O/W OPEN WATER.
4. AVERAGE AIR TEMP PAST WEEK.
5. SEA SURFACE TEMP.
6. ACCUMULATED SEASONAL ICE GROWTH IN INCHES AND TENTHS.
7. ICEBERG SIGHTINGS.
MULTI-YEAR ICE LINE
MULTI-YEAR ICE LINE
ICE LIMIT
ICE LIMIT
ICE FREE
ICE FREE
ICE FREE
ICE FREE
ICE FREE
NARROW COASTAL FRINGE
BELTS 3-5
6-8
6-7 NL
9/8 G/GW
ICE
80N
75N
70N
65N
60N
55N

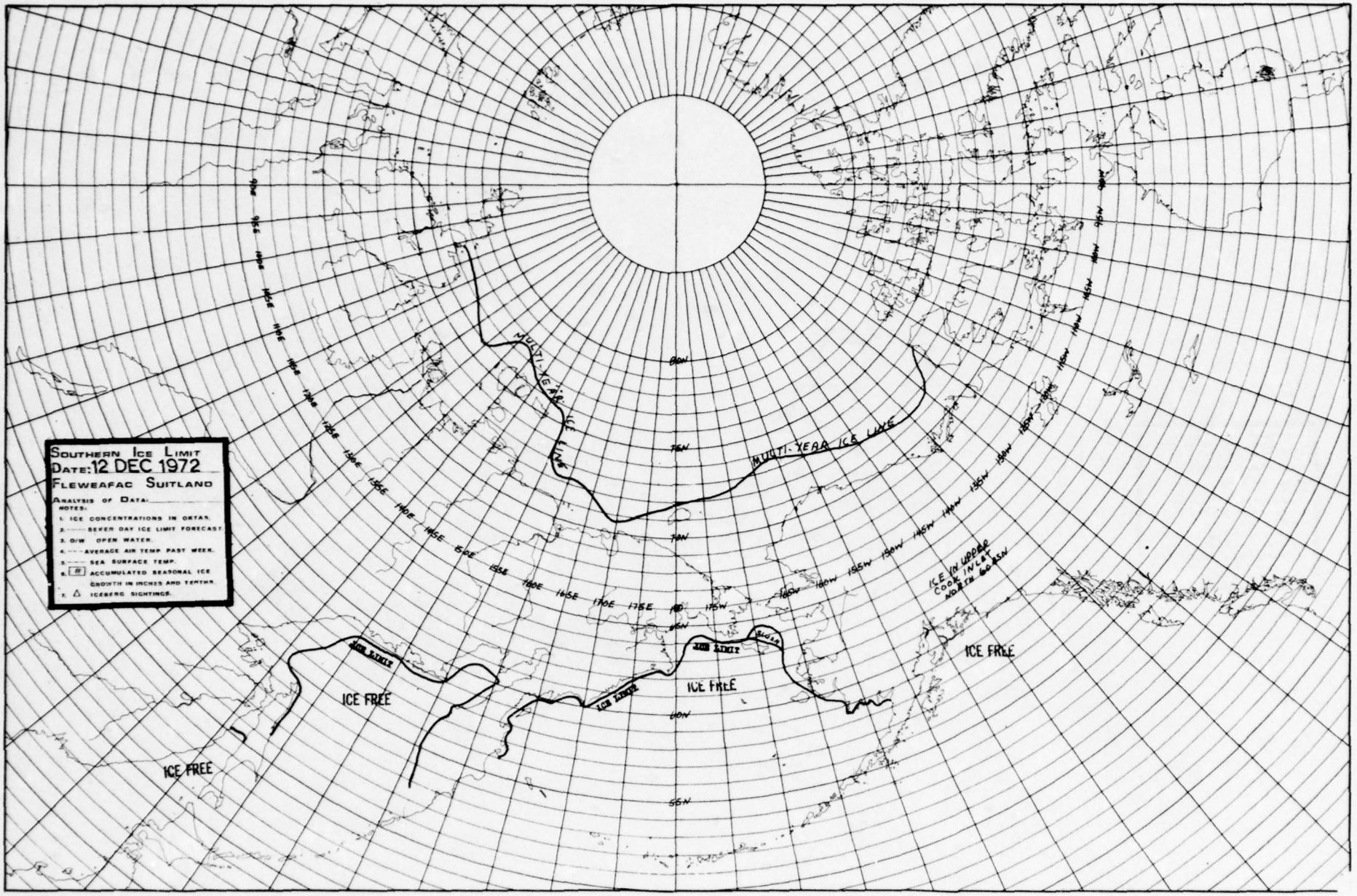

SOUTHERN ICE LIMIT
DATE: 12 DEC 1972
FLEWEAFAC SUITLAND
ANALYSIS OF DATA:
NOTES:
1. ICE CONCENTRATIONS IN OKTAS.
2. SEVEN DAY ICE LIMIT FORECAST.
3. O/W OPEN WATER.
4. AVERAGE AIR TEMP PAST WEEK.
5. SEA SURFACE TEMP.
6. ACCUMULATED SEASONAL ICE GROWTH IN INCHES AND TENTHS.
7. ICEBERG SIGHTINGS.
MULTI-YEAR ICE LINE
MULTI-YEAR ICE LINE
ICE IN UPPER COOK INLET NORTH 60 ASN
ICE LIMIT
ICE LIMIT
ICE LIMIT
ICE FREE
ICE FREE
ICE FREE
ICE FREE
80N
75N
70N
65N
60N
55N

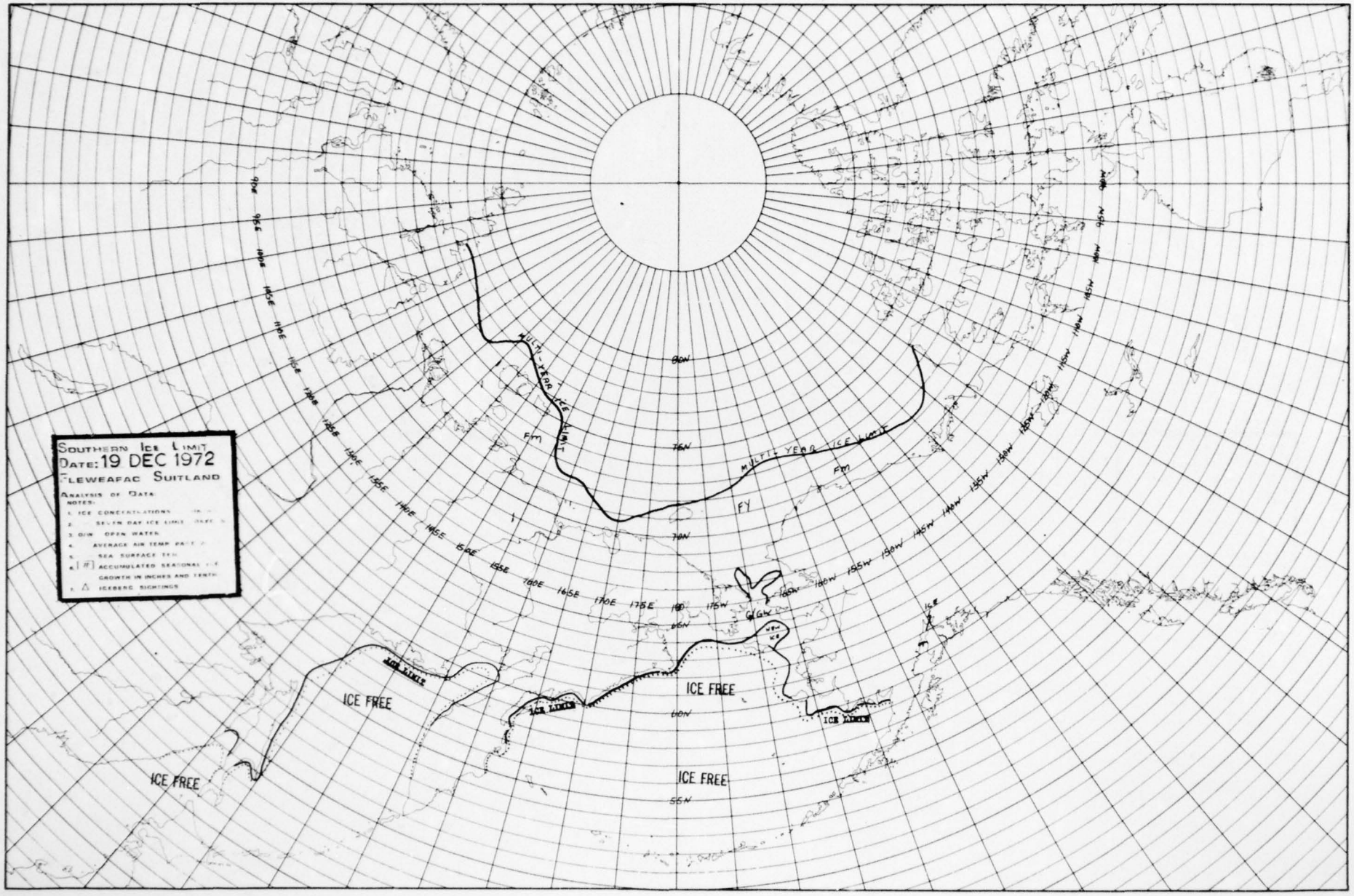
SOUTHERN ICE LIMIT
DATE: 19 DEC 1972
FLEWEAFAC SUITLAND
ANALYSIS OF DATA
NOTES:
1. ICE CONCENTRATIONS
2. SEVEN DAY ICE LIMIT
3. O/W OPEN WATER
4. AVERAGE AIR TEMP
5. SEA SURFACE TEMP
6. ACCUMULATED SEASONAL ICE GROWTH IN INCHES AND TENTH
7. ICEBERG SIGHTINGS
MULTI-YEAR ICE LIMIT
FM
FY
ICE FREE
ICE LIMIT
80N
75N
70N
65N
60N
55N
90E
95E
100E
105E
110E
115E
120E
125E
130E
135E
140E
145E
150E
155E
160E
165E
170E
175E
180
175W
180W
185W
190W
195W
200W
205W
210W
215W
220W
225W
230W
235W
240W
245W
250W
255W
260W
265W
270W
275W
280W
285W
290W

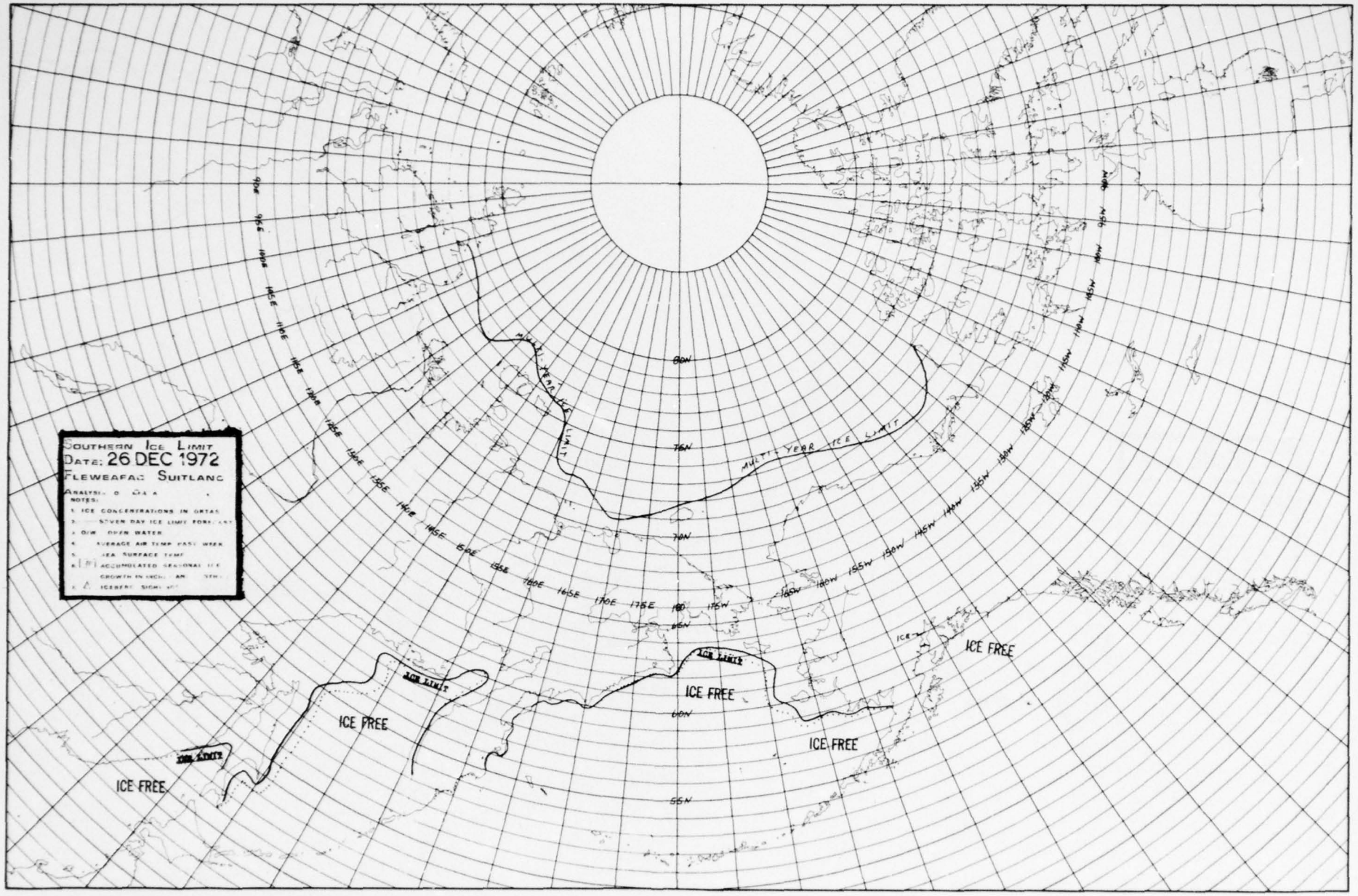
SOUTHERN ICE LIMIT
DATE: 26 DEC 1972
FLEWEAFAC SUITLANC
NOTES:
1. ICE CONCENTRATIONS IN OKTAS
2. SEVEN DAY ICE LIMIT FORECAST
3. OIW OPEN WATER
4. AVERAGE AIR TEMP PAST WEEK
5. SEA SURFACE TEMP
6. ACCUMULATED SEASONAL ICE GROWTH IN INCHES AS
7. ICEBERG SIGHTINGS
MULTI-YEAR ICE LIMIT
ICE LIMIT
ICE FREE
ICE
80N
75N
70N
65N
60N
55N
90E
95E
100E
105E
110E
115E
120E
125E
130E
135E
140E
145E
150E
155E
160E
165E
170E
175E
180
175W
170W
165W
160W
155W
150W
145W
140W
135W
130W
125W
120W
115W
110W
105W
100W
95W
90W

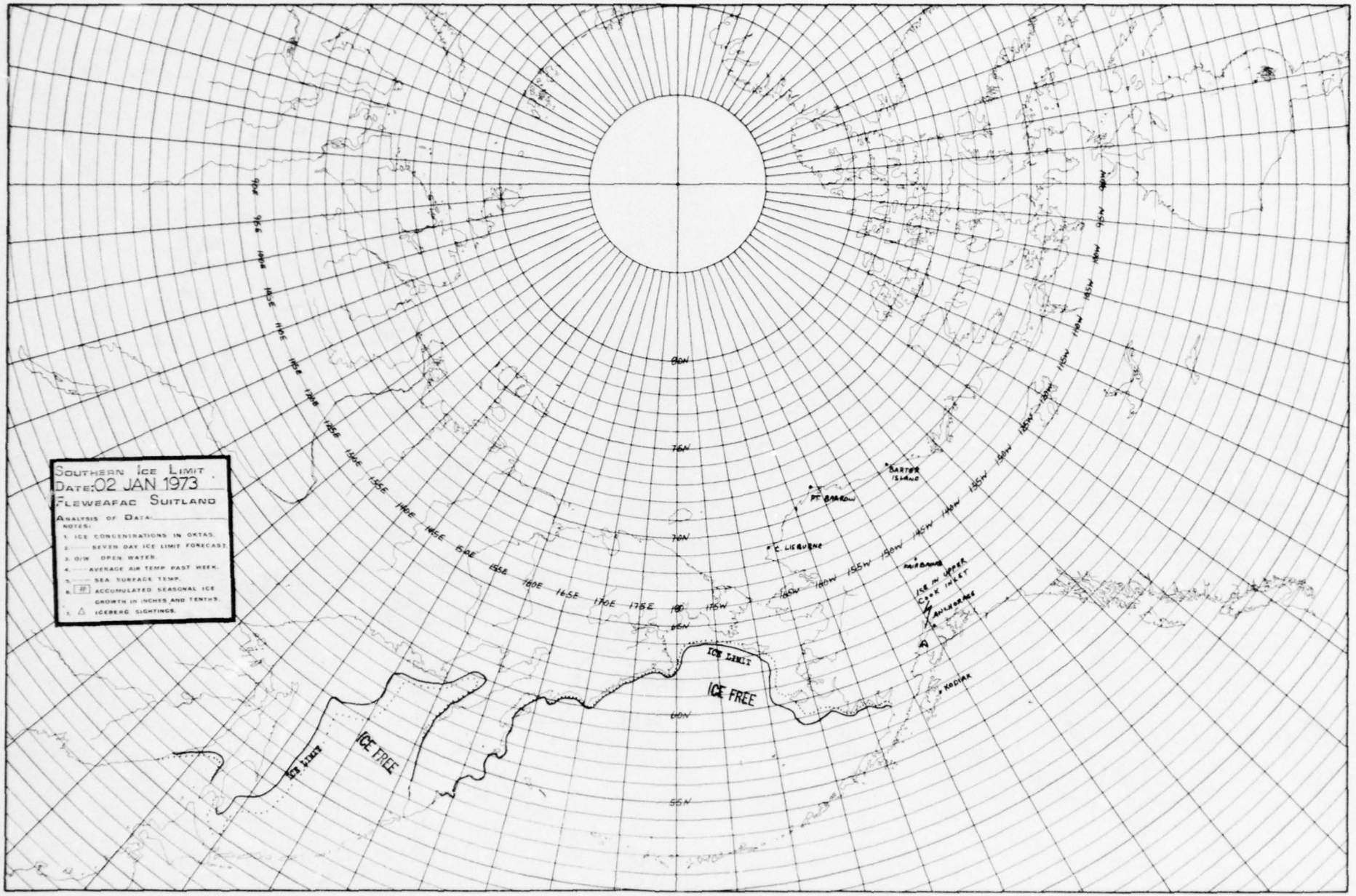
SOUTHERN ICE LIMIT
DATE: 02 JAN 1973
FLEWEAFAC SUITLAND
ANALYSIS OF DATA:
NOTES:
1. ICE CONCENTRATIONS IN OKTAS.
2. SEVEN DAY ICE LIMIT FORECAST.
3. O/W OPEN WATER.
4. AVERAGE AIR TEMP PAST WEEK.
5. SEA SURFACE TEMP.
6. # ACCUMULATED SEASONAL ICE GROWTH IN INCHES AND TENTHS.
7. △ ICEBERG SIGHTINGS.
ICE LIMIT
ICE FREE
ICE LIMIT
ICE FREE
80N
75N
70N
65N
60N
55N
BARTER ISLAND
PT. BARROW
C. LISBURNE
FAIRBANKS
ICE IN UPPER COOK INLET
ANCHORAGE
KODIAK
A

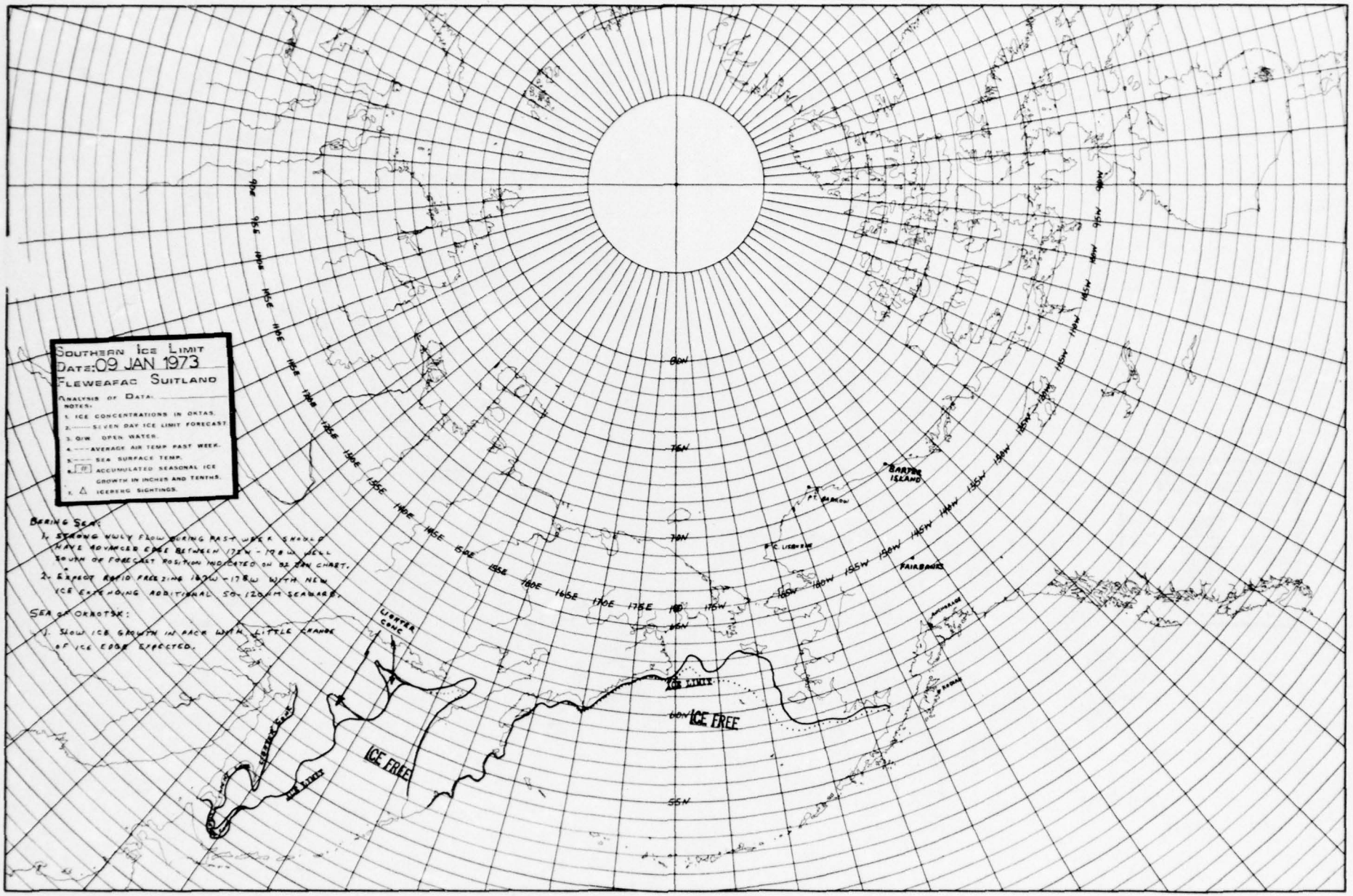
SOUTHERN ICE LIMIT
DATE: 09 JAN 1973
FLEWEAFAC SUITLAND
ANALYSIS OF DATA:
NOTES:
1. ICE CONCENTRATIONS IN OKTAS.
2. SEVEN DAY ICE LIMIT FORECAST.
3. O/W OPEN WATER.
4. AVERAGE AIR TEMP PAST WEEK.
5. SEA SURFACE TEMP.
6. ACCUMULATED SEASONAL ICE GROWTH IN INCHES AND TENTHS.
7. △ ICEBERG SIGHTINGS.
BERING SEA:
1. STRONG NWLY FLOW DURING PAST WEEK SHOULD HAVE ADVANCED EDGE BETWEEN 172W - 178W WELL SOUTH OF FORECAST POSITION INDICATED ON 82 SAN CHART.
2. EXPECT RAPID FREEZING 167W - 178W WITH NEW ICE EXTENDING ADDITIONAL 50-120NM SEAWARD.
SEA OF OKHOTSK:
1. SLOW ICE GROWTH IN PACK WITH LITTLE CHANGE OF ICE EDGE EXPECTED.
LIGHTER CONC
ICE LIMIT
ICE FREE
ICE FREE
BARTER ISLAND
FAIRBANKS
80N
75N
70N
65N
60N
55N

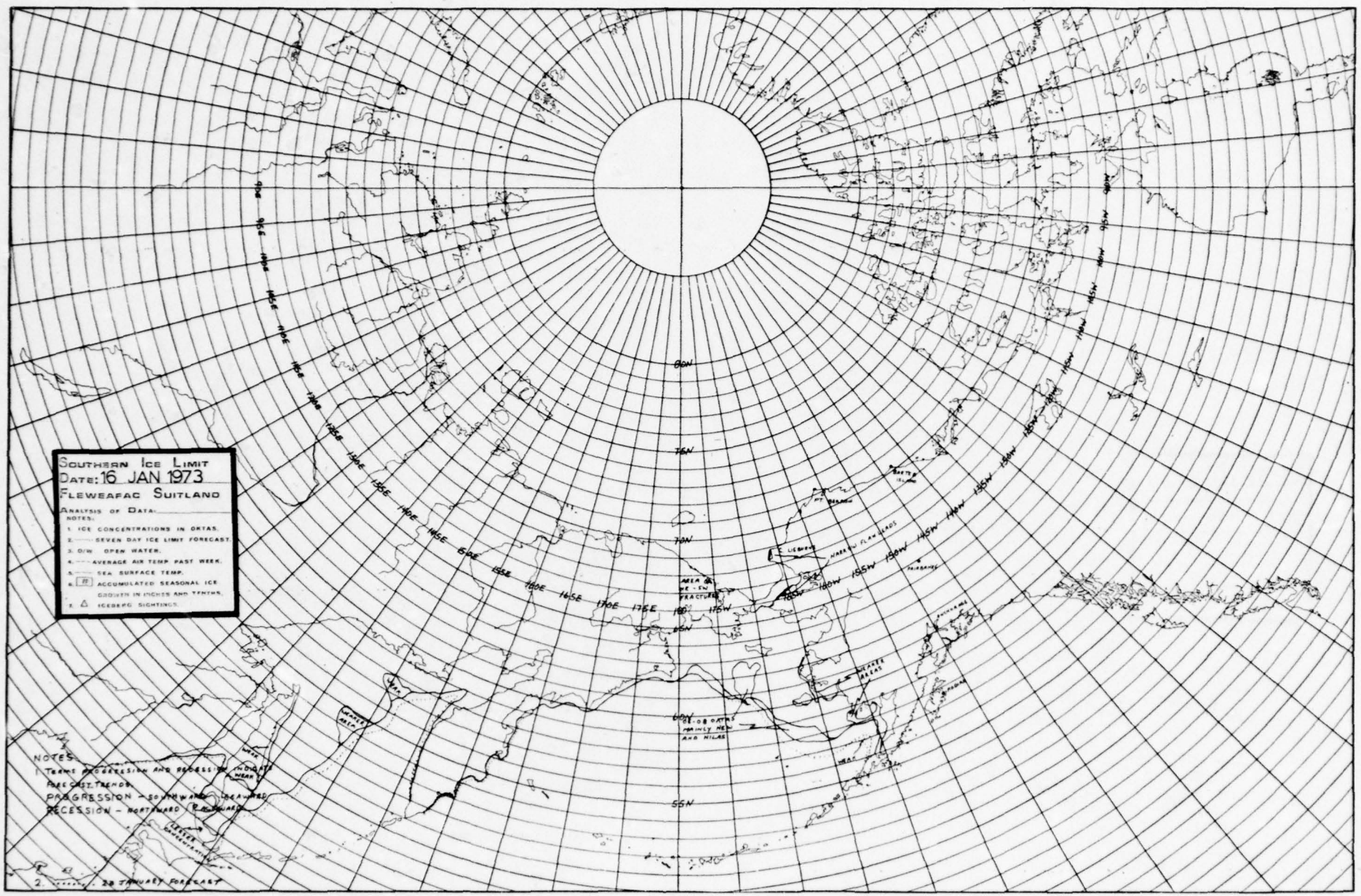
SOUTHERN ICE LIMIT
DATE: 16 JAN 1973
FLEWEAFAC SUITLAND
ANALYSIS OF DATA:
NOTES:
1. ICE CONCENTRATIONS IN OKTAS.
2. SEVEN DAY ICE LIMIT FORECAST.
3. O/W OPEN WATER.
4. AVERAGE AIR TEMP PAST WEEK.
5. SEA SURFACE TEMP.
6. ACCUMULATED SEASONAL ICE GROWTH IN INCHES AND TENTHS.
7. ICEBERG SIGHTINGS.
NOTES:
1. TERMS PROGRESSION AND RECESSION INDICATE FORECAST TRENDS.
PROGRESSION - SOUTHWARD
RECESSION - NORTHWARD
2. 23 JANUARY FORECAST
80N
75N
70N
65N
60N
55N
90E
95E
100E
105E
110E
115E
120E
125E
130E
135E
140E
145E
150E
155E
160E
165E
170E
175E
180
175W
165W
160W
155W
150W
145W
140W
135W
130W
125W
120W
115W
110W
105W
100W
95W
90W
NARROW FLAW LEADS
WEAKER AREAS
WEAKER AREA
LESSER CONCENTRATION

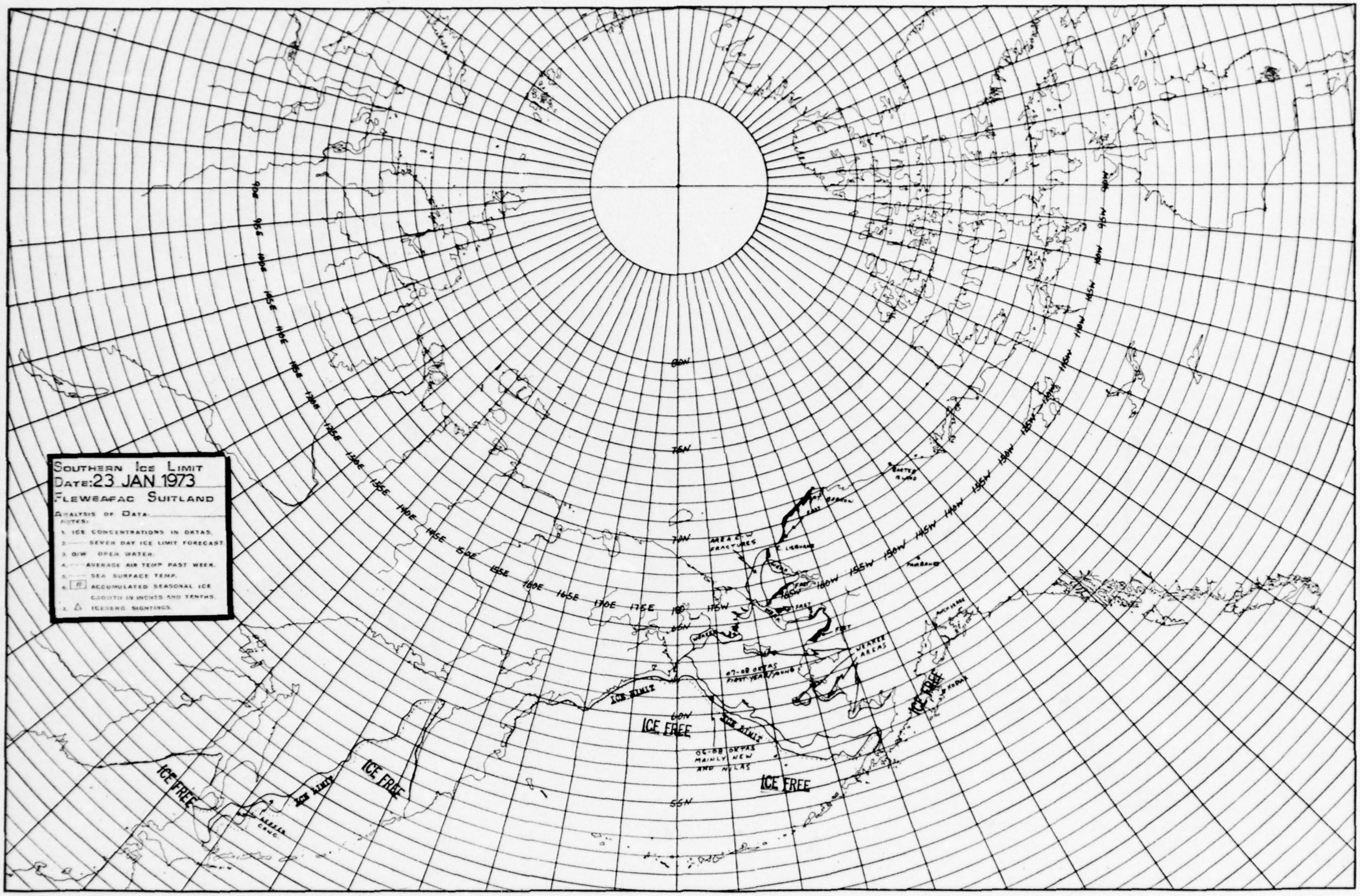
SOUTHERN ICE LIMIT
DATE: 23 JAN 1973
FLEWEAFAC SUITLAND
ANALYSIS OF DATA
NOTES:
1. ICE CONCENTRATIONS IN OKTAS.
2. SEVEN DAY ICE LIMIT FORECAST.
3. O/W OPEN WATER.
4. AVERAGE AIR TEMP PAST WEEK.
5. SEA SURFACE TEMP.
6. ACCUMULATED SEASONAL ICE GROWTH IN INCHES AND TENTHS.
7. ICEBERG SIGHTINGS.
ICE LIMIT
ICE FREE
80N
75N
70N
65N
60N
55N
06-08 OKTAS MAINLY NEW AND NILAS
07-08 OKTAS FIRST YEAR/YOUNG
AREAS FRACTURES
WEAKER AREAS

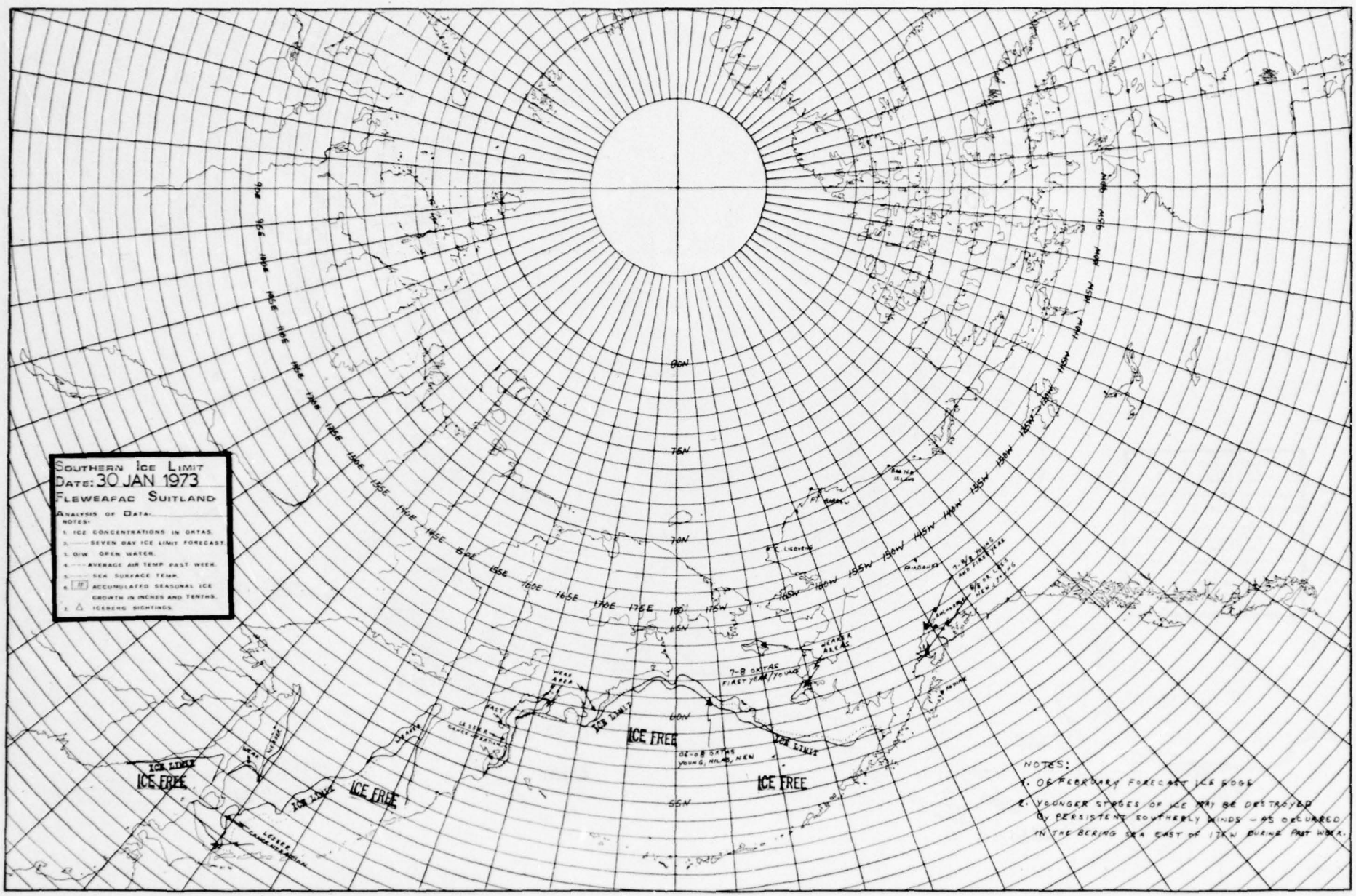
SOUTHERN ICE LIMIT
DATE: 30 JAN 1973
FLEWEAFAC SUITLAND
ANALYSIS OF DATA:
NOTES:
1. ICE CONCENTRATIONS IN OKTAS.
2. ——— SEVEN DAY ICE LIMIT FORECAST.
3. O/W OPEN WATER.
4. ——— AVERAGE AIR TEMP PAST WEEK.
5. SEA SURFACE TEMP.
6. [ ] ACCUMULATED SEASONAL ICE GROWTH IN INCHES AND TENTHS.
7. △ ICEBERG SIGHTINGS.
ICE FREE
ICE LIMIT
NOTES:
1. 08 FEBRUARY FORECAST ICE EDGE
2. YOUNGER STAGES OF ICE MAY BE DESTROYED BY PERSISTENT SOUTHERLY WINDS — AS OCCURRED IN THE BERING SEA EAST OF 175W DURING PAST WEEK.

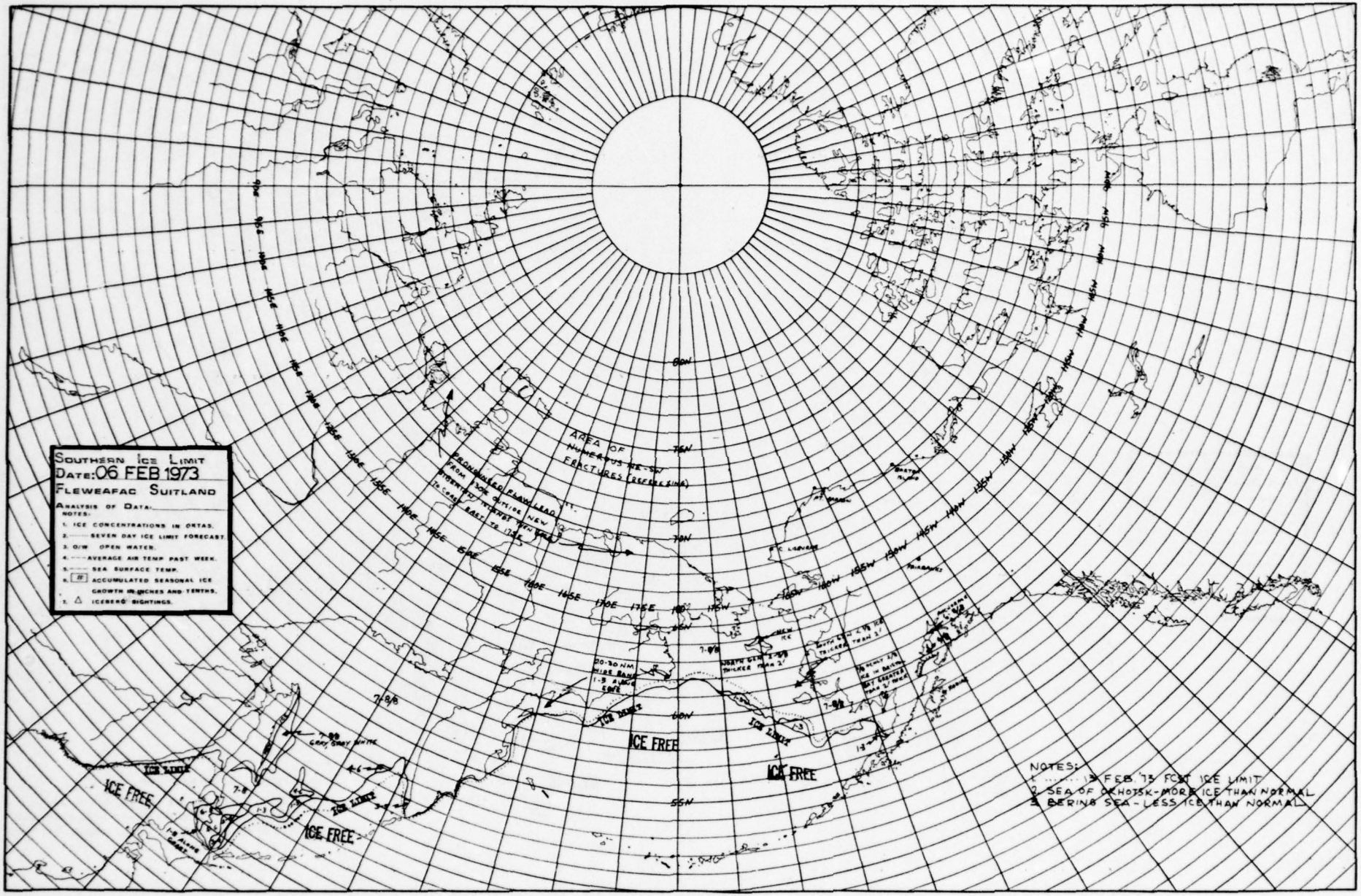

SOUTHERN ICE LIMIT
DATE: 06 FEB 1973
FLEWEAFAC SUITLAND
ANALYSIS OF DATA:
NOTES:
1. ICE CONCENTRATIONS IN OKTAS.
2. SEVEN DAY ICE LIMIT FORECAST.
3. O/W OPEN WATER.
4. AVERAGE AIR TEMP PAST WEEK.
5. SEA SURFACE TEMP.
6. # ACCUMULATED SEASONAL ICE GROWTH IN INCHES AND TENTHS.
7. △ ICEBERG SIGHTINGS.
AREA OF NUMEROUS NE-SW FRACTURES (REFERENCING)
PROMINENT FLAW LEAD FROM 130E OUTSIDE NEW BIGHTON ISLANDS THEN BACK TO CORST EAST TO 175E
20-30 NM WIDE BAND 1-3 ALONG EDGE
ICE FREE
ICE LIMIT
NOTES:
1. ..... 13 FEB '73 FCST ICE LIMIT
2. SEA OF OKHOTSK - MORE ICE THAN NORMAL
3. BERING SEA - LESS ICE THAN NORMAL

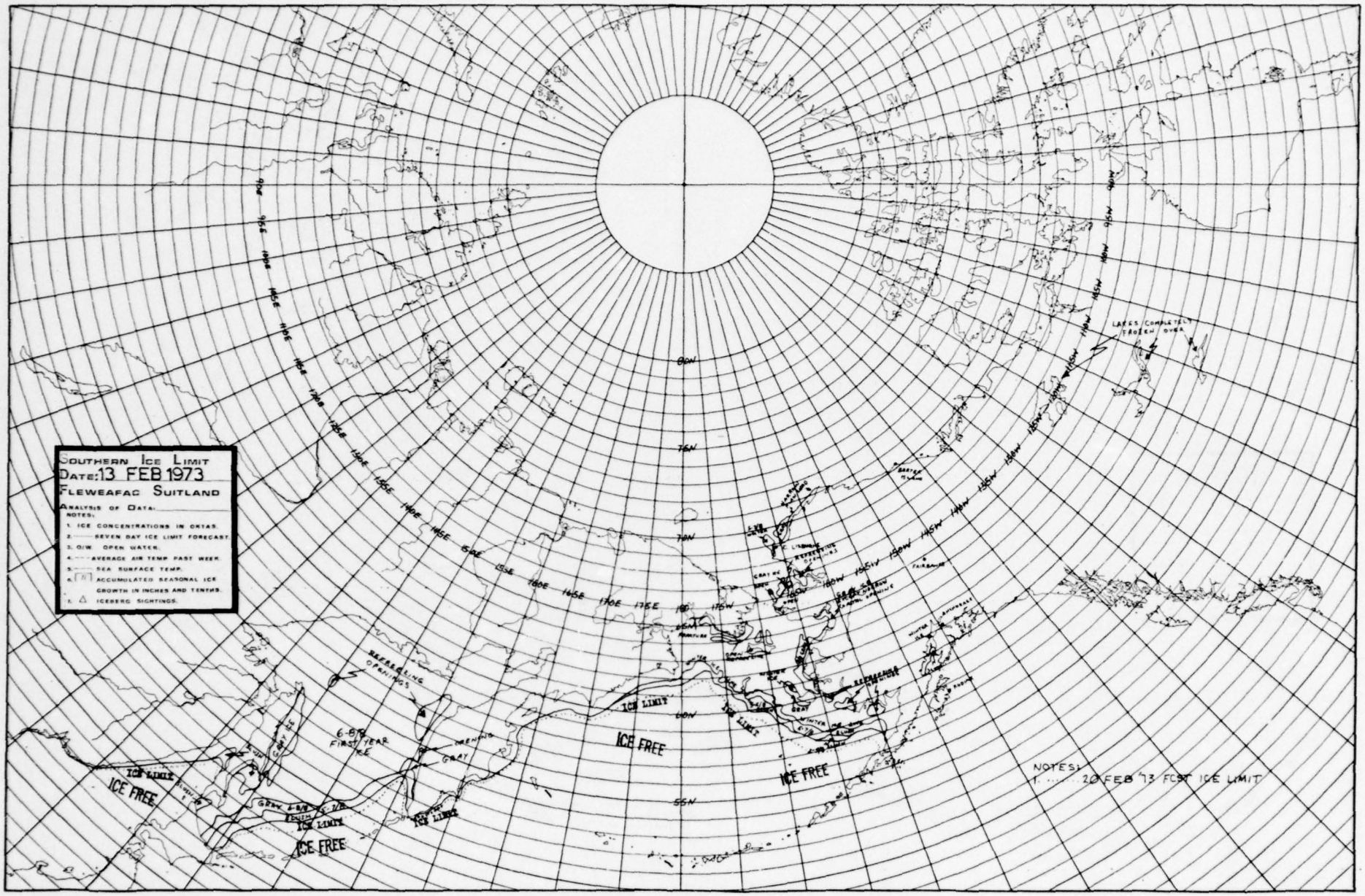
SOUTHERN ICE LIMIT
DATE: 13 FEB 1973
FLEWEAFAC SUITLAND
ANALYSIS OF DATA:
NOTES:
1. ICE CONCENTRATIONS IN OKTAS.
2. ——— SEVEN DAY ICE LIMIT FORECAST.
3. O/W OPEN WATER.
4. ---- AVERAGE AIR TEMP PAST WEEK.
5. SEA SURFACE TEMP.
6. ACCUMULATED SEASONAL ICE GROWTH IN INCHES AND TENTHS.
7. △ ICEBERG SIGHTINGS.
80N
75N
70N
65N
60N
55N
ICE FREE
ICE LIMIT
LAKES COMPLETELY FROZEN OVER
BREAKING OPENINGS
6-8/8 FIRST YEAR ICE
NOTES:
1. ..... 20 FEB 73 FCST ICE LIMIT

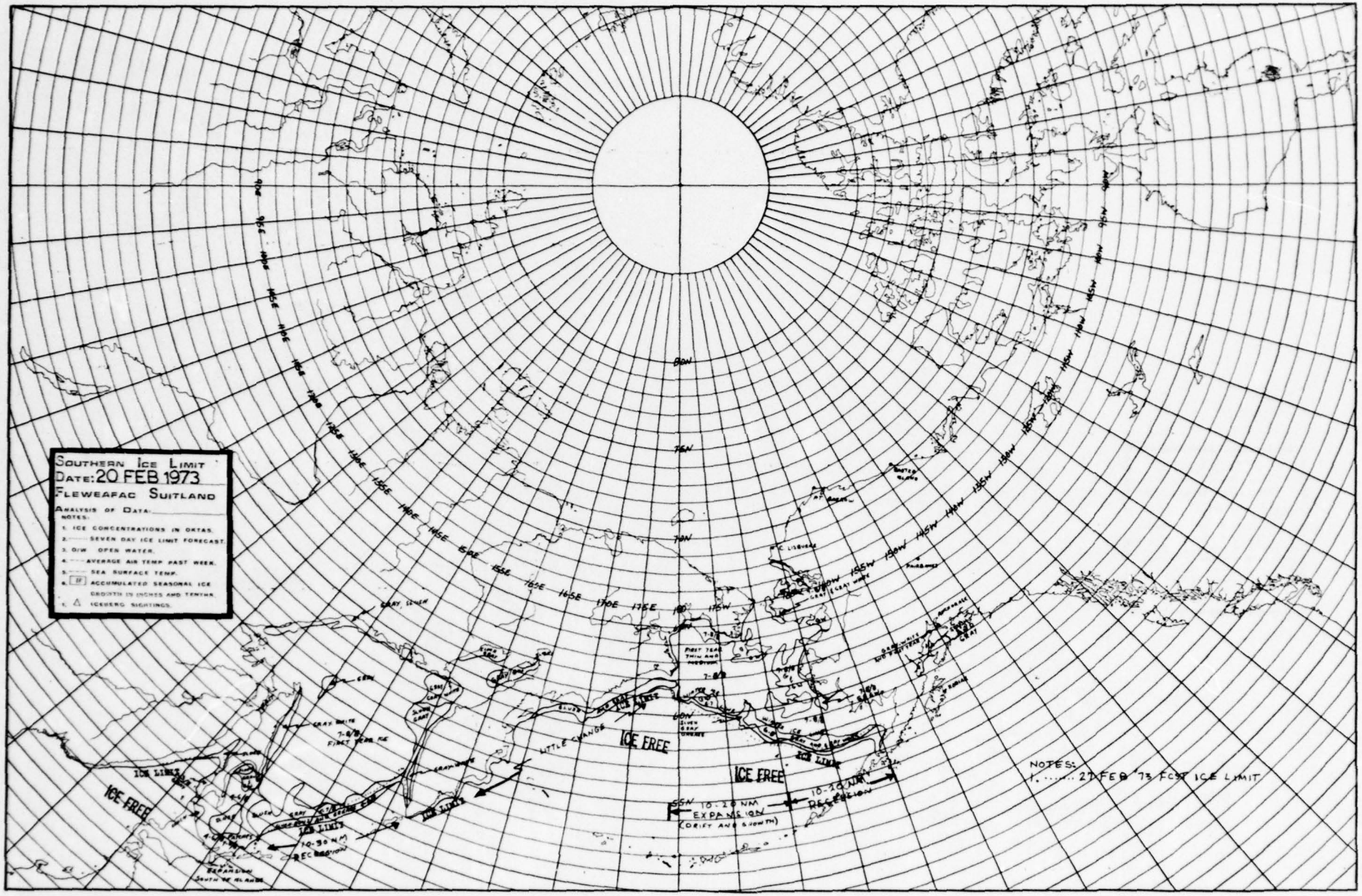
SOUTHERN ICE LIMIT
DATE: 20 FEB 1973
FLEWEAFAC SUITLAND
ANALYSIS OF DATA:
NOTES:
1. ICE CONCENTRATIONS IN OKTAS.
2. ------ SEVEN DAY ICE LIMIT FORECAST.
3. O/W OPEN WATER.
4. ----- AVERAGE AIR TEMP PAST WEEK.
5. ---- SEA SURFACE TEMP.
6. [P] ACCUMULATED SEASONAL ICE GROWTH IN INCHES AND TENTHS.
7. △ ICEBERG SIGHTINGS.
ICE FREE
ICE LINES
10-20 NM EXPANSION (DRIFT AND GROWTH)
10-20 NM RECESSION
NOTES:
1. ..... 27 FEB 73 FCST ICE LIMIT

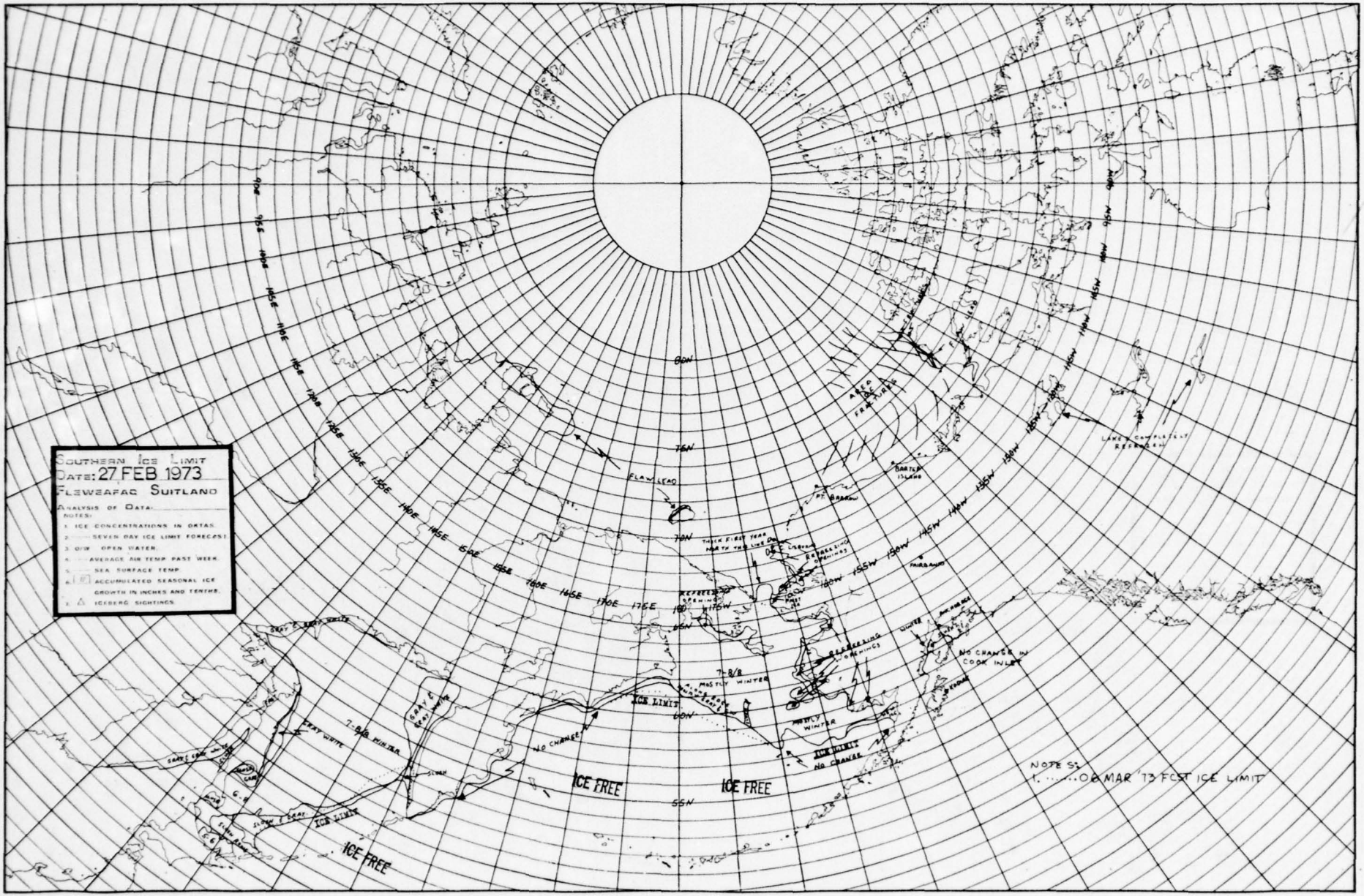
SOUTHERN ICE LIMIT
DATE: 27 FEB 1973
FLEWEAFAC SUITLAND
ANALYSIS OF DATA:
NOTES:
1. ICE CONCENTRATIONS IN OKTAS.
2. ——— SEVEN DAY ICE LIMIT FORECAST
3. O/W OPEN WATER.
4. ---- AVERAGE AIR TEMP PAST WEEK.
5. SEA SURFACE TEMP.
6. ACCUMULATED SEASONAL ICE GROWTH IN INCHES AND TENTHS.
7. ICEBERG SIGHTINGS.
ICE FREE
ICE FREE
ICE FREE
ICE LIMIT
NO CHANGE
NO CHANGE IN COOK INLET
NOTES:
1. ——— 06 MAR 73 FCST ICE LIMIT

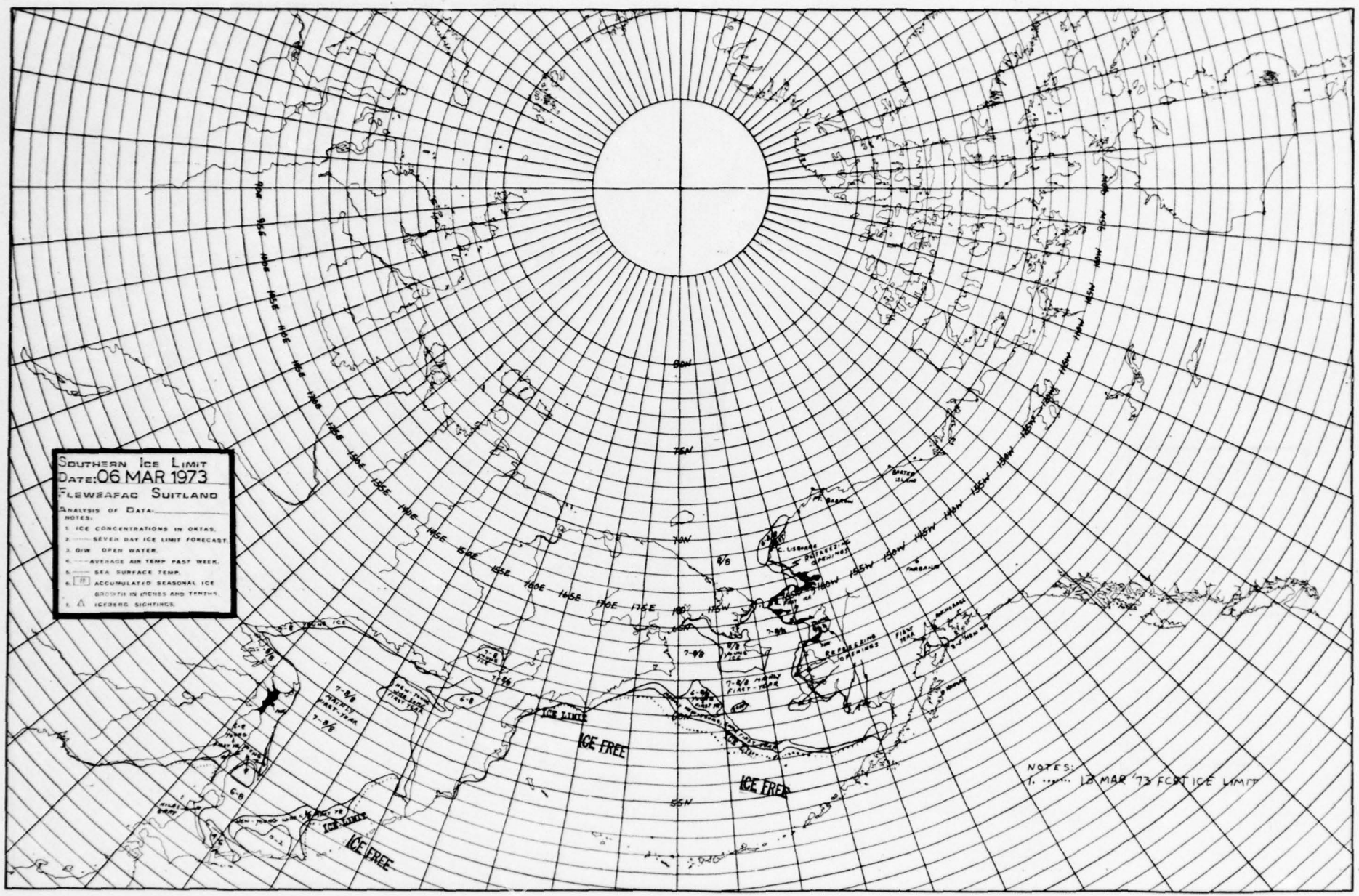
SOUTHERN ICE LIMIT
DATE: 06 MAR 1973
FLEWEAFAC SUITLAND
ANALYSIS OF DATA:
NOTES:
1. ICE CONCENTRATIONS IN OKTAS.
2. ------ SEVEN DAY ICE LIMIT FORECAST.
3. O/W OPEN WATER.
4. ---- AVERAGE AIR TEMP PAST WEEK.
5. ---- SEA SURFACE TEMP.
6. [ ] ACCUMULATED SEASONAL ICE GROWTH IN INCHES AND TENTHS.
7. △ ICEBERG SIGHTINGS.
ICE FREE
ICE LIMIT
NOTES:
1. ..... 12 MAR '73 FCST ICE LIMIT

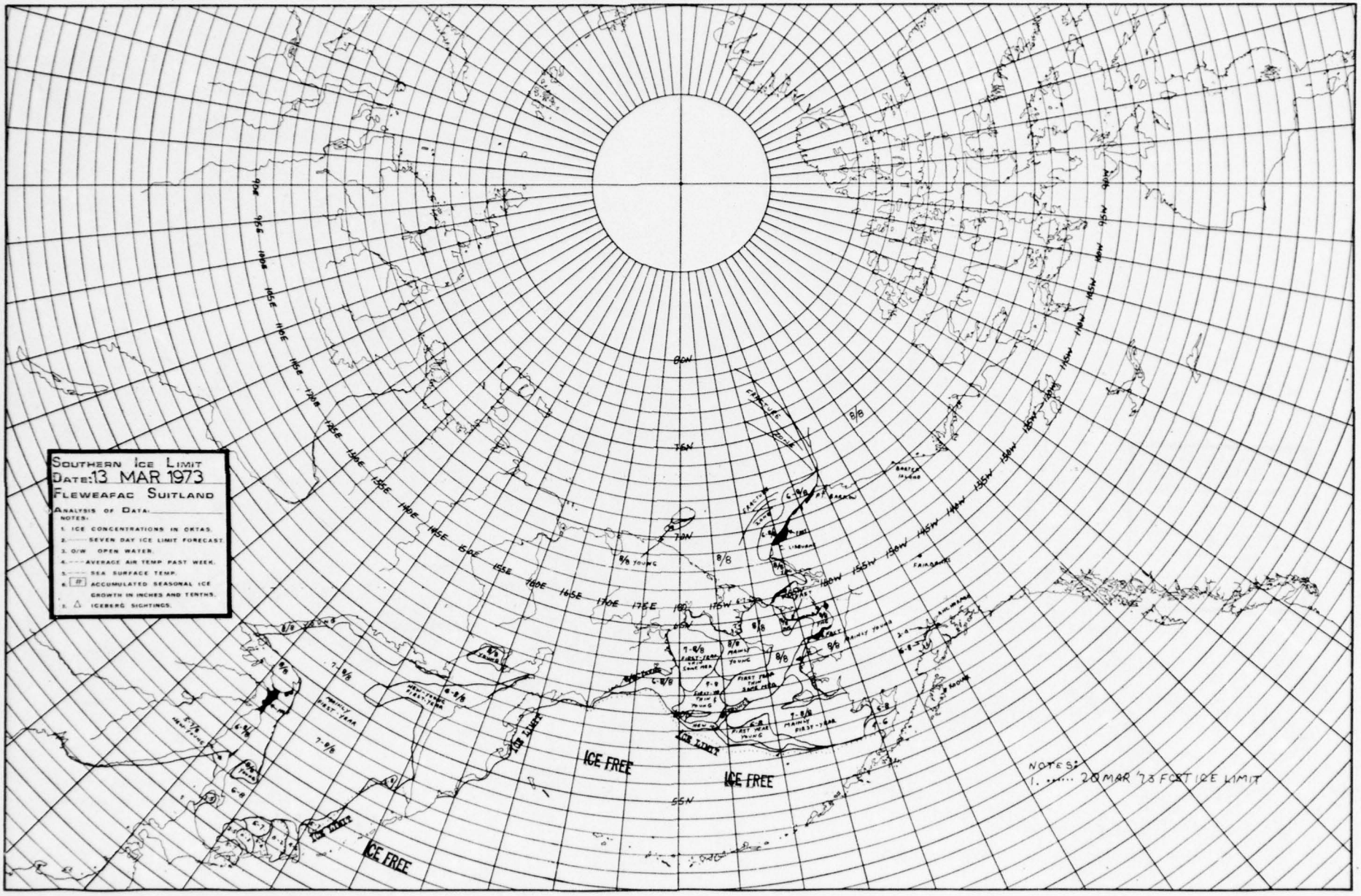
SOUTHERN ICE LIMIT
DATE: 13 MAR 1973
FLEWEAFAC SUITLAND
ANALYSIS OF DATA:
NOTES:
1. ICE CONCENTRATIONS IN OKTAS.
2. SEVEN DAY ICE LIMIT FORECAST.
3. O/W OPEN WATER.
4. AVERAGE AIR TEMP PAST WEEK.
5. SEA SURFACE TEMP.
6. ACCUMULATED SEASONAL ICE GROWTH IN INCHES AND TENTHS.
7. ICEBERG SIGHTINGS.
ICE FREE
ICE FREE
ICE FREE
ICE FREE
NOTES:
1. ..... 28 MAR '73 FCST ICE LIMIT

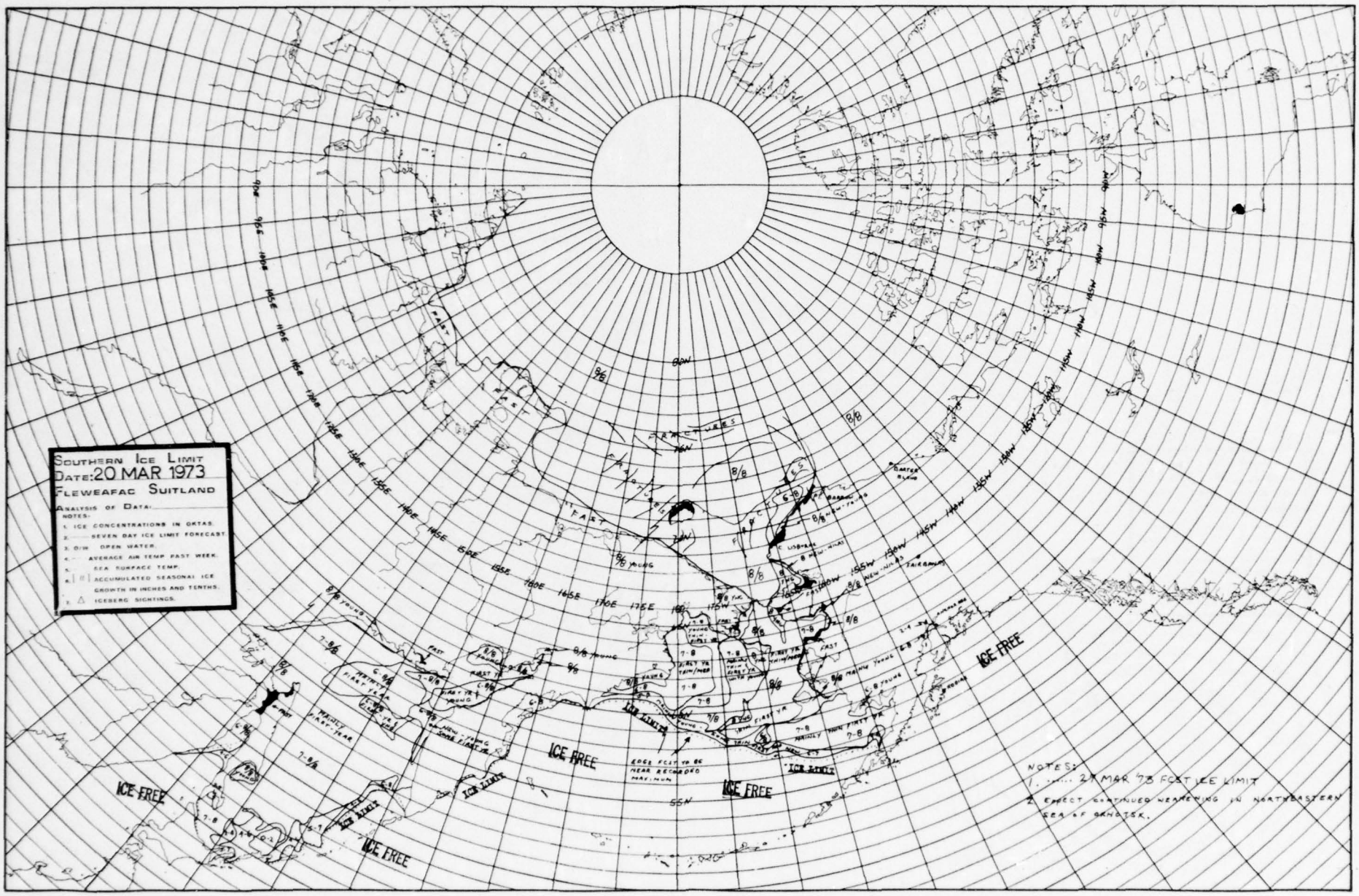
SOUTHERN ICE LIMIT
DATE: 20 MAR 1973
FLEWEAFAC SUITLAND
ANALYSIS OF DATA:
NOTES:-
1. ICE CONCENTRATIONS IN OKTAS.
2. ——— SEVEN DAY ICE LIMIT FORECAST.
3. O/W OPEN WATER.
4. — AVERAGE AIR TEMP. PAST WEEK.
5. SEA SURFACE TEMP.
6. | # | ACCUMULATED SEASONAL ICE GROWTH IN INCHES AND TENTHS.
7. △ ICEBERG SIGHTINGS.
ICE FREE
ICE LIMIT
EDGE FCST TO BE NEAR RECORDED MAXIMUM
NOTES:
1. ..... 21 MAR '73 FCST ICE LIMIT
2. EXPECT CONTINUED WARMING IN NORTHEASTERN SEA OF OKHOTSK.

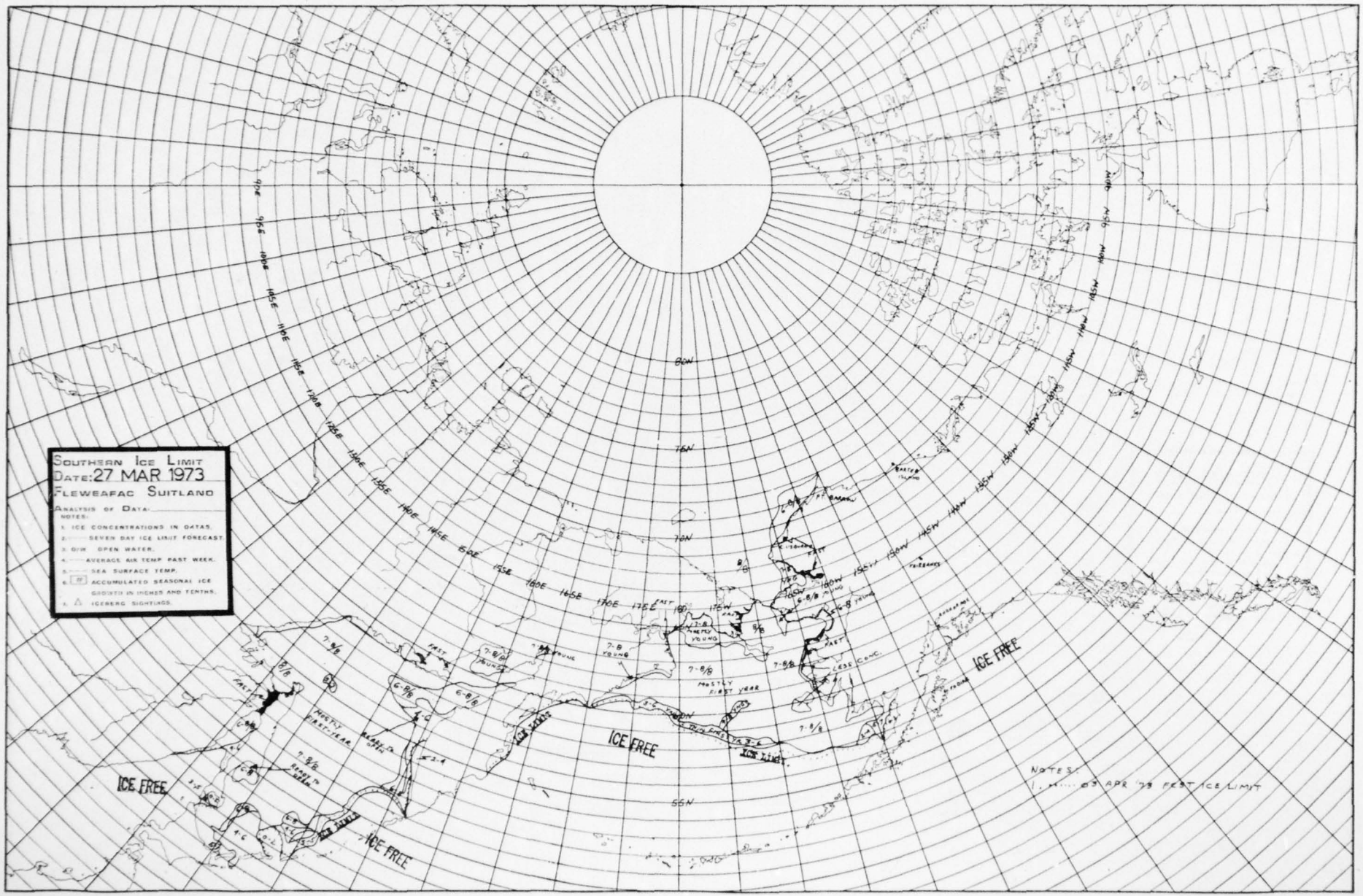
SOUTHERN ICE LIMIT
DATE: 27 MAR 1973
FLEWEAFAC SUITLAND
ANALYSIS OF DATA:
NOTES:
1. ICE CONCENTRATIONS IN OKTAS.
2. SEVEN DAY ICE LIMIT FORECAST.
3. O/W OPEN WATER.
4. AVERAGE AIR TEMP PAST WEEK.
5. SEA SURFACE TEMP.
6. ACCUMULATED SEASONAL ICE GROWTH IN INCHES AND TENTHS.
7. ICEBERG SIGHTINGS.
ICE FREE
ICE FREE
ICE FREE
ICE FREE
ICE LIMIT
80N
75N
70N
55N
NOTES:
1. ..... 03 APR '73 FCST ICE LIMIT

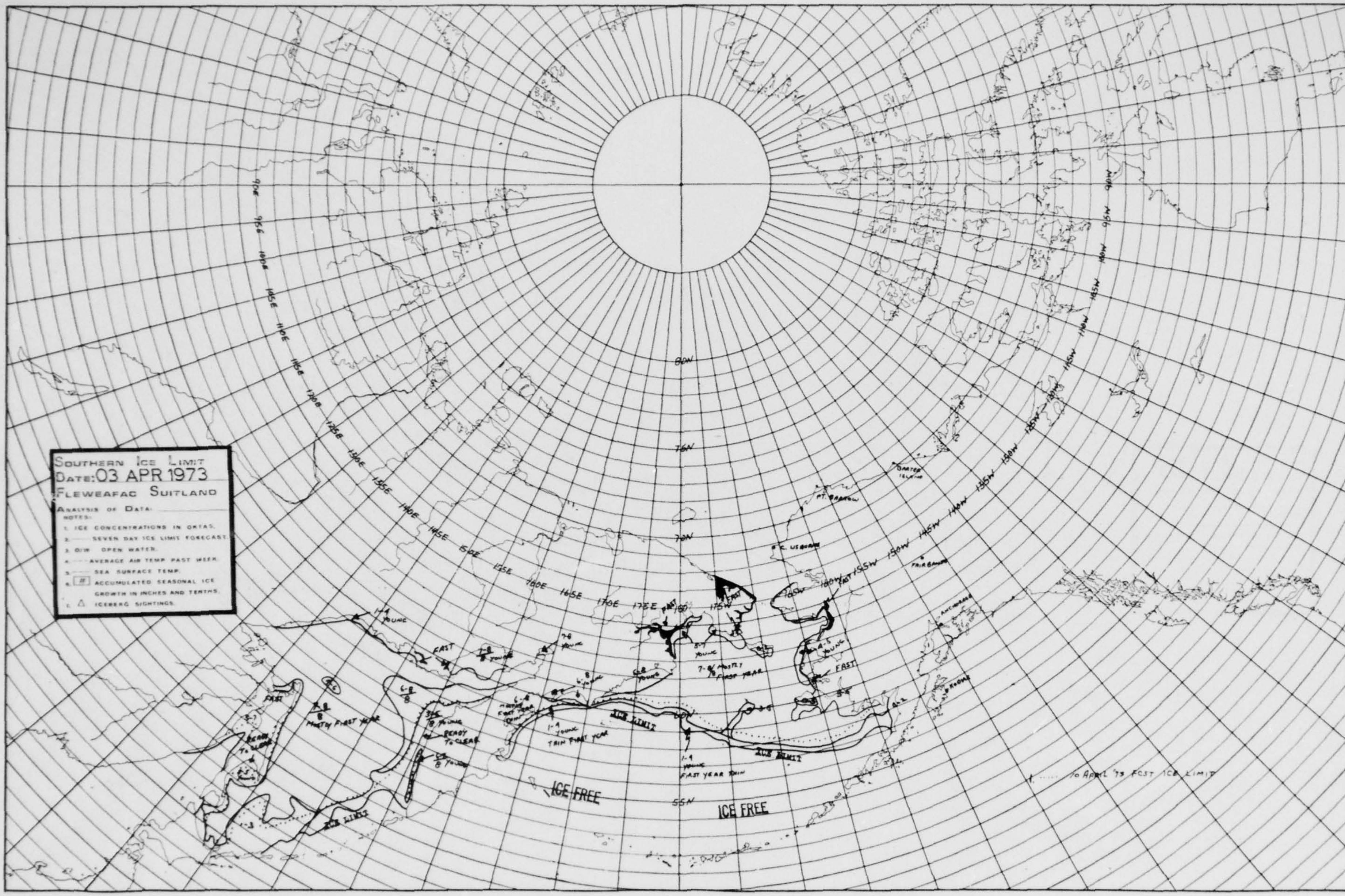
SOUTHERN ICE LIMIT
DATE: 03 APR 1973
FLEWEAFAC SUITLAND
ANALYSIS OF DATA:
NOTES:
1. ICE CONCENTRATIONS IN OKTAS.
2. SEVEN DAY ICE LIMIT FORECAST.
3. O/W OPEN WATER.
4. AVERAGE AIR TEMP PAST WEEK.
5. SEA SURFACE TEMP.
6. ACCUMULATED SEASONAL ICE GROWTH IN INCHES AND TENTHS.
7. △ ICEBERG SIGHTINGS.
80N
75N
70N
55N
ICE LIMIT
ICE FREE
ICE FREE
FAST
MOSTLY FIRST YEAR
PT BARROW
FAIRBANKS
ANCHORAGE
KODIAK
10 APRIL '73 FCST ICE LIMIT

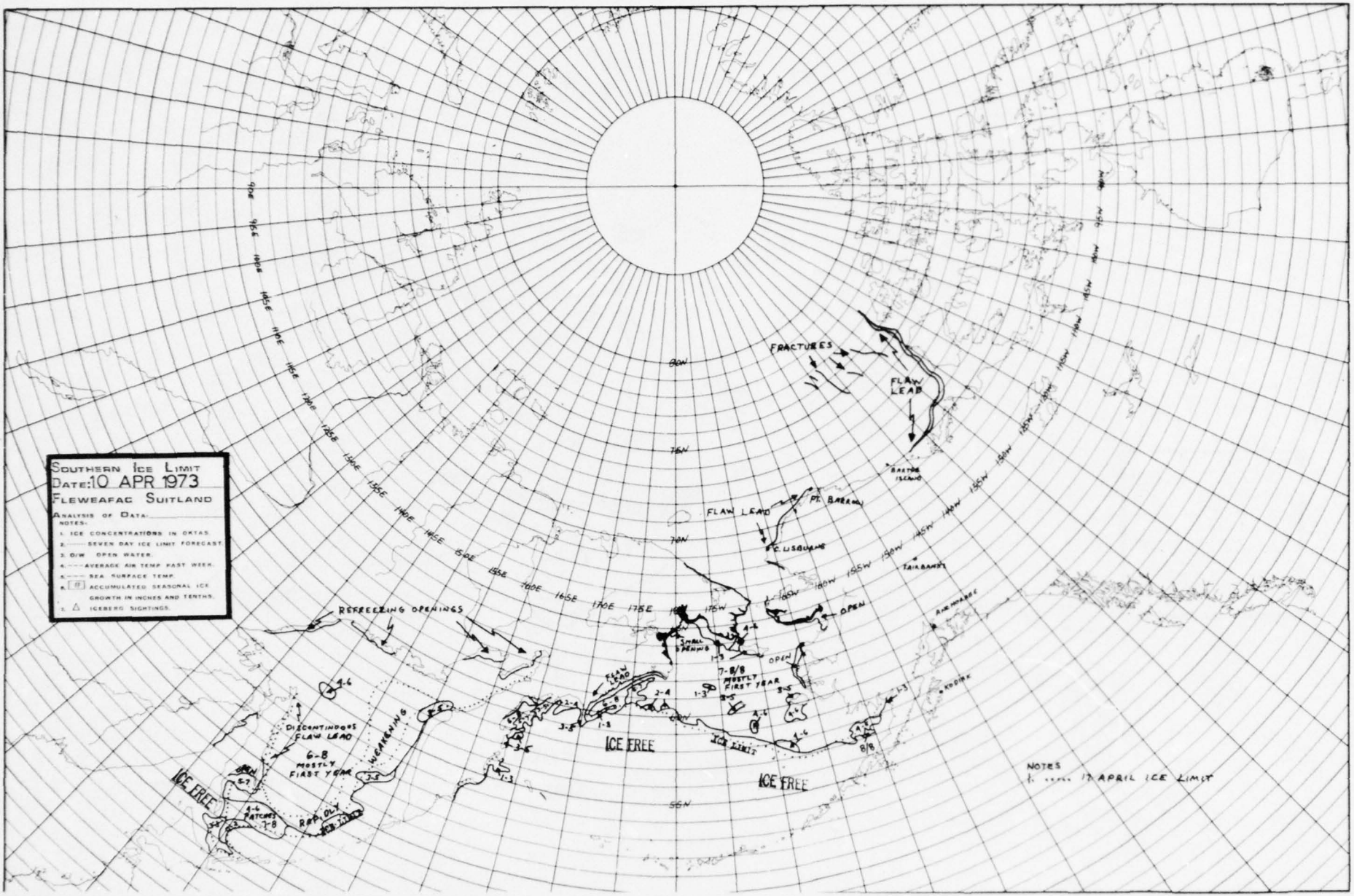
SOUTHERN ICE LIMIT
DATE: 10 APR 1973
FLEWEAFAC SUITLAND
ANALYSIS OF DATA:
NOTES:
1. ICE CONCENTRATIONS IN OKTAS.
2. SEVEN DAY ICE LIMIT FORECAST.
3. O/W OPEN WATER.
4. AVERAGE AIR TEMP PAST WEEK.
5. SEA SURFACE TEMP.
6. ACCUMULATED SEASONAL ICE GROWTH IN INCHES AND TENTHS.
7. ICEBERG SIGHTINGS.
FRACTURES
FLAW LEAD
BARTER ISLAND
PT. BARROW
C. LISBURNE
TAIRBANKS
ANCHORAGE
KODIAK
OPEN
SMALL OPENING
7-8/8 MOSTLY FIRST YEAR
REFREEZING OPENINGS
DISCONTINUOUS FLAW LEAD
6-8 MOSTLY FIRST YEAR
WEAKENING
RAPIDLY
ICE FREE
ICE LIMIT
NOTES
1. ..... 17 APRIL ICE LIMIT

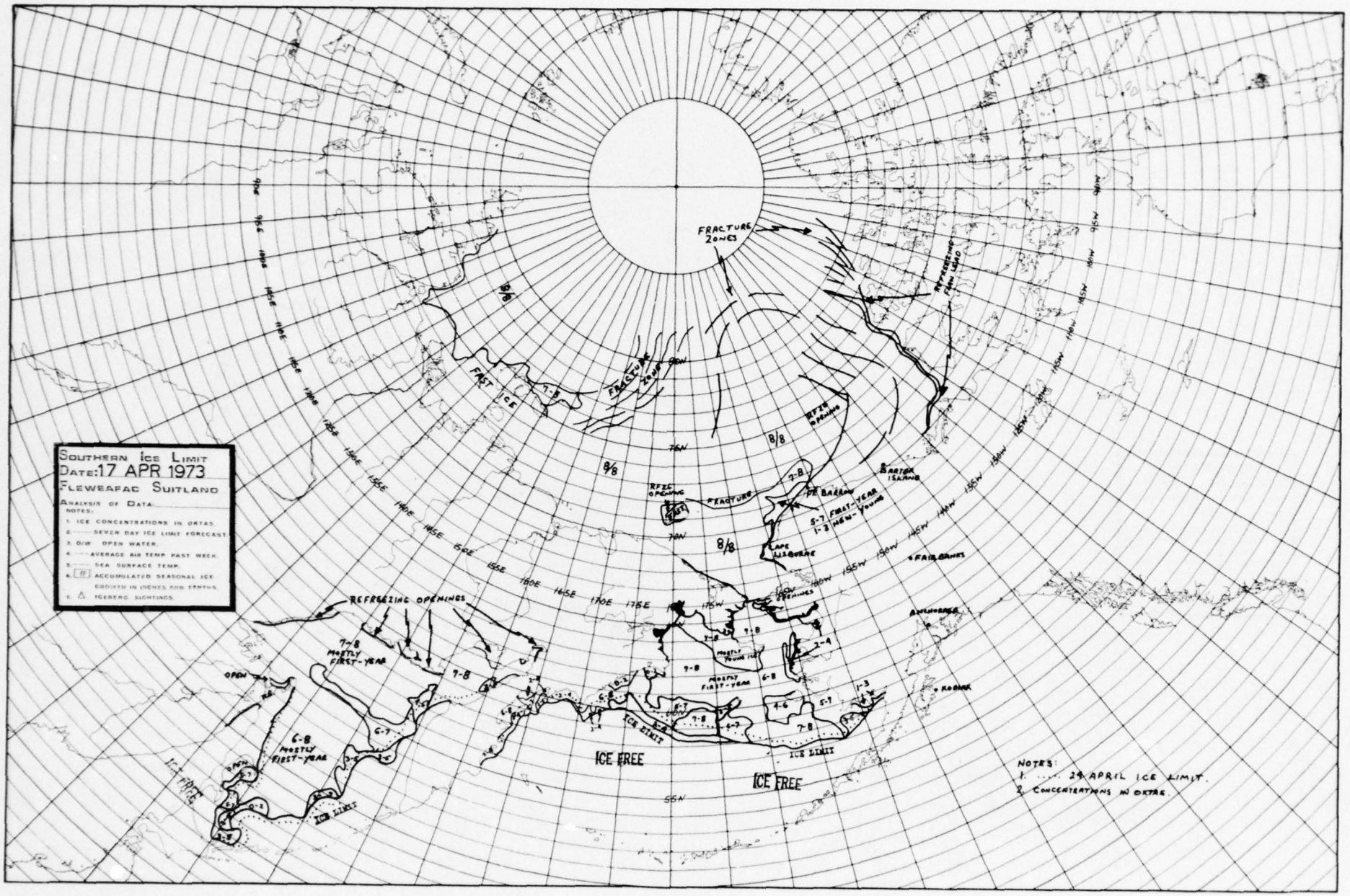
SOUTHERN ICE LIMIT
DATE: 17 APR 1973
FLEWEAFAC SUITLAND
ANALYSIS OF DATA:
NOTES:
1. ICE CONCENTRATIONS IN OKTAS.
2. ------ SEVEN DAY ICE LIMIT FORECAST.
3. O/W OPEN WATER.
4. ---- AVERAGE AIR TEMP PAST WEEK.
5. SEA SURFACE TEMP.
6. ACCUMULATED SEASONAL ICE GROWTH IN INCHES AND TENTHS.
7. △ ICEBERG SIGHTINGS.
FRACTURE ZONES
REFREEZING OPENINGS
FAST ICE
FRACTURE
PT BARROW
BARTER ISLAND
CAPE LISBURNE
FAIRBANKS
ANCHORAGE
KODIAK
7-8 MOSTLY FIRST-YEAR
6-8 MOSTLY FIRST-YEAR
ICE LIMIT
ICE FREE
NOTES:
1. ..... 24 APRIL ICE LIMIT.
2. CONCENTRATIONS IN OKTAS.

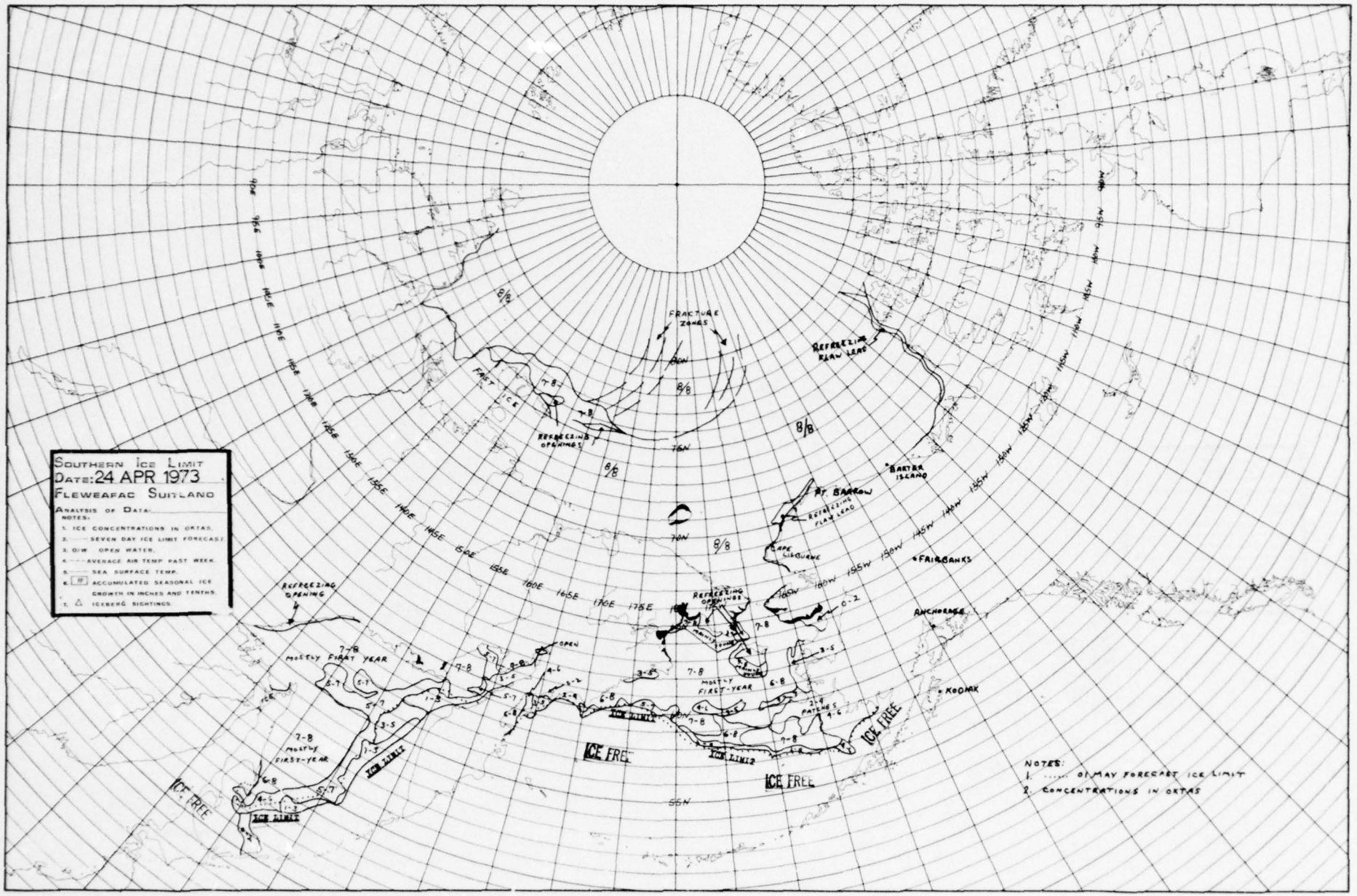
SOUTHERN ICE LIMIT
DATE: 24 APR 1973
FLEWEAFAC SUITLAND
ANALYSIS OF DATA:
NOTES:-
1. ICE CONCENTRATIONS IN OKTAS.
2. ------ SEVEN DAY ICE LIMIT FORECAST.
3. O/W OPEN WATER.
4. ------ AVERAGE AIR TEMP PAST WEEK.
5. SEA SURFACE TEMP.
6. ACCUMULATED SEASONAL ICE GROWTH IN INCHES AND TENTHS.
7. ICEBERG SIGHTINGS.
FRACTURE ZONES
REFREEZING FLAW LEAD
REFREEZING OPENINGS
FAST ICE
BARTER ISLAND
PT BARROW
CAPE LISBURNE
FAIRBANKS
ANCHORAGE
KODIAK
REFREEZING OPENING
OPEN
7-8 MOSTLY FIRST YEAR
ICE FREE
ICE LIMIT
NOTES:
1. ..... OF MAY FORECAST ICE LIMIT
2. CONCENTRATIONS IN OKTAS

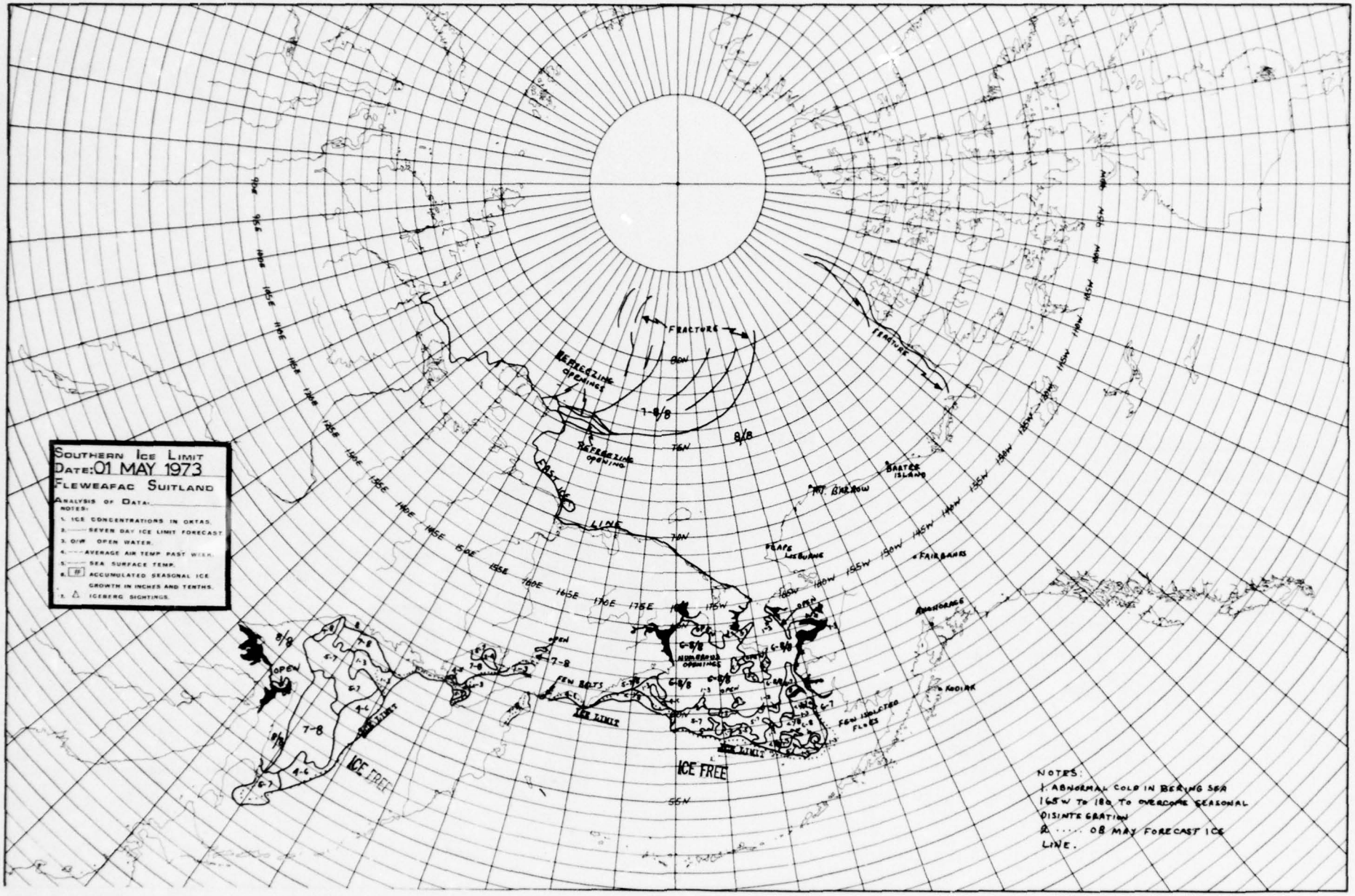
SOUTHERN ICE LIMIT
DATE: 01 MAY 1973
FLEWEAFAC SUITLAND
ANALYSIS OF DATA:
NOTES:
1. ICE CONCENTRATIONS IN OKTAS.
2. SEVEN DAY ICE LIMIT FORECAST
3. O/W OPEN WATER.
4. AVERAGE AIR TEMP PAST WEEK.
5. SEA SURFACE TEMP.
6. # ACCUMULATED SEASONAL ICE GROWTH IN INCHES AND TENTHS.
7. △ ICEBERG SIGHTINGS.
FRACTURE
REFREEZING OPENINGS
REFREEZING OPENING
FAST ICE LINE
BARTER ISLAND
MT. BARROW
CAPE LISBURNE
FAIRBANKS
ANCHORAGE
KODIAK
NUMEROUS OPENINGS
FEW BELTS
FEW ISOLATED FLOES
ICE LIMIT
ICE FREE
OPEN
NOTES:
1. ABNORMAL COLD IN BERING SEA 165W TO 180 TO OVERCOME SEASONAL DISINTEGRATION
2. ..... 08 MAY FORECAST ICE LINE.

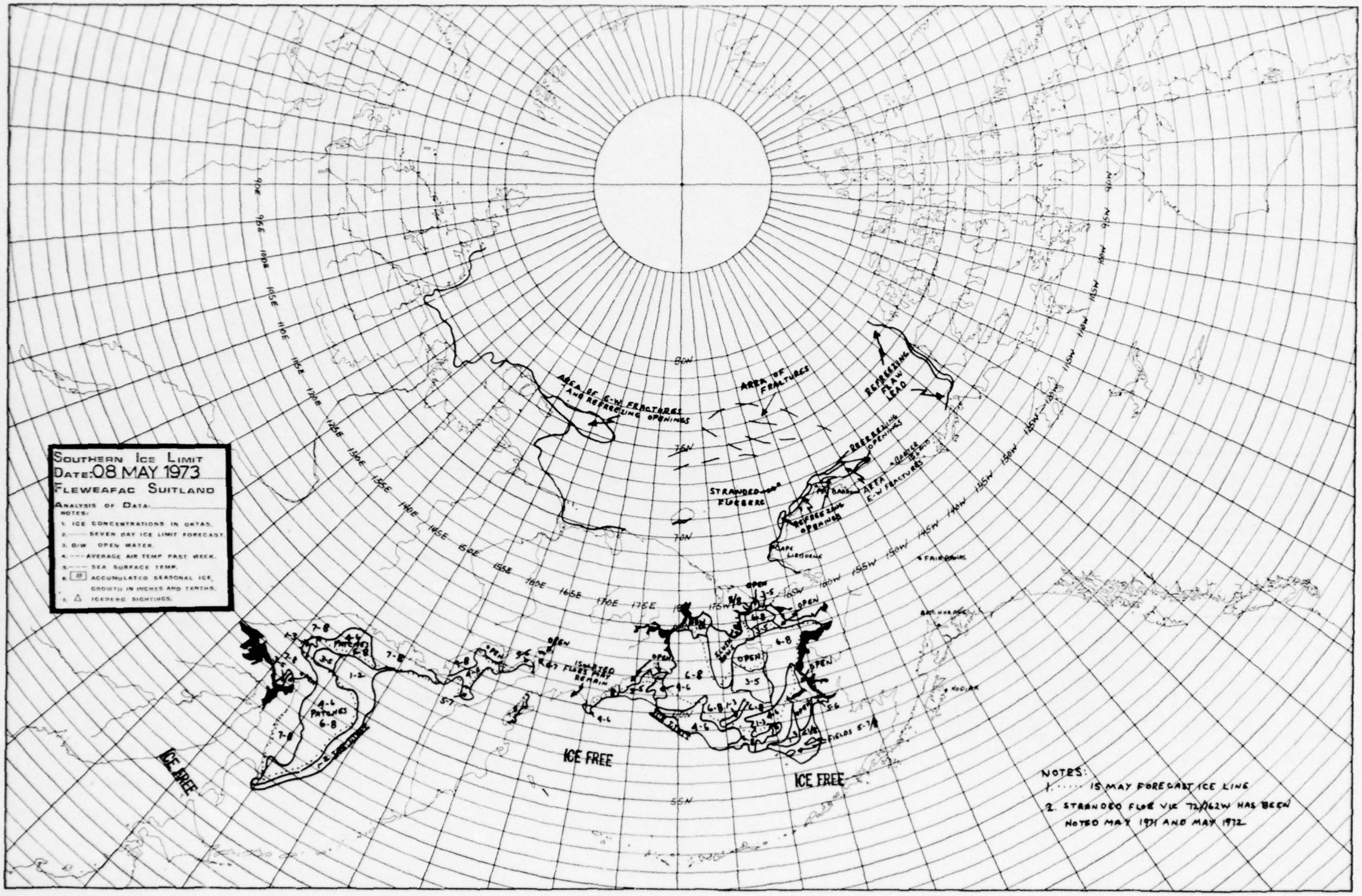
SOUTHERN ICE LIMIT
DATE: 08 MAY 1973
FLEWEAFAC SUITLAND
ANALYSIS OF DATA
NOTES:
1. ICE CONCENTRATIONS IN OKTAS.
2. SEVEN DAY ICE LIMIT FORECAST.
3. O/W OPEN WATER.
4. AVERAGE AIR TEMP PAST WEEK.
5. SEA SURFACE TEMP.
6. ACCUMULATED SEASONAL ICE GROWTH IN INCHES AND TENTHS.
7. △ ICEBERG SIGHTINGS.
AREA OF E-W FRACTURES AND REFREEZING OPENINGS
AREA OF FRACTURES
REFREEZING FLAW LEAD
REFREEZING OPENINGS
STRANDED FLOEBERG
ICE FREE
ICE FREE
ICE FREE
ISOLATED FLOES MAY REMAIN
OPEN
PATCHES
80N
75N
70N
55N
90E
95E
100E
105E
110E
115E
120E
125E
130E
135E
140E
145E
150E
155E
160E
165E
170E
175E
175W
170W
165W
160W
155W
150W
145W
140W
135W
130W
125W
120W
115W
110W
105W
100W
95W
90W
FAIRBANKS
ANCHORAGE
KODIAK
NOTES:
1. ...... 15 MAY FORECAST ICE LINE
2. STRANDED FLOE VIC 72N/162W HAS BEEN NOTED MAY 1971 AND MAY 1972

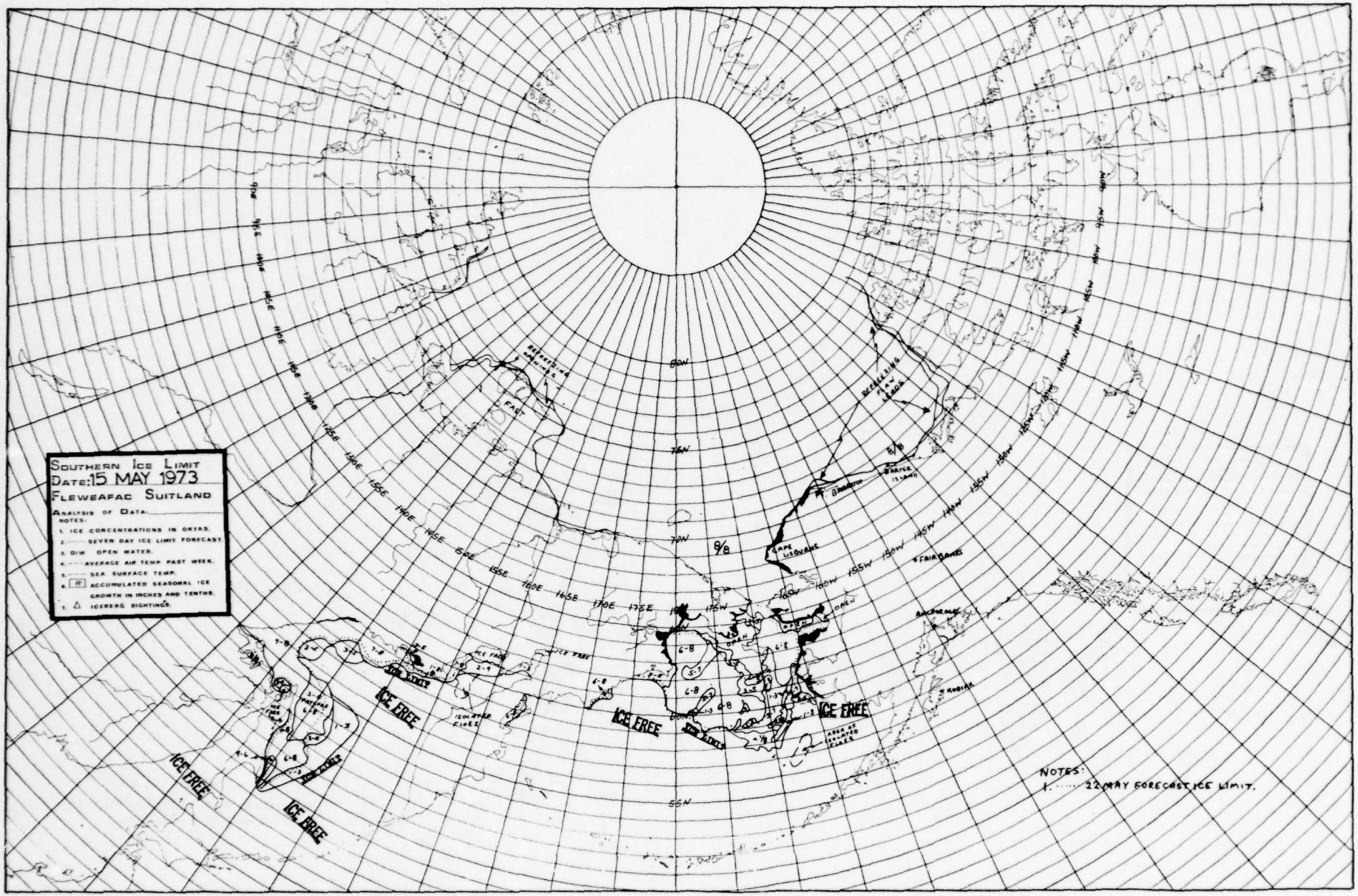
SOUTHERN ICE LIMIT
DATE: 15 MAY 1973
FLEWEAFAC SUITLAND
ANALYSIS OF DATA:
NOTES:
1. ICE CONCENTRATIONS IN OKTAS.
2. ------ SEVEN DAY ICE LIMIT FORECAST.
3. O/W OPEN WATER.
4. ---- AVERAGE AIR TEMP PAST WEEK.
5. SEA SURFACE TEMP.
6. # ACCUMULATED SEASONAL ICE GROWTH IN INCHES AND TENTHS.
7. △ ICEBERG SIGHTINGS.
ICE FREE
ICE FREE
ICE FREE
ICE FREE
ICE FREE
NOTES:
1. ------ 22 MAY FORECAST ICE LIMIT.

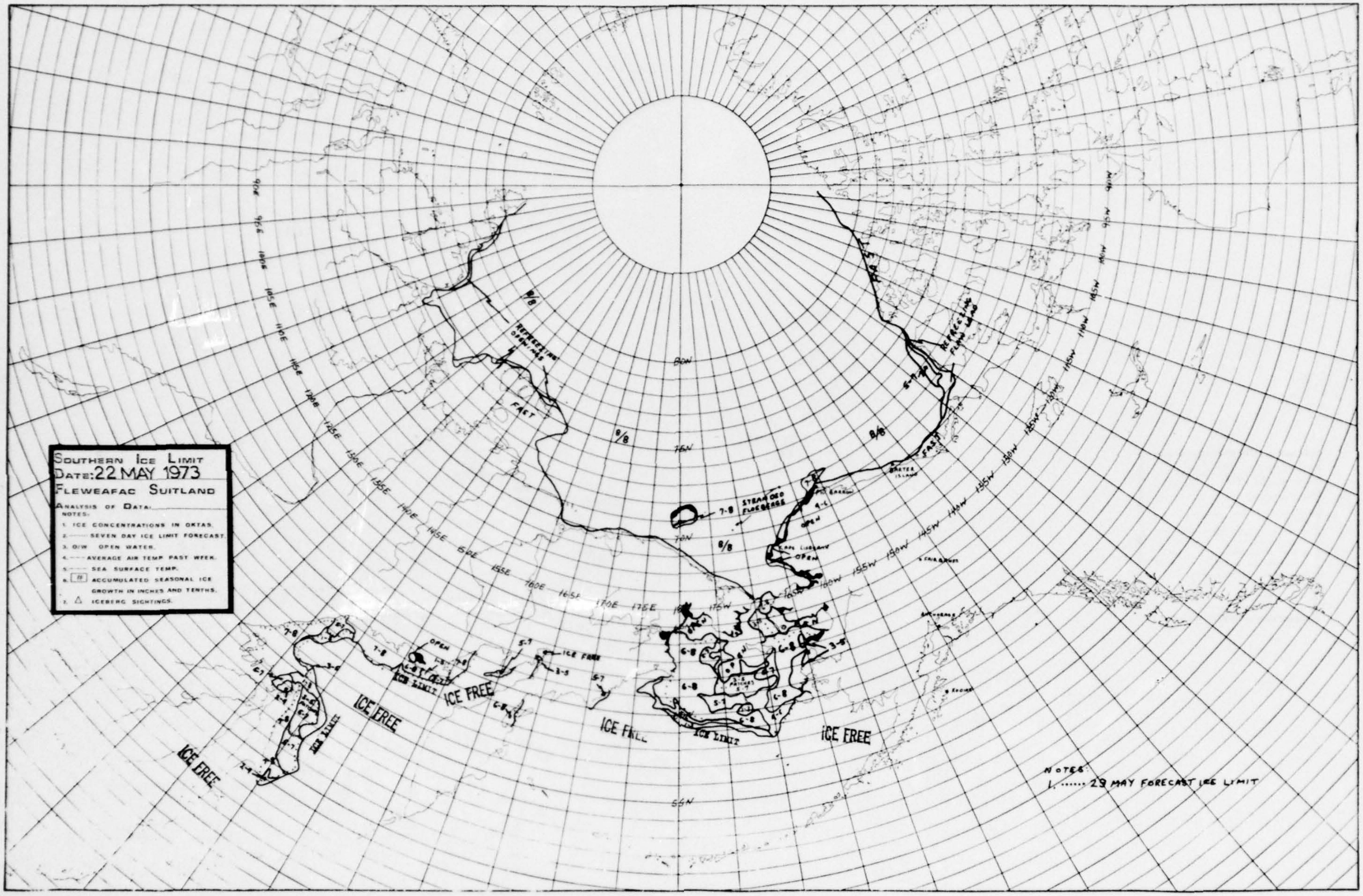
SOUTHERN ICE LIMIT
DATE: 22 MAY 1973
FLEWEAFAC SUITLAND
ANALYSIS OF DATA:
NOTES:
1. ICE CONCENTRATIONS IN OKTAS.
2. ······ SEVEN DAY ICE LIMIT FORECAST.
3. O/W OPEN WATER.
4. ---- AVERAGE AIR TEMP PAST WEEK.
5. ---- SEA SURFACE TEMP.
6. # ACCUMULATED SEASONAL ICE GROWTH IN INCHES AND TENTHS.
7. △ ICEBERG SIGHTINGS.
NOTES:
1. ······ 29 MAY FORECAST ICE LIMIT
ICE FREE
ICE LIMIT
FAST
OPEN
STRANDED FLOEBERGS
REFREEZING OPEN LEADS
8/8
80N
75N
70N
55N

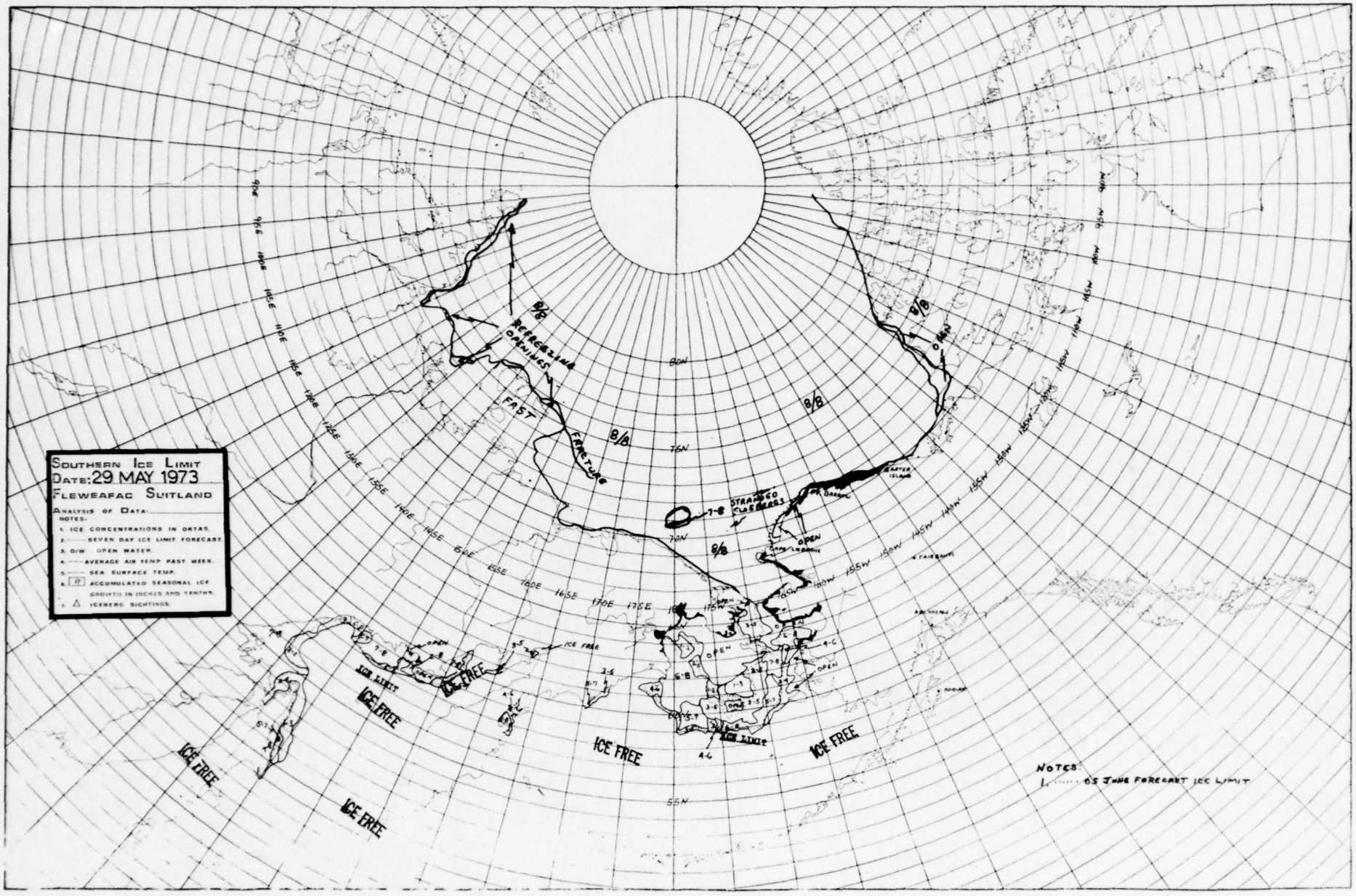
SOUTHERN ICE LIMIT
DATE: 29 MAY 1973
FLEWEAFAC SUITLAND
ANALYSIS OF DATA:
NOTES:
1. ICE CONCENTRATIONS IN OKTAS.
2. ——— SEVEN DAY ICE LIMIT FORECAST.
3. O/W OPEN WATER.
4. ---- AVERAGE AIR TEMP PAST WEEK.
5. ——— SEA SURFACE TEMP.
6. ff ACCUMULATED SEASONAL ICE GROWTH IN INCHES AND TENTHS.
7. △ ICEBERG SIGHTINGS.
8/8
REFREEZING OPENINGS
FAST
FRACTURE
7-8 STRANDED ICEBERGS
OPEN
ICE FREE
ICE LIMIT
NOTES:
1 ..... 05 JUNE FORECAST ICE LIMIT

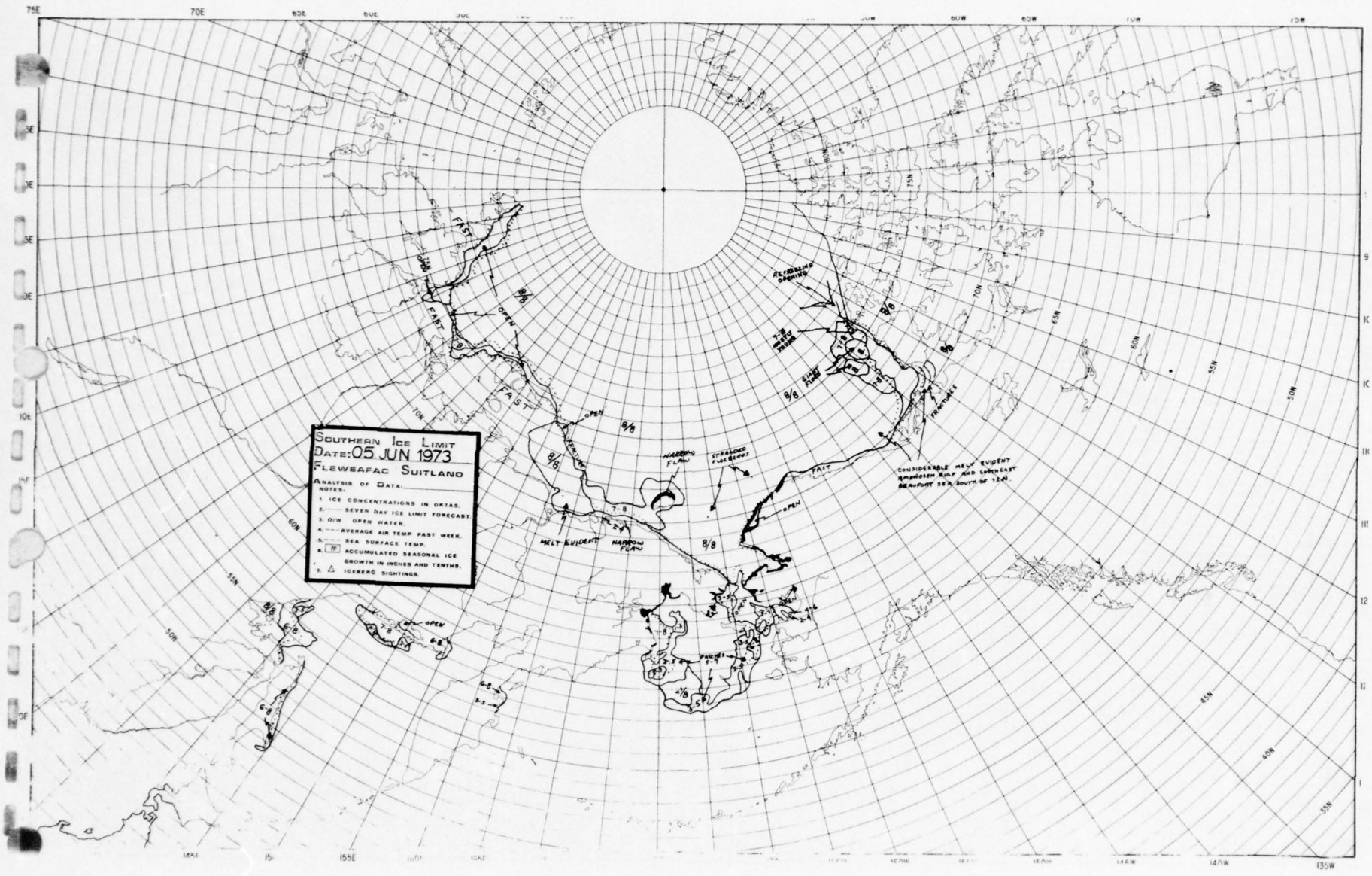
SOUTHERN ICE LIMIT
DATE: 05 JUN 1973
FLEWEAFAC SUITLAND
ANALYSIS OF DATA.
NOTES:
1. ICE CONCENTRATIONS IN OKTAS.
2. SEVEN DAY ICE LIMIT FORECAST.
3. O/W OPEN WATER.
4. AVERAGE AIR TEMP PAST WEEK.
5. SEA SURFACE TEMP.
6. ACCUMULATED SEASONAL ICE GROWTH IN INCHES AND TENTHS.
7. △ ICEBERG SIGHTINGS.
FAST
OPEN
8/8
MELT EVIDENT
NARROW FLAW
STRANDED FLOEBERGS
REFREEZING OPENING
FRACTURES
CONSIDERABLE MELT EVIDENT AMONGSEN GULF AND SOUTHEAST BEAUFORT SEA SOUTH OF 72N.
75E
70E
155E
140W
135W

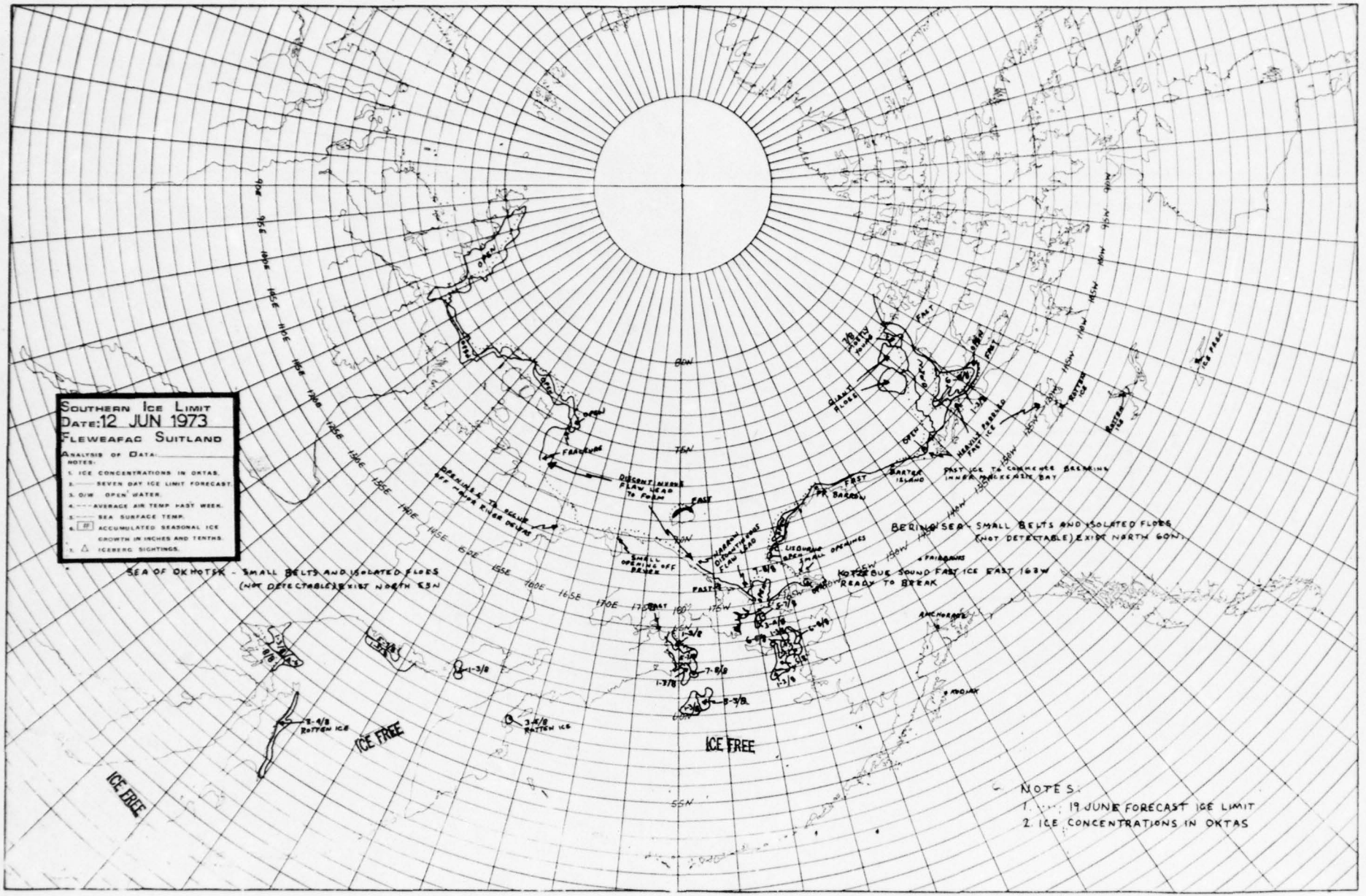
SOUTHERN ICE LIMIT
DATE: 12 JUN 1973
FLEWEAFAC SUITLAND
ANALYSIS OF DATA:
NOTES:
1. ICE CONCENTRATIONS IN OKTAS.
2. —— SEVEN DAY ICE LIMIT FORECAST.
3. O/W OPEN WATER.
4. ---- AVERAGE AIR TEMP LAST WEEK.
5. —— SEA SURFACE TEMP.
6. 37 ACCUMULATED SEASONAL ICE GROWTH IN INCHES AND TENTHS.
7. △ ICEBERG SIGHTINGS.
SEA OF OKHOTSK - SMALL BELTS AND ISOLATED FLOES (NOT DETECTABLE) EXIST NORTH 63N
BERING SEA - SMALL BELTS AND ISOLATED FLOES (NOT DETECTABLE) EXIST NORTH 60N.
KOTZEBUE SOUND FAST ICE EAST 163W READY TO BREAK
FAST ICE TO COMMENCE BREAKING IN THE KOTZEBUE BAY
ICE FREE
ICE FREE
ICE FREE
NOTES.
1. 19 JUNE FORECAST ICE LIMIT
2. ICE CONCENTRATIONS IN OKTAS

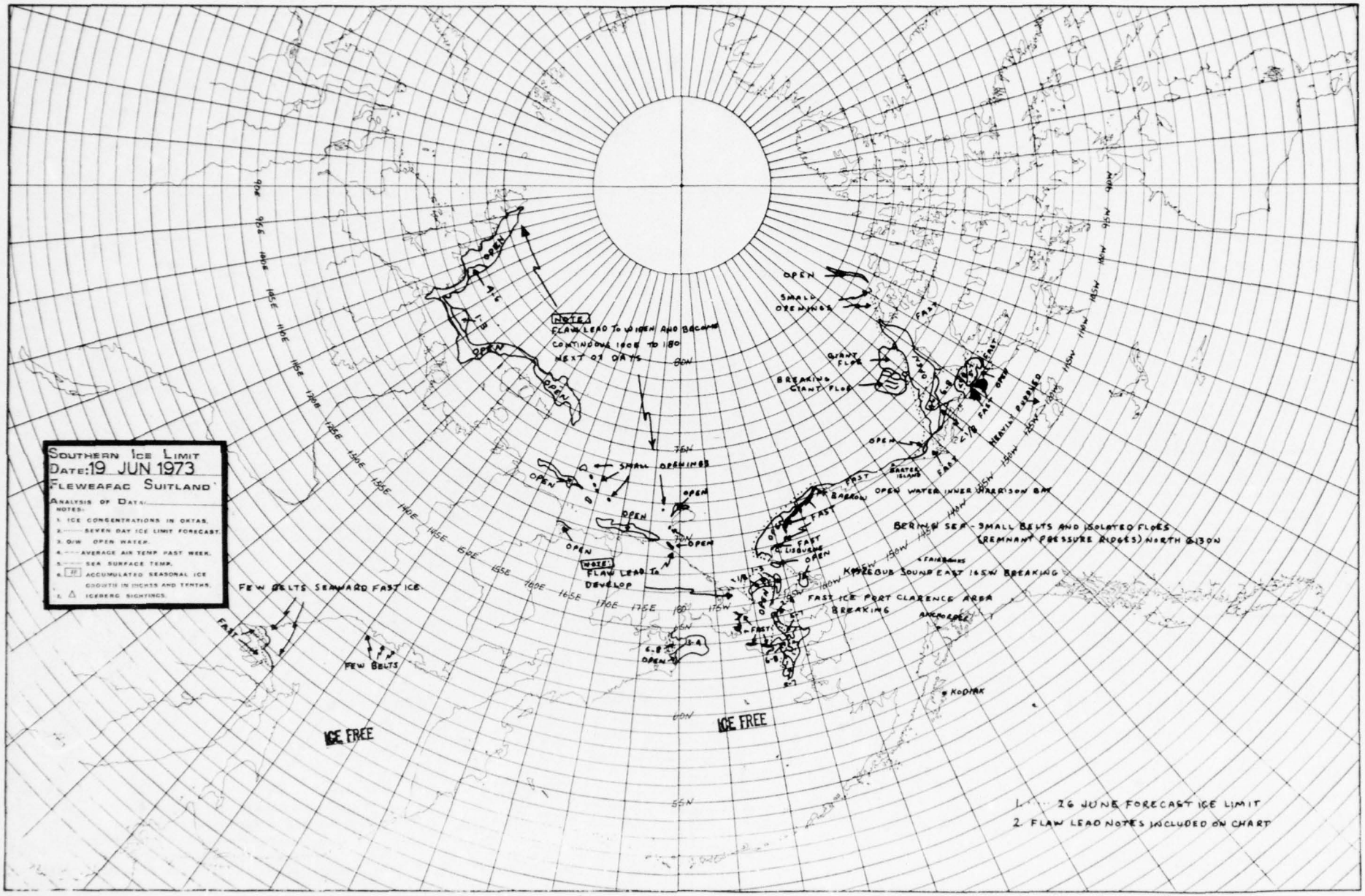
SOUTHERN ICE LIMIT
DATE: 19 JUN 1973
FLEWEAFAC SUITLAND
ANALYSIS OF DATA:
NOTES:
1. ICE CONCENTRATIONS IN OKTAS.
2. ------ SEVEN DAY ICE LIMIT FORECAST.
3. O/W OPEN WATER.
4. ---- AVERAGE AIR TEMP PAST WEEK.
5. ---- SEA SURFACE TEMP.
6. [ ] ACCUMULATED SEASONAL ICE GROWTH IN INCHES AND TENTHS.
7. △ ICEBERG SIGHTINGS.
NOTE: FLAW LEAD TO WIDEN AND BECOME CONTINUOUS 160E TO 180 NEXT 01 DAYS
NOTE: FLAW LEAD TO DEVELOP
FEW BELTS SEAWARD FAST ICE
FEW BELTS
ICE FREE
ICE FREE
OPEN
SMALL OPENINGS
FAST
GIANT FLOE
BREAKING
BARROW
OPEN WATER INNER HARRISON BAY
BERING SEA - SMALL BELTS AND ISOLATED FLOES (REMNANT PRESSURE RIDGES) NORTH & WEST
KOTZEBUE SOUND EAST 165W BREAKING
FAST ICE PORT CLARENCE AREA BREAKING
ANCHORAGE
KODIAK
1. 26 JUNE FORECAST ICE LIMIT
2. FLAW LEAD NOTES INCLUDED ON CHART

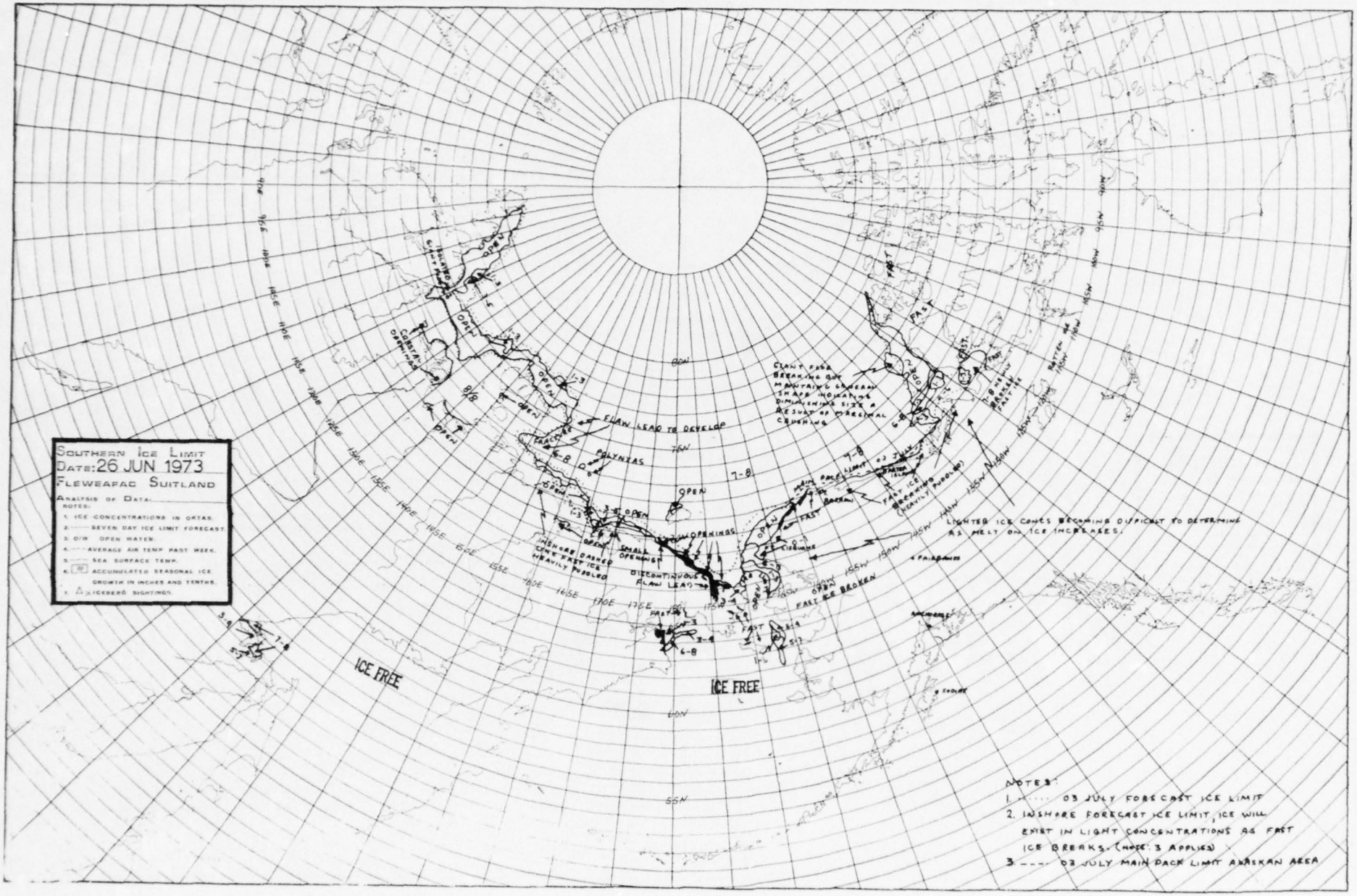
SOUTHERN ICE LIMIT
DATE: 26 JUN 1973
FLEWEAPAC SUITLAND
ANALYSIS OF DATA:
NOTES:
1. ICE CONCENTRATIONS IN OKTAS.
2. ------ SEVEN DAY ICE LIMIT FORECAST.
3. O/W OPEN WATER.
4. ----- AVERAGE AIR TEMP PAST WEEK.
5. ---- SEA SURFACE TEMP.
6. (32) ACCUMULATED SEASONAL ICE GROWTH IN INCHES AND TENTHS.
7. △ ICEBERG SIGHTINGS.
ICE FREE
ICE FREE
FLAW LEAD TO DEVELOP
POLYNYAS
DISCONTINUOUS FLAW LEAD
SMALL OPENINGS
FAST ICE BREAKING
FAST ICE BROKEN
LIGHTER ICE ZONES BECOMING DIFFICULT TO DETERMINE AS MELT ON ICE INCREASES.
NOTES:
1. ..... 03 JULY FORECAST ICE LIMIT
2. INSHORE FORECAST ICE LIMIT, ICE WILL EXIST IN LIGHT CONCENTRATIONS AS FAST ICE BREAKS. (NOTE 3 APPLIES)
3. ---- 03 JULY MAIN PACK LIMIT ARCTICAN AREA

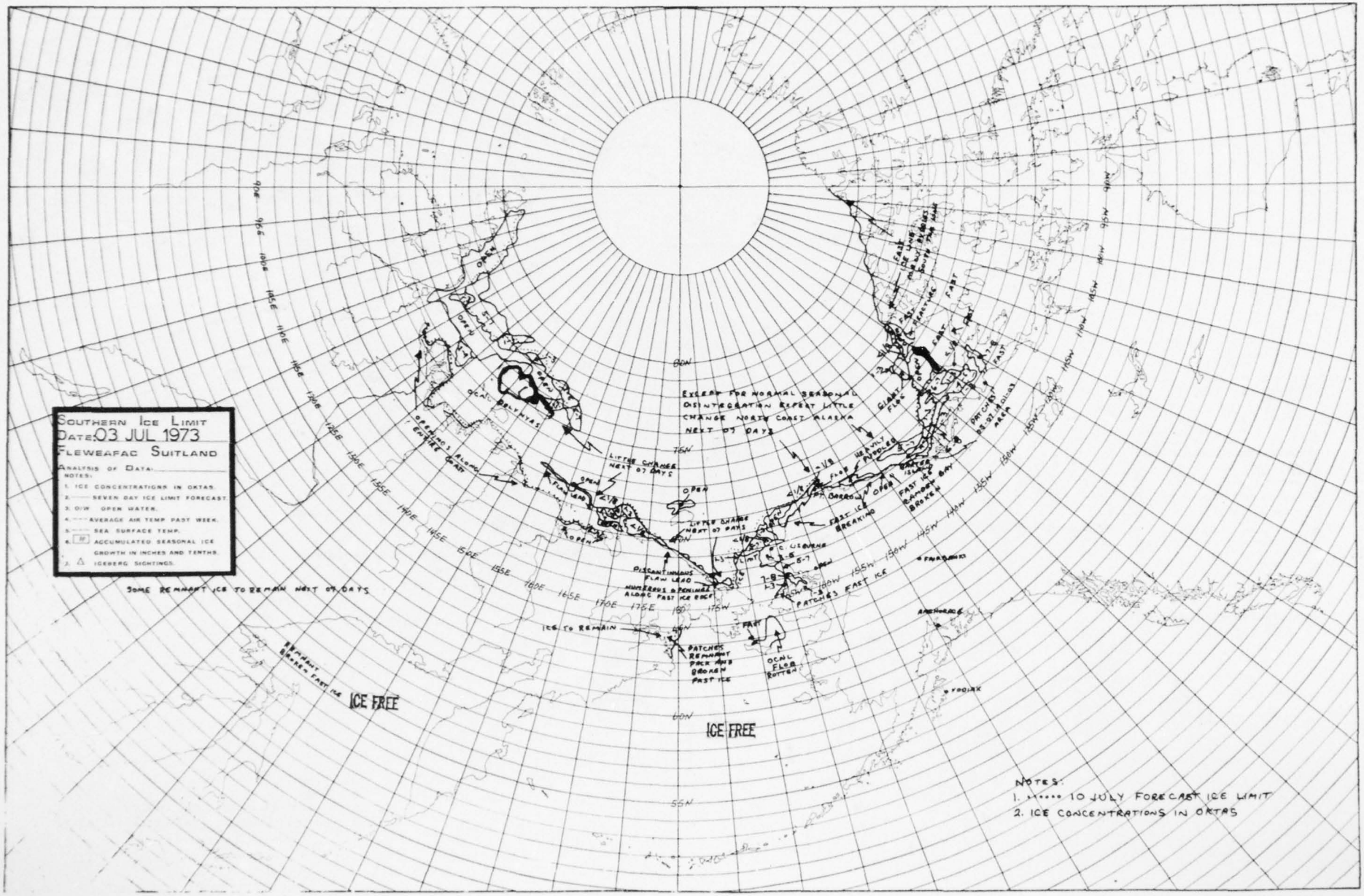
SOUTHERN ICE LIMIT
DATE: 03 JUL 1973
FLEWEAFAC SUITLAND
ANALYSIS OF DATA:
NOTES:
1. ICE CONCENTRATIONS IN OKTAS.
2. SEVEN DAY ICE LIMIT FORECAST.
3. O/W OPEN WATER.
4. AVERAGE AIR TEMP PAST WEEK.
5. SEA SURFACE TEMP.
6. ACCUMULATED SEASONAL ICE GROWTH IN INCHES AND TENTHS.
7. ICEBERG SIGHTINGS.
SOME REMNANT ICE TO REMAIN NEXT 07 DAYS
REMNANT BROKEN FAST ICE
ICE FREE
ICE FREE
ICE TO REMAIN
PATCHES REMNANT PACK AND BROKEN FAST ICE
OCNL FLOB ROTTEN
PATCHES FAST ICE
DISCONTINUOUS FLAW LEAD
NUMEROUS OPENINGS ALONG FAST ICE EDGE
LITTLE CHANGE NEXT 07 DAYS
LITTLE CHANGE NEXT 07 DAYS
EXCEPT FOR NORMAL SEASONAL DISINTEGRATION EXPECT LITTLE CHANGE NORTH COAST ALASKA NEXT 07 DAYS
FAST ICE BREAKING
FAST ICE RAMBOW BAY BROKEN
OPENINGS ALONG ENTIRE COAST
OCNL DELYNYAS
OPEN
FAST
FAIRBANKS
ANCHORAGE
KODIAK
80N
75N
60N
55N
NOTES:
1. ..... 10 JULY FORECAST ICE LIMIT
2. ICE CONCENTRATIONS IN OKTAS

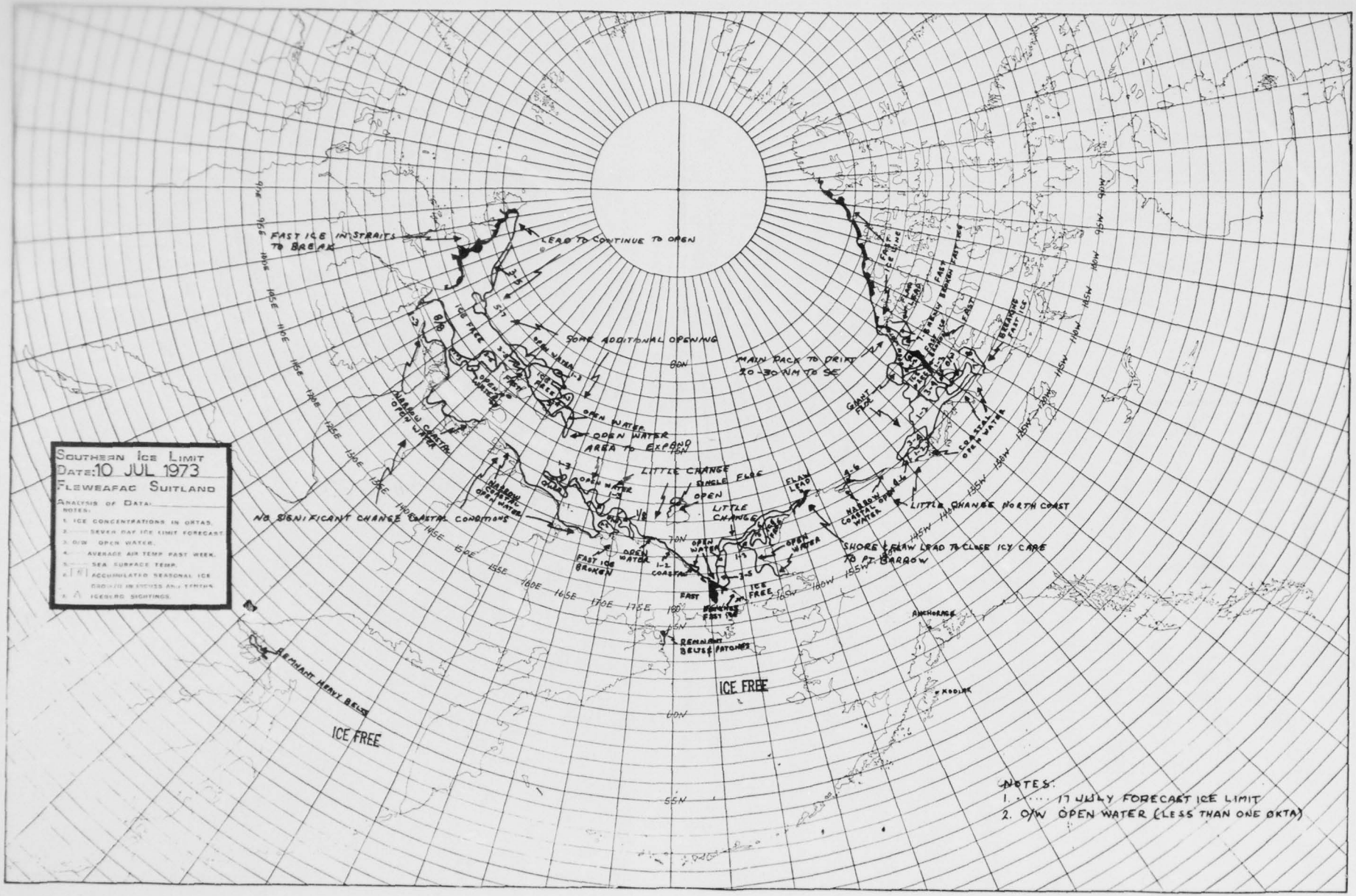

SOUTHERN ICE LIMIT
DATE: 10 JUL 1973
FLEWEAFAC SUITLAND
ANALYSIS OF DATA:
NOTES:
1. ICE CONCENTRATIONS IN OKTAS.
2. SEVEN DAY ICE LIMIT FORECAST
3. O/W OPEN WATER.
4. AVERAGE AIR TEMP PAST WEEK.
5. SEA SURFACE TEMP.
6. ACCUMULATED SEASONAL ICE GROWTH IN INCHES AND TENTHS
7. ICEBERG SIGHTINGS.
FAST ICE IN STRAITS TO BREAK
LEAD TO CONTINUE TO OPEN
SOME ADDITIONAL OPENING
MAIN PACK TO DRIFT 20-30 NM TO SE
OPEN WATER
OPEN WATER AREA TO EXPAND
LITTLE CHANGE
SINGLE FLOE
OPEN
LITTLE CHANGE
NO SIGNIFICANT CHANGE COASTAL CONDITIONS
FAST ICE BROKEN
OPEN WATER
COASTAL
FAST
ICE FREE
REMNANT BELTS & PATCHES
REMNANT HEAVY BELTS
ICE FREE
ICE FREE
FLAW LEAD
LITTLE CHANGE NORTH COAST
SHORE & FLAW LEAD TO CLOSE ICY CAPE TO PT. BARROW
ANCHORAGE
KODIAK
NOTES:
1. ..... 17 JULY FORECAST ICE LIMIT
2. O/W OPEN WATER (LESS THAN ONE OKTA)

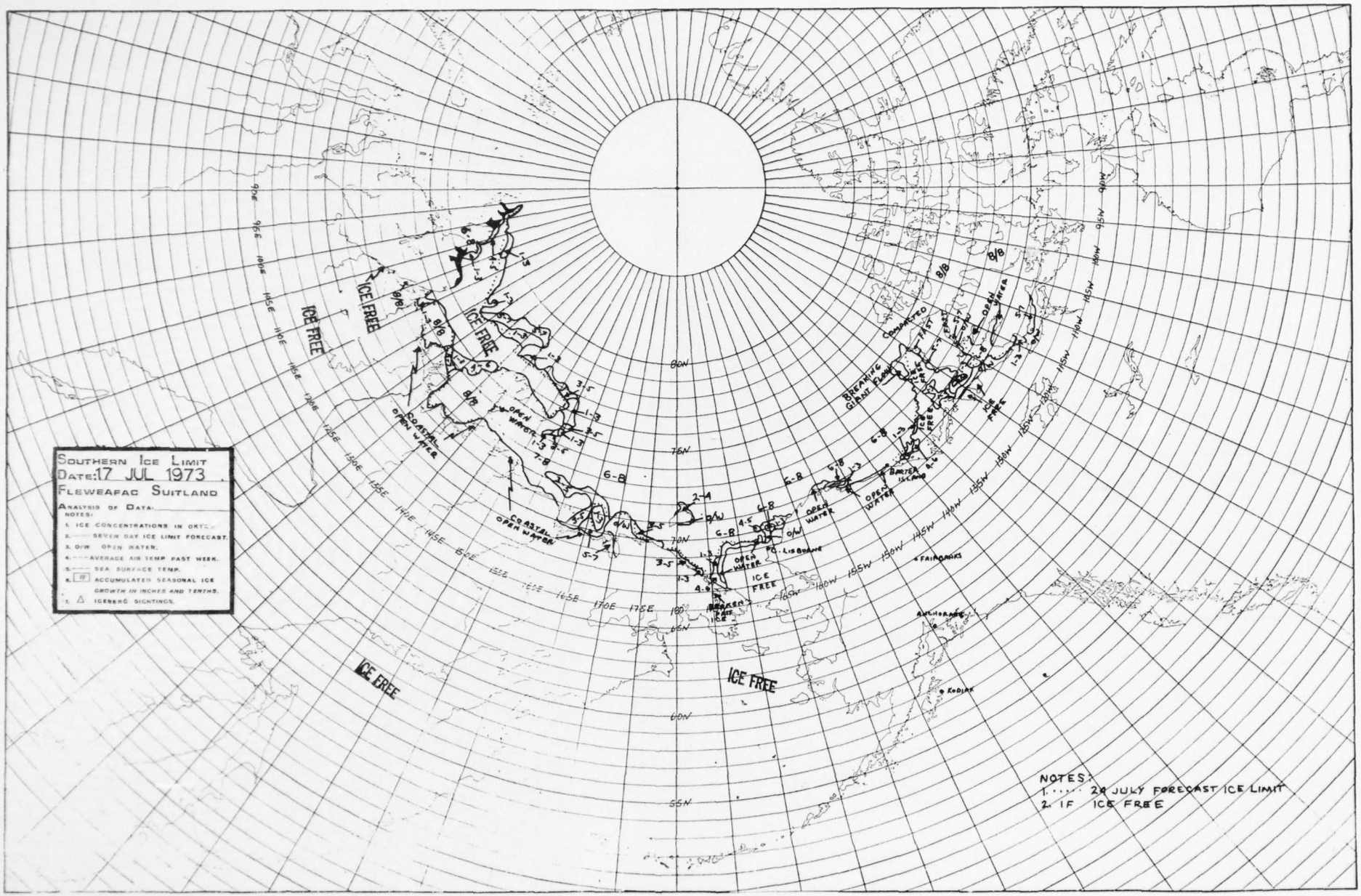
SOUTHERN ICE LIMIT
DATE: 17 JUL 1973
FLEWEAPAC SUITLAND
ANALYSIS OF DATA:
NOTES:
1. ICE CONCENTRATIONS IN OKTS.
2. ------ SEVEN DAY ICE LIMIT FORECAST.
3. O/W OPEN WATER.
4. ---- AVERAGE AIR TEMP PAST WEEK.
5. ---- SEA SURFACE TEMP.
6. [F] ACCUMULATED SEASONAL ICE GROWTH IN INCHES AND TENTHS.
7. △ ICEBERG SIGHTINGS.
ICE FREE
COASTAL OPEN WATER
OPEN WATER
BREAKING GIANT FLAW
COMPACTED
BARTER ISLAND
FAIRBANKS
ANCHORAGE
KODIAK
NOTES:
1. ..... 28 JULY FORECAST ICE LIMIT
2. IF ICE FREE

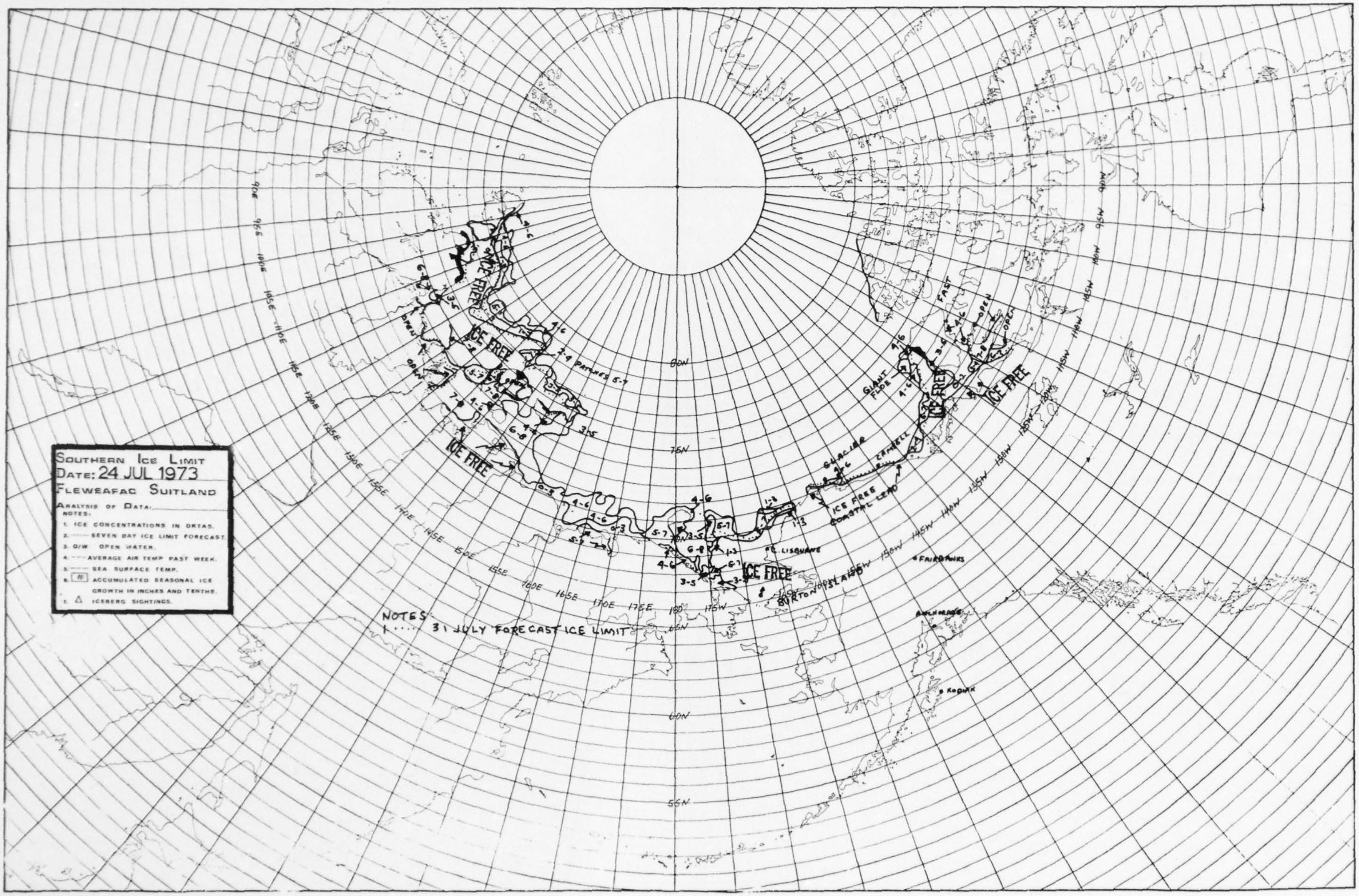
SOUTHERN ICE LIMIT
DATE: 24 JUL 1973
FLEWEAFAC SUITLAND
ANALYSIS OF DATA:
NOTES:
1. ICE CONCENTRATIONS IN OKTAS.
2. ······ SEVEN DAY ICE LIMIT FORECAST.
3. O/W OPEN WATER.
4. --- AVERAGE AIR TEMP PAST WEEK.
5. ---- SEA SURFACE TEMP.
6. ACCUMULATED SEASONAL ICE GROWTH IN INCHES AND TENTHS.
7. △ ICEBERG SIGHTINGS.
NOTES
1 ····· 31 JULY FORECAST ICE LIMIT
ICE FREE
GIANT FLOE
GLACIER
ICE FREE COASTAL LEAD
BARTON ISLAND
FAIRBANKS
ANCHORAGE
KODIAK
2-4 PATCHES 5-7
FAST
OPEN
60N
75N
65N
60N
55N

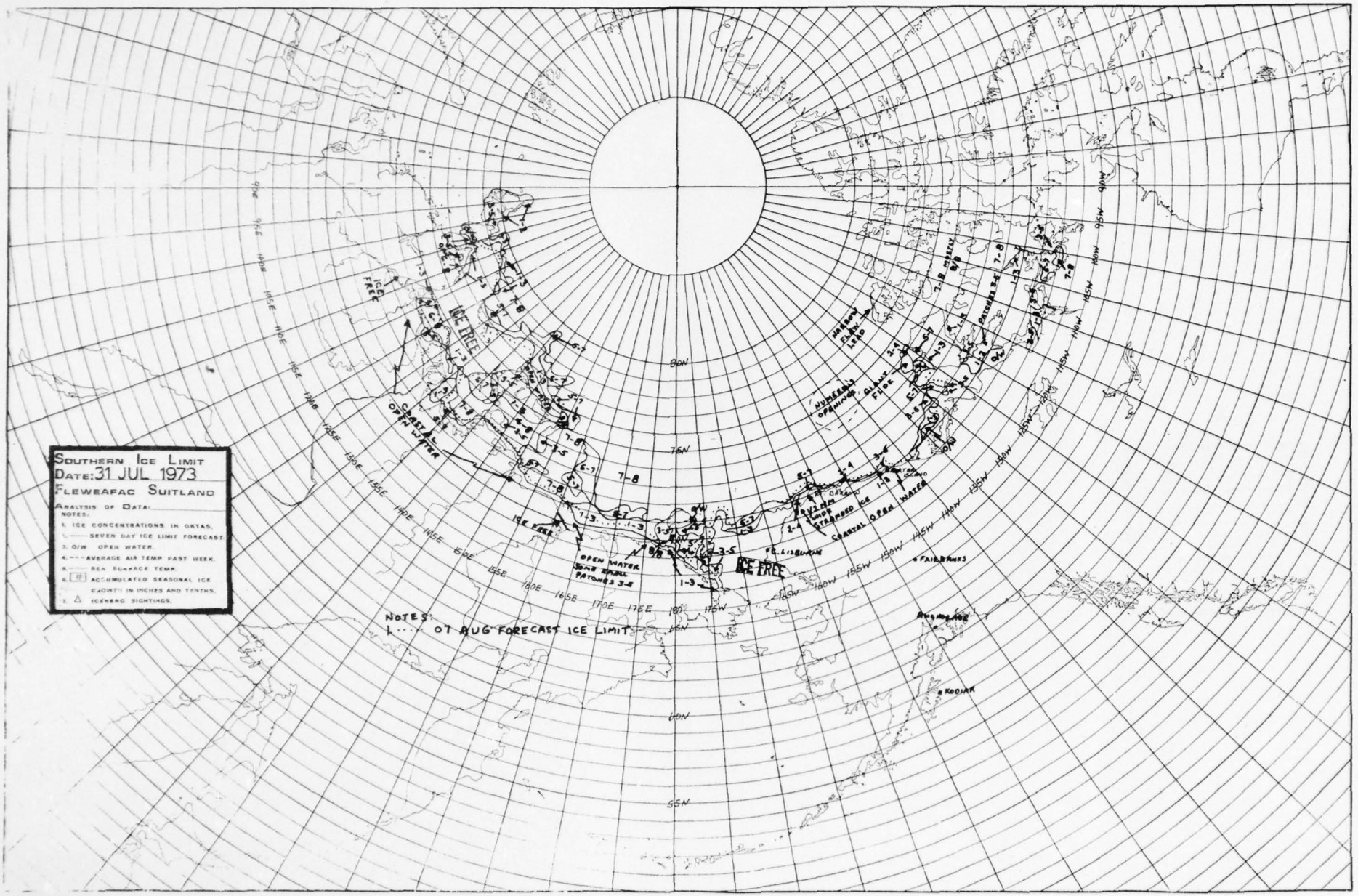
SOUTHERN ICE LIMIT
DATE: 31 JUL 1973
FLEWEAFAC SUITLAND
ANALYSIS OF DATA:
NOTES:
1. ICE CONCENTRATIONS IN OKTAS.
2. ------ SEVEN DAY ICE LIMIT FORECAST.
3. O/W OPEN WATER.
4. ---- AVERAGE AIR TEMP. PAST WEEK.
5. ---- SEA SURFACE TEMP.
6. [#] ACCUMULATED SEASONAL ICE GROWTH IN INCHES AND TENTHS.
7. △ ICEBERG SIGHTINGS.
NOTES:
1. ---- 07 AUG FORECAST ICE LIMIT
ICE FREE
COASTAL OPEN WATER
OPEN WATER SOME SMALL PATCHES 3-6
NUMEROUS OPENINGS
COASTAL OPEN WATER
FAIRBANKS
KODIAK
80N
75N
70N
65N
60W
70W
80W
90W
100W
110W
120W
130W
140W
150W
160W
170W
180
170E
160E
150E
140E
130E
120E
110E
100E
90E
80E

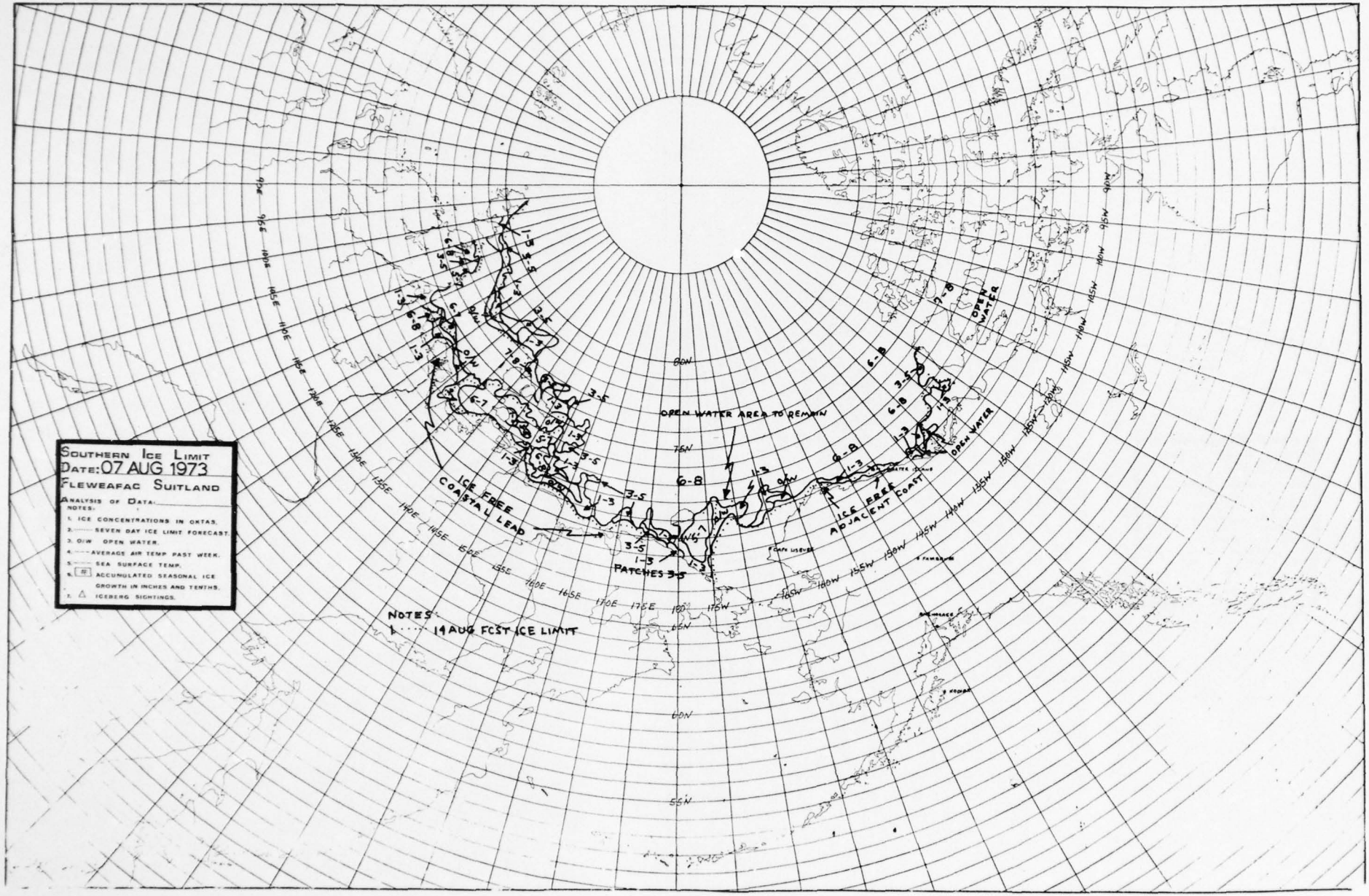
SOUTHERN ICE LIMIT
DATE: 07 AUG 1973
FLEWEAFAC SUITLAND
ANALYSIS OF DATA:
NOTES:
1. ICE CONCENTRATIONS IN OKTAS.
2. SEVEN DAY ICE LIMIT FORECAST.
3. O/W OPEN WATER.
4. AVERAGE AIR TEMP PAST WEEK.
5. SEA SURFACE TEMP.
6. ACCUMULATED SEASONAL ICE GROWTH IN INCHES AND TENTHS.
7. ICEBERG SIGHTINGS.
NOTES:
1. 14 AUG FCST ICE LIMIT
OPEN WATER AREA TO REMAIN
ICE FREE COASTAL LEAD
ICE FREE ADJACENT COAST
OPEN WATER
PATCHES 3-5
80N
75N
65N
60N
55N

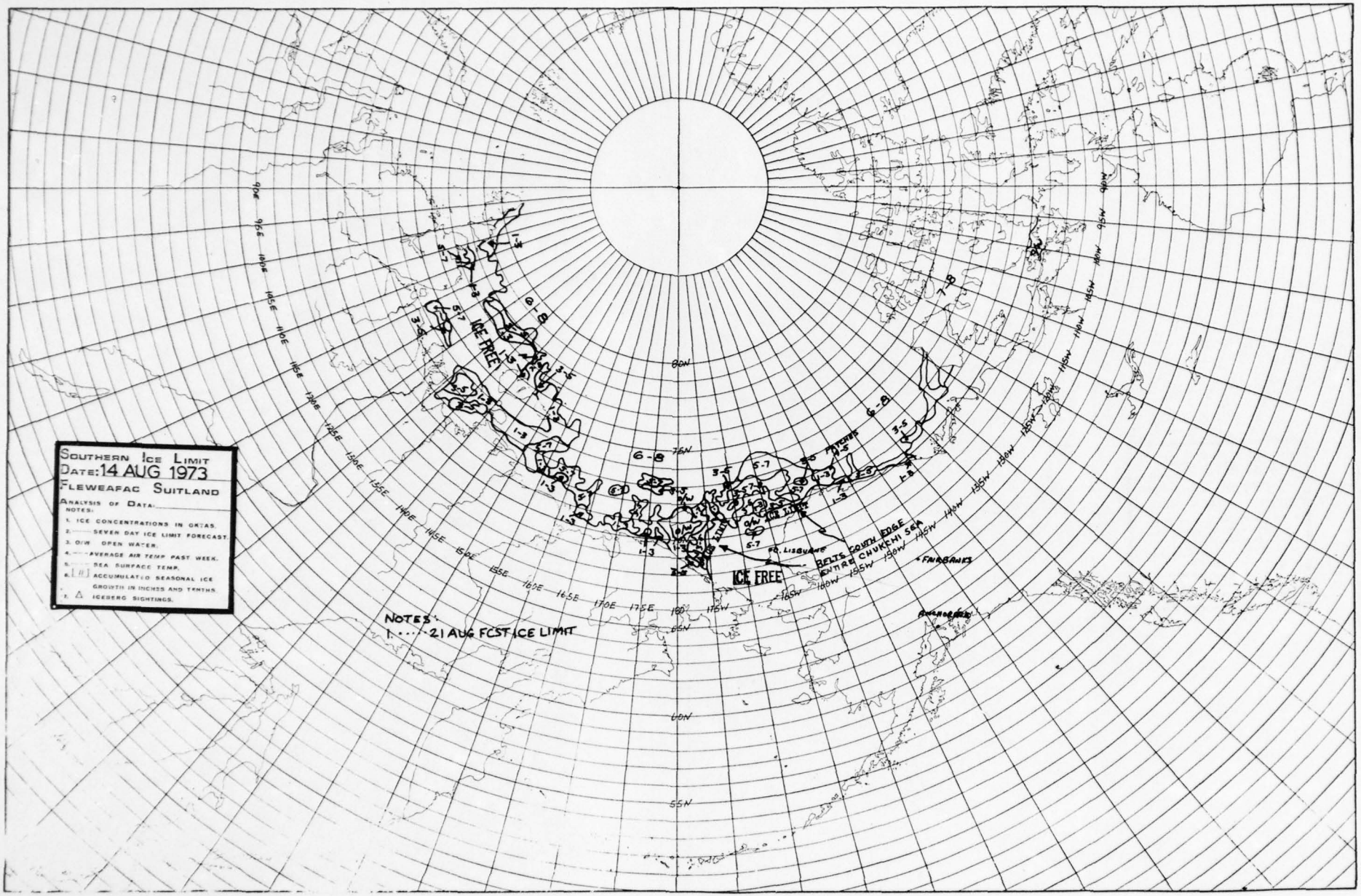
SOUTHERN ICE LIMIT
DATE: 14 AUG 1973
FLEWEAFAC SUITLAND
ANALYSIS OF DATA:
NOTES:
1. ICE CONCENTRATIONS IN OKTAS.
2. SEVEN DAY ICE LIMIT FORECAST.
3. O/W OPEN WATER.
4. AVERAGE AIR TEMP PAST WEEK.
5. SEA SURFACE TEMP.
6. ACCUMULATED SEASONAL ICE GROWTH IN INCHES AND TENTHS.
7. △ ICEBERG SIGHTINGS.
NOTES:
1. 21 AUG FCST ICE LIMIT
ICE FREE
ICE FREE
BELTS SOUTH EDGE
ENTIRE CHUKCHI SEA
FAIRBANKS
ANCHORAGE
80N
75N
65N
60N
55N
90E
95E
100E
105E
110E
115E
120E
125E
130E
135E
140E
145E
150E
155E
160E
165E
170E
175E
180
175W
165W
160W
155W
150W
145W
140W
135W
130W
125W
120W
115W
110W
105W
100W
95W
90W

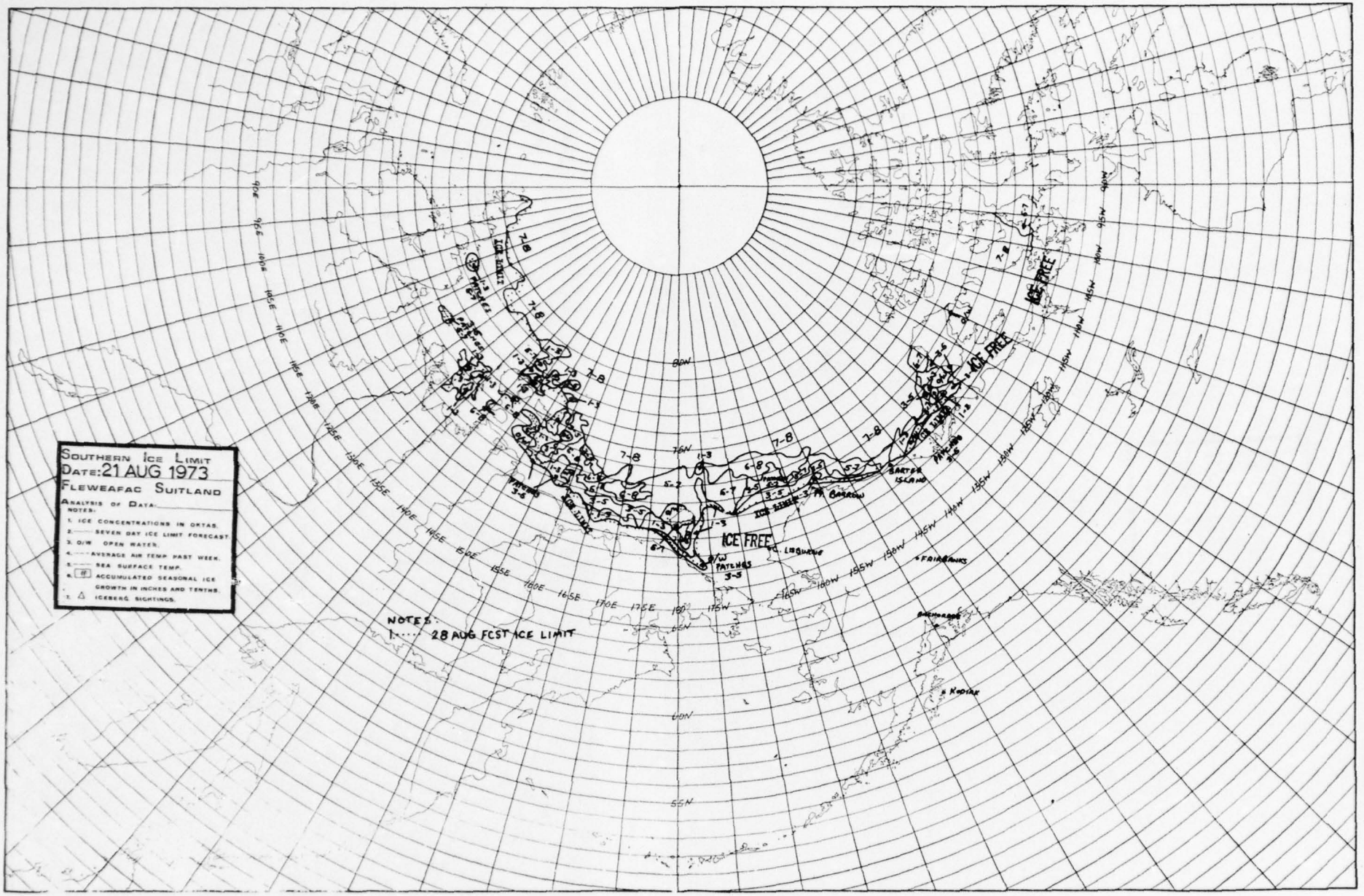
SOUTHERN ICE LIMIT
DATE: 21 AUG 1973
FLEWEAFAC SUITLAND
ANALYSIS OF DATA:
NOTES:
1. ICE CONCENTRATIONS IN OKTAS.
2. —— SEVEN DAY ICE LIMIT FORECAST.
3. O/W OPEN WATER.
4. ---- AVERAGE AIR TEMP. PAST WEEK.
5. —— SEA SURFACE TEMP.
6. # ACCUMULATED SEASONAL ICE GROWTH IN INCHES AND TENTHS.
7. △ ICEBERG SIGHTINGS.
NOTES:
1. ..... 28 AUG FCST ICE LIMIT
ICE FREE
ICE FREE
ICE FREE
ICE FREE
ICE LIMIT
PATCHES 3-5
BARTER ISLAND
BARROW
LISBURNE
FAIRBANKS
KODIAK
80N
75N
65N
60N
55N
90E
95E
100E
105E
110E
115E
120E
125E
130E
135E
140E
145E
150E
155E
160E
165E
170E
175E
180
175W
165W
160W
155W
150W
145W
140W
135W
130W
125W
120W
115W
110W
105W
100W
95W
90W

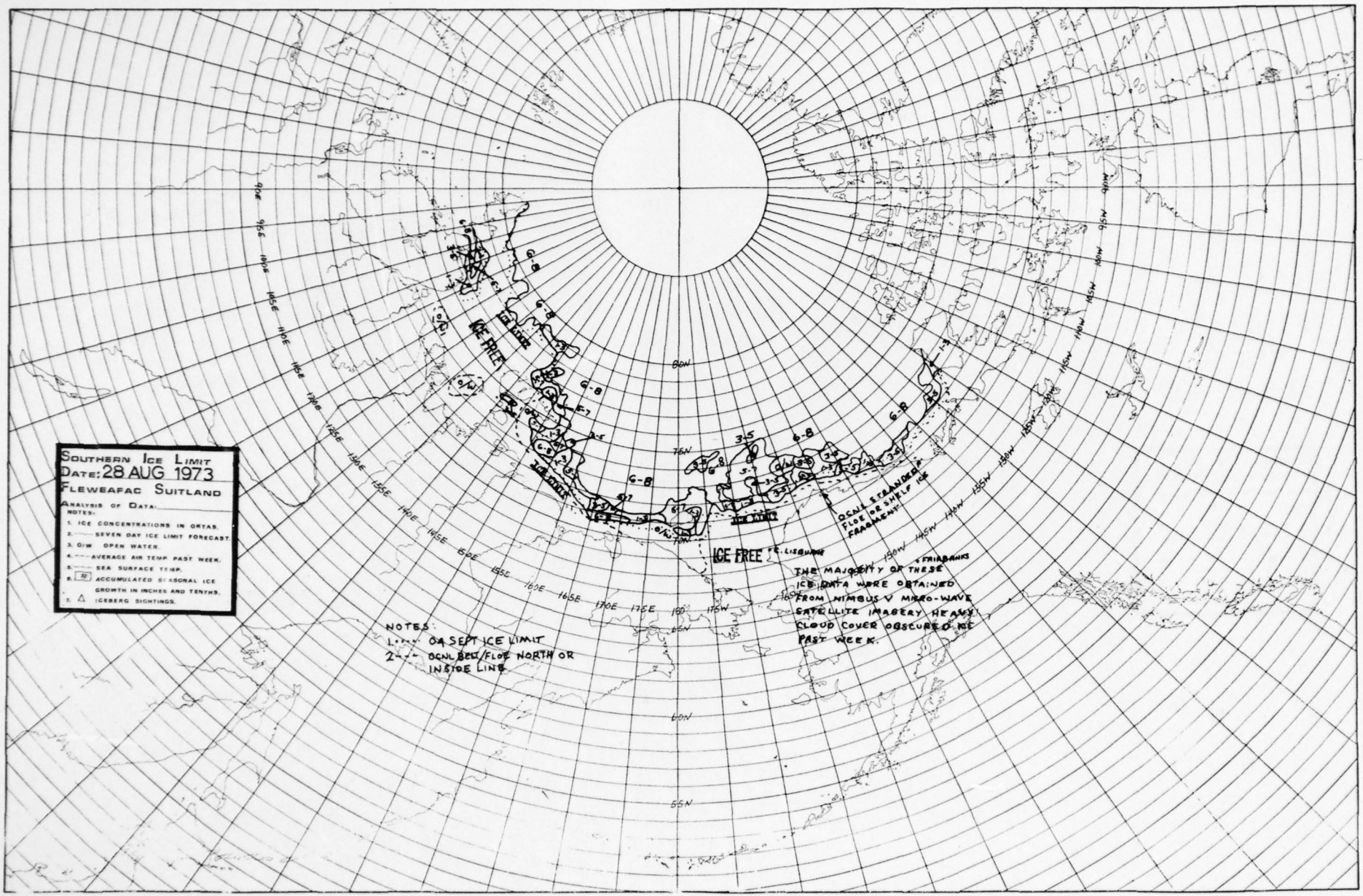
SOUTHERN ICE LIMIT
DATE: 28 AUG 1973
FLEWEAFAC SUITLAND
ANALYSIS OF DATA:
NOTES:
1. ICE CONCENTRATIONS IN OKTAS.
2. —— SEVEN DAY ICE LIMIT FORECAST.
3. O/W OPEN WATER.
4. - - - AVERAGE AIR TEMP PAST WEEK.
5. —— SEA SURFACE TEMP.
6. # ACCUMULATED SEASONAL ICE GROWTH IN INCHES AND TENTHS.
7. △ ICEBERG SIGHTINGS.
NOTES:
1. - - - 04 SEPT ICE LIMIT
2. - - - OCNL BELT/FLOE NORTH OR INSIDE LINE
THE MAJORITY OF THESE ICE DATA WERE OBTAINED FROM NIMBUS V MICRO-WAVE SATELLITE IMAGERY HEAVY CLOUD COVER OBSCURED ICE PAST WEEK.
OCNL STRANDED FLOE OR SHELF ICE FRAGMENT
ICE FREE
ICE FREE
ICE FREE
FT. LISBURNE
FAIRBANKS
80N
75N
70N
65N
60N
55N
90E
95E
100E
105E
110E
115E
120E
125E
130E
135E
140E
145E
150E
155E
160E
165E
170E
175E
180
175W
165W
150W
145W
140W
135W
130W
125W
120W
115W
110W
105W
100W
95W
90W
6-8
3-5
O/W

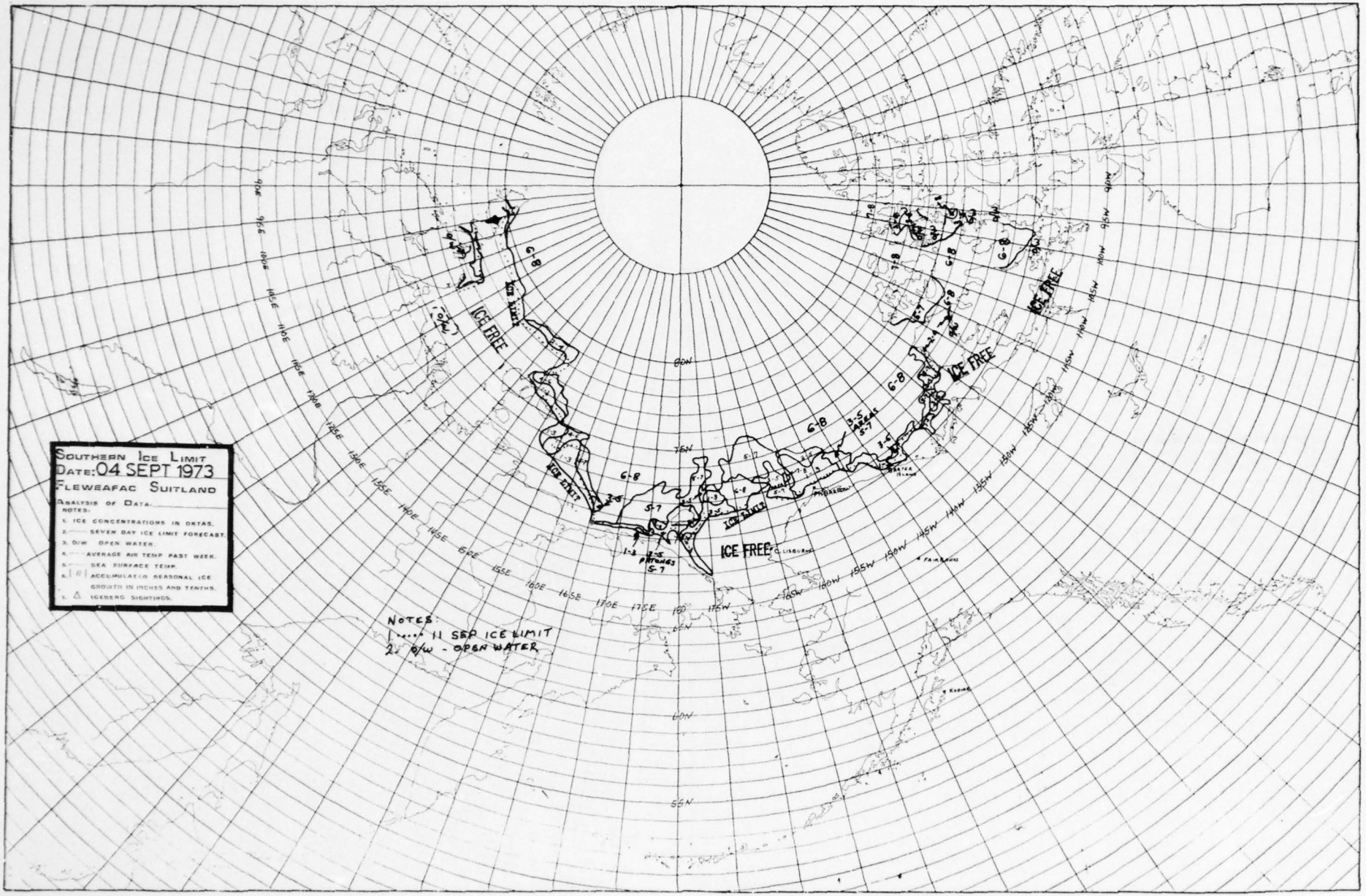
SOUTHERN ICE LIMIT
DATE: 04 SEPT 1973
FLEWEAFAC SUITLAND
ANALYSIS OF DATA:
NOTES:
1. ICE CONCENTRATIONS IN OKTAS.
2. SEVEN DAY ICE LIMIT FORECAST.
3. O/W OPEN WATER.
4. AVERAGE AIR TEMP PAST WEEK.
5. SEA SURFACE TEMP.
6. ACCUMULATED SEASONAL ICE GROWTH IN INCHES AND TENTHS.
7. ICEBERG SIGHTINGS.
NOTES:
1. 11 SEP ICE LIMIT
2. O/W - OPEN WATER
ICE FREE
ICE LIMIT
6-8
5-7
3-5 AREAS 5-7
1-3 PATCHES 5-7
80N
75N
65N
60N
55N
90E
95E
100E
105E
110E
115E
120E
125E
130E
135E
140E
145E
150E
155E
160E
165E
170E
175E
180
175W
165W
160W
155W
150W
145W
140W
135W
130W
125W
120W
115W
110W
105W
100W
95W
90W

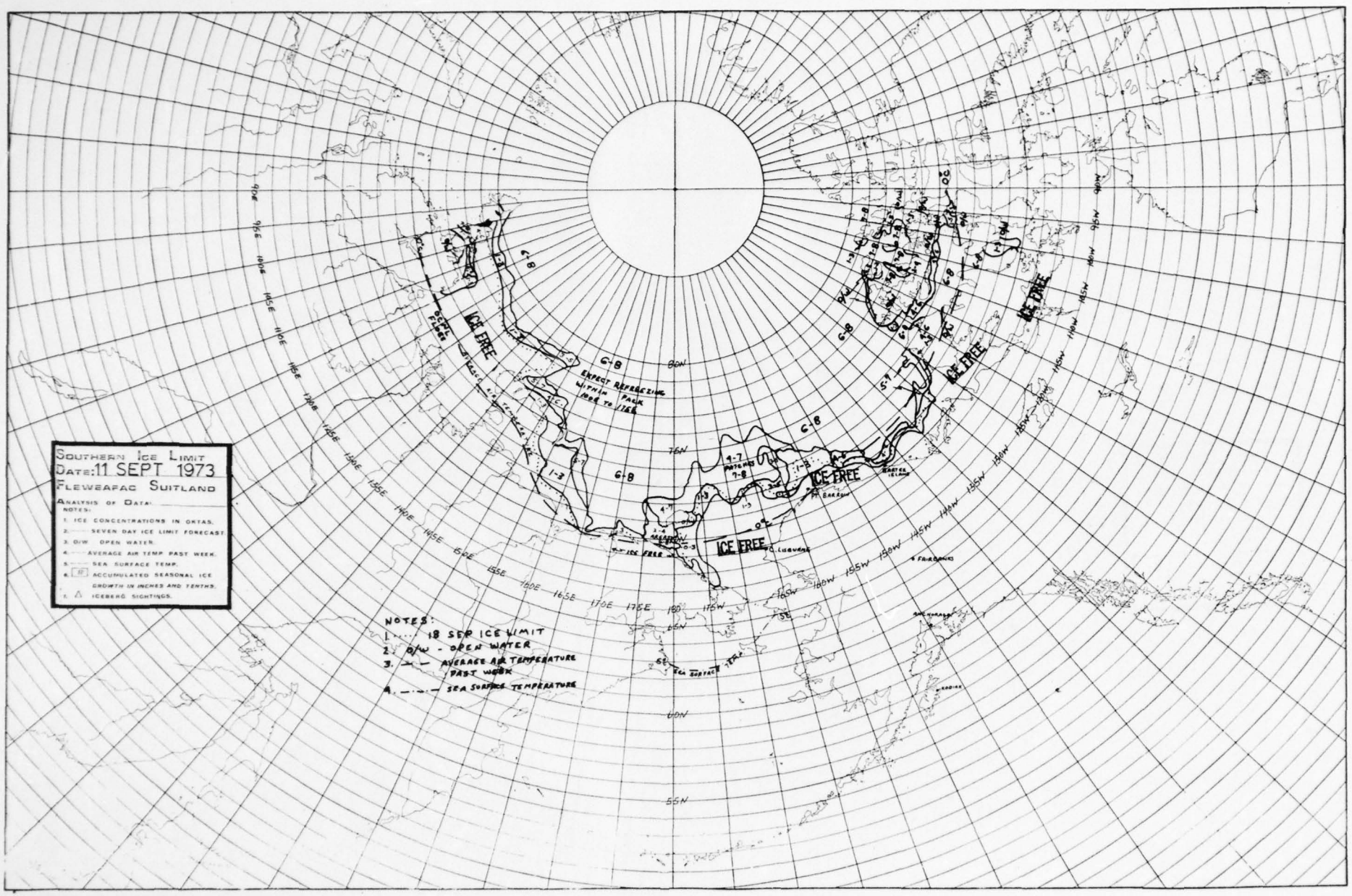
SOUTHERN ICE LIMIT
DATE: 11 SEPT 1973
FLEWEAFAC SUITLAND
ANALYSIS OF DATA:
NOTES:
1. ICE CONCENTRATIONS IN OKTAS.
2. SEVEN DAY ICE LIMIT FORECAST
3. O/W OPEN WATER.
4. AVERAGE AIR TEMP. PAST WEEK.
5. SEA SURFACE TEMP.
6. ACCUMULATED SEASONAL ICE GROWTH IN INCHES AND TENTHS.
7. ICEBERG SIGHTINGS.
NOTES:
1. 18 SEP ICE LIMIT
2. O/W - OPEN WATER
3. AVERAGE AIR TEMPERATURE PAST WEEK
4. SEA SURFACE TEMPERATURE
ICE FREE
EXPECT REFREEZING WITHIN PACK 100E TO 175E
6-8
1-3
4-7
7-8
80N
75N
65N
60N
55N
90E
95E
100E
105E
110E
115E
120E
125E
130E
135E
140E
145E
150E
155E
160E
165E
170E
175E
180
175W
165W
160W
155W
150W
145W
140W
135W
130W
125W
120W
115W
110W
105W
100W
95W
90W
FAIRBANKS
KODIAK

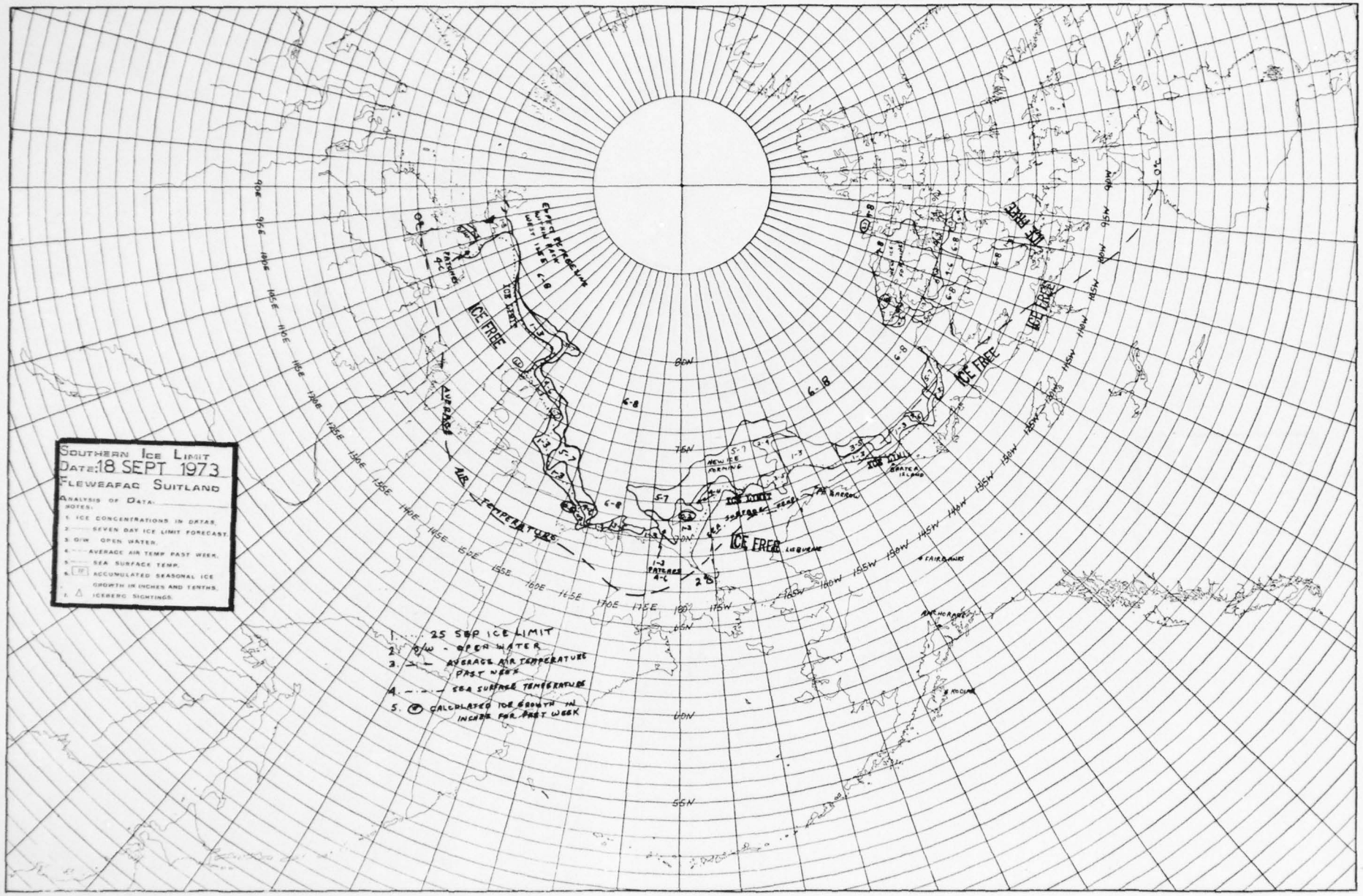

SOUTHERN ICE LIMIT
DATE: 18 SEPT 1973
FLEWEAFAC SUITLAND
ANALYSIS OF DATA:
NOTES:
1. ICE CONCENTRATIONS IN DKTAS.
2. SEVEN DAY ICE LIMIT FORECAST.
3. O/W OPEN WATER.
4. AVERAGE AIR TEMP PAST WEEK.
5. SEA SURFACE TEMP.
6. ACCUMULATED SEASONAL ICE GROWTH IN INCHES AND TENTHS.
7. ICEBERG SIGHTINGS.
1. 25 SEP ICE LIMIT
2. O/W - OPEN WATER
3. AVERAGE AIR TEMPERATURE PAST WEEK
4. SEA SURFACE TEMPERATURE
5. CALCULATED ICE GROWTH IN INCHES FOR PAST WEEK
ICE FREE
ICE LIMIT
AVERAGE AIR TEMPERATURE
PATCHES 4-6
NEW ICE FORMING
LISBURNE
BARTER ISLAND
FAIRBANKS
ANCHORAGE
KODIAK
80N
75N
65N
60N
55N

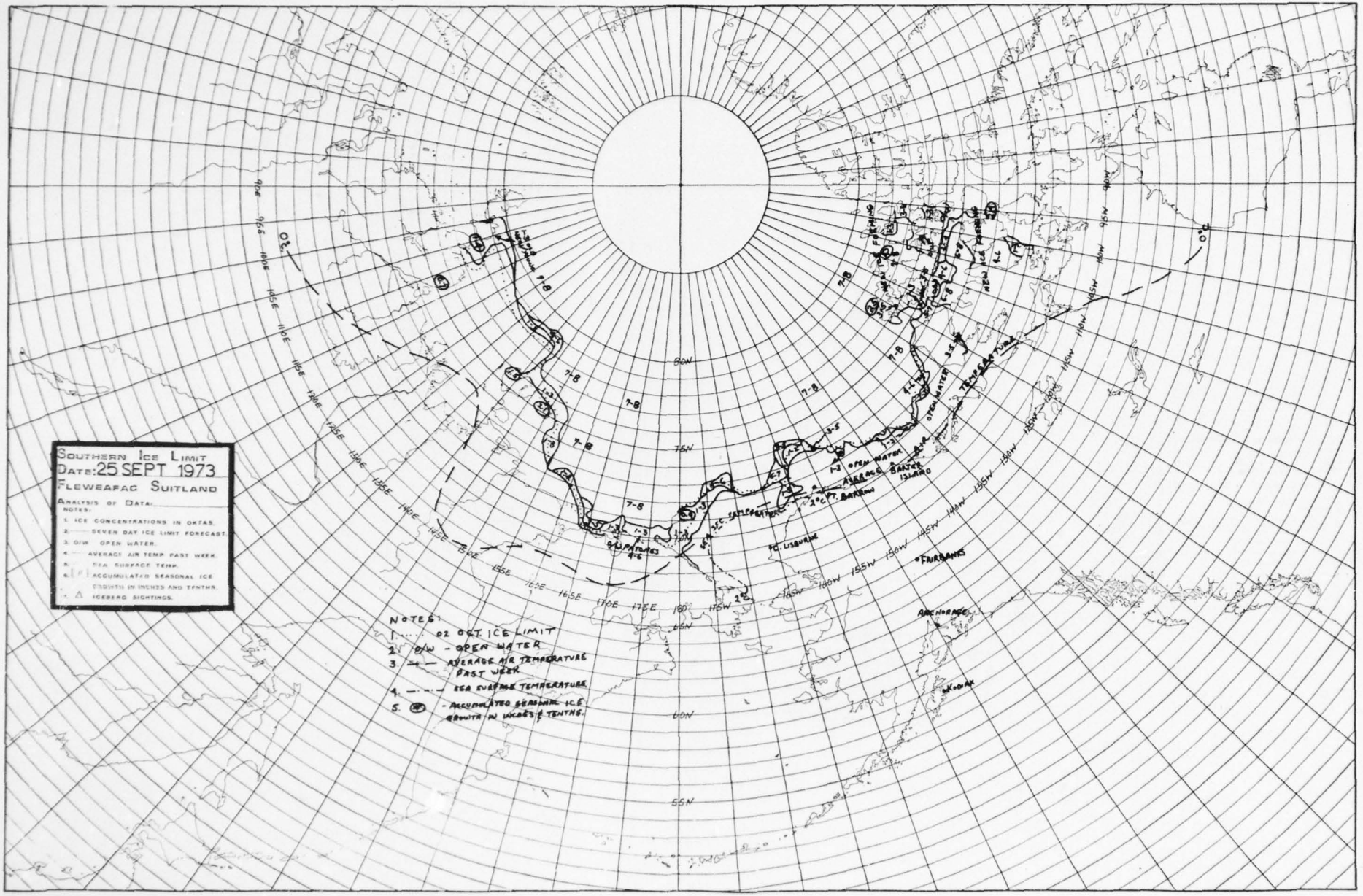
SOUTHERN ICE LIMIT
DATE: 25 SEPT 1973
FLEWEAFAC SUITLAND
ANALYSIS OF DATA:
NOTES:
1. ICE CONCENTRATIONS IN OKTAS.
2. SEVEN DAY ICE LIMIT FORECAST.
3. O/W OPEN WATER.
4. AVERAGE AIR TEMP PAST WEEK.
5. SEA SURFACE TEMP.
6. ACCUMULATED SEASONAL ICE GROWTH IN INCHES AND TENTHS.
7. ICEBERG SIGHTINGS.
NOTES:
1. 02 OCT. ICE LIMIT
2. O/W - OPEN WATER
3. AVERAGE AIR TEMPERATURE PAST WEEK
4. SEA SURFACE TEMPERATURE
5. - ACCUMULATED SEASONAL ICE GROWTH IN INCHES & TENTHS.
80N
75N
65N
60N
55N
FAIRBANKS
ANCHORAGE
KODIAK
PT. BARROW
PT. LISBURNE
OPEN WATER
AVERAGE AIR TEMPERATURE
BARTER ISLAND
NEW ICE FORMING
O/W PATCHES
7-8
3-5
1-3
4-6
2°C
0°C

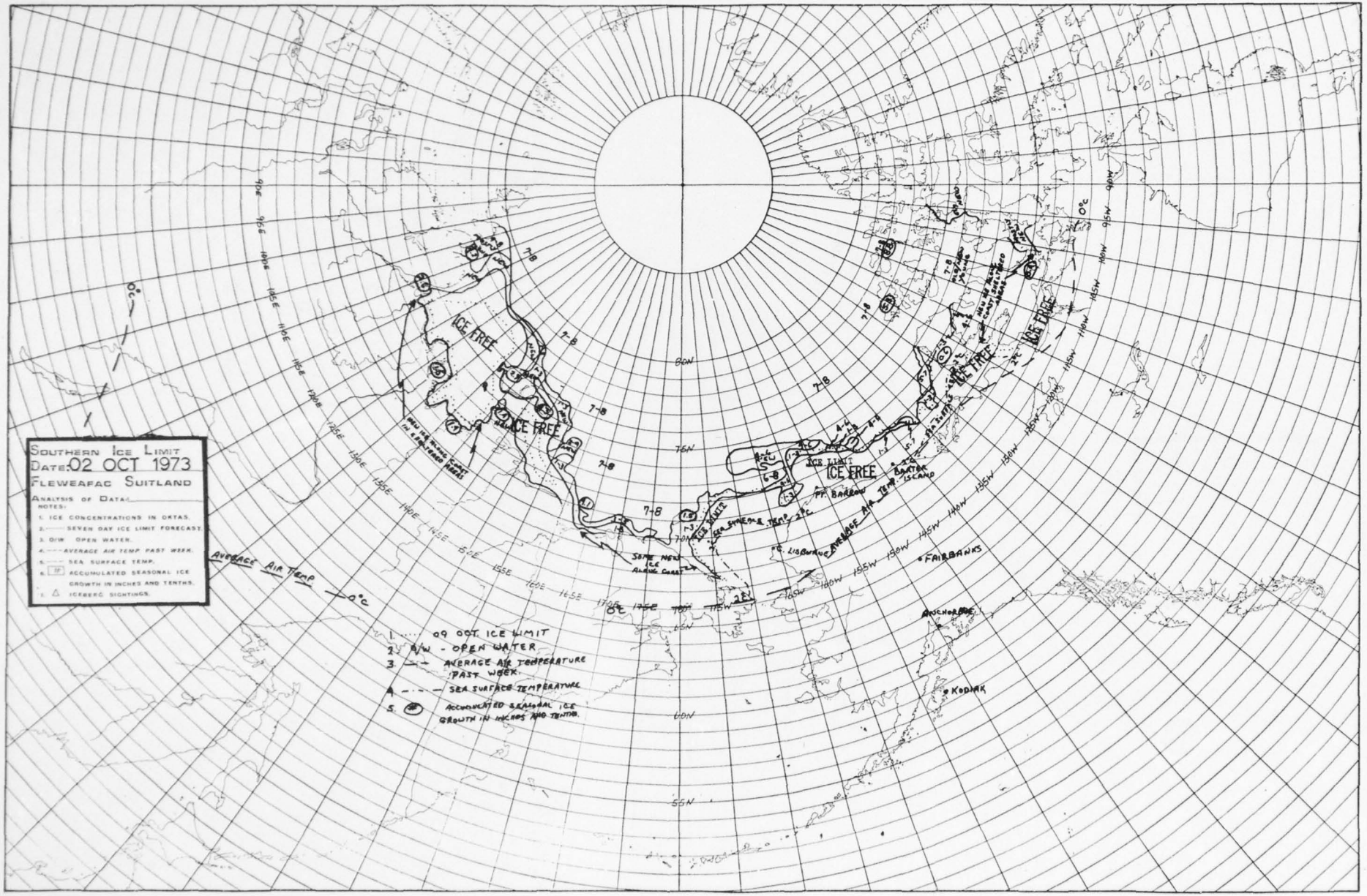

SOUTHERN ICE LIMIT
DATE: 02 OCT 1973
FLEWEAFAC SUITLAND
ANALYSIS OF DATA:
NOTES:
1. ICE CONCENTRATIONS IN OKTAS.
2. SEVEN DAY ICE LIMIT FORECAST.
3. O/W OPEN WATER.
4. AVERAGE AIR TEMP PAST WEEK.
5. SEA SURFACE TEMP.
6. ACCUMULATED SEASONAL ICE GROWTH IN INCHES AND TENTHS.
7. ICEBERG SIGHTINGS.
ICE FREE
ICE LIMIT
AVERAGE AIR TEMP
0°C
1. 09 OCT. ICE LIMIT
2. O/W - OPEN WATER
3. AVERAGE AIR TEMPERATURE PAST WEEK.
4. SEA SURFACE TEMPERATURE
5. ACCUMULATED SEASONAL ICE GROWTH IN INCHES AND TENTHS.
FAIRBANKS
ANCHORAGE
KODIAK
PT. BARROW
BARTER ISLAND
C. LISBURNE
SOME NEW ICE ALONG COAST
80N
75N
70N
65N
60N
55N

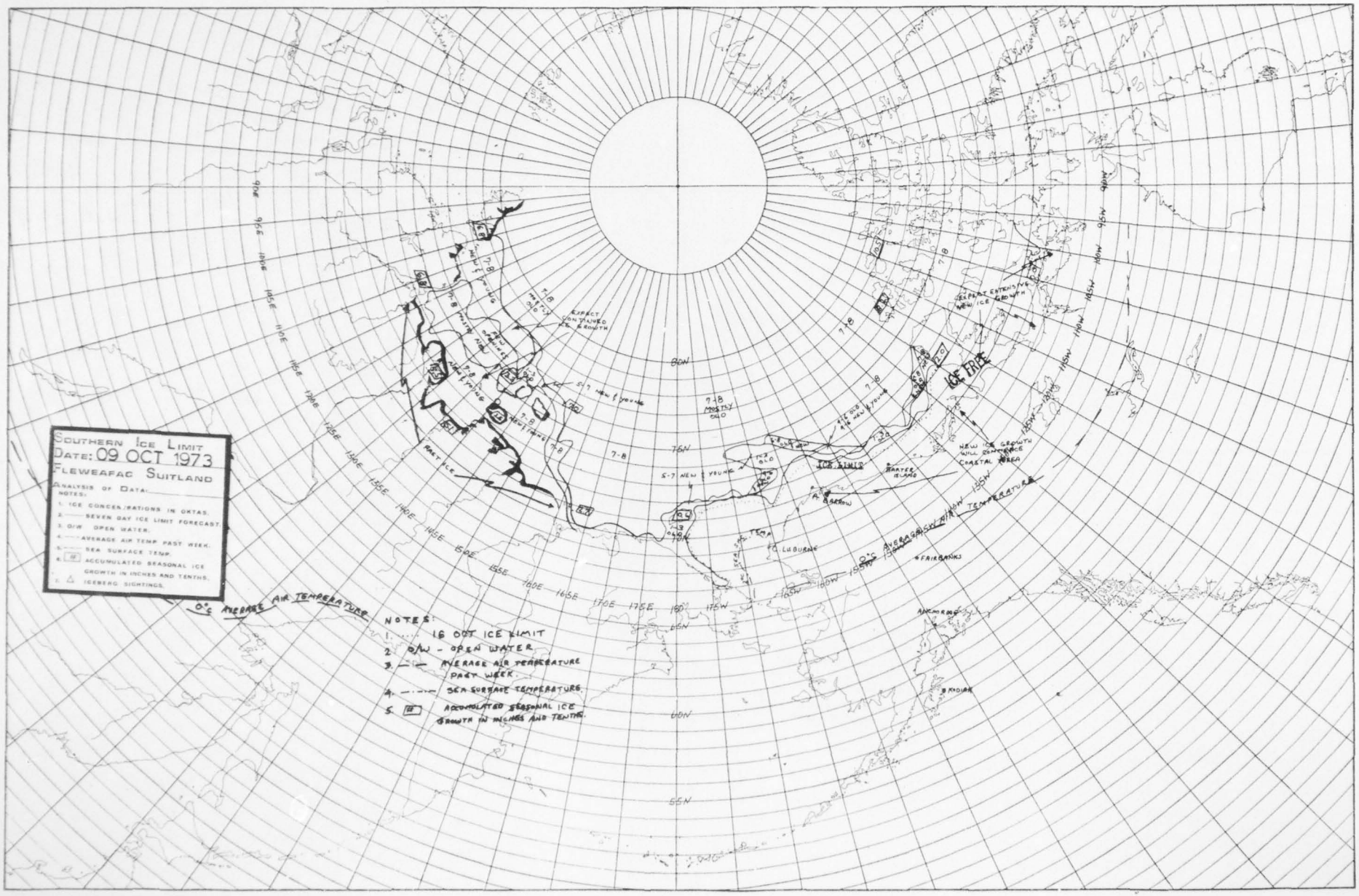
SOUTHERN ICE LIMIT
DATE: 09 OCT 1973
FLEWEAPAC SUITLAND
ANALYSIS OF DATA:
NOTES:
1. ICE CONCENTRATIONS IN OKTAS.
2. ——— SEVEN DAY ICE LIMIT FORECAST.
3. O/W OPEN WATER.
4. ——— AVERAGE AIR TEMP. PAST WEEK.
5. ——— SEA SURFACE TEMP.
6. ⊞ ACCUMULATED SEASONAL ICE GROWTH IN INCHES AND TENTHS.
7. △ ICEBERG SIGHTINGS.
0°C AVERAGE AIR TEMPERATURE
NOTES:
1. ..... 16 OCT ICE LIMIT
2. O/W - OPEN WATER
3. —|— AVERAGE AIR TEMPERATURE PAST WEEK
4. —.—.— SEA SURFACE TEMPERATURES
5. ⊞ ACCUMULATED SEASONAL ICE GROWTH IN INCHES AND TENTHS
ICE FREE
ICE LIMIT
FAIRBANKS
ANCHORAGE
KODIAK
80N
75N
70N
65N

AD-A033 345 FLEET WEATHER FACILITY SUITLAND MD F/G 8/12
WESTERN ARCTIC SEA ICE ANALYSES 1972-1975.(U)
JUN 76

UNCLASSIFIED NL

2 OF 3
AD
A033345

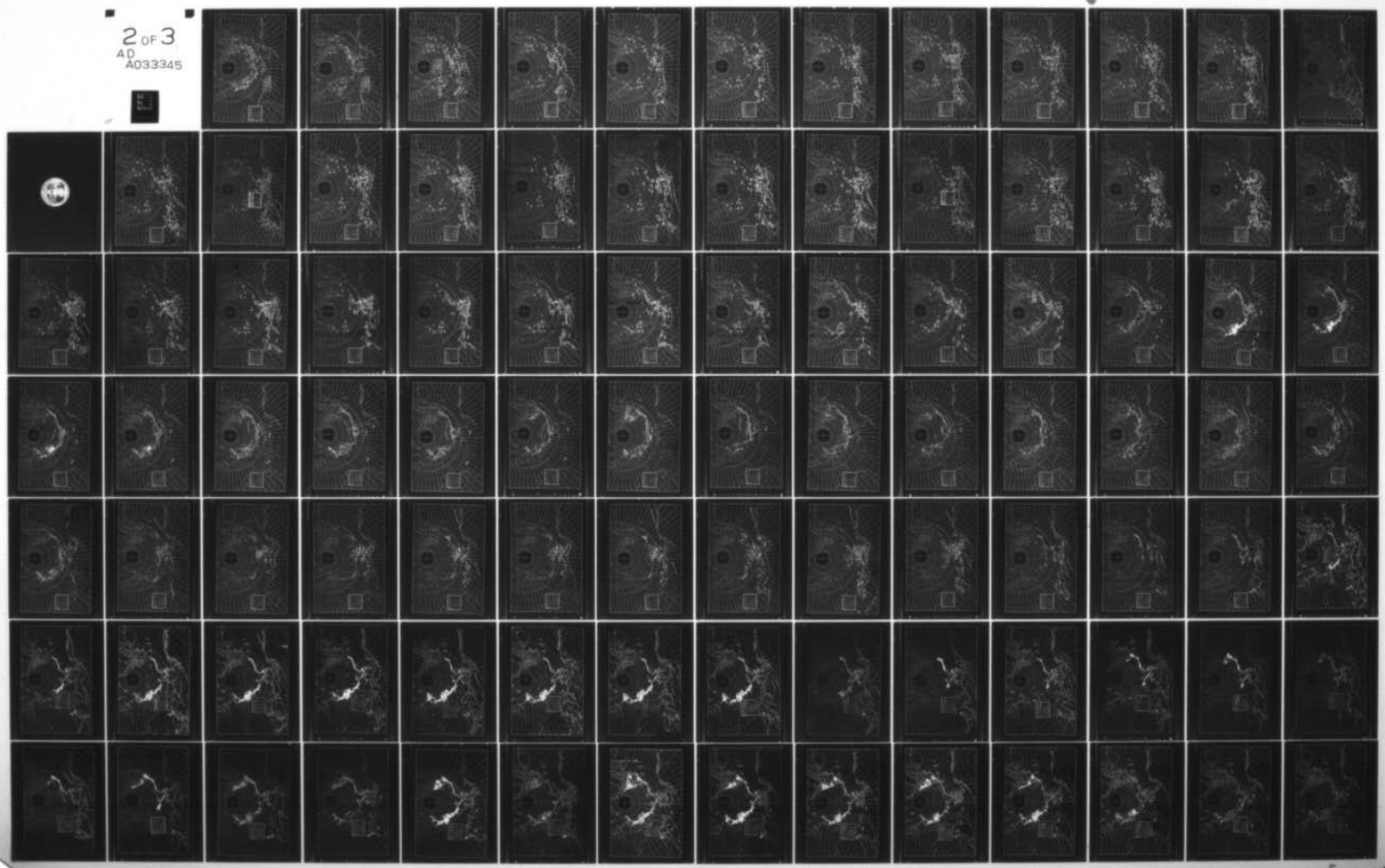


1.0
1.1
1.25
1.4
1.6
1.8
2.0
2.2
2.5
2.8
3.2
3.6
4.0
MICROCOPY RESOLUTION TEST CHART
NATIONAL BUREAU OF STANDARDS 1963

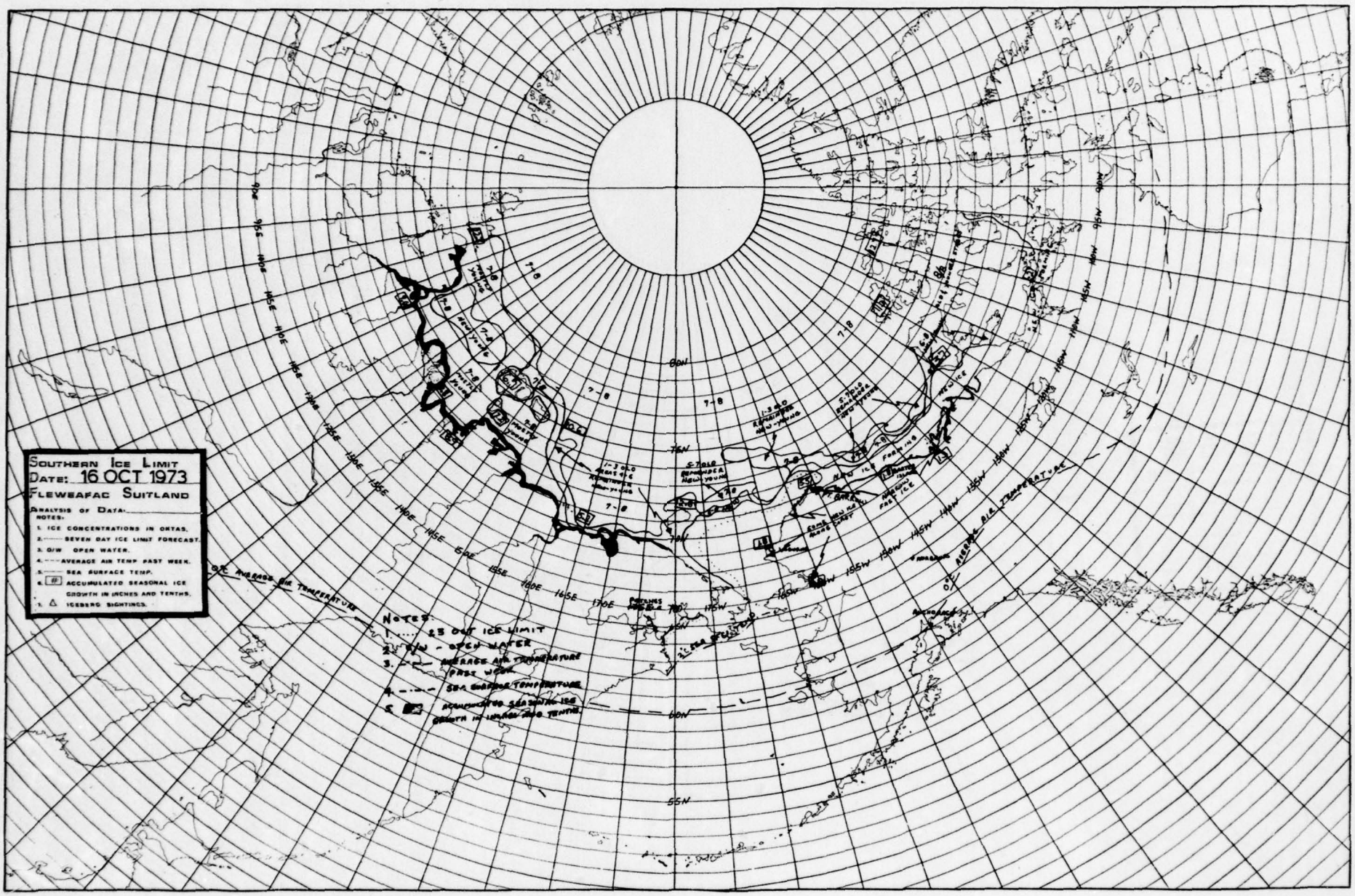
SOUTHERN ICE LIMIT
DATE: 16 OCT 1973
FLEWEAFAC SUITLAND
ANALYSIS OF DATA:
NOTES:
1. ICE CONCENTRATIONS IN OKTAS.
2. SEVEN DAY ICE LIMIT FORECAST.
3. O/W OPEN WATER.
4. AVERAGE AIR TEMP PAST WEEK.
5. SEA SURFACE TEMP.
6. # ACCUMULATED SEASONAL ICE GROWTH IN INCHES AND TENTHS.
7. △ ICEBERG SIGHTINGS.
NOTES:
1. 23 OCT ICE LIMIT
2. O/W - OPEN WATER
3. AVERAGE AIR TEMPERATURE PAST WEEK
4. SEA SURFACE TEMPERATURE
5. ACCUMULATED SEASONAL ICE GROWTH IN INCHES AND TENTHS
80N
75N
70N
65N
60N
55N
7-8
NEW ICE
FORMING
NEW ICE
FAST ICE
AUCHORAGE
0°C AVERAGE AIR TEMPERATURE

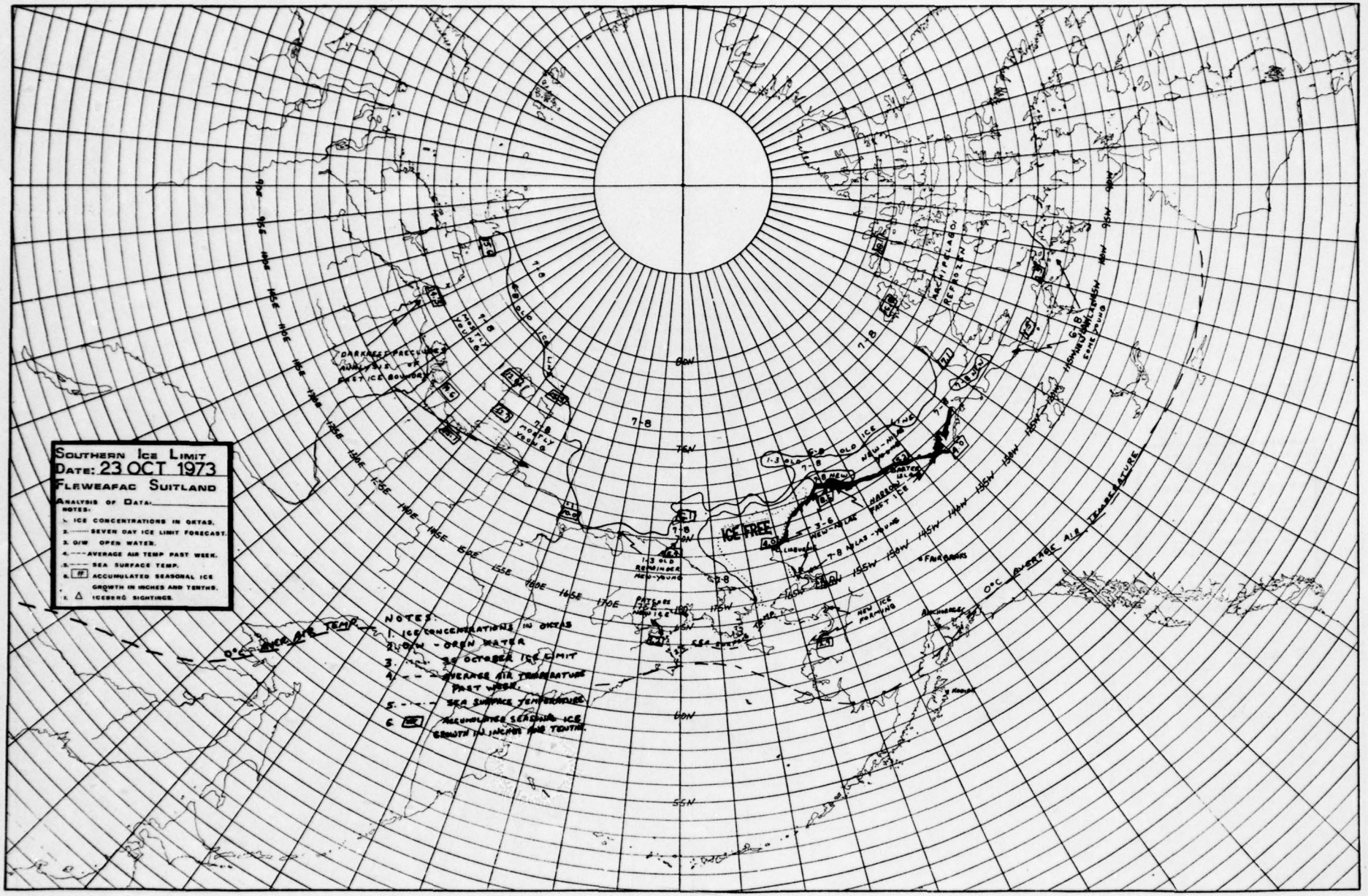
SOUTHERN ICE LIMIT
DATE: 23 OCT 1973
FLEWEAFAC SUITLAND
ANALYSIS OF DATA:
NOTES:
1. ICE CONCENTRATIONS IN OKTAS.
2. SEVEN DAY ICE LIMIT FORECAST.
3. O/W OPEN WATER.
4. AVERAGE AIR TEMP PAST WEEK.
5. SEA SURFACE TEMP.
6. ACCUMULATED SEASONAL ICE GROWTH IN INCHES AND TENTHS.
7. ICEBERG SIGHTINGS.
NOTES:
1. ICE CONCENTRATIONS IN OKTAS
2. O/W - OPEN WATER
3. 30 OCTOBER ICE LIMIT
4. AVERAGE AIR TEMPERATURE PAST WEEK.
5. SEA SURFACE TEMPERATURE
6. ACCUMULATED SEASONAL ICE GROWTH IN INCHES AND TENTHS.
ICE FREE
0°C AVERAGE AIR TEMPERATURE
0°C AVER AIR TEMP
DARKNESS PRECLUDES ANALYSIS OF FAST ICE BOUNDARY
MOSTLY YOUNG
ARCHIPELAGO REFROZEN
NEW ICE FORMING
FAIRBANKS
80N
75N
70N
65N
60N
55N

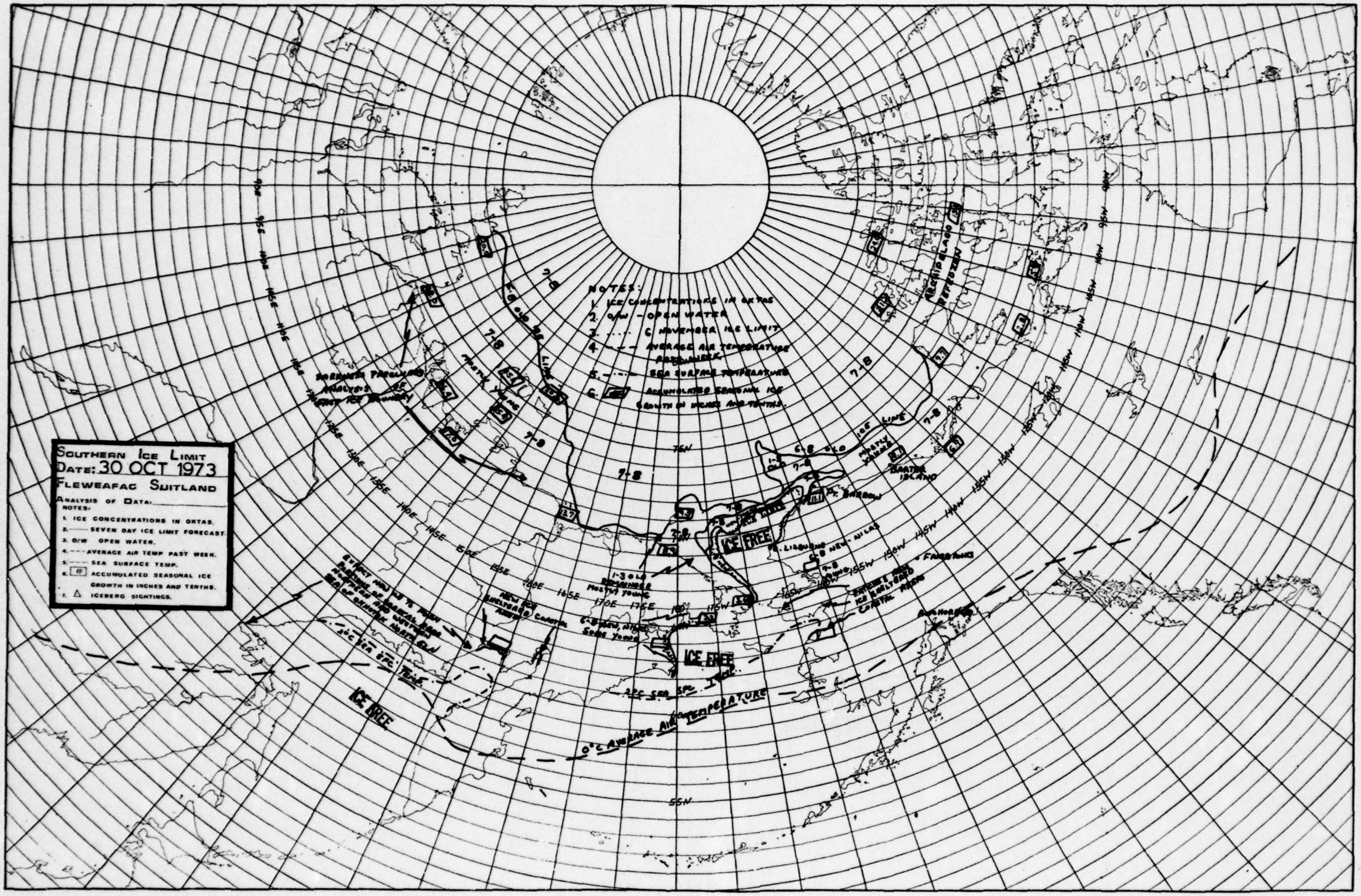
SOUTHERN ICE LIMIT
DATE: 30 OCT 1973
FLEWEAFAC SUITLAND
ANALYSIS OF DATA:
NOTES:
1. ICE CONCENTRATIONS IN OKTAS.
2. .... SEVEN DAY ICE LIMIT FORECAST.
3. O/W OPEN WATER.
4. - - - AVERAGE AIR TEMP PAST WEEK.
5. SEA SURFACE TEMP.
6. ACCUMULATED SEASONAL ICE GROWTH IN INCHES AND TENTHS.
7. △ ICEBERG SIGHTINGS.
ICE FREE
ICE FREE
ICE FREE
0°C AVERAGE AIR TEMPERATURE
75N
55N

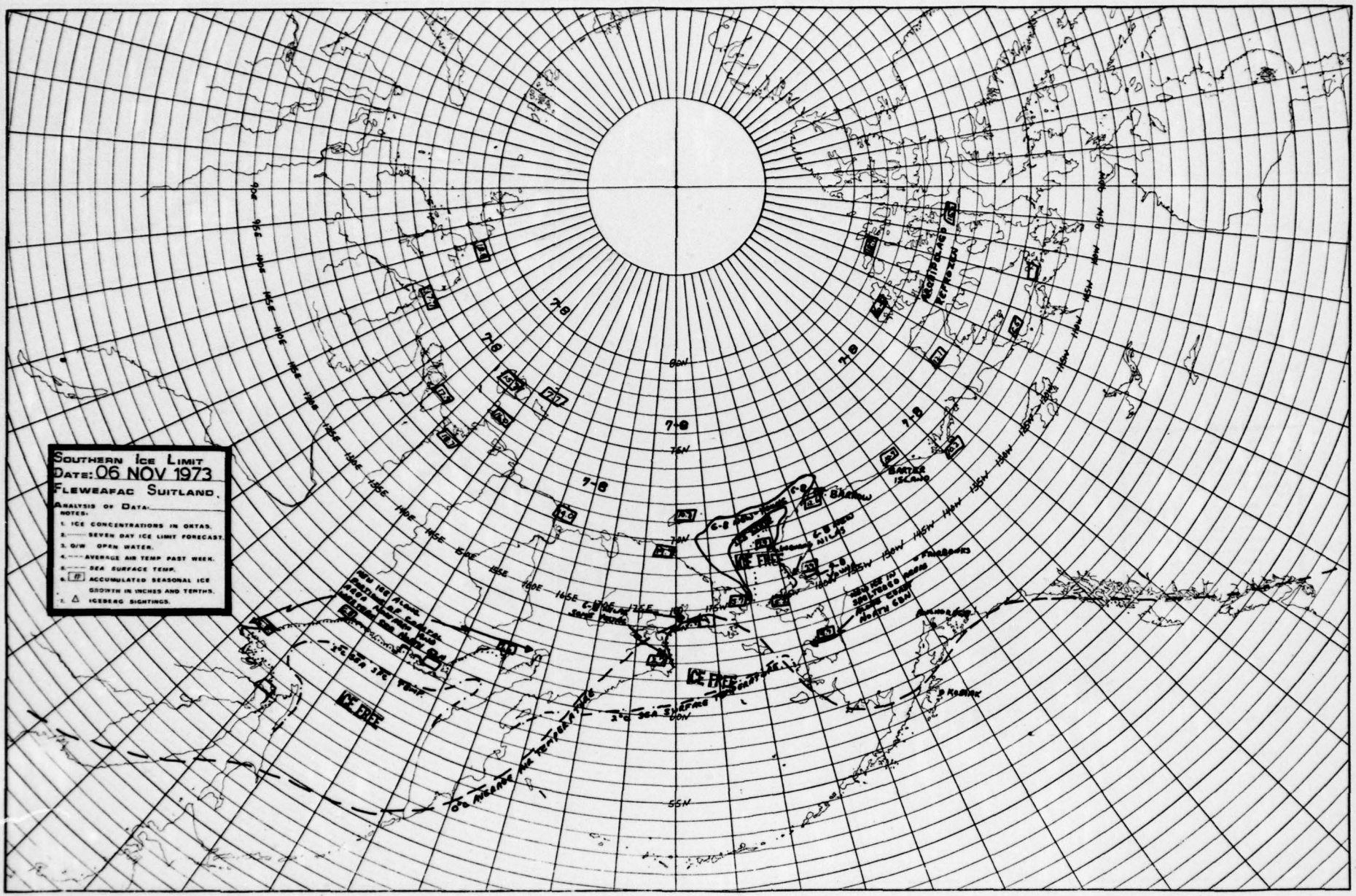
SOUTHERN ICE LIMIT
DATE: 06 NOV 1973
FLEWEAFAC SUITLAND.
ANALYSIS OF DATA:
NOTES:
1. ICE CONCENTRATIONS IN OKTAS.
2. SEVEN DAY ICE LIMIT FORECAST.
3. O/W OPEN WATER.
4. AVERAGE AIR TEMP PAST WEEK.
5. SEA SURFACE TEMP.
6. ACCUMULATED SEASONAL ICE GROWTH IN INCHES AND TENTHS.
7. △ ICEBERG SIGHTINGS.
ICE FREE
ICE FREE
ICE FREE
7-8
7-8
7-8
7-8
7-8
BARTER ISLAND
BARROW
FAIRBANKS
KODIAK
80N
75N
70N
65N
60N
55N

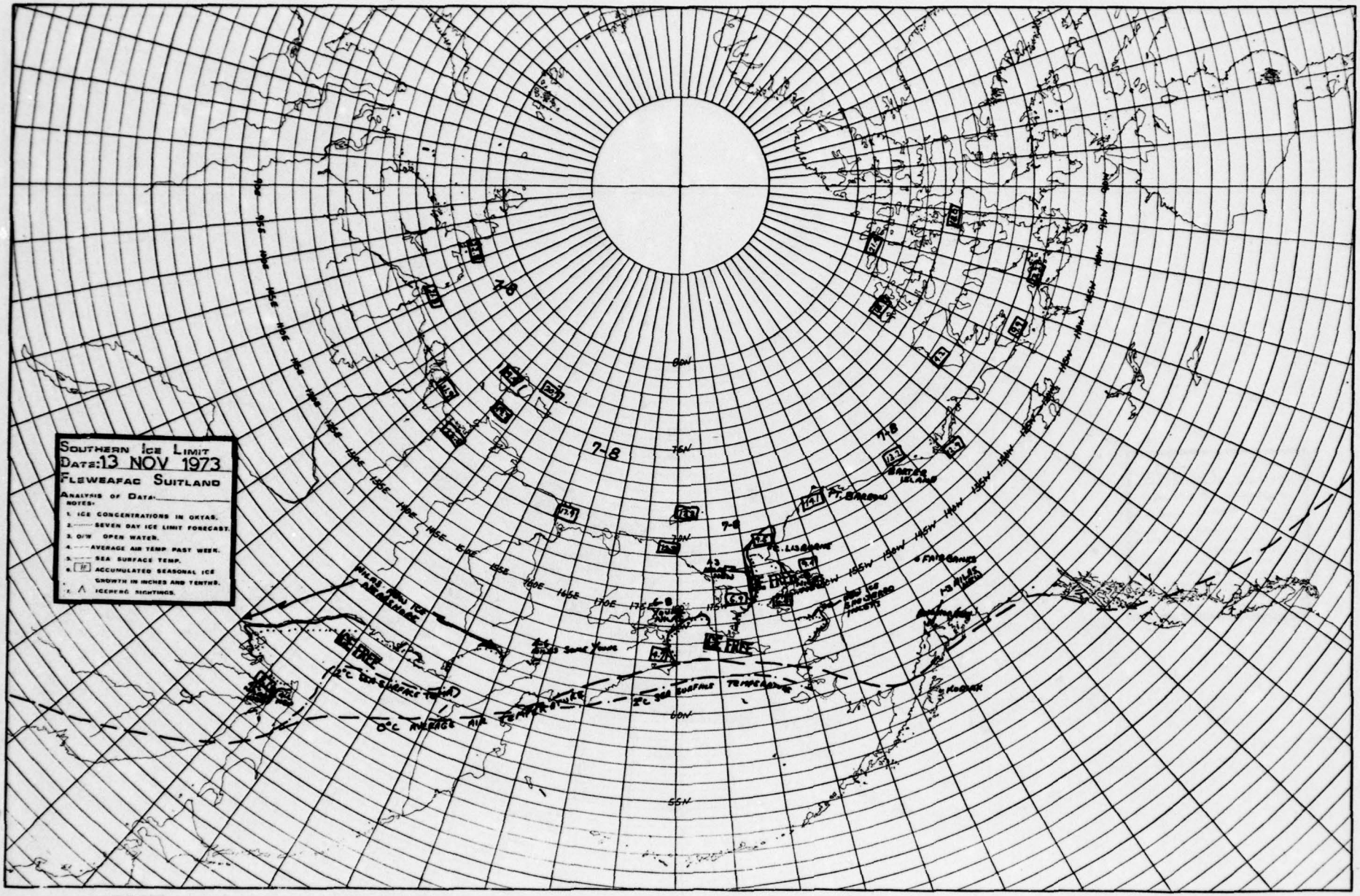
SOUTHERN ICE LIMIT
DATE: 13 NOV 1973
FLEWEAFAC SUITLAND
ANALYSIS OF DATA:
NOTES:
1. ICE CONCENTRATIONS IN OKTAS.
2. SEVEN DAY ICE LIMIT FORECAST.
3. O/W OPEN WATER.
4. AVERAGE AIR TEMP PAST WEEK.
5. SEA SURFACE TEMP.
6. ACCUMULATED SEASONAL ICE GROWTH IN INCHES AND TENTHS.
7. ICEBERG SIGHTINGS.
7-8
ICE FREE
0°C AVERAGE AIR TEMPERATURE
2°C SEA SURFACE TEMPERATURE
PT. BARROW
BARTER ISLAND
FAIRBANKS
KODIAK
80N
75N
70N
65N
60N
55N

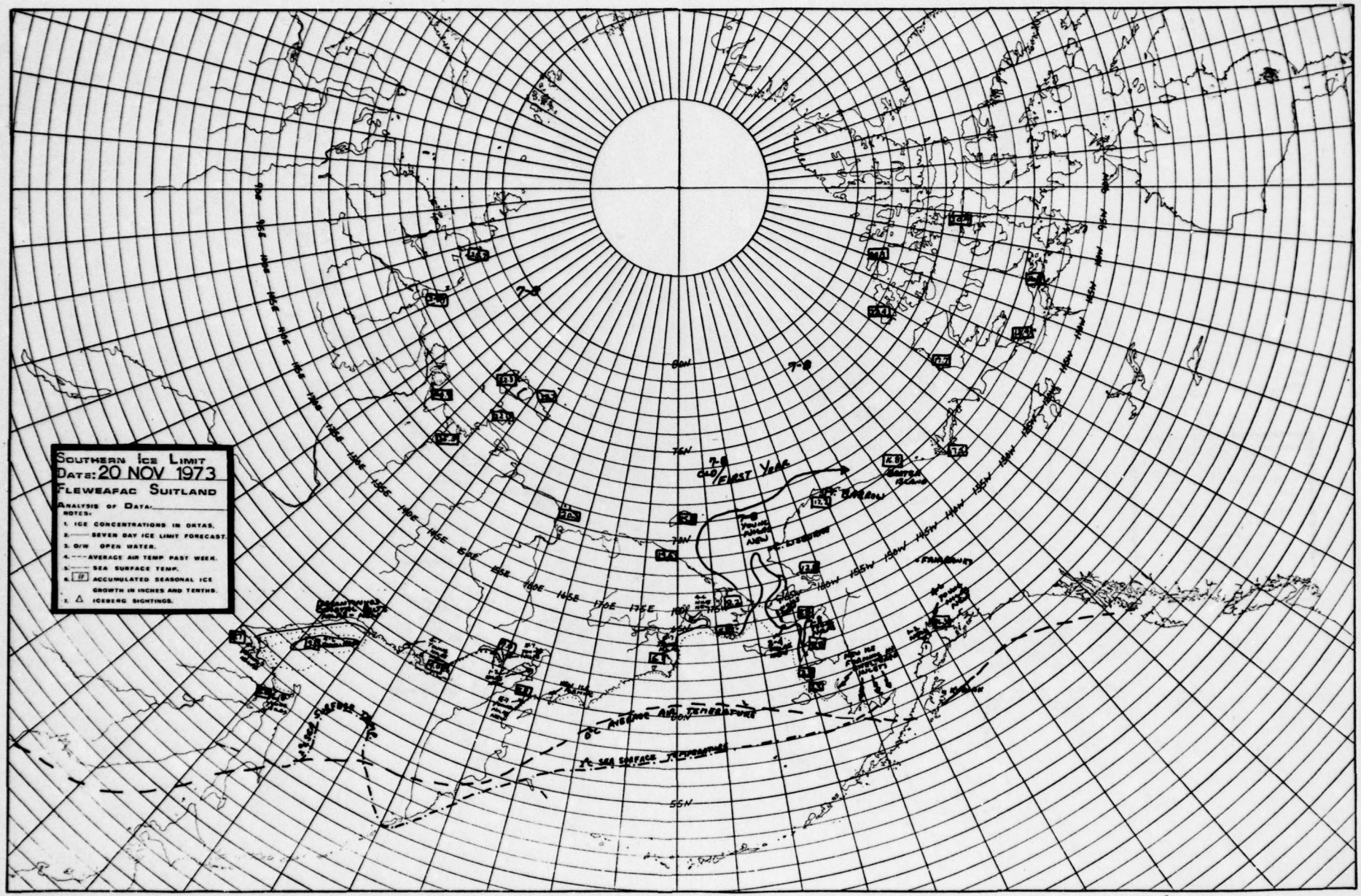
SOUTHERN ICE LIMIT
DATE: 20 NOV 1973
FLEWEAFAC SUITLAND
ANALYSIS OF DATA:
NOTES:
1. ICE CONCENTRATIONS IN OKTAS.
2. SEVEN DAY ICE LIMIT FORECAST.
3. O/W OPEN WATER.
4. AVERAGE AIR TEMP PAST WEEK.
5. SEA SURFACE TEMP.
6. ACCUMULATED SEASONAL ICE GROWTH IN INCHES AND TENTHS.
7. ICEBERG SIGHTINGS.
7-8
CLD/FIRST YEAR
80N
75N
70N
55N
AVERAGE AIR TEMPERATURE
SEA SURFACE TEMPERATURE

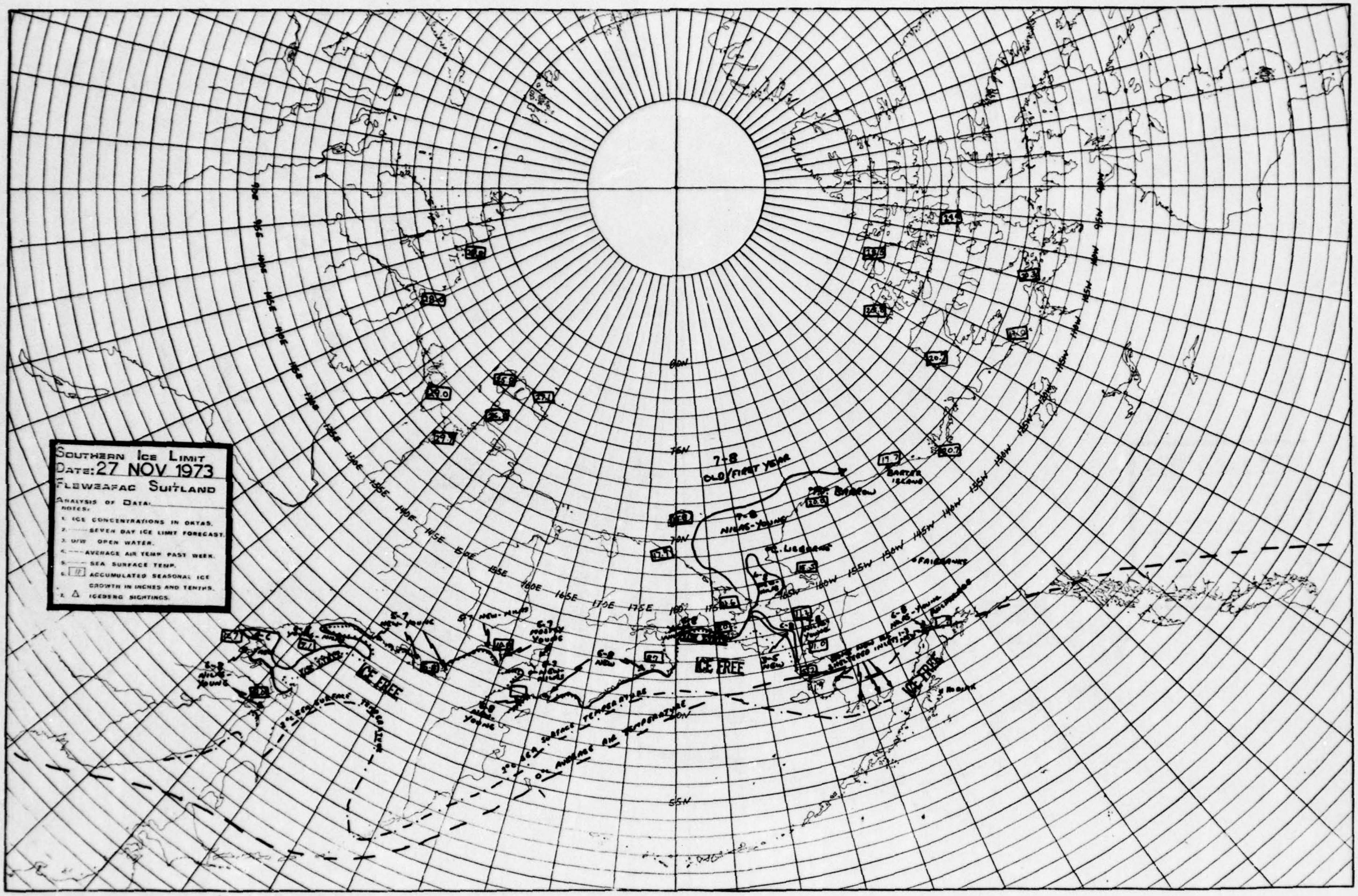

Southern Ice Limit
Date: 27 NOV 1973
Flewzafac Suitland
Analysis of Data:
Notes:
1. Ice concentrations in oktas.
2. Seven day ice limit forecast.
3. O/W open water.
4. Average air temp past week.
5. Sea surface temp.
6. Accumulated seasonal ice growth in inches and tenths.
7. △ Iceberg sightings.
7-8
Old/First Year
7-8
Nilas-Young
Pt. Barrow
Barter Island
Pt. Lisburne
Fairbanks
ICE FREE
ICE FREE
Surface temperature
Average air temperature
60N
70N
75N
55N

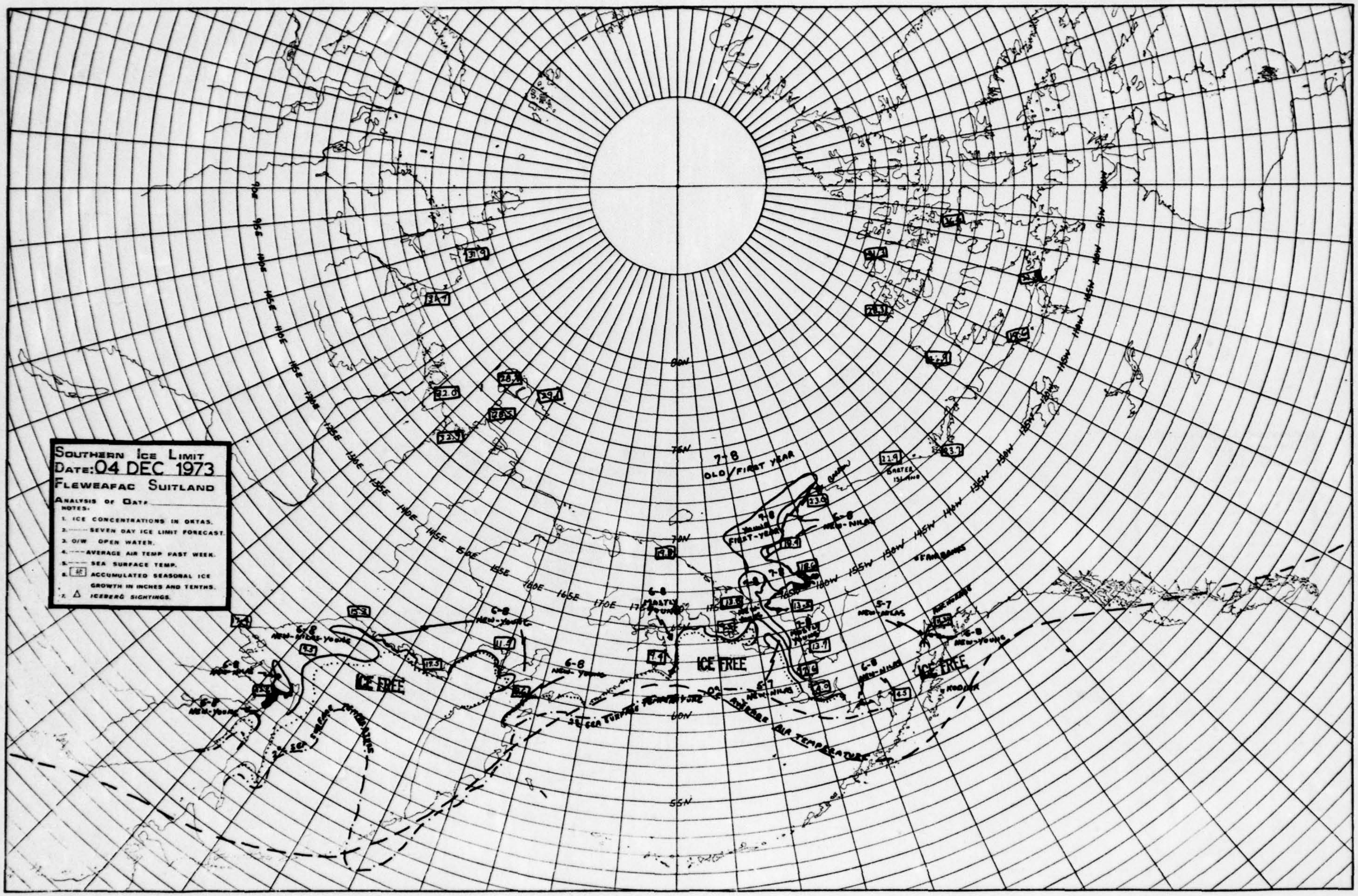
SOUTHERN ICE LIMIT
DATE: 04 DEC 1973
FLEWEAFAC SUITLAND
ANALYSIS OF DATA
NOTES.
1. ICE CONCENTRATIONS IN OKTAS.
2. SEVEN DAY ICE LIMIT FORECAST.
3. O/W OPEN WATER.
4. AVERAGE AIR TEMP PAST WEEK.
5. SEA SURFACE TEMP.
6. ACCUMULATED SEASONAL ICE GROWTH IN INCHES AND TENTHS.
7. △ ICEBERG SIGHTINGS.
7-8
OLD/FIRST YEAR
ICE FREE
ICE FREE
ICE FREE
ICE FREE
60N
70N
75N
80N
55N

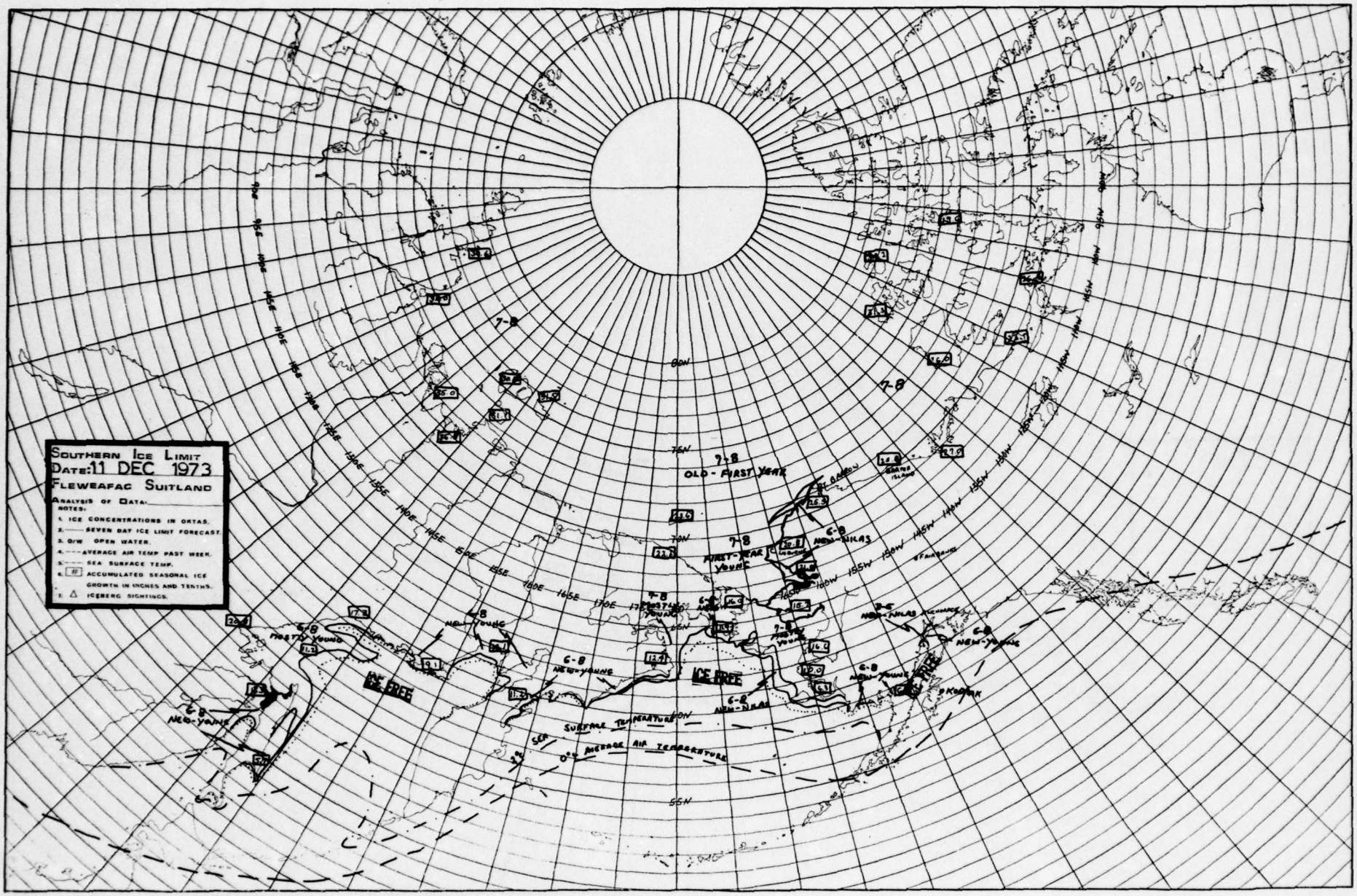
SOUTHERN ICE LIMIT
DATE: 11 DEC 1973
FLEWEAFAC SUITLAND
ANALYSIS OF DATA:
NOTES:
1. ICE CONCENTRATIONS IN OKTAS.
2. SEVEN DAY ICE LIMIT FORECAST.
3. O/W OPEN WATER.
4. AVERAGE AIR TEMP PAST WEEK.
5. SEA SURFACE TEMP.
6. # ACCUMULATED SEASONAL ICE GROWTH IN INCHES AND TENTHS.
7. △ ICEBERG SIGHTINGS.
7-8
OLD - FIRST YEAR
7-8
FIRST-YEAR YOUNG
6-8
NEW-NILAS
6-8
NEW-YOUNG
6-8
MOSTLY YOUNG
ICE FREE
SURFACE TEMPERATURE
0° AVERAGE AIR TEMPERATURE
80N
75N
70N
65N
55N
90E 95E 100E 105E 110E 115E 120E 125E 130E 135E 140E 145E 150E 155E 160E 165E 170E 175E 180 165W 160W 155W 150W 145W 140W 135W 130W 125W 120W 115W 110W 105W 100W 95W 90W

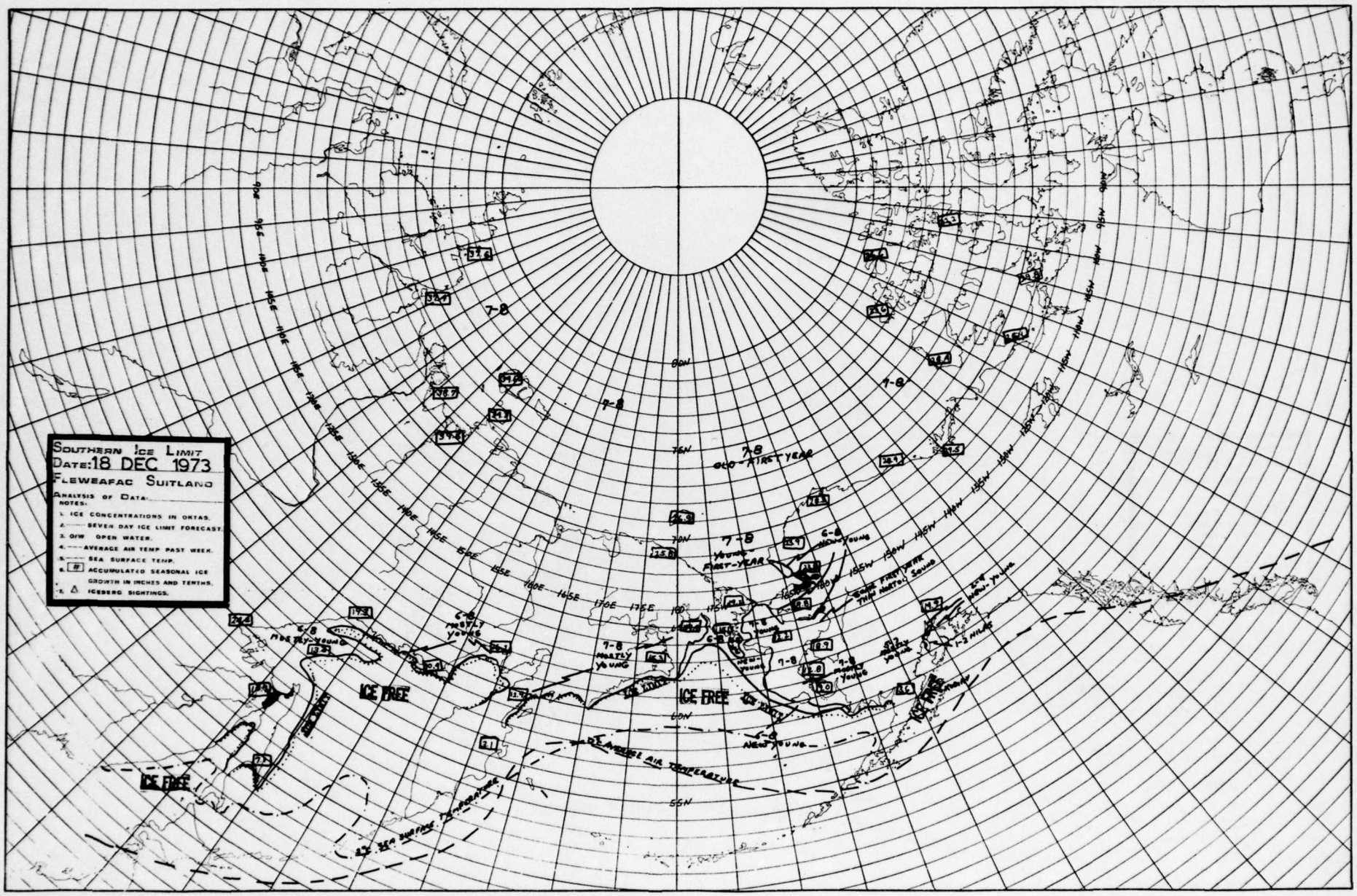
SOUTHERN ICE LIMIT
DATE: 18 DEC 1973
FLEWEAFAC SUITLAND
ANALYSIS OF DATA:
NOTES:
1. ICE CONCENTRATIONS IN OKTAS.
2. SEVEN DAY ICE LIMIT FORECAST.
3. O/W OPEN WATER.
4. AVERAGE AIR TEMP PAST WEEK.
5. SEA SURFACE TEMP.
6. # ACCUMULATED SEASONAL ICE GROWTH IN INCHES AND TENTHS.
7. △ ICEBERG SIGHTINGS.
ICE FREE
ICE FREE
ICE FREE
ICE FREE
7-8
7-8
7-8
7-8
OLD-FIRST YEAR
7-8
YOUNG FIRST-YEAR
6-8 NEW-YOUNG
6-8 MOSTLY YOUNG
7-8 MOSTLY YOUNG
6-8 NEW YOUNG
7-8 MOSTLY YOUNG
1-2 MILES
80N
75N
70N
65N
60N
55N
90E 95E 100E 105E 110E 115E 120E 125E 130E 135E 140E 145E 150E 155E 160E 165E 170E 175E 180 175W
165W 160W 155W 150W 145W 140W 135W 130W 125W 120W 115W 110W 105W 100W 95W 90W

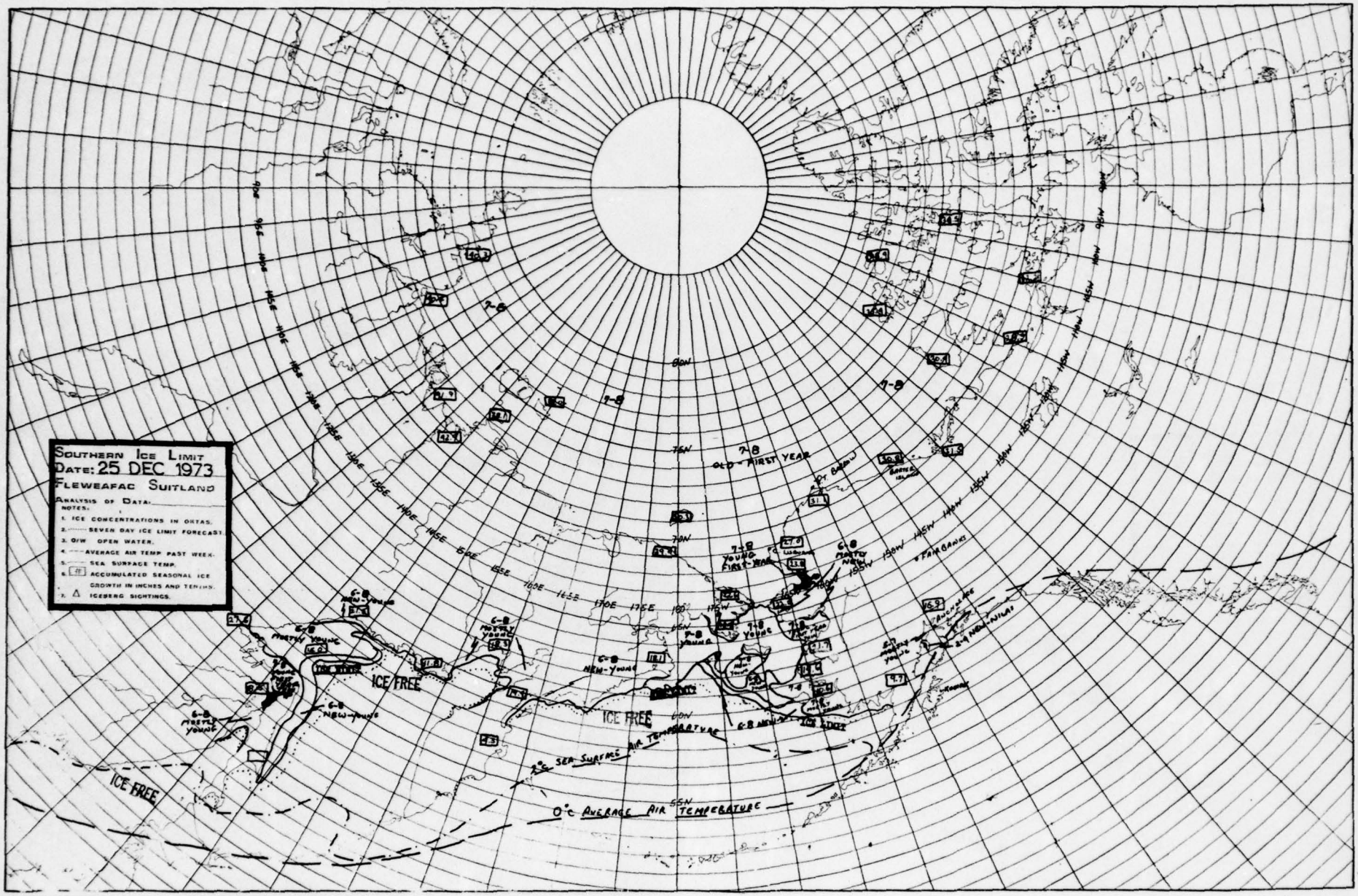
SOUTHERN ICE LIMIT
DATE: 25 DEC 1973
FLEWEAFAC SUITLAND
ANALYSIS OF DATA:
NOTES:
1. ICE CONCENTRATIONS IN OKTAS.
2. SEVEN DAY ICE LIMIT FORECAST.
3. O/W OPEN WATER.
4. AVERAGE AIR TEMP PAST WEEK.
5. SEA SURFACE TEMP.
6. ACCUMULATED SEASONAL ICE GROWTH IN INCHES AND TENTHS.
7. ICEBERG SIGHTINGS.
ICE FREE
ICE FREE
ICE FREE
OLD - FIRST YEAR
SEA SURFACE AIR TEMPERATURE
0°C AVERAGE AIR TEMPERATURE
FAIRBANKS
ANCHORAGE
NEW-NILAS
NEW-YOUNG
MOSTLY YOUNG
YOUNG FIRST-YEAR
YOUNG
7-8
6-8
80N
75N
70N
65N
60N
55N

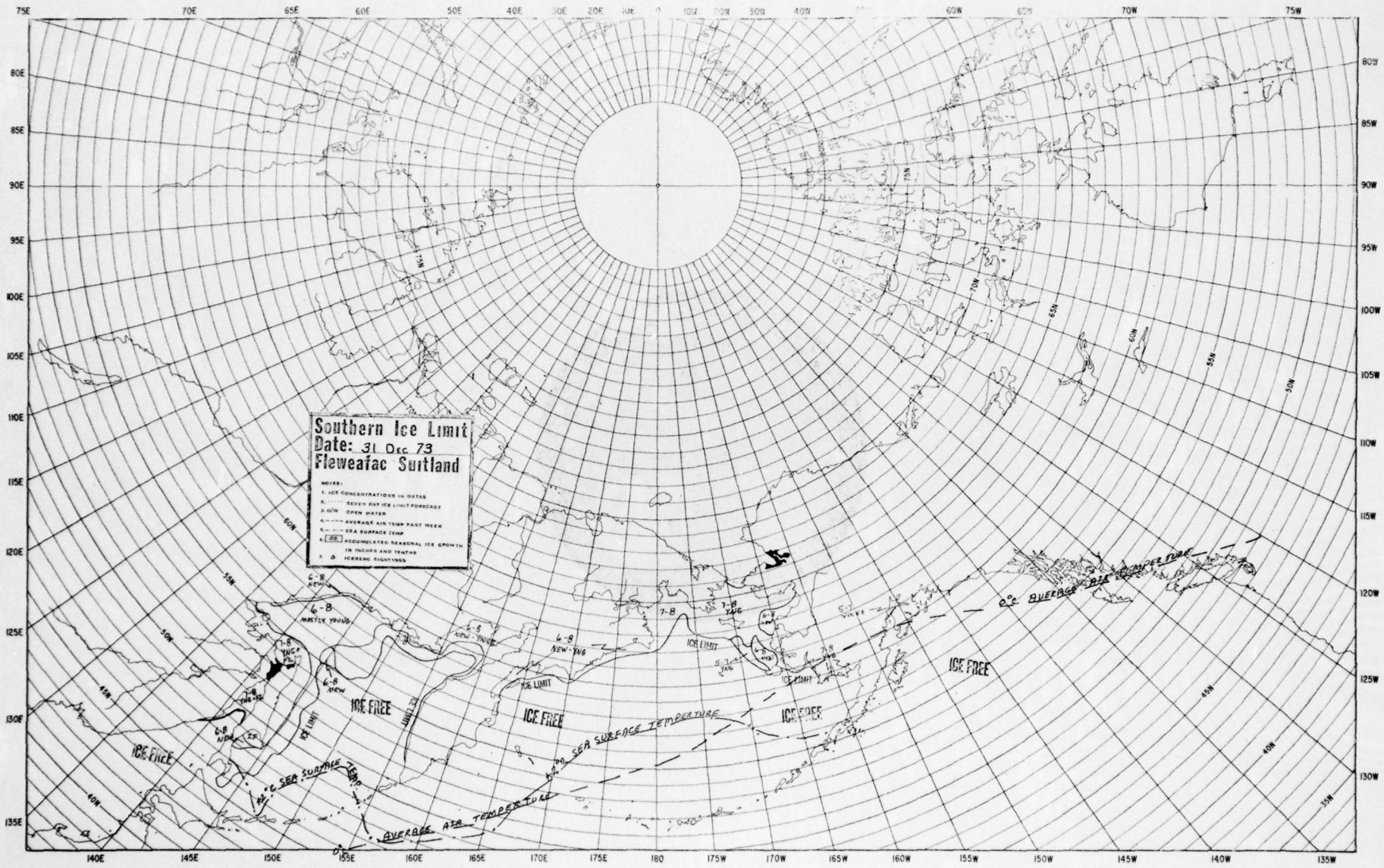
Southern Ice Limit
Date: 31 Dec 73
Fleweafac Suitland
NOTES:
1. ICE CONCENTRATIONS IN OXTAS
2. SEVEN DAY ICE LIMIT FORECAST
3. O/W OPEN WATER
4. AVERAGE AIR TEMP PAST WEEK
5. SEA SURFACE TEMP
6. ACCUMULATED SEASONAL ICE GROWTH IN INCHES AND TENTHS
7. ICEBERG SIGHTINGS
ICE FREE
ICE LIMIT
6-8 NEW
6-8 NEW-YNG
7-8 YNG
6-8 MOSTLY YOUNG
SEA SURFACE TEMPERTURE
AVERAGE AIR TEMPERTURE
0°C AVERAGE AIR TEMPERTURE
75E
70E
65E
60E
50E
40E
30E
20E
10E
0
10W
20W
30W
40W
60W
70W
75W
80E
85E
90E
95E
100E
105E
110E
115E
120E
125E
130E
135E
140E
145E
150E
155E
160E
165E
170E
175E
180
175W
170W
165W
160W
155W
150W
145W
140W
135W
80W
85W
90W
95W
100W
105W
110W
115W
120W
125W
130W
75N
70N
65N
60N
55N
50N
45N
40N
35N

GLOBAL SERVICE
FLEET WEATHER FACILITY - SUITLAND

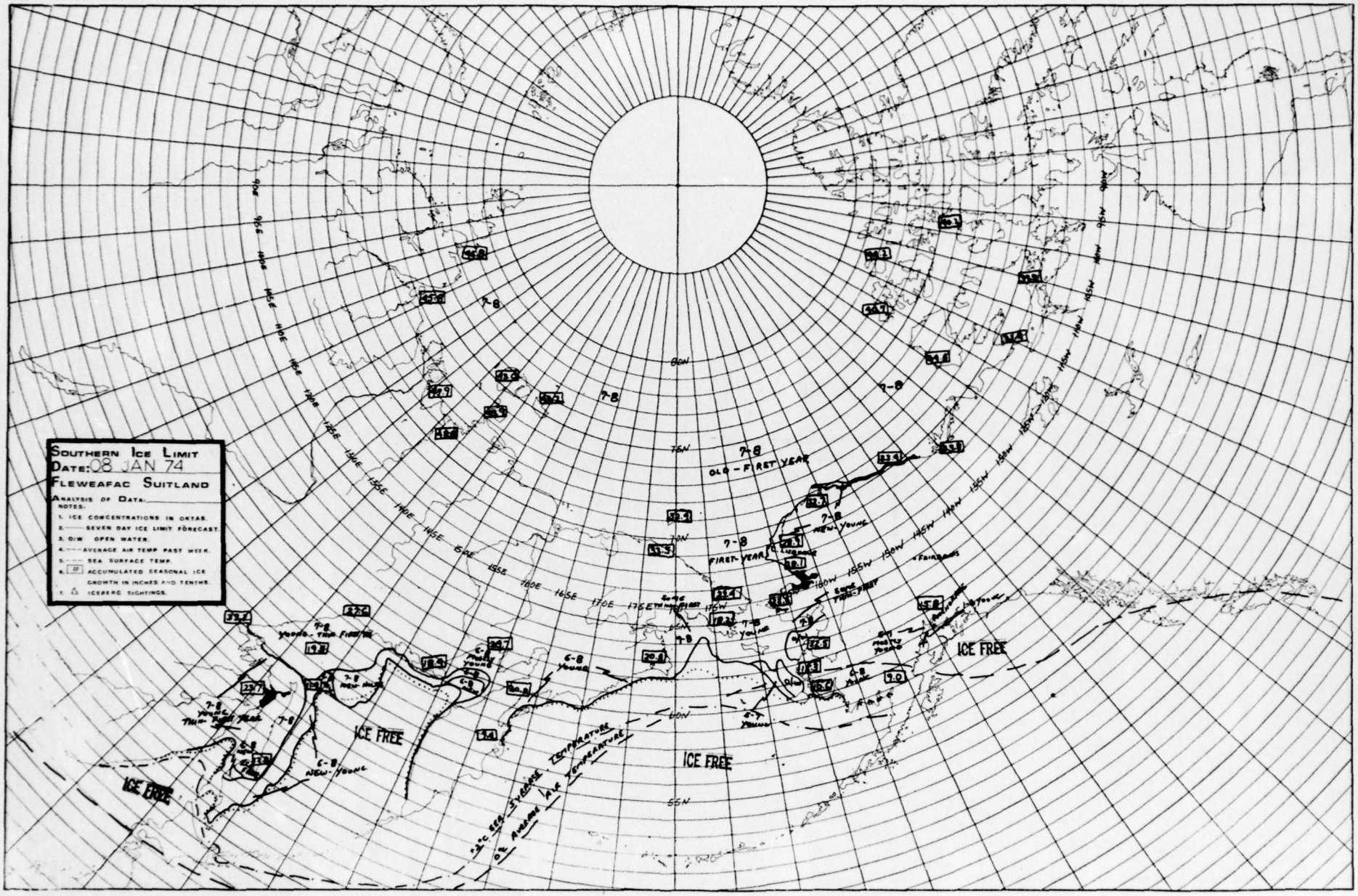
SOUTHERN ICE LIMIT
DATE: 08 JAN 74
FLEWEAFAC SUITLAND
ANALYSIS OF DATA:
NOTES:
1. ICE CONCENTRATIONS IN OKTAS.
2. SEVEN DAY ICE LIMIT FORECAST.
3. O/W OPEN WATER.
4. AVERAGE AIR TEMP PAST WEEK.
5. SEA SURFACE TEMP.
6. ACCUMULATED SEASONAL ICE GROWTH IN INCHES AND TENTHS.
7. ICEBERG SIGHTINGS.
ICE FREE
ICE FREE
ICE FREE
ICE FREE
OLD - FIRST YEAR
FIRST-YEAR
NEW-YOUNG
YOUNG
6-8 YOUNG
7-8
80N
75N
70N
65N
60N
55N

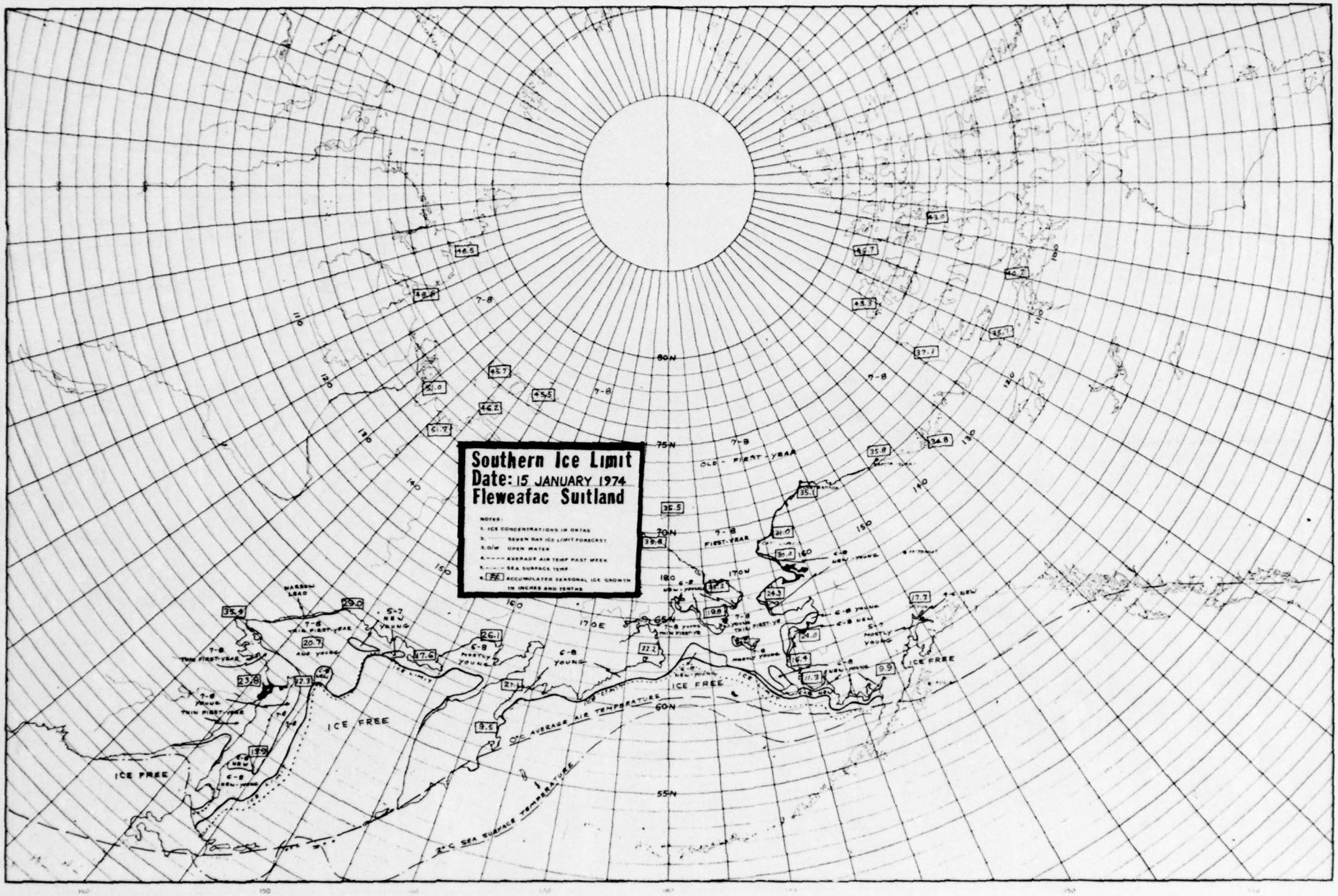
Southern Ice Limit
Date: 15 JANUARY 1974
Fleweafac Suitland
NOTES:
1. ICE CONCENTRATIONS IN OKTAS
2. SEVEN DAY ICE LIMIT FORECAST
3. O/W OPEN WATER
4. AVERAGE AIR TEMP PAST WEEK
5. SEA SURFACE TEMP
6. ACCUMULATED SEASONAL ICE GROWTH IN INCHES AND TENTHS
80N
75N
70N
65N
60N
55N
170E
170W
180
160
150
140
130
120
110
100
OLD - FIRST - YEAR
7-8 FIRST-YEAR
ICE FREE
0°C AVERAGE AIR TEMPERATURE
2°C SEA SURFACE TEMPERATURE
NARROW LEAD
7-8 THIN FIRST-YEAR
6-8 MOSTLY YOUNG
6-8 YOUNG
5-7 NEW YOUNG
6-8 NEW YOUNG
5-7 MOSTLY YOUNG
7-8 YOUNG THIN FIRST-YEAR
6-8 NEW-YOUNG
35.4
29.0
20.7
23.8
12.3
17.6
26.1
21.1
9.5
22.2
19.8
24.3
24.0
16.4
11.3
9.9
17.7
35.8
34.8
35.1
30.0
21.0
35.5
33.8
51.0
51.7
46.2
45.5
45.7
46.5
46.6
43.0
46.7
46.2
45.3
45.1
37.1

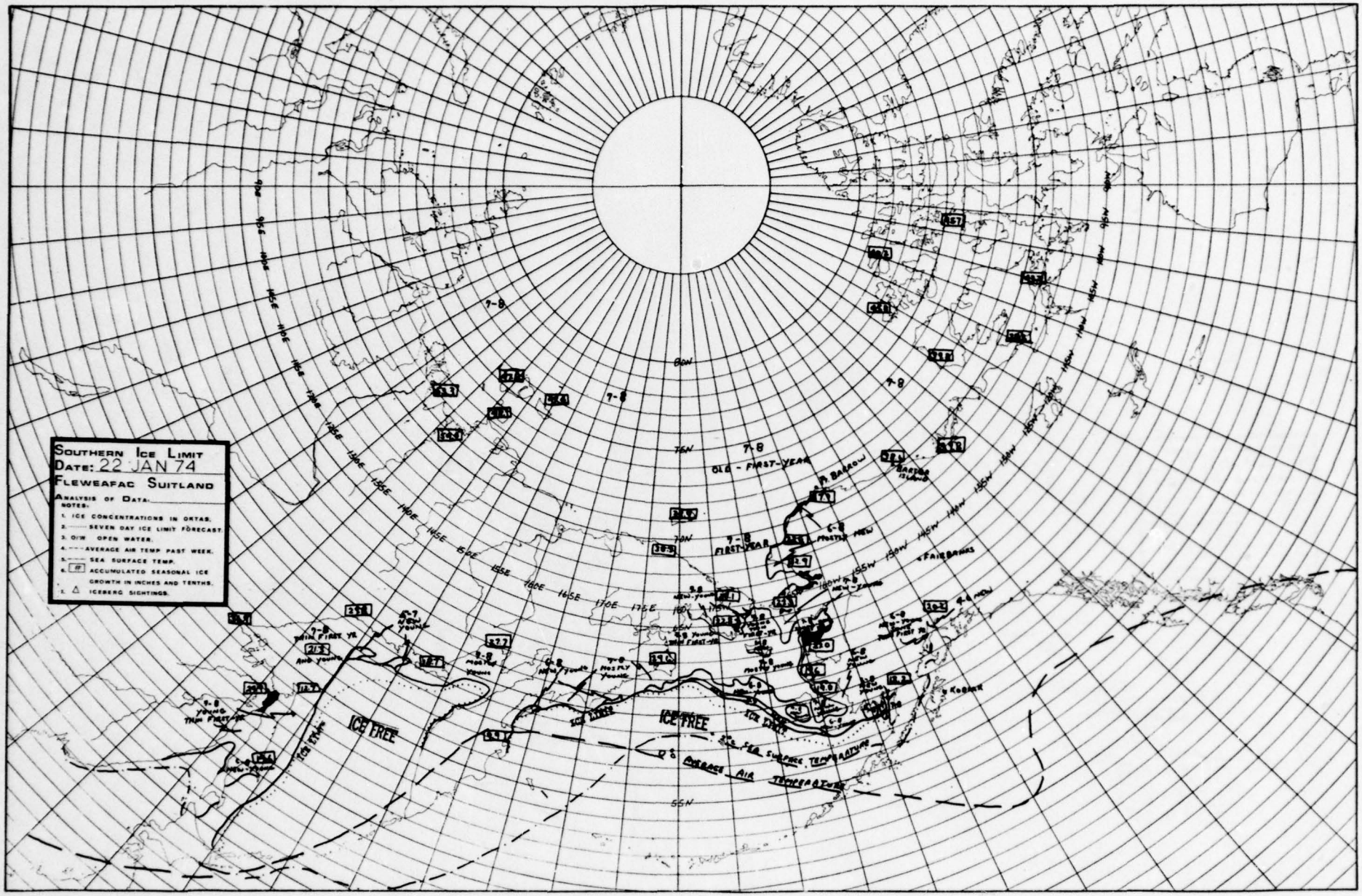
SOUTHERN ICE LIMIT
DATE: 22 JAN 74
FLEWEAFAC SUITLAND
ANALYSIS OF DATA:
NOTES:
1. ICE CONCENTRATIONS IN OKTAS.
2. SEVEN DAY ICE LIMIT FORECAST.
3. O/W OPEN WATER.
4. AVERAGE AIR TEMP PAST WEEK.
5. SEA SURFACE TEMP.
6. # ACCUMULATED SEASONAL ICE GROWTH IN INCHES AND TENTHS.
7. △ ICEBERG SIGHTINGS.
ICE FREE
ICE FREE
OLD - FIRST-YEAR
FIRST-YEAR
AVERAGE AIR TEMPERATURE
SEA SURFACE TEMPERATURE
FAIRBANKS
KODIAK
80N
75N
70N
65N
55N

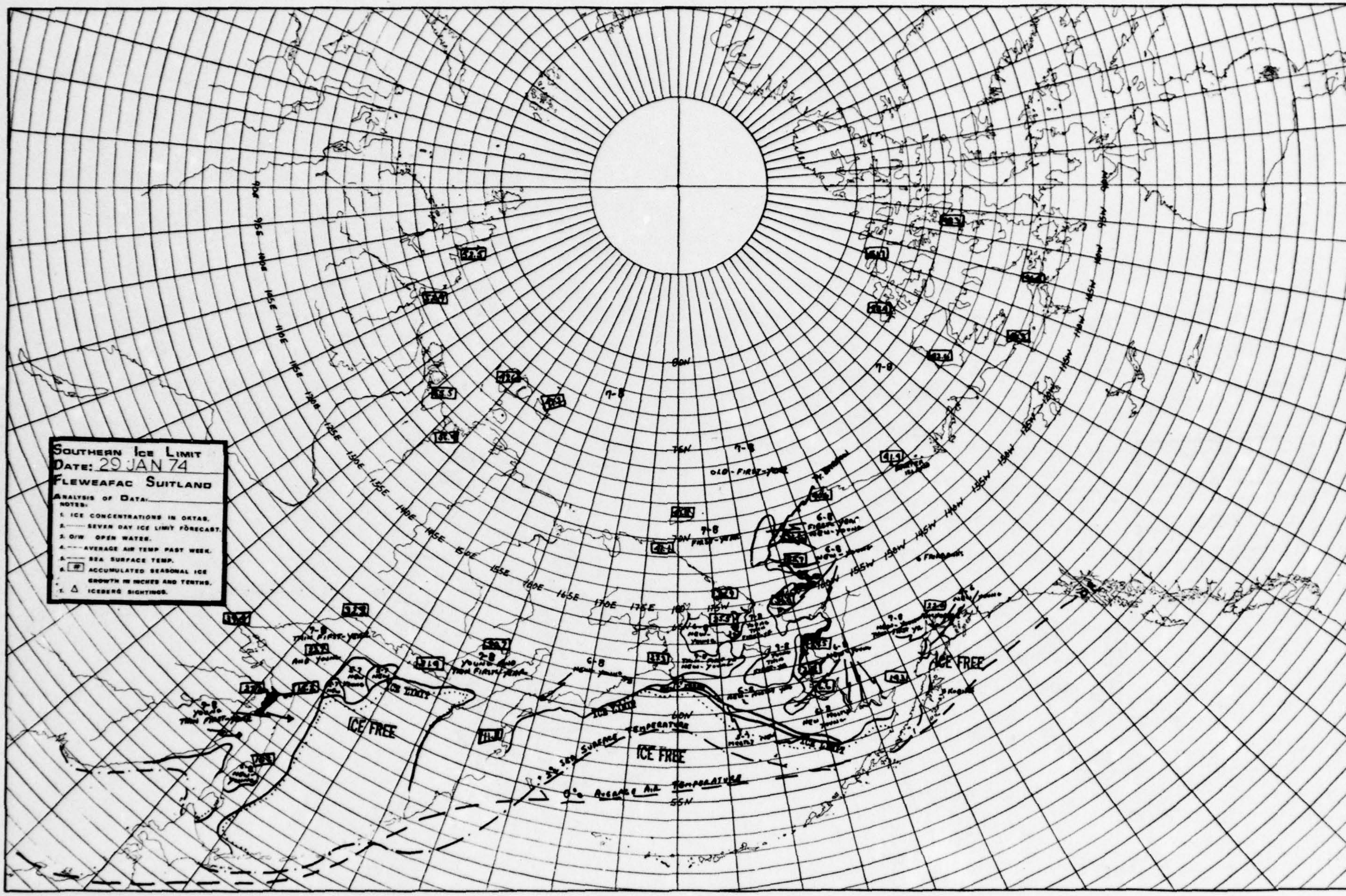
SOUTHERN ICE LIMIT
DATE: 29 JAN 74
FLEWEAFAC SUITLAND
ANALYSIS OF DATA:
NOTES:
1. ICE CONCENTRATIONS IN OKTAS.
2. SEVEN DAY ICE LIMIT FORECAST.
3. O/W OPEN WATER.
4. AVERAGE AIR TEMP PAST WEEK.
5. SEA SURFACE TEMP.
6. # ACCUMULATED SEASONAL ICE GROWTH IN INCHES AND TENTHS.
7. △ ICEBERG SIGHTINGS.
80N
75N
70N
65N
60N
55N
ICE FREE
ICE FREE
ICE FREE
ICE LIMIT
ICE LIMIT
SEA SURFACE TEMPERATURE
AVERAGE AIR TEMPERATURE

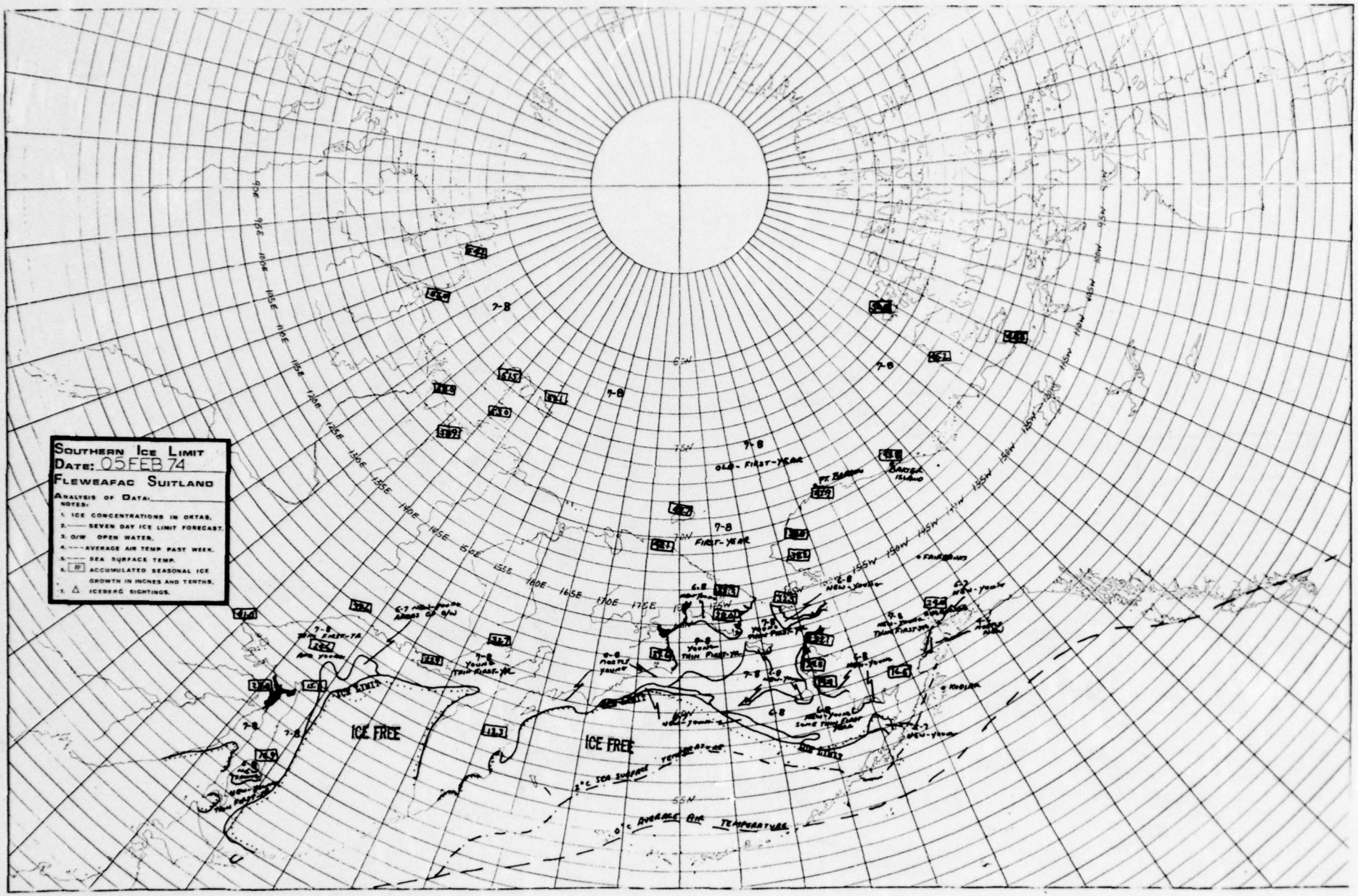
SOUTHERN ICE LIMIT
DATE: 05 FEB 74
FLEWEAFAC SUITLAND
ANALYSIS OF DATA:
NOTES:
1. ICE CONCENTRATIONS IN OKTAS.
2. SEVEN DAY ICE LIMIT FORECAST.
3. O/W OPEN WATER.
4. AVERAGE AIR TEMP PAST WEEK.
5. SEA SURFACE TEMP.
6. ACCUMULATED SEASONAL ICE GROWTH IN INCHES AND TENTHS.
7. ICEBERG SIGHTINGS.
ICE FREE
ICE FREE
OLD - FIRST-YEAR
FIRST-YEAR
7-8
6-8
NEW-YOUNG
THIN FIRST-YR
YOUNG
MOSTLY YOUNG
2°C SEA SURFACE TEMPERATURE
0°C AVERAGE AIR TEMPERATURE
90E 95E 100E 105E 110E 115E 120E 125E 130E 135E 140E 145E 150E 155E 160E 165E 170E 175E 180E 175W 170W 165W 160W 155W 150W 145W 140W 135W 130W 125W 120W 115W 110W 105W 100W 95W 90W
75N
70N
65N
55N

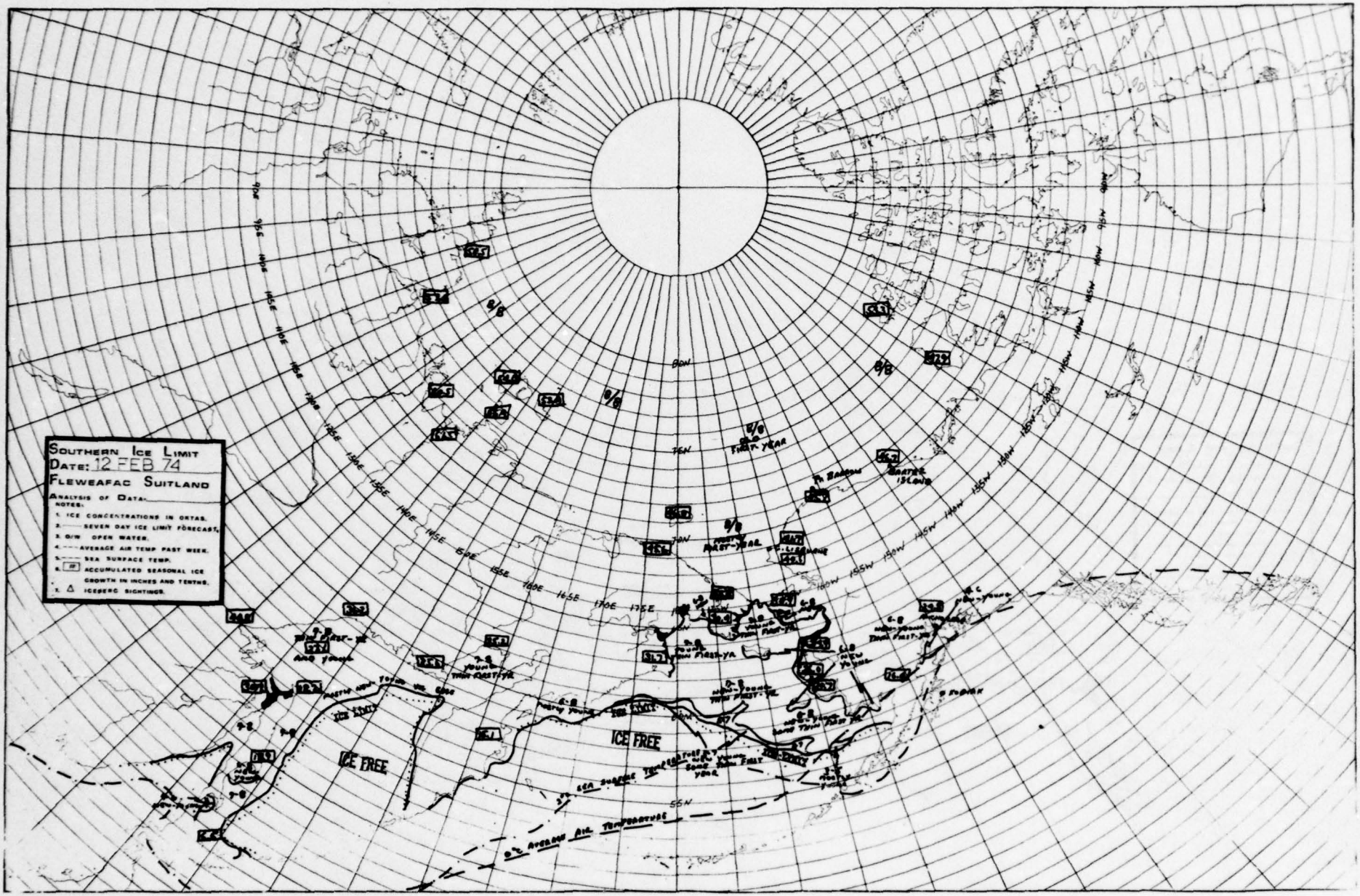
SOUTHERN ICE LIMIT
DATE: 12 FEB 74
FLEWEAFAC SUITLAND
ANALYSIS OF DATA.
NOTES:
1. ICE CONCENTRATIONS IN OKTAS.
2. SEVEN DAY ICE LIMIT FORECAST.
3. O/W OPEN WATER.
4. AVERAGE AIR TEMP PAST WEEK.
5. SEA SURFACE TEMP.
6. ACCUMULATED SEASONAL ICE GROWTH IN INCHES AND TENTHS.
7. ICEBERG SIGHTINGS.
ICE FREE
ICE FREE
ICE LIMIT
FIRST-YEAR
BARTER ISLAND
SEA SURFACE TEMPERATURE
AVERAGE AIR TEMPERATURE

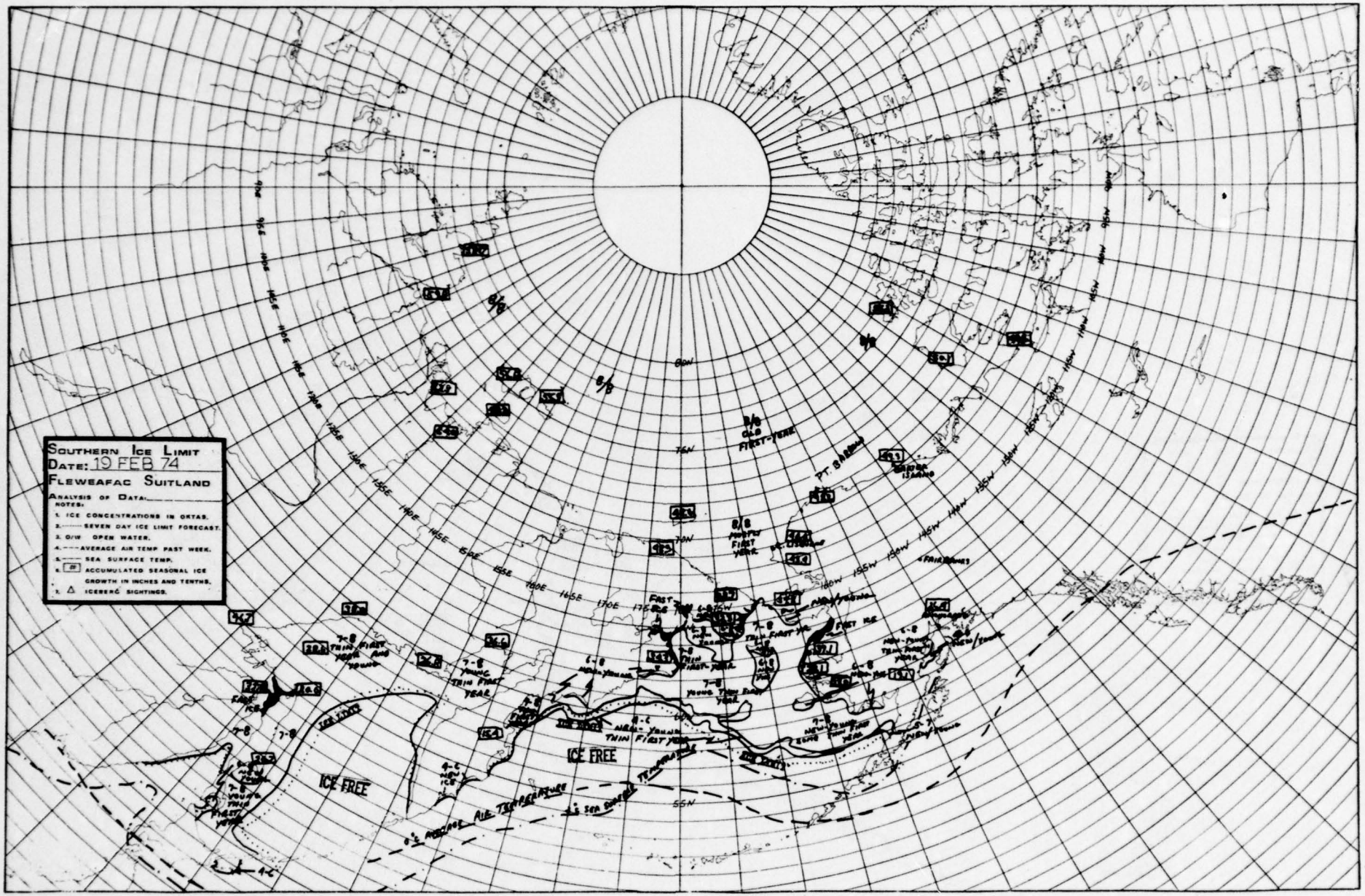
SOUTHERN ICE LIMIT
DATE: 19 FEB 74
FLEWEAFAC SUITLAND
ANALYSIS OF DATA:
NOTES:
1. ICE CONCENTRATIONS IN OKTAS.
2. SEVEN DAY ICE LIMIT FORECAST.
3. O/W OPEN WATER.
4. AVERAGE AIR TEMP PAST WEEK.
5. SEA SURFACE TEMP.
6. ACCUMULATED SEASONAL ICE GROWTH IN INCHES AND TENTHS.
7. ICEBERG SIGHTINGS.
ICE FREE
ICE FREE
80N
75N
70N
55N
PT. BARROW
FAIRBANKS
8/8 OLD FIRST-YEAR
8/8 MOSTLY FIRST YEAR
7-8 YOUNG THIN FIRST YEAR
7-8 THIN FIRST YEAR AND YOUNG
4-6 NEW ICE
6-8 NEW-YOUNG
4-6 NEW-YOUNG THIN FIRST YEAR
7-8 YOUNG THIN FIRST YEAR
FAST ICE
ICE LIMIT
AVERAGE AIR TEMPERATURE
SEA SURFACE TEMPERATURE

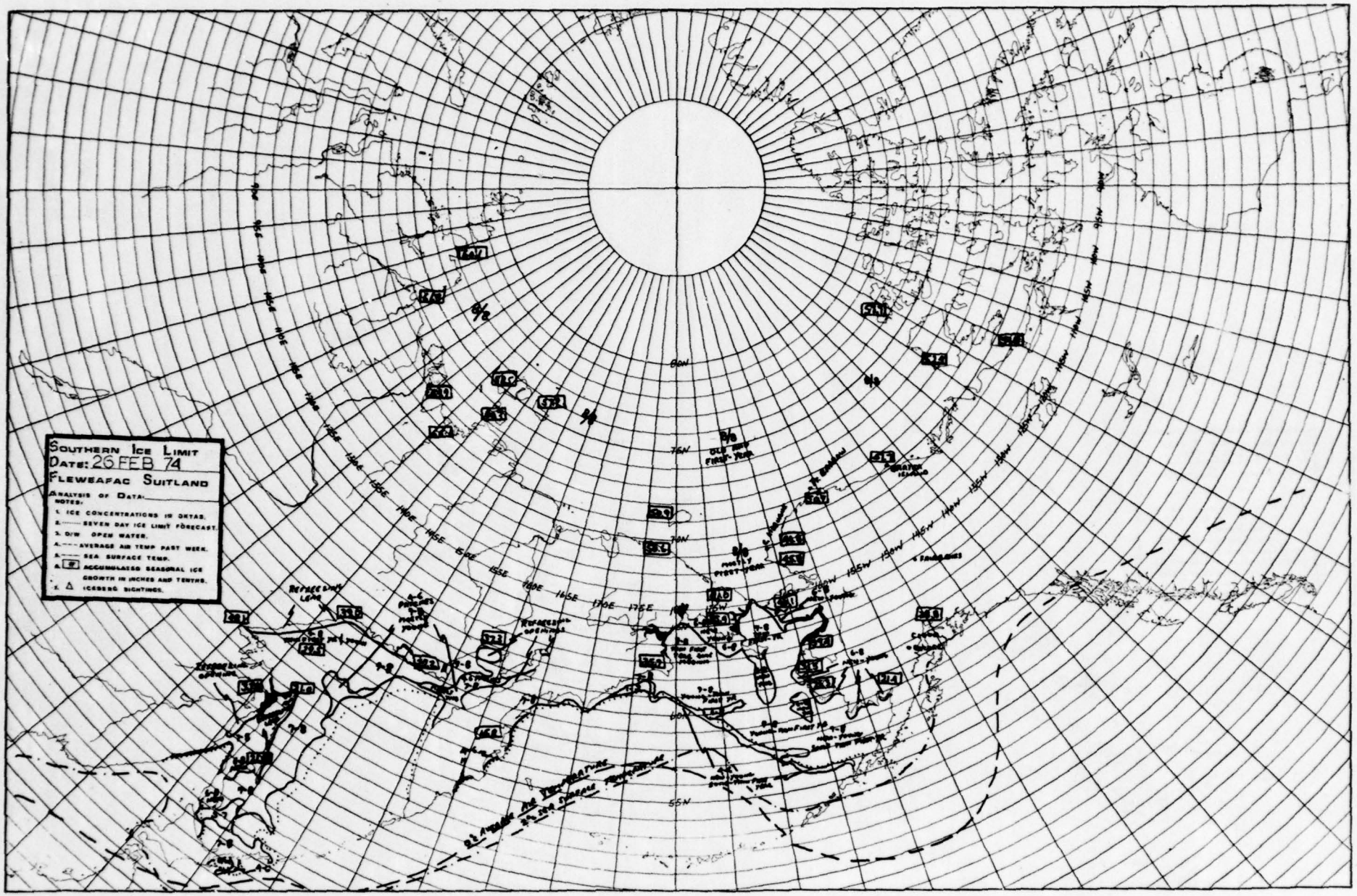
SOUTHERN ICE LIMIT
DATE: 26 FEB 74
FLEWEAFAC SUITLAND
ANALYSIS OF DATA:
NOTES:
1. ICE CONCENTRATIONS IN OKTAS.
2. SEVEN DAY ICE LIMIT FORECAST.
3. O/W OPEN WATER.
4. AVERAGE AIR TEMP PAST WEEK.
5. SEA SURFACE TEMP.
6. ACCUMULATED SEASONAL ICE GROWTH IN INCHES AND TENTHS.
7. ICEBERG SIGHTINGS.
80N
75N
70N
55N
OLD AND FIRST YEAR
MOSTLY FIRST YEAR
REFREEZING LEAD
REFREEZING OPENINGS
FAIRBANKS

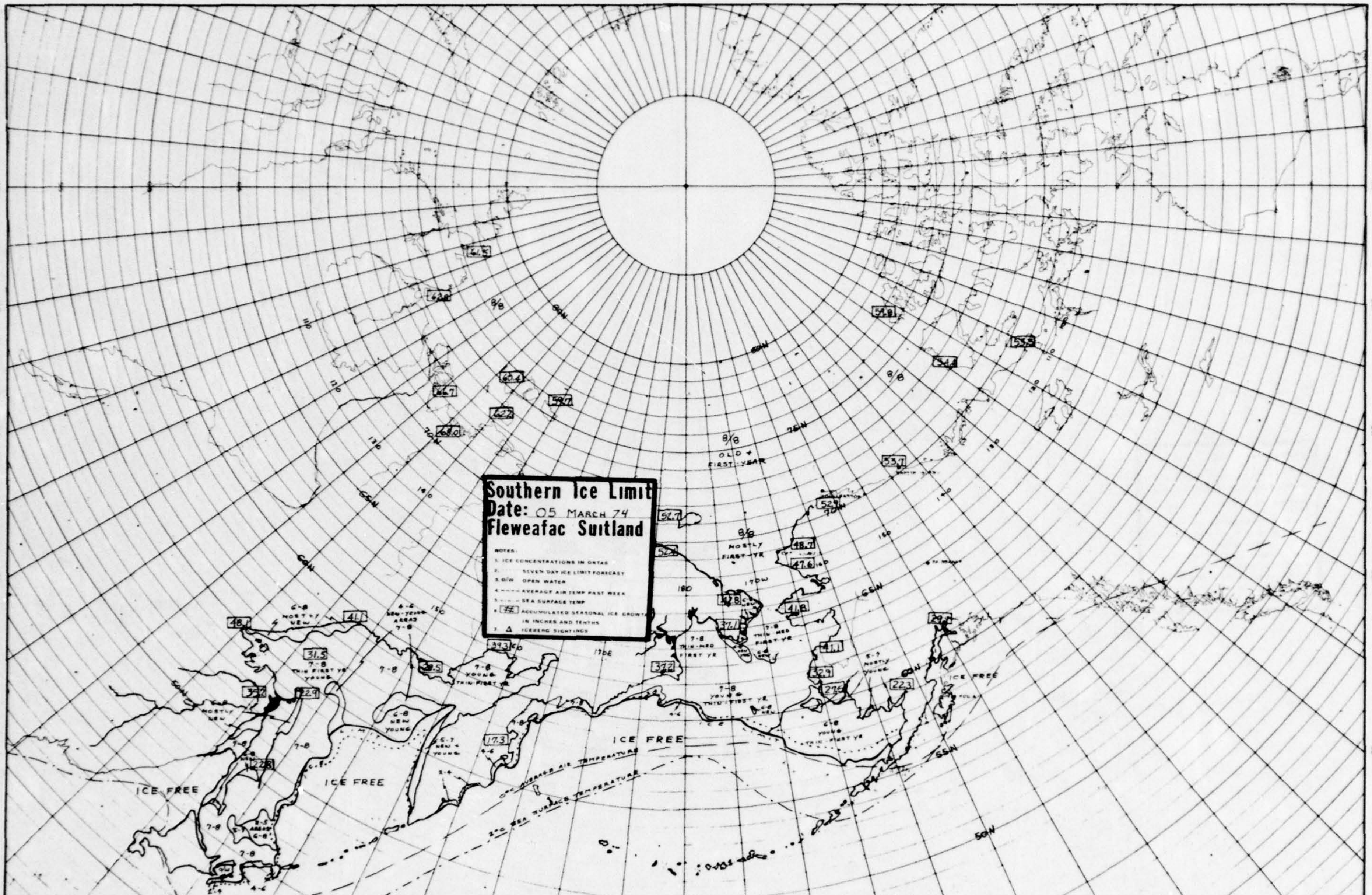

Southern Ice Limit
Date: 05 MARCH 74
Fleweafac Suitland
NOTES:
1. ICE CONCENTRATIONS IN OKTAS
2. SEVEN DAY ICE LIMIT FORECAST
3. O/W OPEN WATER
4. AVERAGE AIR TEMP PAST WEEK
5. SEA SURFACE TEMP
6. ACCUMULATED SEASONAL ICE GROWTH IN INCHES AND TENTHS
7. △ ICEBERG SIGHTINGS
ICE FREE
ICE FREE
ICE FREE
ICE FREE
8/8 OLD + FIRST-YEAR
8/8 MOSTLY FIRST-YR
0°C AVERAGE AIR TEMPERATURE
2°C SEA SURFACE TEMPERATURE

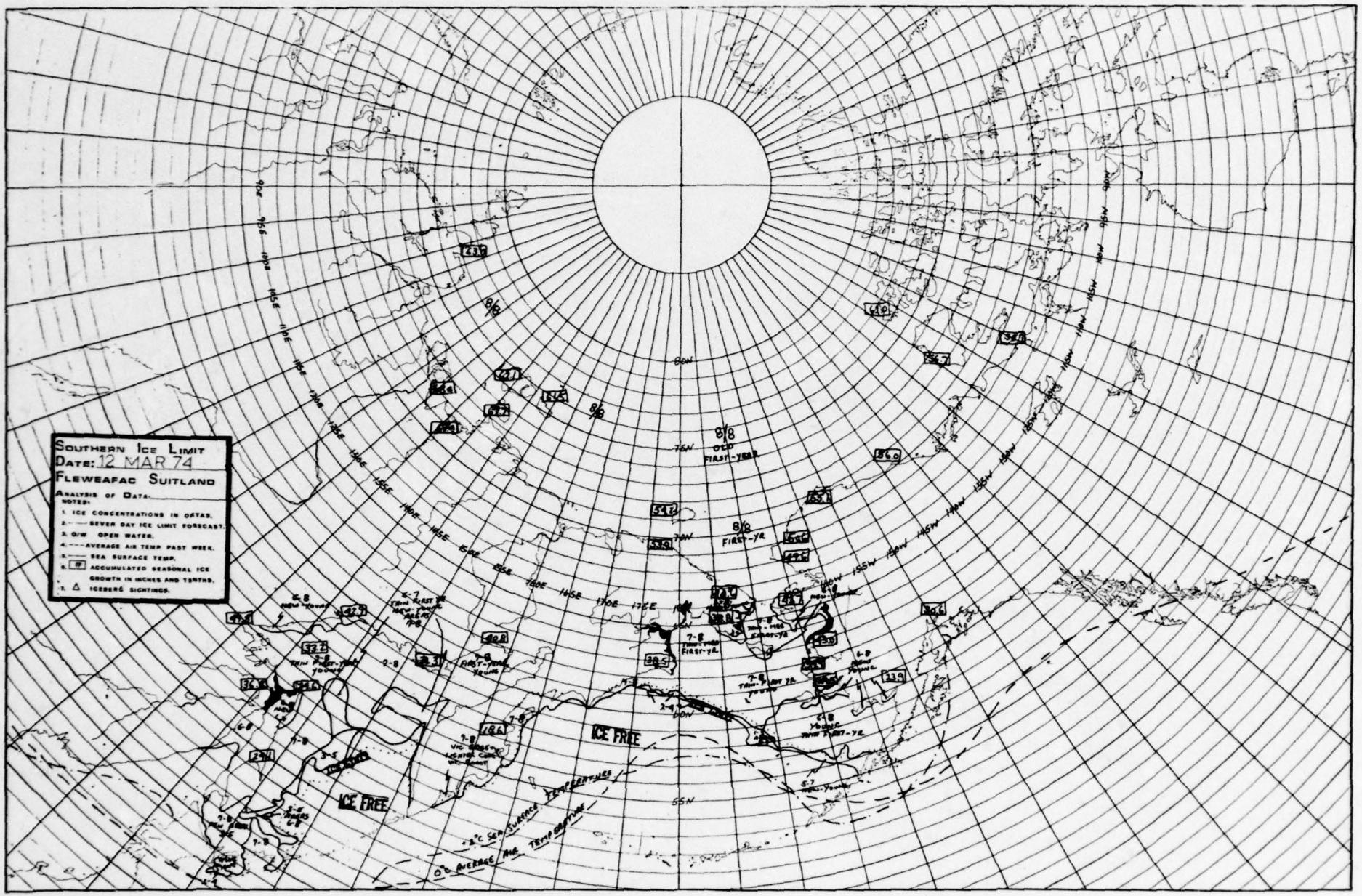
SOUTHERN ICE LIMIT
DATE: 12 MAR 74
FLEWEAFAC SUITLAND
ANALYSIS OF DATA:
NOTES:
1. ICE CONCENTRATIONS IN OKTAS.
2. —— SEVEN DAY ICE LIMIT FORECAST.
3. O/W OPEN WATER.
4. ---- AVERAGE AIR TEMP PAST WEEK.
5. —— SEA SURFACE TEMP.
6. ▣ ACCUMULATED SEASONAL ICE GROWTH IN INCHES AND TENTHS.
7. △ ICEBERG SIGHTINGS.
ICE FREE
ICE FREE
8/8 OLD FIRST-YEAR
8/8 FIRST-YR
80N
75N
70N
65N
60N
55N
+2°C SEA SURFACE TEMPERATURE
0°C AVERAGE AIR TEMPERATURE

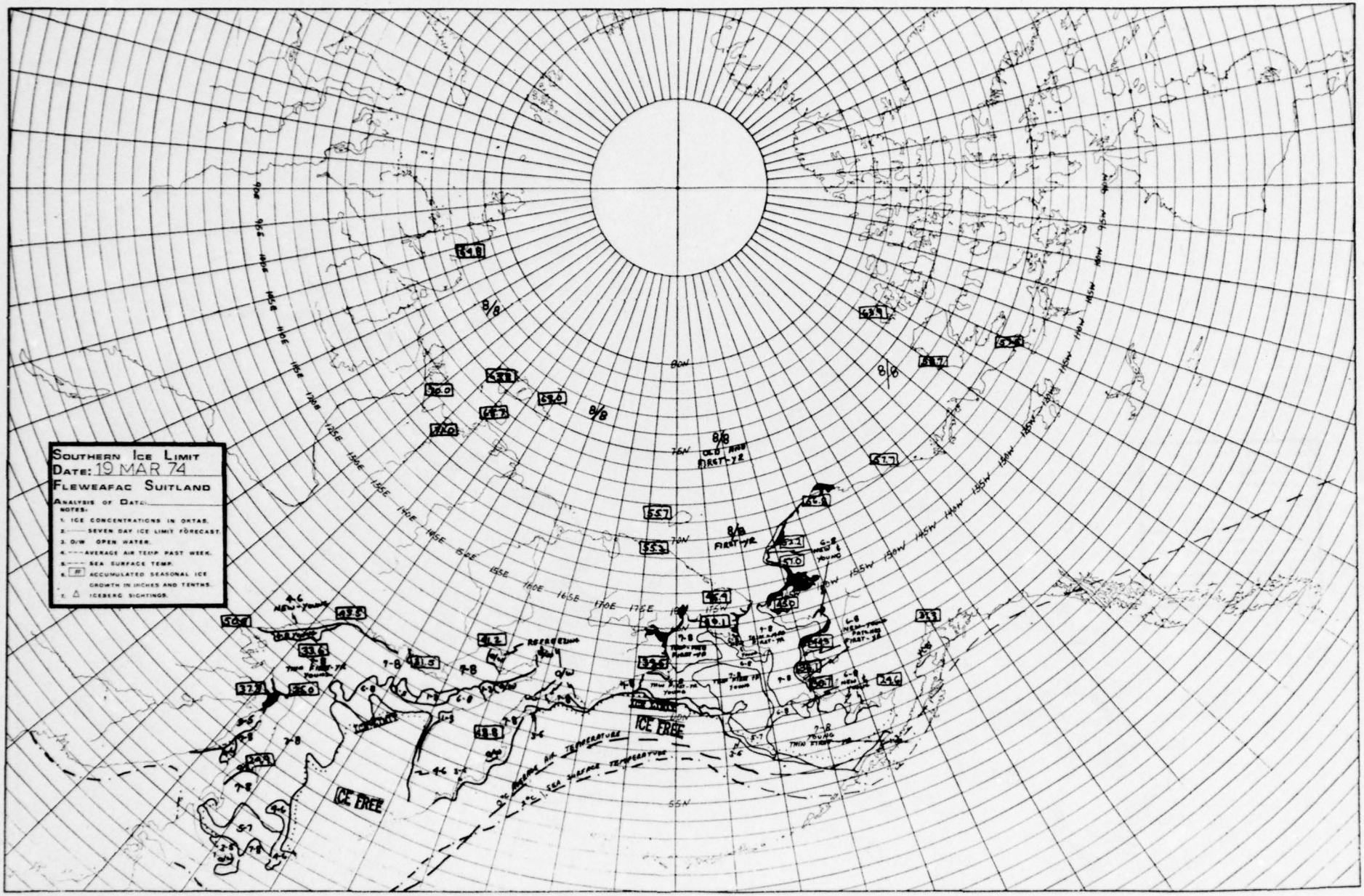
SOUTHERN ICE LIMIT
DATE: 19 MAR 74
FLEWEAFAC SUITLAND
ANALYSIS OF DATA:
NOTES:
1. ICE CONCENTRATIONS IN OKTAS.
2. SEVEN DAY ICE LIMIT FORECAST.
3. O/W OPEN WATER.
4. AVERAGE AIR TEMP PAST WEEK.
5. SEA SURFACE TEMP.
6. ACCUMULATED SEASONAL ICE GROWTH IN INCHES AND TENTHS.
7. ICEBERG SIGHTINGS.
ICE FREE
ICE FREE
80N
75N
70N
55N
8/8
OLD AND FIRST-YR
FIRST-YR
REFREEZING
NEW-YOUNG
THIN FIRST-YR
YOUNG
THIN FIRST-YR
AVERAGE AIR TEMPERATURE
SEA SURFACE TEMPERATURE

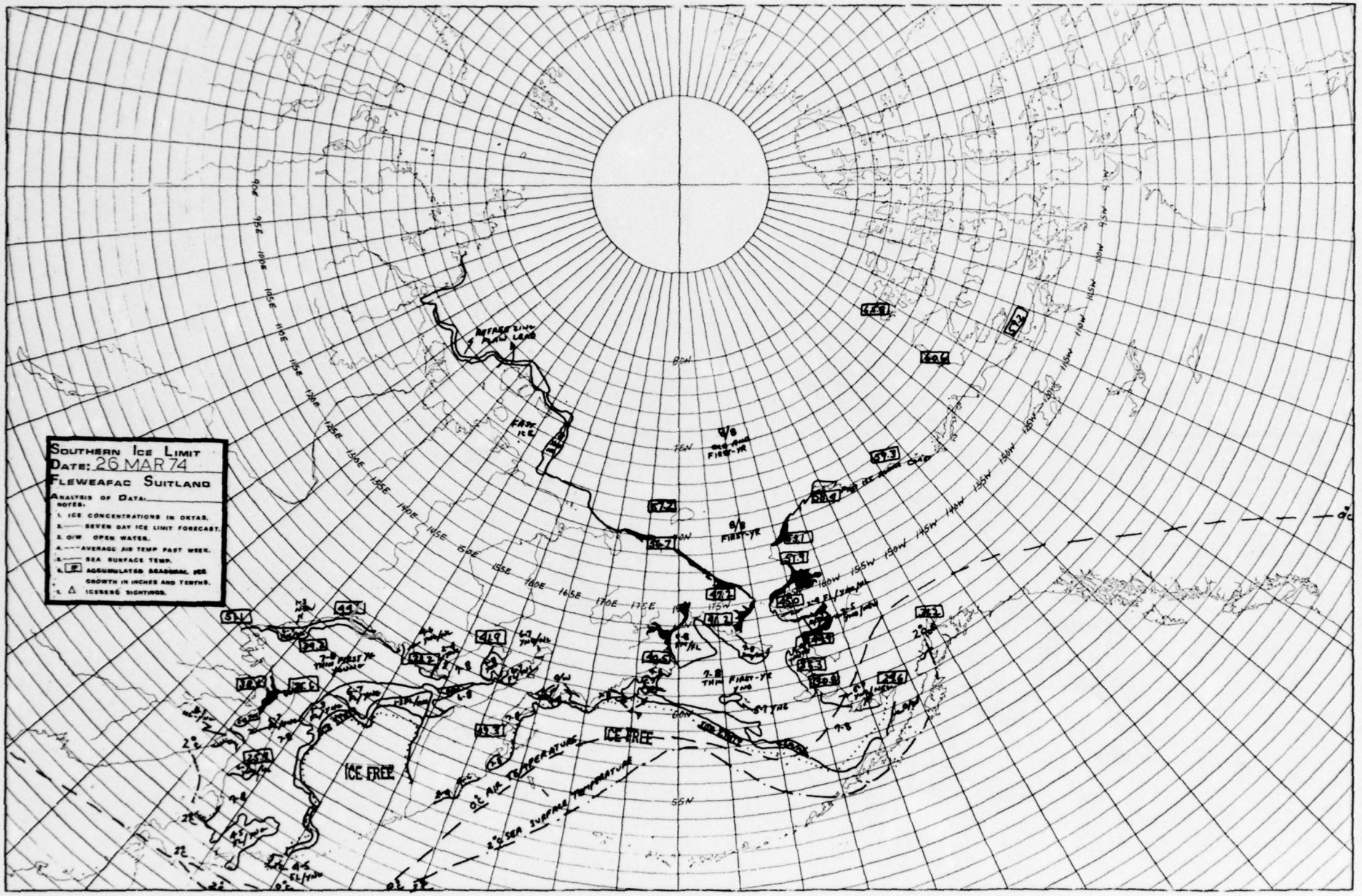
SOUTHERN ICE LIMIT
DATE: 26 MAR 74
FLEWEAFAC SUITLAND
ANALYSIS OF DATA.
NOTES.
1. ICE CONCENTRATIONS IN OKTAS.
2. SEVEN DAY ICE LIMIT FORECAST.
3. O/W OPEN WATER.
4. AVERAGE AIR TEMP PAST WEEK.
5. SEA SURFACE TEMP.
6. ACCUMULATED SEASONAL ICE GROWTH IN INCHES AND TENTHS.
7. ICEBERG SIGHTINGS.
ICE FREE
ICE FREE
0°C AIR TEMPERATURE
2°C SEA SURFACE TEMPERATURE
FAST ICE
FIRST-YR
80N
75N
70N
65N
55N

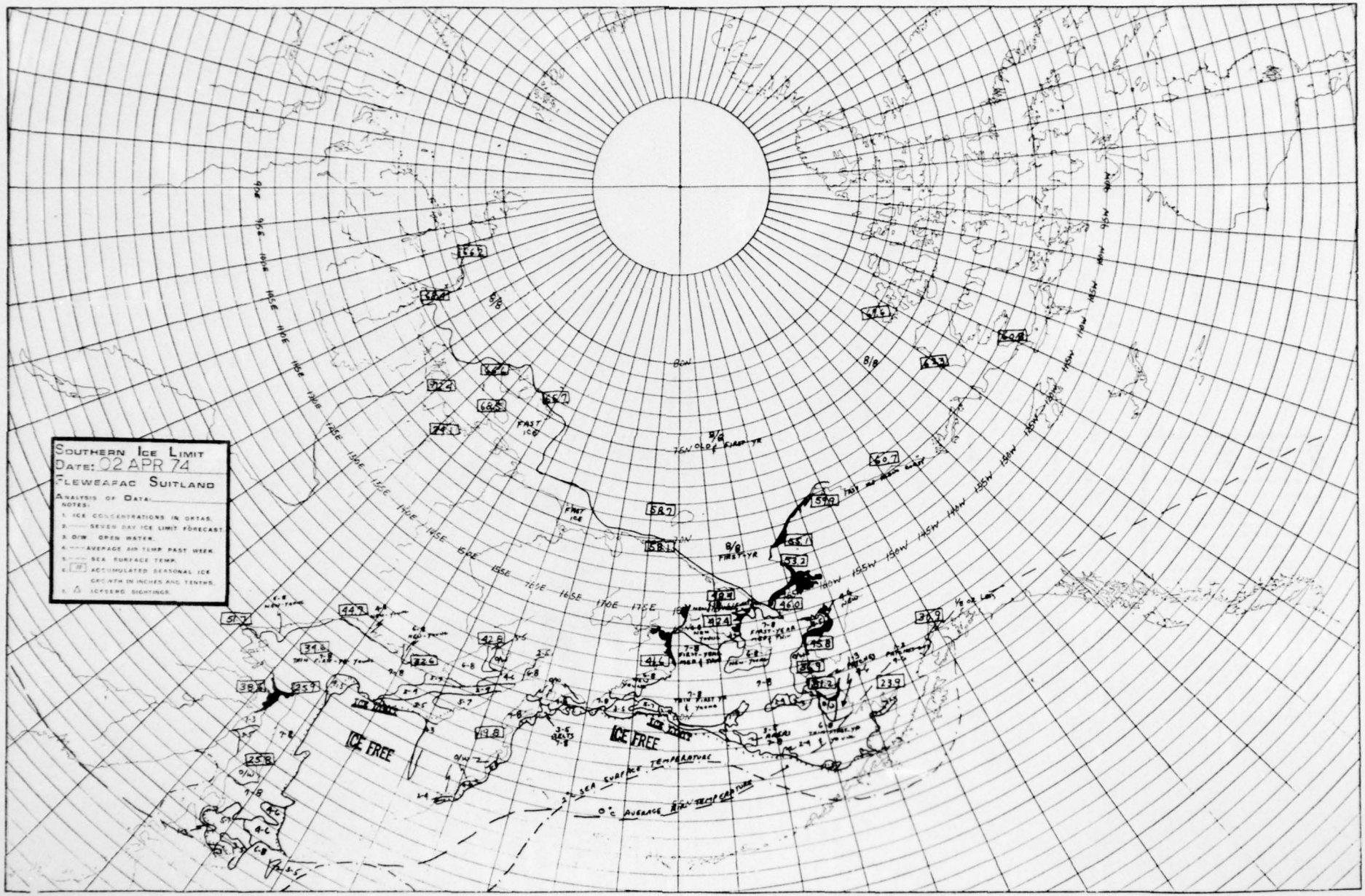
SOUTHERN ICE LIMIT
DATE: 02 APR 74
FLEWEAFAC SUITLAND
ANALYSIS OF DATA:
NOTES:
1. ICE CONCENTRATIONS IN OKTAS.
2. SEVEN DAY ICE LIMIT FORECAST.
3. O/W OPEN WATER.
4. AVERAGE AIR TEMP PAST WEEK.
5. SEA SURFACE TEMP.
6. ACCUMULATED SEASONAL ICE GROWTH IN INCHES AND TENTHS.
7. ICEBERG SIGHTINGS.
ICE FREE
ICE FREE
FAST ICE
FAST ICE
SEA SURFACE TEMPERATURE
AVERAGE AIR TEMPERATURE

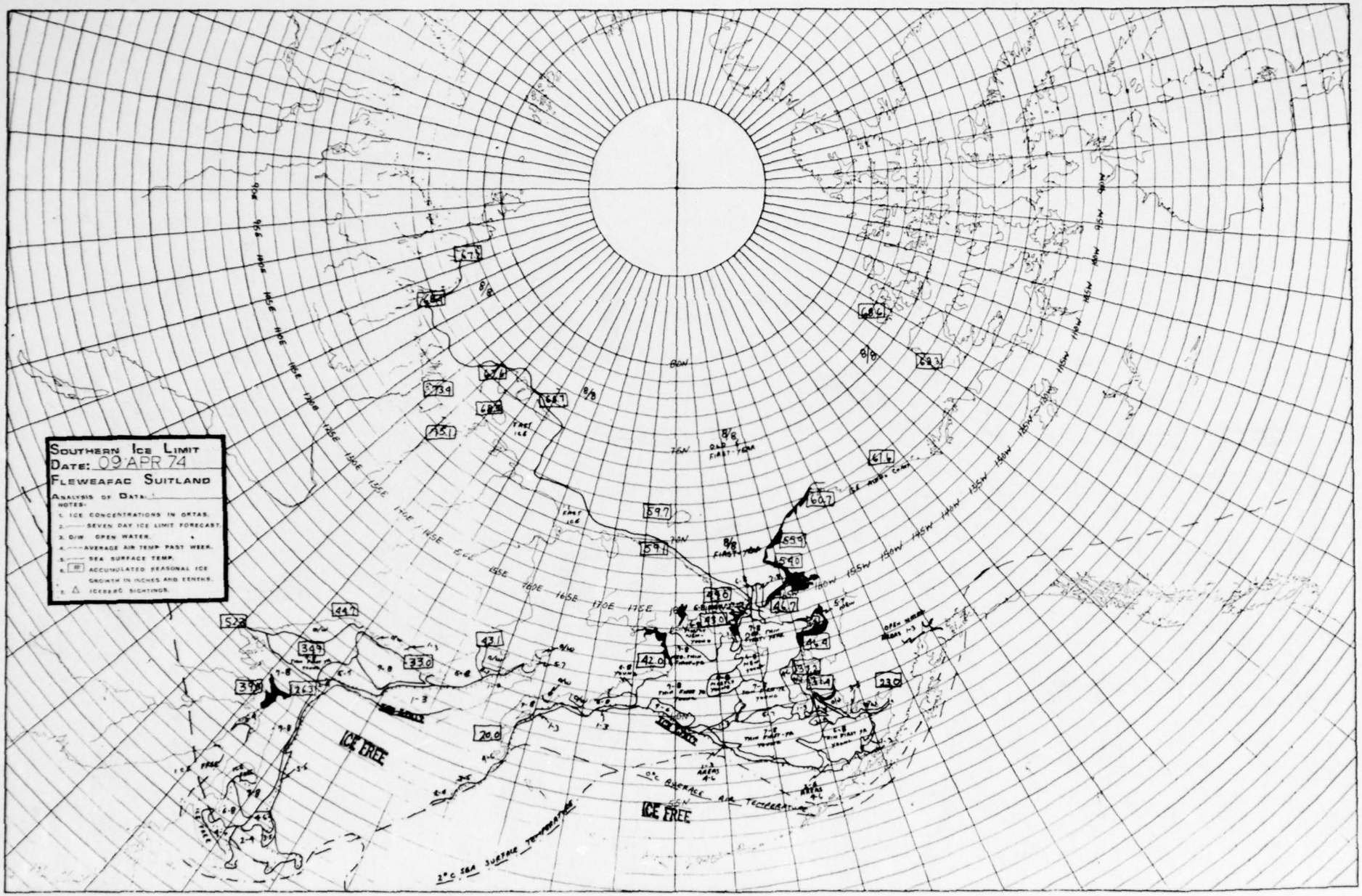
SOUTHERN ICE LIMIT
DATE: 09 APR 74
FLEWEAFAC SUITLAND
ANALYSIS OF DATA:
NOTES:
1. ICE CONCENTRATIONS IN OKTAS.
2. ——— SEVEN DAY ICE LIMIT FORECAST.
3. O/W OPEN WATER.
4. ——— AVERAGE AIR TEMP PAST WEEK.
5. SEA SURFACE TEMP.
6. ACCUMULATED SEASONAL ICE GROWTH IN INCHES AND TENTHS.
7. △ ICEBERG SIGHTINGS.
ICE FREE
ICE FREE
2°C SEA SURFACE TEMPERATURE
0°C AVERAGE AIR TEMPERATURE
80N
75N
70N
160E
165E
170E
175E
180E
175W
170W
165W
160W
155W
150W
145W
140W

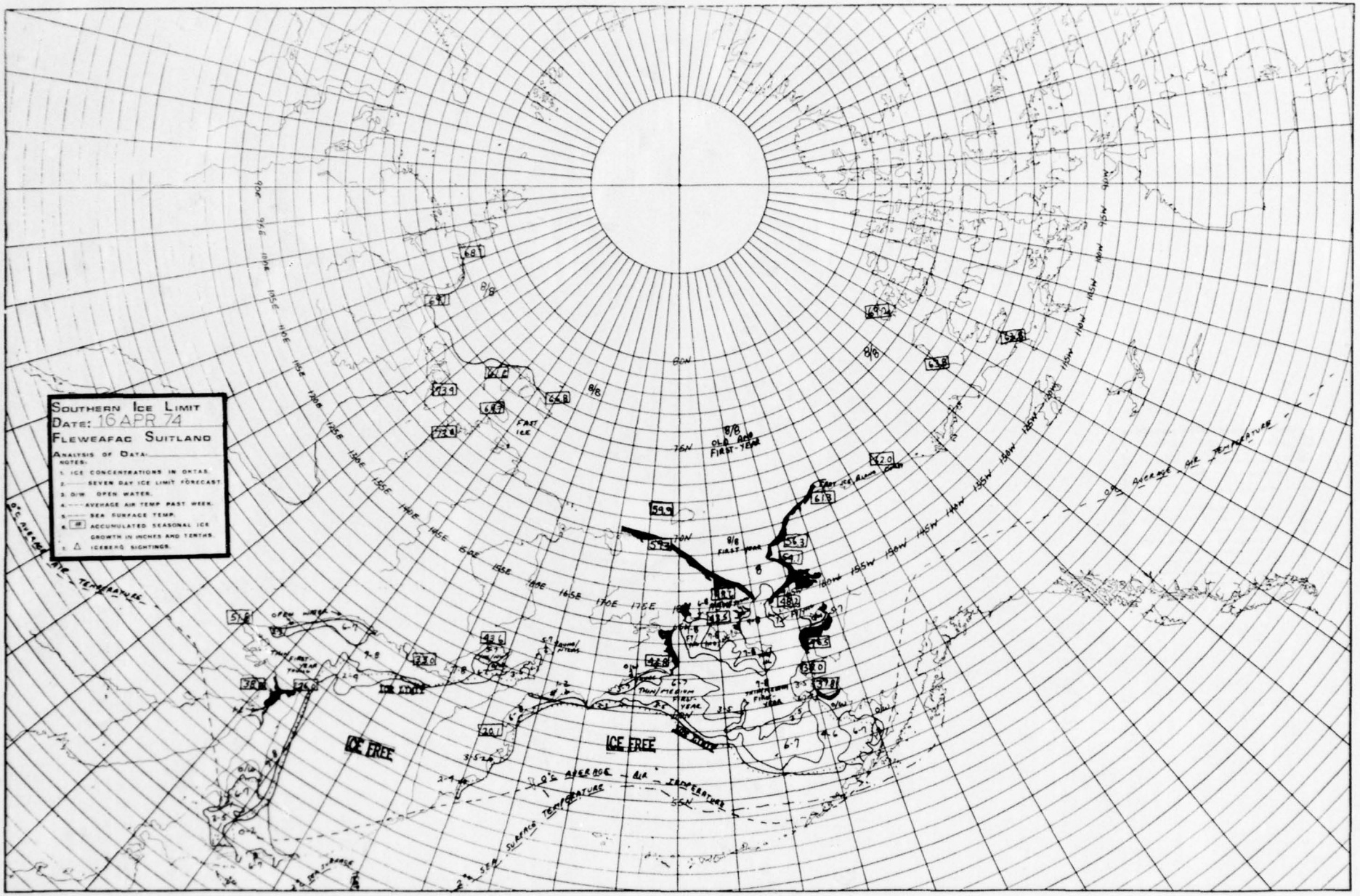
SOUTHERN ICE LIMIT
DATE: 16 APR 74
FLEWEAFAC SUITLAND
ANALYSIS OF DATA:
NOTES:
1. ICE CONCENTRATIONS IN OKTAS.
2. SEVEN DAY ICE LIMIT FORECAST.
3. O/W OPEN WATER.
4. AVERAGE AIR TEMP PAST WEEK.
5. SEA SURFACE TEMP.
6. ACCUMULATED SEASONAL ICE GROWTH IN INCHES AND TENTHS.
7. ICEBERG SIGHTINGS.
ICE FREE
ICE FREE
ICE LIMIT
FAST ICE
OLD AND FIRST-YEAR
FIRST-YEAR
THIN/MEDIUM FIRST-YEAR
OPEN WATER
AVERAGE AIR TEMPERATURE
SEA SURFACE TEMPERATURE

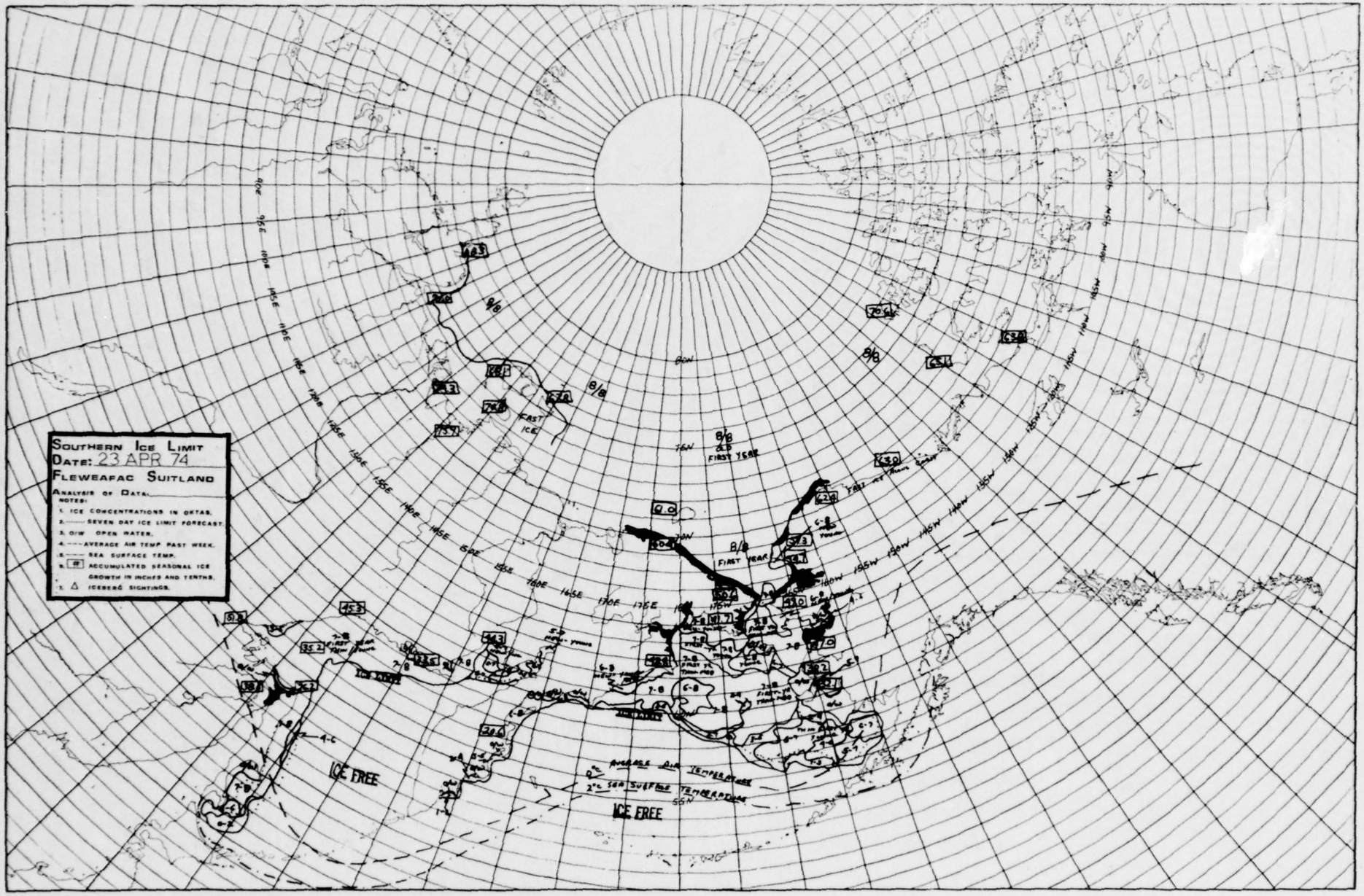

SOUTHERN ICE LIMIT
DATE: 23 APR 74
FLEWEAFAC SUITLAND
ANALYSIS OF DATA.
NOTES:
1. ICE CONCENTRATIONS IN OKTAS.
2. SEVEN DAY ICE LIMIT FORECAST.
3. O/W OPEN WATER.
4. AVERAGE AIR TEMP PAST WEEK.
5. SEA SURFACE TEMP.
6. ACCUMULATED SEASONAL ICE GROWTH IN INCHES AND TENTHS.
7. ICEBERG SIGHTINGS.
ICE FREE
ICE FREE
FIRST YEAR
FIRST YEAR
FAST ICE
AVERAGE AIR TEMPERATURE
SEA SURFACE TEMPERATURE

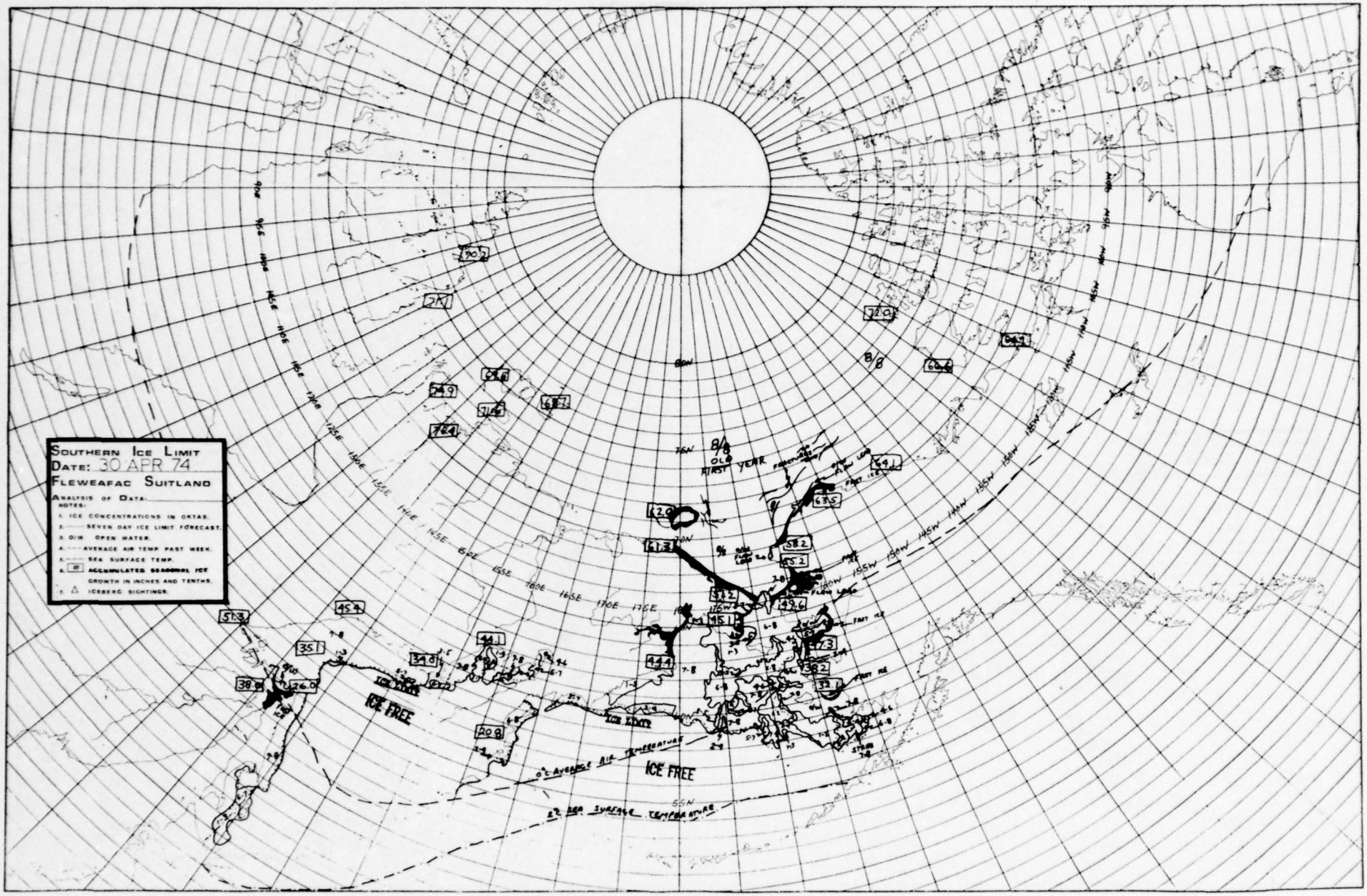
SOUTHERN ICE LIMIT
DATE: 30 APR 74
FLEWEAFAC SUITLAND
ANALYSIS OF DATA:
NOTES:
1. ICE CONCENTRATIONS IN OKTAS.
2. SEVEN DAY ICE LIMIT FORECAST.
3. O/W OPEN WATER.
4. AVERAGE AIR TEMP PAST WEEK.
5. SEA SURFACE TEMP.
6. # ACCUMULATED SEASONAL ICE GROWTH IN INCHES AND TENTHS.
7. △ ICEBERG SIGHTINGS.
ICE FREE
ICE FREE
ICE LIMIT
ICE LIMIT
0°C AVERAGE AIR TEMPERATURE
2°C SEA SURFACE TEMPERATURE
8/8 OLD FIRST YEAR
FAST ICE
FLOW LEAD
80N
75N
70N
55N
90E 95E 100E 105E 110E 115E 120E 125E 130E 135E 140E 145E 150E 155E 160E 165E 170E 175E 180
180W 175W 170W 165W 160W 155W 150W 145W 140W 135W 130W 125W 120W 115W 110W 105W 100W 95W 90W

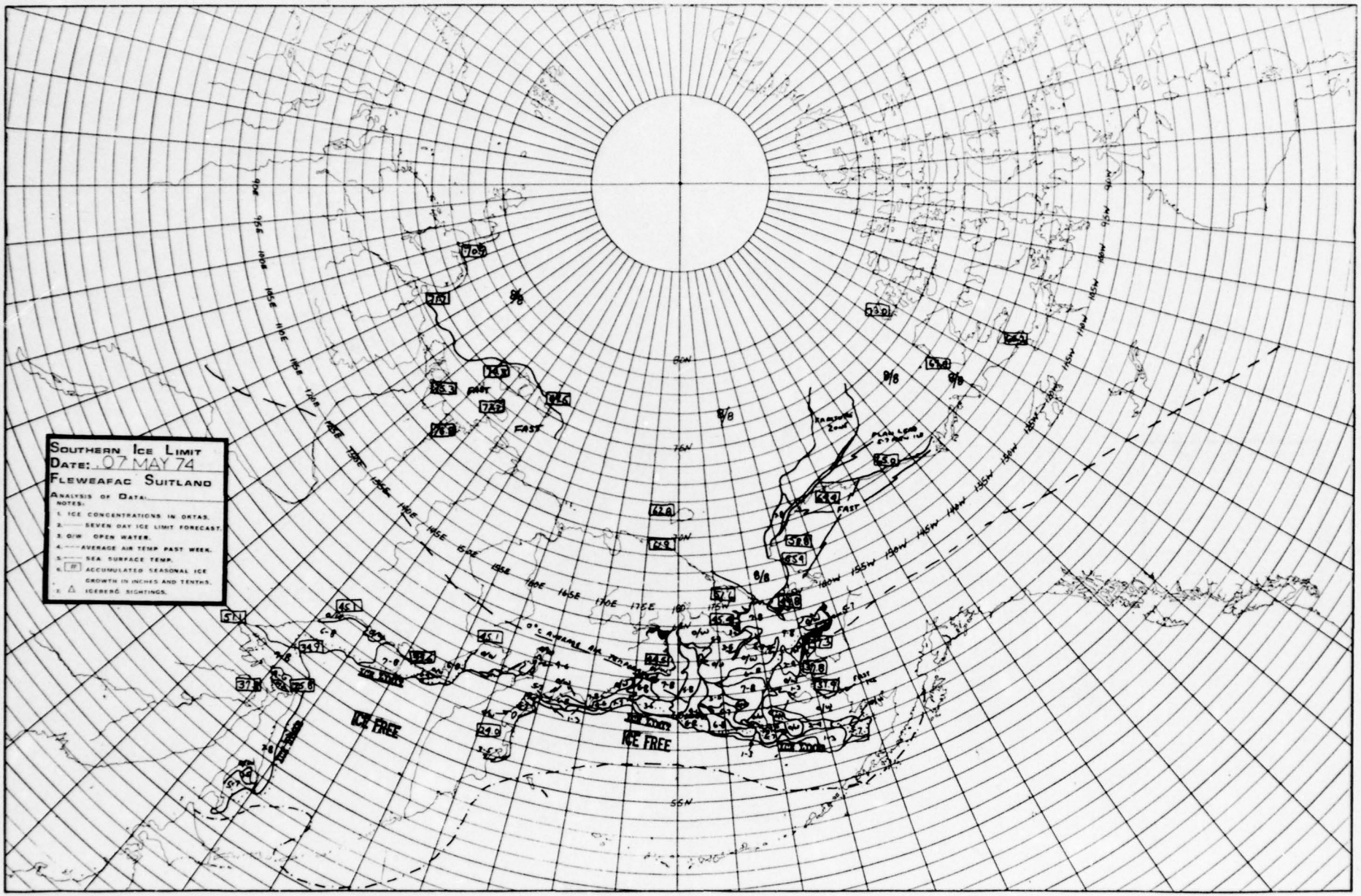
SOUTHERN ICE LIMIT
DATE: 07 MAY 74
FLEWEAFAC SUITLAND
ANALYSIS OF DATA:
NOTES:
1. ICE CONCENTRATIONS IN OKTAS.
2. SEVEN DAY ICE LIMIT FORECAST.
3. O/W OPEN WATER.
4. AVERAGE AIR TEMP PAST WEEK.
5. SEA SURFACE TEMP.
6. ACCUMULATED SEASONAL ICE GROWTH IN INCHES AND TENTHS.
7. ICEBERG SIGHTINGS.
ICE FREE
ICE FREE
FAST
FAST
FAST
80N
75N
70N
55N

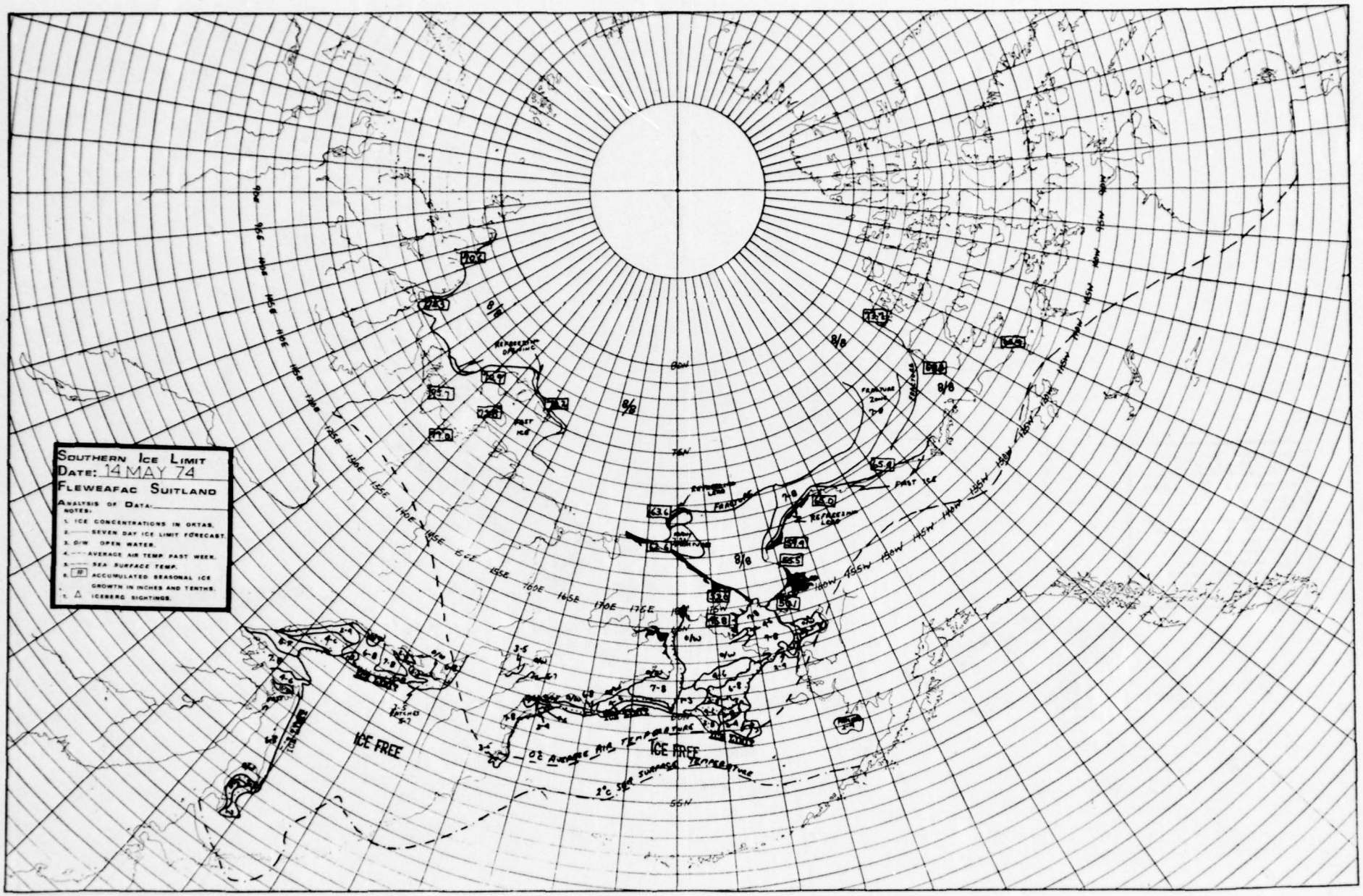
SOUTHERN ICE LIMIT
DATE: 14 MAY 74
FLEWEAFAC SUITLAND
ANALYSIS OF DATA:
NOTES:
1. ICE CONCENTRATIONS IN OKTAS.
2. —— SEVEN DAY ICE LIMIT FORECAST.
3. O/W OPEN WATER.
4. ---- AVERAGE AIR TEMP PAST WEEK.
5. —— SEA SURFACE TEMP.
6. # ACCUMULATED SEASONAL ICE GROWTH IN INCHES AND TENTHS.
7. △ ICEBERG SIGHTINGS.
ICE FREE
ICE FREE
0°C AVERAGE AIR TEMPERATURE
2°C SEA SURFACE TEMPERATURE
PAST ICE
FRACTURE
REFREEZING LEAD
80N
75N
55N

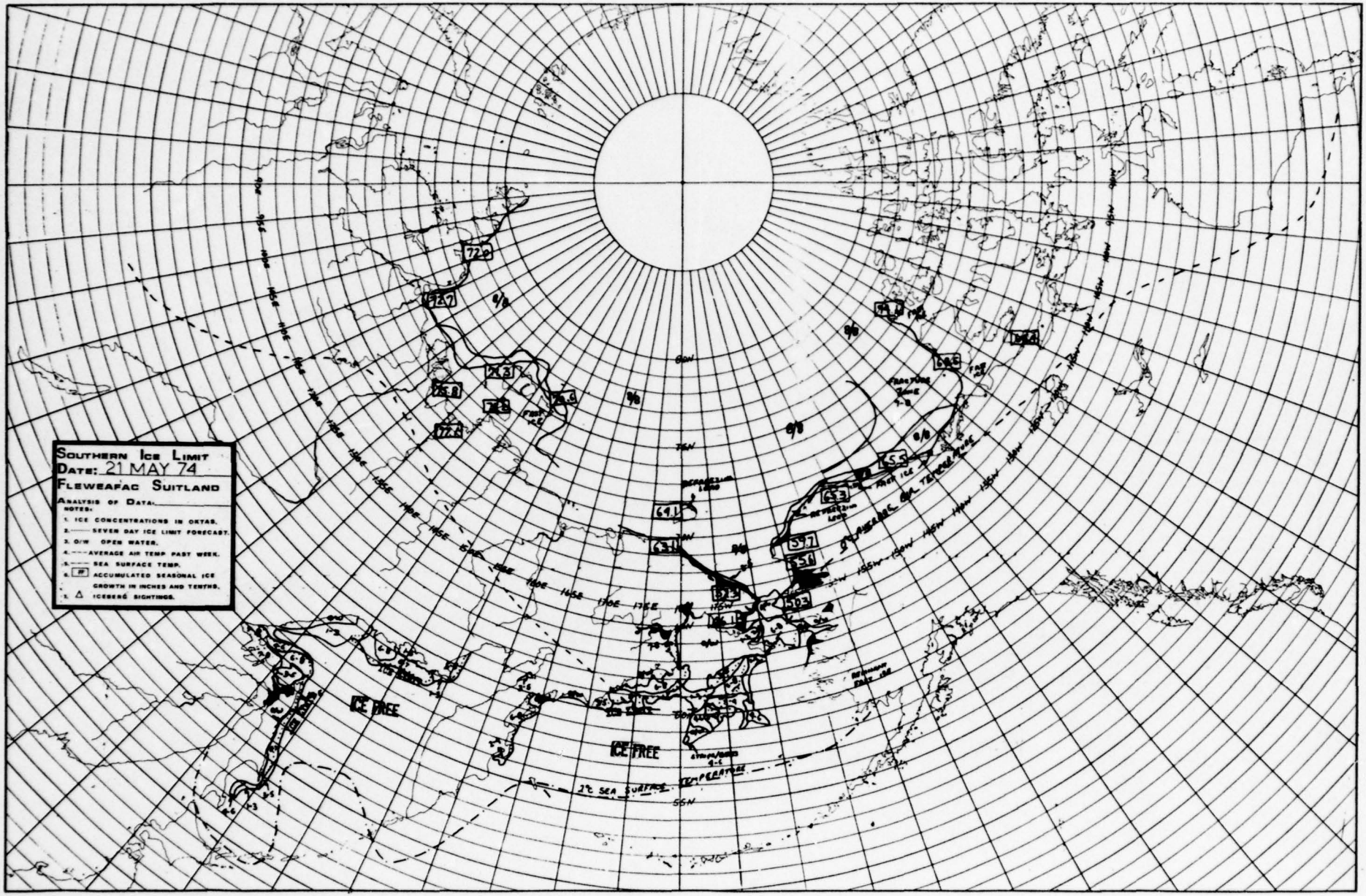
SOUTHERN ICE LIMIT
DATE: 21 MAY 74
FLEWEAFAC SUITLAND
ANALYSIS OF DATA:
NOTES:
1. ICE CONCENTRATIONS IN OKTAS.
2. —— SEVEN DAY ICE LIMIT FORECAST.
3. O/W OPEN WATER.
4. - - - AVERAGE AIR TEMP PAST WEEK.
5. —— SEA SURFACE TEMP.
6. FF ACCUMULATED SEASONAL ICE GROWTH IN INCHES AND TENTHS.
7. △ ICEBERG SIGHTINGS.
ICE FREE
ICE FREE
ICE FREE
2°C SEA SURFACE TEMPERATURE
55N
60N
75N
8/8
72.0
72.7
75.8
77.6
64.1
63.1
65.5
65.3
59.7
55.6
50.3

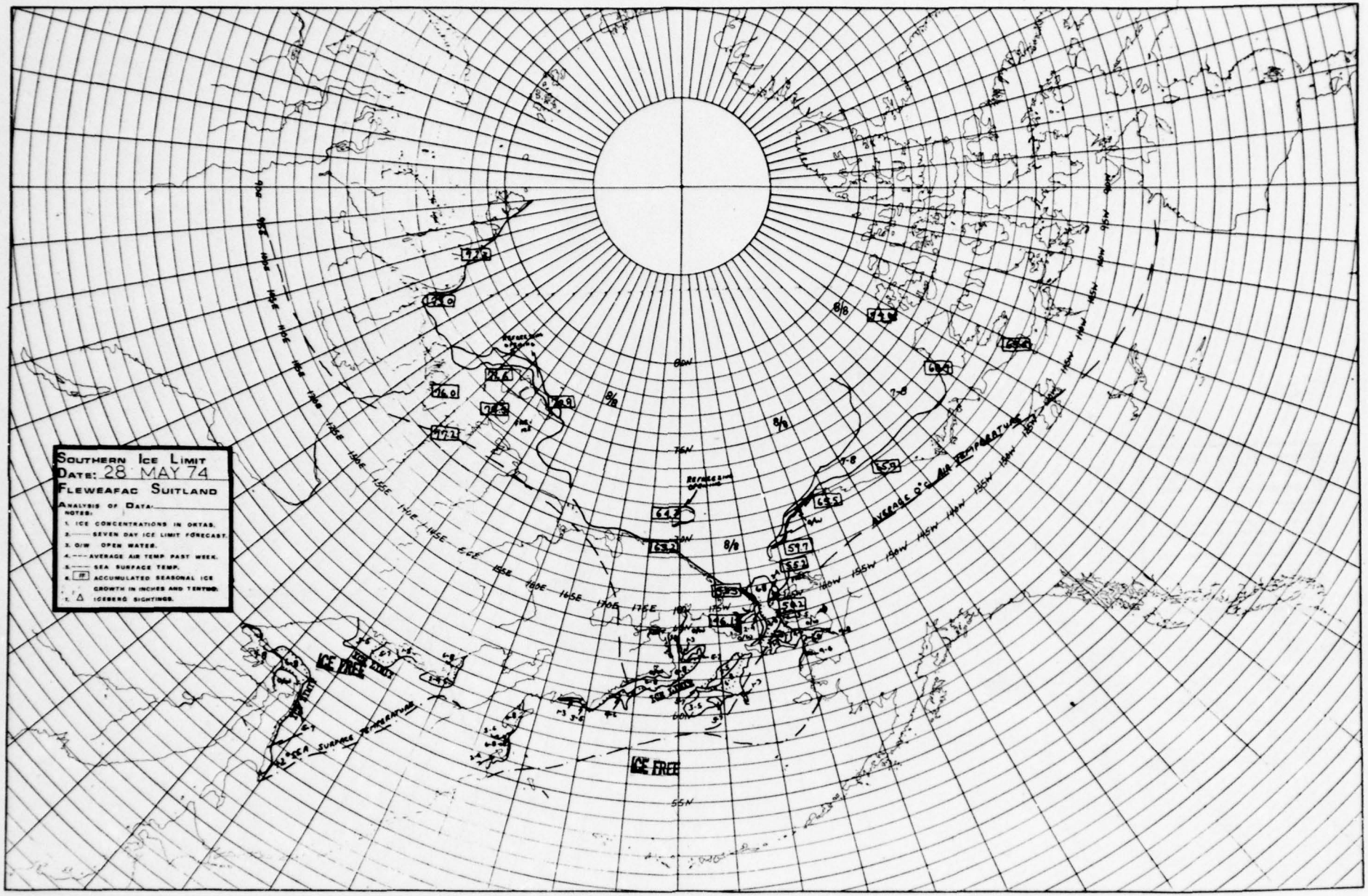
SOUTHERN ICE LIMIT
DATE: 28 MAY 74
FLEWEAFAC SUITLAND
ANALYSIS OF DATA:
NOTES:
1. ICE CONCENTRATIONS IN OKTAS.
2. —— SEVEN DAY ICE LIMIT FORECAST.
3. O/W OPEN WATER.
4. - - - AVERAGE AIR TEMP PAST WEEK.
5. —— SEA SURFACE TEMP.
6. [#] ACCUMULATED SEASONAL ICE GROWTH IN INCHES AND TENTHS.
7. △ ICEBERG SIGHTINGS.
ICE FREE
ICE FREE
SEA SURFACE TEMPERATURE
AVERAGE 0°C AIR TEMPERATURE
80N
75N
55N
8/8
7-8

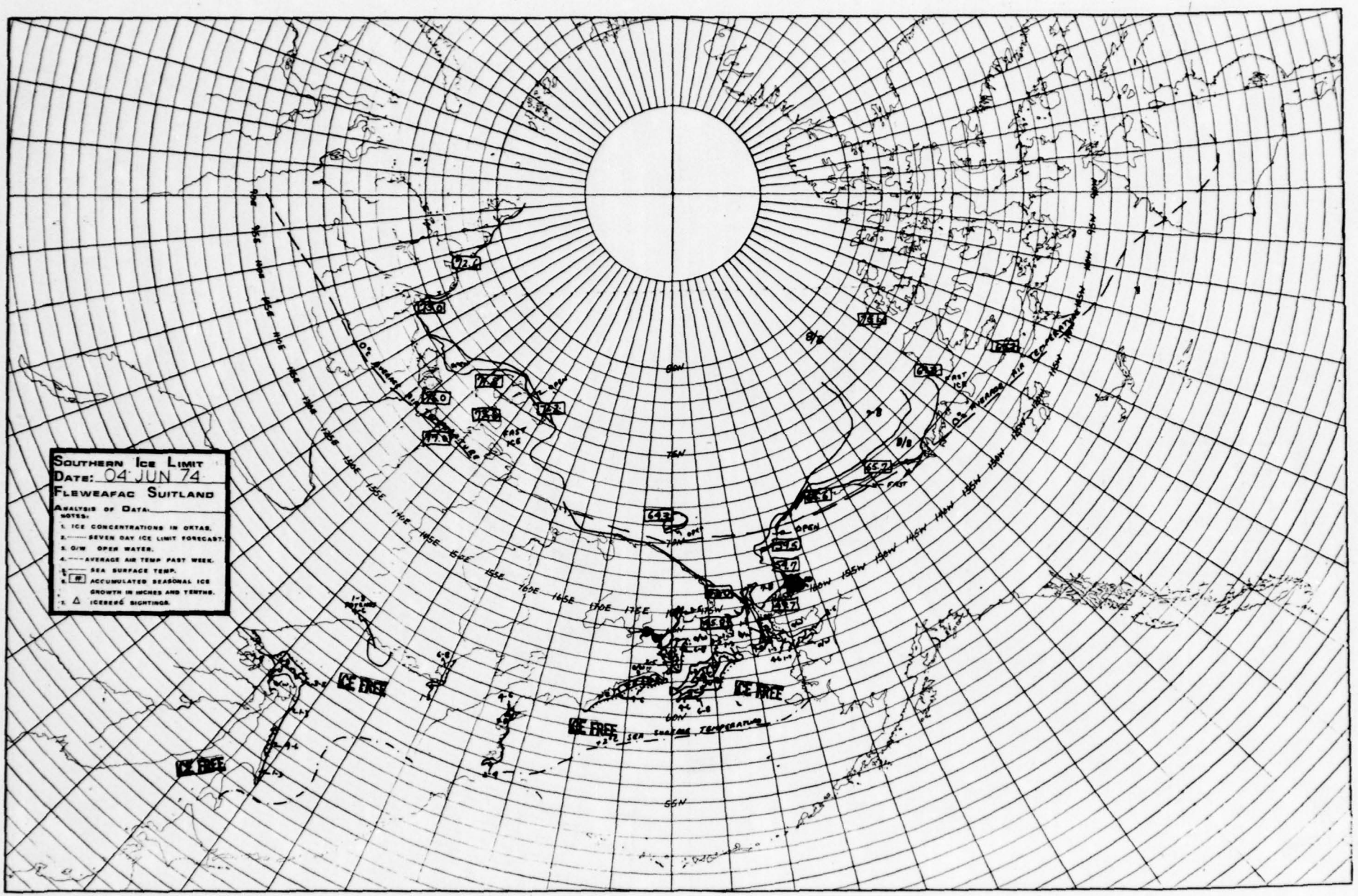
SOUTHERN ICE LIMIT
DATE: 04 JUN 74
FLEWEAFAC SUITLAND
ANALYSIS OF DATA:
NOTES:
1. ICE CONCENTRATIONS IN OKTAS.
2. SEVEN DAY ICE LIMIT FORECAST.
3. O/W OPEN WATER.
4. AVERAGE AIR TEMP PAST WEEK.
5. SEA SURFACE TEMP.
6. ACCUMULATED SEASONAL ICE GROWTH IN INCHES AND TENTHS.
7. ICEBERG SIGHTINGS.
ICE FREE
ICE FREE
ICE FREE
ICE FREE
SEA SURFACE TEMPERATURE
FAST ICE
OPEN
80N
75N
70N
65N
60N
55N

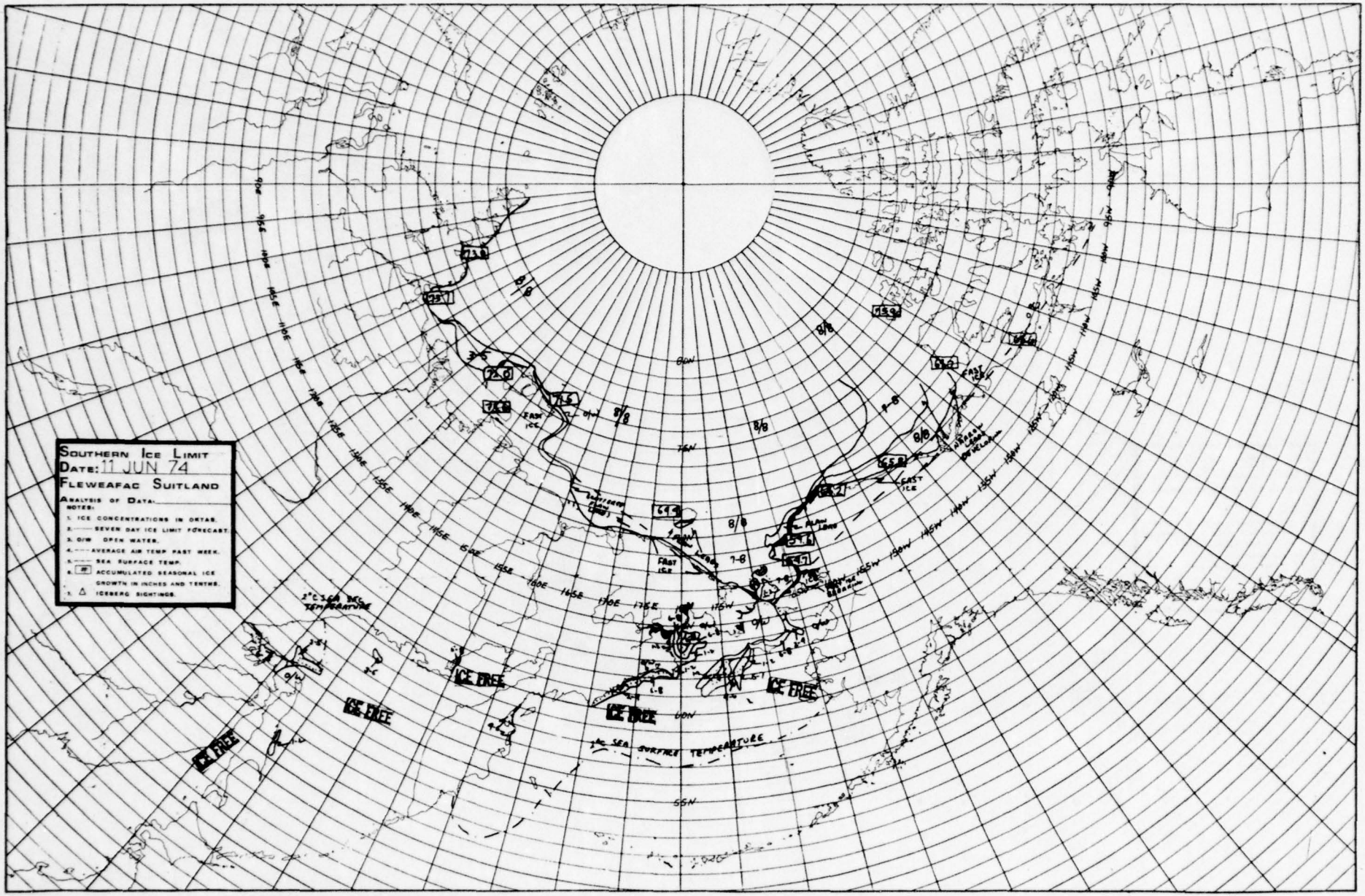
SOUTHERN ICE LIMIT
DATE: 11 JUN 74
FLEWEAFAC SUITLAND
ANALYSIS OF DATA:
NOTES:
1. ICE CONCENTRATIONS IN OKTAS.
2. ——— SEVEN DAY ICE LIMIT FORECAST.
3. O/W OPEN WATER.
4. ---- AVERAGE AIR TEMP PAST WEEK.
5. ——— SEA SURFACE TEMP.
6. (##) ACCUMULATED SEASONAL ICE GROWTH IN INCHES AND TENTHS.
7. △ ICEBERG SIGHTINGS.
ICE FREE
FAST ICE
8/8
7-8
O/W
80N
75N
70N
65N
55N
160E
165E
170E
175E
180E
175W
170W
165W
160W
155W
150W
145W
140W

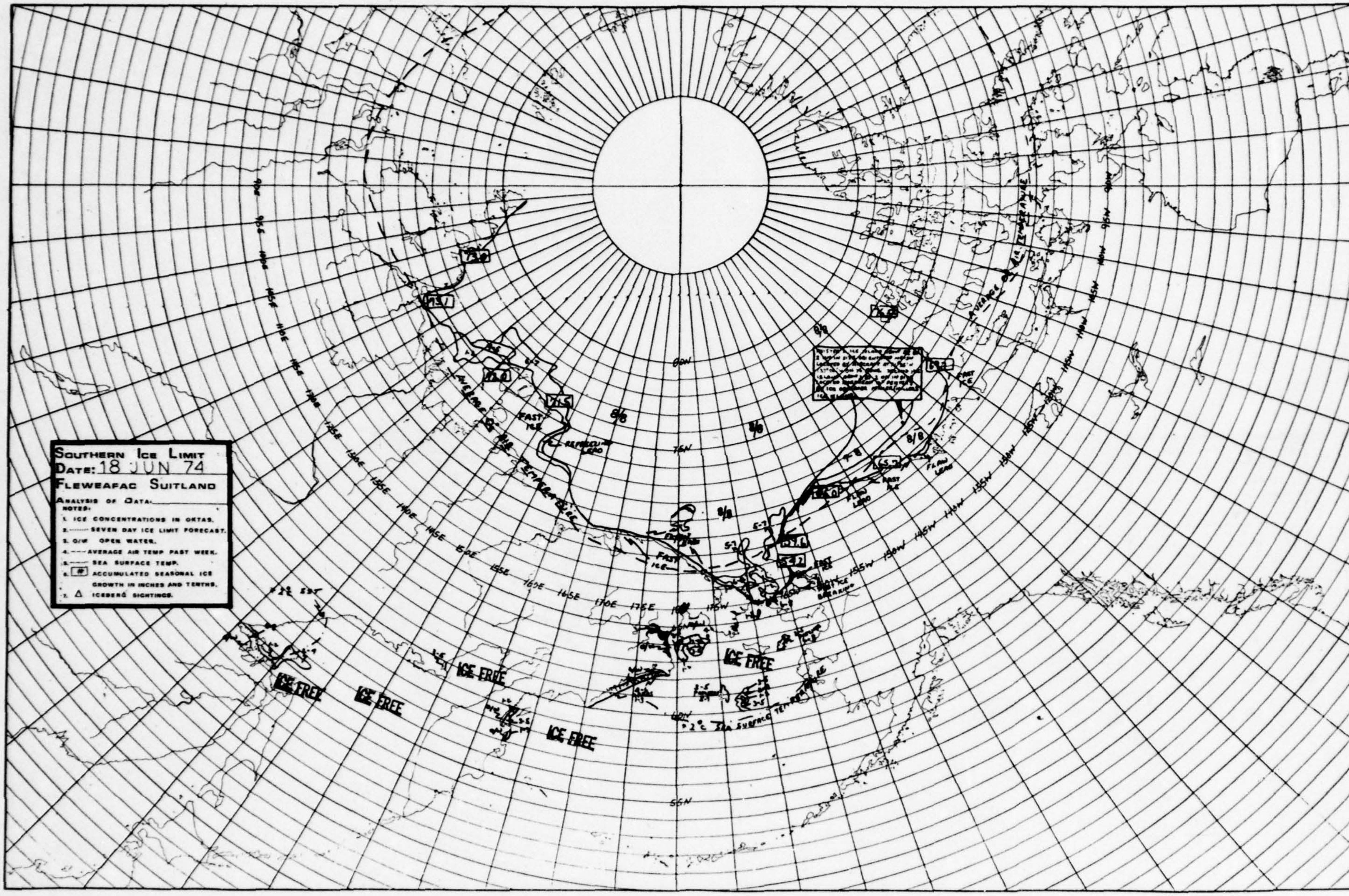
SOUTHERN ICE LIMIT
DATE: 18 JUN 74
FLEWEAFAC SUITLAND
ANALYSIS OF DATA
NOTES:
1. ICE CONCENTRATIONS IN OKTAS.
2. SEVEN DAY ICE LIMIT FORECAST.
3. O/W OPEN WATER.
4. AVERAGE AIR TEMP PAST WEEK.
5. SEA SURFACE TEMP.
6. ACCUMULATED SEASONAL ICE GROWTH IN INCHES AND TENTHS.
7. △ ICEBERG SIGHTINGS.
ICE FREE
ICE FREE
ICE FREE
ICE FREE
ICE FREE
FAST ICE
8/8
60N
75N
65N
55N

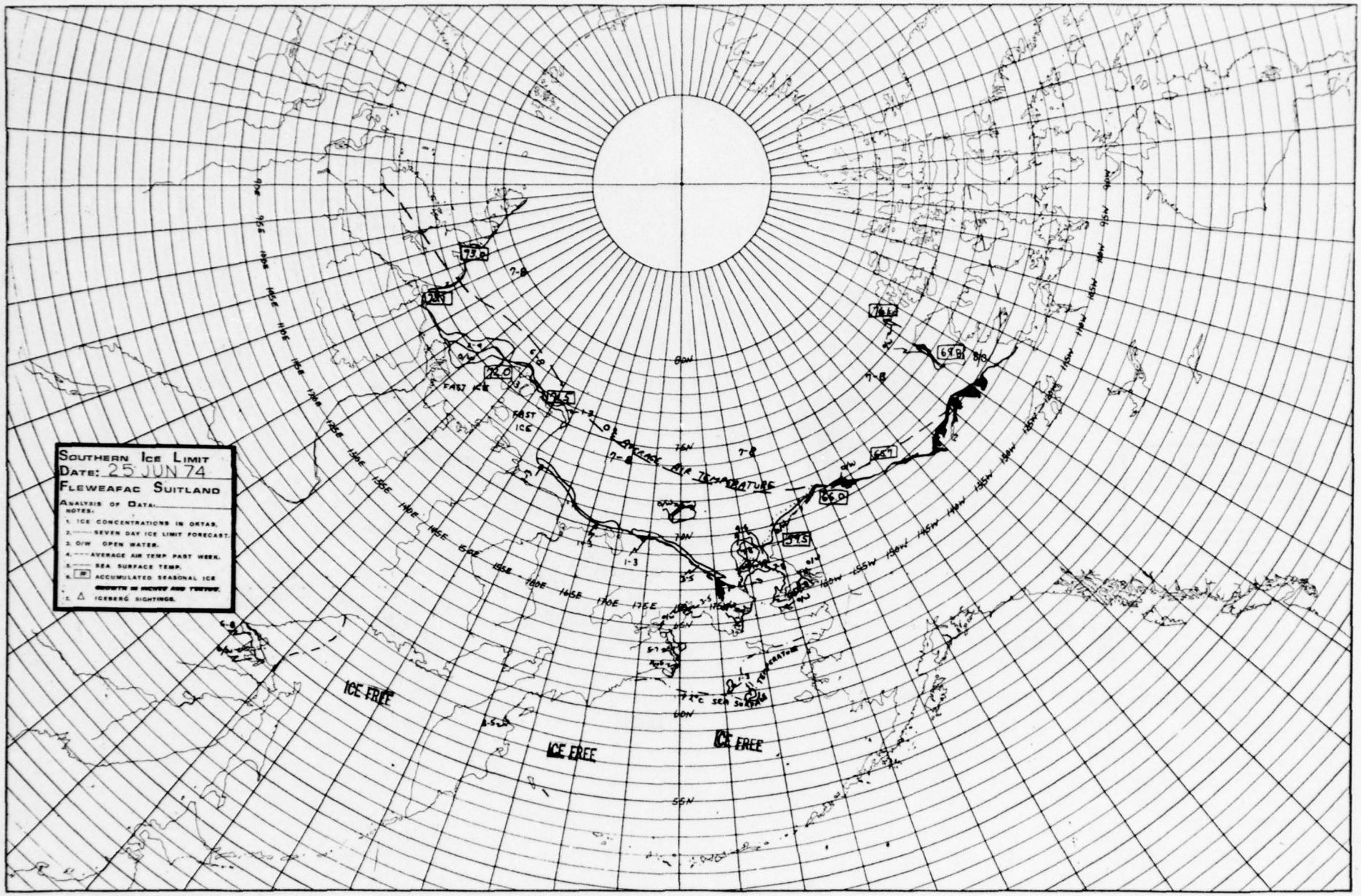
SOUTHERN ICE LIMIT
DATE: 25 JUN 74
FLEWEAFAC SUITLAND
ANALYSIS OF DATA:
NOTES:
1. ICE CONCENTRATIONS IN OKTAS.
2. SEVEN DAY ICE LIMIT FORECAST.
3. O/W OPEN WATER.
4. AVERAGE AIR TEMP PAST WEEK.
5. SEA SURFACE TEMP.
6. ACCUMULATED SEASONAL ICE GROWTH IN INCHES AND TENTHS.
7. ICEBERG SIGHTINGS.
ICE FREE
ICE FREE
ICE FREE
FAST ICE
FAST ICE
AVERAGE AIR TEMPERATURE
SEA SURFACE TEMPERATURE
80N
75N
70N
65N
60N
55N

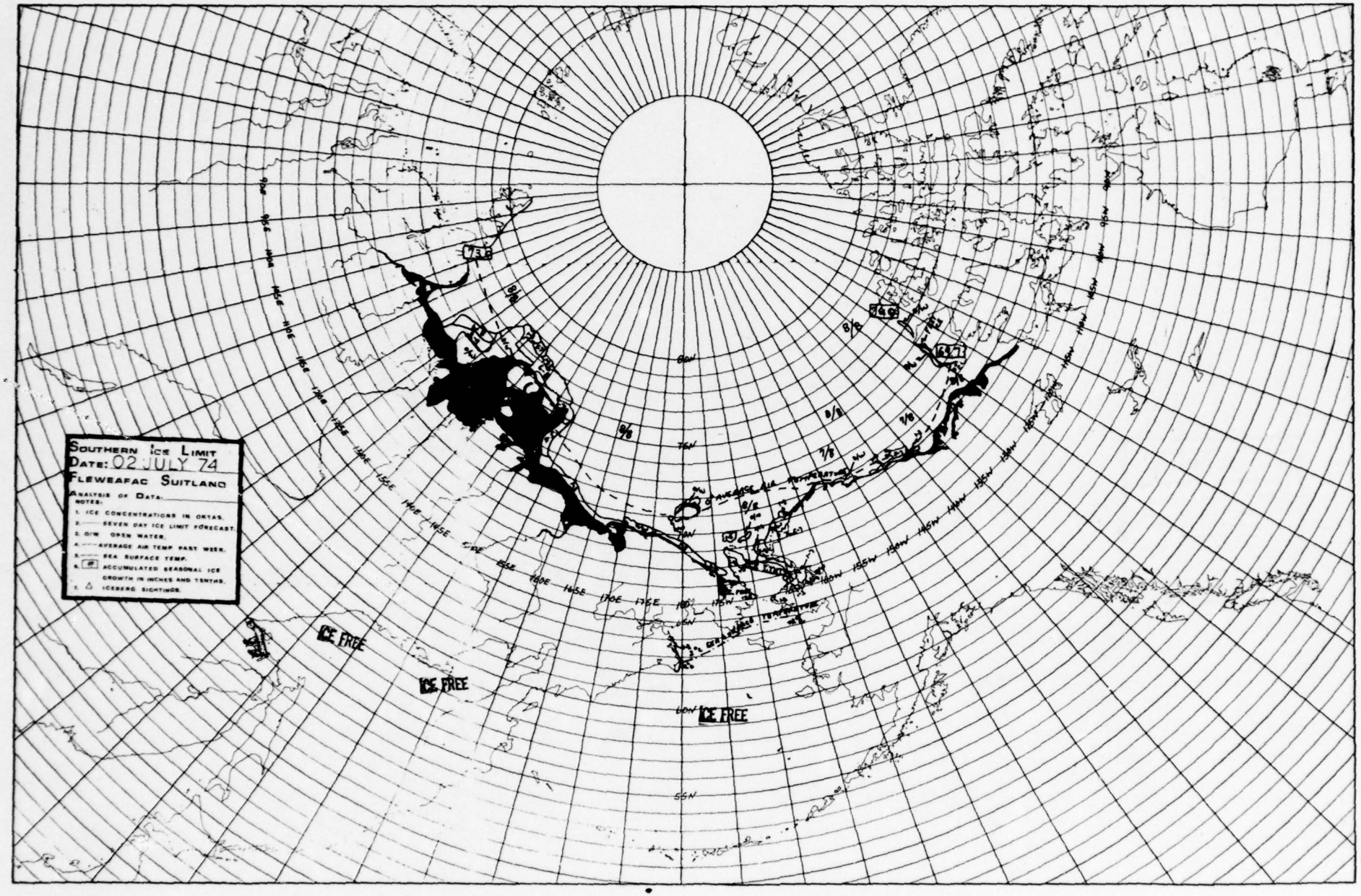
SOUTHERN ICE LIMIT
DATE: 02 JULY 74
FLEWEAFAC SUITLAND
ANALYSIS OF DATA.
NOTES:
1. ICE CONCENTRATIONS IN OKTAS.
2. —— SEVEN DAY ICE LIMIT FORECAST.
3. O/W OPEN WATER.
4. —— AVERAGE AIR TEMP PAST WEEK.
5. —— SEA SURFACE TEMP.
6. # ACCUMULATED SEASONAL ICE GROWTH IN INCHES AND TENTHS.
7. △ ICEBERG SIGHTINGS.
ICE FREE
ICE FREE
ICE FREE
80N
75N
70N
65N
60N
55N
8/8
7/8
AVERAGE AIR TEMPERATURE
SEA SURFACE TEMPERATURE

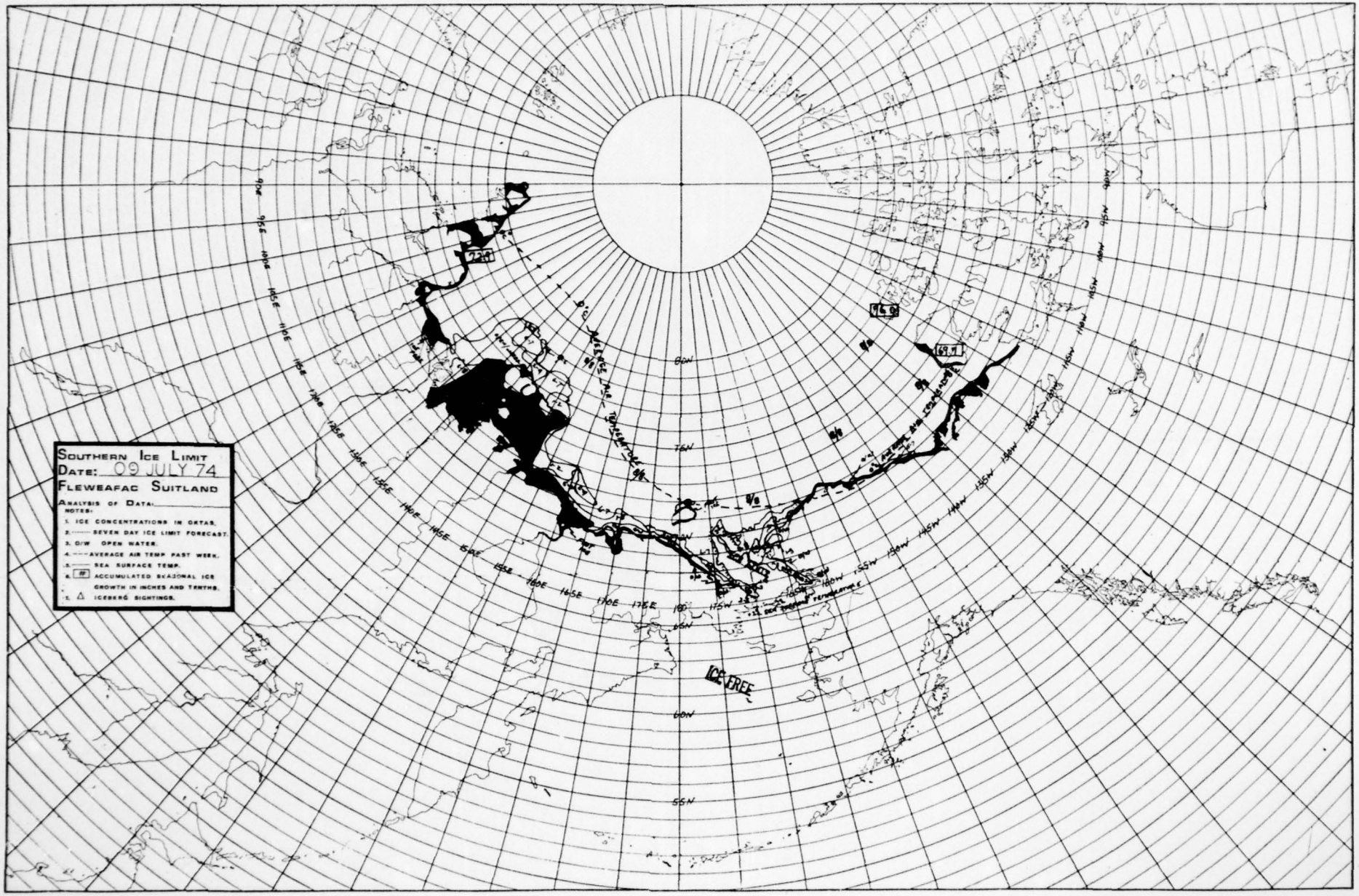
SOUTHERN ICE LIMIT
DATE: 09 JULY 74
FLEWEAFAC SUITLAND
ANALYSIS OF DATA:
NOTES:
1. ICE CONCENTRATIONS IN OKTAS.
2. SEVEN DAY ICE LIMIT FORECAST.
3. O/W OPEN WATER.
4. AVERAGE AIR TEMP PAST WEEK.
5. SEA SURFACE TEMP.
6. ACCUMULATED SEASONAL ICE GROWTH IN INCHES AND TENTHS.
7. ICEBERG SIGHTINGS.
ICE FREE
80N
75N
65N
60N
55N
90E 95E 100E 105E 110E 115E 120E 125E 130E 135E 140E 145E 150E 155E 160E 165E 170E 175E 180 175W 170W 165W 160W 155W 150W 145W 140W 135W 130W 125W 120W 115W 110W 105W 100W 95W 90W

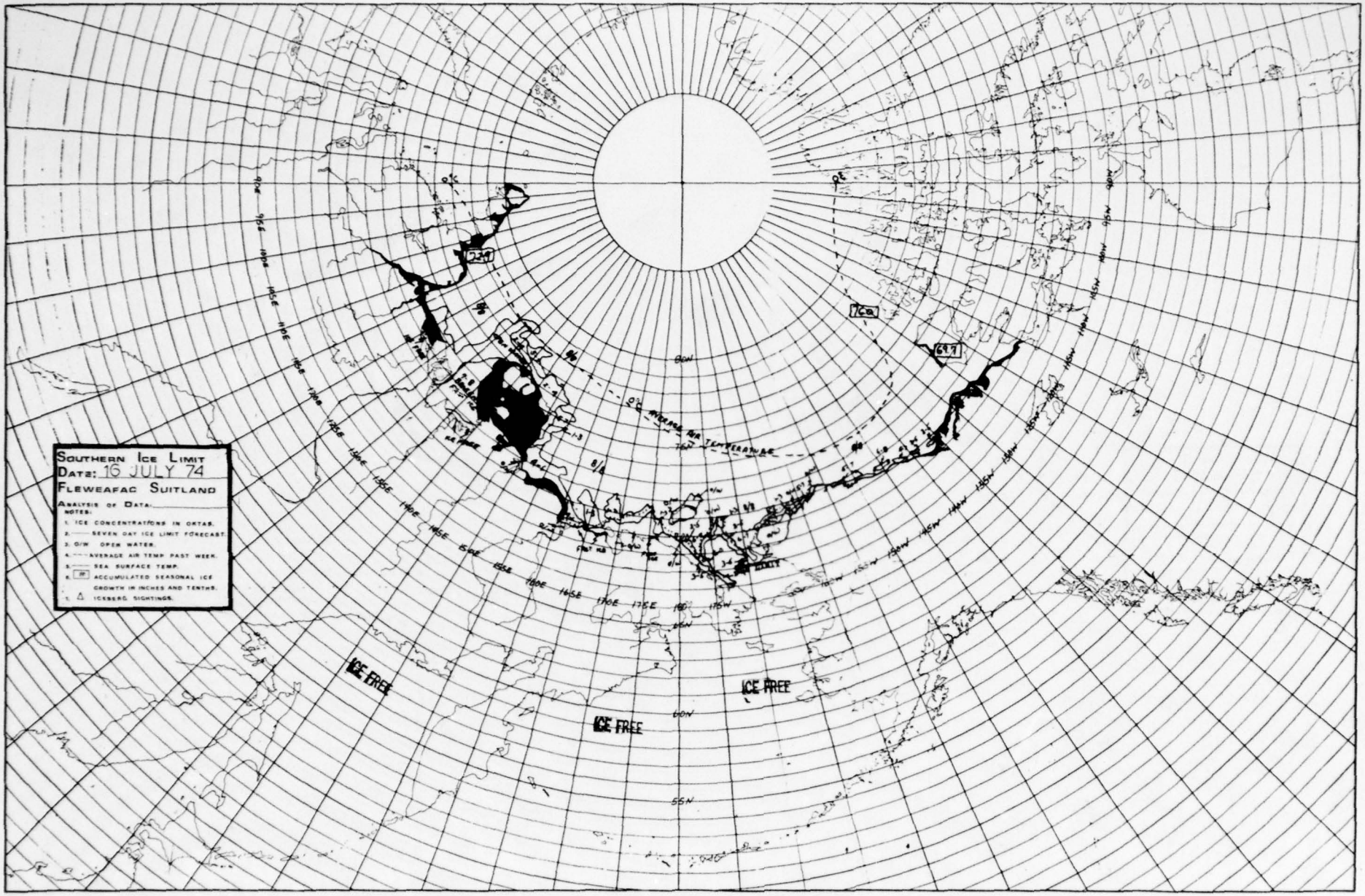
SOUTHERN ICE LIMIT
DATE: 16 JULY 74
FLEWEAFAC SUITLAND
ANALYSIS OF DATA:
NOTES:
1. ICE CONCENTRATIONS IN OKTAS.
2. ——— SEVEN DAY ICE LIMIT FORECAST.
3. O/W OPEN WATER.
4. ---- AVERAGE AIR TEMP. PAST WEEK.
5. ——— SEA SURFACE TEMP.
6. [#] ACCUMULATED SEASONAL ICE GROWTH IN INCHES AND TENTHS.
7. △ ICEBERG SIGHTINGS.
229
76
69.7
ICE FREE
ICE FREE
ICE FREE
60N
55N
180
175W

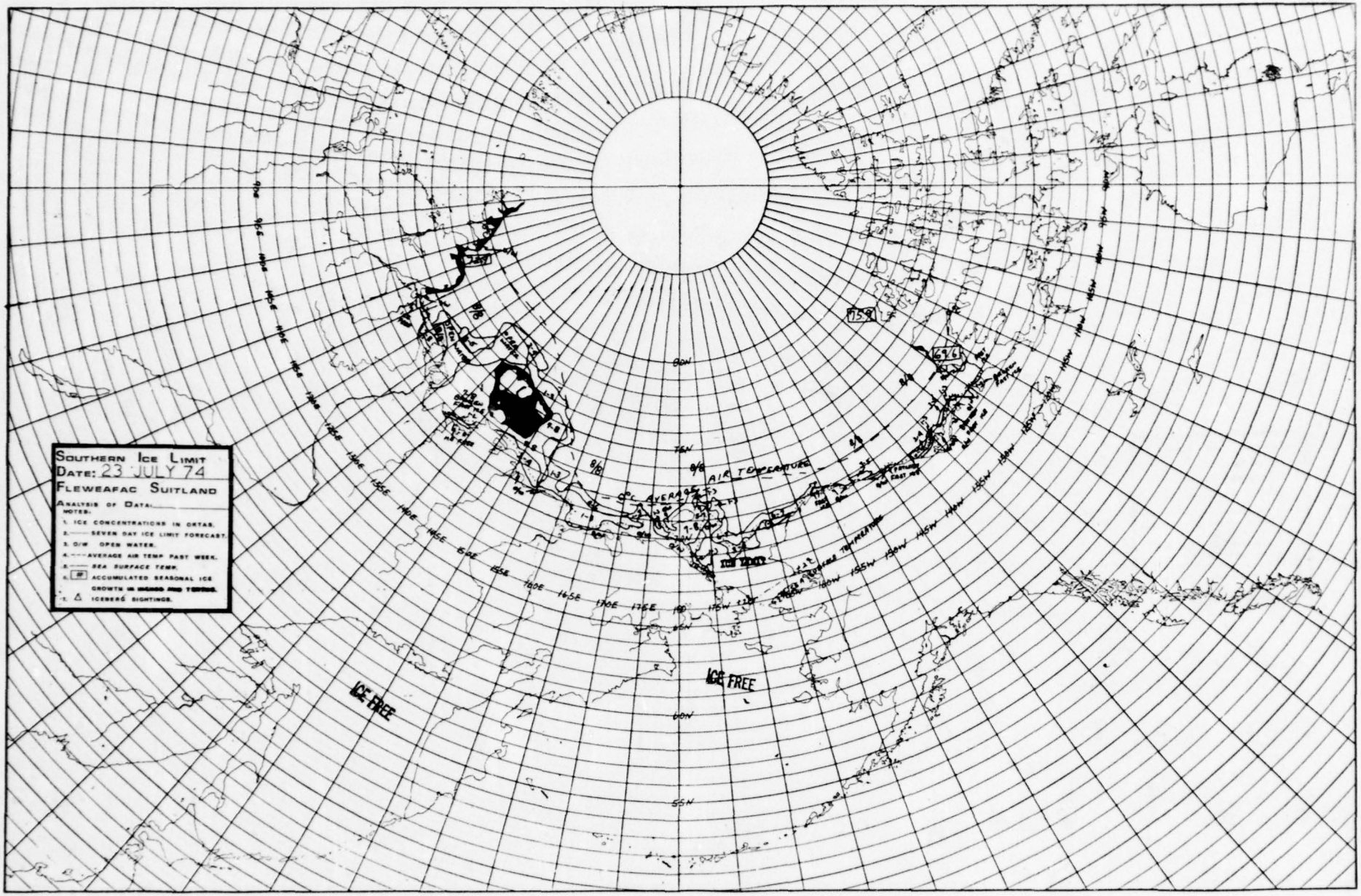
SOUTHERN ICE LIMIT
DATE: 23 JULY 74
FLEWEAFAC SUITLAND
ANALYSIS OF DATA
NOTES:
1. ICE CONCENTRATIONS IN OKTAS.
2. —— SEVEN DAY ICE LIMIT FORECAST.
3. O/W OPEN WATER.
4. ----AVERAGE AIR TEMP PAST WEEK.
5. SEA SURFACE TEMP.
6. ACCUMULATED SEASONAL ICE GROWTH IN INCHES AND TENTHS.
7. △ ICEBERG SIGHTINGS.
AIR TEMPERATURE
0°C AVERAGE
ICE FREE
ICE FREE
80N
70N
60N
55N
10E
20E
30E
40E
50E
60E
70E
80E
90E
100E
110E
120E
130E
140E
150E
160E
170E
180
170W
160W
150W
140W
130W
120W
110W
100W
90W
80W
70W
60W
50W
40W
30W
20W
10W

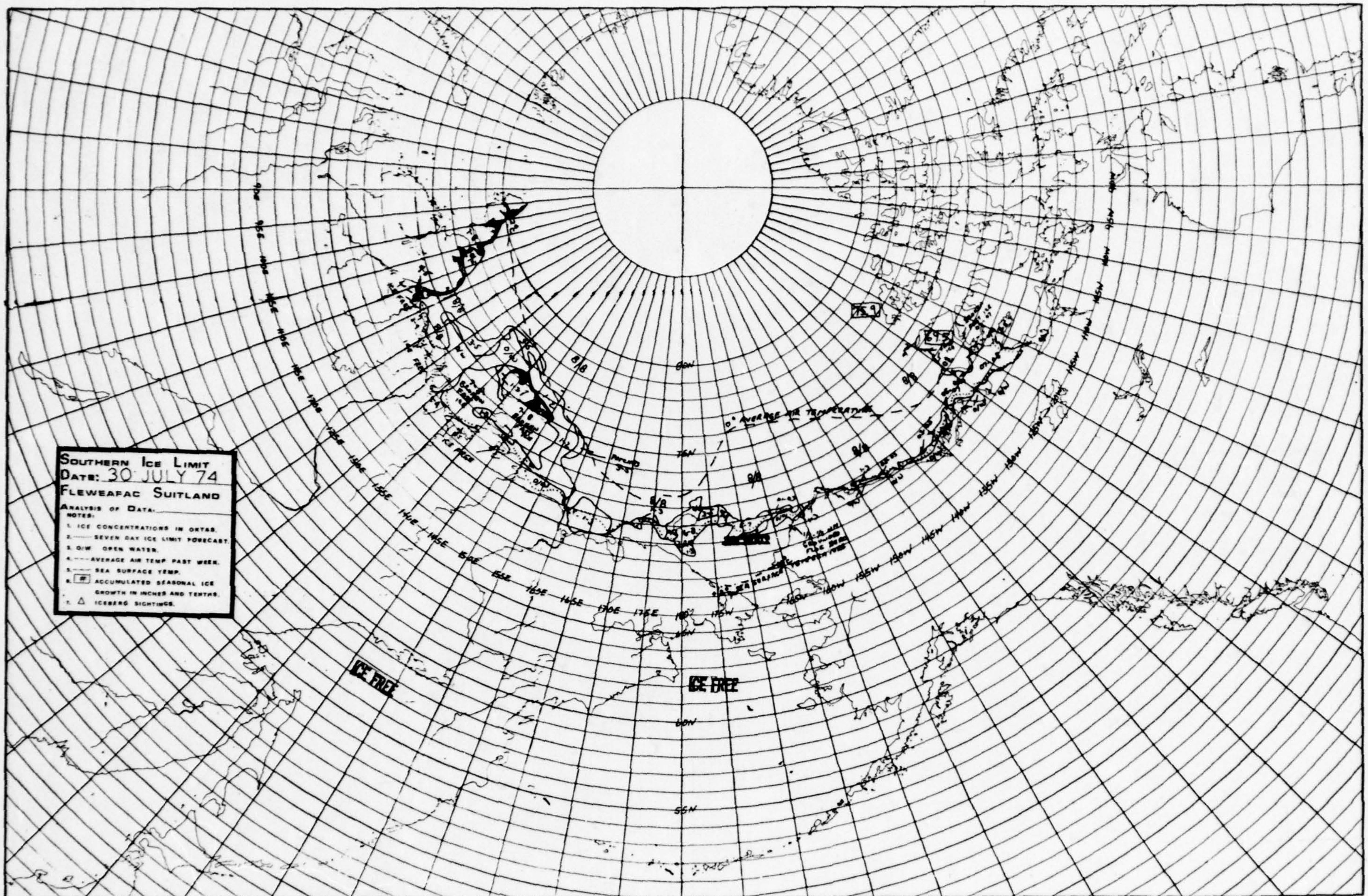

Southern Ice Limit
Date: 30 JULY 74
Fleweafac Suitland
Analysis of Data:
Notes:
1. Ice concentrations in oktas.
2. .... Seven day ice limit forecast.
3. O/W Open water.
4. ---- Average air temp past week.
5. ---- Sea surface temp.
6. # Accumulated seasonal ice growth in inches and tenths.
7. △ Iceberg sightings.
ICE FREE
ICE FREE
0° AVERAGE AIR TEMPERATURE
65N
70N
75N
60N
55N
ICE FREE

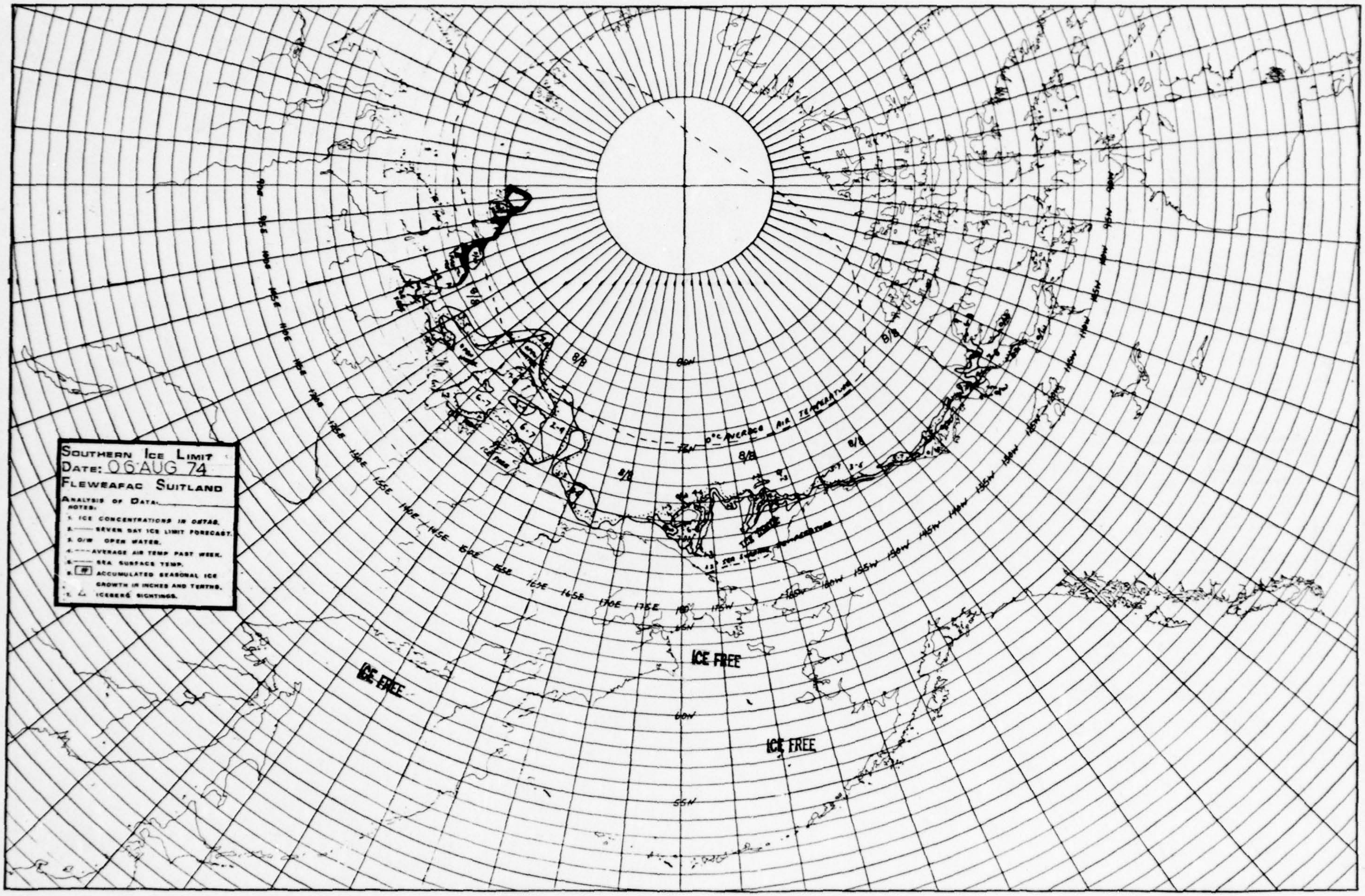

Southern Ice Limit
Date: 06 AUG 74
Fleweafac Suitland
Analysis of Data:
Notes:
1. Ice concentrations in oktas.
2. Seven day ice limit forecast.
3. O/W open water.
4. Average air temp past week.
5. Sea surface temp.
6. Accumulated seasonal ice growth in inches and tenths.
7. Iceberg sightings.
0°C average air temperature
8/8
ICE FREE
ICE FREE
ICE FREE
80N
75N
65N
60N
55N

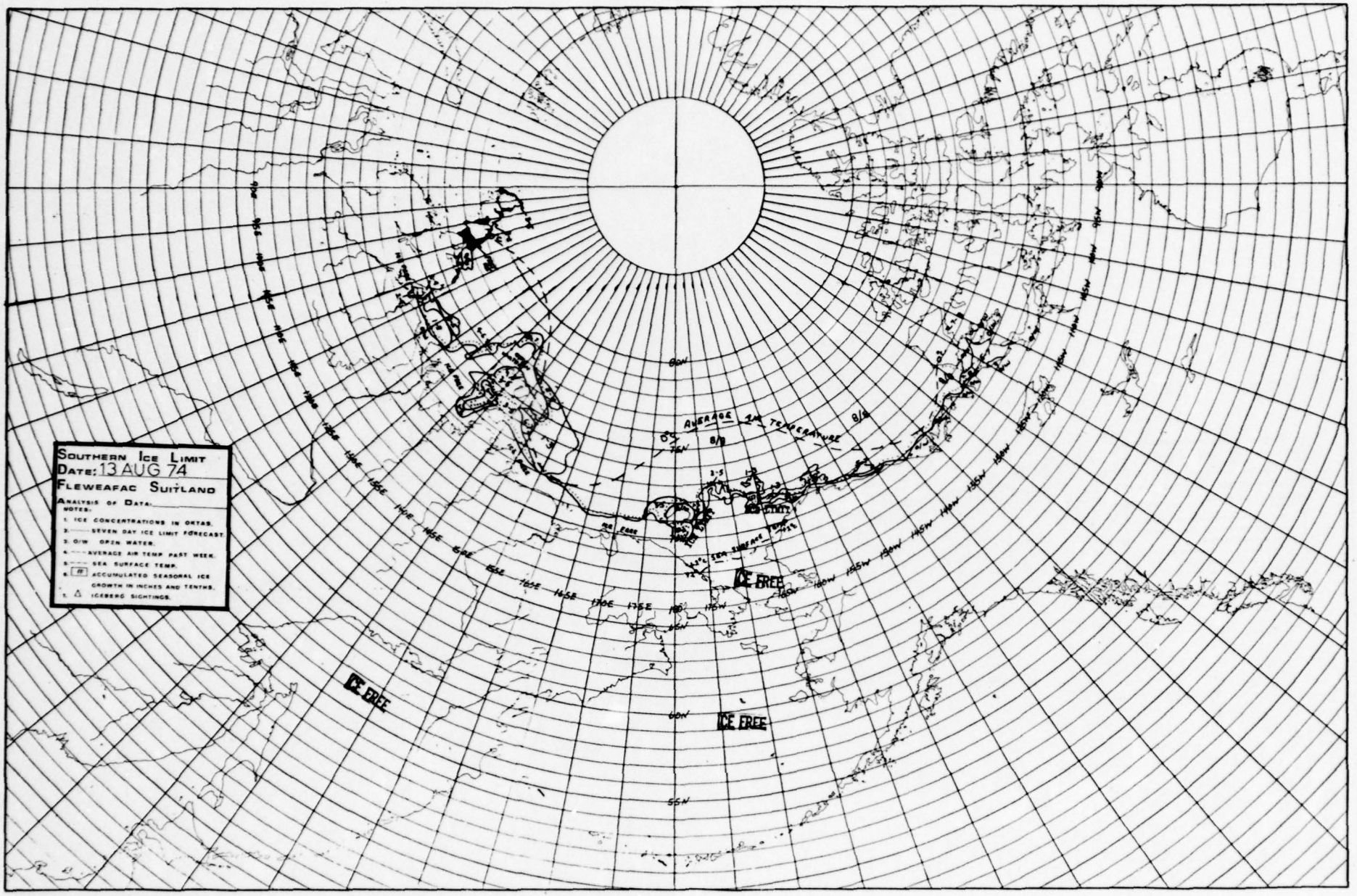
SOUTHERN ICE LIMIT
DATE: 13 AUG 74
FLEWEAFAC SUITLAND
ANALYSIS OF DATA:
NOTES:
1. ICE CONCENTRATIONS IN OKTAS.
2. SEVEN DAY ICE LIMIT FORECAST.
3. O/W OPEN WATER.
4. AVERAGE AIR TEMP PAST WEEK.
5. SEA SURFACE TEMP.
6. ACCUMULATED SEASONAL ICE GROWTH IN INCHES AND TENTHS.
7. ICEBERG SIGHTINGS.
AVERAGE AIR TEMPERATURE
ICE FREE
ICE FREE
ICE FREE
80N
75N
65N
60N
55N

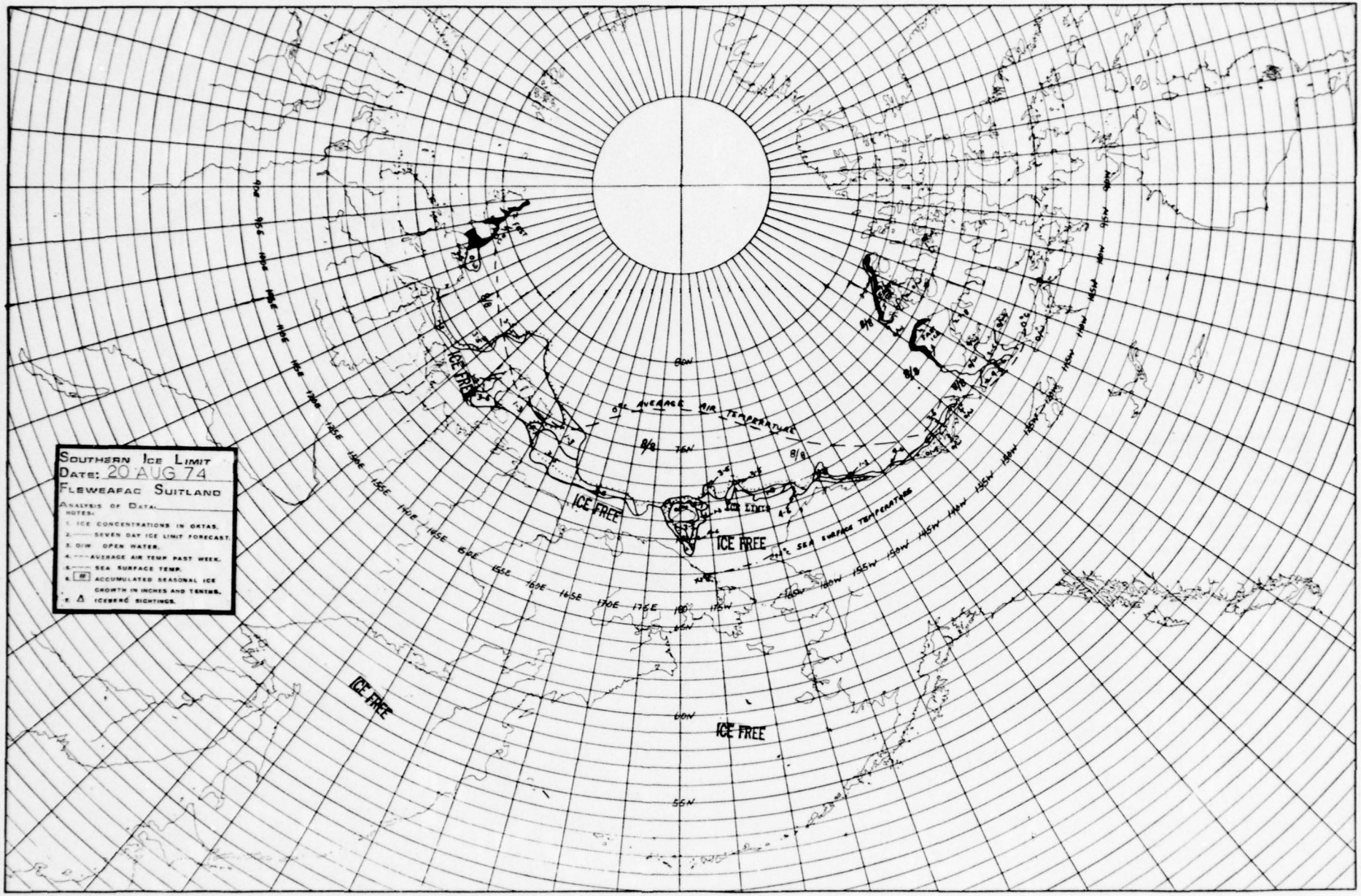
SOUTHERN ICE LIMIT
DATE: 20 AUG 74
FLEWEAFAC SUITLAND
ANALYSIS OF DATA:
NOTES:
1. ICE CONCENTRATIONS IN OKTAS.
2. SEVEN DAY ICE LIMIT FORECAST.
3. O/W OPEN WATER.
4. AVERAGE AIR TEMP PAST WEEK.
5. SEA SURFACE TEMP.
6. ACCUMULATED SEASONAL ICE GROWTH IN INCHES AND TENTHS.
7. ICEBERG SIGHTINGS.
ICE FREE
ICE FREE
ICE FREE
ICE FREE
ICE FREE
ICE LIMIT
AVERAGE AIR TEMPERATURE
SEA SURFACE TEMPERATURE
80N
75N
65N
60N
55N

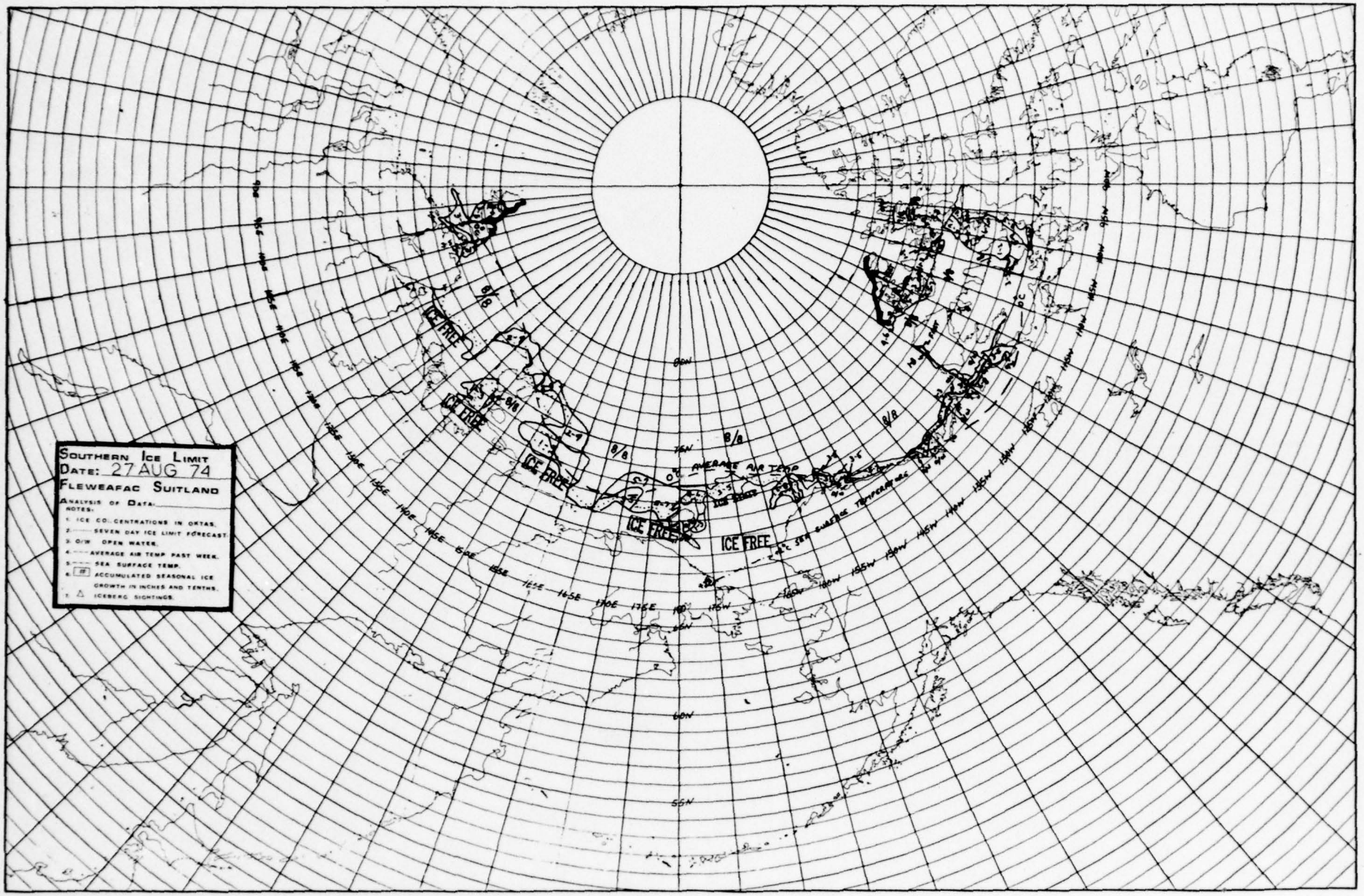
SOUTHERN ICE LIMIT
DATE: 27 AUG 74
FLEWEAFAC SUITLAND
ANALYSIS OF DATA:
NOTES:
1. ICE CONCENTRATIONS IN OKTAS.
2. SEVEN DAY ICE LIMIT FORECAST.
3. O/W OPEN WATER.
4. AVERAGE AIR TEMP PAST WEEK.
5. SEA SURFACE TEMP.
6. ACCUMULATED SEASONAL ICE GROWTH IN INCHES AND TENTHS.
7. ICEBERG SIGHTINGS.
ICE FREE
8/8
AVERAGE AIR TEMP
SEA SURFACE TEMPERATURE
80N
75N
60N
55N

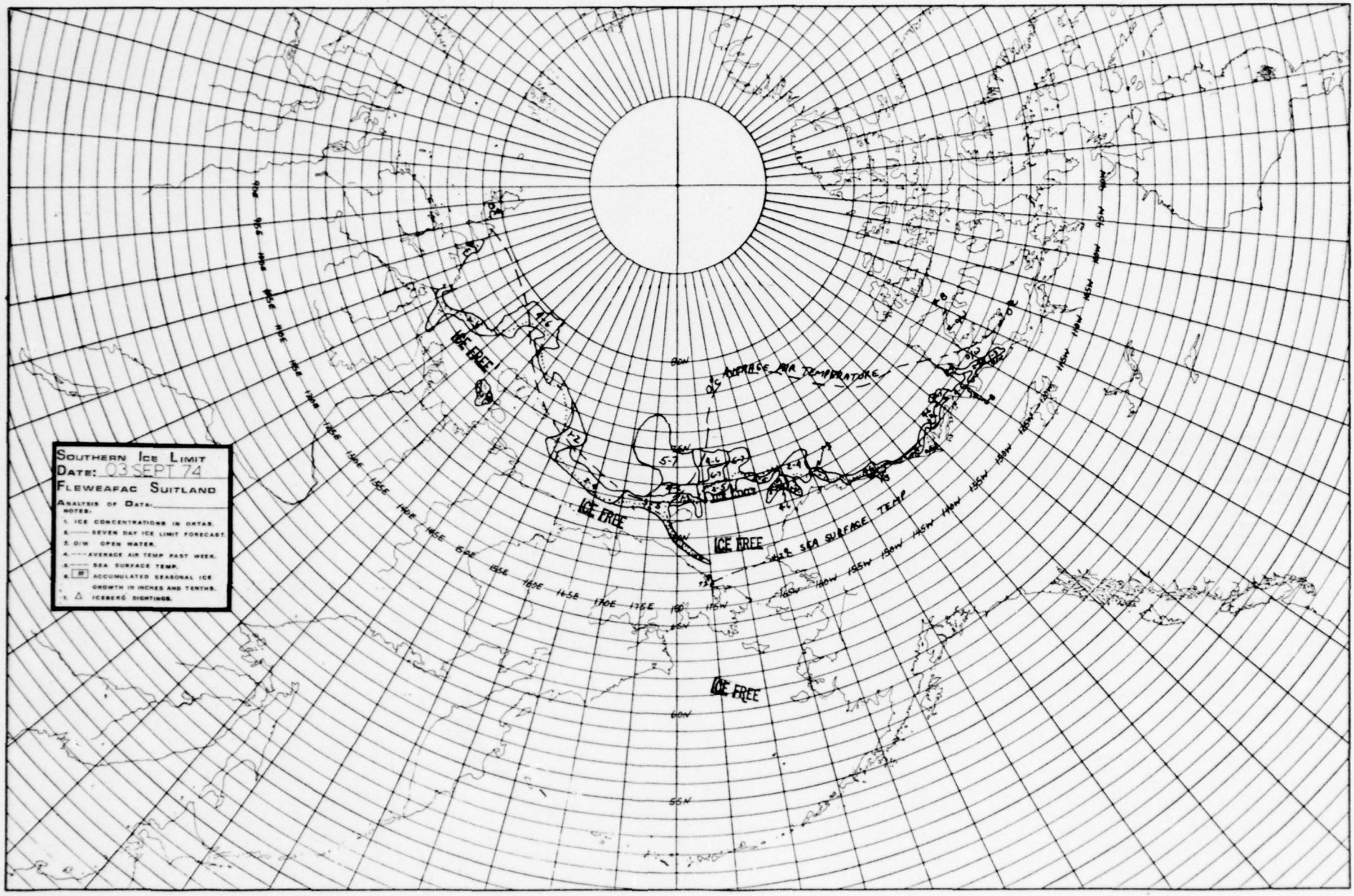
SOUTHERN ICE LIMIT
DATE: 03 SEPT 74
FLEWEAFAC SUITLAND
ANALYSIS OF DATA:
NOTES:
1. ICE CONCENTRATIONS IN OKTAS.
2. —— SEVEN DAY ICE LIMIT FORECAST.
3. O/W OPEN WATER.
4. ---- AVERAGE AIR TEMP PAST WEEK.
5. —— SEA SURFACE TEMP.
6. # ACCUMULATED SEASONAL ICE GROWTH IN INCHES AND TENTHS.
7. △ ICEBERG SIGHTINGS.
ICE FREE
ICE FREE
ICE FREE
ICE FREE
AVERAGE AIR TEMPERATURE
SEA SURFACE TEMP
80N
75N
65N
60N
55N

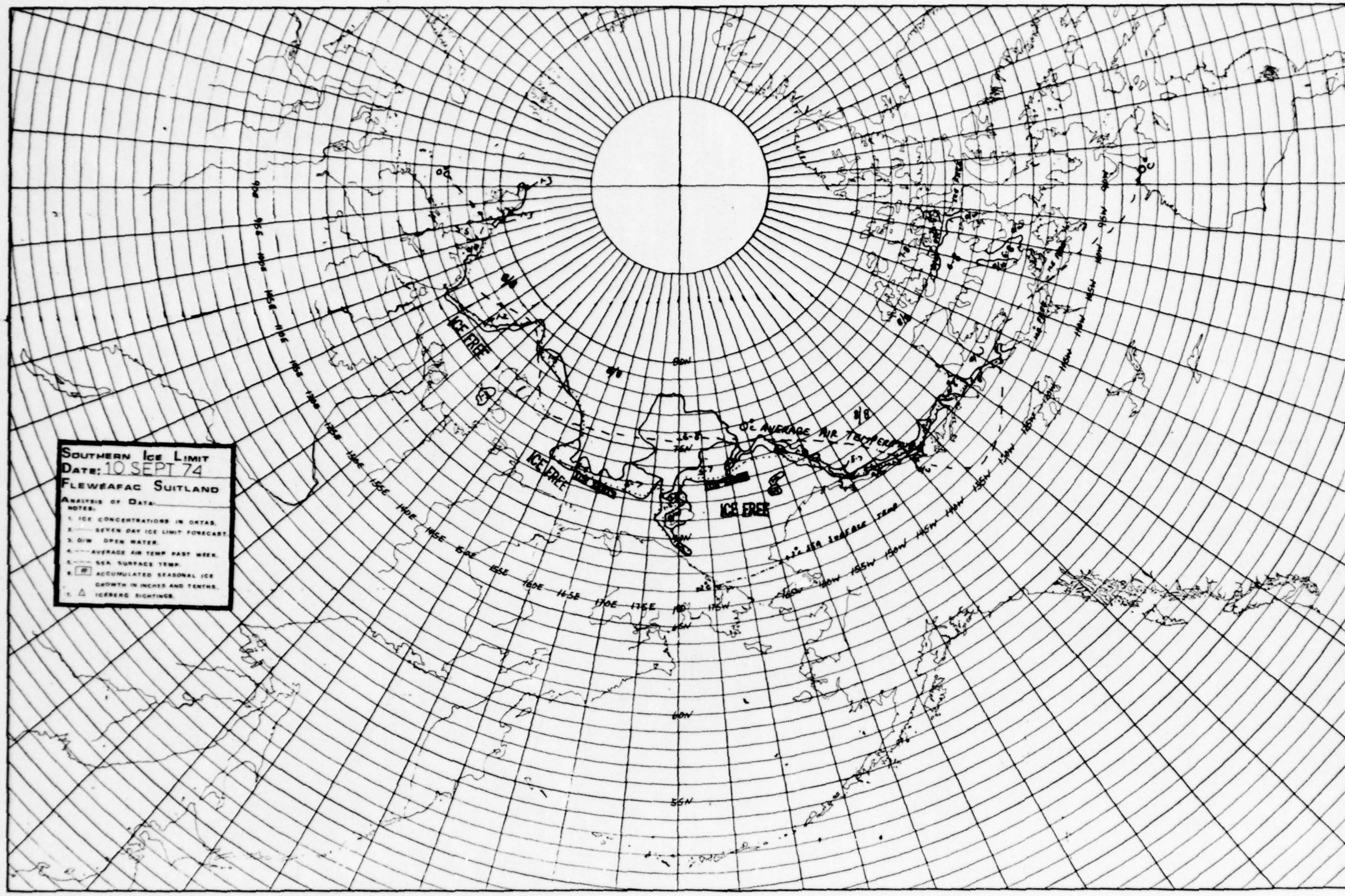

SOUTHERN ICE LIMIT
DATE: 10 SEPT 74
FLEWEAFAC SUITLAND
ANALYSIS OF DATA
NOTES.
1. ICE CONCENTRATIONS IN OKTAS.
2. SEVEN DAY ICE LIMIT FORECAST.
3. O/W OPEN WATER.
4. AVERAGE AIR TEMP PAST WEEK.
5. SEA SURFACE TEMP.
6. # ACCUMULATED SEASONAL ICE GROWTH IN INCHES AND TENTHS.
7. △ ICEBERG SIGHTINGS.
ICE FREE
ICE FREE
ICE FREE
0°C
80N
60N
55N

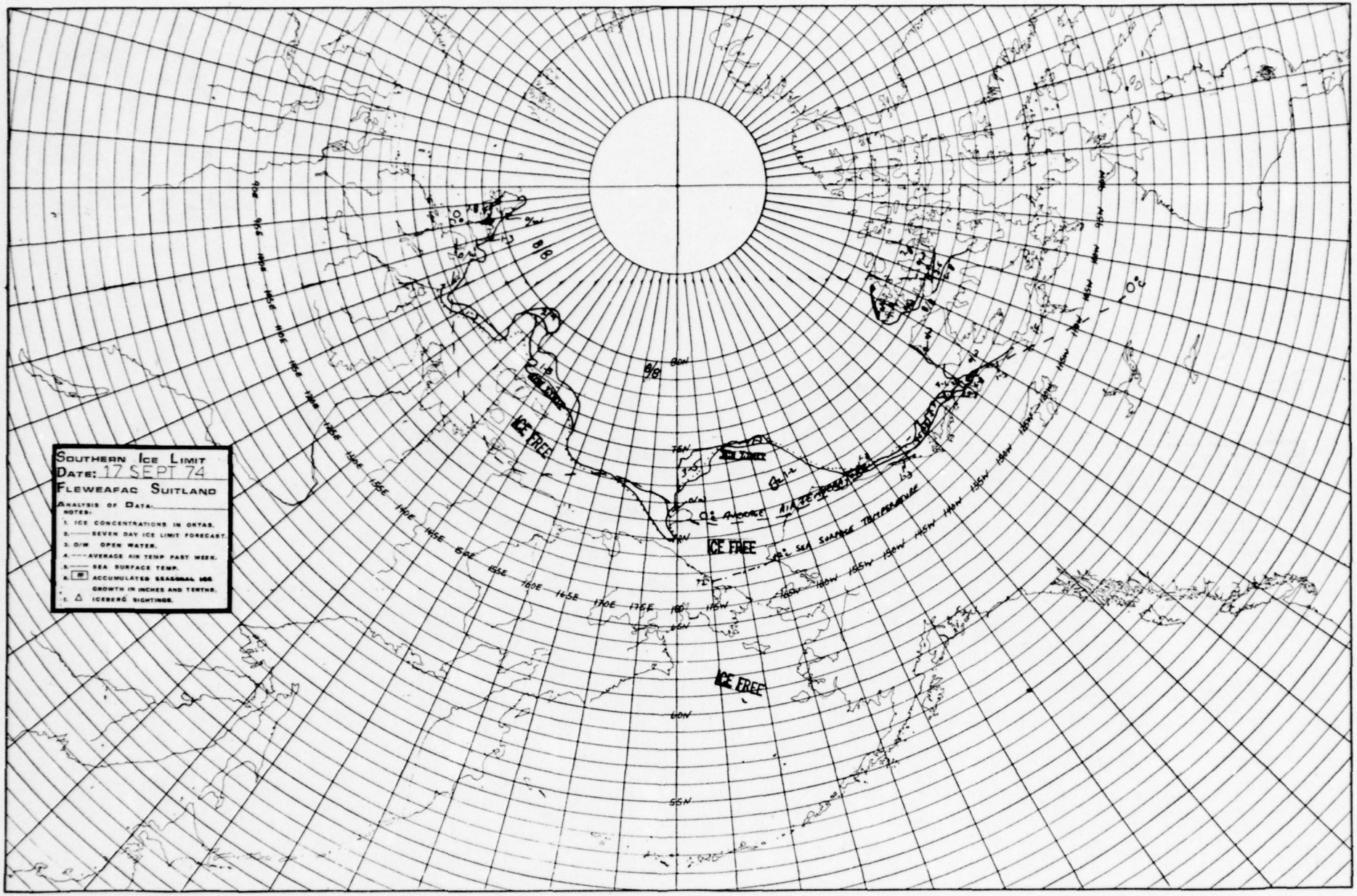
SOUTHERN ICE LIMIT
DATE: 17 SEPT 74
FLEWEAFAC SUITLAND
ANALYSIS OF DATA:
NOTES:
1. ICE CONCENTRATIONS IN OKTAS.
2. SEVEN DAY ICE LIMIT FORECAST.
3. O/W OPEN WATER.
4. AVERAGE AIR TEMP PAST WEEK.
5. SEA SURFACE TEMP.
6. ACCUMULATED SEASONAL ICE GROWTH IN INCHES AND TENTHS.
7. △ ICEBERG SIGHTINGS.
ICE FREE
ICE FREE
ICE FREE
AVERAGE AIR TEMPERATURE
SEA SURFACE TEMPERATURE
8/8
8/8
80N
75N
65N
60N
55N
90E
95E
100E
105E
110E
115E
120E
125E
130E
135E
140E
145E
150E
155E
160E
165E
170E
175E
180
175W
165W
160W
155W
150W
145W
140W
135W
130W
125W
120W
115W
110W
105W
100W
95W
90W

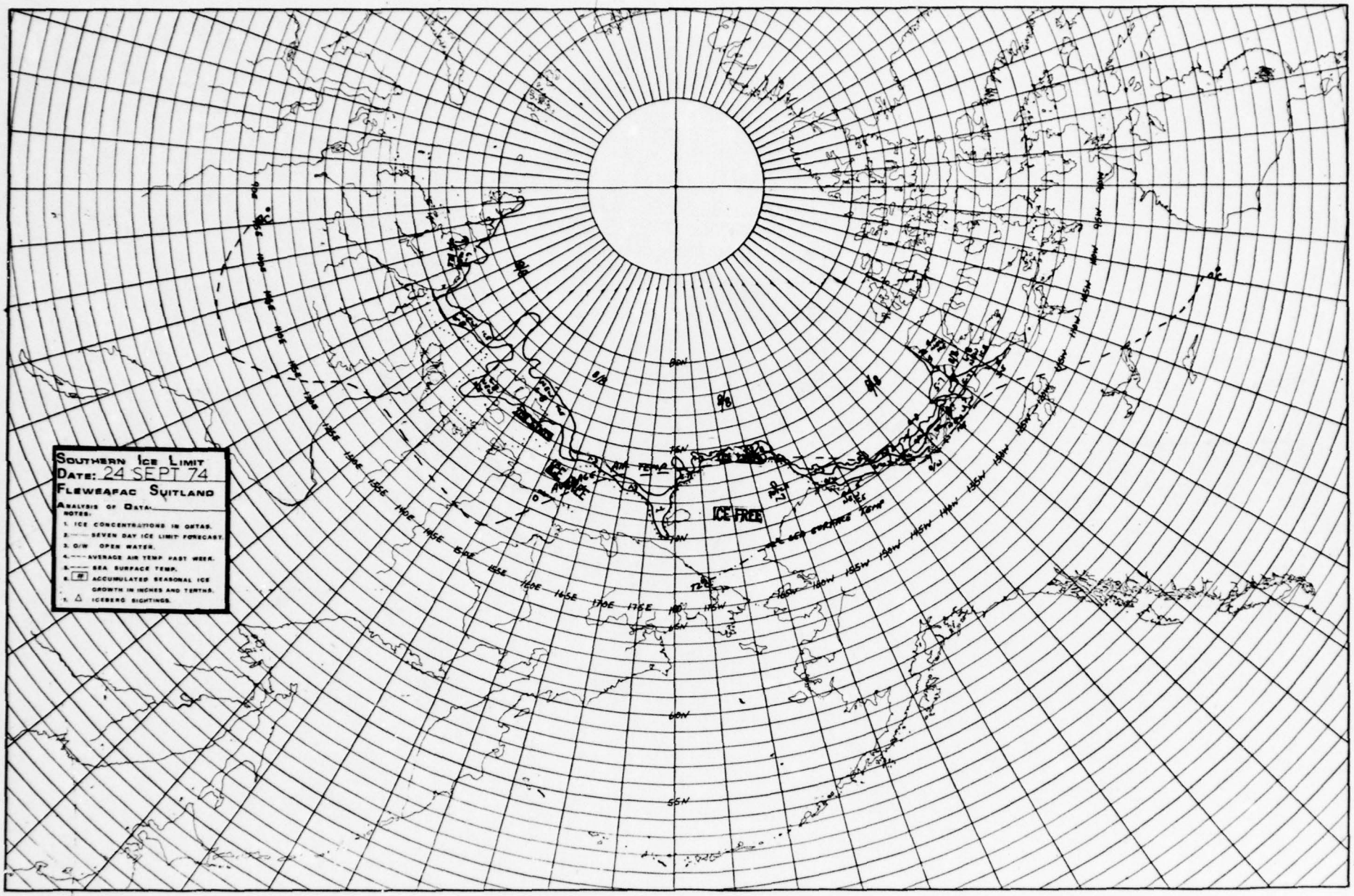
SOUTHERN ICE LIMIT
DATE: 24 SEPT 74
FLEWEAFAC SUITLAND
ANALYSIS OF DATA:
NOTES:
1. ICE CONCENTRATIONS IN OKTAS.
2. SEVEN DAY ICE LIMIT FORECAST.
3. O/W OPEN WATER.
4. AVERAGE AIR TEMP PAST WEEK.
5. SEA SURFACE TEMP.
6. # ACCUMULATED SEASONAL ICE GROWTH IN INCHES AND TENTHS.
7. △ ICEBERG SIGHTINGS.
ICE FREE
AIR TEMP
SEA SURFACE TEMP
80N
75N
70N
65N
60N
55N
90E
95E
100E
105E
110E
115E
120E
125E
130E
135E
140E
145E
150E
155E
160E
165E
170E
175E
180
175W
170W
165W
160W
155W
150W
145W
140W
135W
130W
125W
120W
115W
110W
105W
100W
95W
90W

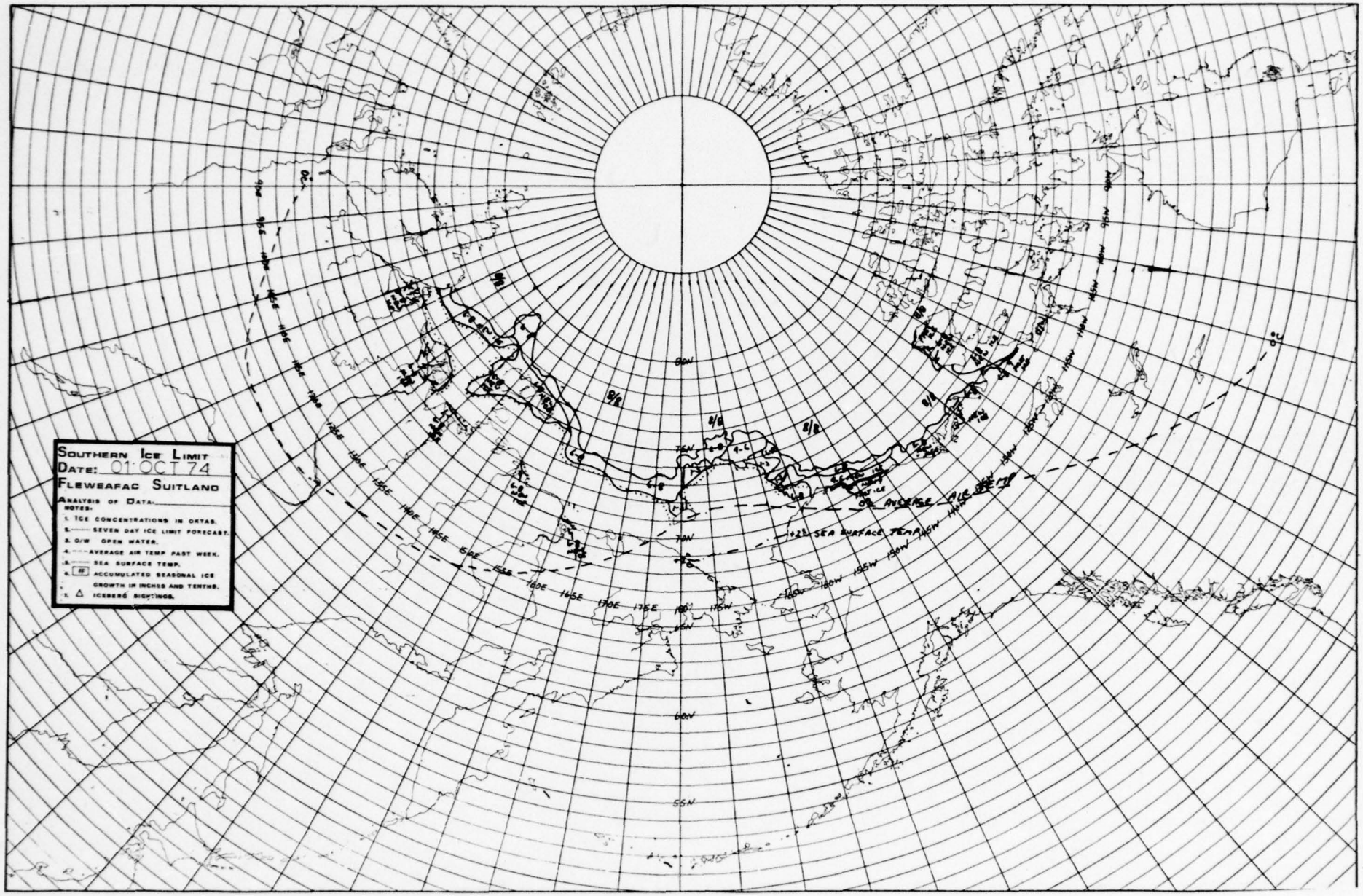
SOUTHERN ICE LIMIT
DATE: 01 OCT 74
FLEWEAFAC SUITLAND
ANALYSIS OF DATA:
NOTES:
1. ICE CONCENTRATIONS IN OKTAS.
2. SEVEN DAY ICE LIMIT FORECAST.
3. O/W OPEN WATER.
4. AVERAGE AIR TEMP PAST WEEK.
5. SEA SURFACE TEMP.
6. # ACCUMULATED SEASONAL ICE GROWTH IN INCHES AND TENTHS.
7. △ ICEBERG SIGHTINGS.
AVERAGE AIR TEMP
SEA SURFACE TEMP
80N
75N
70N
65N
60N
55N

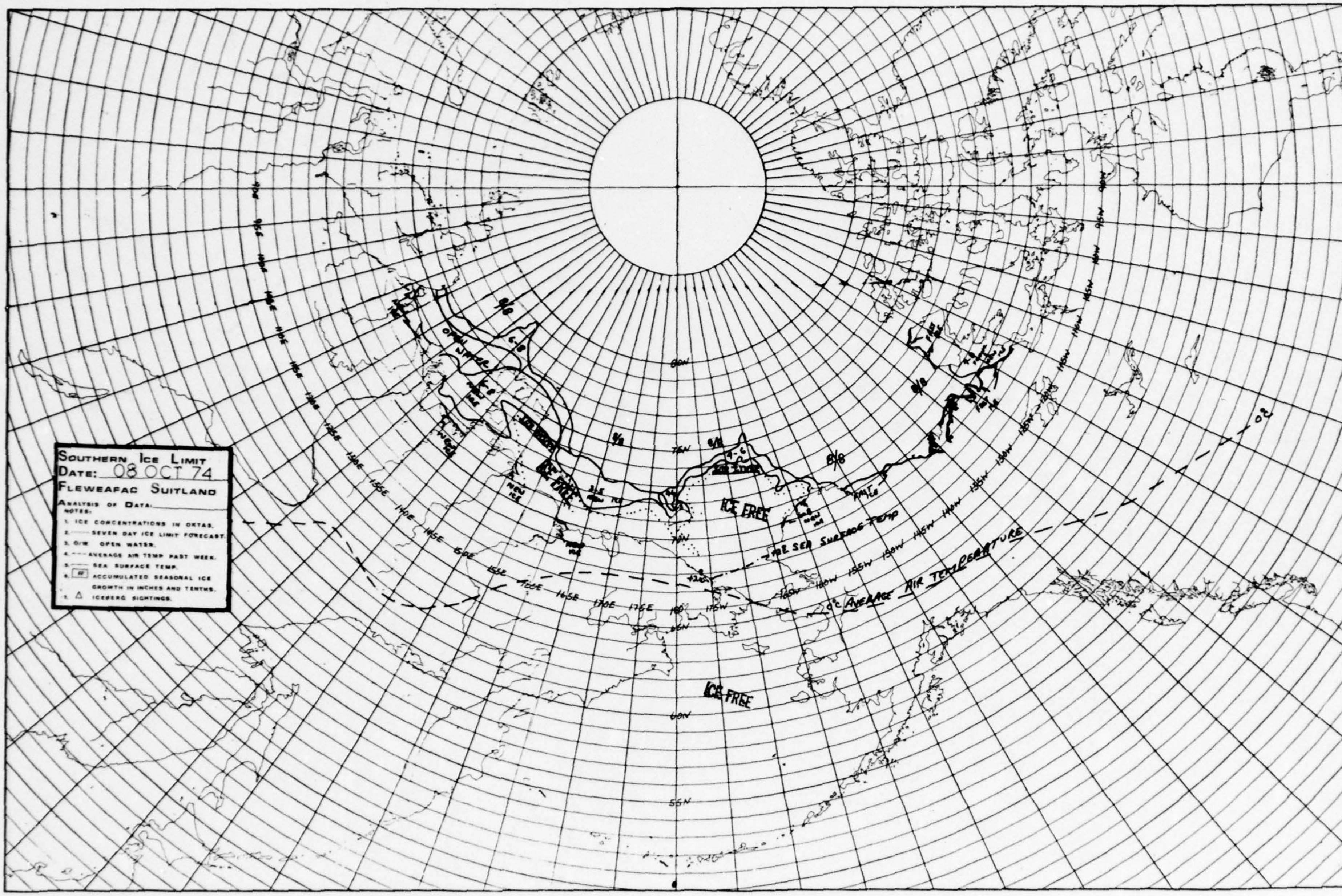
SOUTHERN ICE LIMIT
DATE: 08 OCT 74
FLEWEAFAC SUITLAND
ANALYSIS OF DATA:
NOTES:
1. ICE CONCENTRATIONS IN OKTAS.
2. SEVEN DAY ICE LIMIT FORECAST.
3. O/W OPEN WATER.
4. AVERAGE AIR TEMP PAST WEEK.
5. SEA SURFACE TEMP.
6. ACCUMULATED SEASONAL ICE GROWTH IN INCHES AND TENTHS.
7. △ ICEBERG SIGHTINGS.
OPEN WATER
ICE FREE
ICE FREE
ICE-FREE
+2°C SEA SURFACE TEMP
0°C AVERAGE AIR TEMPERATURE

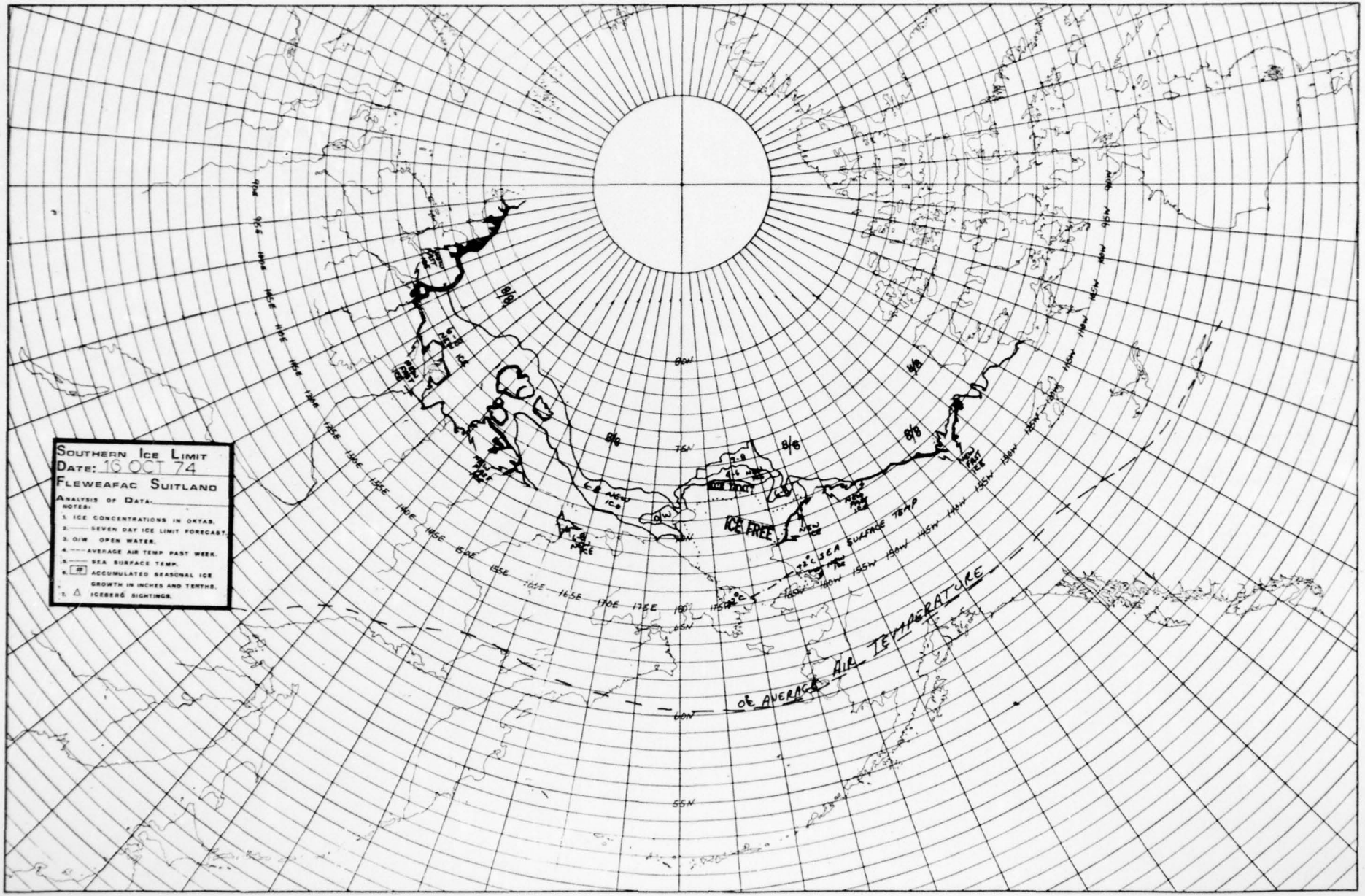
SOUTHERN ICE LIMIT
DATE: 16 OCT 74
FLEWEAFAC SUITLAND
ANALYSIS OF DATA:
NOTES:
1. ICE CONCENTRATIONS IN OKTAS.
2. —— SEVEN DAY ICE LIMIT FORECAST.
3. O/W OPEN WATER.
4. ---- AVERAGE AIR TEMP PAST WEEK.
5. —— SEA SURFACE TEMP.
6. ACCUMULATED SEASONAL ICE GROWTH IN INCHES AND TENTHS.
7. △ ICEBERG SIGHTINGS.
ICE FREE
SEA SURFACE TEMP
AVERAGE AIR TEMPERATURE
80N
75N
65N
60N
55N

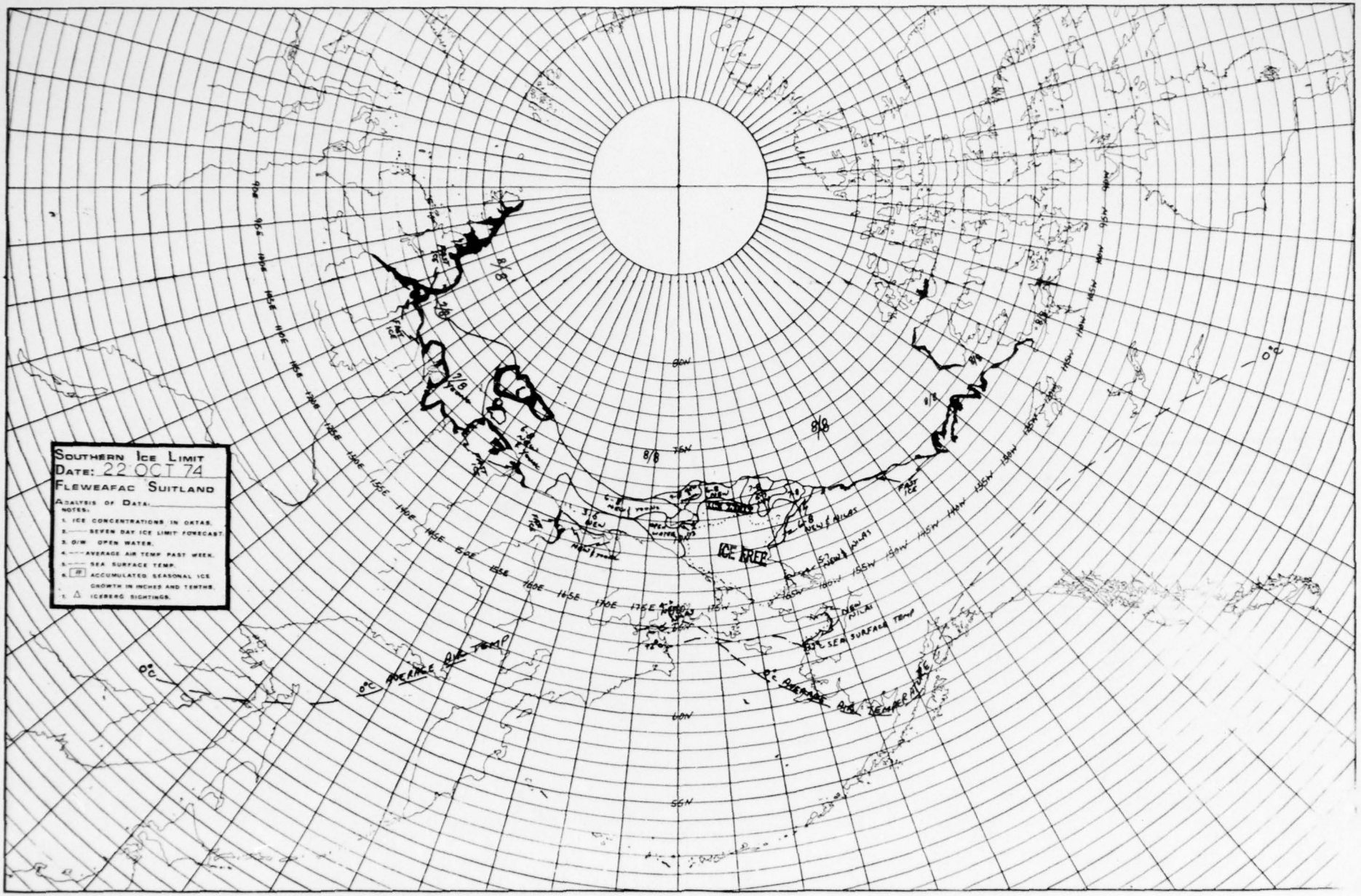
SOUTHERN ICE LIMIT
DATE: 22 OCT 74
FLEWEAFAC SUITLAND
ANALYSIS OF DATA:
NOTES:
1. ICE CONCENTRATIONS IN OKTAS.
2. SEVEN DAY ICE LIMIT FORECAST.
3. O/W OPEN WATER.
4. AVERAGE AIR TEMP PAST WEEK.
5. SEA SURFACE TEMP.
6. ACCUMULATED SEASONAL ICE GROWTH IN INCHES AND TENTHS.
7. ICEBERG SIGHTINGS.
ICE FREE
FAST ICE
NEW NILAS
SEA SURFACE TEMP
AVERAGE AIR TEMP
AVERAGE AIR TEMPERATURE
0°C
80N
75N
60N
55N

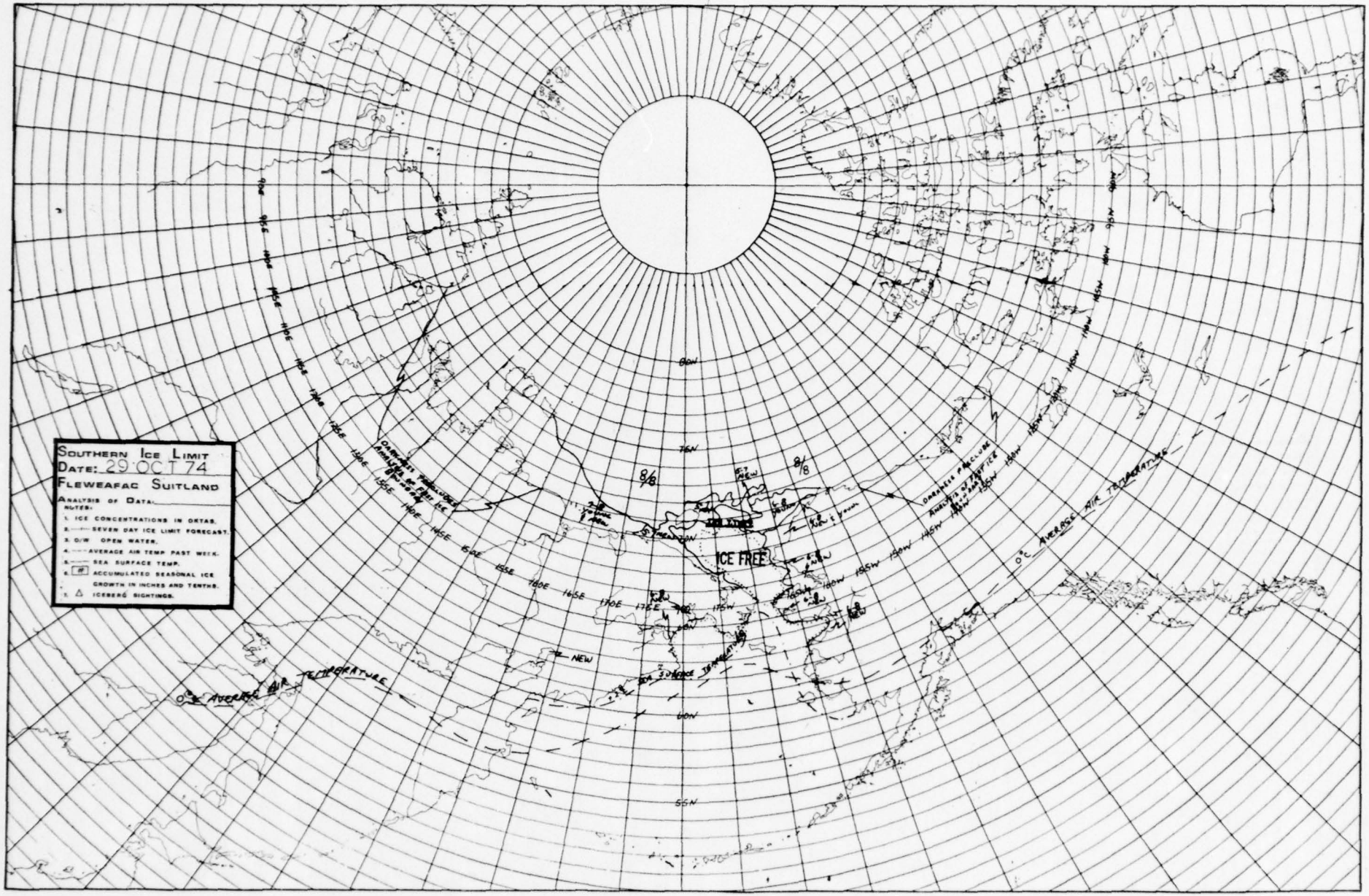
SOUTHERN ICE LIMIT
DATE: 29 OCT 74
FLEWEAFAC SUITLAND
ANALYSIS OF DATA:
NOTES:
1. ICE CONCENTRATIONS IN OKTAS.
2. ——— SEVEN DAY ICE LIMIT FORECAST.
3. O/W OPEN WATER.
4. ----- AVERAGE AIR TEMP PAST WEEK.
5. ——— SEA SURFACE TEMP.
6. ▭ ACCUMULATED SEASONAL ICE GROWTH IN INCHES AND TENTHS.
7. △ ICEBERG SIGHTINGS.
ICE FREE
8/8
NEW
0°C AVERAGE AIR TEMPERATURE
80N
75N
70N
65N
55N
160E
165E
170E
175E
180
175W
170W
165W
160W
155W
150W
145W
140W

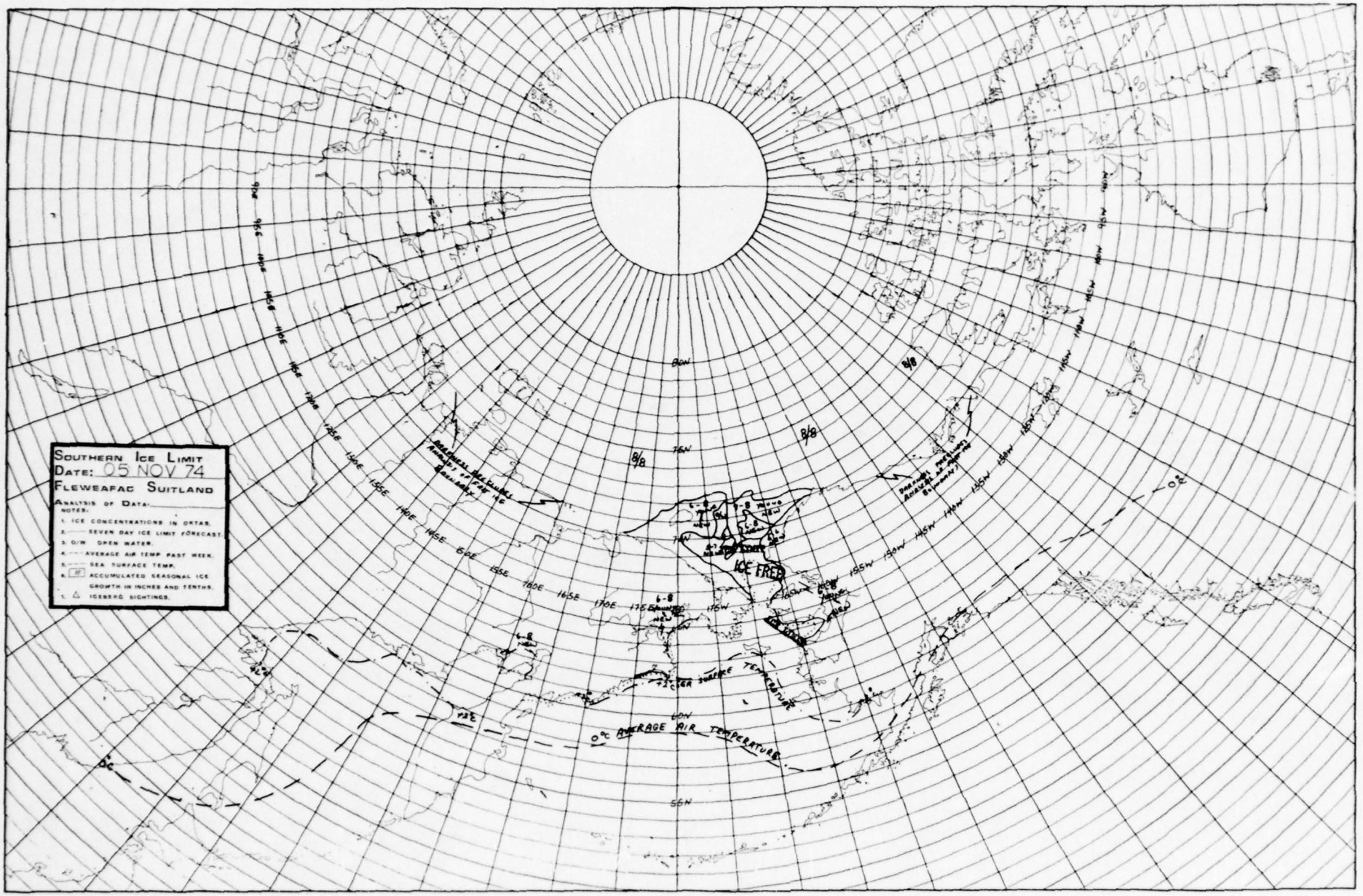
SOUTHERN ICE LIMIT
DATE: 05 NOV 74
FLEWEAFAC SUITLAND
ANALYSIS OF DATA:
NOTES:
1. ICE CONCENTRATIONS IN OKTAS.
2. SEVEN DAY ICE LIMIT FORECAST.
3. O/W OPEN WATER.
4. AVERAGE AIR TEMP PAST WEEK.
5. SEA SURFACE TEMP.
6. ACCUMULATED SEASONAL ICE GROWTH IN INCHES AND TENTHS.
7. ICEBERG SIGHTINGS.
ICE FREE
SEA SURFACE TEMPERATURE
AVERAGE AIR TEMPERATURE
8/8
80N
75N
60N
55N
175W
155W
150W
145W
140W
135W
130W
125W
120W
115W
110W
105W
100W
95W
90W
90E
95E
100E
105E
110E
115E
120E
125E
130E
135E
140E
145E
150E
155E
160E
165E
170E
175E

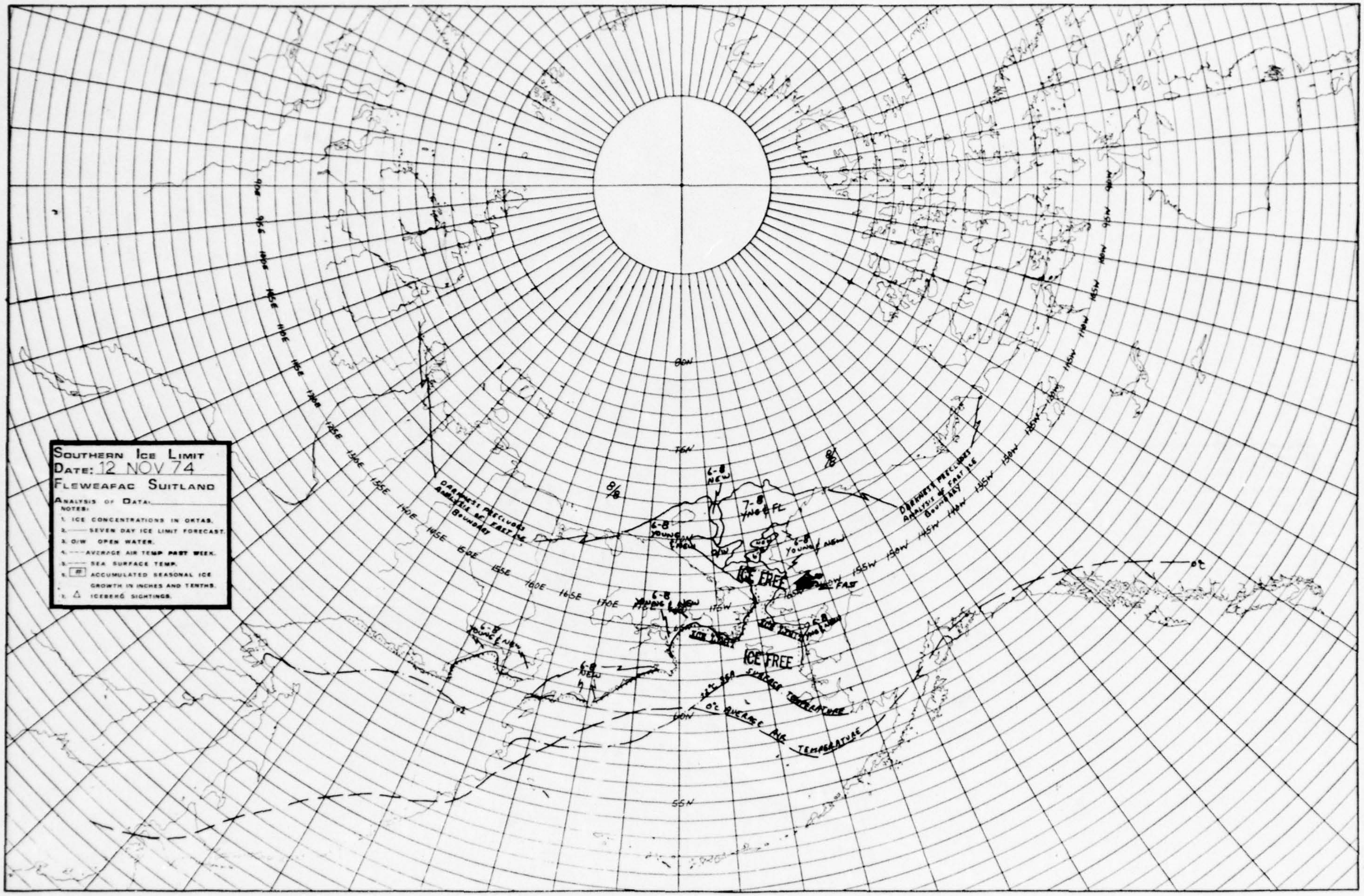
SOUTHERN ICE LIMIT
DATE: 12 NOV 74
FLEWEAFAC SUITLAND
ANALYSIS OF DATA:
NOTES:
1. ICE CONCENTRATIONS IN OKTAS.
2. SEVEN DAY ICE LIMIT FORECAST.
3. O/W OPEN WATER.
4. AVERAGE AIR TEMP PAST WEEK.
5. SEA SURFACE TEMP.
6. ACCUMULATED SEASONAL ICE GROWTH IN INCHES AND TENTHS.
7. △ ICEBERG SIGHTINGS.
80N
75N
55N
DARKNESS PRECLUDES ANALYSIS OF FAST ICE BOUNDARY
DARKNESS PRECLUDES ANALYSIS OF FAST ICE BOUNDARY
8/8
8/8
ICE FREE
ICE FREE
0°C AVERAGE AIR TEMPERATURE

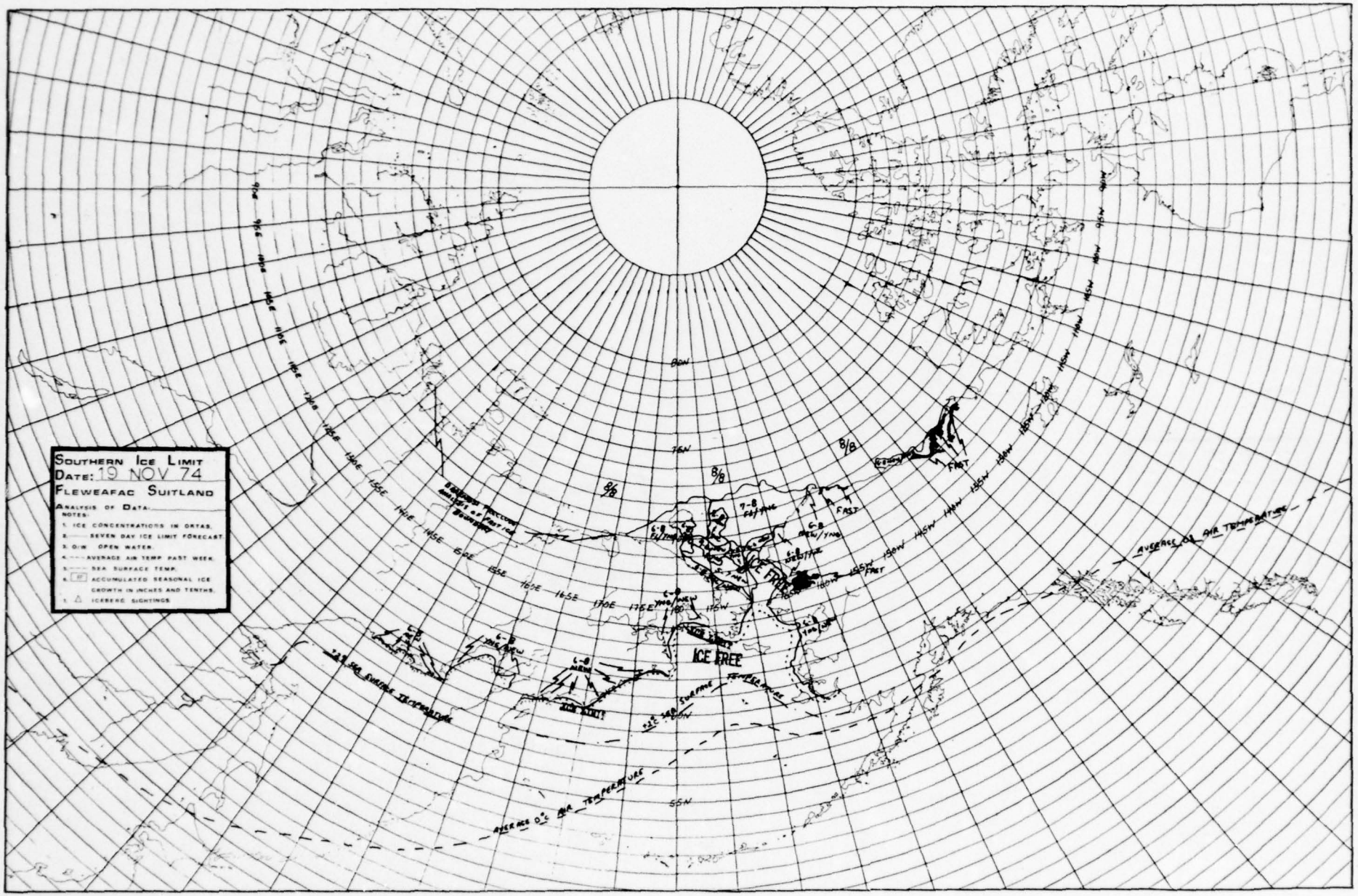
SOUTHERN ICE LIMIT
DATE: 19 NOV 74
FLEWEAFAC SUITLAND
ANALYSIS OF DATA:
NOTES:
1. ICE CONCENTRATIONS IN OKTAS.
2. SEVEN DAY ICE LIMIT FORECAST.
3. O/W OPEN WATER.
4. AVERAGE AIR TEMP. PAST WEEK.
5. SEA SURFACE TEMP.
6. ACCUMULATED SEASONAL ICE GROWTH IN INCHES AND TENTHS.
7. ICEBERG SIGHTINGS.
ICE FREE
ICE FREE
FAST
FAST
FAST
AVERAGE 0° AIR TEMPERATURE
AVERAGE 0° AIR TEMPERATURE
SEA SURFACE TEMPERATURE
SEA SURFACE TEMPERATURE
80N
75N
55N
8/8
8/8
8/8

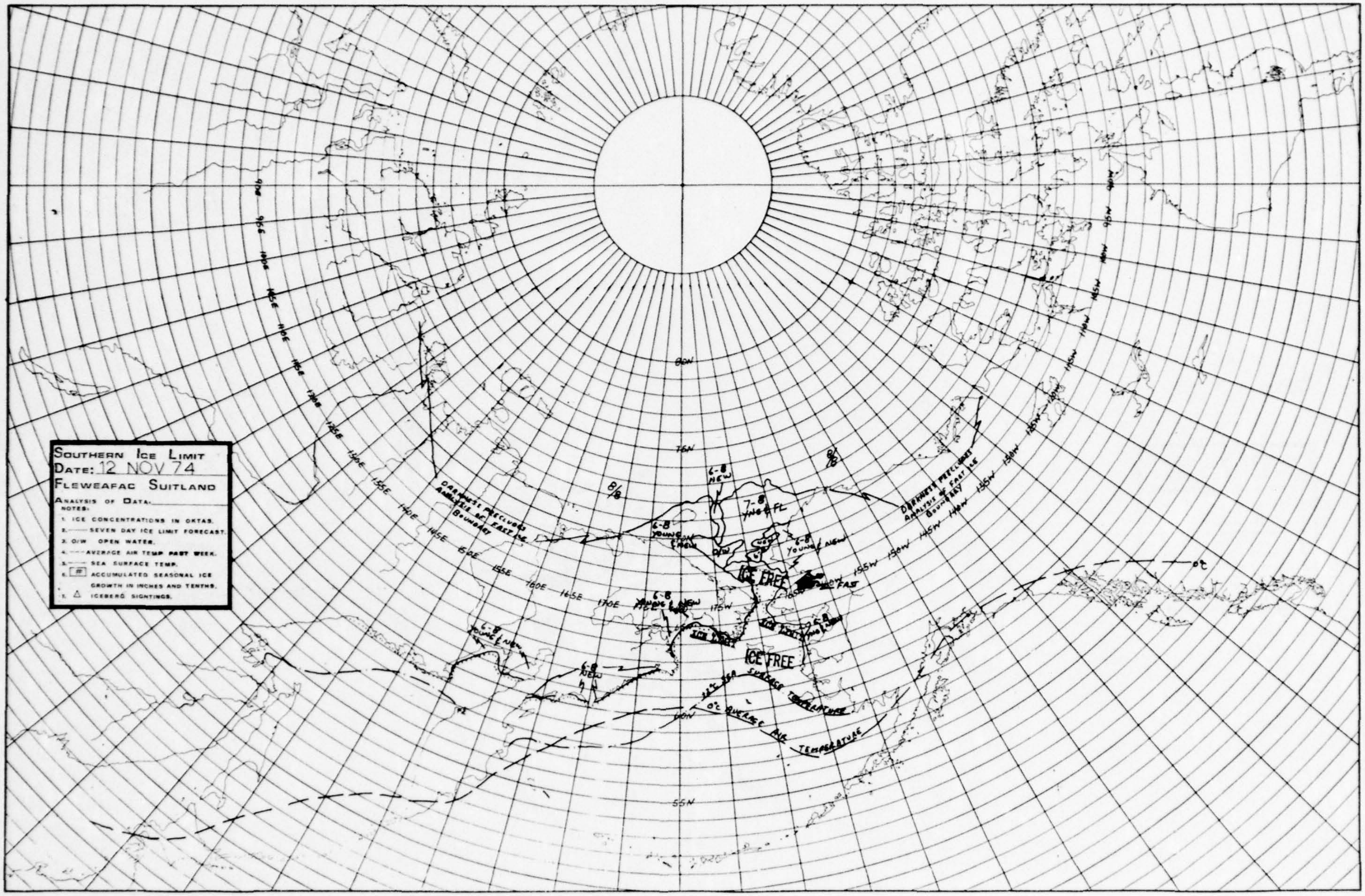
SOUTHERN ICE LIMIT
DATE: 12 NOV 74
FLEWEAFAC SUITLAND
ANALYSIS OF DATA.
NOTES:
1. ICE CONCENTRATIONS IN OKTAS.
2. SEVEN DAY ICE LIMIT FORECAST.
3. O/W OPEN WATER.
4. AVERAGE AIR TEMP PAST WEEK.
5. SEA SURFACE TEMP.
6. ACCUMULATED SEASONAL ICE GROWTH IN INCHES AND TENTHS.
7. ICEBERG SIGHTINGS.
ICE FREE
ICE FREE
DARKNESS PRECLUDES ANALYSIS OF FAST ICE BOUNDARY
DARKNESS PRECLUDES ANALYSIS OF FAST ICE BOUNDARY
0°C AVERAGE AIR TEMPERATURE
80N
75N
55N

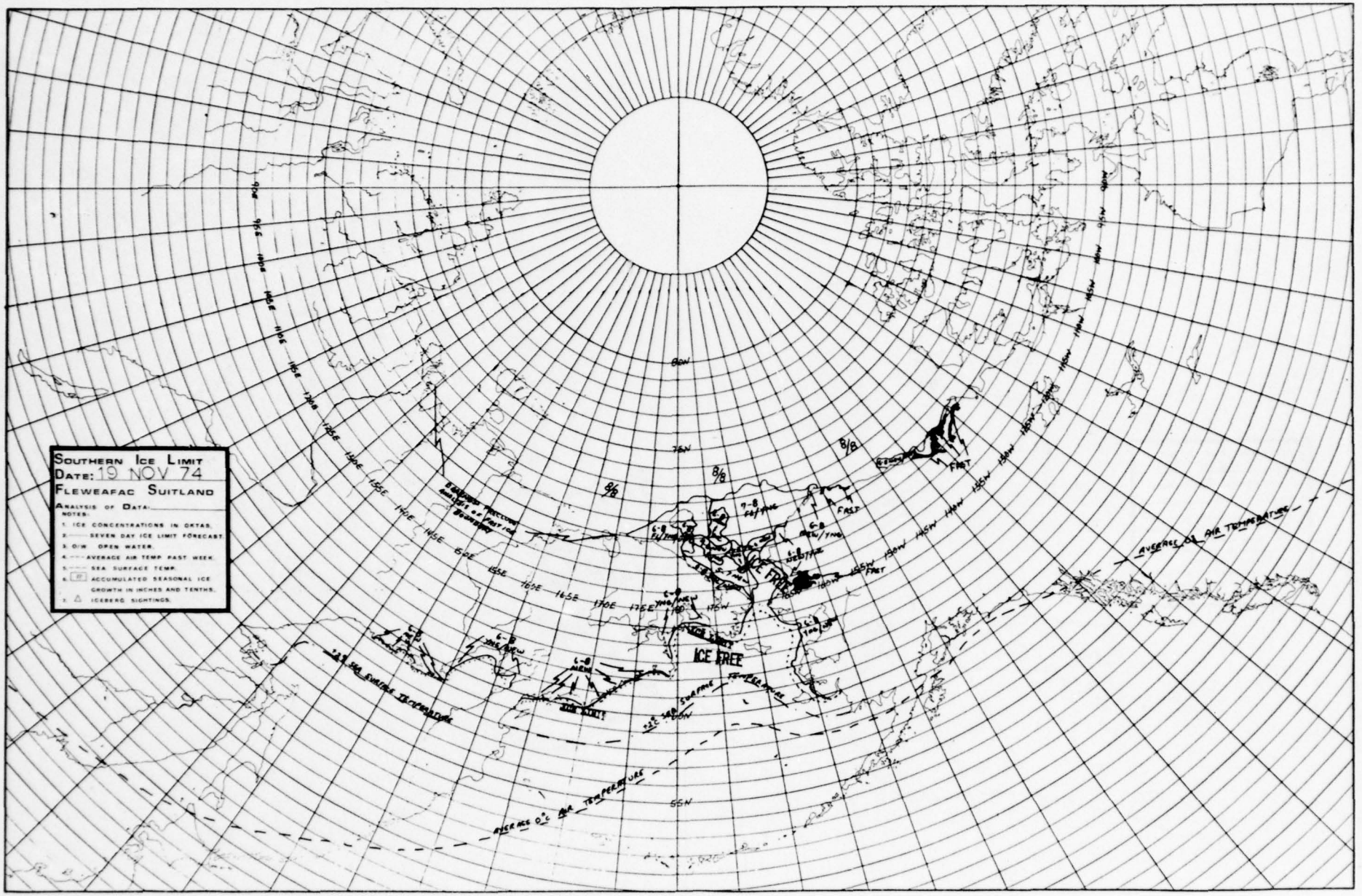
SOUTHERN ICE LIMIT
DATE: 19 NOV 74
FLEWEAFAC SUITLAND
ANALYSIS OF DATA:
NOTES:
1. ICE CONCENTRATIONS IN OKTAS.
2. SEVEN DAY ICE LIMIT FORECAST.
3. O/W OPEN WATER.
4. AVERAGE AIR TEMP PAST WEEK.
5. SEA SURFACE TEMP.
6. ACCUMULATED SEASONAL ICE GROWTH IN INCHES AND TENTHS.
7. ICEBERG SIGHTINGS.
80S
75S
70S
65S
60S
55S
110E
120E
130E
140E
150E
160E
170E
180E
170W
160W
150W
140W
130W
120W
110W
ICE FREE
FAST
AVERAGE 0°C AIR TEMPERATURE

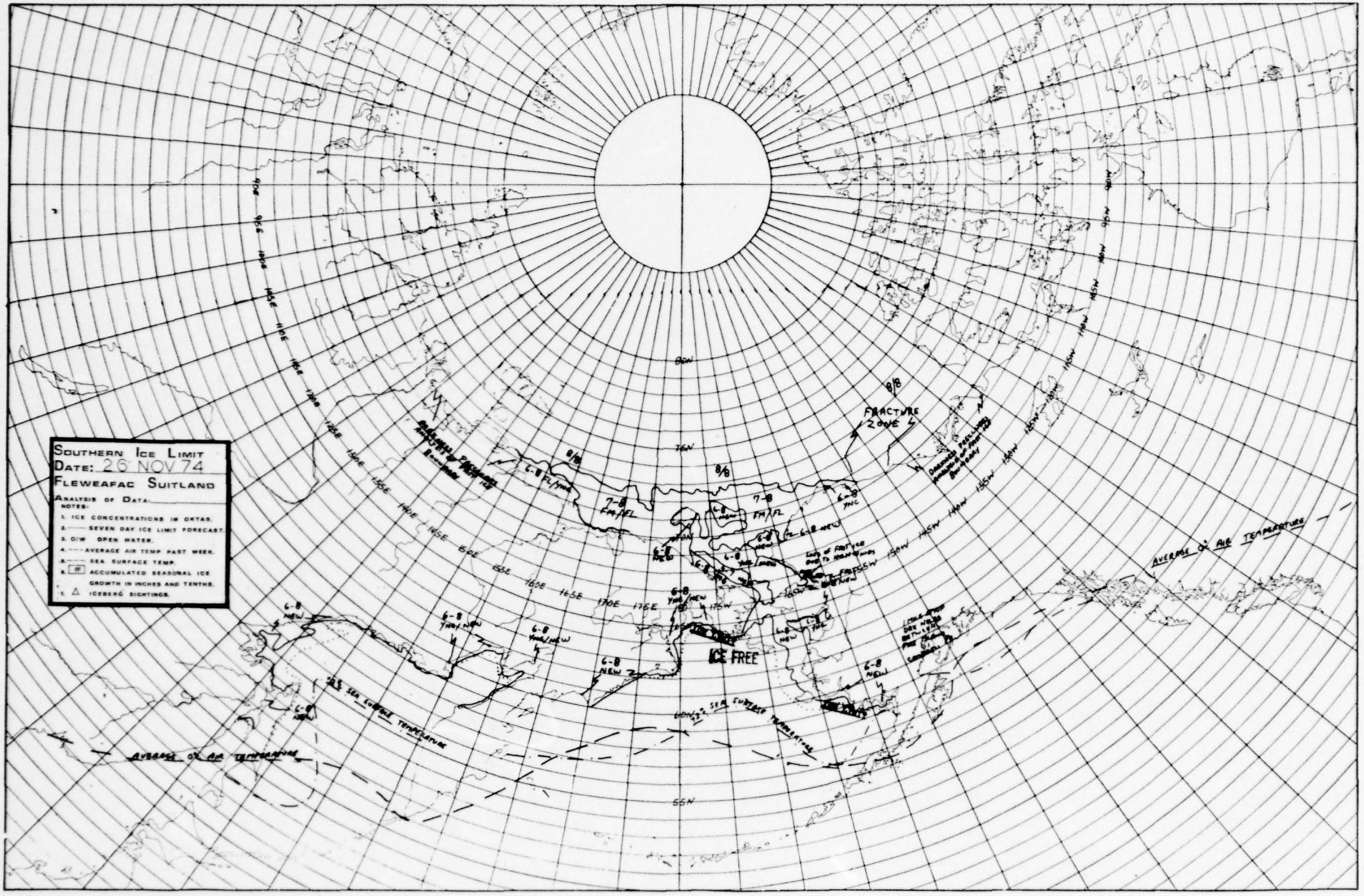

SOUTHERN ICE LIMIT
DATE: 26 NOV 74
FLEWEAFAC SUITLAND
ANALYSIS OF DATA:
NOTES:
1. ICE CONCENTRATIONS IN OKTAS.
2. SEVEN DAY ICE LIMIT FORECAST.
3. O/W OPEN WATER.
4. AVERAGE AIR TEMP PAST WEEK.
5. SEA SURFACE TEMP.
6. ACCUMULATED SEASONAL ICE GROWTH IN INCHES AND TENTHS.
7. ICEBERG SIGHTINGS.
FRACTURE ZONE
ICE FREE
AVERAGE 0° AIR TEMPERATURE
SEA SURFACE TEMPERATURE

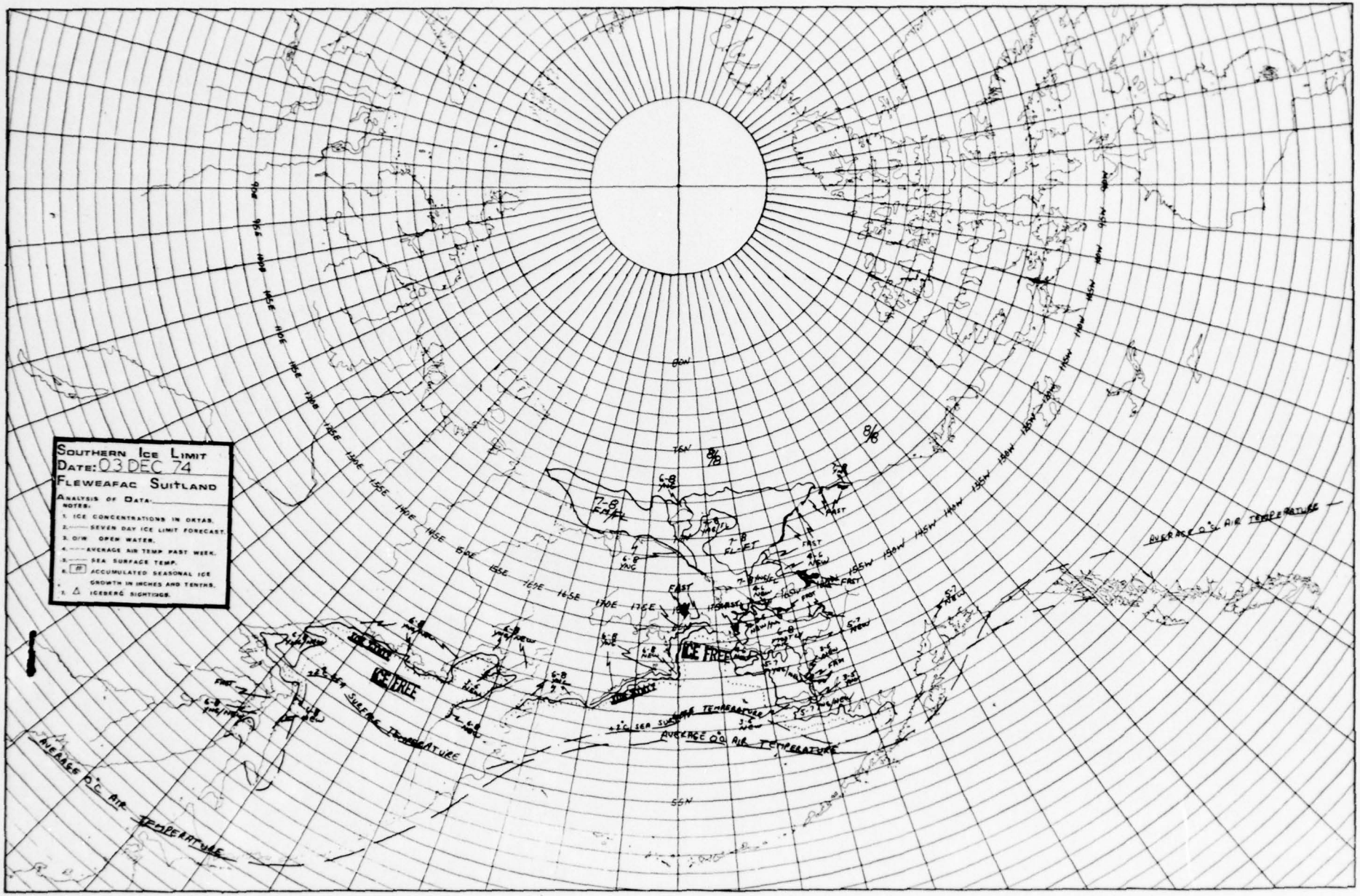
SOUTHERN ICE LIMIT
DATE: 03 DEC 74
FLEWEAFAC SUITLAND
ANALYSIS OF DATA:
NOTES:
1. ICE CONCENTRATIONS IN OKTAS.
2. SEVEN DAY ICE LIMIT FORECAST.
3. O/W OPEN WATER.
4. AVERAGE AIR TEMP PAST WEEK.
5. SEA SURFACE TEMP.
6. ACCUMULATED SEASONAL ICE GROWTH IN INCHES AND TENTHS.
7. ICEBERG SIGHTINGS.
ICE FREE
ICE FREE
AVERAGE 0°C AIR TEMPERATURE
AVERAGE 0°C AIR TEMPERATURE
AVERAGE 0°C AIR TEMPERATURE
SEA SURFACE TEMPERATURE
SEA SURFACE TEMPERATURE
80N
75N
55N
155W 150W 145W 140W 135W 130W 125W 120W 115W 110W 105W 100W 95W 90W
90E 95E 100E 105E 110E 115E 120E 125E 130E 135E 140E 145E 150E 155E 160E 165E 170E 175E
8/8
7-8 FM/FL
7-8 FL-FT
FAST
6-8 YNG
5-7 NEW

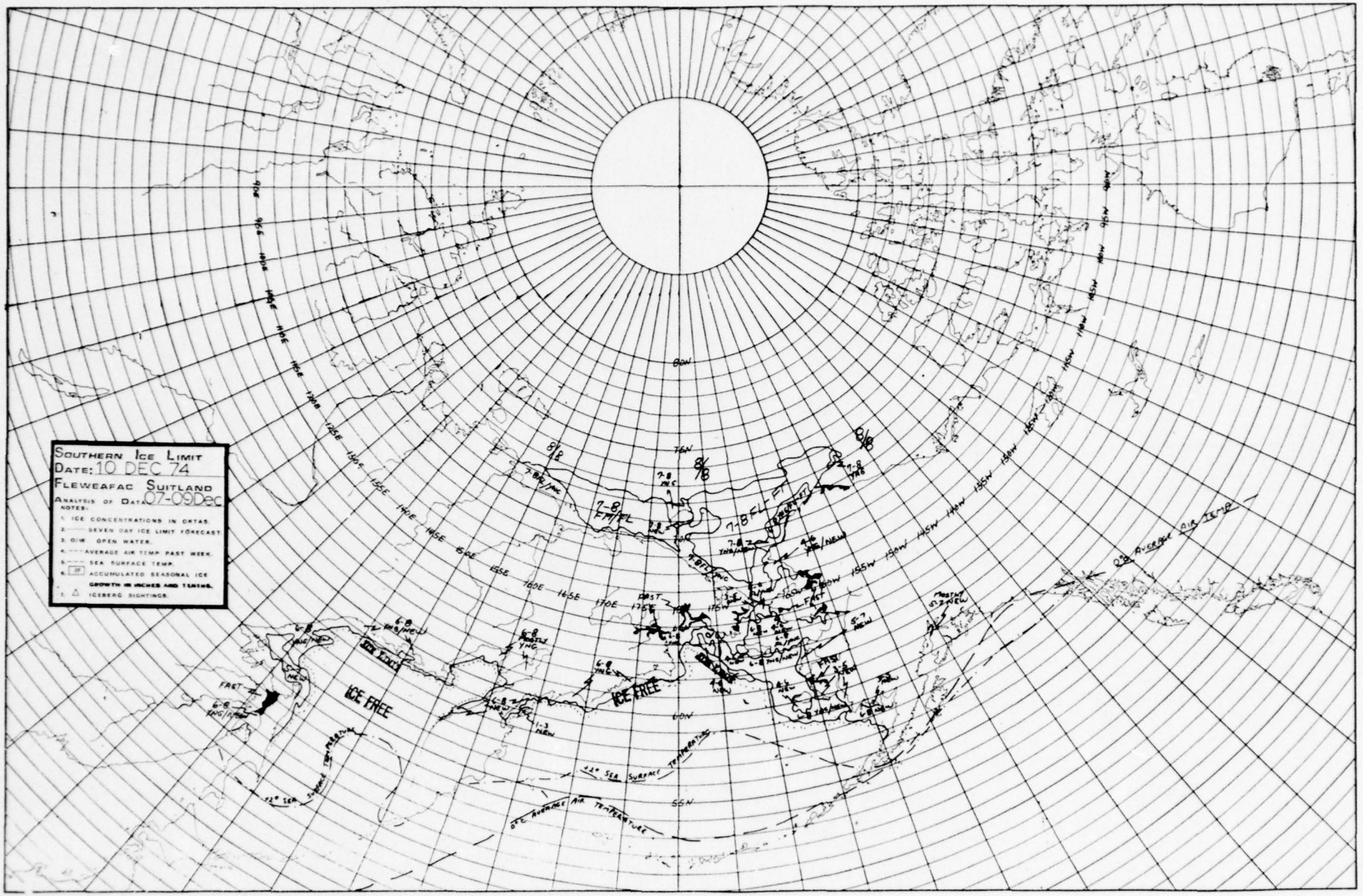
SOUTHERN ICE LIMIT
DATE: 10 DEC 74
FLEWEAFAC SUITLAND
ANALYSIS OF DATA 07-09Dec
NOTES:
1. ICE CONCENTRATIONS IN OKTAS.
2. SEVEN DAY ICE LIMIT FORECAST.
3. O/W OPEN WATER.
4. AVERAGE AIR TEMP PAST WEEK.
5. SEA SURFACE TEMP.
6. ACCUMULATED SEASONAL ICE GROWTH IN INCHES AND TENTHS.
7. ICEBERG SIGHTINGS.
ICE FREE
ICE FREE
+2° SEA SURFACE TEMPERATURE
0°C AVERAGE AIR TEMPERATURE
0°C AVERAGE AIR TEMP
80N
75N
60N
55N

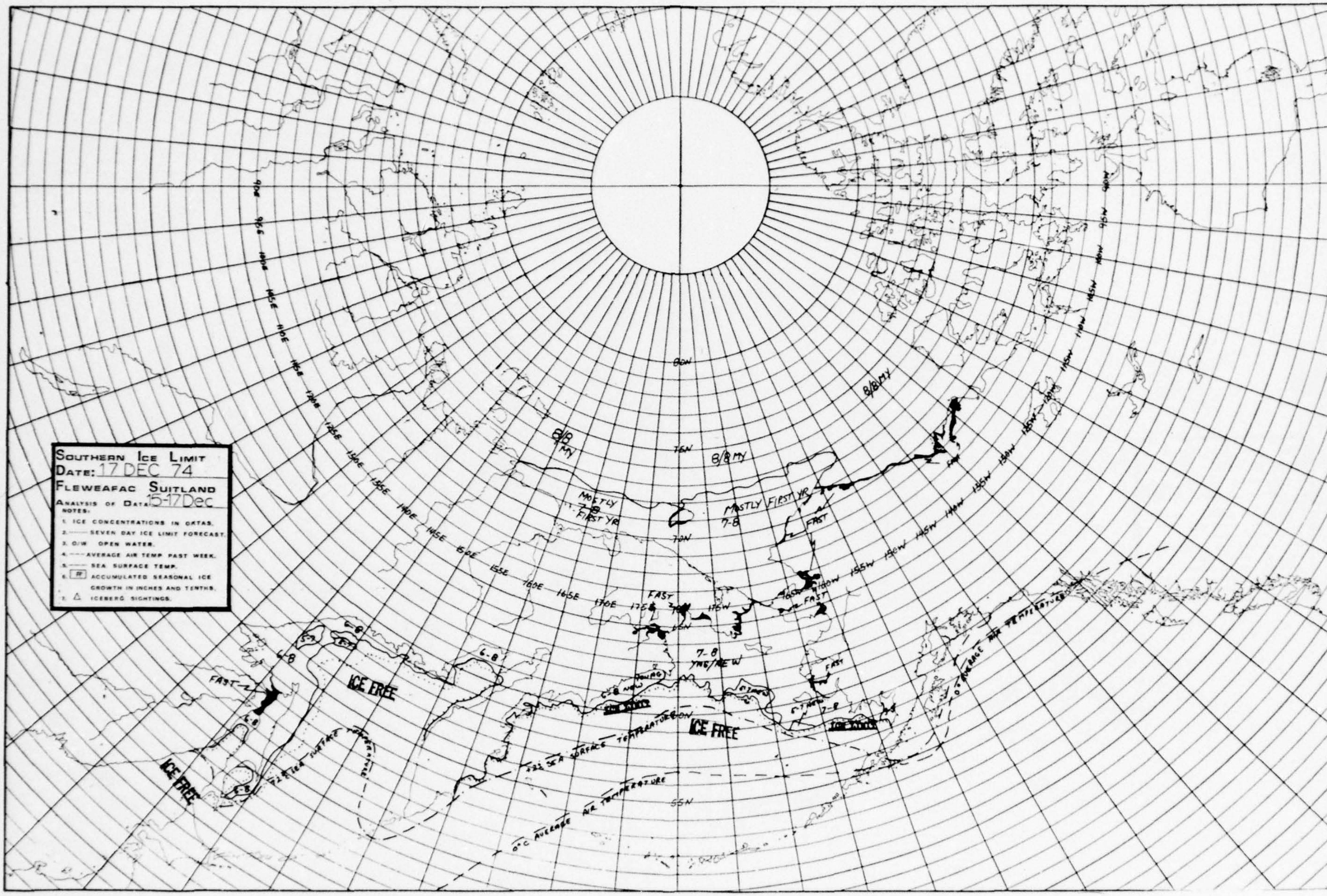
SOUTHERN ICE LIMIT
DATE: 17 DEC 74
FLEWEAFAC SUITLAND
ANALYSIS OF DATA 15-17 DEC
NOTES:
1. ICE CONCENTRATIONS IN OKTAS.
2. —— SEVEN DAY ICE LIMIT FORECAST.
3. O/W OPEN WATER.
4. - - - AVERAGE AIR TEMP PAST WEEK.
5. —— SEA SURFACE TEMP.
6. ACCUMULATED SEASONAL ICE GROWTH IN INCHES AND TENTHS.
7. △ ICEBERG SIGHTINGS.
80N
75N
70N
55N
8/8 MY
MOSTLY FIRST YR 7-8
FAST
7-8
ICE FREE
6-8
0°C AVERAGE AIR TEMPERATURE

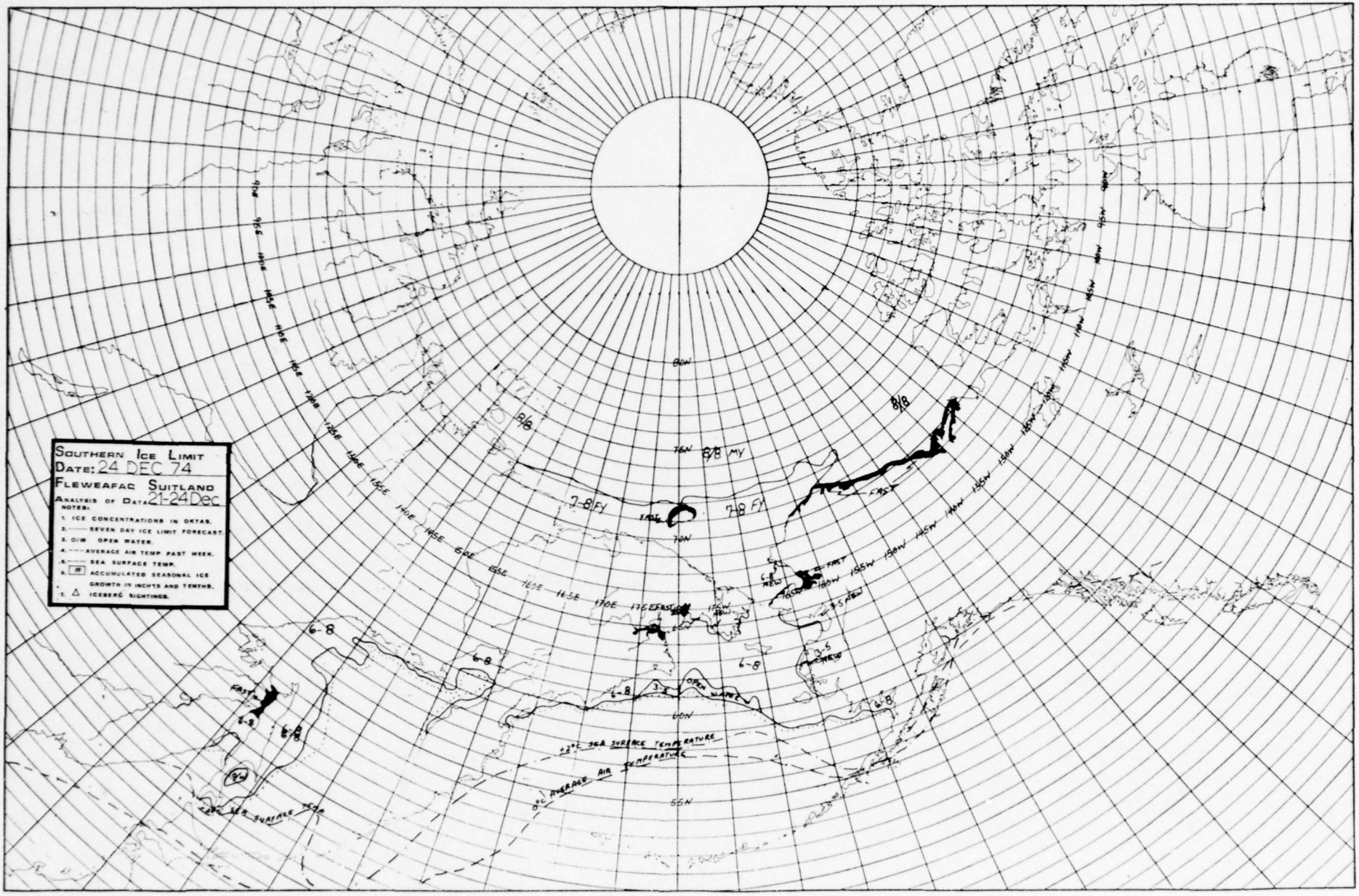
SOUTHERN ICE LIMIT
DATE: 24 DEC 74
FLEWEAFAC SUITLAND
ANALYSIS OF DATA 21-24 Dec
NOTES:
1. ICE CONCENTRATIONS IN OKTAS.
2. SEVEN DAY ICE LIMIT FORECAST.
3. O/W OPEN WATER.
4. AVERAGE AIR TEMP PAST WEEK.
5. SEA SURFACE TEMP.
6. ACCUMULATED SEASONAL ICE GROWTH IN INCHES AND TENTHS.
7. ICEBERG SIGHTINGS.
80N
75N
70N
65N
60N
55N
8/8 MY
7-8 FY
7-8 FY
8/8
8/8
6-8
6-8
6-8
6-8
6-8
6-8
3-5
3-5
FAST
OPEN WATER
+2°C SEA SURFACE TEMPERATURE
0°C AVERAGE AIR TEMPERATURE
+2°C SEA SURFACE TEMP

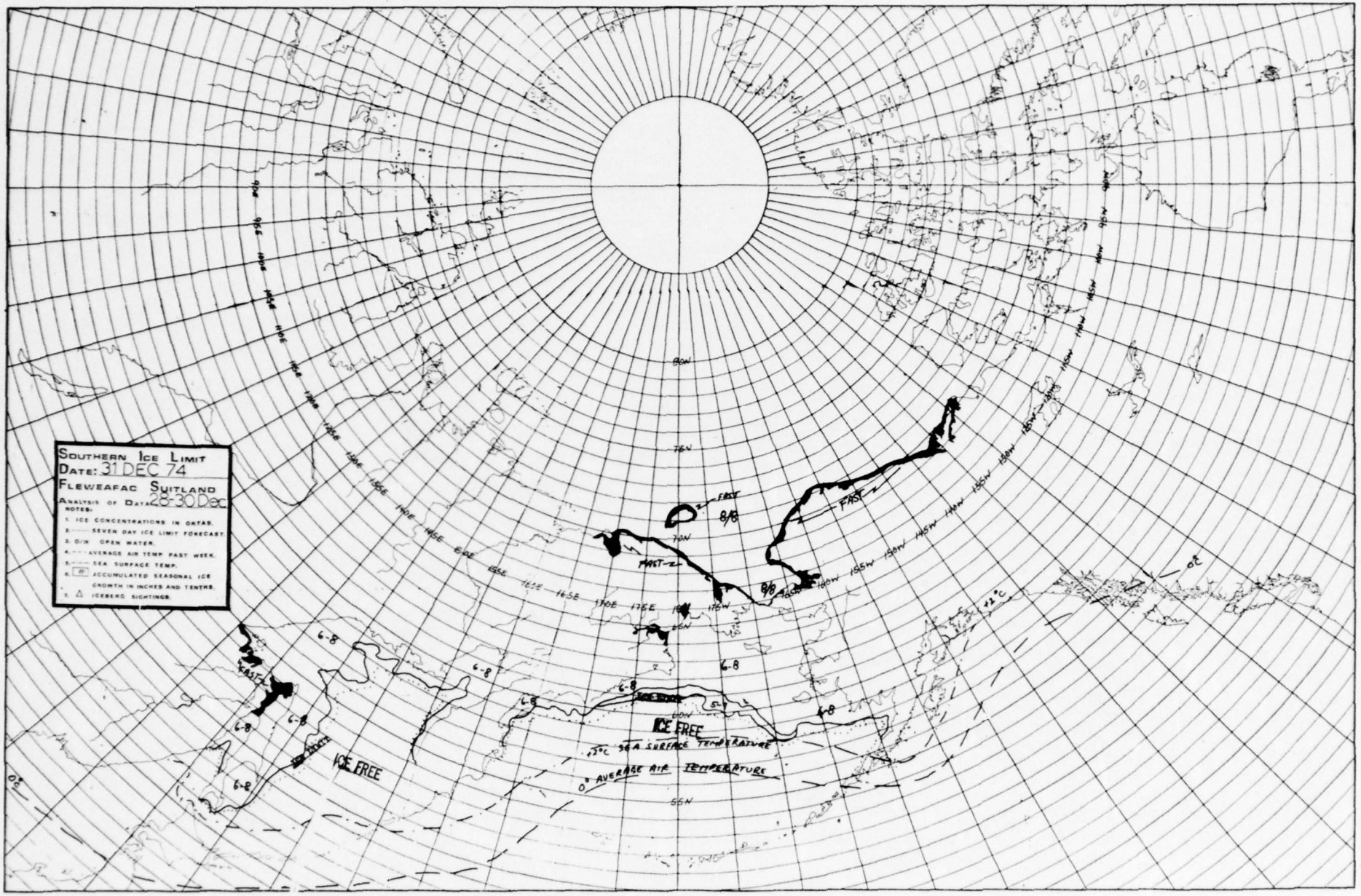
SOUTHERN ICE LIMIT
DATE: 31 DEC 74
FLEWEAFAC SUITLAND
ANALYSIS OF DATA 28-30 Dec
NOTES:
1. ICE CONCENTRATIONS IN OKTAS.
2. —— SEVEN DAY ICE LIMIT FORECAST.
3. O/W OPEN WATER.
4. - - - AVERAGE AIR TEMP PAST WEEK.
5. ~~~ SEA SURFACE TEMP.
6. ▭ ACCUMULATED SEASONAL ICE GROWTH IN INCHES AND TENTHS.
7. △ ICEBERG SIGHTINGS.
80N
70N
60N
55N
FAST
8/8
6-8
ICE FREE
SEA SURFACE TEMPERATURE
AVERAGE AIR TEMPERATURE
0°C
+2°C

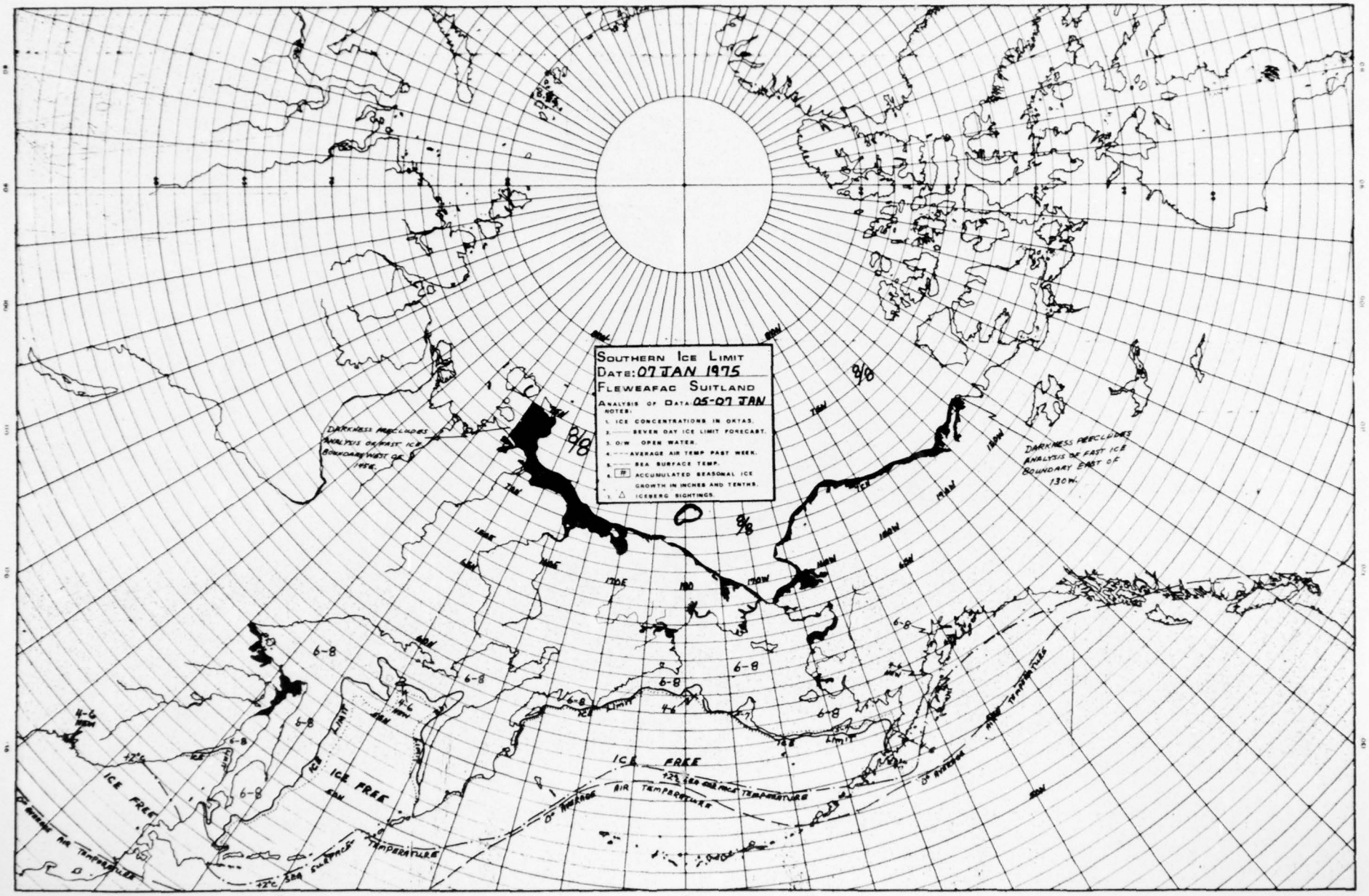
SOUTHERN ICE LIMIT
DATE: 07 JAN 1975
FLEWEAFAC SUITLAND
ANALYSIS OF DATA: 05-07 JAN
NOTES:
1. ICE CONCENTRATIONS IN OKTAS.
2. SEVEN DAY ICE LIMIT FORECAST.
3. O/W OPEN WATER.
4. AVERAGE AIR TEMP PAST WEEK.
5. SEA SURFACE TEMP.
6. ACCUMULATED SEASONAL ICE GROWTH IN INCHES AND TENTHS.
7. ICEBERG SIGHTINGS.
DARKNESS PRECLUDES ANALYSIS OF FAST ICE BOUNDARY WEST OF 145E.
DARKNESS PRECLUDES ANALYSIS OF FAST ICE BOUNDARY EAST OF 130W.
ICE FREE
ICE LIMIT
AVERAGE AIR TEMPERATURE
SEA SURFACE TEMPERATURE
8/8
6-8
4-6
+2°C
0°

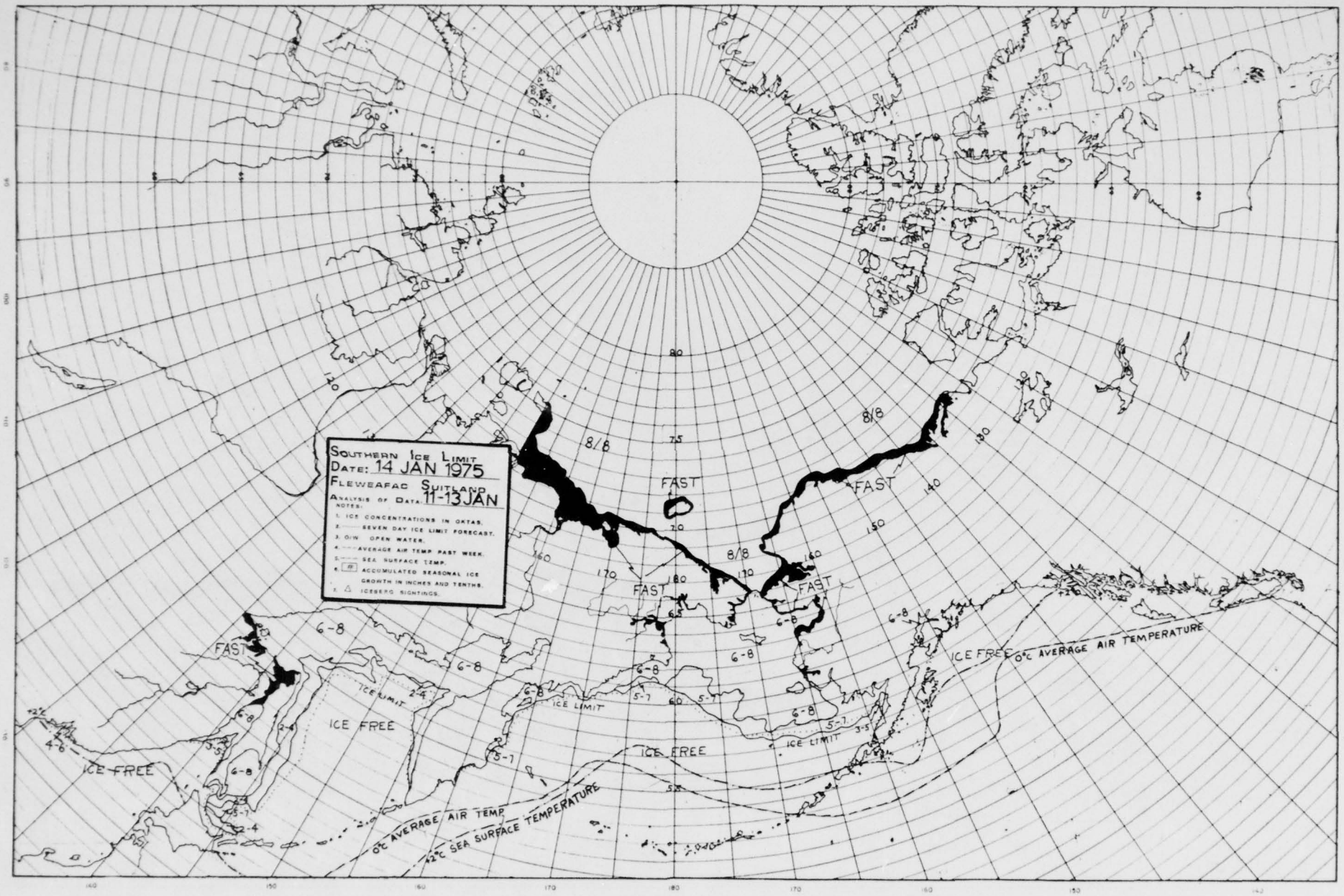
SOUTHERN ICE LIMIT
DATE: 14 JAN 1975
FLEWEAFAC SUITLAND
ANALYSIS OF DATA: 11-13 JAN
NOTES:
1. ICE CONCENTRATIONS IN OKTAS.
2. SEVEN DAY ICE LIMIT FORECAST.
3. O/W OPEN WATER.
4. AVERAGE AIR TEMP PAST WEEK.
5. SEA SURFACE TEMP.
6. ACCUMULATED SEASONAL ICE GROWTH IN INCHES AND TENTHS.
7. ICEBERG SIGHTINGS.
FAST
8/8
6-8
ICE LIMIT
ICE FREE
0°C AVERAGE AIR TEMP
+2°C SEA SURFACE TEMPERATURE
0°C AVERAGE AIR TEMPERATURE

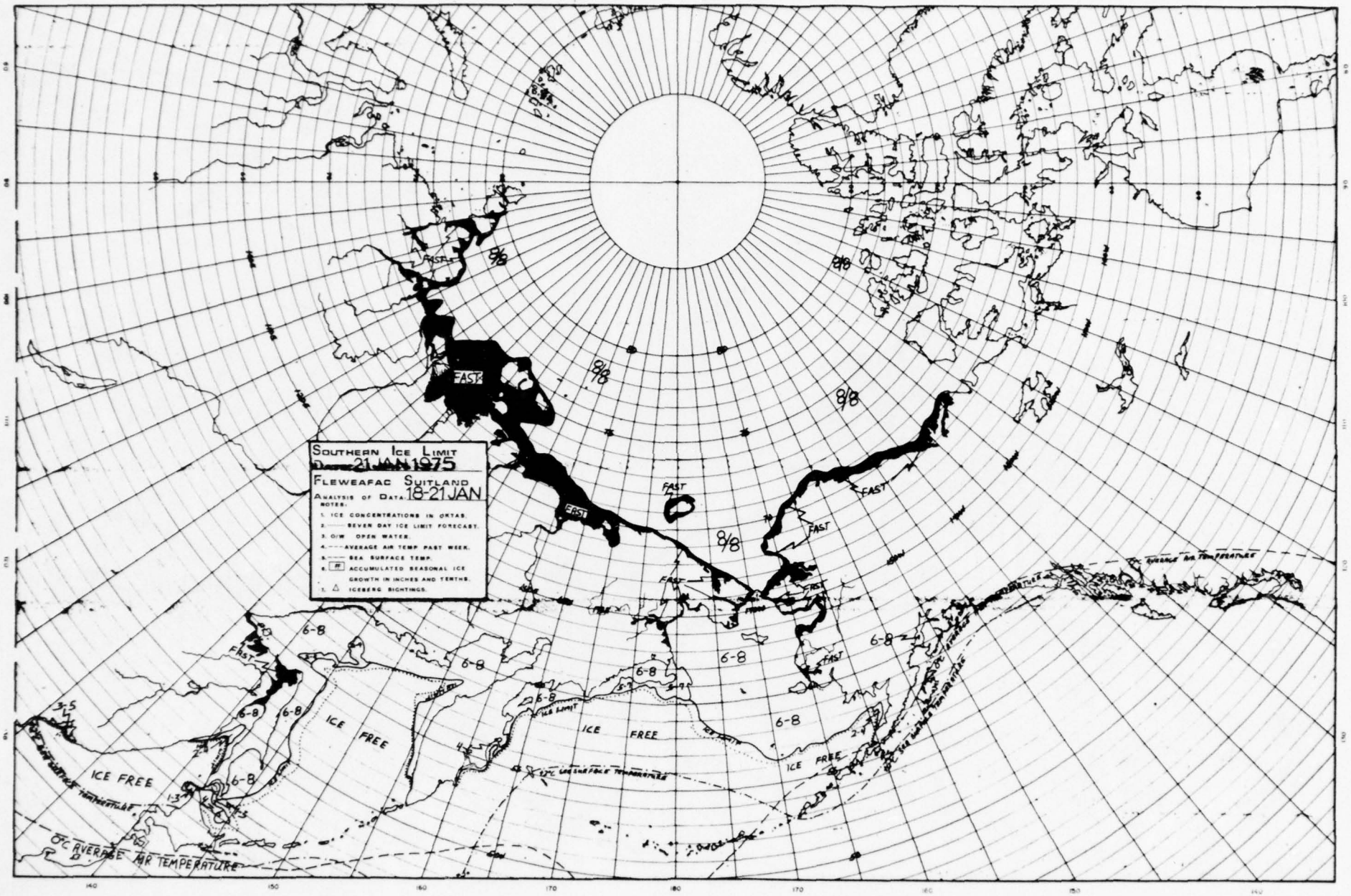
SOUTHERN ICE LIMIT
21 JAN 1975
FLEWEAFAC SUITLAND
ANALYSIS OF DATA 18-21JAN
NOTES:
1. ICE CONCENTRATIONS IN OKTAS.
2. ------ SEVEN DAY ICE LIMIT FORECAST.
3. O/W OPEN WATER.
4. ----- AVERAGE AIR TEMP PAST WEEK.
5. —— SEA SURFACE TEMP.
6. # ACCUMULATED SEASONAL ICE GROWTH IN INCHES AND TENTHS.
7. △ ICEBERG SIGHTINGS.
FAST
8/8
6-8
3-5
1-3
ICE FREE
0°C AVERAGE AIR TEMPERATURE
140
150
160
170
180
170
160
150
140

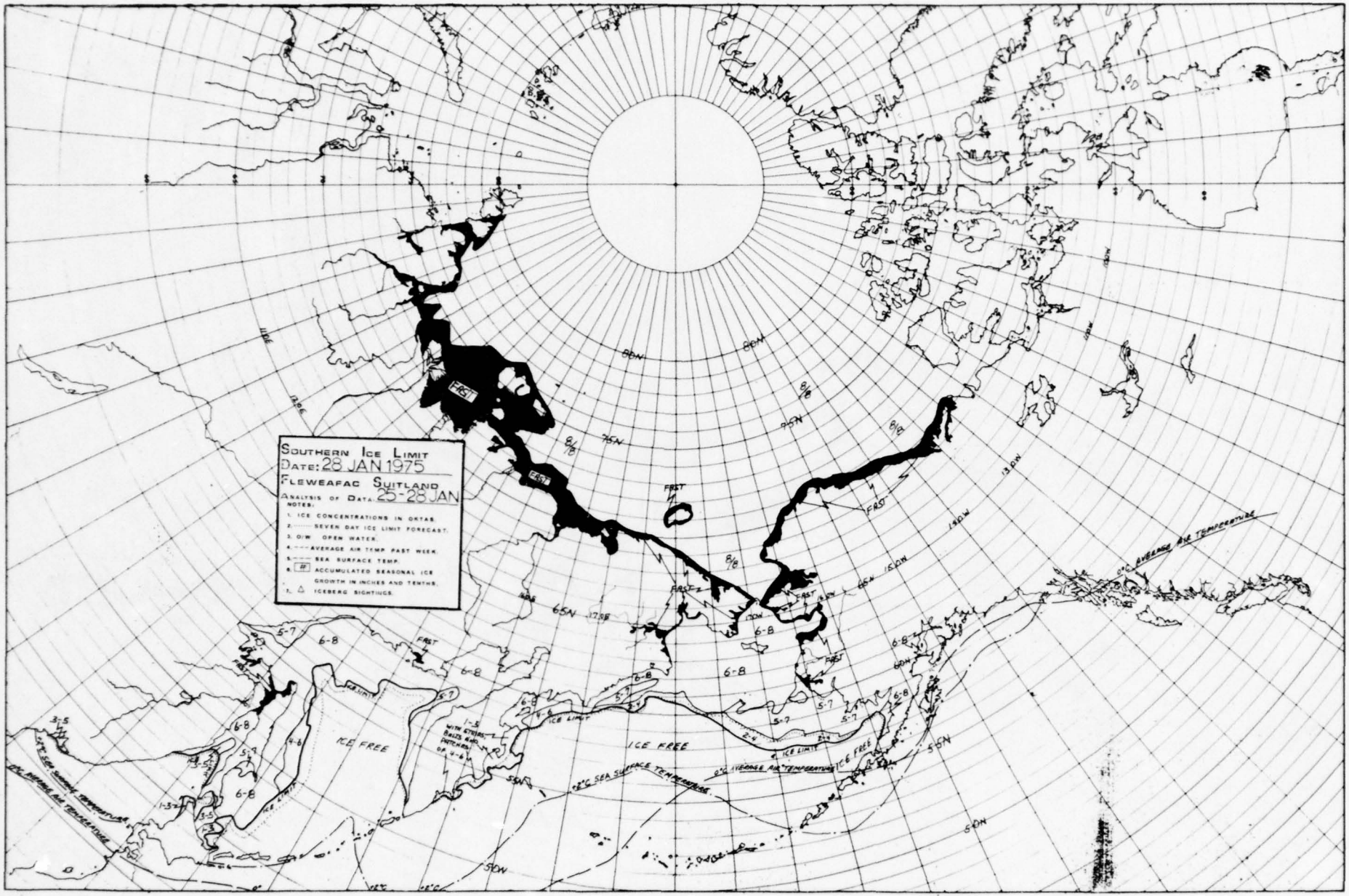
SOUTHERN ICE LIMIT
DATE: 28 JAN 1975
FLEWEAFAC SUITLAND
ANALYSIS OF DATA: 25-28 JAN
NOTES:
1. ICE CONCENTRATIONS IN OKTAS.
2. SEVEN DAY ICE LIMIT FORECAST.
3. O/W OPEN WATER.
4. AVERAGE AIR TEMP PAST WEEK.
5. SEA SURFACE TEMP.
6. # ACCUMULATED SEASONAL ICE GROWTH IN INCHES AND TENTHS.
7. △ ICEBERG SIGHTINGS.
FAST
ICE FREE
ICE LIMIT
+2°C SEA SURFACE TEMPERATURE
0°C AVERAGE AIR TEMPERATURE
80N
75N
65N
55N
50N
8/8
6-8
5-7
4-6
3-5
1-3
2-4
150
160
170
180
170

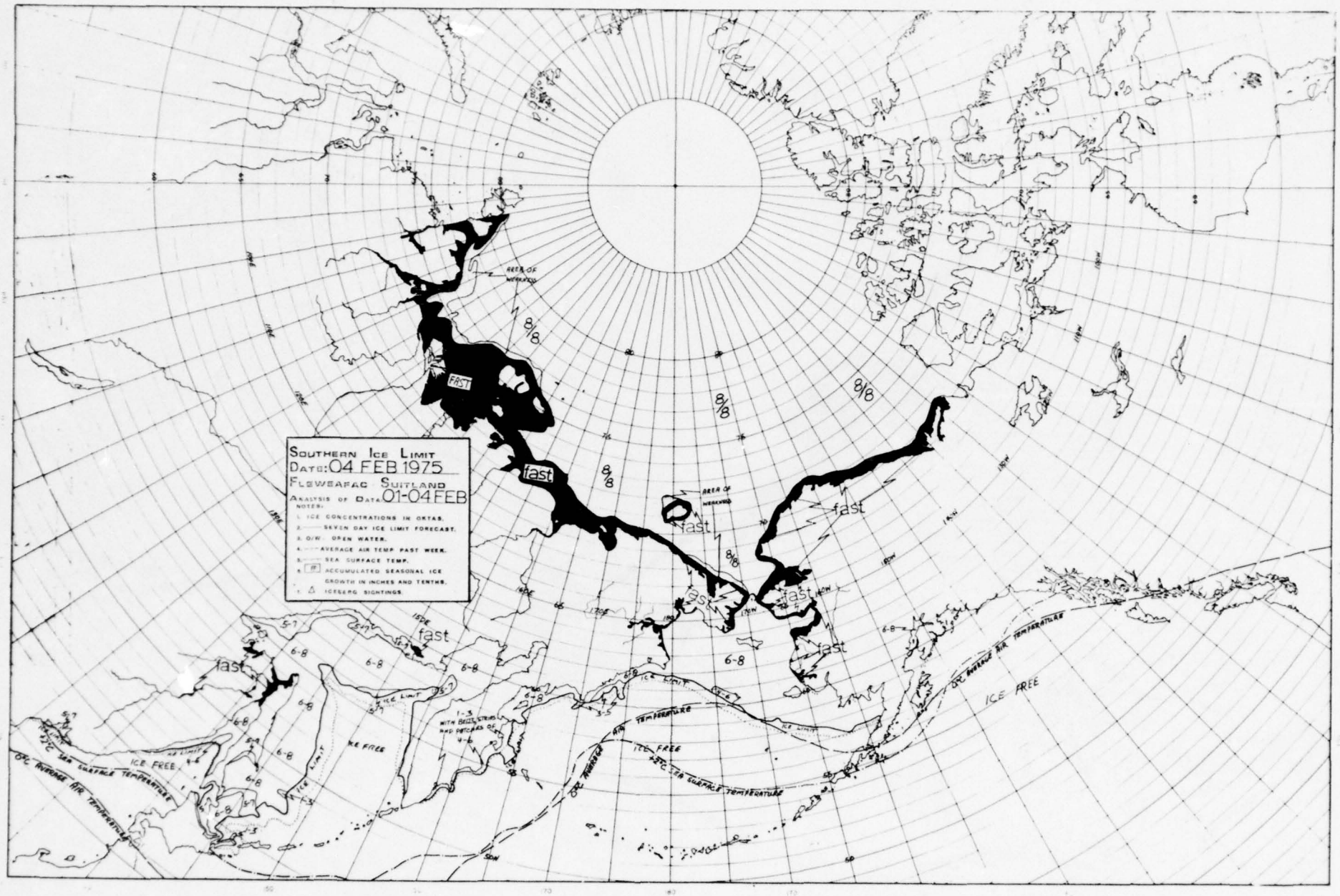

SOUTHERN ICE LIMIT
DATE: 04 FEB 1975
FLEWEAFAC SUITLAND
ANALYSIS OF DATA 01-04 FEB
NOTES:
1. ICE CONCENTRATIONS IN OKTAS.
2. SEVEN DAY ICE LIMIT FORECAST.
3. O/W OPEN WATER.
4. AVERAGE AIR TEMP PAST WEEK.
5. SEA SURFACE TEMP.
6. ACCUMULATED SEASONAL ICE GROWTH IN INCHES AND TENTHS.
7. ICEBERG SIGHTINGS.
FAST
fast
8/8
6-8
ICE FREE
ICE LIMIT
AREA OF WEAKNESS
0°C AVERAGE AIR TEMPERATURE
+2°C SEA SURFACE TEMPERATURE

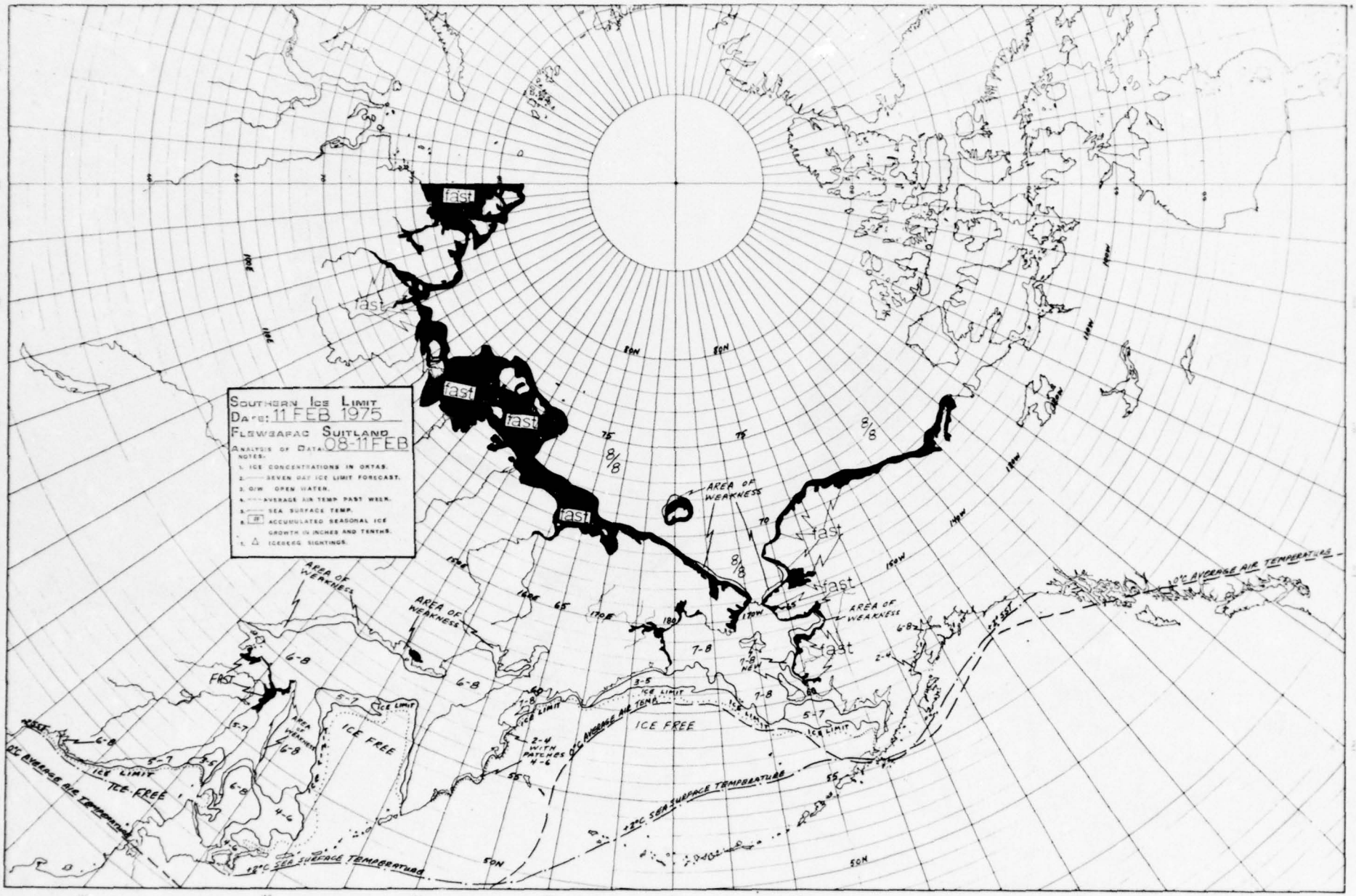

SOUTHERN ICE LIMIT
DATE: 11 FEB 1975
FLEWEAPAC SUITLAND
ANALYSIS OF DATA: 08-11 FEB
NOTES:
1. ICE CONCENTRATIONS IN OKTAS.
2. SEVEN DAY ICE LIMIT FORECAST.
3. O/W OPEN WATER.
4. AVERAGE AIR TEMP PAST WEEK.
5. SEA SURFACE TEMP.
6. ACCUMULATED SEASONAL ICE GROWTH IN INCHES AND TENTHS.
7. ICEBERG SIGHTINGS.
fast
AREA OF WEAKNESS
ICE FREE
ICE LIMIT
0°C AVERAGE AIR TEMPERATURE
+2°C SEA SURFACE TEMPERATURE
2-4 WITH PATCHES 4-6

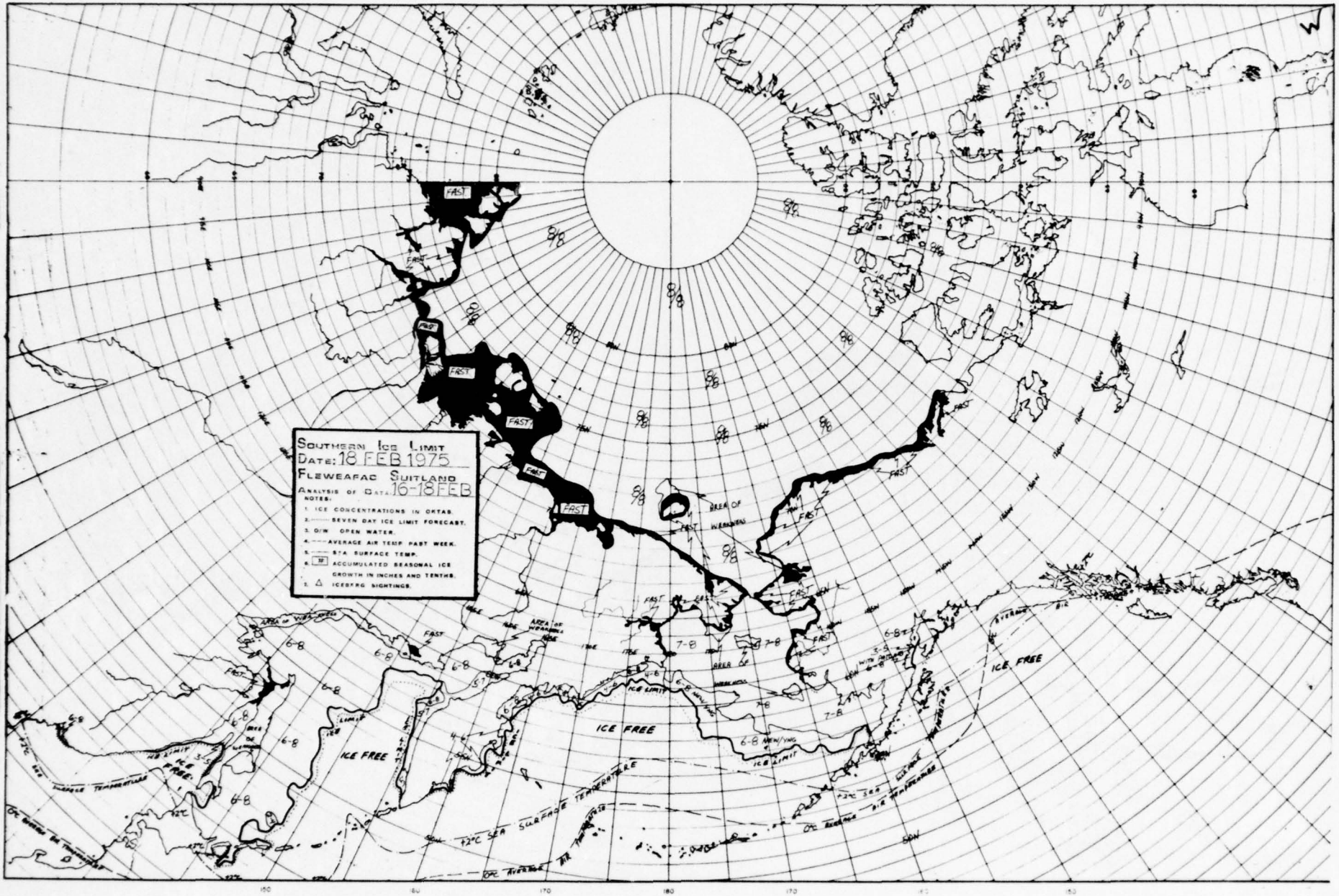

SOUTHERN ICE LIMIT
DATE: 18 FEB 1975
FLEWEAFAC SUITLAND
ANALYSIS OF DATA: 16-18 FEB
NOTES:
1. ICE CONCENTRATIONS IN OKTAS.
2. SEVEN DAY ICE LIMIT FORECAST.
3. O/W OPEN WATER.
4. AVERAGE AIR TEMP PAST WEEK.
5. STA SURFACE TEMP.
6. ACCUMULATED SEASONAL ICE GROWTH IN INCHES AND TENTHS.
7. ICEBERG SIGHTINGS.
FAST
ICE FREE
ICE LIMIT
AREA OF WEAKNESS
+2°C SEA SURFACE TEMPERATURE
0°C AVERAGE AIR TEMPERATURE
150
160
170
180
170
160
150

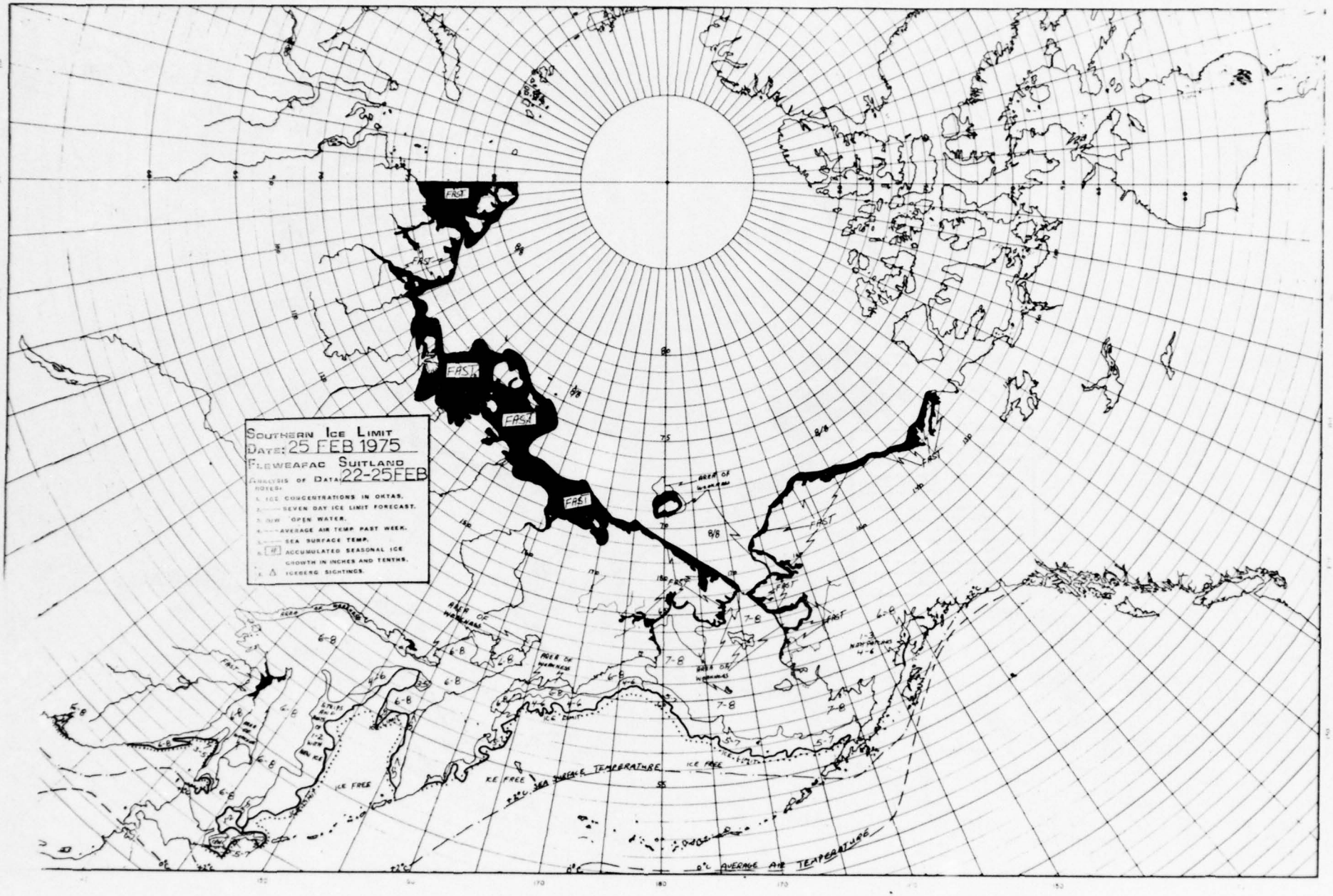
SOUTHERN ICE LIMIT
DATE: 25 FEB 1975
FLEWEAFAC SUITLAND
ANALYSIS OF DATA: 22-25FEB
NOTES:
1. ICE CONCENTRATIONS IN OKTAS.
2. ——— SEVEN DAY ICE LIMIT FORECAST.
3. OW OPEN WATER.
4. ---- AVERAGE AIR TEMP PAST WEEK.
5. ——— SEA SURFACE TEMP.
6. [#] ACCUMULATED SEASONAL ICE GROWTH IN INCHES AND TENTHS.
7. △ ICEBERG SIGHTINGS.
FAST
8/8
6-8
7-8
5-7
ICE FREE
0°C AVERAGE AIR TEMPERATURE

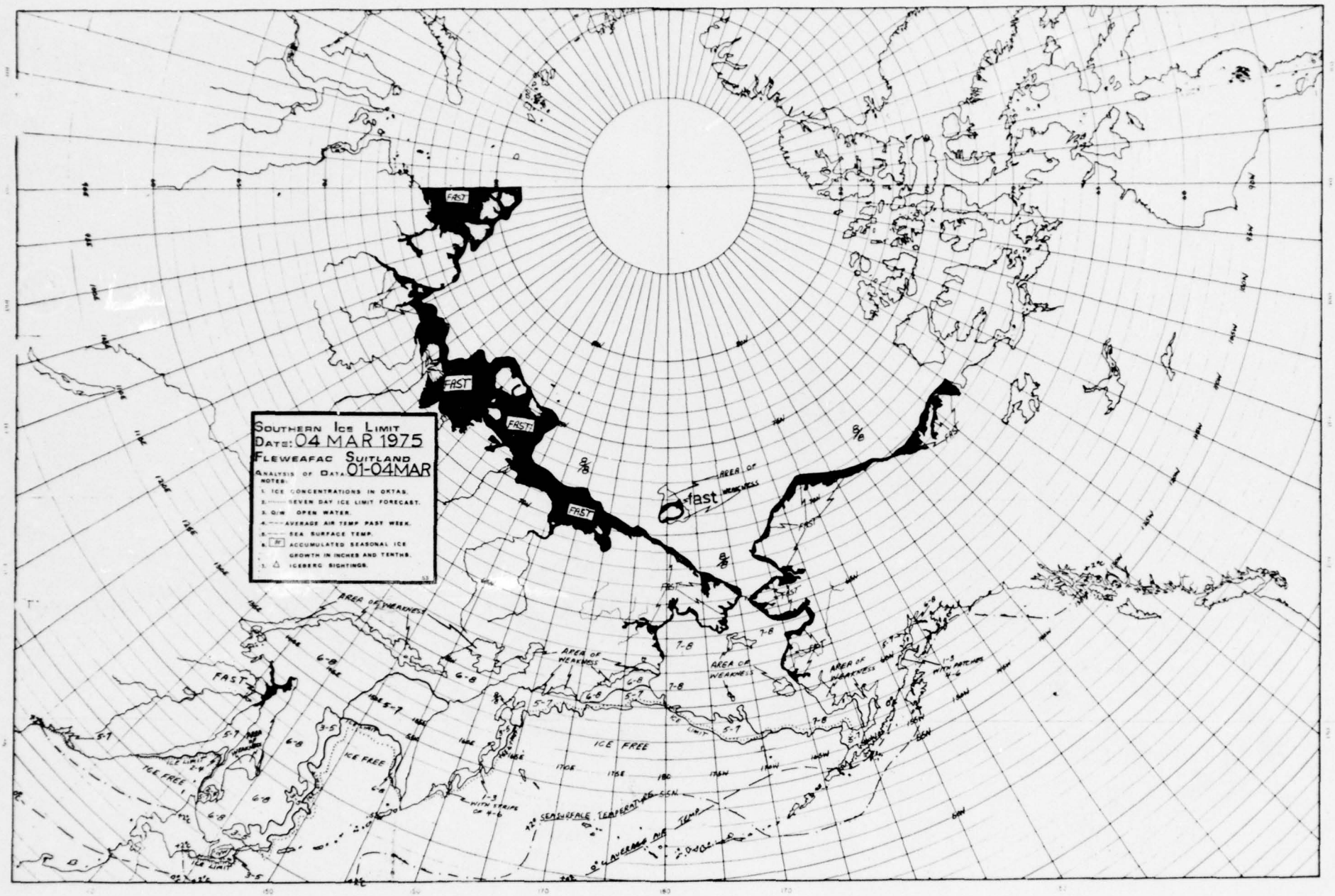
SOUTHERN ICE LIMIT
DATE: 04 MAR 1975
FLEWEAFAC SUITLAND
ANALYSIS OF DATA 01-04MAR
NOTES:
1. ICE CONCENTRATIONS IN OKTAS.
2. ------ SEVEN DAY ICE LIMIT FORECAST.
3. O/W OPEN WATER.
4. ---- AVERAGE AIR TEMP PAST WEEK.
5. ---- SEA SURFACE TEMP.
6. W ACCUMULATED SEASONAL ICE GROWTH IN INCHES AND TENTHS.
7. △ ICEBERG SIGHTINGS.
FAST
AREA OF WEAKNESS
ICE FREE
7-8
6-8
5-7
3-5
1-3 WITH STRIPE OR 4-6
SEA SURFACE TEMPERATURE
AVERAGE AIR TEMP

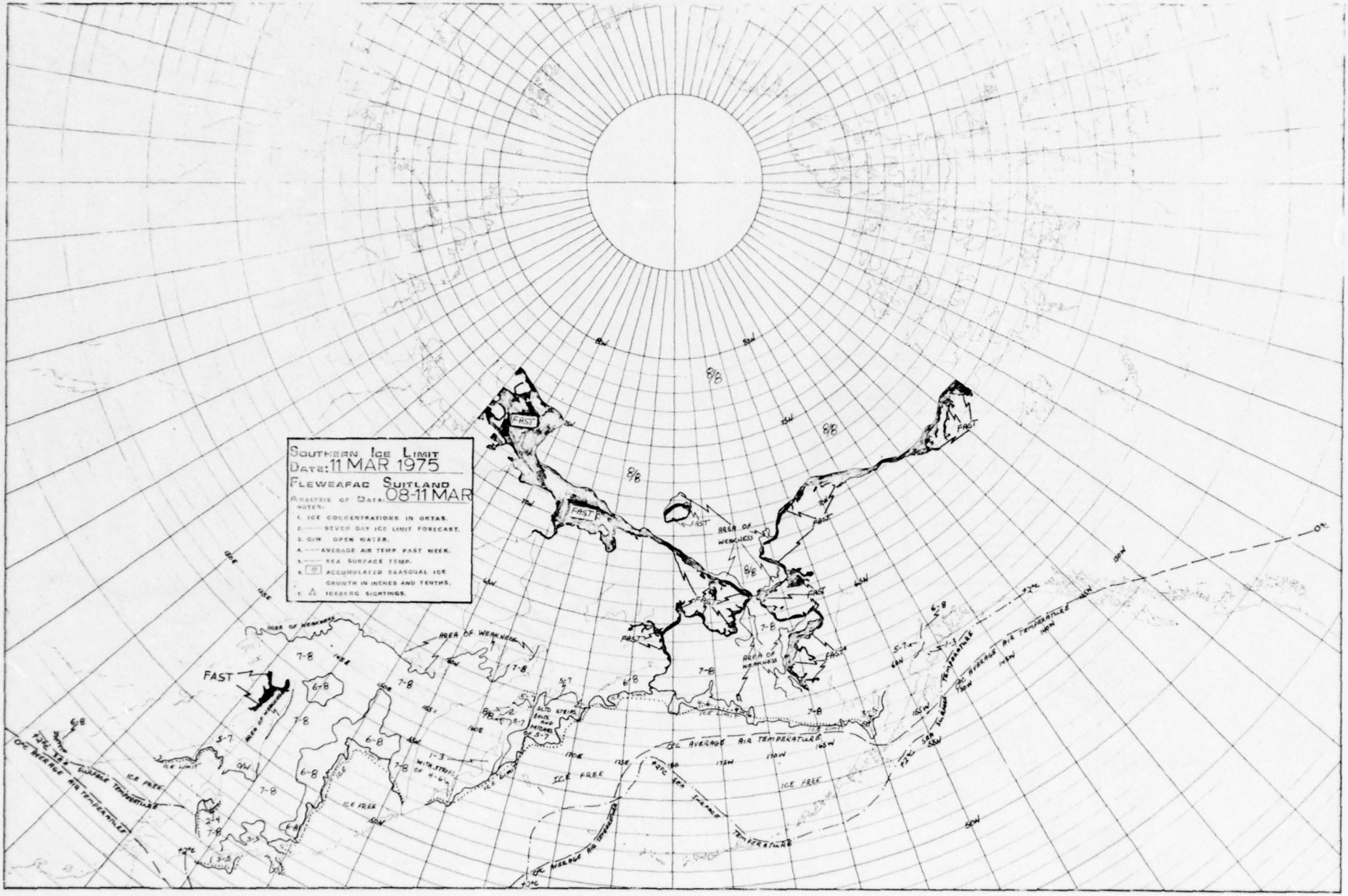
SOUTHERN ICE LIMIT
DATE: 11 MAR 1975
FLEWEAPAC SUITLAND
ANALYSIS OF DATA 08-11 MAR
NOTES:
1. ICE CONCENTRATIONS IN OKTAS.
2. ------ SEVEN DAY ICE LIMIT FORECAST.
3. O/W OPEN WATER.
4. ---- AVERAGE AIR TEMP. PAST WEEK.
5. ---- SEA SURFACE TEMP.
6. [9] ACCUMULATED SEASONAL ICE GROWTH IN INCHES AND TENTHS.
7. △ ICEBERG SIGHTINGS.
FAST
AREA OF WEAKNESS
ICE FREE
ICE LIMIT
AVERAGE AIR TEMPERATURE
SEA TEMPERATURE
O/W

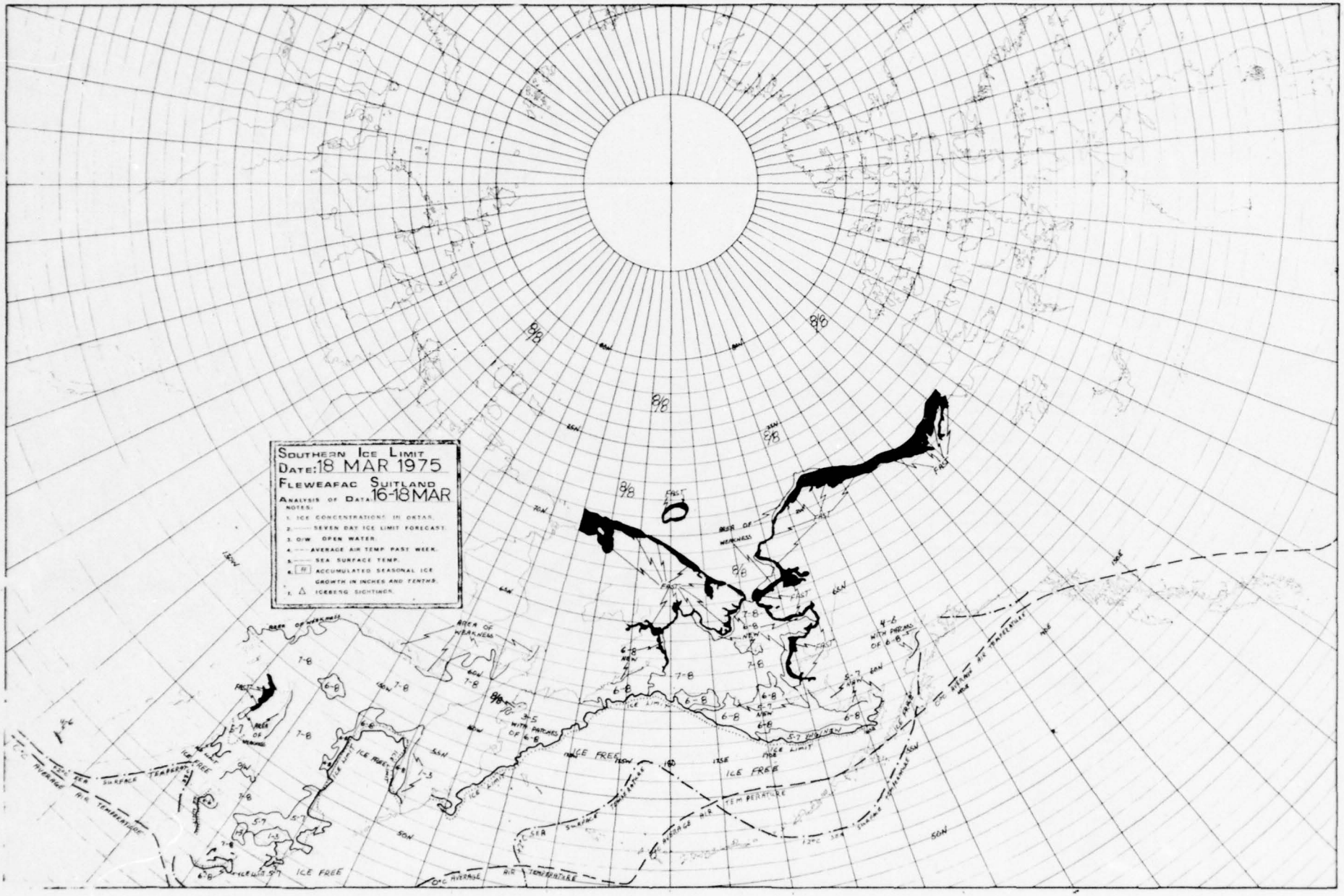
SOUTHERN ICE LIMIT
DATE: 18 MAR 1975
FLEWEAFAC SUITLAND
ANALYSIS OF DATA: 16-18 MAR
NOTES:
1. ICE CONCENTRATIONS IN OKTAS.
2. SEVEN DAY ICE LIMIT FORECAST.
3. O/W OPEN WATER.
4. AVERAGE AIR TEMP PAST WEEK.
5. SEA SURFACE TEMP.
6. [H] ACCUMULATED SEASONAL ICE GROWTH IN INCHES AND TENTHS.
7. △ ICEBERG SIGHTINGS.
ICE FREE
FAST
AREA OF WEAKNESS
ICE LIMIT
SEA SURFACE TEMPERATURE
AVERAGE AIR TEMPERATURE

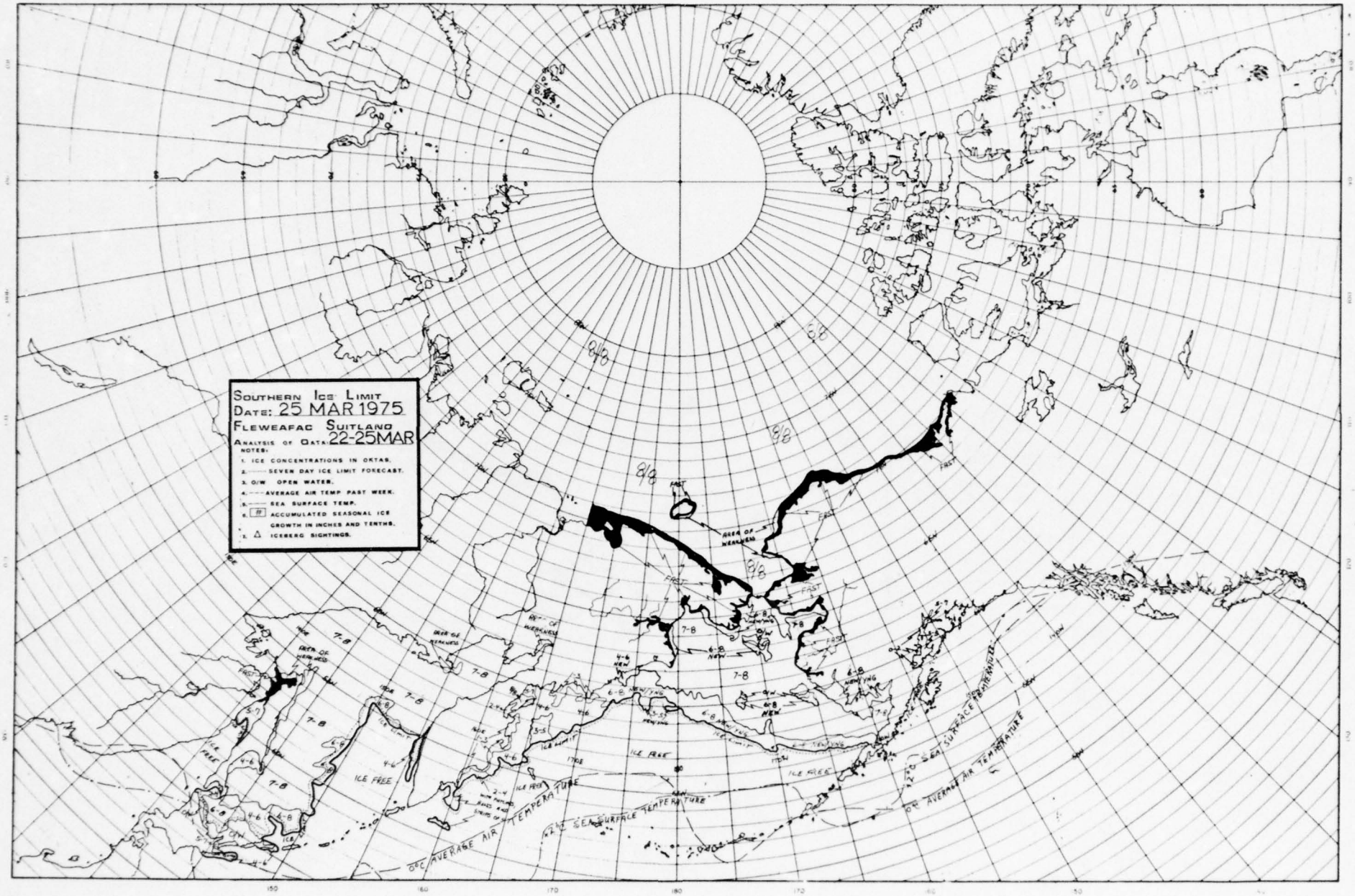
SOUTHERN ICE LIMIT
DATE: 25 MAR 1975
FLEWEAFAC SUITLAND
ANALYSIS OF DATA: 22-25MAR
NOTES:
1. ICE CONCENTRATIONS IN OKTAS.
2. SEVEN DAY ICE LIMIT FORECAST.
3. O/W OPEN WATER.
4. AVERAGE AIR TEMP PAST WEEK.
5. SEA SURFACE TEMP.
6. ACCUMULATED SEASONAL ICE GROWTH IN INCHES AND TENTHS.
7. ICEBERG SIGHTINGS.
AREA OF WEAKNESS
ICE FREE
ICE LIMIT
0°C AVERAGE AIR TEMPERATURE
+2°C SEA SURFACE TEMPERATURE
150
160
170
180
170
160
150

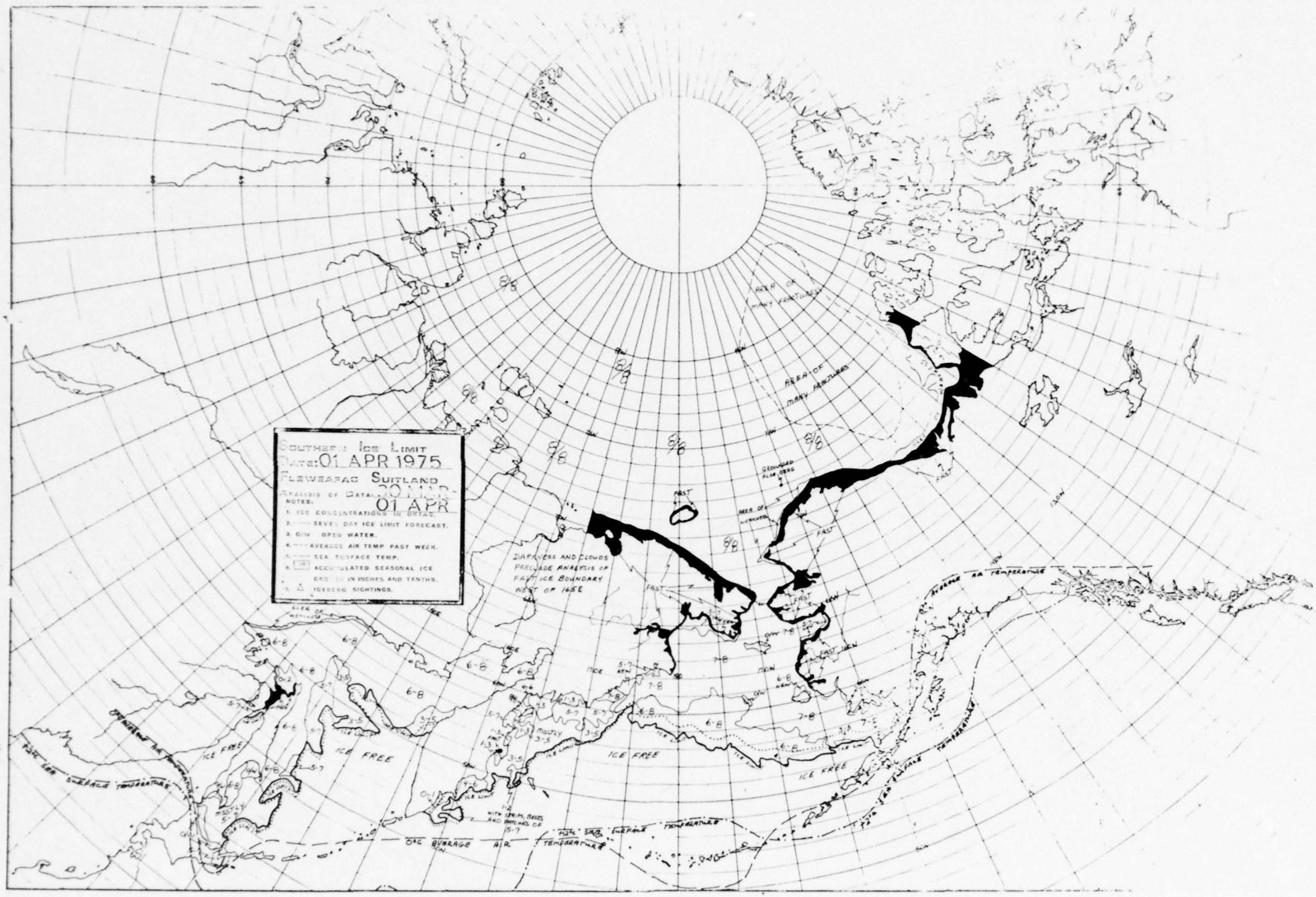

SOUTHERN ICE LIMIT
DATE: 01 APR 1975
FLEWEAFAC SUITLAND
ANALYSIS OF DATA: 30 MAR-01 APR
NOTES:
1. ICE CONCENTRATIONS IN OKTAS.
2. SEVEN DAY ICE LIMIT FORECAST.
3. O/W OPEN WATER.
4. AVERAGE AIR TEMP PAST WEEK.
5. SEA SURFACE TEMP.
6. ACCUMULATED SEASONAL ICE GROWTH IN INCHES AND TENTHS.
7. ICEBERG SIGHTINGS.
DARKNESS AND CLOUDS PRECLUDE ANALYSIS OF FAST ICE BOUNDARY WEST OF 165E
AREA OF MANY FRACTURES
ICE FREE
FAST

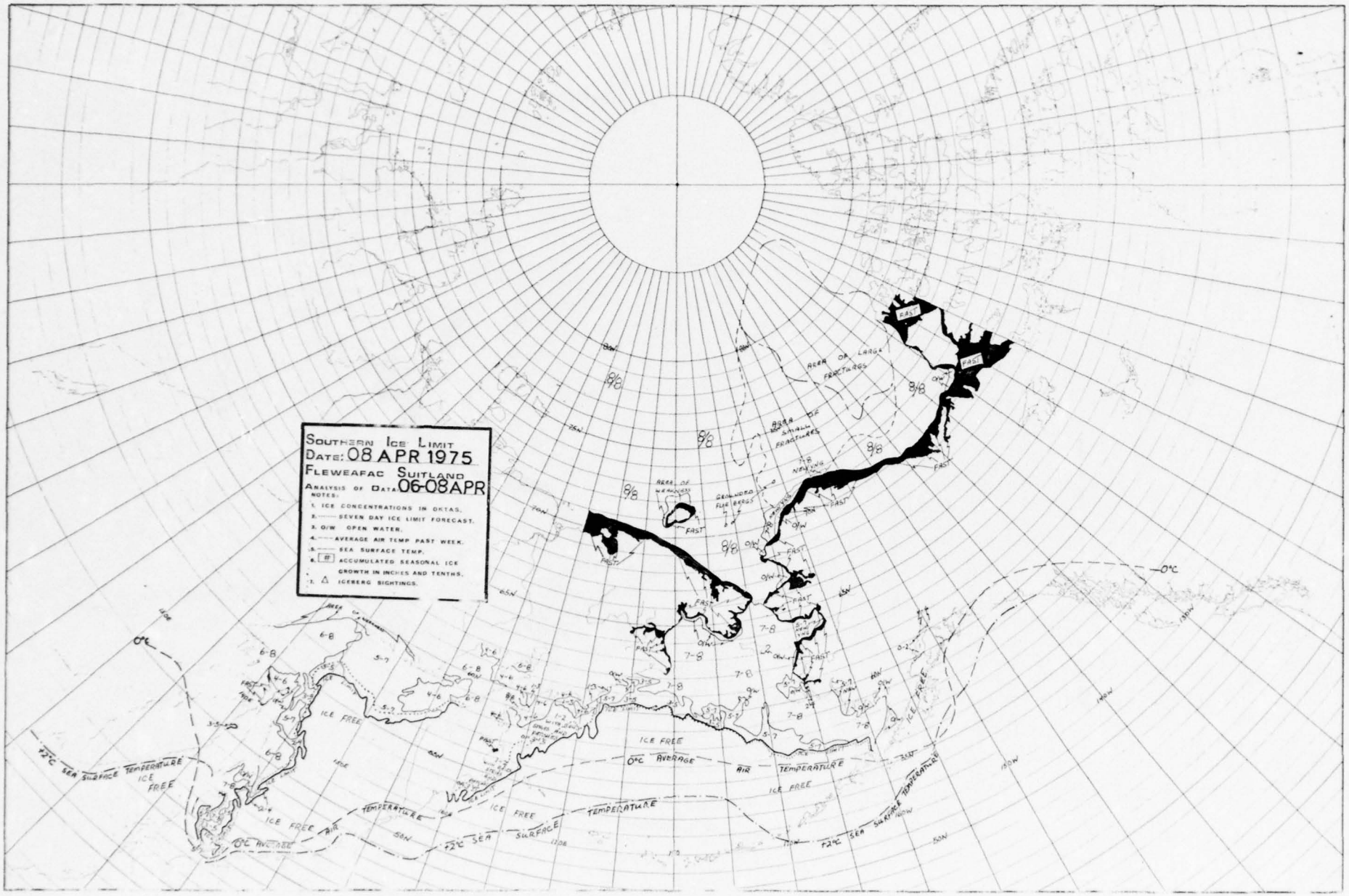
SOUTHERN ICE LIMIT
DATE: 08 APR 1975
FLEWEAFAC SUITLAND
ANALYSIS OF DATA 06-08 APR
NOTES:
1. ICE CONCENTRATIONS IN OKTAS.
2. SEVEN DAY ICE LIMIT FORECAST.
3. O/W OPEN WATER.
4. AVERAGE AIR TEMP PAST WEEK.
5. SEA SURFACE TEMP.
6. # ACCUMULATED SEASONAL ICE GROWTH IN INCHES AND TENTHS.
7. △ ICEBERG SIGHTINGS.
AREA OF LARGE FRACTURES
AREA OF SMALL FRACTURES
AREA OF WEAKNESS
GROUNDED FLOE BERGS
NEWING
FAST
ICE FREE
0°C AVERAGE AIR TEMPERATURE
+2°C SEA SURFACE TEMPERATURE
0°C

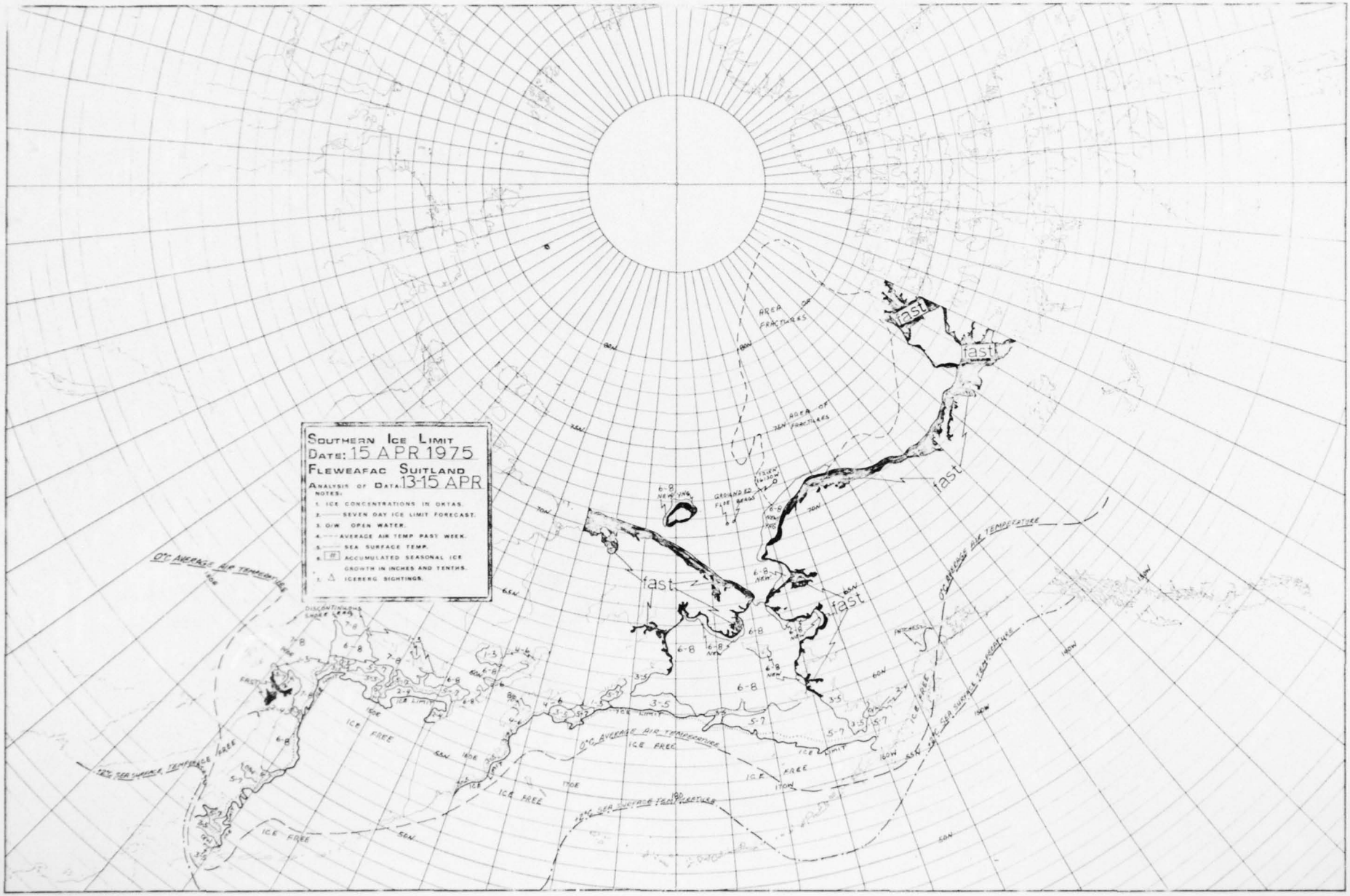
SOUTHERN ICE LIMIT
DATE: 15 APR 1975
FLEWEAFAC SUITLAND
ANALYSIS OF DATA 13-15 APR
NOTES:
1. ICE CONCENTRATIONS IN OKTAS.
2. —— SEVEN DAY ICE LIMIT FORECAST.
3. O/W OPEN WATER.
4. ---- AVERAGE AIR TEMP PAST WEEK.
5. —— SEA SURFACE TEMP.
6. ACCUMULATED SEASONAL ICE GROWTH IN INCHES AND TENTHS.
7. △ ICEBERG SIGHTINGS.
fast
ICE FREE
ICE LIMIT
AREA OF FRACTURES
0°C AVERAGE AIR TEMPERATURE
10°C SEA SURFACE TEMPERATURE

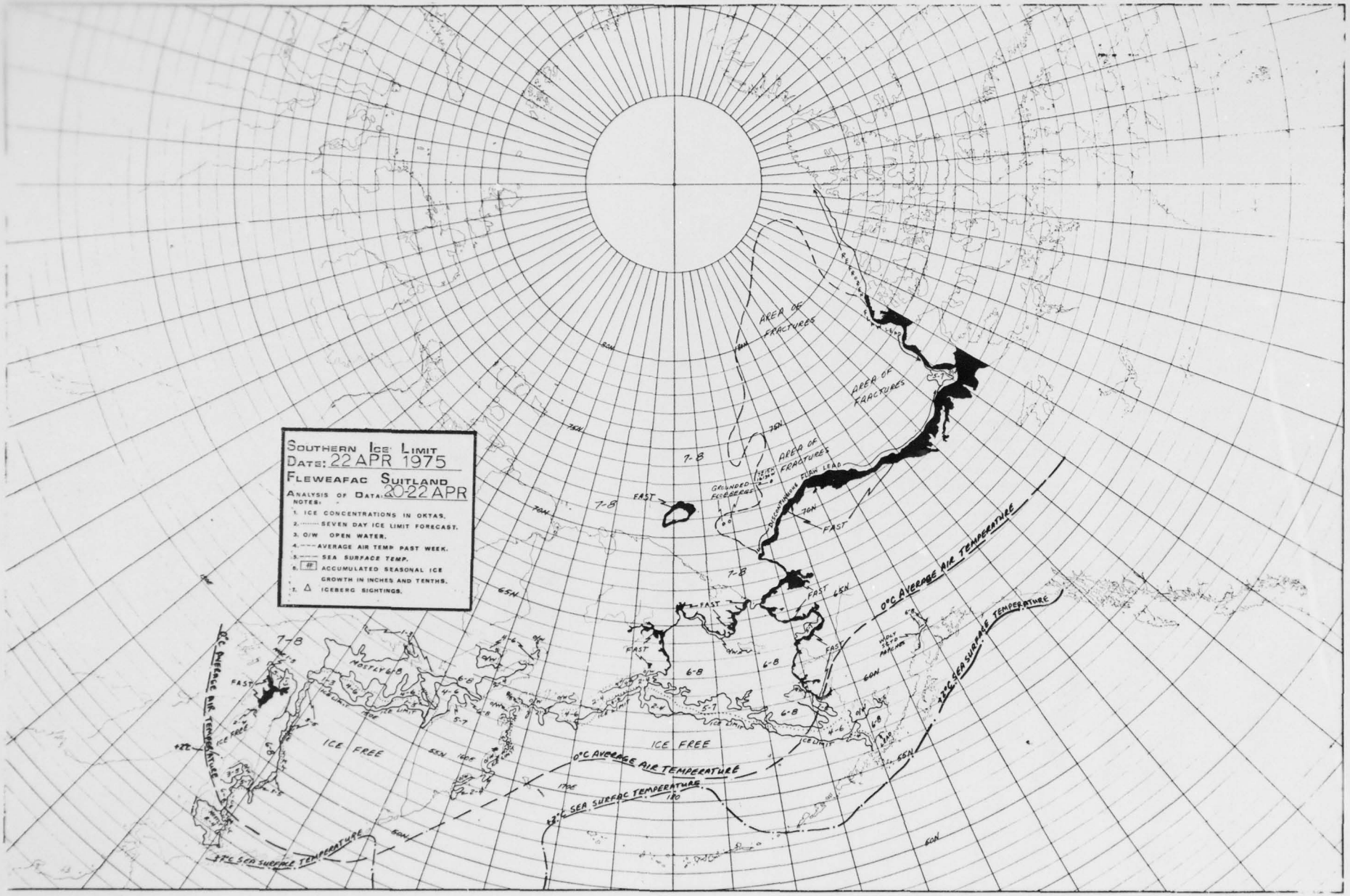
SOUTHERN ICE LIMIT
DATE: 22 APR 1975
FLEWEAFAC SUITLAND
ANALYSIS OF DATA: 20-22 APR
NOTES:
1. ICE CONCENTRATIONS IN OKTAS.
2. SEVEN DAY ICE LIMIT FORECAST.
3. O/W OPEN WATER.
4. AVERAGE AIR TEMP PAST WEEK.
5. SEA SURFACE TEMP.
6. # ACCUMULATED SEASONAL ICE GROWTH IN INCHES AND TENTHS.
7. △ ICEBERG SIGHTINGS.
AREA OF FRACTURES
AREA OF FRACTURES
AREA OF FRACTURES
GROUNDED FLOEBERGS
DISCONTINUOUS FLAW LEAD
FAST
7-8
6-8
5-7
MOSTLY 6-8
ICE FREE
ICE FREE
0°C AVERAGE AIR TEMPERATURE
0°C AVERAGE AIR TEMPERATURE
+2°C SEA SURFACE TEMPERATURE
+2°C SEA SURFACE TEMPERATURE
+2°C SEA SURFACE TEMPERATURE
0°C AVERAGE AIR TEMPERATURE
WIDELY SEPD PATCHES
80N
75N
70N
65N
60N
55N
170E
180

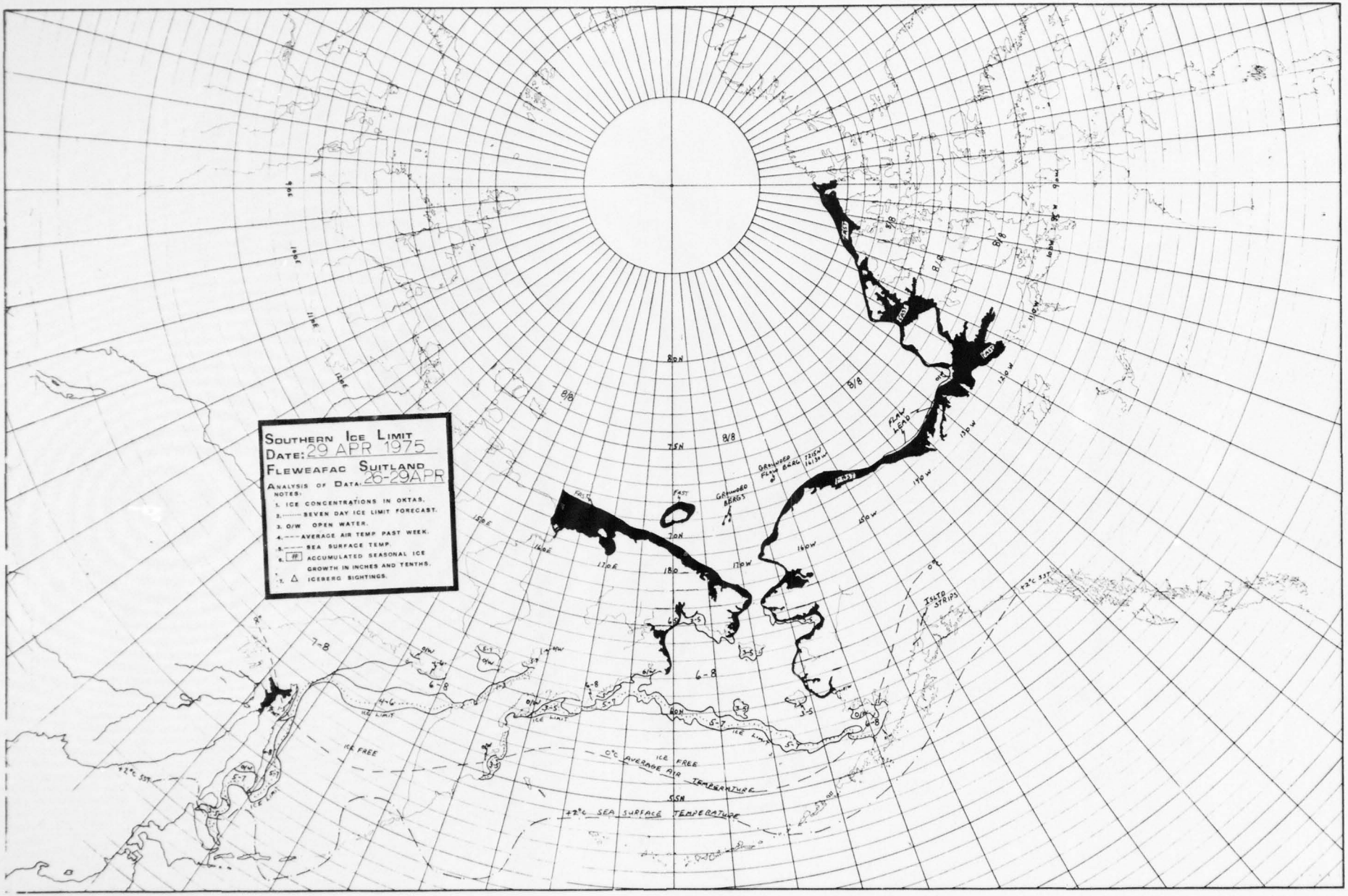
SOUTHERN ICE LIMIT
DATE: 29 APR 1975
FLEWEAFAC SUITLAND
ANALYSIS OF DATA: 26-29APR
NOTES:
1. ICE CONCENTRATIONS IN OKTAS.
2. SEVEN DAY ICE LIMIT FORECAST.
3. O/W OPEN WATER.
4. AVERAGE AIR TEMP PAST WEEK.
5. SEA SURFACE TEMP.
6. # ACCUMULATED SEASONAL ICE GROWTH IN INCHES AND TENTHS.
7. △ ICEBERG SIGHTINGS.
FAST
FLAW LEAD
GROUNDED BERGS
GROUNDED FLAW BERG
ISLTD STRIPS
ICE LIMIT
ICE FREE
0°C AVERAGE AIR TEMPERATURE
+2°C SEA SURFACE TEMPERATURE
80N
75N
70N
65N
60N
55N
150E
160E
170E
180
170W
160W
150W
140W
130W
120W
110W
100E
90E
8/8
7-8
6-8
5-7
4-6
3-5
O/W

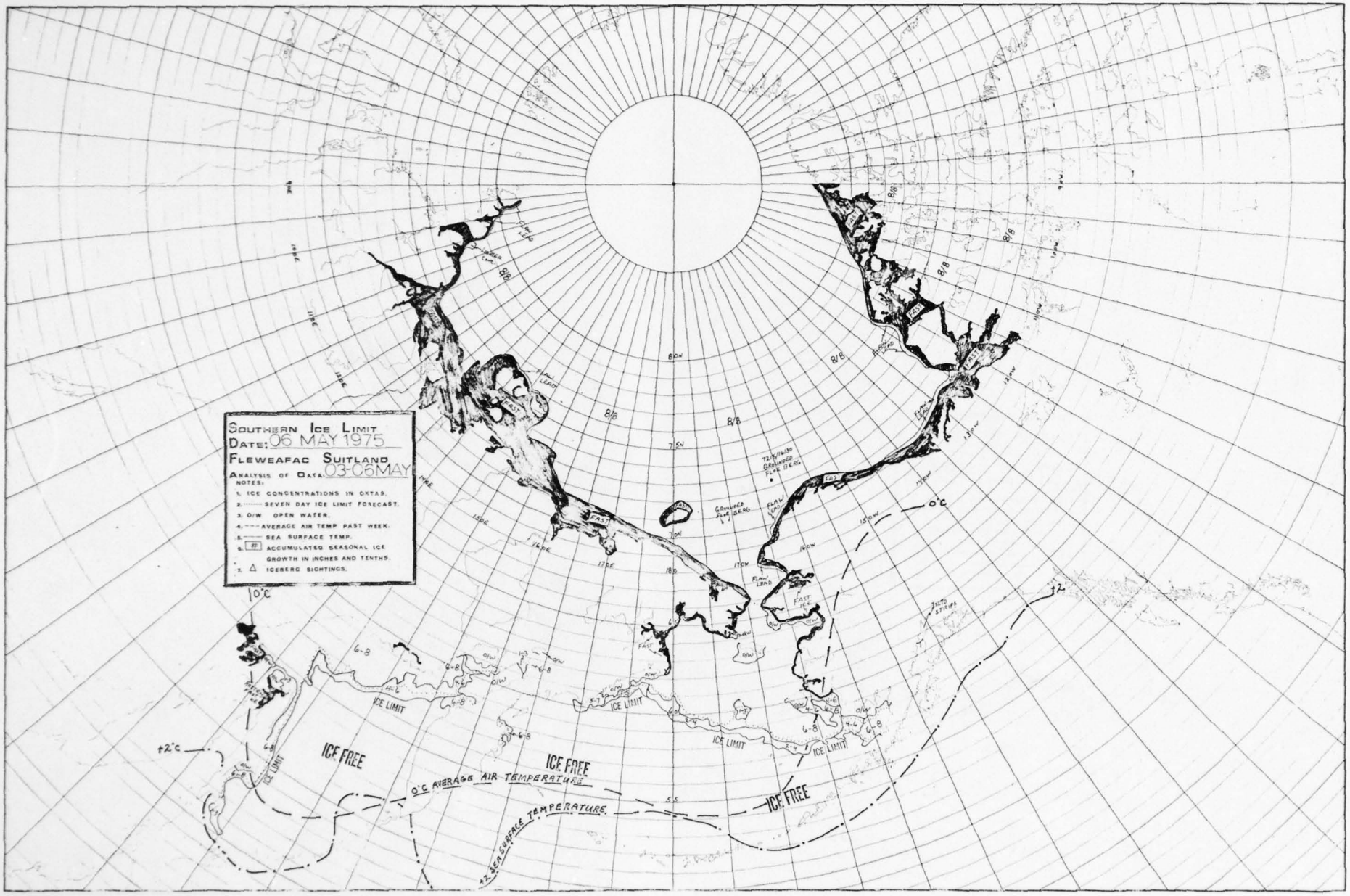
SOUTHERN ICE LIMIT
DATE: 06 MAY 1975
FLEWEAFAC SUITLAND
ANALYSIS OF DATA: 03-06MAY
NOTES:
1. ICE CONCENTRATIONS IN OKTAS.
2. SEVEN DAY ICE LIMIT FORECAST.
3. O/W OPEN WATER.
4. AVERAGE AIR TEMP PAST WEEK.
5. SEA SURFACE TEMP.
6. # ACCUMULATED SEASONAL ICE GROWTH IN INCHES AND TENTHS.
7. △ ICEBERG SIGHTINGS.
ICE LIMIT
ICE FREE
0°C AVERAGE AIR TEMPERATURE
+2 SEA SURFACE TEMPERATURE
FAST
FLAW LEAD
FAST ICE
GROUNDED FLOE BERG
ISLTD STRIPS
10°C
+2°C
0°C
8/8
6-8
O/W

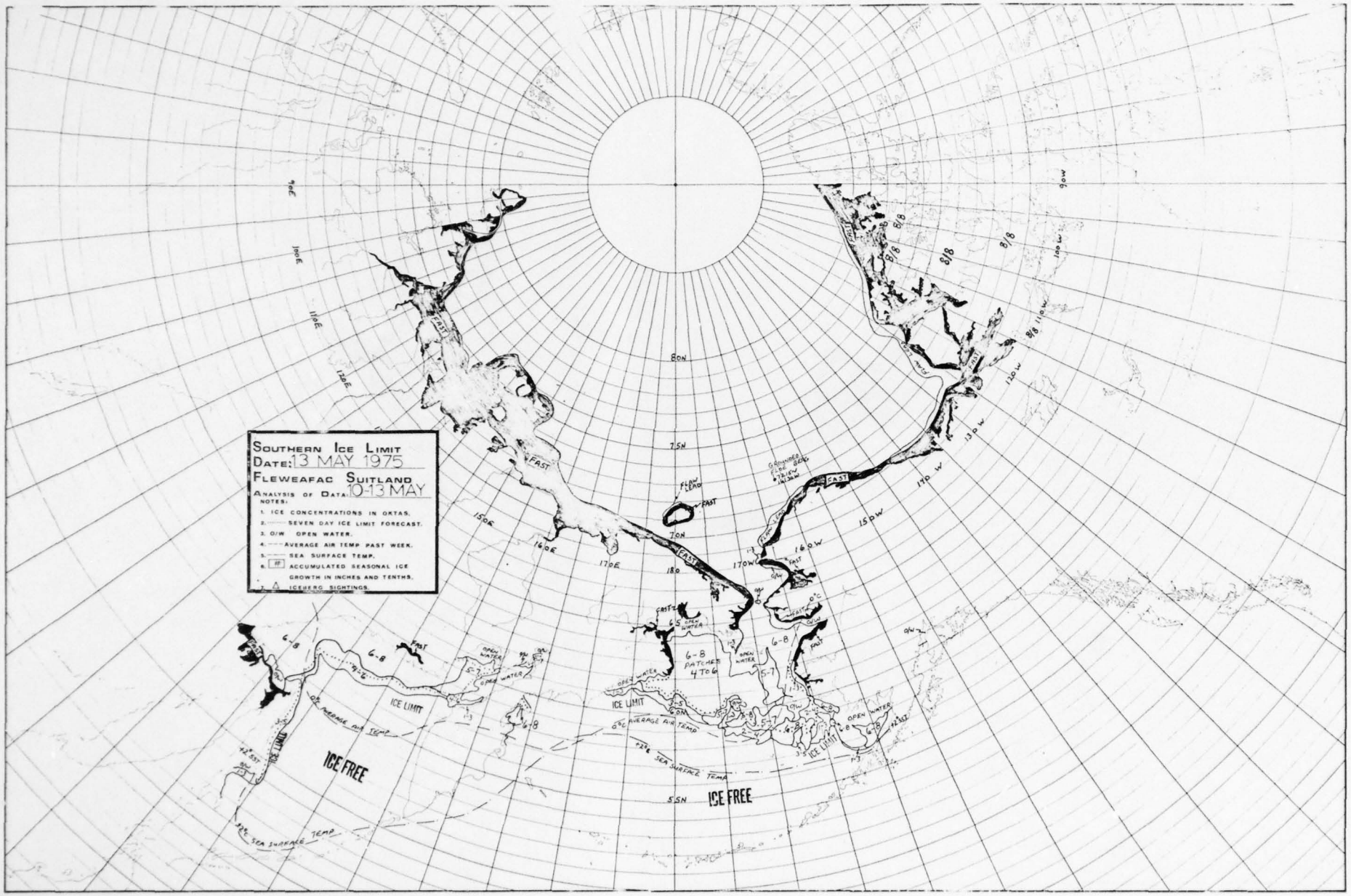
SOUTHERN ICE LIMIT
DATE: 13 MAY 1975
FLEWEAFAC SUITLAND
ANALYSIS OF DATA: 10-13 MAY
NOTES:
1. ICE CONCENTRATIONS IN OKTAS.
2. SEVEN DAY ICE LIMIT FORECAST.
3. O/W OPEN WATER.
4. AVERAGE AIR TEMP PAST WEEK.
5. SEA SURFACE TEMP.
6. # ACCUMULATED SEASONAL ICE GROWTH IN INCHES AND TENTHS.
7. △ ICEBERG SIGHTINGS.
ICE FREE
ICE LIMIT
FAST
FLAW LEAD
OPEN WATER
6-8 PATCHES 4 TO 6
AVERAGE AIR TEMP
SEA SURFACE TEMP
80N
75N
70N
55N
150E
160E
170E
180
170W
160W
150W
140W
130W
120W
110W
100W
90W
100E
110E
120E
90E

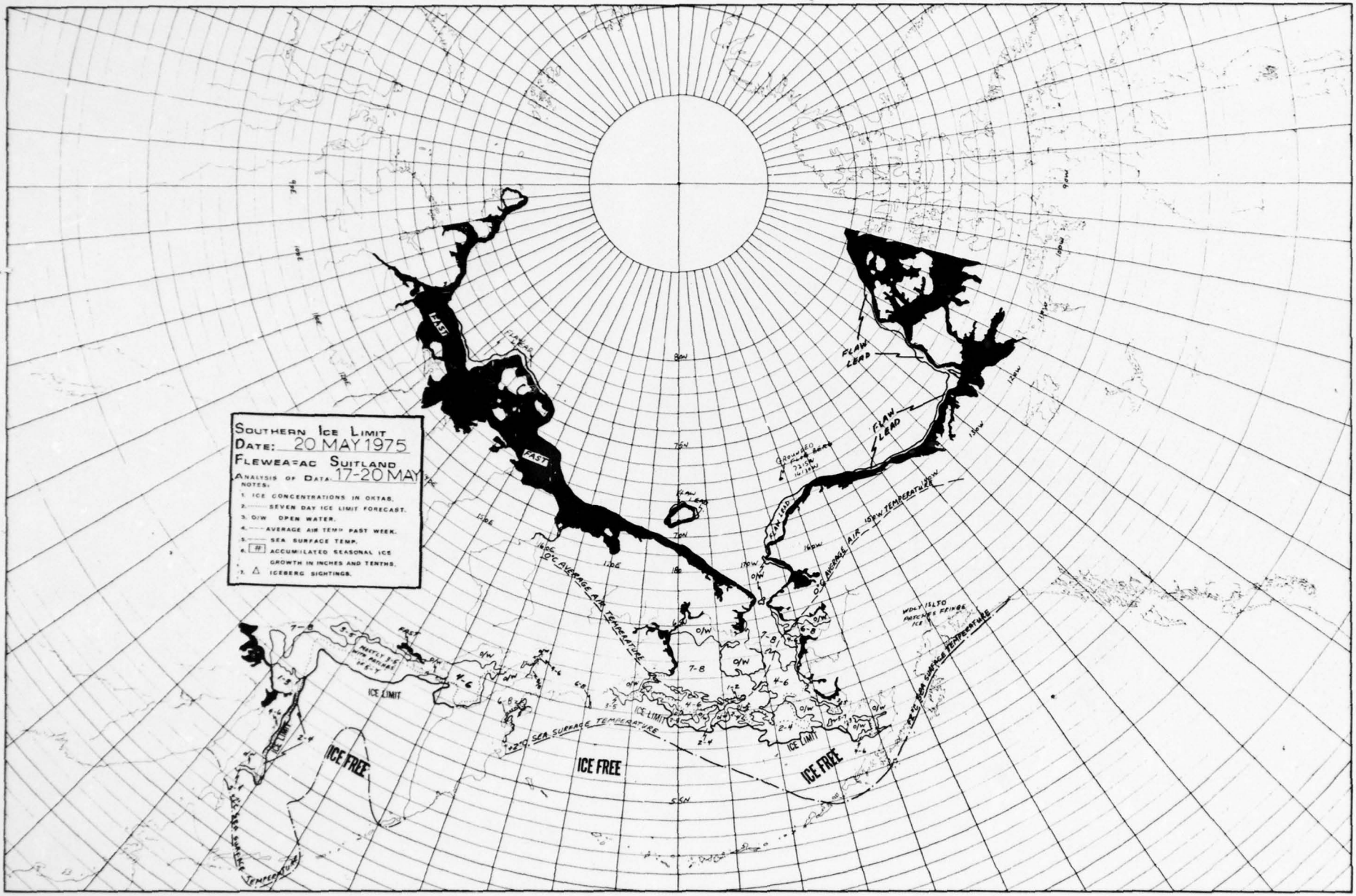
SOUTHERN ICE LIMIT
DATE: 20 MAY 1975
FLEWEAFAC SUITLAND
ANALYSIS OF DATA: 17-20 MAY
NOTES:
1. ICE CONCENTRATIONS IN OKTAS.
2. SEVEN DAY ICE LIMIT FORECAST.
3. O/W OPEN WATER.
4. AVERAGE AIR TEMP PAST WEEK.
5. SEA SURFACE TEMP.
6. # ACCUMULATED SEASONAL ICE GROWTH IN INCHES AND TENTHS.
7. △ ICEBERG SIGHTINGS.
FAST
FLAW LEAD
ICE LIMIT
ICE FREE
0°C AVERAGE AIR TEMPERATURE
+2°C SEA SURFACE TEMPERATURE
WDLY ISLTD PATCHES FRINGE ICE

SOUTHERN ICE LIMIT
DATE: 27 MAY 1975
FLEWEAFAC SUITLAND
ANALYSIS OF DATA: 25-27TH
NOTES:
1. ICE CONCENTRATIONS IN OKTAS.
2. SEVEN DAY ICE LIMIT FORECAST.
3. O/W OPEN WATER.
4. AVERAGE AIR TEMP PAST WEEK.
5. SEA SURFACE TEMP.
6. # ACCUMULATED SEASONAL ICE GROWTH IN INCHES AND TENTHS.
7. △ ICEBERG SIGHTINGS.
FAST
FLAW LEAD
OPEN WATER
ICE FREE
ICE LIMIT
0°C AVERAGE AIR TEMPERATURE
+2°C SEA SURFACE TEMPERATURE
80N
75N
70N
65N
55N
90E
100E
110E
120E
150E
160E
170E
180
170W
160W
150W
140W
130W
120W
110W
100W

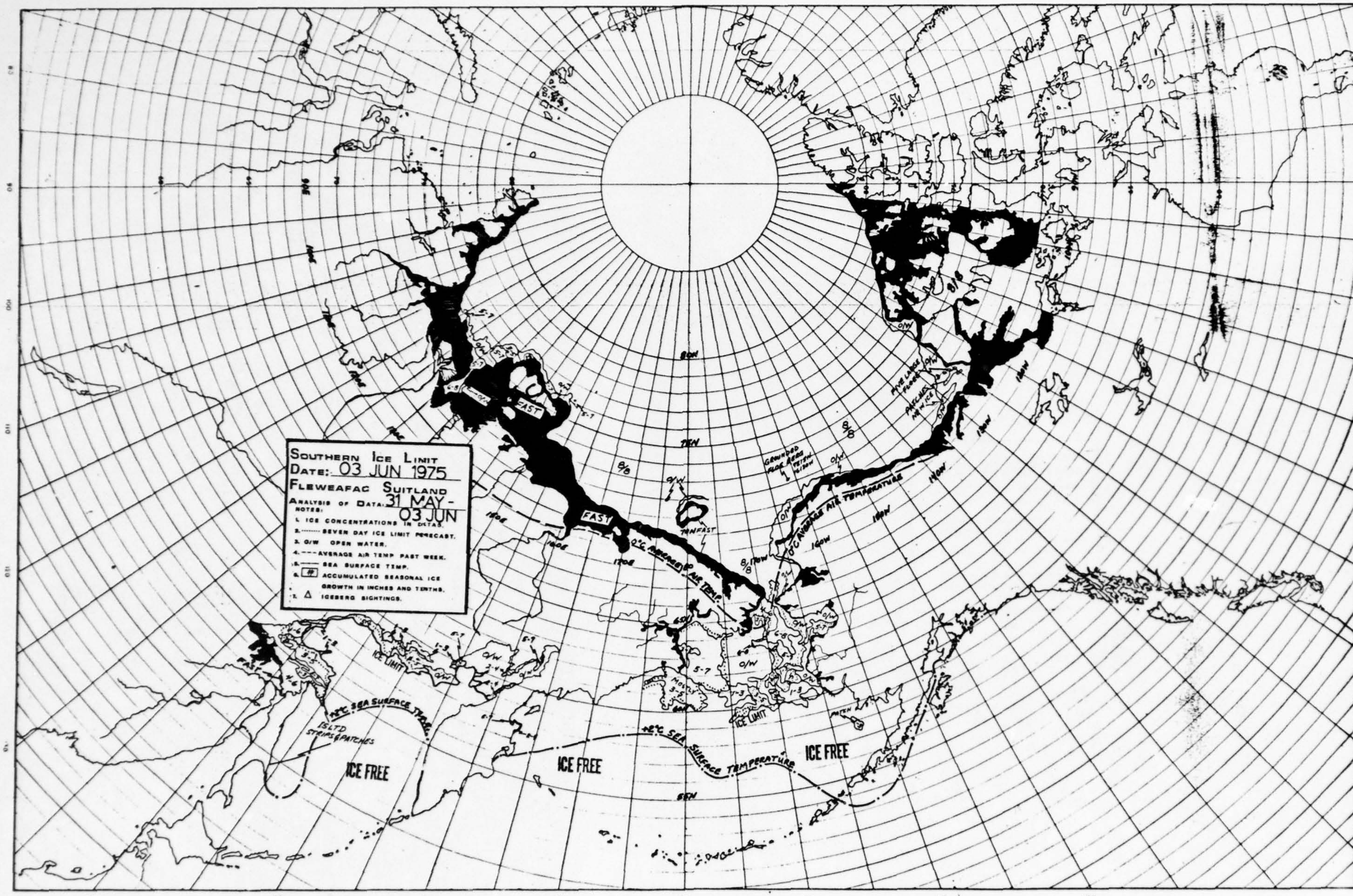
SOUTHERN ICE LIMIT
DATE: 03 JUN 1975
FLEWEAFAC SUITLAND
ANALYSIS OF DATA: 31 MAY - 03 JUN
NOTES:
1. ICE CONCENTRATIONS IN OKTAS.
2. .... SEVEN DAY ICE LIMIT FORECAST.
3. O/W OPEN WATER.
4. ---- AVERAGE AIR TEMP PAST WEEK.
5. —— SEA SURFACE TEMP.
6. # ACCUMULATED SEASONAL ICE GROWTH IN INCHES AND TENTHS.
7. △ ICEBERG SIGHTINGS.
FAST
ICE FREE
ICE LIMIT
0°C AVERAGE AIR TEMPERATURE
+2°C SEA SURFACE TEMPERATURE
ISLTD STRIPS&PATCHES

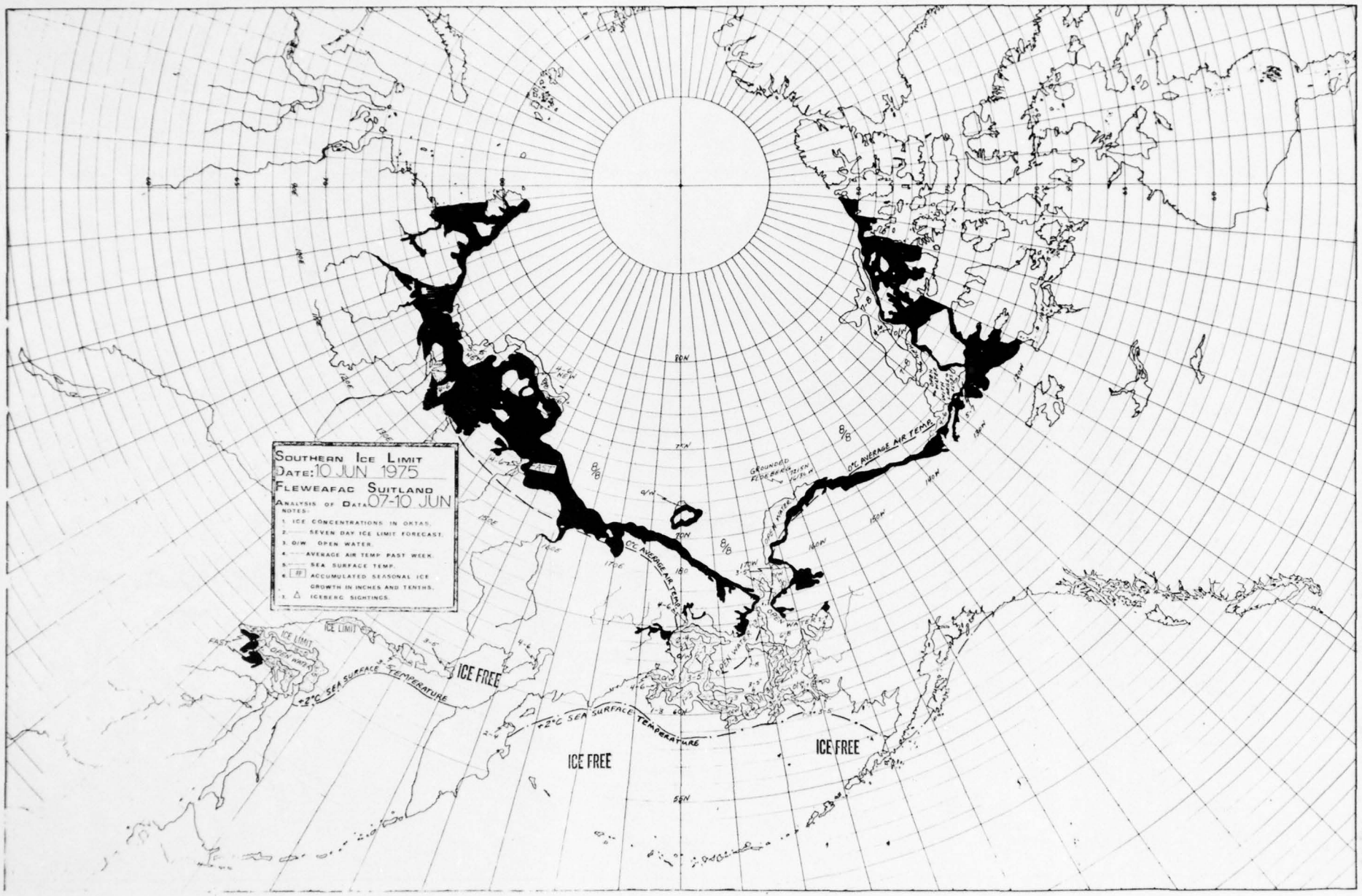
SOUTHERN ICE LIMIT
DATE: 10 JUN 1975
FLEWEAFAC SUITLAND
ANALYSIS OF DATA 07-10 JUN
NOTES:
1. ICE CONCENTRATIONS IN OKTAS.
2. SEVEN DAY ICE LIMIT FORECAST.
3. O/W OPEN WATER.
4. AVERAGE AIR TEMP PAST WEEK.
5. SEA SURFACE TEMP.
6. ACCUMULATED SEASONAL ICE GROWTH IN INCHES AND TENTHS.
7. ICEBERG SIGHTINGS.
0°C AVERAGE AIR TEMP.
+2°C SEA SURFACE TEMPERATURE
ICE FREE
ICE LIMIT
OPEN WATER
FAST
GROUNDED FLOEBERG
8/8
80N
75N
70N
55N
140W
150W
160W
170W
180
170E
160E
150E
140E
130E
120E
110E
100E

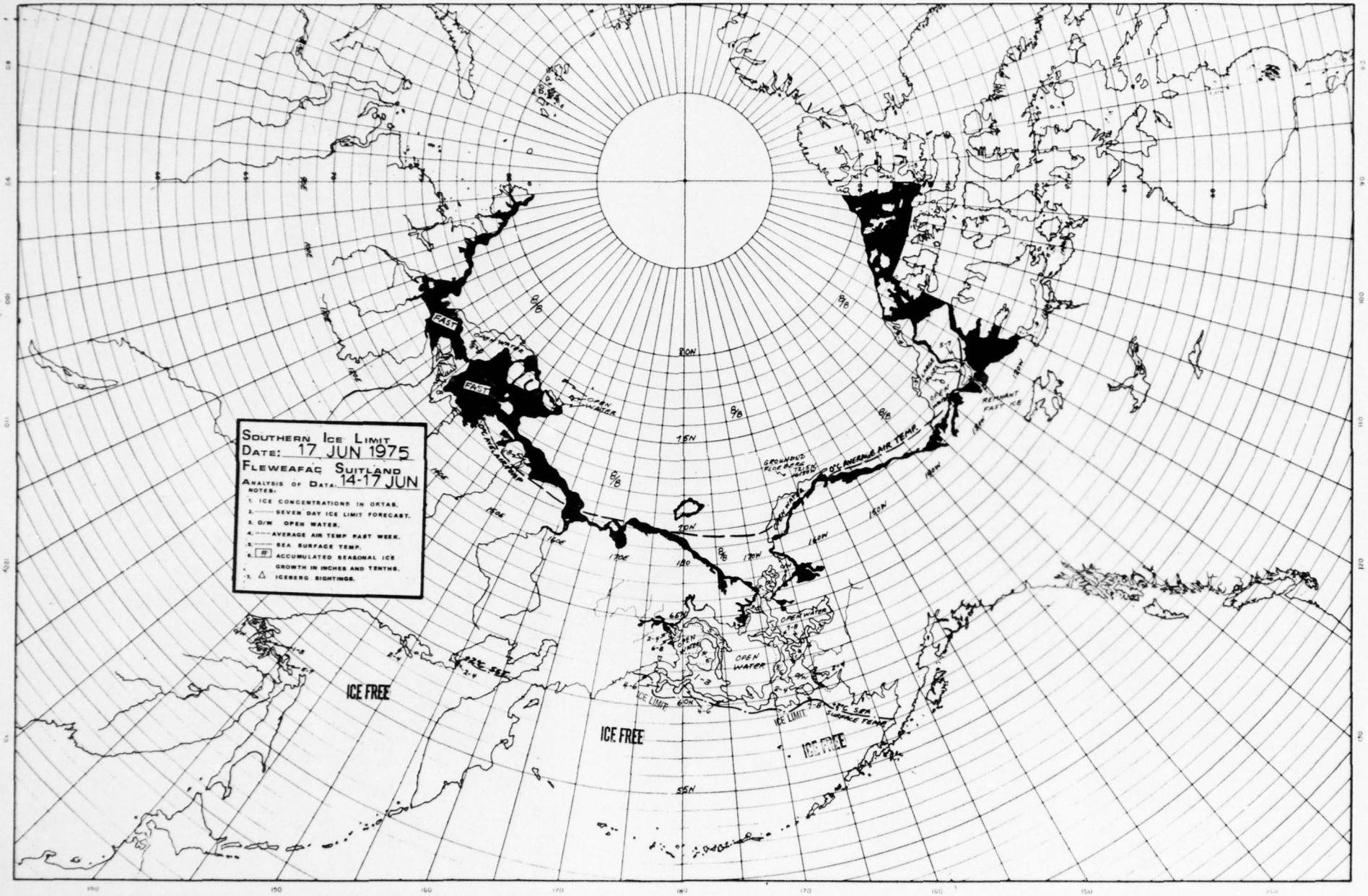
SOUTHERN ICE LIMIT
DATE: 17 JUN 1975
FLEWEAFAC SUITLAND
ANALYSIS OF DATA: 14-17 JUN
NOTES:
1. ICE CONCENTRATIONS IN OKTAS.
2. SEVEN DAY ICE LIMIT FORECAST.
3. O/W OPEN WATER.
4. AVERAGE AIR TEMP PAST WEEK.
5. SEA SURFACE TEMP.
6. # ACCUMULATED SEASONAL ICE GROWTH IN INCHES AND TENTHS.
7. △ ICEBERG SIGHTINGS.
FAST
FAST
OPEN WATER
OPEN WATER
OPEN WATER
OPEN WATER
REMNANT FAST ICE
GROUNDED FLOE BERG
0°C AVERAGE AIR TEMP.
ICE FREE
ICE FREE
ICE FREE
ICE LIMIT
ICE LIMIT
SEA SURFACE TEMP
8/8
8/8
8/8
8/8
8/8
8/8
8/8
80N
75N
70N
65N
60N
55N
140
150
160
170
180
170
160
150
140

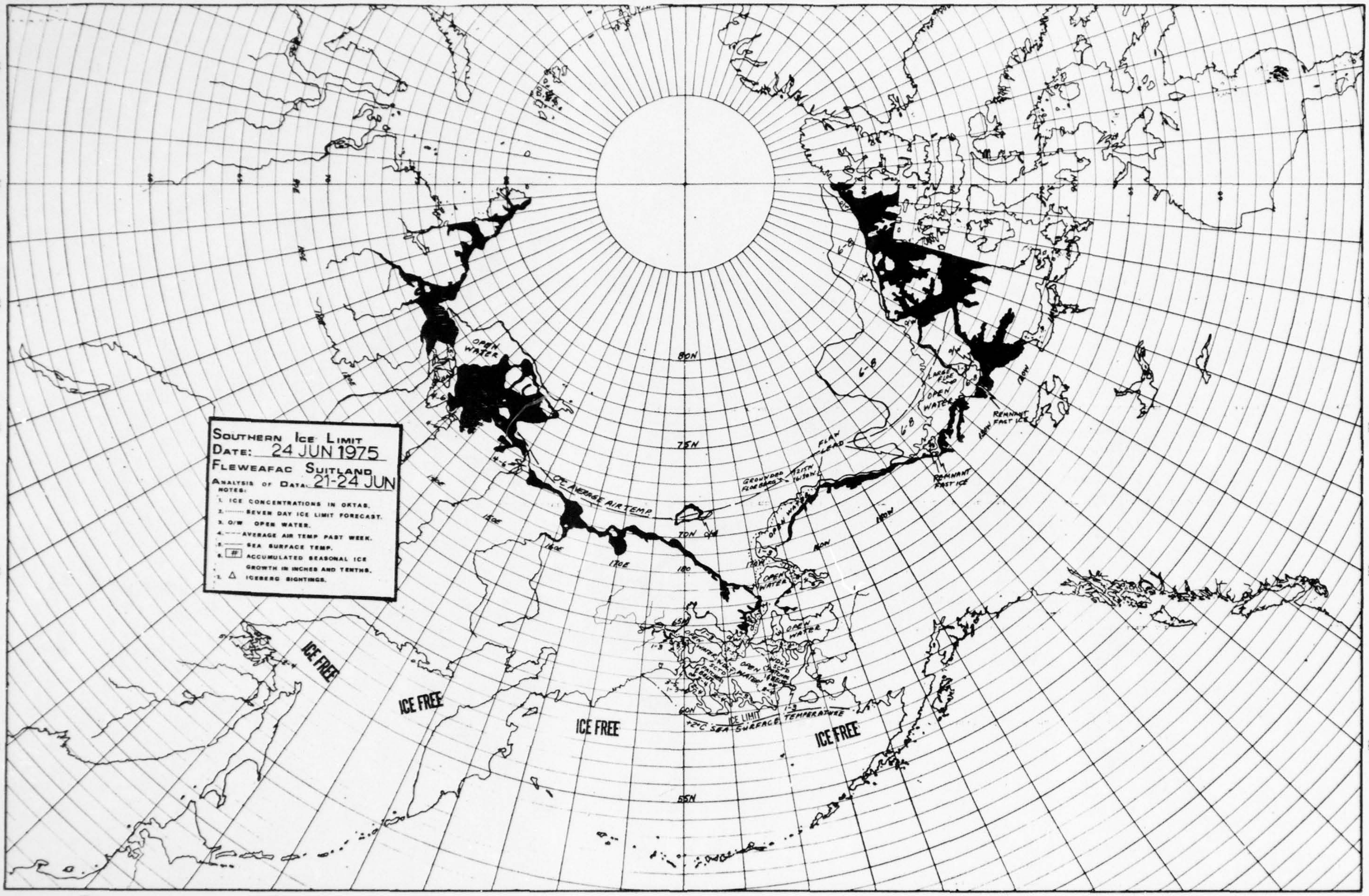
Southern Ice Limit
Date: 24 JUN 1975
Fleweafac Suitland
Analysis of Data: 21-24 JUN
Notes:
1. Ice concentrations in oktas.
2. ······· Seven day ice limit forecast.
3. O/W Open water.
4. ---- Average air temp past week.
5. —— Sea surface temp.
6. # Accumulated seasonal ice growth in inches and tenths.
7. △ Iceberg sightings.
ICE FREE
ICE FREE
ICE FREE
ICE FREE
OPEN WATER
0°C AVERAGE AIR TEMP
REMNANT FAST ICE
REMNANT FAST ICE
FLAW LEAD
ICE LIMIT
+2°C SEA SURFACE TEMPERATURE
80N
75N
70N
65N
60N
55N

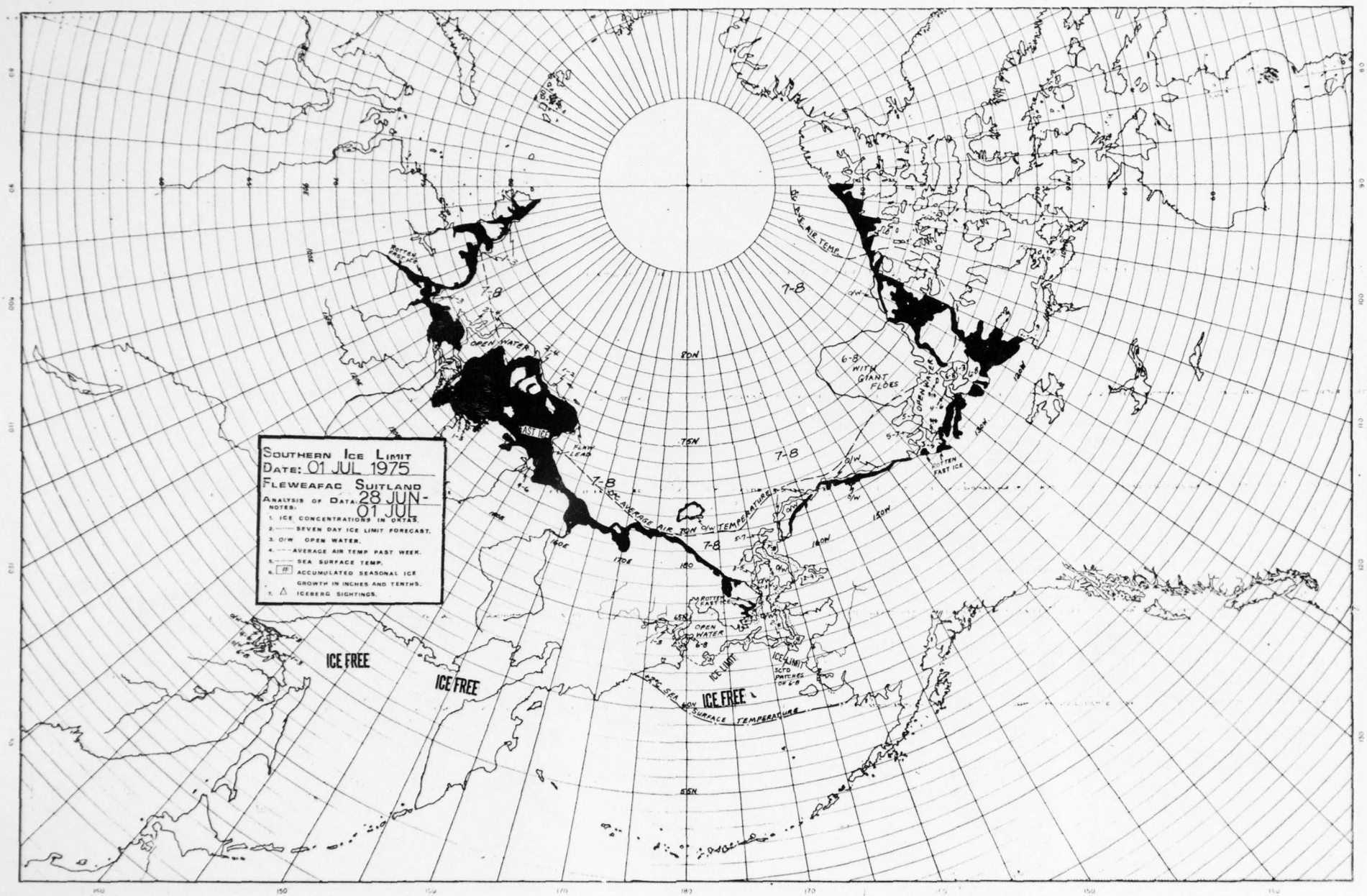
SOUTHERN ICE LIMIT
DATE: 01 JUL 1975
FLEWEAFAC SUITLAND
ANALYSIS OF DATA: 28 JUN-01 JUL
NOTES:
1. ICE CONCENTRATIONS IN OKTAS.
2. SEVEN DAY ICE LIMIT FORECAST.
3. O/W OPEN WATER.
4. AVERAGE AIR TEMP PAST WEEK.
5. SEA SURFACE TEMP.
6. ACCUMULATED SEASONAL ICE GROWTH IN INCHES AND TENTHS.
7. ICEBERG SIGHTINGS.
ICE FREE
ICE FREE
ICE FREE
ICE LIMIT
ICE LIMIT
OPEN WATER
OPEN WATER
FAST ICE
FLAW LEAD
ROTTEN FAST ICE
ROTTEN FAST ICE
ROTTEN FAST ICE
AVERAGE AIR TEMP.
AVERAGE AIR TEMPERATURE
SEA SURFACE TEMPERATURE
6-8 WITH GIANT FLOES
7-8
80N
75N
55N
160E
170E
180
150W
160W
170W
120W
130W

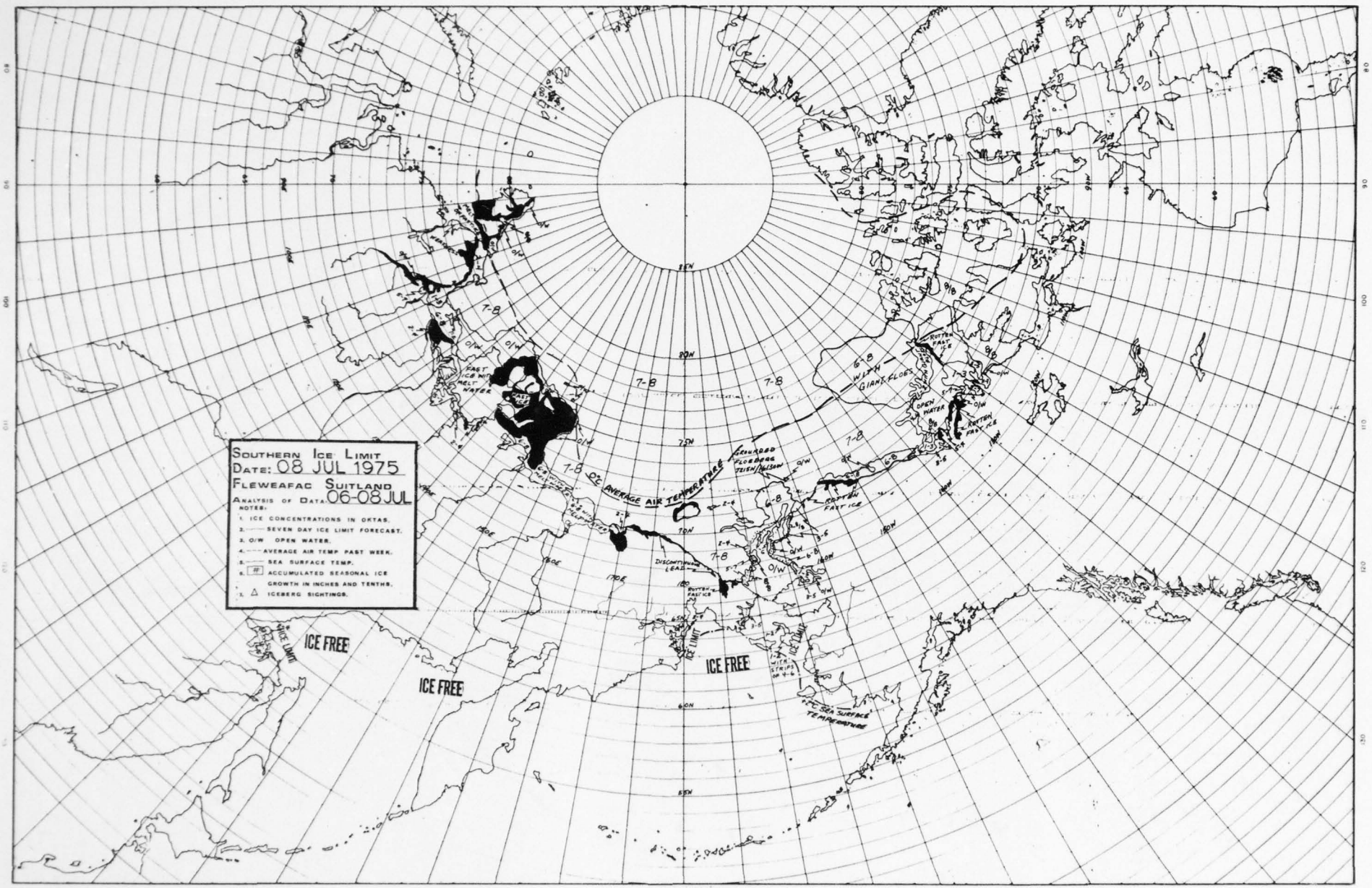
SOUTHERN ICE LIMIT
DATE: 08 JUL 1975
FLEWEAFAC SUITLAND
ANALYSIS OF DATA: 06-08 JUL
NOTES:
1. ICE CONCENTRATIONS IN OKTAS.
2. SEVEN DAY ICE LIMIT FORECAST.
3. O/W OPEN WATER.
4. AVERAGE AIR TEMP PAST WEEK.
5. SEA SURFACE TEMP.
6. # ACCUMULATED SEASONAL ICE GROWTH IN INCHES AND TENTHS.
7. △ ICEBERG SIGHTINGS.
ICE FREE
ICE FREE
ICE FREE
ICE LIMIT
ICE LIMIT
ICE LIMIT
0°C AVERAGE AIR TEMPERATURE
+2°C SEA SURFACE TEMPERATURE
FAST ICE WITH MELT WATER
FAST ICE
ROTTEN FAST ICE
WITH GIANT FLOES
OPEN WATER
GROUNDED FLOEBERG
DISCONTINUOUS LEAD
WITH STRIPS OF 4-6
85N
80N
75N
70N
65N
60N
55N
160E
170E
180
150W
160W
170W
150E

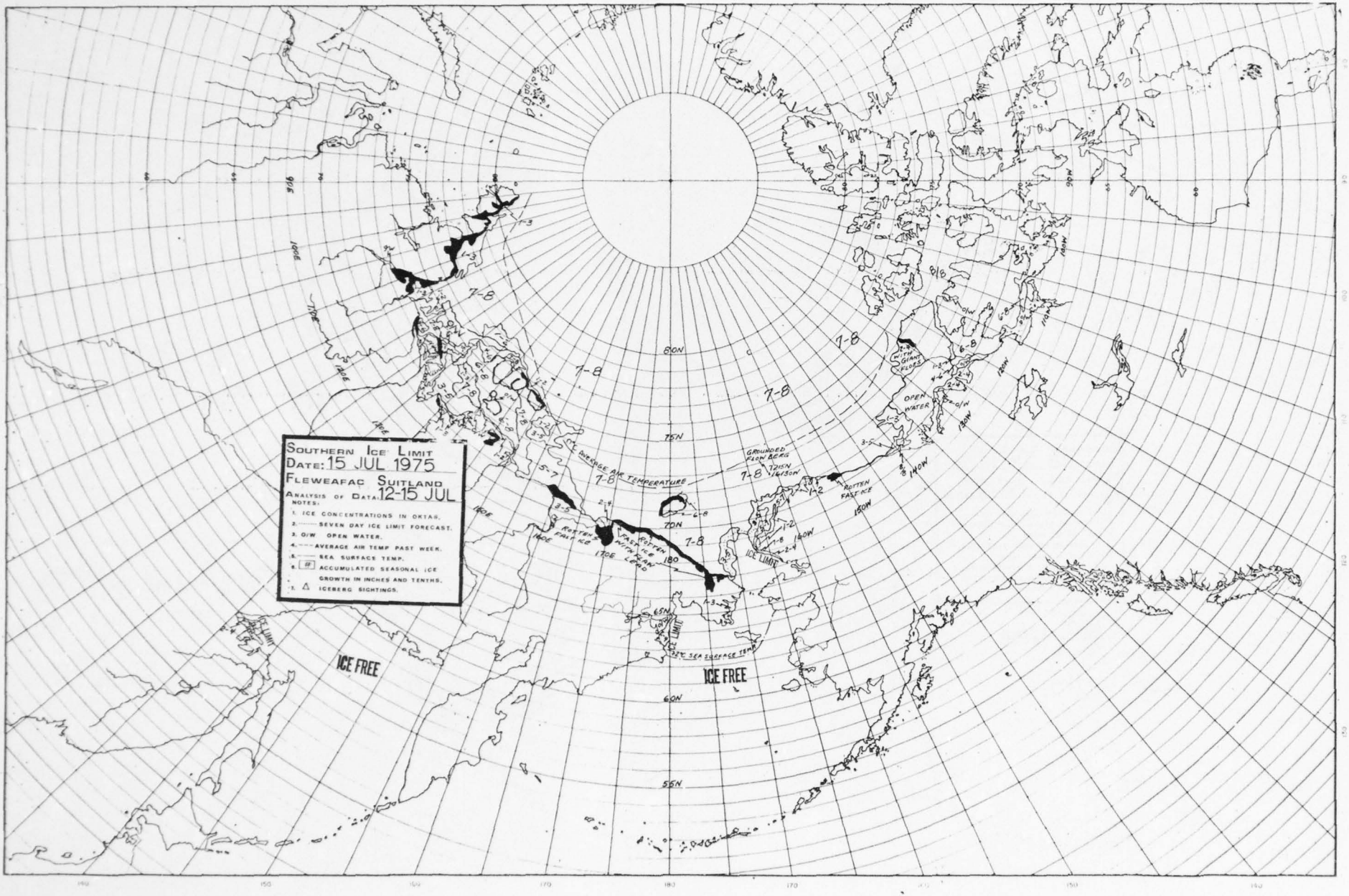
SOUTHERN ICE LIMIT
DATE: 15 JUL 1975
FLEWEAFAC SUITLAND
ANALYSIS OF DATA: 12-15 JUL
NOTES:
1. ICE CONCENTRATIONS IN OKTAS.
2. SEVEN DAY ICE LIMIT FORECAST.
3. O/W OPEN WATER.
4. AVERAGE AIR TEMP PAST WEEK.
5. SEA SURFACE TEMP.
6. # ACCUMULATED SEASONAL ICE GROWTH IN INCHES AND TENTHS.
7. △ ICEBERG SIGHTINGS.
ICE FREE
ICE FREE
ICE LIMIT
ICE LIMIT
AVERAGE AIR TEMPERATURE
GROUNDED FLOW BERG
ROTTEN FAST ICE
ROTTEN FAST ICE WITH FLAW LEAD
ROTTEN FAST ICE
OPEN WATER
WITH GIANT FLOES
SEA SURFACE TEMP
80N
75N
70N
65N
60N
55N
90E
100E
110E
120E
130E
140E
150E
160E
170E
180
170
160
150W
140W
130W
120W
110W
100W
90W

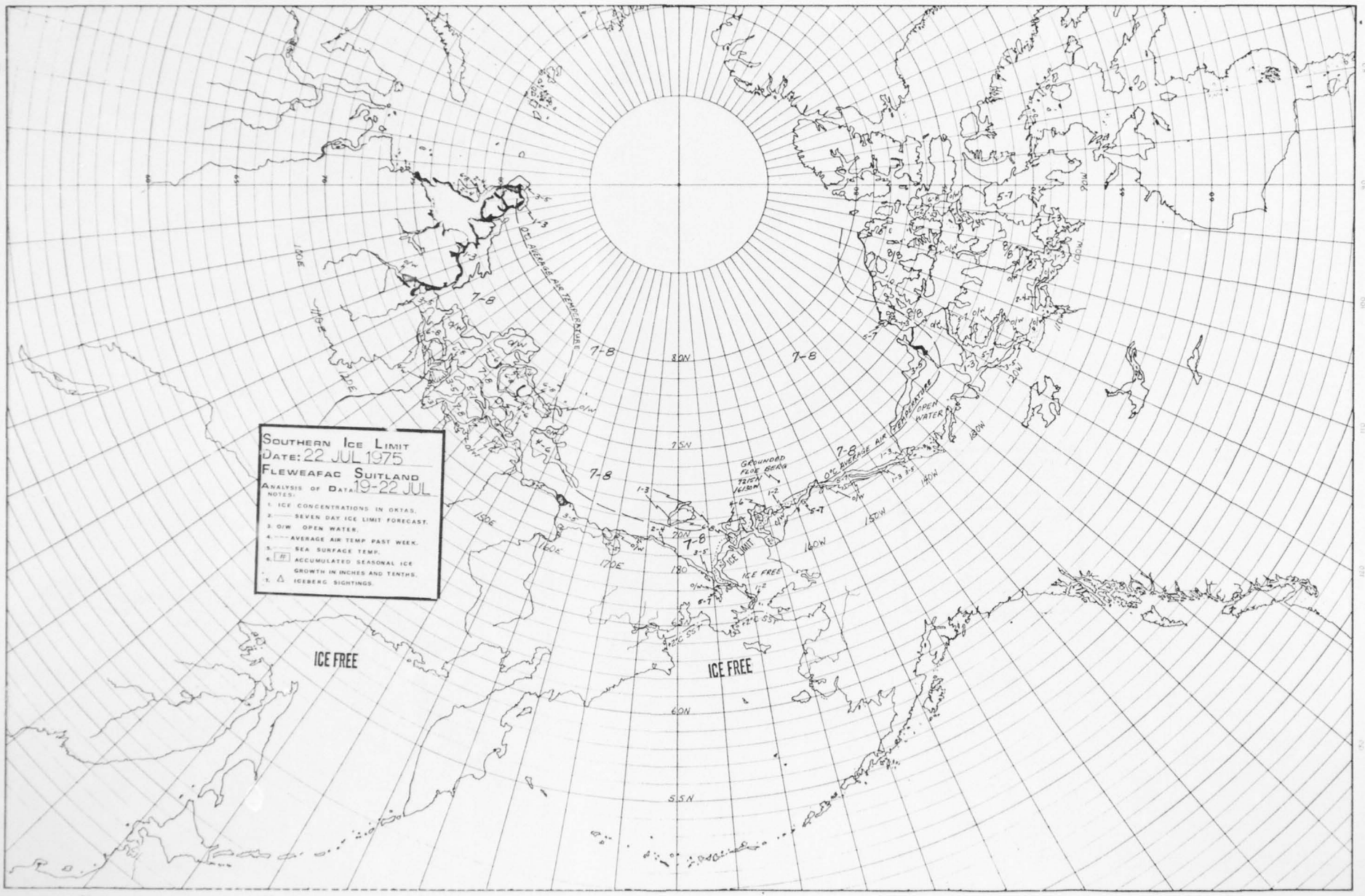
SOUTHERN ICE LIMIT
DATE: 22 JUL 1975
FLEWEAFAC SUITLAND
ANALYSIS OF DATA: 19-22 JUL
NOTES:
1. ICE CONCENTRATIONS IN OKTAS.
2. SEVEN DAY ICE LIMIT FORECAST.
3. O/W OPEN WATER.
4. AVERAGE AIR TEMP PAST WEEK.
5. SEA SURFACE TEMP.
6. ACCUMULATED SEASONAL ICE GROWTH IN INCHES AND TENTHS.
7. ICEBERG SIGHTINGS.
ICE FREE
ICE FREE
ICE LIMIT
ICE FREE
GROUNDED FLOE BERG
OPEN WATER
0°C AVERAGE AIR TEMPERATURE
80N
75N
70N
60N
55N
100E
110E
120E
150E
160E
170E
180
170
160W
150W
140W
130W
120W
110W
100W
90W
7-8
5-7
1-3
3-5
6-7
8/8
O/W

AD-A033 345 FLEET WEATHER FACILITY SUITLAND MD F/G 8/12
WESTERN ARCTIC SEA ICE ANALYSES 1972-1975.(U)
JUN 76

UNCLASSIFIED NL

3 OF 3
AD
A033345

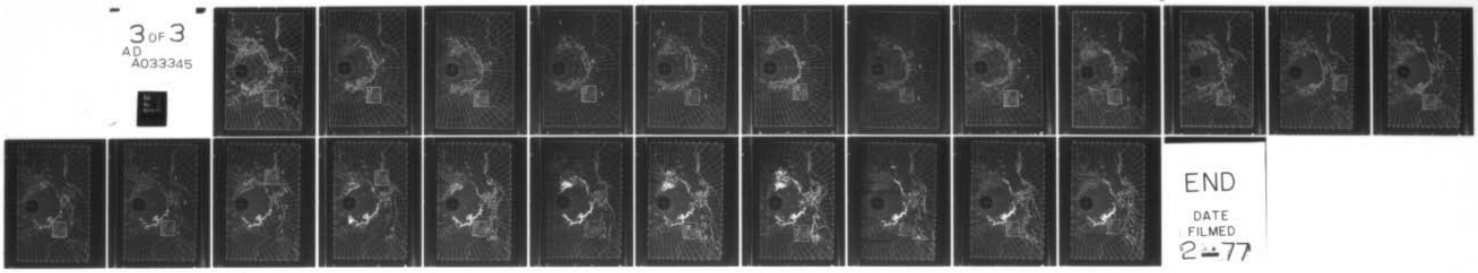

END
DATE
FILMED
2-77


1.0
1.1
1.25
1.4
1.6
2.8
2.5
3.2
2.2
3.6
4.0
2.0
1.8
MICROCOPY RESOLUTION TEST CHART
NATIONAL BUREAU OF STANDARDS 1963

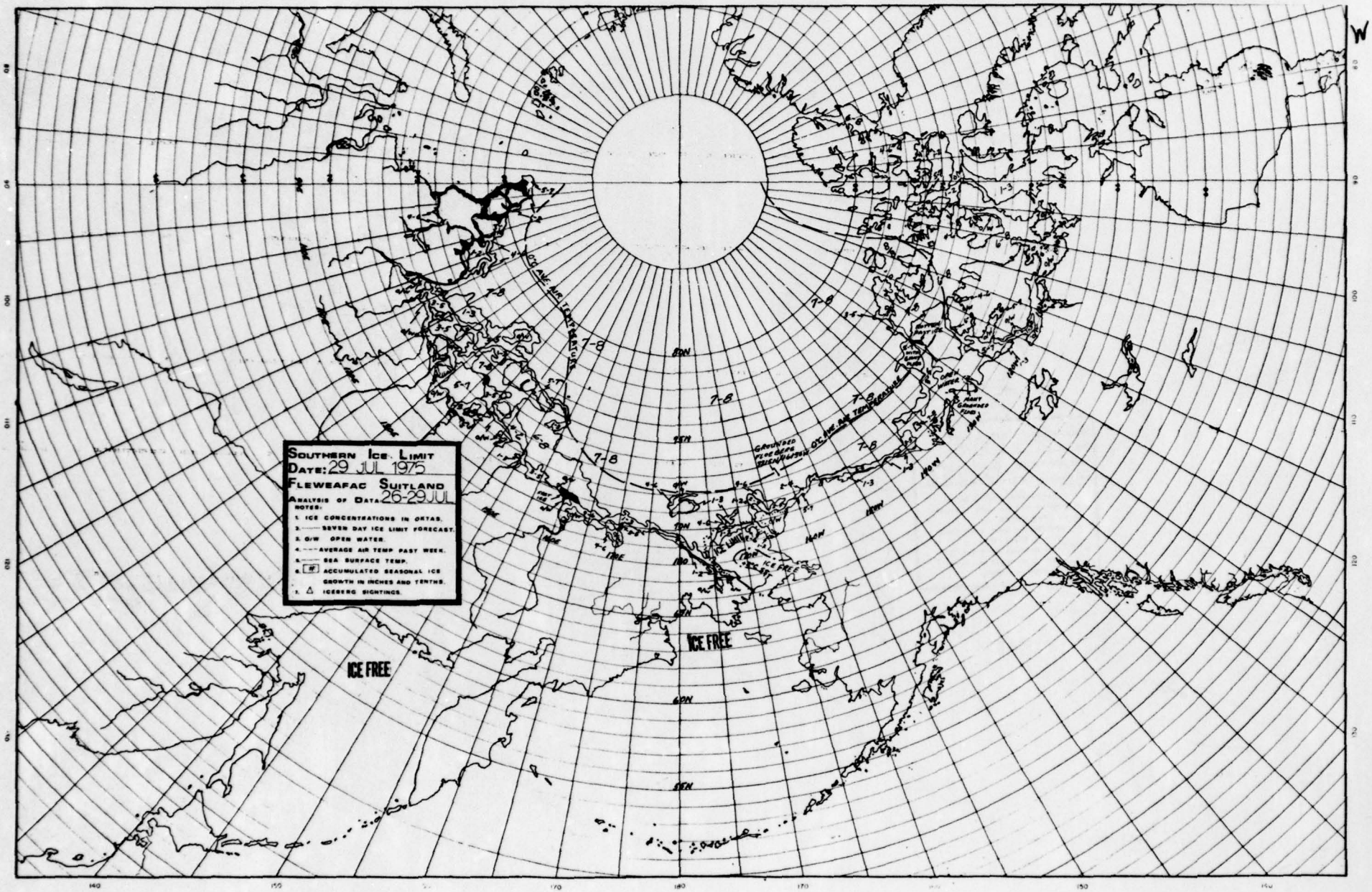

SOUTHERN ICE LIMIT
DATE: 29 JUL 1975
FLEWEAFAC SUITLAND
ANALYSIS OF DATA 26-29 JUL
NOTES:
1. ICE CONCENTRATIONS IN OKTAS.
2. SEVEN DAY ICE LIMIT FORECAST.
3. O/W OPEN WATER.
4. AVERAGE AIR TEMP PAST WEEK.
5. SEA SURFACE TEMP.
6. ACCUMULATED SEASONAL ICE GROWTH IN INCHES AND TENTHS.
7. ICEBERG SIGHTINGS.
ICE FREE
ICE FREE
ICE LIMIT
ICE FREE
7-8
80N
75N
70N
65N
60N
55N
140
150
170
180
170
150

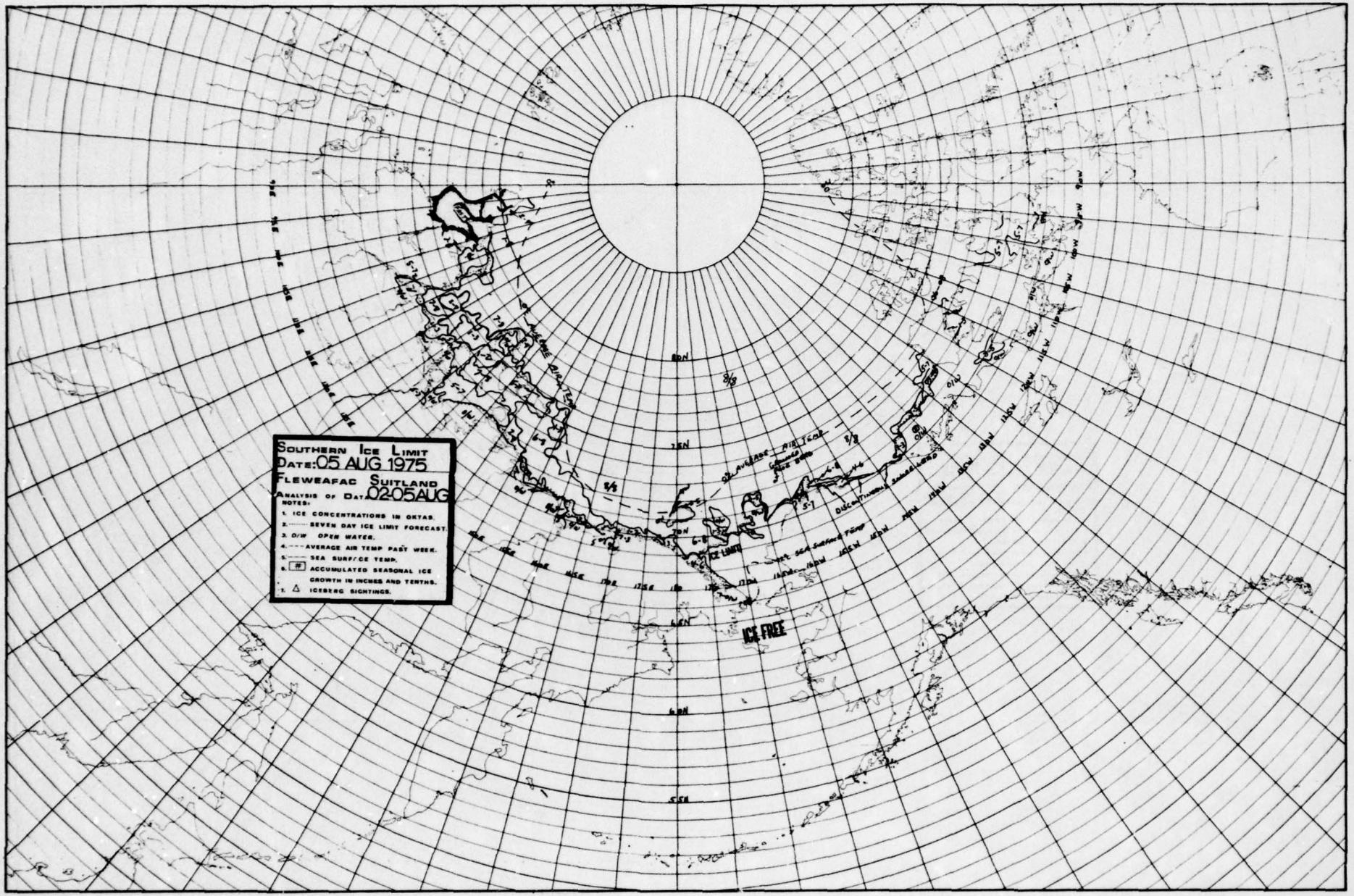
SOUTHERN ICE LIMIT
DATE: 05 AUG 1975
FLEWEAFAC SUITLAND
ANALYSIS OF DAT 0205AUG
NOTES:
1. ICE CONCENTRATIONS IN OKTAS.
2. ------ SEVEN DAY ICE LIMIT FORECAST.
3. O/W OPEN WATER.
4. - - - - AVERAGE AIR TEMP PAST WEEK.
5. ——— SEA SURFACE TEMP.
6. # ACCUMULATED SEASONAL ICE GROWTH IN INCHES AND TENTHS.
7. △ ICEBERG SIGHTINGS.
ICE FREE
ICE LIMIT
8DN
7DN
6DN
5DN

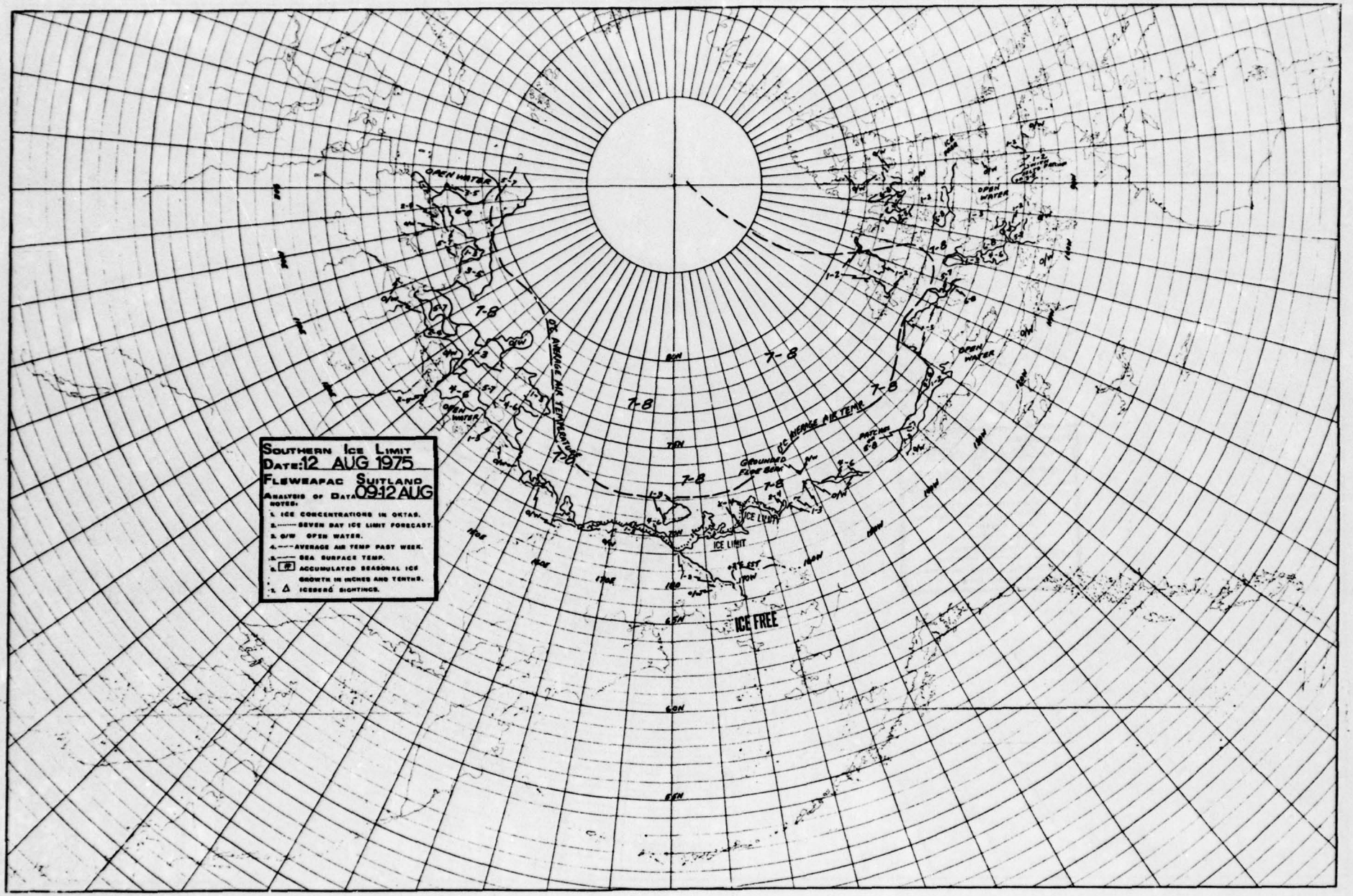
SOUTHERN ICE LIMIT
DATE:12 AUG 1975
FLEWEAPAC SUITLAND
ANALYSIS OF DATA 09-12 AUG
NOTES:
1. ICE CONCENTRATIONS IN OKTAS.
2. ------ SEVEN DAY ICE LIMIT FORECAST.
3. O/W OPEN WATER.
4. ----AVERAGE AIR TEMP PAST WEEK.
5. —— SEA SURFACE TEMP.
6. ⊡ ACCUMULATED SEASONAL ICE GROWTH IN INCHES AND TENTHS.
7. △ ICEBERG SIGHTINGS.
OPEN WATER
7-8
OC AVERAGE AIR TEMPERATURE
GROUNDED FLOE BERG
ICE LIMIT
ICE FREE
80N
70N
60N
50N

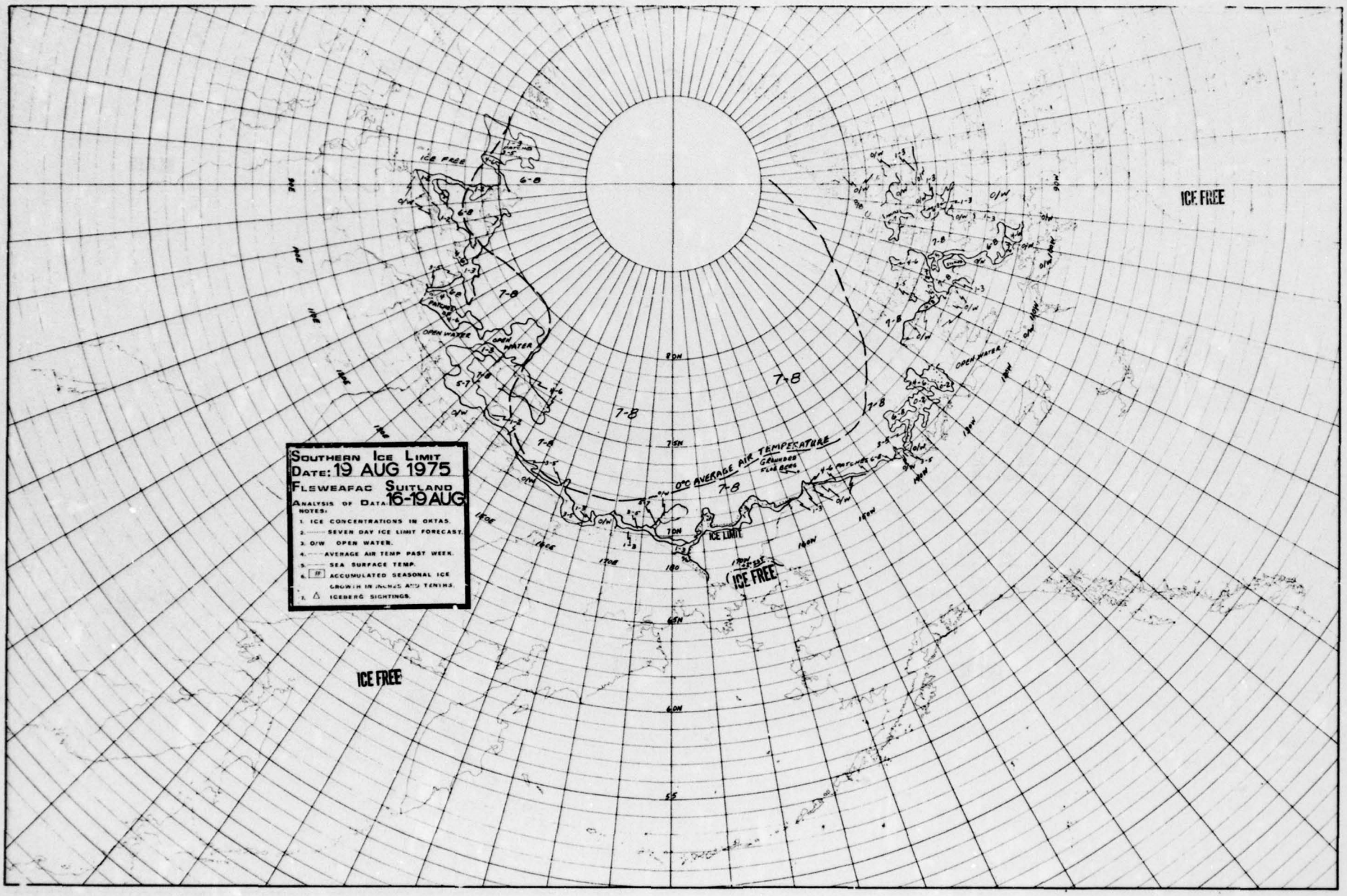
SOUTHERN ICE LIMIT
DATE: 19 AUG 1975
FLEWEAFAC SUITLAND
ANALYSIS OF DATA: 16-19 AUG
NOTES:
1. ICE CONCENTRATIONS IN OKTAS.
2. SEVEN DAY ICE LIMIT FORECAST.
3. O/W OPEN WATER.
4. AVERAGE AIR TEMP PAST WEEK.
5. SEA SURFACE TEMP.
6. # ACCUMULATED SEASONAL ICE GROWTH IN INCHES AND TENTHS.
7. △ ICEBERG SIGHTINGS.
ICE FREE
ICE FREE
ICE FREE
ICE LIMIT
0°C AVERAGE AIR TEMPERATURE
GROUNDED FLOE BERG
OPEN WATER
OPEN WATER
7-8
6-8
80N
75N
70N
65N
60N
55
180
170E
160E
150E
140E
130E
120E
110E
100E
90E
80E
70E
60E
50E
40E
30E
20E
10E
0
10W
20W
30W
40W
50W
60W
70W
80W
90W
100W
110W
120W
130W
140W
150W
160W
170W

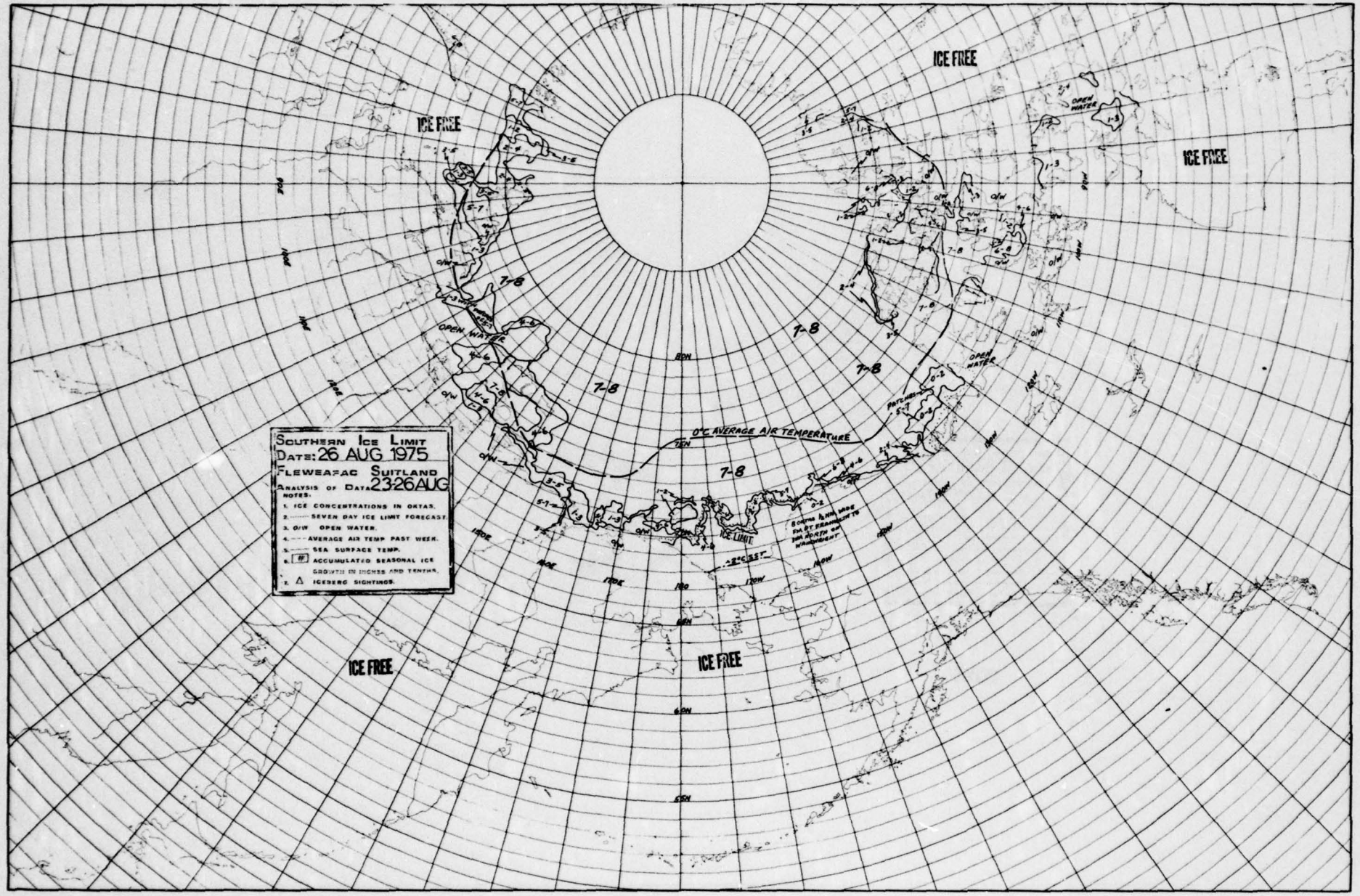
ICE FREE
ICE FREE
ICE FREE
ICE FREE
OPEN WATER
OPEN WATER
OPEN WATER
7-8
7-8
7-8
7-8
0°C AVERAGE AIR TEMPERATURE
ICE LIMIT
SOUTHERN ICE LIMIT
DATE: 26 AUG 1975
FLEWEAFAC SUITLAND
ANALYSIS OF DATA 23-26 AUG
NOTES:
1. ICE CONCENTRATIONS IN OKTAS.
2. ------ SEVEN DAY ICE LIMIT FORECAST.
3. O/W OPEN WATER.
4. ---- AVERAGE AIR TEMP PAST WEEK.
5. SEA SURFACE TEMP.
6. [#] ACCUMULATED SEASONAL ICE GROWTH IN INCHES AND TENTHS.
7. △ ICEBERG SIGHTINGS.

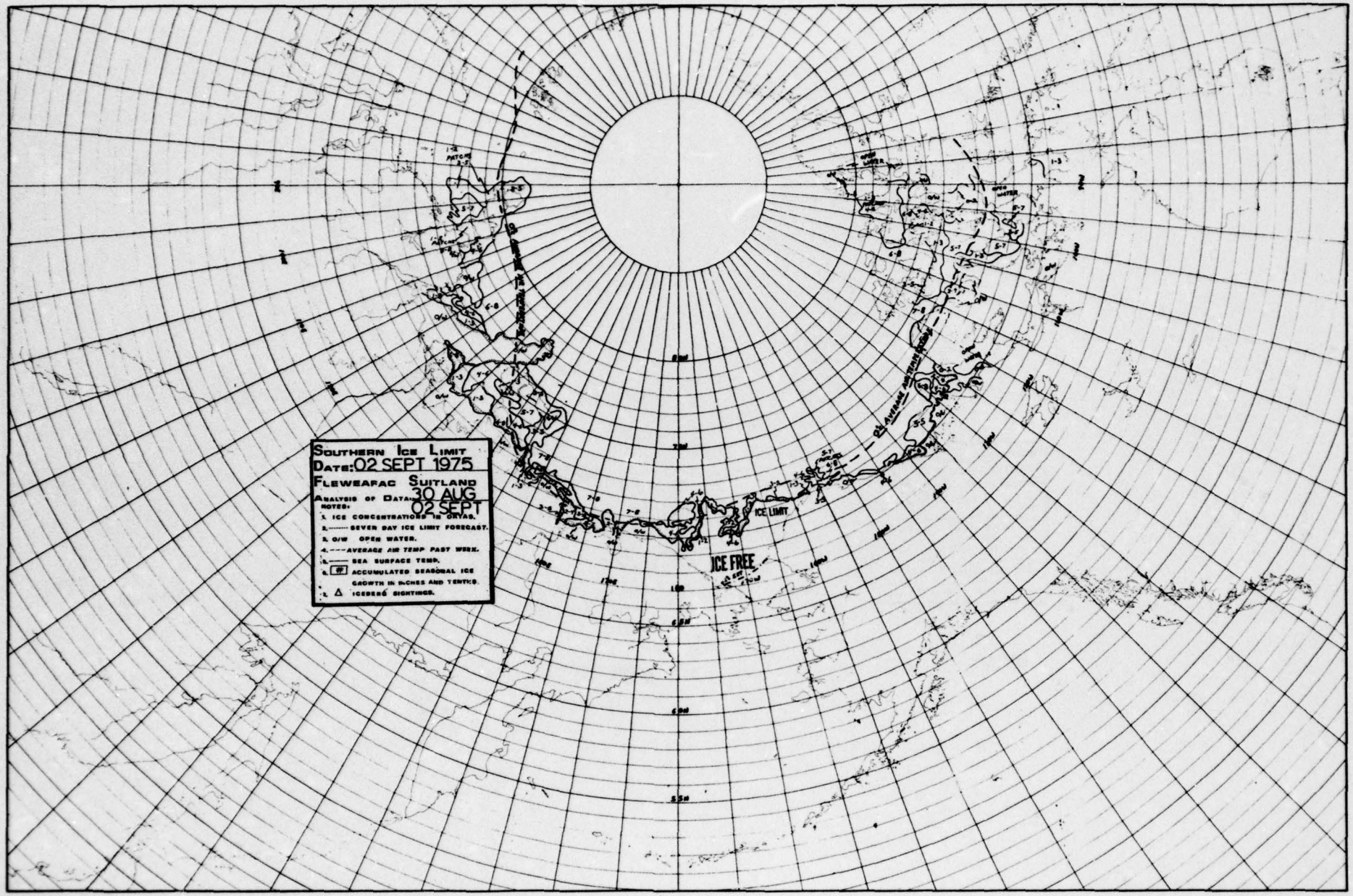
SOUTHERN ICE LIMIT
DATE: 02 SEPT 1975
FLEWEAFAC SUITLAND
ANALYSIS OF DATA: 30 AUG 02 SEPT
NOTES:
1. ICE CONCENTRATIONS IN OKTAS.
2. SEVEN DAY ICE LIMIT FORECAST.
3. O/W OPEN WATER.
4. AVERAGE AIR TEMP PAST WEEK.
5. SEA SURFACE TEMP.
6. ACCUMULATED SEASONAL ICE GROWTH IN INCHES AND TENTHS.
7. ICEBERG SIGHTINGS.
ICE LIMIT
ICE FREE

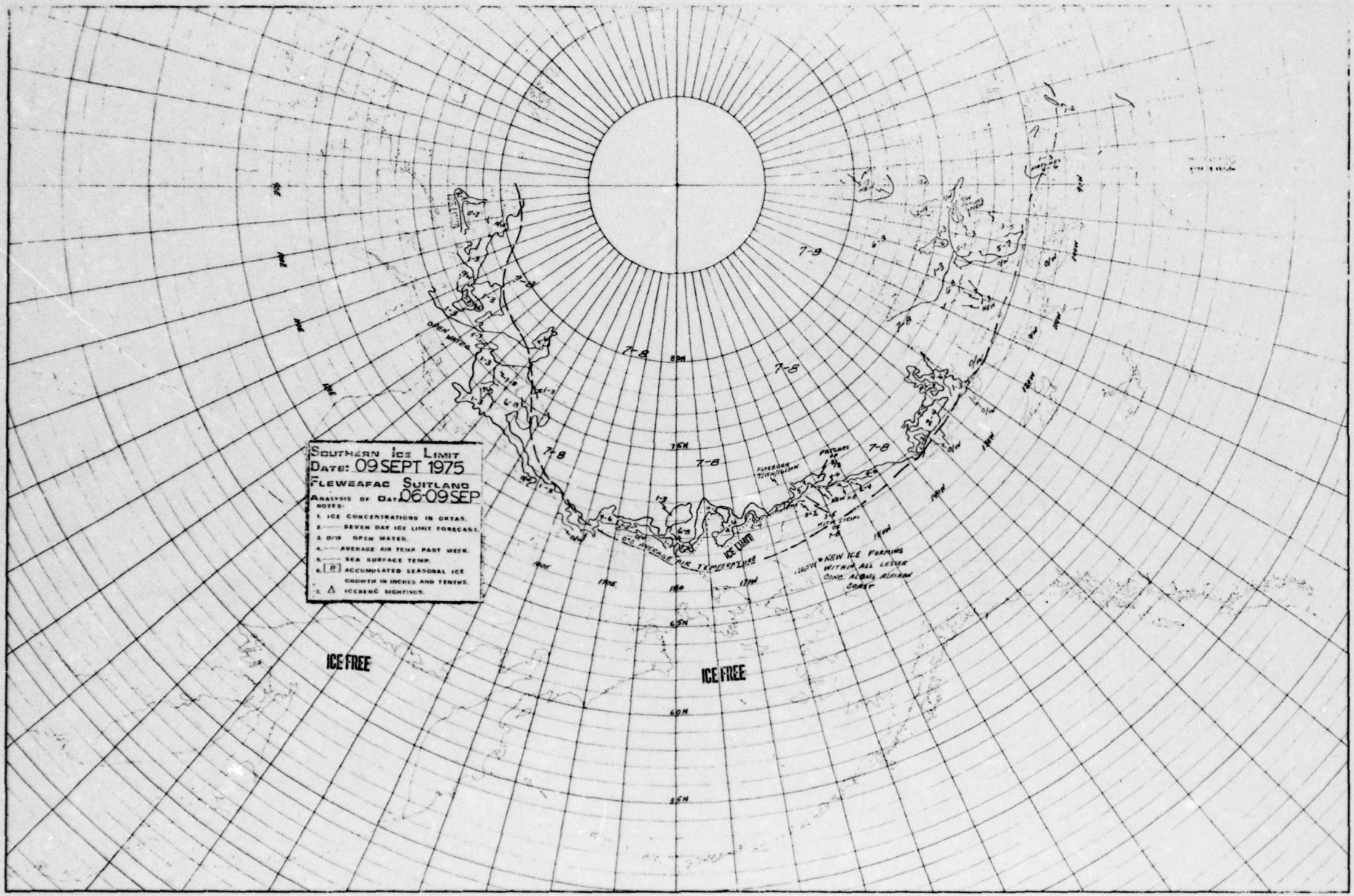
SOUTHERN ICE LIMIT
DATE: 09 SEPT 1975
FLEWEAFAC SUITLAND
ANALYSIS OF DATA 06-09 SEP
NOTES:
1. ICE CONCENTRATIONS IN OKTAS.
2. SEVEN DAY ICE LIMIT FORECAST.
3. O/W OPEN WATER.
4. AVERAGE AIR TEMP PAST WEEK.
5. SEA SURFACE TEMP.
6. # ACCUMULATED SEASONAL ICE GROWTH IN INCHES AND TENTHS.
7. △ ICEBERG SIGHTINGS.
ICE FREE
ICE FREE
ICE LIMIT
OPEN WATER
NEW ICE FORMING WITHIN ALL LESSER CONC. ALONG ALASKAN COAST
PATCHES OF
7-8
80N
75N
65N
60N
55N
170E
180
170W
160W
150W
140W
130W
120W
110W
100W
90W

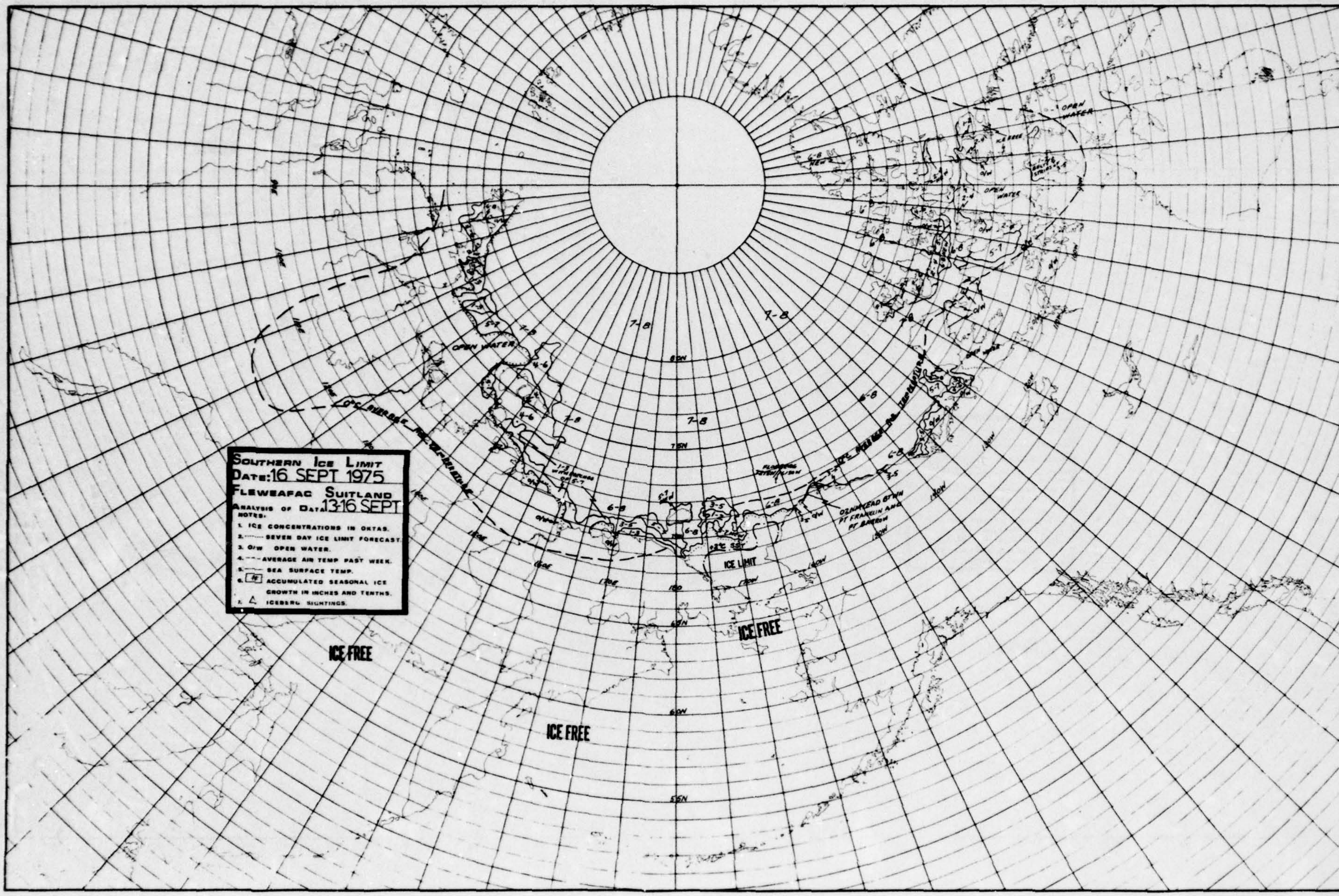

SOUTHERN ICE LIMIT
DATE: 16 SEPT 1975
FLEWEAFAC SUITLAND
ANALYSIS OF DATA 13-16 SEPT
NOTES:
1. ICE CONCENTRATIONS IN OKTAS.
2. SEVEN DAY ICE LIMIT FORECAST.
3. O/W OPEN WATER.
4. AVERAGE AIR TEMP PAST WEEK.
5. SEA SURFACE TEMP.
6. ACCUMULATED SEASONAL ICE GROWTH IN INCHES AND TENTHS.
7. ICEBERG SIGHTINGS.
ICE FREE
ICE FREE
ICE FREE
ICE LIMIT
OPEN WATER
OPEN WATER
7-8
7-8
7-8
6-8
80N
75N
65N
60N
55N
180
170W
170E

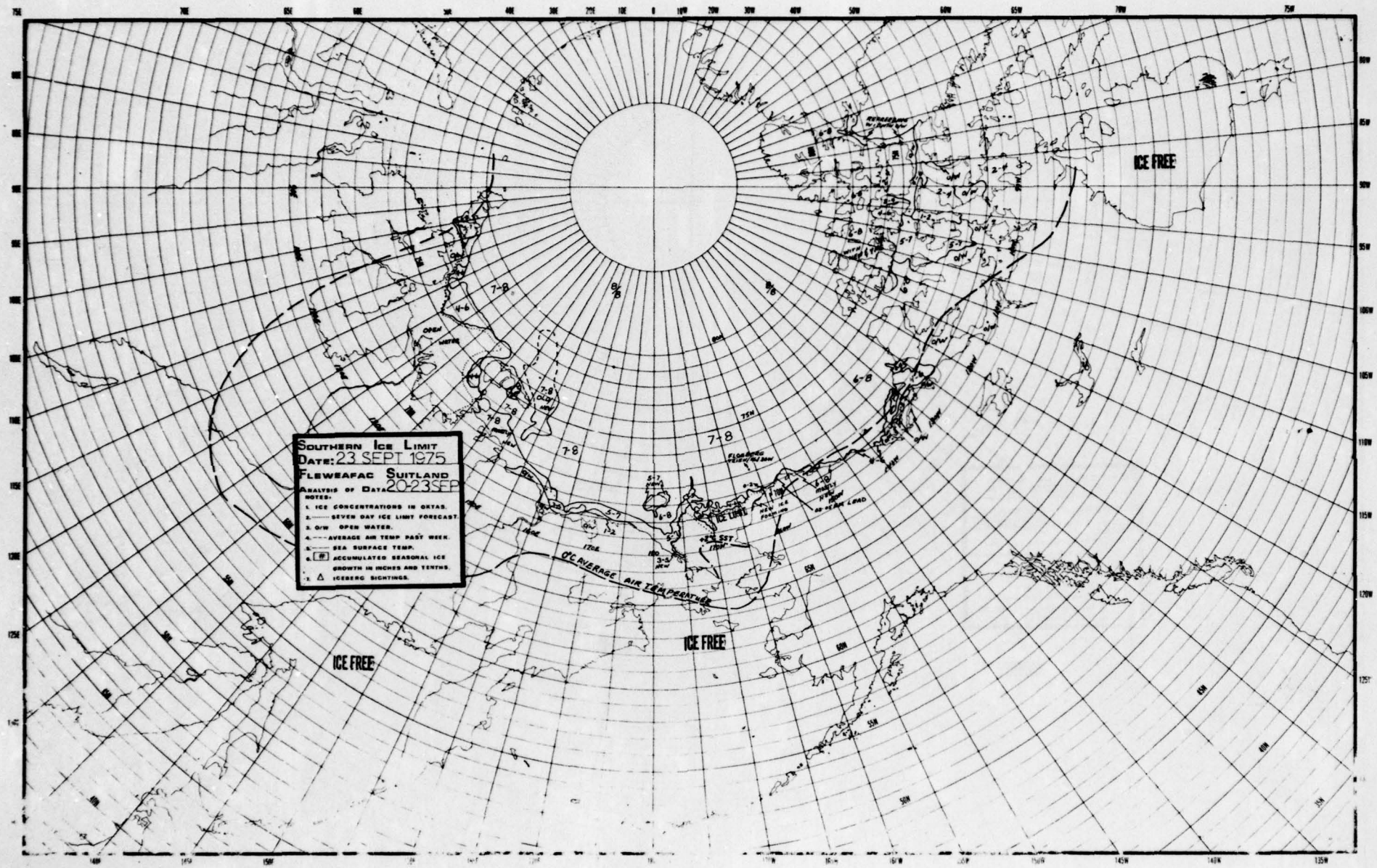
SOUTHERN ICE LIMIT
DATE: 23 SEPT 1975
FLEWEAFAC SUITLAND
ANALYSIS OF DATA 20-23 SEP
NOTES:
1. ICE CONCENTRATIONS IN OKTAS.
2. SEVEN DAY ICE LIMIT FORECAST.
3. O/W OPEN WATER.
4. AVERAGE AIR TEMP PAST WEEK.
5. SEA SURFACE TEMP.
6. # ACCUMULATED SEASONAL ICE GROWTH IN INCHES AND TENTHS.
7. △ ICEBERG SIGHTINGS.
ICE FREE
ICE FREE
ICE FREE
ICE LIMIT
0°C AVERAGE AIR TEMPERATURE
OPEN WATER
7-8
6-8
5-7
4-6
2-4
1-2
8/8

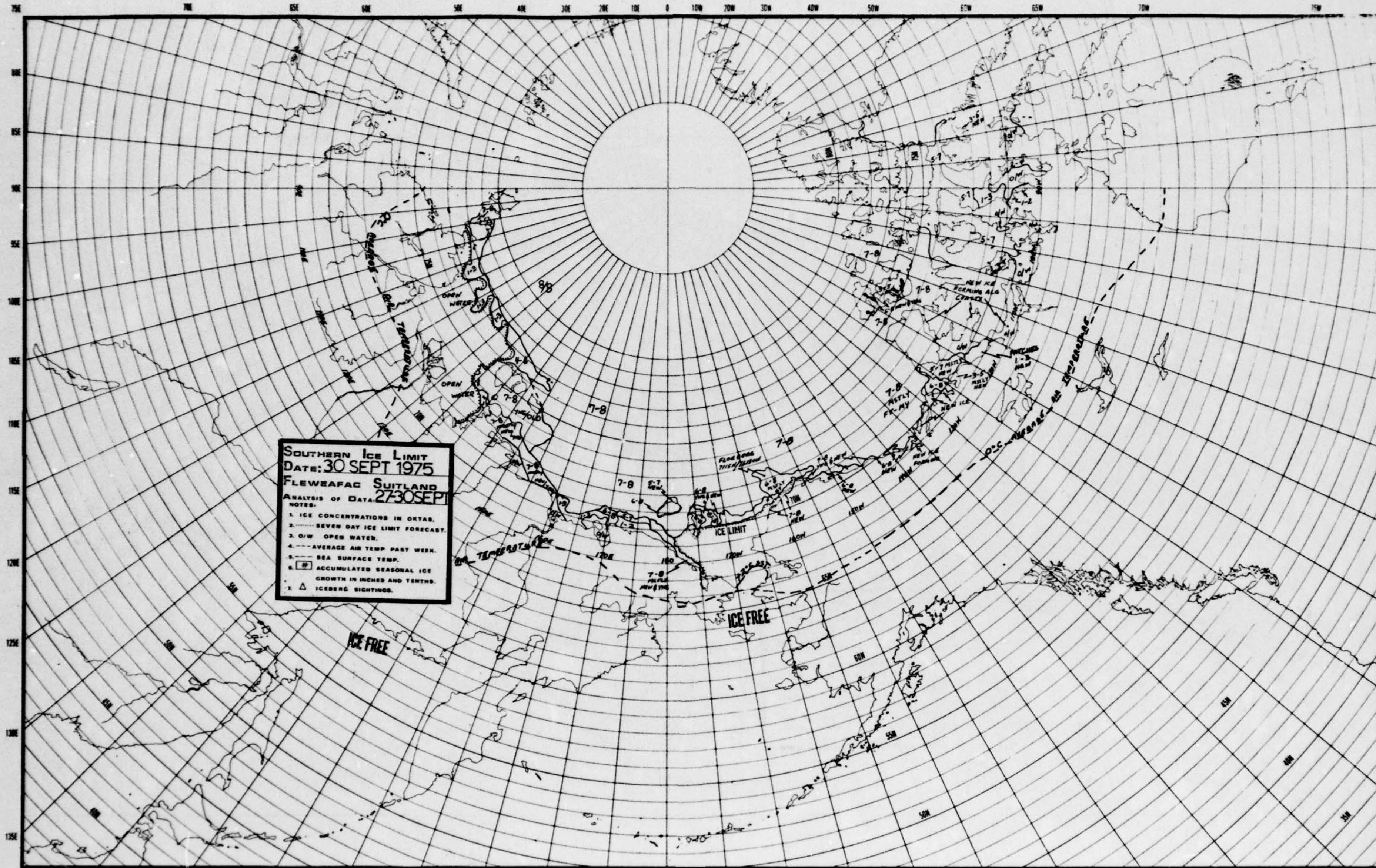
Southern Ice Limit
Date: 30 SEPT 1975
Fleweafac Suitland
Analysis of Data: 27-30SEPT
NOTES:
1. ICE CONCENTRATIONS IN OKTAS.
2. SEVEN DAY ICE LIMIT FORECAST.
3. O/W OPEN WATER.
4. AVERAGE AIR TEMP PAST WEEK.
5. SEA SURFACE TEMP.
6. # ACCUMULATED SEASONAL ICE GROWTH IN INCHES AND TENTHS.
7. △ ICEBERG SIGHTINGS.
ICE FREE
ICE FREE
ICE LIMIT
OPEN WATER
OPEN WATER
NEW ICE
0°C AVERAGE AIR TEMPERATURE

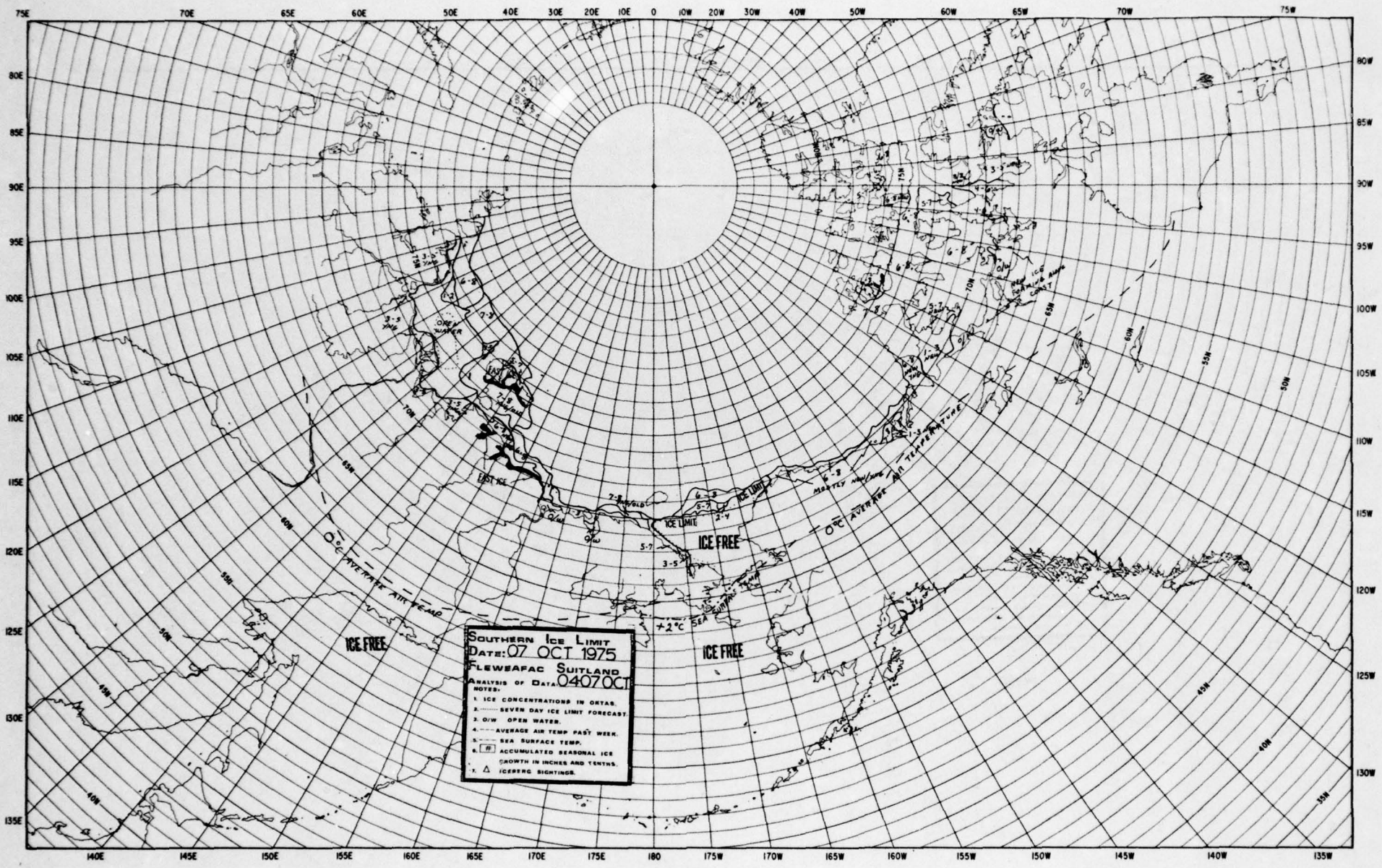
SOUTHERN ICE LIMIT
DATE: 07 OCT 1975
FLEWEAFAC SUITLAND
ANALYSIS OF DATA 0407 OCT
NOTES:
1. ICE CONCENTRATIONS IN OKTAS.
2. ------ SEVEN DAY ICE LIMIT FORECAST.
3. O/W OPEN WATER.
4. ---- AVERAGE AIR TEMP PAST WEEK.
5. ---- SEA SURFACE TEMP.
6. [#] ACCUMULATED SEASONAL ICE GROWTH IN INCHES AND TENTHS.
7. △ ICEBERG SIGHTINGS.
ICE FREE
ICE FREE
ICE FREE
ICE LIMIT
ICE LIMIT
0°C AVERAGE AIR TEMPERATURE
0°C AVERAGE AIR TEMP
+2°C SEA SURFACE TEMP
FAST ICE
75E
70E
65E
60E
50E
40E
30E
20E
10E
0
10W
20W
30W
40W
50W
60W
65W
70W
75W
80E
85E
90E
95E
100E
105E
110E
115E
120E
125E
130E
135E
140E
145E
150E
155E
160E
165E
170E
175E
180
175W
170W
165W
160W
155W
150W
145W
140W
135W
80W
85W
90W
95W
100W
105W
110W
115W
120W
125W
130W
60N
55N
50N
45N
40N

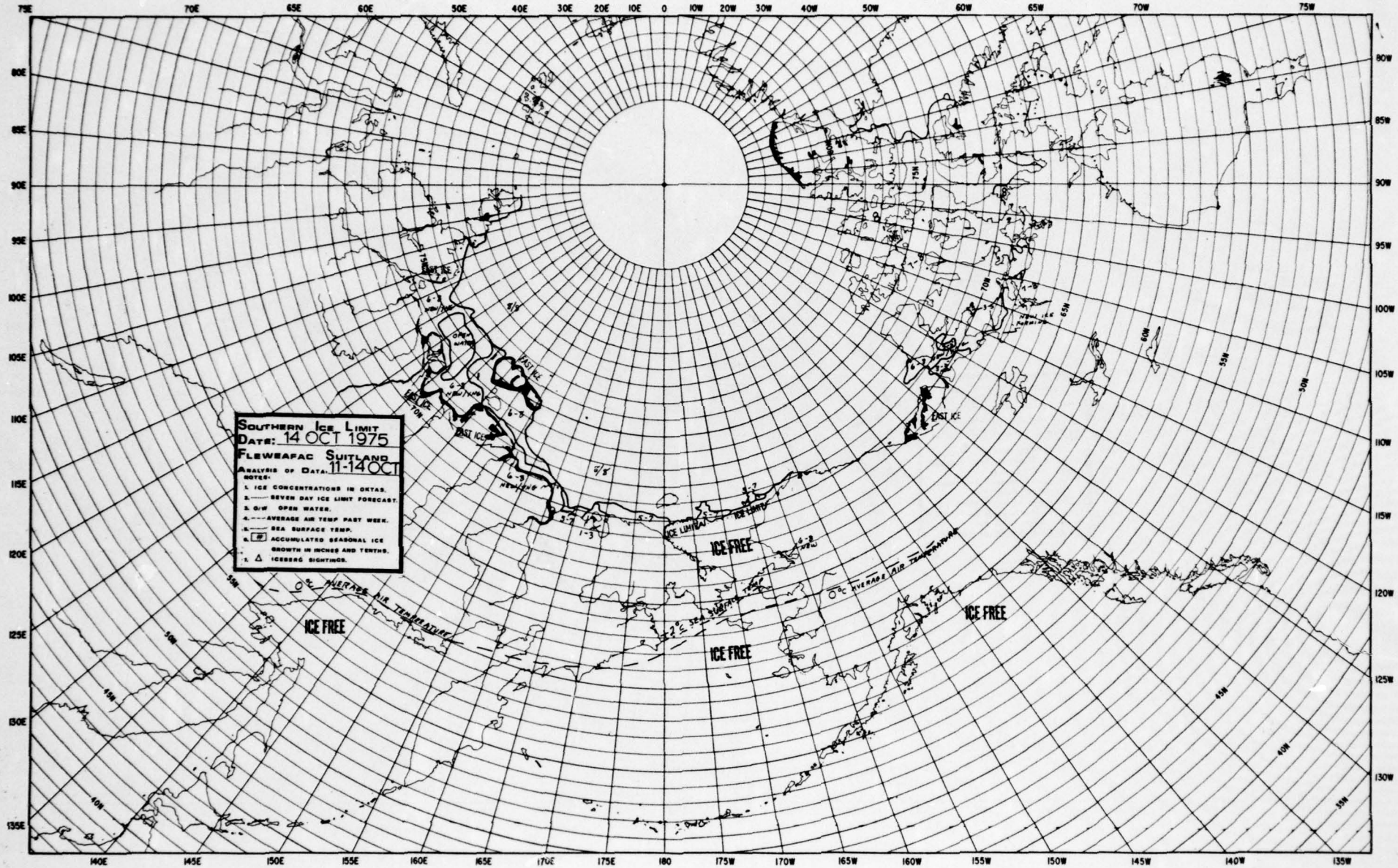

SOUTHERN ICE LIMIT
DATE: 14 OCT 1975
FLEWEAFAC SUITLAND
ANALYSIS OF DATA: 11-14 OCT
NOTES:
1. ICE CONCENTRATIONS IN OKTAS.
2. SEVEN DAY ICE LIMIT FORECAST.
3. O/W OPEN WATER.
4. AVERAGE AIR TEMP PAST WEEK.
5. SEA SURFACE TEMP.
6. # ACCUMULATED SEASONAL ICE GROWTH IN INCHES AND TENTHS.
7. △ ICEBERG SIGHTINGS.
ICE FREE
ICE FREE
ICE FREE
ICE FREE
EAST ICE
EAST ICE
EAST ICE
EAST ICE
ICE LIMIT
ICE LIMIT
0°C AVERAGE AIR TEMPERATURE
0°C AVERAGE AIR TEMPERATURE

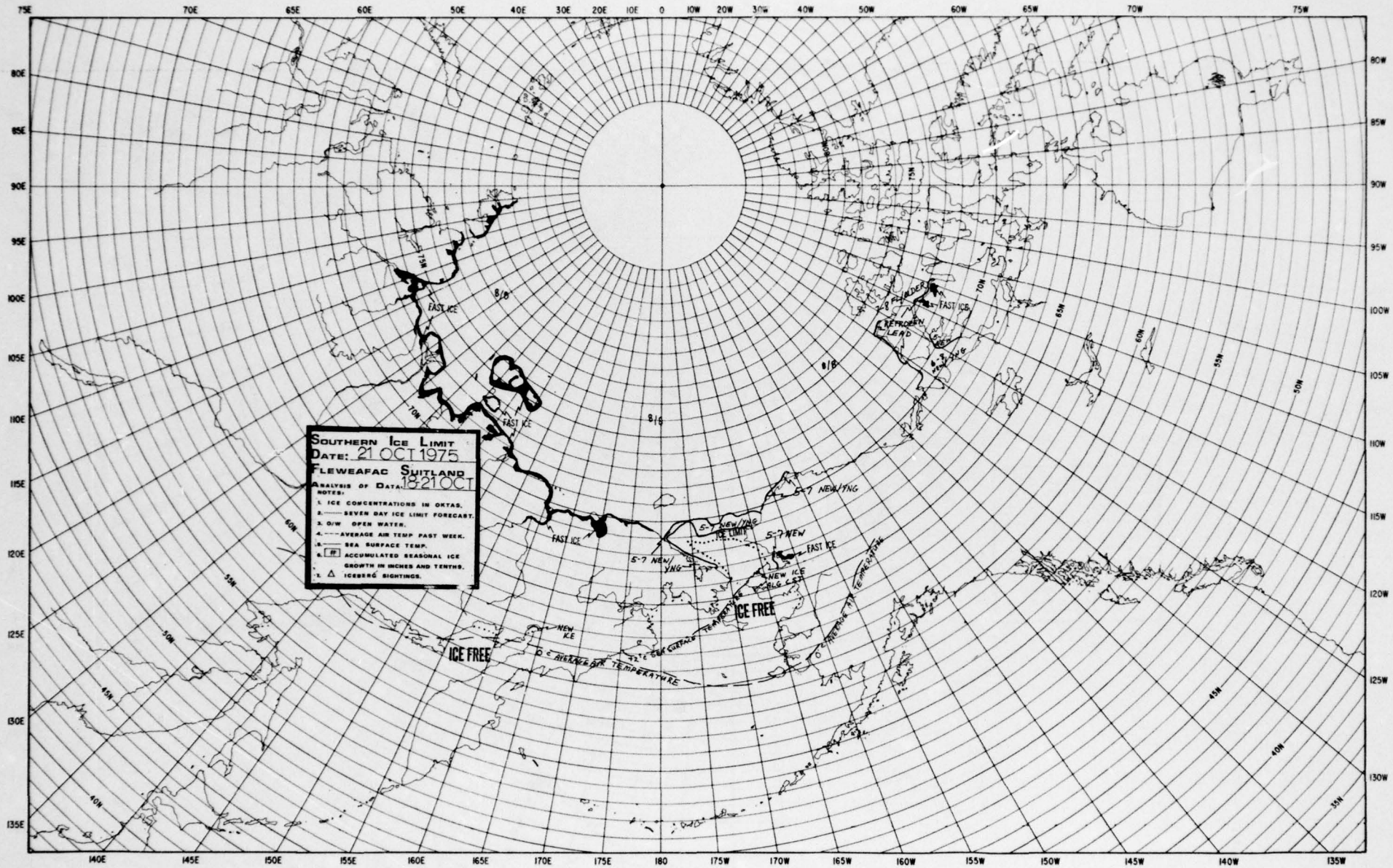
SOUTHERN ICE LIMIT
DATE: 21 OCT 1975
FLEWEAFAC SUITLAND
ANALYSIS OF DATA: 18-21 OCT
NOTES:
1. ICE CONCENTRATIONS IN OKTAS.
2. —— SEVEN DAY ICE LIMIT FORECAST.
3. O/W OPEN WATER.
4. ---AVERAGE AIR TEMP PAST WEEK.
5. ——— SEA SURFACE TEMP.
6. ## ACCUMULATED SEASONAL ICE GROWTH IN INCHES AND TENTHS.
7. △ ICEBERG SIGHTINGS.
FAST ICE
8/8
5-7 NEW/YNG
ICE LIMIT
NEW ICE
REFROZEN LEAD
ICE FREE
0°C AVERAGE SEA TEMPERATURE
0°C FREEZING SEA TEMPERATURE
75E
70E
65E
60E
50E
40E
30E
20E
10E
0
10W
20W
30W
40W
50W
60W
65W
70W
75W
80E
85E
90E
95E
100E
105E
110E
115E
120E
125E
130E
135E
140E
145E
150E
155E
160E
165E
170E
175E
180
175W
170W
165W
160W
155W
150W
145W
140W
135W
80W
85W
90W
95W
100W
105W
110W
115W
120W
125W
130W
75N
70N
65N
60N
55N
50N
45N
40N
35N

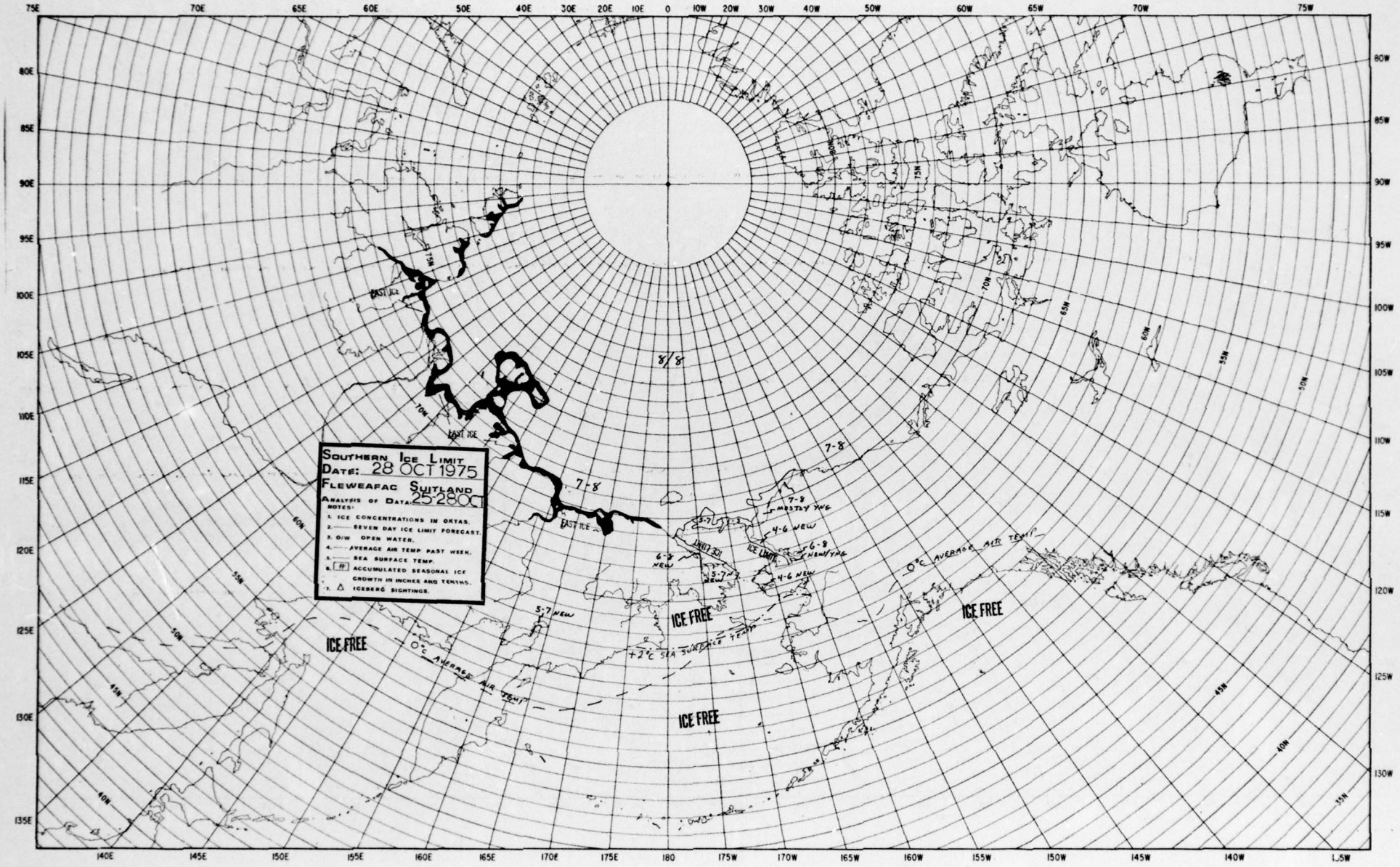

SOUTHERN ICE LIMIT
DATE: 28 OCT 1975
FLEWEAFAC SUITLAND
ANALYSIS OF DATA: 25-28 OCT
NOTES:
1. ICE CONCENTRATIONS IN OKTAS.
2. SEVEN DAY ICE LIMIT FORECAST.
3. O/W OPEN WATER.
4. AVERAGE AIR TEMP PAST WEEK.
5. SEA SURFACE TEMP.
6. # ACCUMULATED SEASONAL ICE GROWTH IN INCHES AND TENTHS.
7. △ ICEBERG SIGHTINGS.
EAST ICE
8/8
7-8
ICE LIMIT
ICE FREE
0°C AVERAGE AIR TEMP
+2°C SEA SURFACE TEMP
MOSTLY YNG
4-6 NEW
6-8 NEW/YNG
5-7 NEW

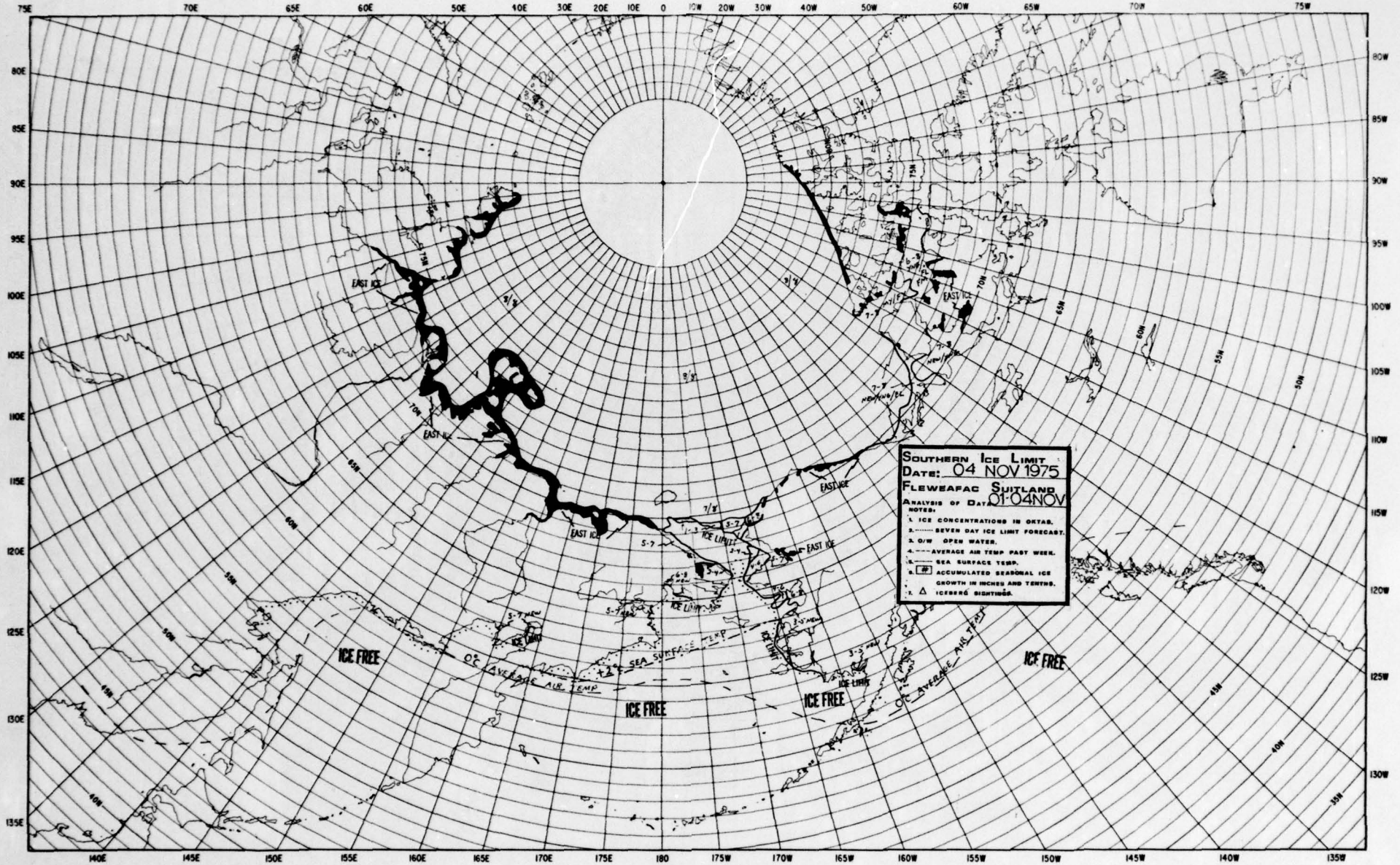
SOUTHERN ICE LIMIT
DATE: 04 NOV 1975
FLEWEAFAC SUITLAND
ANALYSIS OF DATA 01-04NOV
NOTES:
1. ICE CONCENTRATIONS IN OKTAS.
2. ------ SEVEN DAY ICE LIMIT FORECAST.
3. O/W OPEN WATER.
4. ---- AVERAGE AIR TEMP PAST WEEK.
5. —— SEA SURFACE TEMP.
6. [#] ACCUMULATED SEASONAL ICE GROWTH IN INCHES AND TENTHS.
7. △ ICEBERG SIGHTINGS.
ICE FREE
ICE FREE
ICE FREE
ICE FREE
EAST ICE
EAST ICE
EAST ICE
EAST ICE
ICE LIMIT
ICE LIMIT
ICE LIMIT
ICE LIMIT
SEA SURFACE TEMP
AVERAGE AIR TEMP
AVERAGE AIR TEMP

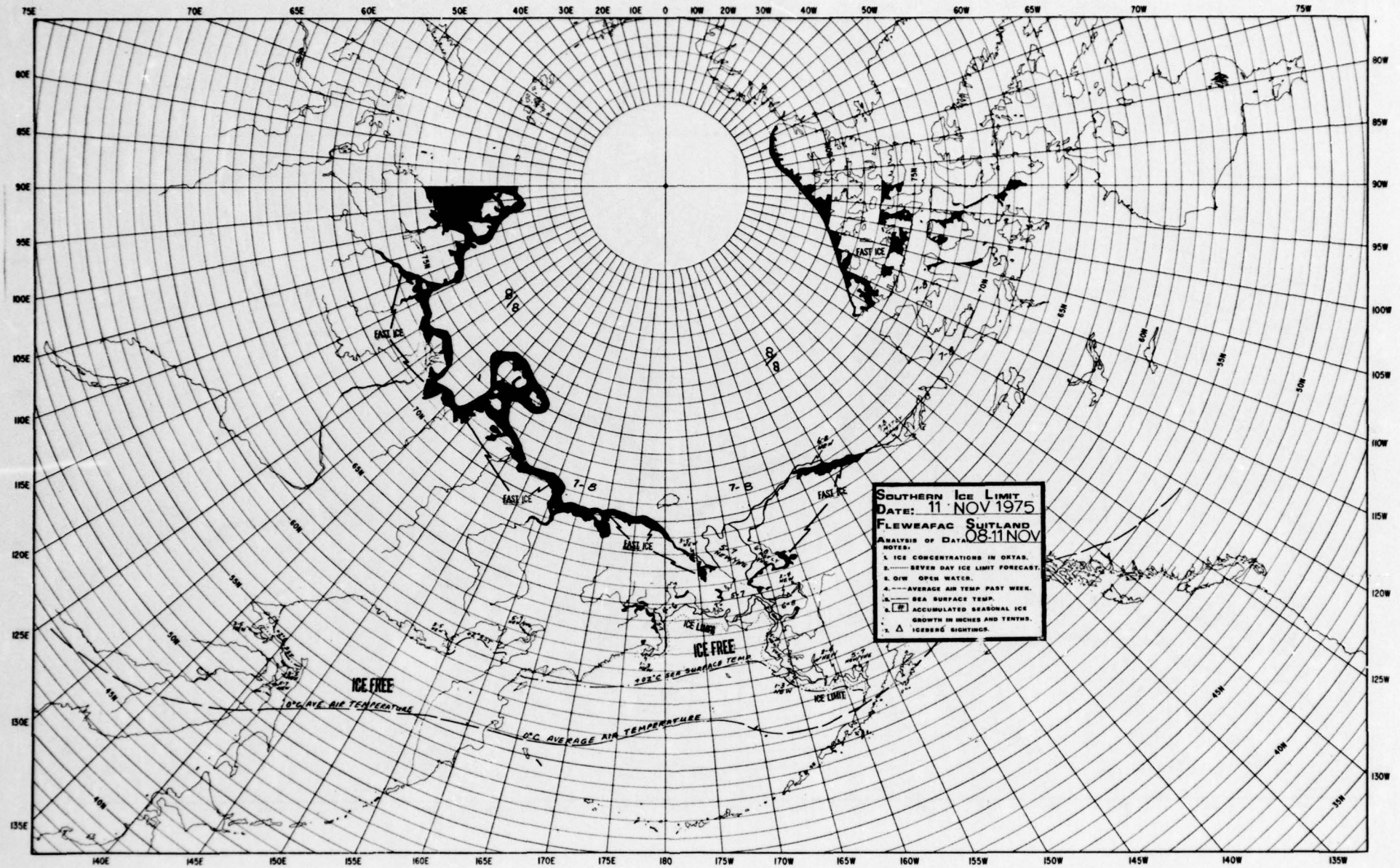
SOUTHERN ICE LIMIT
DATE: 11 NOV 1975
FLEWEAFAC SUITLAND
ANALYSIS OF DATA 08-11 NOV
NOTES:
1. ICE CONCENTRATIONS IN OKTAS.
2. ------ SEVEN DAY ICE LIMIT FORECAST.
3. O/W OPEN WATER.
4. ---- AVERAGE AIR TEMP PAST WEEK.
5. SEA SURFACE TEMP.
6. ACCUMULATED SEASONAL ICE GROWTH IN INCHES AND TENTHS.
7. ICEBERG SIGHTINGS.
FAST ICE
ICE FREE
ICE LIMIT
0°C AVE AIR TEMPERATURE
+02°C SEA SURFACE TEMP
7-8
8/8

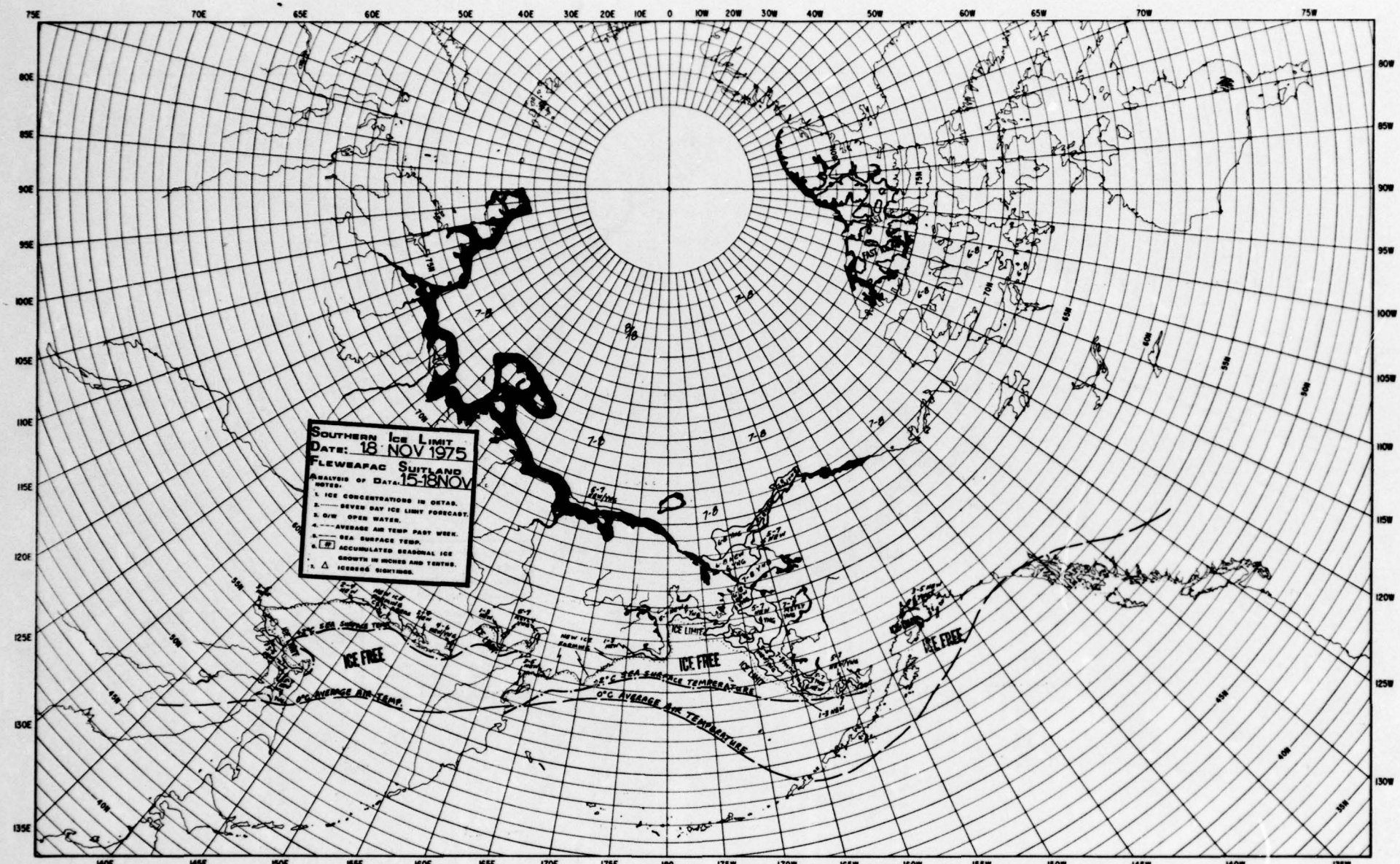
SOUTHERN ICE LIMIT
DATE: 18 NOV 1975
FLEWEAPAC SUITLAND
ANALYSIS OF DATA: 15-18NOV
NOTES:
1. ICE CONCENTRATIONS IN OKTAS.
2. ------ SEVEN DAY ICE LIMIT FORECAST.
3. O/W OPEN WATER.
4. ----AVERAGE AIR TEMP PAST WEEK.
5. ____ SEA SURFACE TEMP.
6. 37 ACCUMULATED SEASONAL ICE GROWTH IN INCHES AND TENTHS.
7. △ ICEBERG SIGHTINGS.
ICE FREE
ICE LIMIT
0°C AVERAGE AIR TEMPERATURE
0°C SEA SURFACE TEMPERATURE
NEW ICE FORMING
75E
70E
65E
60E
50E
40E
30E
20E
10E
0
10W
20W
30W
40W
50W
60W
65W
70W
75W
80E
85E
90E
95E
100E
105E
110E
115E
120E
125E
130E
135E
80W
85W
90W
95W
100W
105W
110W
115W
120W
125W
130W
135W
140E
145E
150E
155E
160E
165E
170E
175E
180
175W
170W
165W
160W
155W
150W
145W
140W
135W

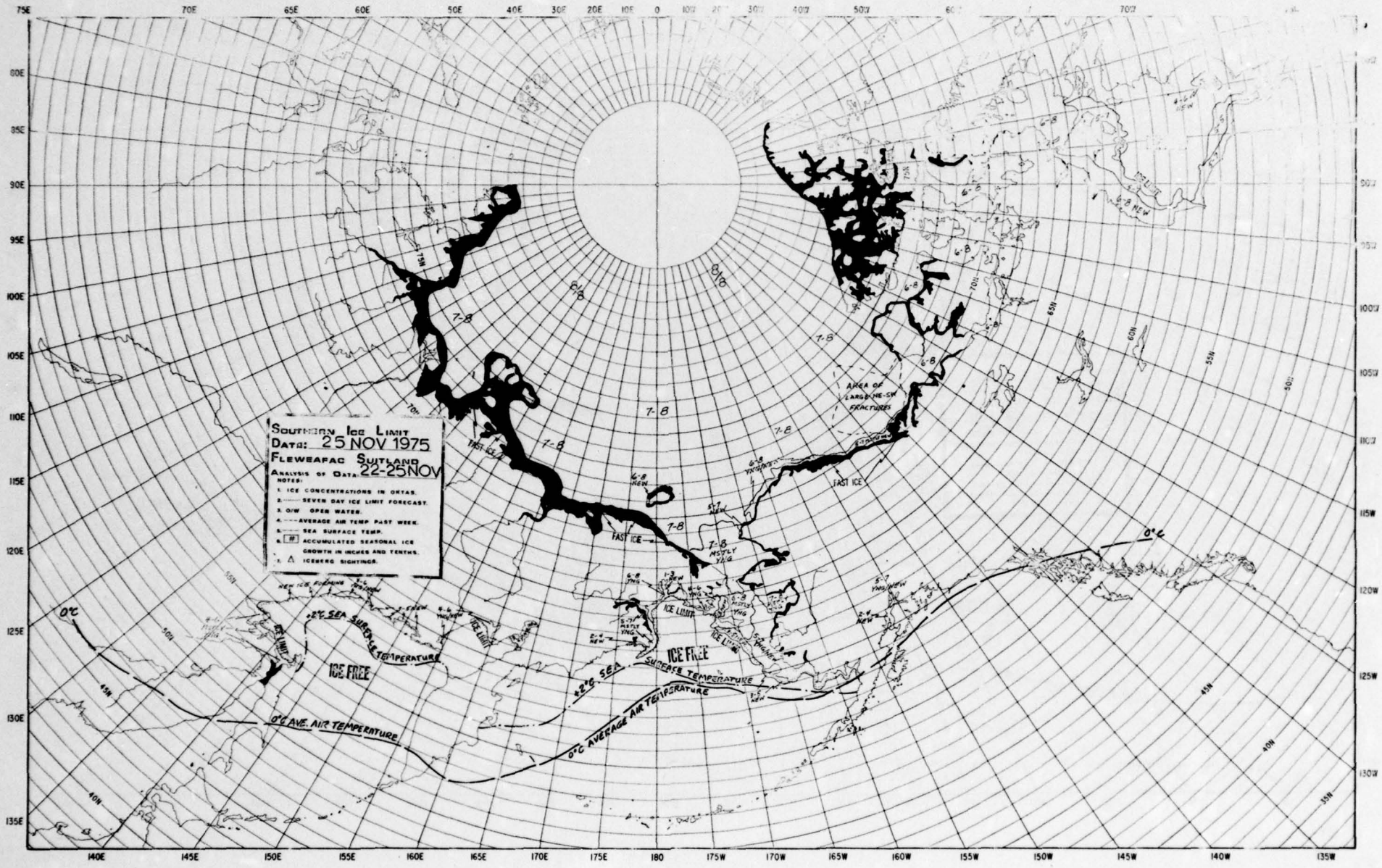
SOUTHERN ICE LIMIT
DATA: 25 NOV 1975
FLEWEAFAC SUITLAND
ANALYSIS OF DATA: 22-25NOV
NOTES:
1. ICE CONCENTRATIONS IN OKTAS.
2. ------ SEVEN DAY ICE LIMIT FORECAST.
3. O/W OPEN WATER.
4. ----- AVERAGE AIR TEMP PAST WEEK.
5. ---- SEA SURFACE TEMP.
6. [M] ACCUMULATED SEASONAL ICE GROWTH IN INCHES AND TENTHS.
7. Δ ICEBERG SIGHTINGS.
0°C
0°C AVE. AIR TEMPERATURE
2°C SEA SURFACE TEMPERATURE
ICE FREE
ICE LIMIT
FAST ICE
AREA OF LARGE NE-SW FRACTURES
6/8
7-8
8/8
75E
70E
65E
60E
50E
40E
30E
20E
10E
0
10W
20W
30W
40W
50W
60W
70W
80E
85E
90E
95E
100E
105E
110E
115E
120E
125E
130E
135E
140E
145E
150E
155E
160E
165E
170E
175E
180
175W
170W
165W
160W
155W
150W
145W
140W
135W
80W
85W
90W
95W
100W
105W
110W
115W
120W
125W
130W
55N
50N
45N
40N
35N

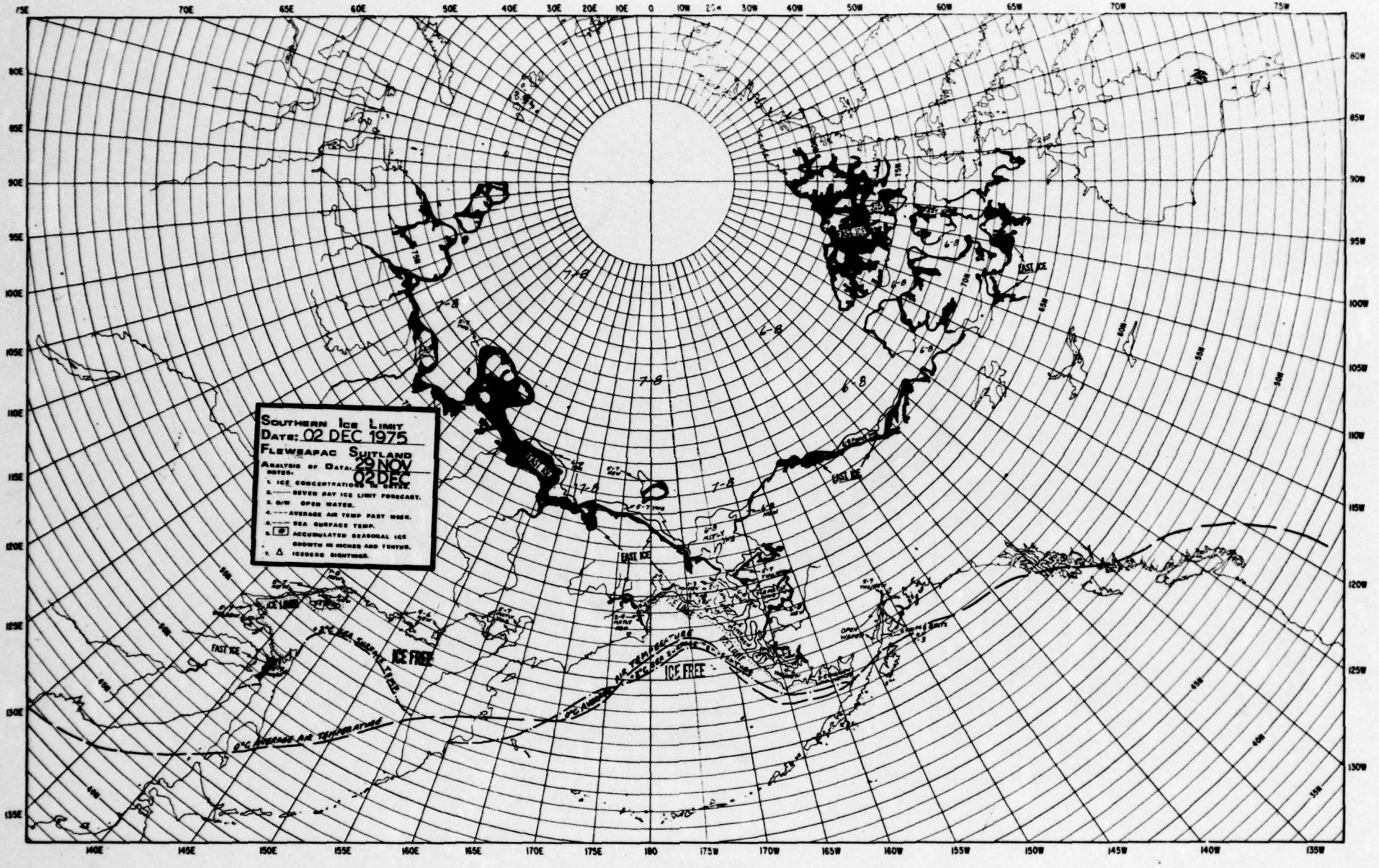
SOUTHERN ICE LIMIT
DATE: 02 DEC 1975
FLEWSEAFAC SUITLAND
ANALYSIS OF DATA: 29 NOV
02 DEC
NOTES:
1. ICE CONCENTRATIONS IN TENTHS.
2. ------ SEVEN DAY ICE LIMIT FORECAST.
3. O/W OPEN WATER.
4. ---- AVERAGE AIR TEMP PAST WEEK.
5. ---- SEA SURFACE TEMP.
6. (#) ACCUMULATED SEASONAL ICE GROWTH IN INCHES AND TENTHS.
7. △ ICEBERG SIGHTINGS.
FAST ICE
ICE FREE
ICE LIMIT
OPEN WATER

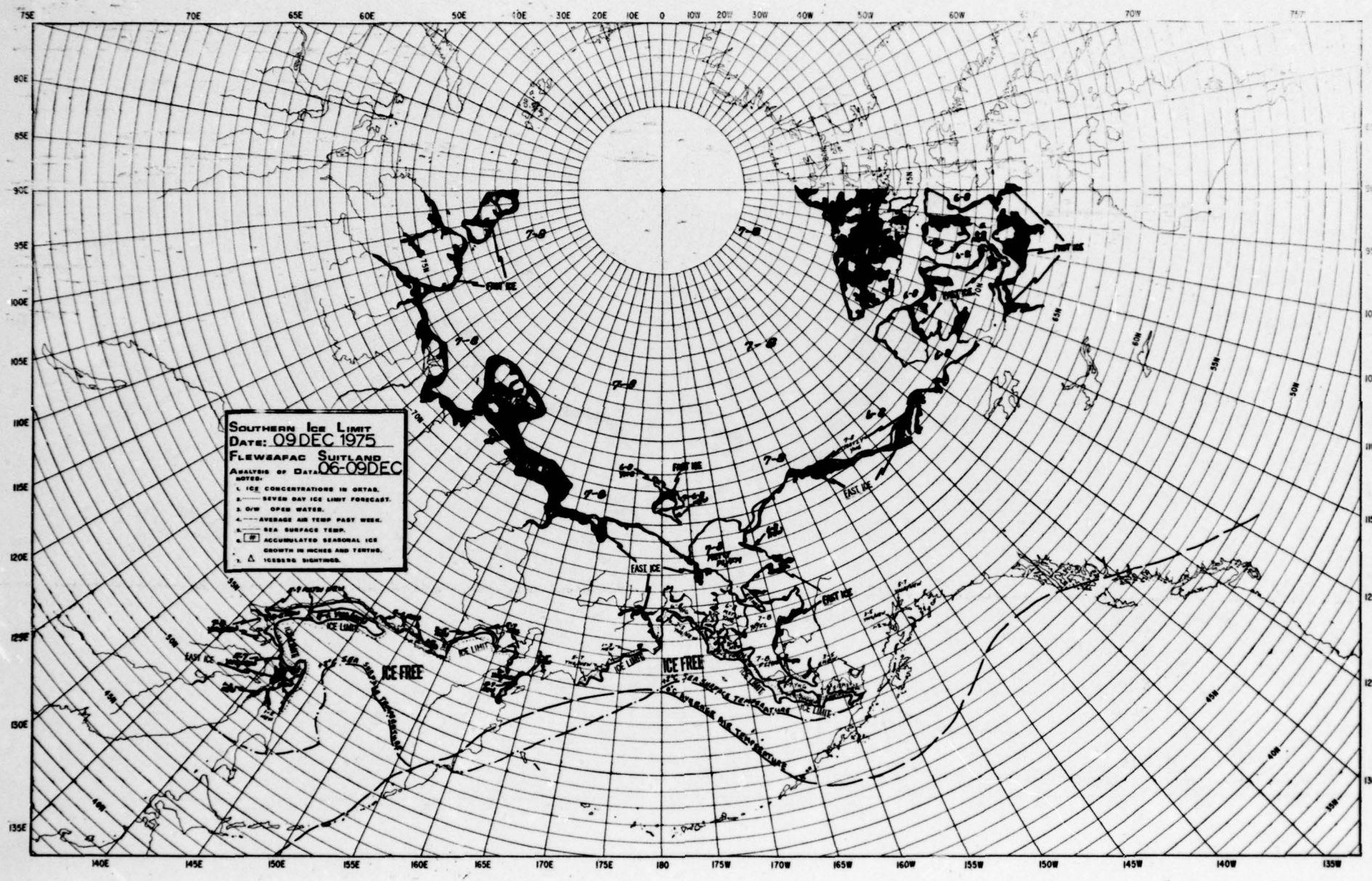
SOUTHERN ICE LIMIT
DATE: 09DEC 1975
FLEWEAPAC SUITLAND
ANALYSIS OF DATA 06-09DEC
NOTES:
1. ICE CONCENTRATIONS IN OKTAS.
2. ------ SEVEN DAY ICE LIMIT FORECAST.
3. O/W OPEN WATER.
4. ---- AVERAGE AIR TEMP PAST WEEK.
5. ~~~ SEA SURFACE TEMP.
6. 39 ACCUMULATED SEASONAL ICE GROWTH IN INCHES AND TENTHS.
7. △ ICEBERG SIGHTINGS.
FAST ICE
ICE FREE
ICE LIMIT
SEA SURFACE TEMPERATURE
AVERAGE AIR TEMPERATURE

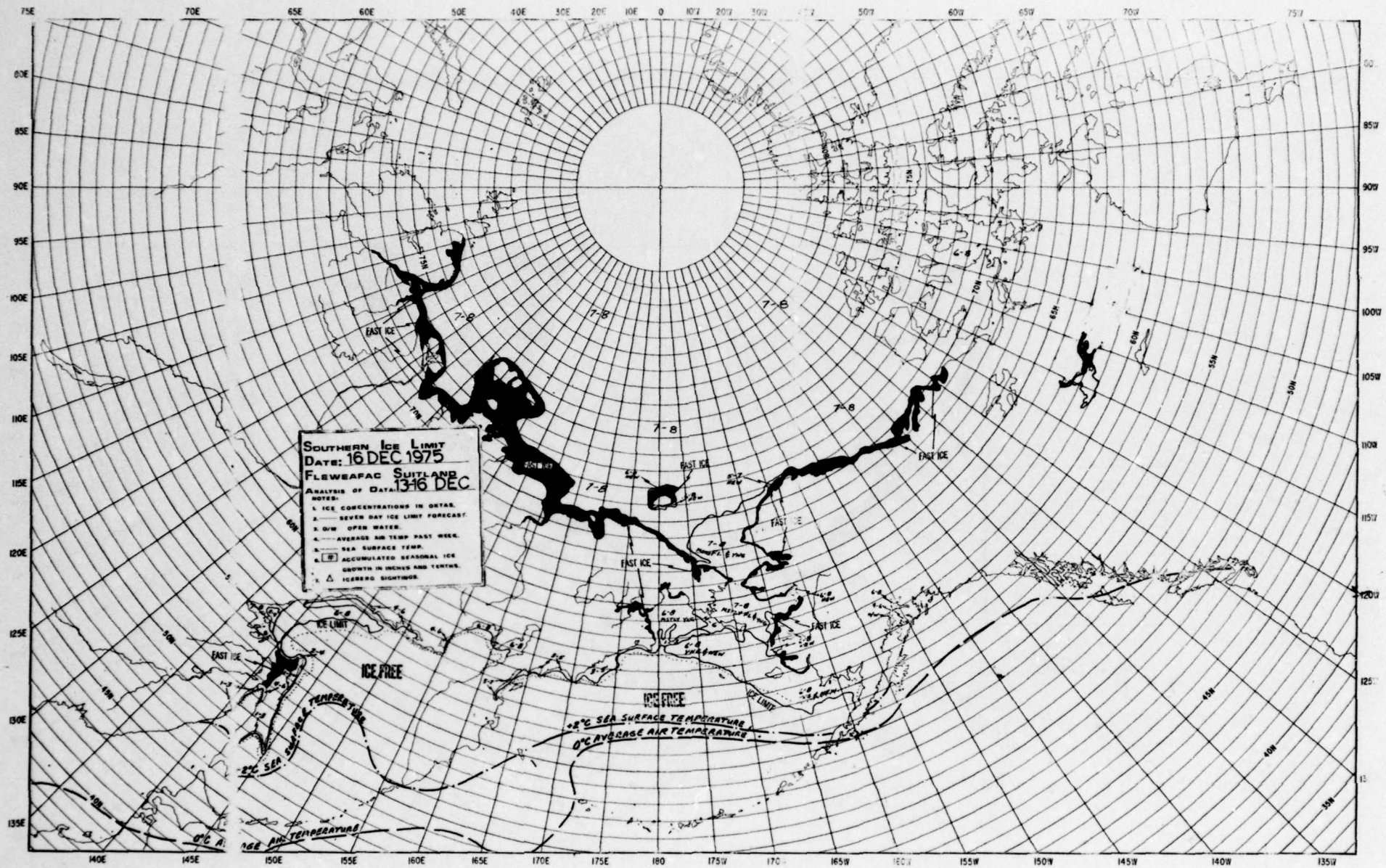
SOUTHERN ICE LIMIT
DATE: 16 DEC 1975
FLEWEAFAC SUITLAND
ANALYSIS OF DATA: 13-16 DEC
NOTES:
1. ICE CONCENTRATIONS IN OKTAS.
2. ——— SEVEN DAY ICE LIMIT FORECAST.
3. O/W OPEN WATER.
4. ——— AVERAGE AIR TEMP PAST WEEK.
5. SEA SURFACE TEMP.
6. ACCUMULATED SEASONAL ICE GROWTH IN INCHES AND TENTHS.
7. △ ICEBERG SIGHTINGS.
ICE FREE
ICE FREE
EAST ICE
EAST ICE
EAST ICE
EAST ICE
EAST ICE
ICE LIMIT
ICE LIMIT
+2°C SEA SURFACE TEMPERATURE
0°C AVERAGE AIR TEMPERATURE
+2°C SEA SURFACE TEMPERATURE
0°C AVERAGE AIR TEMPERATURE
75E
70E
65E
60E
50E
40E
30E
20E
10E
0
10W
20W
30W
50W
60W
65W
70W
75W
80E
85E
90E
95E
100E
105E
110E
115E
120E
125E
130E
135E
140E
145E
150E
155E
160E
165E
170E
175E
180
175W
165W
155W
150W
145W
140W
135W
85W
90W
95W
100W
105W
110W
115W
120W
125W
40N
45N
50N
55N
60N
65N
70N
75N

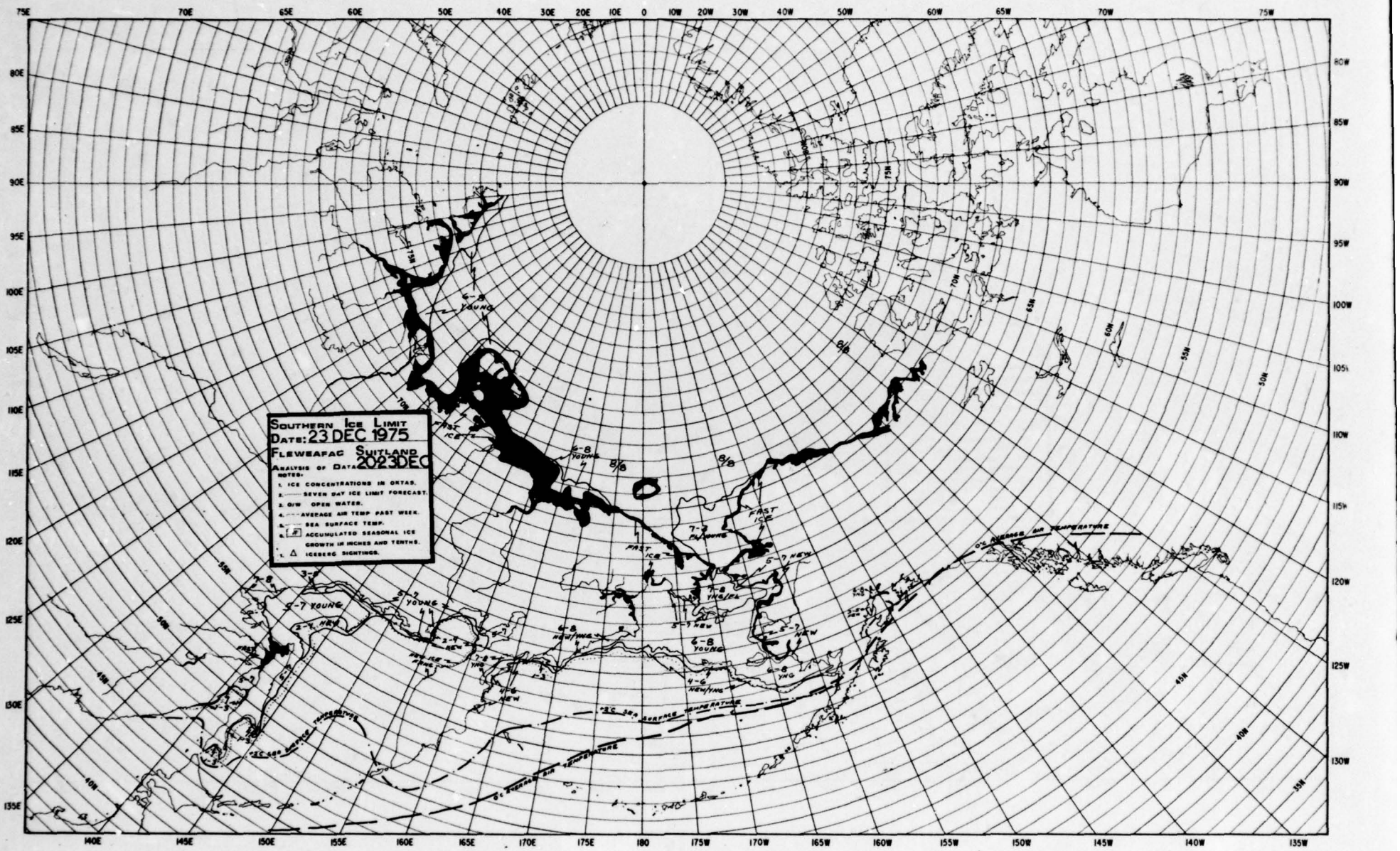
SOUTHERN ICE LIMIT
DATE: 23 DEC 1975
FLEWEAFAC SUITLAND
ANALYSIS OF DATA 2023DEC
NOTES:
1. ICE CONCENTRATIONS IN OKTAS.
2. ——— SEVEN DAY ICE LIMIT FORECAST.
3. O/W OPEN WATER.
4. ---- AVERAGE AIR TEMP PAST WEEK.
5. SEA SURFACE TEMP.
6. ACCUMULATED SEASONAL ICE GROWTH IN INCHES AND TENTHS.
7. △ ICEBERG SIGHTINGS.
8/8
FAST ICE
5-7 YOUNG
6-8 YOUNG
7-9 YOUNG
4-6 NEW/YNG
5-7 NEW
75E
70E
65E
60E
50E
40E
30E
20E
10E
0
10W
20W
30W
40W
50W
60W
65W
70W
75W
80E
85E
90E
95E
100E
105E
110E
115E
120E
125E
130E
135E
140E
145E
150E
155E
160E
165E
170E
175E
180
175W
170W
165W
160W
155W
150W
145W
140W
135W
80W
85W
90W
95W
100W
105W
110W
115W
120W
125W
130W

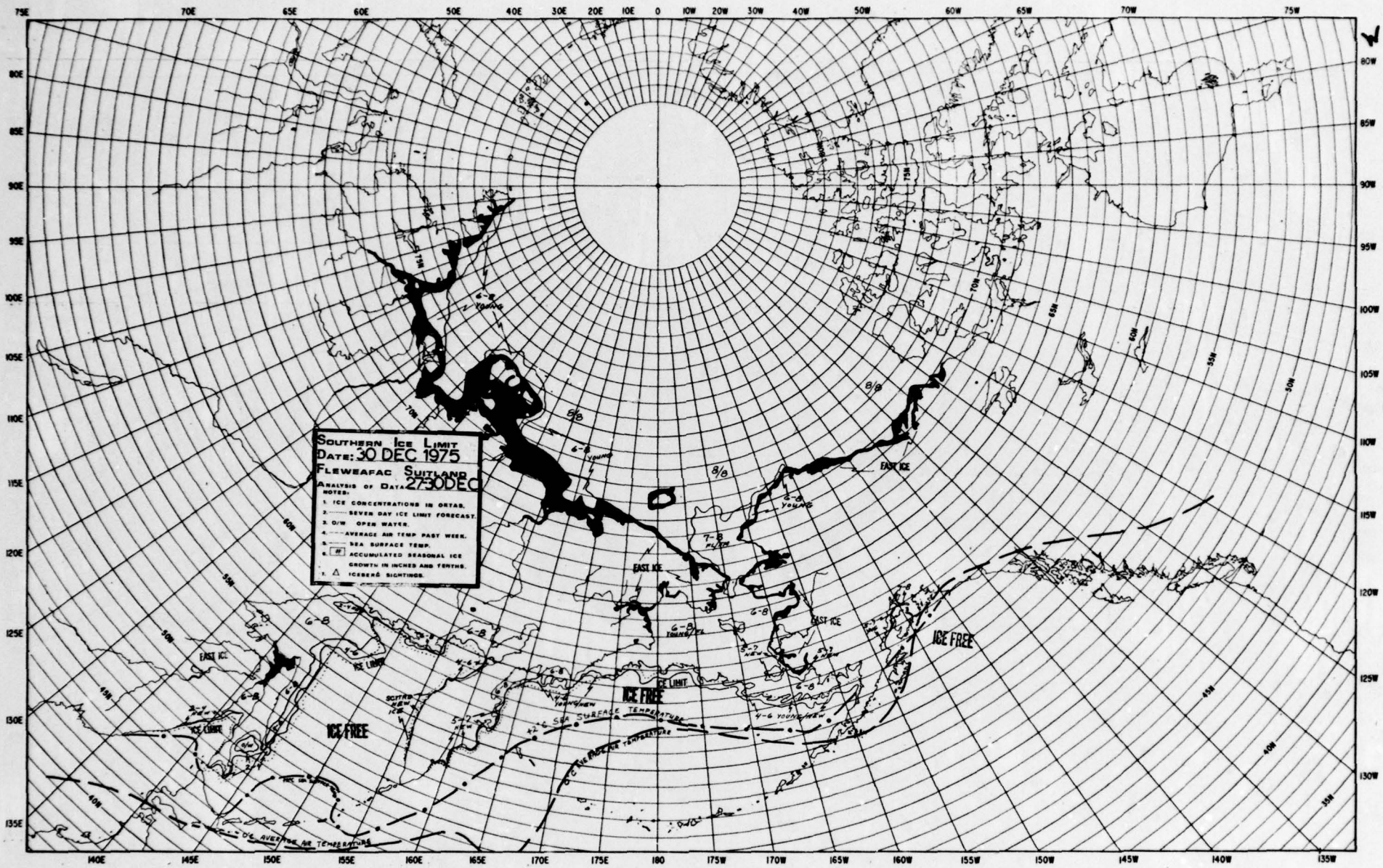

SOUTHERN ICE LIMIT
DATE: 30 DEC 1975
FLEWEAFAC SUITLAND
ANALYSIS OF DATA 27-30DEC
NOTES:
1. ICE CONCENTRATIONS IN OKTAS.
2. SEVEN DAY ICE LIMIT FORECAST.
3. O/W OPEN WATER.
4. AVERAGE AIR TEMP PAST WEEK.
5. SEA SURFACE TEMP.
6. # ACCUMULATED SEASONAL ICE GROWTH IN INCHES AND TENTHS.
7. △ ICEBERG SIGHTINGS.
ICE FREE
ICE LIMIT
EAST ICE
SEA SURFACE TEMPERATURE
AVERAGE AIR TEMPERATURE