

AD-A035 204

FEDERAL AVIATION ADMINISTRATION WASHINGTON D C OFFICE--ETC F/G 1/2  
IFR AIRCRAFT HANDLED FORECAST BY AIR ROUTE TRAFFIC CONTROL CENT--ETC(U)  
NOV 76

UNCLASSIFIED

FAA-AVP-76-13

NL

1 OF 1  
ADA035204

END  
DATE  
FILMED  
3 - 77

ADA035204

REPORT NO. FAA-AVP 76-13

# IFR AIRCRAFT HANDLED

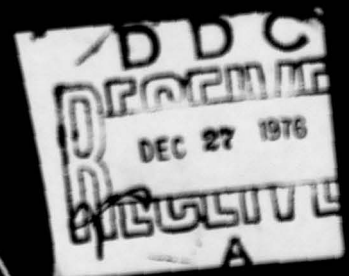
Forecast by  
AIR ROUTE TRAFFIC CONTROL CENTER  
FISCAL YEARS 1977-1988

NOVEMBER 1976



Document is available to the public through  
the National Technical Information Service  
Springfield, Va. 22151

U.S. DEPARTMENT OF TRANSPORTATION  
FEDERAL AVIATION ADMINISTRATION  
Office of Aviation Policy  
Aviation Forecast Branch  
Washington, D.C. 20591



1. Report No. <b>FAA-AVP-76-13</b> ✓	2. Government Accession No.	3. Recipient's Catalog No. <i>10</i>	
4. Title and Subtitle <b>IFR Aircraft Handled Forecast By Air Route Traffic Control Center, Fiscal Years 1977-1988</b>		5. Report Date <b>November 30 1976</b>	6. Performing Organization Date <i>12/54</i>
7. Author(s) <b>AVP-120</b>		8. Performing Organization Report No. <b>FAA-AVP-76-13</b>	
9. Performing Organization Name and Address <b>Department of Transportation Federal Aviation Administration Office of Aviation Policy Washington, D.C. 20591</b>		10. Work Unit No.	11. Contract or Grant No.
12. Sponsoring Agency Name and Address		13. Type of Report and Period Covered <b>Forecast of Air Route Traffic Control Center Activity FY 1977-1988</b>	
13. Supplementary Notes		14. Sponsoring Agency Code	
16. Abstract <p>The report presents the forecasts of Instrument Flight Rule (IFR) aircraft handled by FAA air route traffic control centers (ARTCC). It serves as a base for the FAA planning and budget process in determining future requirements for facilities, equipment and manpower.</p> <p>The forecasts show that total aircraft handled will increase from 23.9 million in FY 1976 to 39.2 million in FY 1988. These national total numbers along with those for the intervening years are broken down by FAA region and by each air route traffic control center in this report.</p> <p style="text-align: center;">A</p> <p style="text-align: right;"><i>406 648 677</i></p>			
17. Key Words <b>Air Route Traffic Control Centers Aviation Activity Forecasts Federal Aviation Administration Air Carriers, General Aviation Military Aviation, Aircraft Operations</b>		18. Distribution Statement <b>Document is available to the public through the National Technical Information Service Springfield, Virginia 22152</b>	
19. Security Classif. (of this report) <b>Unclassified</b>	20. Security Classif. (of this page) <b>Unclassified</b>	21. No. of Pages <b>52</b>	22. Price

**REPORT NO. FAA-AVP 76-13**

# **IFR AIRCRAFT HANDLED**

**Forecast by  
AIR ROUTE TRAFFIC CONTROL CENTER  
FISCAL YEARS 1977-1988**

**NOVEMBER 1976**



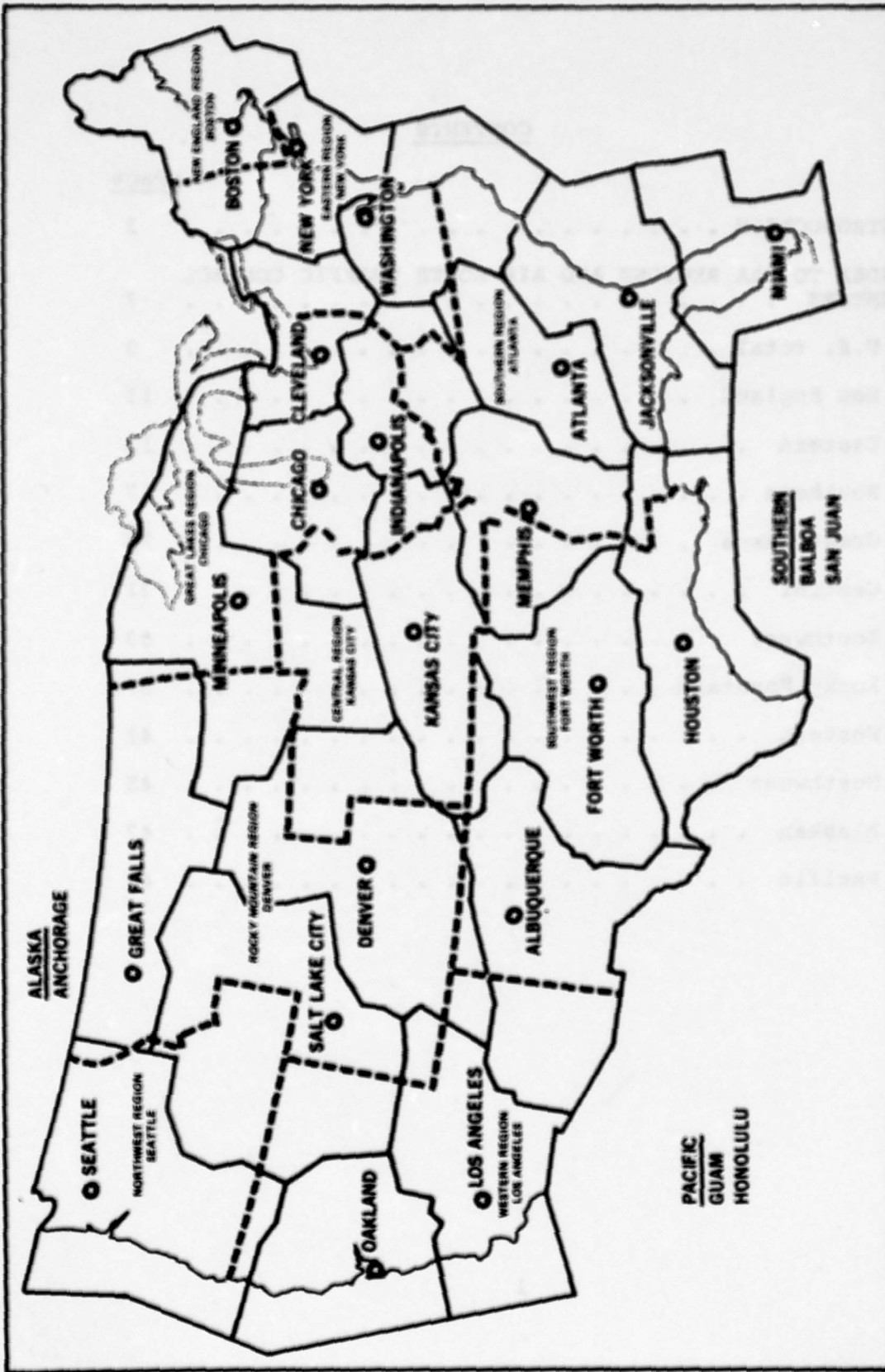
NOV 1976	DATE	NOV 1976
400	NO. OF AIRCRAFT	100
100	NO. OF AIRCRAFT	100
FISCAL YEAR 1977-1988		
BY: [Signature]		
TITLE: [Signature]		
A		

Document is available to the public through  
the National Technical Information Service  
Springfield, Va. 22151

**U.S. DEPARTMENT OF TRANSPORTATION  
FEDERAL AVIATION ADMINISTRATION  
Office of Aviation Policy  
Aviation Forecast Branch  
Washington, D.C. 20591**

CONTENTS

	<u>Page</u>
INTRODUCTION . . . . .	3
INDEX TO FAA REGIONS AND AIR ROUTE TRAFFIC CONTROL CENTERS . . . . .	7
U.S. Total . . . . .	9
New England . . . . .	11
Eastern . . . . .	13
Southern . . . . .	17
Great Lakes . . . . .	25
Central . . . . .	31
Southwest . . . . .	33
Rocky Mountain . . . . .	37
Western . . . . .	41
Northwest . . . . .	45
Alaskan . . . . .	47
Pacific . . . . .	49



LEGEND

- AIR ROUTE TRAFFIC CONTROL CENTER BOUNDARIES
- FAA REGIONAL BOUNDARIES
- ARTCC LOCATIONS

Figure 1

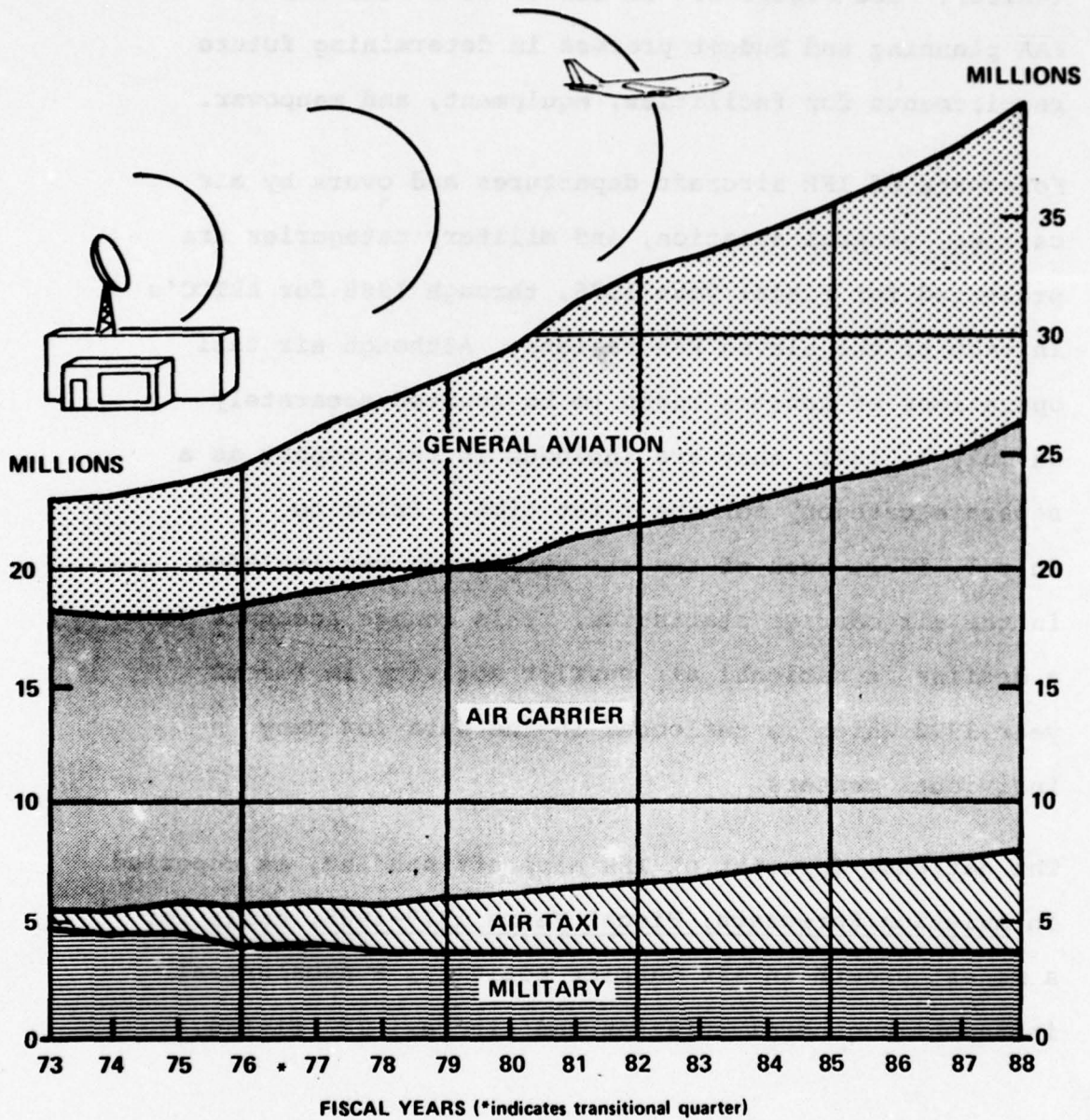
## INTRODUCTION

This report provides forecasts of Instrument Flight Rule (IFR) aircraft handled by Federal Aviation Administration (FAA) air route traffic control centers (ARTCC). See Figure 1. It serves as a base for the FAA planning and budget process in determining future requirements for facilities, equipment, and manpower.

Forecasts of IFR aircraft departures and overs by air carrier, general aviation, and military categories are presented for fiscal year 1976, through 1988 for ARTCC's in each of the eleven FAA regions. Although air taxi operations at centers began to be counted separately on July 1, 1971, they are included in this report as a separate category for the first time. Prior to July 1, 1971, much of the air taxi count was included in the air carrier statistics. This change accounts for a decline in national air carrier activity in fiscal year 1972 which is reflected in the data for many individual centers.

The national forecast of IFR aircraft handled, as reported in Aviation Forecasts, Fiscal Years 1977-1988, calls for a modest growth in air carrier activity, a substantial increase in general aviation and air taxi IFR flying,

**FIGURE 2**  
**IFR AIRCRAFT HANDLED BY**  
**FAA AIR ROUTE TRAFFIC CONTROL CENTERS**



and stabilized level of military activity. See Figure 2. The forecasts for the individual centers were derived by first analyzing the past relationship of each data series to the respective national totals. Based on this analysis, estimates were made of the future percentage each series will be of the national forecast. The resulting activity levels were next compared with each center's historical trend. Adjustments, as necessary, were made for consistency with these trends after taking into account inputs from FAA regional offices, announced plans of DOD (e.g., base closings and transfers) and known alterations in center boundaries. Major examples of the latter include the transfer of a portion of Iowa and Nebraska from the Chicago ARTCC to the Minneapolis ARTCC in November 1971, and the phase out of the Great Falls ARTCC in 1976.

The impact on center activity of expanded positive control of airspace, a greater number of airports with terminal control areas, and expanded radar service by FAA towers will continue to be monitored in order to give them proper weight in the forecast. To date, their impact appears to have been minimal.

An index to FAA regions and air route traffic control centers is included on the following page in order to facilitate the use of this report. Although regional and center boundaries do not coincide, for purposes of this report the total for a region includes all aircraft handled by centers headquartered within that region.

This Report is one of a series of specialized aviation forecast studies issued annually by the FAA Aviation Forecast Branch, Office of Aviation Policy. The series includes "Aviation Forecasts 1977-1988," "Washington National and Dulles International Airport Forecasts 1977-1988," "Military Air Traffic Forecast 1977-1988," "Terminal Area Forecast 1977-1988," and "IFR Aircraft Handled Forecast by Air Route Traffic Control Centers 1977-1988." Copies of these reports are available from the National Technical Information Service, 5285 Port Royal Road, Springfield, Virginia 22151. Information on the sales price may be obtained from them.

Further information on specific projections and their underlying assumptions are available from the Aviation Forecast Branch (AVP-120), Federal Aviation Administration, Washington, D.C. 20591, phone area code 202-426-3103.

DISTRIBUTION: W-1, R-1, RPL-2, ZMS-411, ZVP-382

# INDEX TO FAA REGIONS AND AIR ROUTE TRAFFIC CONTROL CENTERS

## CENTERS WITHIN EACH REGION

### NEW ENGLAND

Boston

### EASTERN

New York

Washington

### SOUTHERN

Atlanta

Balboa

Jacksonville

Memphis

Miami

San Juan

### GREAT LAKES

Chicago

Cleveland

Indianapolis

Minneapolis

### CENTRAL

Kansas City

### SOUTHWEST

Albuquerque

Fort Worth

Houston

### ROCKY MOUNTAIN

Denver

Great Falls

Salt Lake City

### WESTERN

Los Angeles

Oakland

### NORTHWEST

Seattle

### ALASKAN

Anchorage

### PACIFIC

Guam

Honolulu

## REGIONS

U.S. TOTAL

NEW ENGLAND

EASTERN

SOUTHERN

GREAT LAKES

CENTRAL

SOUTHWEST

ROCKY MOUNTAIN

WESTERN

NORTHWEST

ALASKAN

PACIFIC

IPR AIRCRAFT HANDLED BY USER CATEGORY

NATIONAL REPORT

FISCAL YEAR	DEPARTURES				DOMESTIC				OCEANIC			
	AIRCRAFT HANDLED	TOTAL	AIR CAR	GEN	TOTAL	AIR CAR	TAXI	GEN	TOTAL	AIR CAR	TAXI	GEN
1970	21,608	8,362	5,242	1,502	4,884	2,622	0	642	1,102	642	0	27
1971	21,325	8,155	4,912	1,444	5,016	2,686	0	487	1,295	435	0	26
1972	22,025	8,455	4,851	1,605	5,115	2,785	14	525	1,270	449	14	31
1973	22,831	8,877	4,899	1,698	5,077	2,750	20	601	1,050	449	14	33
1974	22,882	8,963	4,837	2,199	4,856	2,702	31	648	1,032	424	14	34
1975	23,896	9,404	4,836	2,404	5,000	2,712	36	712	1,044	415	14	34
1976	23,925	9,402	4,816	2,504	5,119	2,760	43	782	1,034	384	14	34
1977	6,424	2,900	1,200	700	1,424	775	10	230	261	119	4	10
1977	29,706	10,200	4,900	2,600	5,224	2,825	48	335	925	435	14	45
1978	29,710	10,600	5,000	3,300	5,510	2,945	55	448	940	495	17	42
1979	27,729	11,000	5,100	3,500	5,729	3,035	61	1,032	940	495	17	42
1980	28,936	11,300	5,200	3,600	5,936	3,086	68	1,166	940	514	17	42
1981	30,749	12,300	5,400	4,300	6,149	3,184	77	1,243	940	534	14	40
1982	32,153	12,900	5,600	4,600	6,353	3,247	85	1,334	940	553	14	40
1983	32,963	13,200	5,700	4,700	6,563	3,307	94	1,428	940	573	14	40
1984	33,827	13,600	5,800	4,800	6,727	3,416	103	1,477	940	592	14	40
1985	35,066	14,100	6,000	5,000	6,886	3,498	111	1,531	940	612	14	40
1986	36,290	14,600	6,200	5,200	7,090	3,619	120	1,588	940	631	20	42
1987	37,732	15,200	6,400	5,400	7,332	3,749	128	1,645	940	651	20	42
1988	39,161	15,800	6,600	5,600	7,561	3,880	141	1,699	940	670	21	42

NOTES: FIGURES IN THOUSANDS  
 DETAIL MAY NOT ADD DUE TO INDEPENDENT ROUNDING  
 YEAR 1977 INDICATES TRANSITION QUARTER FOR FISCAL YEAR CHANGE

AVP-122  
 OCTOBER 1976

PRECEDING PAGE BLANK-NOT FILMED

19R AIRCRAFT HANDLED BY USER CATEGORY

REGION - NEW ENGLAND

FISCAL YEAR	DEPARTURES				DOMESTIC				OVERS				OCEANIC					
	AIRCFT HANDLED	AIR CAR	AIR TAXI	GEN AVI	MIL	TOTAL	AIR CAR	AIR TAXI	GEN AVI	MIL	AIR CAR	AIR TAXI	GEN AVI	MIL	AIR CAR	AIR TAXI	GEN AVI	MIL
1970	1,038	258	0	92	65	208	137	0	17	94	0	0	0	0	0	0	0	0
1971	1,018	242	0	96	66	210	135	0	20	55	0	0	0	0	0	0	0	0
1972	934	202	34	76	63	185	115	2	18	50	0	0	0	0	0	0	0	0
1973	940	196	37	82	60	192	120	1	14	56	0	0	0	0	0	0	0	0
1974	915	181	39	89	53	190	120	1	15	54	0	0	0	0	0	0	0	0
1975	920	176	39	101	54	180	113	0	16	51	0	0	0	0	0	0	0	0
1976	913	174	38	103	50	182	117	1	17	47	0	0	0	0	0	0	0	0
1977	939	43	8	30	13	49	32	0	9	12	0	0	0	0	0	0	0	0
1977	937	177	34	127	50	183	118	1	18	45	0	0	0	0	0	0	0	0
1978	975	175	38	136	46	185	118	1	21	45	0	0	0	0	0	0	0	0
1979	988	173	41	132	45	188	120	1	22	44	0	0	0	0	0	0	0	0
1980	1,013	174	44	130	44	190	122	1	23	44	0	0	0	0	0	0	0	0
1981	1,065	179	46	166	44	195	125	1	25	43	0	0	0	0	0	0	0	0
1982	1,100	183	49	176	43	198	127	2	27	43	0	0	0	0	0	0	0	0
1983	1,114	184	53	174	43	202	129	2	29	43	0	0	0	0	0	0	0	0
1984	1,137	185	60	179	43	205	132	2	29	43	0	0	0	0	0	0	0	0
1985	1,161	189	63	184	42	206	134	2	29	42	0	0	0	0	0	0	0	0
1986	1,190	193	66	190	42	212	134	2	30	42	0	0	0	0	0	0	0	0
1987	1,230	198	69	198	42	218	142	2	32	41	0	0	0	0	0	0	0	0
1988	1,278	204	73	204	42	223	147	2	32	41	0	0	0	0	0	0	0	0

NOTES  
 FIGURES IN THOUSANDS  
 DETAIL MAY NOT ADD DUE TO INDEPENDENT ROUNDING  
 YEAR 1977 INDICATES TRANSITION QUARTER FOR FISCAL YEAR CHANGE

PRECEDING PAGE BLANK-NOT FILMED

IPR AIRCRAFT HANDLED BY USER CATEGORY

BOSTON  
\*\*\*\*\*

FISCAL YEAR	DEPARTURES						OVERS					
	AIRCPT HANDLED			TOTAL			DOMESTIC			OCEANIC		
	AIRCPT	AIR TAXI	GEN AVI	TOTAL	AIR CAR	MIL	AIR TAXI	AIR CAR	MIL	AIR TAXI	AIR CAR	MIL
1970	1,038	415	298	0	65	65	0	137	0	17	94	0
1971	1,018	404	292	0	66	66	0	135	0	20	59	0
1972	934	375	202	34	63	63	2	115	0	18	30	0
1973	944	374	196	37	60	60	1	120	0	14	36	0
1974	915	362	181	39	55	55	1	120	0	15	34	0
1975	920	370	174	39	54	54	0	113	0	16	31	0
1976	913	365	174	38	50	50	1	117	0	17	27	0
1977	239	95	43	8	13	13	0	32	0	5	12	0
1978	957	387	177	34	50	50	1	118	0	18	45	0
1979	975	395	175	38	46	46	1	118	0	21	45	0
1980	988	400	173	41	45	45	1	120	0	22	44	0
1981	1,015	412	174	44	44	44	1	122	0	23	44	0
1982	1,068	435	179	46	44	44	1	125	0	29	44	0
1983	1,100	451	183	49	43	43	2	127	0	27	43	0
1984	1,114	456	184	53	43	43	2	129	0	29	43	0
1985	1,137	466	185	60	43	43	2	132	0	29	43	0
1986	1,161	478	189	63	42	42	2	134	0	29	42	0
1987	1,194	491	193	64	42	42	2	138	0	31	42	0
1988	1,230	504	198	64	42	42	2	142	0	32	41	0
1989	1,278	528	204	73	42	42	2	147	0	32	41	0

NOTES  
 FIGURES IN THOUSANDS  
 DETAIL MAY NOT ADD DUE TO INDEPENDENT ROUNDING  
 YEAR 1977 INDICATES TRANSITION QUARTER FOR FISCAL YEAR CHANGE

AVP-128  
 OCTOBER 1976

IPR AIRCRAFT HANDLED BY USER CATEGORY

REGION - EASTERN  
\*\*\*\*\*

FISCAL YEAR	AIRCRAFT HANDLED			DEPARTURES										YEARS									
	TOTAL	CAR	AIR	AIR TARI	AIR TARI	GEN AVI	MIL	TOTAL	AIR TARI	AIR TARI	GEN AVI	MIL	AIR TARI	AIR TARI	GEN AVI	MIL	AIR TARI	AIR TARI	GEN AVI	MIL			
1970	2,026	1,173	620	0	209	219	140	676	279	0	62	68	68	0	0	0	0	0	0	0	0		
1971	2,745	1,133	768	0	219	231	153	870	289	0	68	63	63	0	0	0	0	0	0	0	0		
1972	2,870	1,184	764	20	231	251	160	983	277	0	60	63	63	0	0	0	0	0	0	0	0		
1973	2,804	1,170	782	31	259	274	145	947	319	1	71	68	68	0	0	0	0	0	0	0	0		
1974	2,870	1,167	782	46	274	276	143	936	307	2	74	62	62	0	0	0	0	0	0	0	0		
1975	2,965	1,198	870	74	302	302	152	948	319	5	66	70	70	0	0	0	0	0	0	0	0		
1976	2,807	1,173	644	72	307	307	140	931	331	9	62	66	66	0	0	0	0	0	0	0	0		
1977	3,103	1,268	699	23	322	322	57	130	67	0	60	11	11	0	0	0	0	0	0	0	0		
1978	3,187	1,303	784	101	349	349	138	967	327	9	66	68	68	0	0	0	0	0	0	0	0		
1979	3,269	1,332	788	111	359	359	127	681	334	6	107	30	30	0	0	0	0	0	0	0	0		
1980	3,304	1,301	720	120	414	414	126	622	342	7	122	30	30	0	0	0	0	0	0	0	0		
1981	3,374	1,267	746	138	425	425	126	645	346	8	123	30	30	0	0	0	0	0	0	0	0		
1982	3,716	1,327	771	138	491	491	126	663	366	9	123	30	30	0	0	0	0	0	0	0	0		
1983	3,791	1,394	785	140	497	497	126	682	363	10	123	30	30	0	0	0	0	0	0	0	0		
1984	3,880	1,391	794	148	524	524	129	698	371	11	124	30	30	0	0	0	0	0	0	0	0		
1985	4,000	1,444	821	177	521	521	129	712	379	11	127	30	30	0	0	0	0	0	0	0	0		
1986	4,124	1,499	829	186	539	539	129	738	382	13	127	30	30	0	0	0	0	0	0	0	0		
1987	4,276	1,798	870	197	557	557	125	761	408	13	121	38	38	0	0	0	0	0	0	0	0		
1988	4,537	1,826	897	207	586	586	123	784	428	14	123	38	38	0	0	0	0	0	0	0	0		

NOTES  
FIGURES IN THOUSANDS  
DETAIL MAY NOT ADD DUE TO INDEPENDENT ROUNDINGS  
YEAR 1977 INDICATES TRANSITION QUARTER FOR FISCAL YEAR CHANGE

IPR AIRCRAFT HANDLED BY USER CATEGORY

NEW YORK  
\*\*\*\*\*

FISCAL YEAR	AIRCRAFT HANDLED				DEPARTURES				OVERS				DOMESTIC				OCEANIC			
	TOTAL	AIR CAR	AIR TAXI	GEN AVI	MIL	TOTAL	AIR CAR	AIR TAXI	GEN AVI	MIL	TOTAL	AIR CAR	AIR TAXI	GEN AVI	MIL	TOTAL	AIR CAR	AIR TAXI	GEN AVI	MIL
	*****	****	****	****	****	*****	****	****	****	****	*****	****	****	****	****	*****	****	****	****	****
1970	671	520	0	118	33	196	75	0	10	29	69	0	0	1	19					
1971	614	466	0	115	31	209	66	0	10	29	99	0	0	1	19					
1972	650	477	11	127	35	228	80	0	20	30	77	0	0	2	19					
1973	668	476	22	139	32	227	71	0	21	24	89	0	0	4	19					
1974	652	441	35	145	30	229	73	0	23	22	99	0	0	3	19					
1975	635	415	52	157	31	237	66	2	20	24	79	0	0	2	19					
1976	631	395	48	158	30	237	101	2	30	25	63	0	0	2	12					
1977	403	170	13	45	7	62	23	0	0	6	22	0	0	0	3					
1977	1,640	702	52	192	27	237	67	1	29	21	82	0	0	2	16					
1978	1,688	723	57	207	25	243	88	2	32	21	86	0	0	2	16					
1979	1,732	739	62	215	24	253	90	2	34	21	89	0	0	3	16					
1980	1,792	766	67	231	23	260	92	2	36	20	93	0	0	3	16					
1981	1,894	816	73	259	23	296	93	2	37	20	99	0	0	3	16					
1982	1,969	847	77	273	23	274	99	2	40	20	98	0	0	4	16					
1983	2,066	862	83	276	23	281	97	2	42	20	102	0	0	4	16					
1984	2,051	882	90	280	22	288	99	3	42	20	109	0	0	4	16					
1985	2,110	913	99	290	22	294	101	3	43	20	108	0	0	4	16					
1986	2,182	940	103	298	22	301	103	3	44	20	111	0	0	5	16					
1987	2,263	976	109	314	22	312	109	3	46	20	114	0	0	5	16					
1988	2,350	1,015	118	330	22	321	113	3	47	20	117	0	0	6	16					

NOTES  
FIGURES IN THOUSANDS  
DETAIL MAY NOT ADD DUE TO INDEPENDENT ROUNDING  
YEAR 1977 INDICATES TRANSITION QUARTER FOR FISCAL YEAR CHANGE

IPR AIRCRAFT HANDLED BY USER CATEGORY

WASHINGTON  
\*\*\*\*\*

FISCAL YEAR	DEPARTURES				OVERS				DOMESTIC				OCEANIC			
	AIRCPT HANDLED	TOTAL	AIR CAR	AIR TAXI	GEN AVI	MIL	TOTAL	AIR CAR	AIR TAXI	GEN AVI	MIL	AIR CAR	AIR TAXI	GEN AVI	MIL	
1970	1,288	504	300	0	91	113	288	193	0	48	39	0	0	0	0	
1971	1,308	519	297	0	100	122	278	194	0	42	34	0	0	0	0	
1972	1,383	534	287	9	108	134	275	197	0	45	33	0	0	0	0	
1973	1,528	504	266	9	116	113	320	244	1	51	24	0	0	0	0	
1974	1,538	515	281	11	130	113	307	234	2	52	20	0	0	0	0	
1975	1,597	583	255	22	145	121	311	229	3	58	21	0	0	0	0	
1976	1,597	581	249	24	140	119	314	228	3	62	21	0	0	0	0	
1977	370	141	65	11	34	30	68	48	0	18	9	0	0	0	0	
1978	1,462	566	284	41	151	111	338	248	4	67	19	0	0	0	0	
1979	1,499	580	270	45	162	103	334	242	4	75	18	0	0	0	0	
1980	1,534	593	270	49	170	103	349	243	5	82	18	0	0	0	0	
1981	1,592	619	276	54	183	103	362	249	5	89	18	0	0	0	0	
1982	1,679	652	287	57	206	103	375	259	6	96	18	0	0	0	0	
1983	1,747	679	297	62	218	103	389	261	7	103	18	0	0	0	0	
1984	1,785	692	302	66	221	103	401	266	7	109	18	0	0	0	0	
1985	1,829	709	307	73	229	103	418	272	8	112	18	0	0	0	0	
1986	1,881	731	318	79	232	103	418	278	8	114	18	0	0	0	0	
1987	1,942	755	328	83	241	103	433	287	10	118	18	0	0	0	0	
1988	2,013	782	339	88	253	102	449	294	10	124	18	0	0	0	0	
1989	2,087	812	349	93	268	102	463	307	11	127	18	0	0	0	0	

NOTES  
FIGURES IN THOUSANDS  
DETAIL MAY NOT ADD DUE TO INDEPENDENT ROUNDING  
YEAR 1977 INDICATES TRANSITION QUARTER FOR FISCAL YEAR CHANGE

IPR AIRCRAFT HANDLED BY USER CATEGORY

RESION SOUTHERN

FISCAL YEAR	DEPARTURES				DOMESTIC				OVERS				OCEANIC			
	AIRCFT HANDLED	TOTAL	AIR CAR	AIR TAXI	GEN AVT	MIL	TOTAL	AIR CAR	AIR TAXI	GEN AVT	MIL	TOTAL	AIR CAR	AIR TAXI	GEN AVT	MIL
1970	6,213	1,520	932	0	270	327	1,155	925	0	122	200	101	0	0	23	37
1971	6,345	1,570	935	0	287	328	1,203	950	0	131	248	103	0	0	24	37
1972	6,720	1,716	865	102	302	407	1,288	907	1	151	279	108	16	0	27	27
1973	6,900	1,814	911	97	316	500	1,272	887	1	172	233	107	16	0	26	21
1974	6,933	1,828	918	98	326	507	1,276	881	3	181	210	104	16	0	26	16
1975	6,985	1,835	880	110	320	520	1,315	832	3	186	228	102	16	0	24	17
1976	5,016	1,822	880	112	314	515	1,372	672	5	217	233	100	16	0	30	19
1977	1,358	495	220	30	130	86	373	183	0	61	60	91	0	0	0	0
1977	5,421	2,013	930	160	300	329	1,304	682	12	226	218	103	16	0	34	18
1978	5,643	2,092	950	176	340	353	1,460	699	15	258	218	224	17	0	34	18
1979	5,861	2,177	970	201	360	363	1,527	712	17	288	217	223	17	0	41	18
1980	6,143	2,277	987	221	366	363	1,600	730	19	311	210	232	17	0	47	18
1981	6,332	2,441	1,026	282	369	363	1,681	740	22	339	218	241	18	0	53	18
1982	6,853	2,561	1,062	263	352	363	1,772	770	24	366	218	259	18	0	59	18
1983	7,021	2,629	1,083	284	359	363	1,821	780	26	386	217	277	19	0	63	18
1984	7,243	2,711	1,103	326	370	363	1,881	800	28	400	214	297	19	0	68	18
1985	7,484	2,809	1,134	387	1,420	363	1,866	820	31	425	216	279	19	0	75	18
1986	7,750	2,914	1,179	360	1,404	363	1,920	840	33	438	216	288	20	0	81	18
1987	8,072	3,039	1,217	380	1,186	363	2,002	861	36	447	213	293	20	0	89	18
1988	8,368	3,151	1,255	407	1,186	363	2,066	881	38	457	213	311	21	0	94	18

NOTES  
 FIGURES IN THOUSANDS  
 DETAIL MAY NOT ADD DUE TO INDEPENDENT ROUNDING  
 YEAR 1977 INDICATES TRANSITION QUARTER FOR FISCAL YEAR CHANGE

SEP-188  
 OCTOBER 1978

PRECEDING PAGE BLANK-NOT FILMED

IPR AIRCRAFT HANDLED BY USER CATEGORY

ATLANTA

FISCAL YEAR	AIRCRAFT HANDLED	TOTAL		AIR		GEN		MIL		DOMESTIC			OVERSEAS		
		AIR CAR	AIR TAXI	AIR CAR	AIR TAXI	AVI	GEN	MIL	AIR CAR	AIR TAXI	AIR CAR	AIR TAXI	AIR CAR	AIR TAXI	GEN
1970	1,167	474	318	0	0	0	0	0	0	102	0	0	0	0	0
1971	1,169	472	313	0	0	0	0	0	0	104	0	0	0	0	0
1972	1,261	503	324	4	4	110	0	0	0	110	0	0	0	0	0
1973	1,362	556	345	4	4	143	0	0	0	110	0	0	0	0	0
1974	1,400	579	307	5	5	168	0	0	0	111	0	0	0	0	0
1975	1,380	565	334	6	6	165	0	0	0	115	0	0	0	0	0
1976	1,401	570	339	0	0	170	0	0	0	110	1	0	0	0	0
1977	370	191	84	12	45	30	0	15	0	53	0	0	0	0	0
1978	1,310	621	353	45	360	168	0	26	0	121	0	0	0	0	0
1979	1,378	648	360	51	367	186	0	32	0	124	0	0	0	0	0
1980	1,440	673	367	57	372	190	0	32	0	126	0	0	0	0	0
1981	1,708	702	372	62	372	214	0	32	0	128	0	0	0	0	0
1982	1,814	749	385	68	385	243	0	32	0	131	7	0	0	0	0
1983	1,807	789	398	74	398	261	0	32	0	133	0	0	0	0	0
1984	1,940	801	404	79	404	266	0	32	0	134	0	0	0	0	0
1985	1,998	826	410	81	410	273	0	32	0	134	0	0	0	0	0
1986	2,063	855	422	87	422	284	0	32	0	134	0	0	0	0	0
1987	2,136	887	435	103	435	296	0	32	0	134	11	0	0	0	0
1988	2,220	923	448	109	448	314	0	32	0	130	11	0	0	0	0
1989	2,301	939	462	114	462	330	0	32	0	133	13	0	0	0	0

NOTES  
 FIGURES IN THOUSANDS  
 DETAIL MAY NOT ADD DUE TO INDEPENDENT ROUNDING  
 YEAR 1977 INDICATES TRANSITION QUARTER FOR FISCAL YEAR CHANGE

IPR AIRCRAFT HANDLED BY USER CATEGORY

BALBOA

FISCAL YEAR	DEPARTURES				OVERS				DOMESTIC				OCEANIC			
	AIRCPT HANDLED	TOTAL	AIR CAR	AIR TAXI	GEN AVI	MIL	TOTAL	AIR CAR	AIR TAXI	GEN AVI	MIL	AIR CAR	AIR TAXI	GEN AVI	MIL	
1970	47	12	10	0	0	2	23	0	0	0	0	19	0	1	3	
1971	49	11	9	0	0	2	23	0	0	0	0	19	0	1	3	
1972	48	9	8	0	0	1	26	0	0	0	0	22	0	1	3	
1973	60	17	14	0	0	3	24	2	0	0	0	21	0	1	2	
1974	79	24	18	0	2	4	27	5	0	0	0	19	0	1	2	
1975	81	25	18	0	3	4	31	7	0	0	0	20	0	2	2	
1976	77	21	17	0	2	2	35	9	0	1	0	21	0	2	2	
1977	22	4	5	0	0	1	10	2	0	0	0	9	0	1	2	
1978	87	26	19	0	2	5	34	8	0	1	0	21	0	2	2	
1979	90	27	20	0	2	5	37	9	0	1	0	23	0	1	2	
1980	94	29	20	0	2	5	39	0	0	1	0	29	0	2	2	
1981	99	29	22	0	2	5	41	10	0	1	0	26	0	2	2	
1982	106	32	25	0	2	5	43	11	0	1	0	27	0	2	2	
1983	116	36	27	1	4	5	46	13	0	1	0	27	0	3	2	
1984	124	38	29	1	4	5	48	13	0	1	0	29	0	3	2	
1985	139	43	33	1	4	5	50	14	0	1	0	30	0	3	2	
1986	147	46	36	1	4	5	53	16	0	1	0	30	0	3	2	
1987	157	49	39	1	5	5	56	17	0	1	0	31	0	3	2	
1988	160	50	40	1	5	5	59	19	0	2	0	33	0	4	2	

NOTES  
 FIGURES IN THOUSANDS  
 DETAIL MAY NOT ADD DUE TO INDEPENDENT ROUNDING  
 YEAR 1977 INDICATES TRANSITION QUARTER FOR FISCAL YEAR CHANGE

IFR AIRCRAFT HANDLED BY USER CATEGORY

JACKSONVILLE  
 .....

FISCAL YEAR	DEPARTURES				OVERS				DOMESTIC				OCEANIC					
	AIRCPT HANDLED	AIR CAR	AIR TAXI	GEN AVI	MIL	TOTAL	AIR CAR	AIR TAXI	GEN AVI	MIL	AIR CAR	AIR TAXI	GEN AVI	MIL	AIR CAR	AIR TAXI	GEN AVI	MIL
1970	994	114	0	56	142	370	237	0	40	93	0	0	0	0	0	0	0	0
1971	1,000	114	0	58	130	392	266	0	44	82	0	0	0	0	0	0	0	0
1972	1,109	103	16	71	155	415	282	0	52	81	0	0	0	0	0	0	0	0
1973	1,080	100	11	81	145	405	290	0	59	96	0	0	0	0	0	0	0	0
1974	1,064	94	12	90	131	409	297	1	61	51	0	0	0	0	0	0	0	0
1975	1,091	85	11	97	133	439	299	1	78	69	0	0	0	0	0	0	0	0
1976	1,106	85	10	99	124	464	327	1	78	67	0	0	0	0	0	0	0	0
1977	296	22	7	25	32	122	85	0	20	17	0	0	0	0	0	0	0	0
1978	1,159	80	29	110	122	457	317	4	73	62	0	0	0	0	0	0	0	0
1979	1,175	85	32	120	113	473	324	5	83	62	0	0	0	0	0	0	0	0
1980	1,215	87	37	128	112	488	331	5	92	61	0	0	0	0	0	0	0	0
1981	1,261	87	40	140	111	505	339	7	100	60	0	0	0	0	0	0	0	0
1982	1,323	89	44	158	110	520	344	7	107	60	0	0	0	0	0	0	0	0
1983	1,368	90	47	168	110	536	354	8	114	60	0	0	0	0	0	0	0	0
1984	1,402	91	52	173	110	552	362	8	122	60	0	0	0	0	0	0	0	0
1985	1,436	91	59	176	109	563	369	9	126	59	0	0	0	0	0	0	0	0
1986	1,469	92	63	184	109	573	377	10	127	59	0	0	0	0	0	0	0	0
1987	1,515	94	67	192	109	591	390	11	131	59	0	0	0	0	0	0	0	0
1988	1,570	96	71	203	109	611	402	11	139	59	0	0	0	0	0	0	0	0
1989	1,621	99	74	214	109	630	417	12	142	59	0	0	0	0	0	0	0	0

NOTES  
 FIGURES IN THOUSANDS  
 DETAIL MAY NOT ADD DUE TO INDEPENDENT ROUNDING  
 YEAR 1977 INDICATES TRANSITION QUARTER FOR FISCAL YEAR CHANGE

AVP-120  
 OCTOBER 1976

IPR AIRCRAFT HANDLED BY USER CATEGORY

MEMPHIS  
\*\*\*\*\*

FISCAL YEAR	DEPARTURES				OVERS				OCEANIC				
	ATRCPT HANDLED	TOTAL	AIR CAR	GEN AVI	MIL	TOTAL	AIR CAR	GEN AVI	MIL	TAXI	AIR CAR	GEN AVI	MIL
1970	806	270	148	0	63	266	160	0	41	0	0	0	0
1971	895	307	141	0	93	281	161	0	44	0	0	0	0
1972	980	339	135	0	85	302	175	0	49	0	0	0	0
1973	1,057	371	141	12	104	314	180	1	56	0	0	0	0
1974	1,092	387	152	20	114	317	183	2	60	0	0	0	0
1975	1,155	414	155	29	130	327	189	2	60	0	0	0	0
1976	1,152	405	150	33	136	341	192	3	70	0	0	0	0
1977	317	111	41	0	36	95	55	0	21	0	0	0	0
1977	1,259	452	166	41	135	354	205	4	76	0	0	0	0
1978	1,326	476	175	46	169	373	213	5	87	0	0	0	0
1979	1,387	499	179	52	180	389	216	6	98	0	0	0	0
1980	1,460	526	184	57	196	407	224	7	108	0	0	0	0
1981	1,565	570	194	63	228	425	231	8	117	0	0	0	0
1982	1,642	600	203	68	239	442	239	9	126	0	0	0	0
1983	1,698	619	209	73	237	460	246	9	136	0	0	0	0
1984	1,757	641	215	84	252	475	253	11	142	0	0	0	0
1985	1,822	669	224	90	264	485	261	11	148	0	0	0	0
1986	1,892	695	234	95	275	502	272	12	150	0	0	0	0
1987	1,977	727	243	101	282	523	282	13	159	0	0	0	0
1988	2,047	755	251	106	307	537	292	14	163	0	0	0	0

NOTES  
FIGURES IN THOUSANDS  
DETAIL MAY NOT ADD DUE TO INDEPENDENT ROUNDING  
YEAR 1977 INDICATES TRANSITION QUARTER FOR FISCAL YEAR CHANGE

IPR AIRCRAFT HANDLED BY USER CATEGORY

MIAMI

FISCAL YEAR	DEPARTURES				OVERS				DOMESTIC				OCEANIC					
	AIRCRAFT HANDLED	AIR CAR	AIR TAXI	GEN AVI	MIL	TOTAL	AIR CAR	AIR TAXI	GEN AVI	MIL	AIR CAR	AIR TAXI	GEN AVI	MIL	AIR CAR	AIR TAXI	GEN AVI	MIL
1970	912	266	0	56	49	170	20	0	3	20	92	0	15	20				
1971	926	266	0	56	51	180	24	0	3	19	90	0	17	21				
1972	1,024	248	32	70	69	186	26	1	5	19	86	15	18	16				
1973	1,033	264	28	82	58	174	22	0	2	13	93	13	19	12				
1974	1,026	240	32	67	49	169	22	0	2	12	92	14	18	9				
1975	1,027	246	40	65	50	165	21	0	2	14	84	13	21	10				
1976	1,039	248	37	102	47	171	21	0	2	16	85	13	22	12				
1977	281	64	9	31	12	47	6	0	1	4	24	3	6	2				
1978	1,135	290	37	136	47	179	23	0	3	14	90	13	24	9				
1979	1,185	285	41	150	44	184	23	0	3	14	95	14	27	9				
1980	1,240	270	46	160	44	199	24	0	3	14	104	15	30	9				
1981	1,294	274	50	175	44	208	24	0	3	14	108	15	35	9				
1982	1,379	283	55	190	44	219	25	0	3	14	113	16	39	9				
1983	1,447	292	61	213	44	228	25	0	3	14	117	16	43	9				
1984	1,483	296	65	219	44	236	26	0	4	14	120	17	46	9				
1985	1,531	299	75	225	44	246	27	0	4	14	125	17	51	9				
1986	1,587	308	80	234	44	254	27	0	4	14	128	17	56	9				
1987	1,647	316	85	244	44	262	29	0	4	14	133	18	60	9				
1988	1,712	326	90	259	44	276	30	0	5	14	137	18	63	9				
1989	1,781	337	94	272	44	289	30	0	5	14	141	19	71	9				

NOTES  
 FIGURES IN THOUSANDS  
 DETAIL MAY NOT ADD DUE TO INDEPENDENT ROUNDING  
 YEAR 1977 INDICATES TRANSITION QUARTER FOR FISCAL YEAR CHANGE

IPR AIRCRAFT HANDLED BY USER CATEGORY

SAN JUAN  
\*\*\*\*\*

FISCAL YEAR	DEPARTURES				OVERS				DOMESTIC				OCEANIC			
	AIRCPT HANDLED	AIR CAR	AIR TAXI	MIL	GEN AVI	MIL	TOTAL	AIR CAR	AIR TAXI	GEN AVI	MIL	AIR CAR	AIR TAXI	GEN AVI	MIL	
1970	287	90	76	0	6	6	107	4	0	1	1	60	0	7	14	
1971	310	103	90	0	6	7	104	3	0	1	1	80	0	6	13	
1972	306	101	47	42	6	6	105	4	0	1	1	82	1	8	6	
1973	308	102	47	48	5	6	108	3	0	1	1	83	3	6	7	
1974	297	82	47	28	4	3	103	3	0	1	1	83	2	8	5	
1975	241	74	82	24	5	3	93	0	0	1	0	78	3	6	5	
1976	241	73	41	24	5	3	93	5	0	1	1	78	3	6	5	
1977	68	20	11	1	7	1	27	2	0	0	0	22	1	2	1	
1978	275	85	44	6	30	3	104	6	0	1	1	82	3	7	4	
1979	289	90	43	9	33	3	108	6	0	1	1	86	3	8	4	
1980	306	94	46	10	33	3	117	6	0	1	1	98	2	9	4	
1981	321	100	47	11	38	3	122	6	0	1	1	98	2	10	4	
1982	344	108	50	12	43	3	127	6	0	1	1	101	2	11	4	
1983	361	114	52	13	46	3	132	6	0	1	1	106	2	12	4	
1984	373	116	54	14	47	3	136	6	0	1	1	109	2	12	4	
1985	388	123	56	16	48	3	142	7	0	1	1	113	2	14	4	
1986	403	128	58	17	50	3	147	7	0	1	1	117	2	16	4	
1987	420	134	61	18	52	3	152	7	0	1	1	120	2	17	4	
1988	436	139	64	18	54	3	158	8	0	2	1	123	2	18	4	
1989	453	145	66	19	57	3	163	8	0	2	1	127	2	20	4	

NOTE:  
FIGURES IN THOUSANDS  
DETAIL MAY NOT ADD DUE TO INDEPENDENT ROUNDING  
YEAR 1977 INDICATES TRANSITION QUARTER FOR FISCAL YEAR CHANGE

IPR AIRCRAFT HANDLED BY USER CATEGORY

REGION - GREAT LAKES

FISCAL YEAR	AIRCRAFT HANDLED				DEPARTURES				OVERS			
	TOTAL	AIR CAR	AIR TAXI	GEN AVI	TOTAL	AIR CAR	AIR TAXI	GEN AVI	TOTAL	AIR CAR	AIR TAXI	GEN AVI
1970	5,001	1,802	1,276	0	990	114	1,217	163	178	0	0	0
1971	4,755	1,775	1,115	0	940	111	1,205	160	167	0	0	0
1972	5,020	1,874	1,106	109	990	113	1,201	161	162	0	0	0
1973	5,431	2,032	1,108	155	646	122	1,320	16	170	0	0	0
1974	5,445	2,108	1,093	187	712	115	1,280	16	182	0	0	0
1975	5,792	2,280	1,217	215	787	123	1,311	15	165	0	0	0
1976	5,846	2,267	1,129	217	803	110	1,311	20	149	0	0	0
1977	1,572	601	283	68	222	30	369	0	39	0	0	0
1977	6,318	2,467	1,161	222	935	116	1,384	17	123	0	0	0
1978	6,802	2,594	1,180	282	1,027	106	1,430	28	141	0	0	0
1979	7,234	2,705	1,203	311	1,084	107	1,492	23	142	0	0	0
1980	7,736	2,840	1,221	340	1,171	107	1,554	26	142	0	0	0
1981	8,104	3,061	1,263	370	1,321	107	1,616	29	142	0	0	0
1982	8,315	3,202	1,322	428	1,407	108	1,670	31	142	0	0	0
1983	8,564	3,397	1,341	487	1,468	108	1,730	33	143	0	0	0
1984	8,860	3,526	1,383	516	1,518	109	1,775	36	143	0	0	0
1985	9,177	3,694	1,424	546	1,574	109	1,808	41	143	0	0	0
1986	9,572	3,815	1,468	577	1,643	110	1,870	48	143	0	0	0
1987	9,964	3,983	1,512	607	1,705	110	1,942	47	143	0	0	0
1988						110	2,003	53	143	0	0	0

NOTES  
 FIGURES IN THOUSANDS  
 DETAIL MAY NOT ADD DUE TO INDEPENDENT ROUNDING  
 YEAR 1977 INDICATES TRANSITION QUARTER FOR FISCAL YEAR CHANGE

PRECEDING PAGE BLANK-NOT FILMED

IPR AIRCRAFT HANDLED BY USER CATEGORY

CHICAGO  
\*\*\*\*\*

FISCAL YEAR	DEPARTURES				OVERS				DOMESTIC				OCEANIC				
	AIRCFT HANDLED	TOTAL	AIR CAR	GEN AVI	MIL	TOTAL	AIR CAR	GEN AVI	MIL	TOTAL	AIR CAR	GEN AVI	MIL	TOTAL	AIR CAR	GEN AVI	MIL
1970	1,720	758	941	0	162	58	244	170	0	33	41	0	0	0	0	0	0
1971	1,661	713	853	0	196	34	235	141	0	34	40	0	0	0	0	0	0
1972	1,593	689	846	46	173	24	215	149	3	34	39	0	0	0	0	0	0
1973	1,603	701	819	86	205	19	203	117	7	46	34	0	0	0	0	0	0
1974	1,661	729	820	67	223	19	203	116	6	52	29	0	0	0	0	0	0
1975	1,782	788	830	80	258	17	212	121	4	57	31	0	0	0	0	0	0
1976	1,852	815	856	80	260	18	223	129	5	59	30	0	0	0	0	0	0
1977	480	210	110	22	74	4	59	33	0	19	7	0	0	0	0	0	0
1978	1,924	851	851	81	303	17	221	121	0	69	27	0	0	0	0	0	0
1979	2,016	894	880	80	335	14	228	121	4	77	26	0	0	0	0	0	0
1980	2,100	932	859	100	349	14	236	120	0	84	26	0	0	0	0	0	0
1981	2,200	977	877	109	377	14	246	122	6	91	26	0	0	0	0	0	0
1982	2,358	1,032	893	119	435	14	255	124	4	99	26	0	0	0	0	0	0
1983	2,479	1,103	910	129	453	14	265	126	7	106	26	0	0	0	0	0	0
1984	2,553	1,130	910	137	461	14	273	127	7	112	26	0	0	0	0	0	0
1985	2,611	1,149	926	136	469	14	280	129	9	116	26	0	0	0	0	0	0
1986	2,703	1,210	943	146	488	14	284	131	9	118	26	0	0	0	0	0	0
1987	2,803	1,295	960	179	506	14	293	134	10	122	26	0	0	0	0	0	0
1988	2,924	1,310	976	189	520	14	304	139	10	129	26	0	0	0	0	0	0
1989	3,048	1,366	994	194	563	14	314	144	12	132	26	0	0	0	0	0	0

NOTES  
FIGURES IN THOUSANDS  
DETAIL MAY NOT ADD DUE TO INDEPENDENT ROUNDING  
YEAR 1977 INDICATES TRANSITION QUARTER FOR FISCAL YEAR CHANGE

APPROVED  
OCTOBER 1979

IPR AIRCRAFT HANDLED BY USER CATEGORY

CLEVELAND

FISCAL YEAR	DEPARTURES				OVERS				
	AIRCFT HANDLED	TOTAL	AIR CAR	GEN AVI	MIL	TOTAL	AIR CAR	GEN AVI	MIL
1970	1,004	368	374	178	15	474	362	0	52
1971	1,993	507	519	174	14	679	509	0	48
1972	1,824	540	529	169	16	666	533	2	50
1973	1,863	599	583	194	18	665	566	4	44
1974	1,845	602	526	204	18	642	520	4	59
1975	1,959	608	517	208	20	643	518	9	40
1976	1,853	606	506	215	19	640	511	4	38
1977	449	162	79	60	5	125	89	0	10
1978	1,001	666	324	237	18	668	332	6	35
1979	1,861	699	325	281	16	688	336	6	34
1980	1,949	723	332	293	16	699	340	7	34
1981	2,038	758	335	315	16	718	348	8	35
1982	2,161	812	348	332	16	738	356	9	35
1983	2,286	851	355	374	16	755	363	10	35
1984	2,309	868	358	381	16	773	371	11	35
1985	2,370	891	361	389	16	789	380	12	35
1986	2,423	923	371	400	16	798	387	13	35
1987	2,523	932	381	413	16	818	401	14	35
1988	2,826	993	390	436	16	841	413	14	34
1989	2,736	1,037	403	460	16	861	428	16	34

NOTES  
 FIGURES IN THOUSANDS  
 DETAIL MAY NOT ADD DUE TO INDEPENDENT ROUNDING  
 YEAR 1977 INDICATES TRANSITION QUARTER FOR FISCAL YEAR CHANGE

IPR AIRCRAFT HANDLED BY USER CATEGORY

INDIANAPOLIS

FISCAL YEAR	DEPARTURES				OVERS				DOMESTIC				OCEANIC					
	AIRCPT HANDLED	AIR CAR	AIR TAXI	GEN AVI	MIL	TOTAL	AIR CAR	AIR TAXI	GEN AVI	MIL	AIR CAR	AIR TAXI	GEN AVI	MIL	AIR CAR	AIR TAXI	GEN AVI	MIL
1970	1,123	218	0	113	39	383	268	0	66	49	0	0	0	0	0	0	0	0
1971	1,111	202	0	126	38	379	264	0	68	47	0	0	0	0	0	0	0	0
1972	1,156	187	18	134	41	396	240	1	76	51	0	0	0	0	0	0	0	0
1973	1,271	195	30	161	42	418	276	4	87	47	0	0	0	0	0	0	0	0
1974	1,263	175	39	172	39	412	270	5	96	40	0	0	0	0	0	0	0	0
1975	1,331	178	42	191	42	425	277	6	99	42	0	0	0	0	0	0	0	0
1976	1,337	175	43	190	39	424	281	8	98	39	0	0	0	0	0	0	0	0
1977	362	44	15	52	10	120	77	0	33	10	0	0	0	0	0	0	0	0
1977	1,450	142	59	220	39	452	289	7	120	36	0	0	0	0	0	0	0	0
1978	1,517	180	66	240	35	476	298	8	134	35	0	0	0	0	0	0	0	0
1979	1,573	170	73	253	35	493	300	0	138	35	0	0	0	0	0	0	0	0
1980	1,648	180	79	273	35	515	308	10	142	35	0	0	0	0	0	0	0	0
1981	1,762	184	86	308	35	534	315	11	178	35	0	0	0	0	0	0	0	0
1982	1,841	184	93	327	35	554	321	12	186	35	0	0	0	0	0	0	0	0
1983	1,890	190	100	332	35	575	328	14	199	35	0	0	0	0	0	0	0	0
1984	1,946	191	113	339	35	589	335	15	205	35	0	0	0	0	0	0	0	0
1985	2,003	195	120	352	35	600	341	17	208	35	0	0	0	0	0	0	0	0
1986	2,073	200	127	345	35	619	353	18	214	35	0	0	0	0	0	0	0	0
1987	2,158	205	133	385	35	643	364	18	226	34	0	0	0	0	0	0	0	0
1988	2,249	211	140	406	35	663	377	20	231	34	0	0	0	0	0	0	0	0

NOTES  
 FIGURES IN THOUSANDS  
 DETAIL MAY NOT ADD DUE TO INDEPENDENT ROUNDING  
 YEAR 1977 INDICATES TRANSITION QUARTER FOR FISCAL YEAR CHANGE

AVP-120  
 OCTOBER 1976

MINNEAPOLIS

MINNEAPOLIS

FISCAL YEAR	DEPARTURES				OVERS			
	AIRCRAFT HANDLED	AIR CAR TAXI	AIR CAR TAXI	MIL	AIR CAR TAXI	AIR CAR TAXI	AIR CAR TAXI	MIL
1970	556	143	0	47	20	114	74	0
1971	490	111	0	55	25	112	79	0
1972	739	184	16	74	32	203	191	0
1973	892	191	29	105	42	245	185	0
1974	927	172	28	112	50	224	166	0
1975	1,016	192	28	130	44	231	166	0
1976	1,004	192	28	128	42	223	162	0
1977	281	50	11	37	11	65	48	0
1978	1,140	206	43	158	42	243	179	0
1979	1,214	215	49	177	41	252	182	0
1980	1,352	224	54	189	42	275	197	0
1981	1,454	241	64	235	42	286	204	0
1982	1,534	251	72	253	43	296	210	0
1983	1,583	257	77	260	43	309	218	0
1984	1,642	263	80	267	43	317	229	0
1985	1,707	274	95	278	44	326	231	0
1986	1,774	284	101	291	44	334	241	0
1987	1,862	295	107	304	45	354	251	0
1988	1,959	304	113	324	45	364	261	0

NOTES  
 FIGURES IN THOUSANDS  
 DETAIL MAY NOT ADD DUE TO INDEPENDENT ROUNDING  
 YEAR 1977 INDICATES TRANSITION QUARTER FOR FISCAL YEAR CHANGE

IPR AIRCRAFT HANDLED BY USER CATEGORY

REGION: CENTRAL  
\*\*\*\*\*

FISCAL YEAR	DEPARTURES				OVERS				DOMESTIC				OCEANIC			
	AIRCPT HANDLED	TOTAL	AIR CAR	MIL	TOTAL	AIR CAR	MIL	GEN AVI	TOTAL	AIR TAXI	MIL	GEN AVI	TOTAL	AIR TAXI	MIL	GEN AVI
1970	990	376	227	66	238	133	66	31	0	74	0	0	0	0	0	0
1971	1,023	378	208	64	267	156	64	30	0	73	0	0	0	0	0	0
1972	953	361	179	75	231	137	75	34	0	60	0	0	0	0	0	0
1973	975	372	178	66	230	135	66	40	0	59	0	0	0	0	0	0
1974	997	380	174	98	236	137	98	44	2	54	0	0	0	0	0	0
1975	1,090	416	193	56	298	182	56	50	4	62	0	0	0	0	0	0
1976	1,061	413	191	52	298	184	52	53	6	51	0	0	0	0	0	0
1977	897	112	50	14	73	41	14	17	0	13	0	0	0	0	0	0
1978	1,201	464	206	93	274	133	93	61	3	56	0	0	0	0	0	0
1979	1,261	487	210	49	287	156	49	70	6	57	0	0	0	0	0	0
1980	1,314	508	214	49	299	159	49	78	5	57	0	0	0	0	0	0
1981	1,388	533	218	40	313	165	40	84	5	57	0	0	0	0	0	0
1982	1,480	577	226	49	326	170	49	93	6	57	0	0	0	0	0	0
1983	1,537	606	235	49	341	179	49	102	7	57	0	0	0	0	0	0
1984	1,600	623	239	40	354	180	40	109	7	57	0	0	0	0	0	0
1985	1,653	644	243	40	364	186	40	114	8	57	0	0	0	0	0	0
1986	1,711	669	252	49	372	191	49	116	8	57	0	0	0	0	0	0
1987	1,776	695	260	49	386	198	49	121	10	57	0	0	0	0	0	0
1988	1,823	726	269	40	402	204	40	129	10	57	0	0	0	0	0	0
1989	1,924	757	277	49	414	214	49	132	12	57	0	0	0	0	0	0

NOTES  
FIGURES IN THOUSANDS  
DEFAULT MAY NOT ADD DUE TO INDEPENDENT ROUNDING  
YEAR: 1977 INDICATED TRANSITION QUARTER FOR FISCAL YEAR CHANGE

KANSAS CITY  
 IFR AIRCRAFT HANDLED BY USER CATEGORY

KANSAS CITY  
 -----

FISCAL YEAR	DEPARTURES				OVERS				DOMESTIC				OCEANIC			
	AIRCRAFT HANDLED	TOTAL	CAR	AIR TAXI	GEN AVI	MIL	TOTAL	CAR	AIR TAXI	GEN AVI	MIL	CAR	AIR TAXI	GEN AVI	MIL	
1970	990	376	227	0	83	66	238	133	0	31	78	0	0	0	0	
1971	1,023	378	208	0	106	68	267	156	0	30	73	0	0	0	0	
1972	953	361	179	21	64	75	231	137	0	34	60	0	0	0	0	
1973	975	372	178	23	107	64	230	135	0	40	55	0	0	0	0	
1974	997	380	174	30	118	58	236	137	2	44	54	0	0	0	0	
1975	1,090	416	193	39	132	56	250	142	4	50	62	0	0	0	0	
1976	1,081	413	191	32	138	52	254	144	6	53	51	0	0	0	0	
1977	297	112	50	11	38	14	73	41	0	17	15	0	0	0	0	
1978	1,201	464	206	44	162	53	274	153	3	61	56	0	0	0	0	
1979	1,261	487	210	40	179	40	287	156	4	70	57	0	0	0	0	
1980	1,314	508	214	55	190	40	299	159	5	78	57	0	0	0	0	
1981	1,384	539	218	60	208	49	313	165	5	86	57	0	0	0	0	
1982	1,480	577	226	66	235	49	326	170	6	93	57	0	0	0	0	
1983	1,557	608	235	72	252	49	341	175	7	102	57	0	0	0	0	
1984	1,600	623	239	77	257	49	354	180	7	109	57	0	0	0	0	
1985	1,653	644	243	88	264	49	368	186	8	114	57	0	0	0	0	
1986	1,711	669	252	93	275	49	372	191	9	116	57	0	0	0	0	
1987	1,776	695	260	99	284	49	386	194	10	121	57	0	0	0	0	
1988	1,855	726	269	105	303	49	402	206	10	129	57	0	0	0	0	
1989	1,929	757	277	111	320	49	414	214	12	132	57	0	0	0	0	

NOTE:  
 FIGURES IN THOUSANDS  
 DETAILS MAY NOT ADD DUE TO INDEPENDENT ROUNDING  
 YEAR 1977 INDICATES TRANSITION QUARTER FOR FISCAL YEAR CHANGE

IPR AIRCRAFT HANDLED BY USER CATEGORY

REGION - SOUTHWEST

FISCAL YEAR	DEPARTURES				OVERS				OCEANIC						
	AIRCFT HANDLED	TOTAL	AIR CAR	AIR TAXI	GEN AVI	MIL	TOTAL	AIR CAR	AIR TAXI	GEN AVI	MIL	AIR CAR	AIR TAXI	GEN AVI	MIL
1970	2,000	1,254	586	0	182	884	472	213	0	37	200	7	0	1	14
1971	2,953	1,204	554	0	180	470	545	224	0	30	267	0	0	1	7
1972	3,071	1,230	515	36	206	472	610	210	6	45	328	12	0	1	0
1973	3,203	1,308	520	40	236	511	587	285	0	51	286	19	0	1	9
1974	3,206	1,308	561	45	295	466	588	228	0	53	280	13	0	1	5
1975	3,317	1,355	527	75	311	482	606	217	13	66	291	13	0	1	5
1976	3,322	1,384	536	71	346	430	574	222	4	68	260	13	0	2	5
1977	896	366	139	26	90	110	164	64	0	22	72	3	0	0	1
1977	3,550	1,472	569	103	389	412	607	243	4	79	262	14	0	1	0
1978	3,657	1,516	585	118	432	381	625	247	5	91	262	14	0	1	5
1979	3,794	1,573	602	131	459	381	648	250	5	101	262	19	0	1	5
1980	3,952	1,643	617	145	500	381	665	263	7	110	261	19	0	2	5
1981	4,186	1,751	643	154	568	381	684	272	8	120	261	19	0	2	5
1982	4,370	1,833	669	173	611	381	703	279	8	131	262	16	0	2	5
1983	4,472	1,876	683	184	626	381	721	284	9	141	261	17	0	2	5
1984	4,566	1,931	697	213	639	381	736	293	11	147	261	17	0	2	5
1985	4,745	1,999	723	228	668	381	747	300	11	150	262	18	0	2	5
1986	4,899	2,066	749	241	695	381	766	311	12	156	262	18	0	2	5
1987	5,086	2,148	774	255	738	381	789	323	12	168	261	19	0	3	5
1988	5,257	2,227	798	269	778	381	804	336	13	168	261	20	0	3	5

NOTES  
 FIGURES IN THOUSANDS  
 DETAIL MAY NOT ADD DUE TO INDEPENDENT ROUNDING  
 YEAR 1977 INDICATES TRANSITION QUARTER FOR FISCAL YEAR CHANGE

IPR AIRCRAFT HANDLED BY USER CATEGORY

ALBUQUERQUE

FISCAL YEAR	DEPARTURES				OVERS							
	AIRCRAFT HANDLED	TOTAL	AIR CAR	AIR TAXI	GEN AVI	MIL	TOTAL	AIR CAR	AIR TAXI	GEN AVI	MIL	
1970	701	888	110	0	23	129	189	108	0	11	64	0
1971	728	862	104	0	24	134	204	116	0	11	77	0
1972	699	841	98	0	29	118	217	109	0	12	102	0
1973	819	903	100	0	32	163	200	111	0	13	89	0
1974	889	912	108	0	32	172	235	110	0	14	111	0
1975	882	914	112	4	42	156	294	112	0	17	129	0
1976	849	904	116	6	43	159	237	113	1	18	109	0
1977	240	84	51	3	10	40	71	36	0	6	31	0
1978	934	337	120	12	47	190	260	128	1	21	114	0
1979	906	346	135	15	55	141	267	127	1	24	115	0
1980	1,054	374	143	17	60	148	277	132	1	27	116	0
1981	1,089	366	151	19	67	149	289	137	2	29	117	0
1982	1,133	416	159	22	78	166	293	142	2	32	117	0
1983	1,120	426	164	24	86	166	301	166	2	35	118	0
1984	1,191	438	169	30	92	147	319	193	3	39	118	0
1985	1,233	456	177	33	98	148	321	190	3	40	119	0
1986	1,271	471	184	35	102	149	330	166	3	42	119	0
1987	1,316	488	192	37	109	150	340	173	3	43	119	0
1988	1,338	502	198	39	113	150	347	179	3	46	119	0

NOTE: FIGURES IN THOUSANDS  
 FIGURES MAY NOT ADD DUE TO INDEPENDENT ROUNDING  
 YEAR 1977 INDICATES TRANSITION QUARTER FOR FISCAL YEAR CHANGE

IFR AIRCRAFT HANDLED BY USER CATEGORY

FORT WORTH  
-----

FISCAL YEAR	DEPARTURES				DOMESTIC				OVERSEAS				
	AIRCRAFT HANDLED	TOTAL	AIR CAR	AIR TAXI	TOTAL	AIR CAR	AIR TAXI	TOTAL	AIR CAR	AIR TAXI	TOTAL	AIR CAR	AIR TAXI
1970	1,100	499	249	0	196	82	0	22	92	0	0	0	0
1971	1,168	467	229	0	234	83	0	23	128	0	0	0	0
1972	1,185	477	212	16	231	80	0	26	125	0	0	0	0
1973	1,192	487	218	19	217	83	0	31	103	0	0	0	0
1974	1,243	513	243	23	216	83	2	34	98	0	0	0	0
1975	1,321	549	288	43	223	74	6	42	101	0	0	0	0
1976	1,324	558	266	34	207	72	2	41	92	0	0	0	0
1977	356	147	65	12	62	23	0	14	25	0	0	0	0
1978	1,016	594	264	44	227	84	3	50	91	0	0	0	0
1979	1,072	619	275	50	235	85	3	57	90	0	0	0	0
1980	1,253	644	293	53	266	90	4	63	99	0	0	0	0
1981	1,405	675	293	61	255	92	5	69	88	0	0	0	0
1982	1,704	719	306	66	265	95	5	74	88	0	0	0	0
1983	1,781	754	319	72	273	97	5	82	88	0	0	0	0
1984	1,826	772	326	77	282	100	6	89	87	0	0	0	0
1985	1,861	794	333	88	289	102	7	92	87	0	0	0	0
1986	1,942	824	346	94	293	104	7	94	87	0	0	0	0
1987	2,009	853	359	99	302	109	8	99	87	0	0	0	0
1988	2,089	888	371	105	312	113	8	106	87	0	0	0	0
1989	2,164	922	383	111	319	117	9	106	87	0	0	0	0

NOTE: FIGURES IN THOUSANDS  
DETAIL MAY NOT ADD DUE TO INDEPENDENT ROUNDING  
YEAR 1977 INDICATED TRANSITION QUARTER FOR FISCAL YEAR CHANGE

IPR AIRCRAFT HANDLED BY USER CATEGORY

HOUSTON  
-----

FISCAL YEAR	DEPARTURES			DOMESTIC			OVERS			OCEANIC		
	AIRCRAFT HANDLED	TOTAL	MIL	AIR CAR	AIR TAXI	GEN AVI	AIR CAR	AIR TAXI	GEN AVI	AIR CAR	AIR TAXI	GEN AVI
1970	1,085	497	187	227	0	83	23	0	4	42	0	1
1971	1,057	475	171	221	0	83	25	0	4	62	0	1
1972	1,106	512	192	205	18	97	27	6	7	101	0	1
1973	1,106	517	193	194	21	109	31	0	7	98	0	1
1974	1,108	485	119	190	22	119	35	6	7	71	0	1
1975	1,114	492	167	167	28	143	31	7	7	63	0	1
1976	1,173	521	152	174	31	164	37	1	9	63	0	2
1977	300	134	38	43	12	42	9	0	2	16	0	0
1978	1,201	581	141	177	67	177	35	0	8	57	0	1
1979	1,225	551	128	175	53	194	35	1	10	58	0	1
1980	1,224	570	125	179	50	204	34	1	11	57	0	1
1981	1,313	594	125	181	65	223	36	1	12	56	0	2
1982	1,397	635	129	186	70	254	35	1	12	56	0	2
1983	1,456	664	124	191	77	272	34	1	13	54	0	2
1984	1,486	678	124	193	83	278	36	1	14	56	0	2
1985	1,528	697	124	195	95	283	35	1	15	56	0	2
1986	1,570	719	123	200	101	295	36	1	15	56	0	2
1987	1,619	742	123	205	107	307	34	1	16	56	0	2
1988	1,681	772	123	211	113	325	37	1	16	56	0	3
1989	1,743	802	123	218	119	343	38	1	16	56	0	3

NOTES  
FIGURES IN THOUSANDS  
DETAIL MAY NOT ADD DUE TO INDEPENDENT ROUNDING  
YEAR 1977 INDICATED TRANSITION QUARTER FOR FISCAL YEAR CHANGE

IPR AIRCRAFT HANDLED BY USER CATEGORY

REGION, ROCKY  
MOUNTAIN

FISCAL YEAR	DEPARTURES				OVERS				DOMESTIC				OCEANIC					
	AIRCFT HANDLED	AIR CAR	AIR TAXI	GEN AVI	MIL	TOTAL	AIR CAR	AIR TAXI	GEN AVI	MIL	AIR CAR	AIR TAXI	GEN AVI	MIL	AIR CAR	AIR TAXI	GEN AVI	MIL
1970	1,154	216	0	41	55	530	386	0	19	125	0	0	0	0	0	0	0	0
1971	1,165	208	0	50	58	533	386	0	21	126	0	0	0	0	0	0	0	0
1972	1,192	208	13	52	62	522	373	0	22	127	0	0	0	0	0	0	0	0
1973	1,206	216	14	63	69	482	357	0	26	99	0	0	0	0	0	0	0	0
1974	1,236	226	16	73	68	474	381	0	29	104	0	0	0	0	0	0	0	0
1975	1,351	235	20	95	67	497	343	0	32	122	0	0	0	0	0	0	0	0
1976	1,351	234	21	96	64	500	342	3	33	122	0	0	0	0	0	0	0	0
1977	373	67	6	25	17	141	99	0	12	30	0	0	0	0	0	0	0	0
1978	1,977	275	28	109	64	525	373	2	40	111	0	0	0	0	0	0	0	0
1979	1,971	290	34	127	61	545	384	2	47	112	0	0	0	0	0	0	0	0
1980	1,665	307	40	141	63	565	397	2	53	113	0	0	0	0	0	0	0	0
1981	1,756	319	46	157	63	586	410	3	59	114	0	0	0	0	0	0	0	0
1982	1,874	336	51	184	63	607	425	3	64	114	0	0	0	0	0	0	0	0
1983	1,981	354	57	202	64	627	438	5	71	114	0	0	0	0	0	0	0	0
1984	2,054	385	62	212	64	648	452	5	76	115	0	0	0	0	0	0	0	0
1985	2,131	376	73	219	64	664	466	5	80	116	0	0	0	0	0	0	0	0
1986	2,224	394	79	233	65	683	480	6	82	116	0	0	0	0	0	0	0	0
1987	2,322	411	85	246	65	707	500	6	86	116	0	0	0	0	0	0	0	0
1988	2,436	424	91	264	66	736	519	7	93	117	0	0	0	0	0	0	0	0
1989	2,525	442	97	279	66	756	537	8	95	117	0	0	0	0	0	0	0	0

NOTES  
FIGURES IN THOUSANDS  
DETAIL MAY NOT ADD DUE TO INDEPENDENT ROUNDING  
YEAR 1977 INDICATES TRANSITION QUARTER FOR FISCAL YEAR CHANGE

SPR AIRCRAFT HANDLED BY USER CATEGORY

DENVER  
-----

FISCAL YEAR	DEPARTURES				OVERS				
	AIRCPT HANDLED	TOTAL	AIR CAR	GEN AVI	MIL	TOTAL	AIR CAR	GEN AVI	MIL
1970	619	167	120	23	24	295	219	10	56
1971	613	166	118	24	24	291	216	10	55
1972	596	168	112	27	24	290	201	10	40
1973	630	180	121	34	28	292	201	12	39
1974	655	193	122	37	28	289	191	14	44
1975	702	220	134	40	27	292	193	16	43
1976	722	226	135	31	27	270	198	17	44
1977	195	60	37	13	7	75	56	6	13
1978	786	255	152	61	26	276	208	23	48
1979	836	275	160	71	25	295	213	23	40
1980	878	292	169	77	25	294	219	28	49
1981	926	310	175	85	25	305	227	28	49
1982	1,043	336	185	99	25	315	234	31	49
1983	1,080	371	201	112	25	337	240	37	50
1984	1,119	387	207	116	25	345	254	38	50
1985	1,166	406	217	122	25	353	262	39	50
1986	1,216	425	227	129	25	366	272	41	50
1987	1,275	447	237	138	25	380	282	43	50
1988	1,322	466	245	145	25	391	292	46	50

NOTES  
FIGURES IN THOUSANDS  
DETAIL MAY NOT ADD DUE TO INDEPENDENT ROUNDING  
YEAR 1977 INDICATES TRANSITION QUARTER FOR FISCAL YEAR CHANGE

IPR AIRCRAFT HANDLED BY USER CATEGORY

GREAT FALLS  
 .....

FISCAL YEAR	DEPARTURES				DOMESTIC				OVERS				OCEANIC					
	AIRCPT HANDLED	AIR CAR	AIR TAXI	GEN AVI	MIL	TOTAL	AIR CAR	AIR TAXI	GEN AVI	MIL	AIR CAR	AIR TAXI	GEN AVI	MIL	AIR CAR	AIR TAXI	GEN AVI	MIL
1970	188	61	42	0	6	62	42	0	2	18	0	0	0	0	0	0	0	0
1971	166	51	25	0	10	64	40	0	4	20	0	0	0	0	0	0	0	0
1972	203	64	31	4	0	75	45	0	4	26	0	0	0	0	0	0	0	0
1973	174	60	26	4	10	58	32	0	5	17	0	0	0	0	0	0	0	0
1974	192	66	32	3	12	60	35	0	5	20	0	0	0	0	0	0	0	0
1975	196	48	34	2	15	60	34	0	4	20	0	0	0	0	0	0	0	0
1976	166	56	29	1	12	58	27	0	5	22	0	0	0	0	0	0	0	0
1977	0	0	0	0	0	0	0	0	0	0	0	0	0	0	0	0	0	0
1978	0	0	0	0	0	0	0	0	0	0	0	0	0	0	0	0	0	0
1979	0	0	0	0	0	0	0	0	0	0	0	0	0	0	0	0	0	0
1980	0	0	0	0	0	0	0	0	0	0	0	0	0	0	0	0	0	0
1981	0	0	0	0	0	0	0	0	0	0	0	0	0	0	0	0	0	0
1982	0	0	0	0	0	0	0	0	0	0	0	0	0	0	0	0	0	0
1983	0	0	0	0	0	0	0	0	0	0	0	0	0	0	0	0	0	0
1984	0	0	0	0	0	0	0	0	0	0	0	0	0	0	0	0	0	0
1985	0	0	0	0	0	0	0	0	0	0	0	0	0	0	0	0	0	0
1986	0	0	0	0	0	0	0	0	0	0	0	0	0	0	0	0	0	0
1987	0	0	0	0	0	0	0	0	0	0	0	0	0	0	0	0	0	0
1988	0	0	0	0	0	0	0	0	0	0	0	0	0	0	0	0	0	0

NOTES  
 FIGURES IN THOUSANDS  
 DETAIL MAY NOT ADD DUE TO INDEPENDENT ROUNDING  
 YEAR 1977 INDICATES TRANSITION QUARTER FOR FISCAL YEAR CHANGE

1PR AIRCRAFT HANDLED BY USER CATEGORY

SALT LAKE CITY

FISCAL YEAR	DEPARTURES				OVERS							
	AIRCPT HANDLED	AIR TOTAL	AIR CAR	AIR TAXI	GEN AVI	MIL	AIR TAXI	GEN AVI	MIL	AIR TAXI	GEN AVI	MIL
1970	351	64	54	0	12	18	185	0	7	51	0	0
1971	386	99	65	0	16	18	130	0	7	51	0	0
1972	393	103	69	4	16	18	127	0	8	52	0	0
1973	403	113	69	4	19	21	177	0	9	44	0	0
1974	409	122	72	5	24	21	165	0	10	40	0	0
1975	432	139	77	7	32	23	115	0	10	49	0	0
1976	462	143	80	7	33	23	117	2	11	46	0	0
1977	178	55	50	3	12	10	67	0	6	17	0	0
1978	689	220	123	12	47	38	248	1	20	63	0	0
1979	735	238	130	15	56	36	260	1	24	64	0	0
1980	871	258	138	18	64	38	271	1	27	65	0	0
1981	886	297	151	23	83	38	291	2	33	65	0	0
1982	938	318	159	26	94	39	302	2	37	65	0	0
1983	974	345	164	29	99	39	312	2	40	65	0	0
1984	1,012	365	169	34	103	40	321	3	41	66	0	0
1985	1,058	364	177	37	110	40	330	3	43	66	0	0
1986	1,106	382	184	40	118	40	342	3	45	66	0	0
1987	1,161	403	192	43	126	41	354	4	48	67	0	0
1988	1,203	419	198	46	134	41	363	4	49	67	0	0

NOTES  
 FIGURES IN THOUSANDS  
 DETAIL MAY NOT ADD DUE TO INDEPENDENT ROUNDING  
 YEAR 1977 INDICATES TRANSITION QUARTER FOR FISCAL YEAR CHANGE

IFR AIRCRAFT HANDLED BY USER CATEGORY

REGION - WESTERN

FISCAL YEAR	AIRCRAFT HANDLED				DEPARTURES				OVERS				
	TOTAL	AIR CAR	AIR TAXI	GEN AVI	MIL	TOTAL	AIR CAR	AIR TAXI	GEN AVI	MIL	AIR CAR	AIR TAXI	GEN AVI
1970	2,087	586	0	93	194	361	62	0	0	131	69	0	1
1971	2,057	570	0	91	211	313	69	0	0	138	61	0	0
1972	1,966	495	16	70	270	266	50	0	7	93	60	0	0
1973	1,905	526	14	97	230	192	55	0	7	97	91	0	1
1974	1,914	492	22	113	234	192	57	0	0	63	41	0	3
1975	2,013	501	37	137	240	193	50	0	0	96	47	0	1
1976	2,068	500	42	145	238	193	61	0	10	82	41	0	1
1977	585	131	11	37	60	69	14	0	3	14	14	0	0
1978	2,110	534	43	164	224	181	52	0	0	51	50	0	1
1979	2,103	449	50	183	211	184	53	0	11	52	52	0	1
1980	2,238	556	57	198	212	194	54	0	13	53	57	0	1
1981	2,315	1,059	62	217	215	197	55	0	13	53	59	0	1
1982	2,460	1,118	89	248	215	203	56	0	14	53	63	0	1
1983	2,585	1,168	111	268	213	210	58	0	15	53	63	0	1
1984	2,600	1,192	82	276	213	216	60	0	16	54	68	0	2
1985	2,663	1,229	94	283	213	219	63	0	17	54	70	0	2
1986	2,756	1,265	101	297	213	225	63	0	17	54	74	0	2
1987	2,844	1,306	107	311	213	231	63	0	18	54	76	0	2
1988	2,902	1,351	113	320	212	240	68	0	20	55	78	0	2
1989	3,000	1,397	119	347	212	246	70	1	20	55	81	0	2

NOTES  
 FIGURES IN THOUSANDS  
 DETAIL MAY NOT ADD DUE TO INDEPENDENT ROUNDING  
 YEAR 1977 INDICATES TRANSITION QUARTER FOR FISCAL YEAR CHANGE

IPR AIRCRAFT HANDLED BY USER CATEGORY

LOS ANGELES  
\*\*\*\*\*

FISCAL YEAR	AIRCRAFT HANDLED				DEPARTURES				OVERS			
	TOTAL	AIR CAR	AIR TAXI	GEN AVI	TOTAL	AIR CAR	AIR TAXI	GEN AVI	TOTAL	AIR CAR	AIR TAXI	GEN AVI
	*****	***	****	***	*****	***	****	***	*****	***	****	***
1970	476	327	0	59	87	32	0	5	50	0	0	0
1971	472	323	0	49	82	33	0	5	54	0	0	0
1972	472	291	7	42	80	32	0	4	44	0	0	0
1973	489	308	7	58	72	32	0	8	36	0	0	0
1974	473	288	11	60	75	32	0	5	38	0	0	0
1975	508	296	18	88	77	33	0	5	39	0	0	0
1976	508	297	19	67	75	34	0	6	35	0	0	0
1977	134	78	5	19	20	9	0	2	9	0	0	0
1978	503	319	22	85	74	35	0	5	34	0	0	0
1979	554	325	28	95	77	35	0	7	34	0	0	0
1980	572	332	24	102	78	36	0	7	34	0	0	0
1981	591	359	32	111	79	37	0	7	35	0	0	0
1982	623	352	35	127	80	37	0	6	35	0	0	0
1983	648	365	38	136	83	38	0	9	35	0	0	0
1984	661	371	41	139	84	40	0	10	35	0	0	0
1985	676	378	47	142	85	40	0	10	35	0	0	0
1986	700	391	50	149	84	42	0	10	35	0	0	0
1987	722	404	53	155	88	43	0	11	35	0	0	0
1988	746	416	56	164	91	45	0	12	34	0	0	0
1989	771	430	59	173	94	47	1	12	34	0	0	0

NOTES  
FIGURES IN THOUSANDS  
DETAIL MAY NOT ADD DUE TO INDEPENDENT ROUNDING  
YEAR 19777 INDICATES TRANSITION QUARTER FOR FISCAL YEAR CHANGE

IPR AIRCRAFT HANDLED BY USER CATEGORY

OAKLAND  
-----

FISCAL YEAR	DEPARTURES				OVERS				DOMESTIC				OCEANIC			
	AIRCPT HANDLED	TOTAL	AIR CAR	AIR TAXI	GEN AVI	MIL	TOTAL	AIR CAR	AIR TAXI	GEN AVI	MIL	TOTAL	AIR CAR	AIR TAXI	GEN AVI	MIL
1970	1,004	397	259	0	38	100	214	30	0	3	81	65	0	0	1	34
1971	1,021	400	287	0	42	111	221	36	0	3	84	61	0	0	0	37
1972	982	388	204	9	37	138	166	27	0	3	89	60	0	0	0	27
1973	899	397	218	7	43	119	120	23	0	3	22	51	0	0	1	21
1974	893	368	204	11	53	120	117	28	0	3	25	41	0	0	3	20
1975	920	407	205	19	69	114	106	17	0	4	19	47	0	0	1	18
1976	953	417	203	23	78	113	118	27	0	4	27	41	0	0	1	18
1977	238	105	55	5	17	29	29	5	0	1	5	14	0	0	0	4
1977	980	422	215	20	79	108	106	17	0	4	17	50	0	0	1	17
1978	978	435	220	24	88	102	109	17	0	4	18	52	0	0	1	17
1979	1,016	450	224	27	96	103	116	18	0	5	18	57	0	0	1	17
1980	1,033	467	228	30	105	104	119	18	0	5	18	59	0	0	1	17
1981	1,114	496	237	34	121	104	123	19	0	5	18	63	0	0	1	17
1982	1,166	519	246	37	132	104	127	19	0	6	18	68	0	0	1	17
1983	1,195	531	251	40	137	104	132	20	0	6	19	68	0	0	2	17
1984	1,224	549	259	46	141	104	135	20	0	7	19	70	0	0	2	17
1985	1,270	566	264	50	148	104	139	21	0	7	19	74	0	0	2	17
1986	1,312	585	273	55	155	103	143	22	0	7	19	76	0	0	2	17
1987	1,350	605	281	56	164	103	149	23	0	8	20	78	0	0	2	17
1988	1,408	626	290	59	173	103	152	24	0	8	20	81	0	0	2	17

NOTES  
FIGURES IN THOUSANDS  
DETAIL MAY NOT ADD DUE TO INDEPENDENT ROUNDING  
YEAR 1977 INDICATES TRANSITION QUARTER FOR FISCAL YEAR CHANGE

IPR AIRCRAFT HANDLED BY USER CATEGORY

REGION NORTHWEST

FISCAL YEAR	AIRCRAFT HANDLED			DEPARTURES			TOTAL			DOMESTIC			OVERS			OCEANIC		
	AIRCRAFT HANDLED	TOTAL	GEN AVI	AIR CAR	AIR TAXI	MIL	AIR CAR	AIR TAXI	GEN AVI	AIR CAR	AIR TAXI	MIL	AIR CAR	AIR TAXI	GEN AVI	AIR CAR	AIR TAXI	MIL
1970	562	258	53	0	0	46	8	0	1	0	0	37	0	0	0	0	0	0
1971	533	251	56	0	0	44	9	0	1	0	0	41	0	0	0	0	0	0
1972	561	257	57	16	0	47	10	0	2	0	0	35	0	0	0	0	0	0
1973	565	261	60	15	0	47	9	0	2	0	0	52	0	0	0	0	0	0
1974	631	298	62	20	0	58	7	0	3	0	0	25	0	0	0	0	0	0
1975	685	330	96	45	0	59	8	0	3	0	0	24	0	0	0	0	0	0
1976	695	328	102	39	0	55	12	0	3	0	0	28	0	0	0	0	0	0
1977	180	86	28	8	0	14	2	0	0	0	0	6	0	0	0	0	0	0
1978	739	353	124	38	0	54	8	0	2	0	0	22	0	0	0	0	0	0
1979	766	367	135	37	0	50	9	0	2	0	0	22	0	0	0	0	0	0
1980	835	400	143	41	0	49	9	0	3	0	0	22	0	0	0	0	0	0
1981	897	431	155	45	0	49	9	0	3	0	0	22	0	0	0	0	0	0
1982	980	452	186	52	0	49	10	0	3	0	0	22	0	0	0	0	0	0
1983	964	464	190	56	0	49	10	0	4	0	0	22	0	0	0	0	0	0
1984	996	480	194	64	0	49	10	0	4	0	0	22	0	0	0	0	0	0
1985	1,030	497	200	68	0	49	10	0	4	0	0	22	0	0	0	0	0	0
1986	1,068	516	209	72	0	49	10	0	4	0	0	22	0	0	0	0	0	0
1987	1,111	536	220	76	0	49	11	0	5	0	0	22	0	0	0	0	0	0
1988	1,154	558	232	80	0	49	11	0	5	0	0	22	0	0	0	0	0	0

NOTE:  
FIGURES IN THOUSANDS  
DETAIL MAY NOT ADD DUE TO INDEPENDENT ROUNDING  
YEAR 1977 INDICATES TRANSITION QUARTER FOR FISCAL YEAR CHANGE

AVP-120  
OCTOBER 1978

PRECEDING PAGE BLANK-NOT FILMED

IPR AIRCRAFT HANDLED BY USER CATEGORY

SEATTLE  
-----

FISCAL YEAR	AIRCRAFT HANDLED				DEPARTURES				OVERS				DOMESTIC				OCEANIC			
	TOTAL	AIR CAR	AIR TAXI	GEN AVI	MIL	TOTAL	AIR CAR	AIR TAXI	GEN AVI	MIL	TOTAL	AIR CAR	AIR TAXI	GEN AVI	MIL	TOTAL	AIR CAR	AIR TAXI	GEN AVI	MIL
1970	542	159	0	53	46	46	8	0	1	37	46	8	0	0	37	46	8	0	0	0
1971	553	151	0	56	44	51	9	0	1	41	44	9	0	0	41	44	9	0	0	0
1972	561	137	16	57	47	47	10	0	2	35	47	10	0	0	35	47	10	0	0	0
1973	565	139	15	60	47	43	9	0	2	32	43	9	0	0	32	43	9	0	0	0
1974	631	136	20	62	58	35	7	0	3	25	35	7	0	0	25	35	7	0	0	0
1975	695	132	45	94	54	35	8	0	3	24	35	8	0	0	24	35	8	0	0	0
1976	695	132	39	102	55	39	12	0	3	24	39	12	0	0	24	39	12	0	0	0
1977	180	35	6	28	14	6	2	0	0	6	6	2	0	0	6	6	2	0	0	0
1977	739	142	34	124	54	32	6	0	2	22	32	6	0	0	22	32	6	0	0	0
1978	766	145	37	135	50	33	6	0	2	22	33	6	0	0	22	33	6	0	0	0
1979	796	148	41	143	49	34	9	0	3	22	34	9	0	0	22	34	9	0	0	0
1980	837	142	45	155	49	34	9	0	3	22	34	9	0	0	22	34	9	0	0	0
1981	897	158	48	175	49	34	9	0	3	22	34	9	0	0	22	34	9	0	0	0
1982	940	165	52	186	49	35	10	0	4	22	35	10	0	0	22	35	10	0	0	0
1983	964	168	56	190	49	36	10	0	4	22	36	10	0	0	22	36	10	0	0	0
1984	996	172	64	194	49	36	10	0	4	22	36	10	0	0	22	36	10	0	0	0
1985	1,030	176	68	200	49	36	10	0	4	22	36	10	0	0	22	36	10	0	0	0
1986	1,068	185	72	209	49	36	10	0	4	22	36	10	0	0	22	36	10	0	0	0
1987	1,111	192	74	220	49	38	11	0	5	22	38	11	0	0	22	38	11	0	0	0
1988	1,156	198	80	232	49	38	11	0	5	22	38	11	0	0	22	38	11	0	0	0

NOTES  
FIGURES IN THOUSANDS  
DETAIL MAY NOT ADD DUE TO INDEPENDENT ROUNDING  
YEAR 1977 INDICATES TRANSITION QUARTER FOR FISCAL YEAR CHANGE

IPR AIRCRAFT HANDLED BY USER CATEGORY

REGION - ALASKAN

FISCAL YEAR	AIRCRAFT HANDLED			DEPARTURES			OVERS			DOMESTIC			OCEANIC		
	TOTAL	AIR CAR	MIL	AIR TAXI	GEN AVI	MIL	AIR CAR	GEN AVI	MIL	AIR TAXI	GEN AVI	AIR CAR	GEN AVI	MIL	
1970	299	116	70	0	19	27	67	13	0	2	11	26	0	18	
1971	264	101	60	0	14	27	62	12	0	1	11	25	0	13	
1972	256	97	55	4	12	26	62	13	0	1	9	28	0	11	
1973	228	88	49	4	11	24	52	11	0	1	8	25	0	9	
1974	234	95	55	4	12	22	46	11	0	1	7	21	0	6	
1975	332	146	76	20	26	22	40	7	0	1	6	20	0	6	
1976	514	141	75	20	27	21	52	3	0	0	3	21	0	9	
1977	85	37	19	2	10	6	10	2	0	1	1	5	0	1	
1977	322	154	79	11	43	21	44	6	0	4	5	21	0	6	
1978	375	162	80	13	47	21	50	12	0	5	5	22	0	6	
1979	390	168	81	14	51	21	55	12	0	6	5	23	0	6	
1980	408	176	83	14	56	21	55	12	0	6	5	24	0	6	
1981	434	188	86	18	63	21	58	13	0	7	5	27	0	6	
1982	453	197	89	19	67	21	58	13	0	7	5	27	0	6	
1983	469	204	91	21	70	21	62	13	0	8	5	29	0	6	
1984	481	209	93	24	71	21	63	13	0	9	5	30	0	6	
1985	498	218	96	26	75	21	63	13	0	9	5	30	0	6	
1986	515	225	99	27	78	21	66	14	0	9	5	31	0	6	
1987	540	235	103	28	83	21	69	15	0	10	5	33	0	6	
1988	559	248	106	30	87	21	70	15	0	10	5	33	0	6	

NOTE: FIGURES IN THOUSANDS  
 DETAIL MAY NOT ADD DUE TO INDEPENDENT ROUNDING  
 YEAR 1977 INDICATES TRANSITION QUARTER FOR FISCAL YEAR CHANGE

IPR AIRCRAFT HANDLED BY USER CATEGORY

ANCHORAGE  
-----

FISCAL YEAR	DEPARTURES				OVERS				DOMESTIC				OCEANIC					
	AIRCPT HANDLED	AIR CAR	AIR TAXI	GEN AVI	MIL	TOTAL	AIR CAR	AIR TAXI	GEN AVI	MIL	AIR CAR	AIR TAXI	GEN AVI	MIL	AIR CAR	AIR TAXI	GEN AVI	MIL
1970	299	70	0	19	27	67	13	0	2	11	26	0	0	19				
1971	264	60	0	14	27	62	12	0	1	11	25	0	0	13				
1972	256	55	4	12	26	62	13	0	1	9	28	0	0	11				
1973	228	49	4	11	24	52	11	0	1	8	23	0	0	9				
1974	256	55	6	12	22	46	11	0	1	7	21	0	0	6				
1975	332	76	20	28	22	40	7	0	1	6	20	0	0	6				
1976	314	73	20	27	21	32	3	0	0	3	21	0	0	5				
1977	89	19	2	10	6	10	2	0	1	1	5	0	0	1				
1977	352	79	11	43	21	44	8	0	4	5	21	0	0	6				
1978	375	80	13	47	21	50	12	0	5	5	22	0	0	6				
1979	390	81	14	51	21	55	12	0	6	5	25	0	0	6				
1980	408	83	16	56	21	55	12	0	6	5	26	0	0	6				
1981	434	86	16	63	21	58	13	0	7	5	27	0	0	6				
1982	453	89	19	67	21	58	13	0	7	5	27	0	0	6				
1983	469	91	21	70	21	62	13	0	8	5	29	0	0	6				
1984	481	93	24	71	21	63	13	0	9	5	30	0	0	6				
1985	498	96	26	75	21	63	13	0	8	5	30	0	0	6				
1986	515	99	27	78	21	66	14	0	9	5	31	0	0	6				
1987	540	103	28	83	21	69	15	0	10	5	33	0	0	6				
1988	559	106	30	87	21	70	15	0	10	5	33	0	0	6				

AVP-120  
OCTOBER 1976

NOTES  
FIGURES IN THOUSANDS  
DETAIL MAY NOT ADD DUE TO INDEPENDENT ROUNDING  
YEAR 1977 INDICATES TRANSITION QUARTER FOR FISCAL YEAR CHANGE

IPR AIRCRAFT HANDLED BY USER CATEGORY

REGION: PACIFIC

FISCAL YEAR	AIRCRAFT HANDLED			DEPARTURES			OVERS			DOMESTIC			OCEANIC		
	TOTAL	AIR CAR	AIR TAXI	TOTAL	AIR CAR	AIR TAXI	TOTAL	AIR CAR	AIR TAXI	TOTAL	AIR CAR	AIR TAXI	TOTAL	AIR CAR	AIR TAXI
1970	498	112	0	50	1	0	174	1	0	0	0	0	3	94	0
1971	487	103	0	46	0	0	149	0	0	0	0	0	3	85	0
1972	471	107	0	59	0	0	139	0	0	0	0	0	2	82	0
1973	534	114	0	76	0	1	192	0	0	0	0	0	5	75	0
1974	449	117	3	52	0	2	101	0	0	0	0	0	3	64	0
1975	456	118	2	49	1	0	114	1	0	0	0	0	5	72	0
1976	425	111	3	42	2	0	109	1	0	0	0	0	7	66	0
1977	116	32	0	12	0	0	28	0	0	0	0	0	1	20	0
1978	478	133	0	45	0	0	115	0	0	0	0	0	5	75	0
1979	482	136	0	42	4	0	118	0	0	0	0	0	5	79	0
1980	495	138	0	42	4	0	126	0	0	0	0	0	5	86	0
1981	510	142	1	42	6	0	130	0	0	0	0	0	5	90	0
1982	529	146	1	42	6	0	134	0	0	0	0	0	5	93	0
1983	552	156	2	42	7	0	137	0	0	0	0	0	5	96	0
1984	578	160	2	42	7	0	141	0	0	0	0	0	5	100	0
1985	596	163	2	42	9	0	145	0	0	0	0	0	5	104	0
1986	613	171	2	42	9	0	148	0	0	0	0	0	5	107	0
1987	633	178	2	42	9	0	152	0	0	0	0	0	5	111	0
1988	648	184	2	42	9	0	155	0	0	0	0	0	5	114	0
		191	2	42	9	0	159	0	0	0	0	0	5	117	0

NOTE: FIGURES IN THOUSANDS  
 YEAR 1977 INDICATES TRANSITION QUARTER FOR FISCAL YEAR CHANGE

IPR AIRCRAFT HANDLED BY USER CATEGORY

GUAM  
-----

FISCAL YEAR	DEPARTURES				OVERS				DOMESTIC				OCEANIC										
	AIRCRAFT HANDLED	AIR	CAR	TOTAL	AIR	CAR	TOTAL	GEN	AVI	MIL	AIR	CAR	TOTAL	GEN	AVI	MIL	AIR	CAR	TOTAL	GEN	AVI	MIL	
		-----	----	----	-----	----	----	-----	----	----	----	----	-----	----	----	----	----	----	-----	----	----	----	----
1970	64	7	0	44	13	0	13	0	0	0	1	0	1	0	0	0	17	0	0	0	0	0	26
1971	67	7	0	35	9	0	9	0	0	0	0	0	0	0	0	0	15	0	0	0	0	0	20
1972	77	7	0	37	13	0	13	0	0	0	0	0	0	0	0	0	14	0	0	0	0	0	23
1973	128	6	0	58	27	0	27	0	0	2	0	0	0	0	0	2	13	0	0	0	0	0	23
1974	75	8	3	23	12	0	12	0	0	0	0	0	0	0	0	0	12	0	0	0	0	0	16
1975	72	9	2	30	10	0	10	0	0	1	0	0	0	0	0	1	14	0	0	0	0	0	14
1976	55	6	3	23	7	0	7	0	0	0	1	0	0	0	0	2	9	0	0	0	0	0	11
1977	15	2	0	7	2	0	2	0	0	0	0	0	0	0	0	0	4	0	0	0	0	0	3
1978	70	10	0	29	9	0	9	0	0	0	0	0	0	0	0	1	15	0	0	0	0	0	13
1979	72	10	0	30	8	0	8	0	0	0	0	0	0	0	0	1	16	0	0	0	0	0	13
1980	74	10	0	32	8	0	8	0	0	0	0	0	0	0	0	1	17	0	0	0	0	0	14
1981	74	10	0	33	6	0	6	0	0	0	0	0	0	0	0	1	18	0	0	0	0	0	14
1982	76	10	0	34	8	0	8	0	0	0	0	0	0	0	0	1	18	0	0	0	0	0	14
1983	83	11	1	35	8	0	8	0	0	0	0	0	0	0	0	1	19	0	0	0	0	0	14
1984	85	11	1	36	8	0	8	0	0	0	0	0	0	0	0	1	20	0	0	0	0	0	14
1985	86	11	1	37	8	0	8	0	0	0	0	0	0	0	0	1	21	0	0	0	0	0	14
1986	89	12	1	38	8	0	8	0	0	0	0	0	0	0	0	1	22	0	0	0	0	0	14
1987	92	13	1	39	8	0	8	0	0	0	0	0	0	0	0	1	22	0	0	0	0	0	14
1988	92	13	1	39	8	0	8	0	0	0	0	0	0	0	0	1	23	0	0	0	0	0	14
1989	92	13	1	39	8	0	8	0	0	0	0	0	0	0	0	1	24	0	0	0	0	0	14

NOTES  
FIGURES IN THOUSANDS  
DETAIL MAY NOT ADD DUE TO INDEPENDENT ROUNDING  
YEAR 1977 INDICATES TRANSITION QUARTER FOR FISCAL YEAR CHANGE

AVP-120  
OCTOBER 1976

IPR AIRCRAFT HANDLED BY USER CATEGORY

HONOLULU  
-----

FISCAL YEAR -----	DEPARTURES				OVERS				DOMESTIC				OCEANIC			
	ACRPT HANDLED -----	TOTAL -----	AIR CAR -----	AIR TAXI -----	GEN AVI -----	MIL -----	TOTAL -----	AIR CAR -----	AIR TAXI -----	GEN AVI -----	MIL -----	TOTAL -----	AIR CAR -----	AIR TAXI -----	GEN AVI -----	MIL -----
1970	414	142	105	0	0	37	130	0	0	0	3	77	0	0	1	49
1971	380	133	96	0	0	37	114	0	0	0	3	70	0	0	0	41
1972	394	146	100	0	0	46	102	0	0	0	2	68	0	0	1	31
1973	407	156	106	0	1	49	95	0	0	0	3	62	0	0	1	29
1974	374	151	109	0	2	40	72	0	0	0	2	52	0	0	1	17
1975	384	150	109	0	2	39	64	0	0	0	4	58	0	0	1	21
1976	370	142	105	0	2	35	86	0	0	0	5	57	0	0	1	23
1977	101	40	30	0	0	10	21	0	0	0	1	16	0	0	0	4
1977	408	161	123	0	2	36	86	0	0	0	4	60	0	0	1	20
1978	410	161	123	0	2	33	68	0	0	0	4	63	0	0	1	20
1979	421	163	126	0	2	33	94	0	0	0	4	69	0	0	1	20
1980	436	170	131	1	3	34	97	0	0	0	4	72	0	0	1	20
1981	453	177	136	1	4	34	100	0	0	0	4	75	0	0	1	20
1982	469	184	145	1	4	34	102	0	0	0	4	77	0	0	1	20
1983	480	188	149	1	4	34	105	0	0	0	4	80	0	0	2	20
1984	492	192	153	1	5	34	108	0	0	0	4	83	0	0	2	20
1985	508	199	160	1	4	34	111	0	0	0	4	85	0	0	2	20
1986	525	205	164	1	4	34	114	0	0	0	4	88	0	0	2	20
1987	541	212	173	1	5	33	117	0	0	0	4	91	0	0	2	20
1988	555	218	179	1	5	33	120	0	0	0	4	94	0	0	2	20

NOTES  
FIGURES IN THOUSANDS  
DETAIL MAY NOT ADD DUE TO INDEPENDENT ROUNDING  
YEAR 1977 INDICATES TRANSITION QUARTER FOR FISCAL YEAR CHANGE