

AD-A035 440

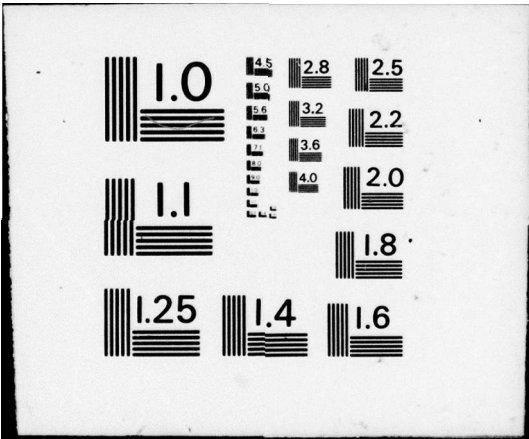
AIR FORCE INST OF TECH WRIGHT-PATTERSON AFB OHIO SCHO--ETC F/G 5/1  
A PROGRAM ALLOCATION MODEL FOR DEPOT PURCHASED EQUIPMENT MAINTE--ETC(U)  
AUG 75 G C MILBORROW  
SLSR-52-75B

UNCLASSIFIED

NL

1 of 3  
ADA035440






3  
NW



COPY AVAILABLE TO DDC DOES NOT  
PERMIT FULLY LEGIBLE PRODUCTION

AD A035440



DDC  
RECEIVED  
FEB 10 1977  
REGULATORY

UNITED STATES AIR FORCE  
AIR UNIVERSITY  
AIR FORCE INSTITUTE OF TECHNOLOGY  
Wright-Patterson Air Force Base, Ohio


Copy available to DDC does not  
permit fully legible reproduction

**DISTRIBUTION STATEMENT A**  
Approved for public release;  
Distribution Unlimited

A PROGRAM ALLOCATION MODEL FOR DEPOT  
PURCHASED EQUIPMENT MAINTENANCE

Graham C. Milborrow, Sq Ldr, RAF

SLSR 52-75B



Copy available to DDC does not  
warrant fully legible reproduction.

DISTRIBUTION STATEMENT A  
Approved for public release;  
Distribution Unlimited

AFIT RESEARCH ASSESSMENT

The purpose of this questionnaire is to determine the potential for current and future applications of AFIT thesis research. Please return completed questionnaires to: AFIT/SLGR (Thesis Feedback), Wright-Patterson AFB, Ohio 45433.

1. Did this research contribute to a current Air Force project?

- a. Yes
- b. No

2. Do you believe this research topic is significant enough that it would have been researched (or contracted) by your organization or another agency if AFIT had not researched it?

- a. Yes
- b. No

3. The benefits of AFIT research can often be expressed by the equivalent value that your agency received by virtue of AFIT performing the research. Can you estimate what this research would have cost if it had been accomplished under contract or if it had been done in-house in terms of man-power and/or dollars?

a. Man-years \_\_\_\_\_ \$ \_\_\_\_\_ (Contract).

b. Man-years \_\_\_\_\_ \$ \_\_\_\_\_ (In-house).

4. Often it is not possible to attach equivalent dollar values to research, although the results of the research may, in fact, be important. Whether or not you were able to establish an equivalent value for this research (3 above), what is your estimate of its significance?

- a. Highly Significant
- b. Significant
- c. Slightly Significant
- d. Of No Significance

5. Comments:

REVISION for  White Section   
 Buff Section  
 THIS IS A    
 UNCLASSIFIED   
 JUSTIFICATION   
 BY \_\_\_\_\_  
 DISTRIBUTION AVAILABILITY CODES  
 UNL. \_\_\_\_\_  
 CONF. \_\_\_\_\_  
 SECRET \_\_\_\_\_  
 SPECIAL \_\_\_\_\_  
 P

\_\_\_\_\_  
Name and Grade

\_\_\_\_\_  
Position

\_\_\_\_\_  
Organization

\_\_\_\_\_  
Location

UNCLASSIFIED

SECURITY CLASSIFICATION OF THIS PAGE (When Data Entered)

REPORT DOCUMENTATION PAGE		READ INSTRUCTIONS BEFORE COMPLETING FORM
1. REPORT NUMBER 4 SLSR-52-75B ✓	2. GOVT ACCESSION NO.	3. RECIPIENT'S CATALOG NUMBER 9
6 7. TITLE (and Subtitle) A PROGRAM ALLOCATION MODEL FOR DEPOT PURCHASED EQUIPMENT MAINTENANCE		5. TYPE OF REPORT & PERIOD COVERED Master's Thesis ✓
7. AUTHOR(s) 10 Graham C. Milborrow, Squadron Leader, RAF		6. PERFORMING ORG. REPORT NUMBER
9. PERFORMING ORGANIZATION NAME AND ADDRESS Graduate Education Division School of Systems and Logistics ✓ Air Force Institute of Technology, WPAFB, OH		8. CONTRACT OR GRANT NUMBER(s)
11. CONTROLLING OFFICE NAME AND ADDRESS Department of Research and Communicative Studies (SLGR)		10. PROGRAM ELEMENT, PROJECT, TASK AREA & WORK UNIT NUMBERS
14. MONITORING AGENCY NAME & ADDRESS (if different from Controlling Office)		12. REPORT DATE August 1975
		13. NUMBER OF PAGES 229 (12) 243 p. ✓
		15. SECURITY CLASS. (of this report) UNCLASSIFIED
		15a. DECLASSIFICATION/DOWNGRADING SCHEDULE
16. DISTRIBUTION STATEMENT (of this Report)  Approved for Public release; distribution unlimited.		
17. DISTRIBUTION STATEMENT (of the abstract entered in Block 20, if different from Report)		
18. SUPPLEMENTARY NOTES		
19. KEY WORDS (Continue on reverse side if necessary and identify by block number) DPEM Subjective Ranking Mission Essentiality Exchangeable Integration Allocation Model		
20. ABSTRACT (Continue on reverse side if necessary and identify by block number)  Thesis Chairman: Dr. Richard T. Taliaferro		

012 250

~~UNCLASSIFIED~~

SECURITY CLASSIFICATION OF THIS PAGE(When Data Entered)

*Resource management system*

Within the framework of RMS, the Air Force operates the Depot Purchased Equipment Maintenance (DPEM). DPEM is the management process whereby customers of the Depot Maintenance Industrial Fund (DMIIF) obtain funds and use them to buy maintenance effort. Managerial control by HQ AFLC over the demand by ALCs for funding is primarily through biannual on-site reviews. These five man review teams sample check DPEM requirements generated by Item/System managers in order to validate the bid for funding. The validation process currently uses historic data and arbitrary percentage weightings in achieving an equitable funding. In order to both increase the rationality of the process and reduce the cost of review, a study was conducted to investigate the feasibility of constructing a computer model which would fund DPEM requirements to pre set decision rules. The decision rules will be based on a mission essentiality priority ranking for major items, subjectively constructed by management, and an item criticality ranking of Exchangeable items based on their supply positions.



~~UNCLASSIFIED~~

SECURITY CLASSIFICATION OF THIS PAGE(When Data Entered)

SLSR 52-75B

A PROGRAM ALLOCATION MODEL FOR  
DEPOT PURCHASED EQUIPMENT  
MAINTENANCE

A Thesis

Presented to the Faculty of the School of Systems and Logistics  
of the Air Force Institute of Technology

Air University

In Partial Fulfillment of the Requirements for the  
Degree of Master of Science in Logistics Management

By

Graham C. Milborrow  
Squadron Leader RAF

August 1975

Approved for public release;  
distribution unlimited

This thesis, written by

Squadron Leader Graham C. Milborrow

has been accepted by the undersigned on behalf of the  
faculty of the School of Systems and Logistics in partial  
fulfillment of the requirements for the degree of

MASTER OF SCIENCE IN LOGISTICS MANAGEMENT

DATE: 13 August 1975

  
\_\_\_\_\_  
COMMITTEE CHAIRMAN

## ACKNOWLEDGEMENTS

The author would like to thank Mr. H. David Hillis of HQ AFLC/ADDSC for his untiring assistance in the COBOL programming for the model without which the project would not have flown.

Additional thanks also go to Mr. Gene Hurwood, chief of the DPEM management branch (HQ AFLC/MMRER) for his enthusiasm and imagination in providing last minute suggestions.

Last, but not least, appreciation is expressed to Doctor Richard T. Taliaferro whose encouragement and incisive critique helped me maintain both my aim and perspective.

## TABLE OF CONTENTS

	Page
ACKNOWLEDGEMENTS . . . . .	iii
LIST OF TABLES . . . . .	viii
LIST OF FIGURES . . . . .	ix
Chapter	
I. INTRODUCTION . . . . .	1
Problem Statement . . . . .	1
The Context of the DPEM System . . . . .	4
The DPEM Funding Cycle . . . . .	9
The HQ AFLC Aspect of DPEM . . . . .	13
Management Validation of DPEM . . . . .	14
Non-Budgetary Constraints on DPEM . . . . .	16
Current DPEM Data Reporting Systems . . . . .	18
A Funding Allocation/Validation Model . . . . .	19
Scope . . . . .	23
Justification . . . . .	23
Objective . . . . .	25
Research Questions . . . . .	25
II. METHODOLOGY . . . . .	27
Definition of Terms . . . . .	27
Data Collection . . . . .	28
The DPEM Data Bank . . . . .	28
Developing the DPEM Validation Model . . . . .	30
A priority system . . . . .	30

	Page
Ranking major items . . . . .	31
Sensitivity of the model . . . . .	32
Ranking exchangeable items . . . . .	33
An integrated approach . . . . .	34
The mechanics of the model . . . . .	34
The output of the model . . . . .	36
Practical benefits . . . . .	37
Developing Priority Criteria for the Model . . . . .	39
Testing the Results of the Model . . . . .	41
Subjectivity and the Model . . . . .	42
The Behavioral Aspect of the Model . . . . .	43
III. CONSTRUCTING THE MODEL . . . . .	45
Data Sources . . . . .	45
The Item/Mission Essentiality Code (IEC) . . . . .	47
The Programs of the Model . . . . .	49
Restrictions in the Test Model . . . . .	59
The Products of the Model . . . . .	61
IV. TESTING AND EVALUATION OF THE MODEL . . . . .	63
Test Plan for the Model . . . . .	63
Initial Test Run . . . . .	63
Second Test Run . . . . .	65
Third Test Run . . . . .	66
A Look at the Full Scale Problem . . . . .	68
V. CONCLUSIONS AND PROJECTIONS . . . . .	73
The Research Findings . . . . .	73

The Time Scale of Research  
and Development . . . . . 74

Future Testing of the Model . . . . . 75

Future Developments of the Model . . . . . 77

Assumptions . . . . . 78

Limitations . . . . . 79

APPENDICES . . . . . 80

    A. DPEM REPAIR GROUP CATEGORIES . . . . . 81

    B. DPEM DATA BANK . . . . . 83

    C. DCS/MATERIEL MANAGEMENT  
        ORGANIZATION DIRECTORY . . . . . 100

    D. DPEM REQUIREMENTS PROJECTIONS . . . . . 102

    E. DPEM AFLC FORM 1110 . . . . . 104

    F. REPORTING SYSTEM - G079 . . . . . 106

    G. REPORTING SYSTEM - G072C . . . . . 108

    H. G072C REQUIREMENTS OUTPUT . . . . . 110

    I. SYSTEMS/EQUIPMENT MODIFICATION/  
        MAINTENANCE PROGRAM . . . . . 112

    J. DPEM FORM 1515 . . . . . 115

    K. PROGRAM PRIORITY INDEX CODE . . . . . 117

    L. AN OVERVIEW OF MARGINAL ANALYSIS . . . . . 119

    M. PROGRAM LISTINGS FOR THE MODEL . . . . . 126

    N. COMPUTERIZED PRODUCTS OF THE MODEL . . . . . 162

    O. RANKING MATRIX CONSTRUCTED BY  
        HQ AFLC/MMRER . . . . . 175

    P. INITIAL TEST RESULTS OF THE MODEL . . . . . 177

    Q. MANUAL TEST FUNDING BY HQ AFLC/MMRER . . . . . 190

    R. PROGRAM LISTING FOR FUND.S MODIFICATION . . . . . 200

Page

S. SECOND TEST RESULTS OF THE MODEL . . . . .	203
T. THIRD TEST RESULTS OF THE MODEL . . . . .	216
SELECTED BIBLIOGRAPHY . . . . .	227

LIST OF TABLES

Table	Page
1. ITEM ESSENTIALITY CODES (17) . . . . .	48
2. Initial Matrix of Weapon System/Customer Combinations . . . . .	50

LIST OF FIGURES

Figure	Page
1. DMS, AFIF And DPEM Item Management Perspective.	7
2. Depot Purchased Equipment Maintenance - Organic Repair Funding (4) . . . . .	8
3. Depot Purchased Equipment Maintenance - System Relationships (4) . . . . .	10
4. Depot Purchased Equipment Maintenance - Funding Approval Cycle (4) . . . . .	12
5. Depot Purchased Equipment Maintenance - Timing of Budget Cycle (4) . . . . .	17
6. Depot Purchased Equipment Maintenance - Program Allocation Model Flowchart (4) . . . .	35
7. Part I of the Computerized Allocation Model . .	51
8. Part II of the Computerized Allocation Model . .	54
9. Part III of the Computerized Allocation Model . .	55
10. Part IV of the Computerized Allocation Model . .	58
11. Part V of the Computerized Allocation Model . .	60
12. Matrix of Customer/Weapon System Combinations in DPEM Data Bank . . . . .	69
13. Depot Purchased Equipment Maintenance - System Shadow Prices (19) . . . . .	124

CHAPTER 1  
INTRODUCTION

Problem Statement

At the heart of the modern financial management system of the Federal Government is the Resource Management System (RMS) (1). The RMS is designed to ensure that the nation's needs are met with both monetary and non-monetary resources to the most efficient and effective extent possible (1). In consonance with the aims of the RMS, the Air Force operates systems designed to control and apportion its own share of resources. One such system translates into financial terms the maintenance repair functions of the Air Logistics Centers (ALCs) and the use of these functions by customers both inside and outside the Air Force organization (1).

The Depot Purchased Equipment Maintenance System (DPEM), is the management process which governs the means by which a customer of the Depot Maintenance Industrial Fund (DMIF) obtains funds and uses them to buy maintenance effort (2). Under current Air Force regulations (2:1), anticipated maintenance gross requirements for current and projected years are generated by the ALCs and validated by them against outline criteria set by Headquarters Air Force Logistics Command (HQ AFLC).

From interviews with Mr. G. Hurwood of HQ AFLC/MMRER (3), it was learned that the managerial control now exercised by HQ AFLC over the demand by ALCs for maintenance funding is, primarily, through biannual 'on-site' reviews. This involves a four or five-man team from HQ AFLC who review and ratify requests for maintenance funding. As was stated in a 1974 HQ AFLC Material Management review (4:3), the time constraint allows only a sample of the funding requests to be considered in detail. Mr. Hurwood (HQ AFLC/MMRER) also confirmed (3) that changes to the program are made after negotiation using mainly historical performance data as decision guidelines. Following from this process, the ratified equipment maintenance budget is submitted by HQ AFLC to Headquarters United States Air Force (HQ USAF) for approval as the projected operational DPEM program (2:4).

It has been observed, and confirmed by Mr. C. Wilhelm of HQ AFLC/MMRER (5), that the process outlined above prevents management visibility by HQ AFLC of the ALC validation process and thus, logically, there is no total check of its integrity. As mentioned earlier, the biannual on-site reviews now carried out by HQ AFLC are able to only 'sample check' maintenance workloading

requests in a process which demands the time of four or five senior managers (Colonel/GS-14 grades) on a field assignment of some six weeks duration (6). Finally, the current criteria now being used to rank jobs for funding has been determined, from observation, to be largely undefined and thus suspect in its objectivity. It is evident that, for similar reasons, the reallocation of funding during the execution of the current years budget is achieved through a process of negotiation between the material management branch and MMRER (the DPEM management branch). This negotiation takes place against undefined criteria based both on historical data and the "law of the situation" (3).

Thus, from observation, it is apparent that neither the initial validation of the operational budget for DPEM or its subsequent adjustment is achieved through definable guidelines which can be retrospectively justified absolutely on a rational basis. It is the above aspects of apparent inadequacy in the DPEM system which the research seeks to address.

The information contained in the following exposition of the DPEM system was gleaned from interviews with Mr. G. L. Hurwood (3) (16) of HQ AFLC/MMRER unless otherwise explicitly stated.

### The Context of the DPEM System

As mentioned earlier, DPEM, the Depot Purchased Equipment Maintenance program involves those management aspects by which a customer of the Depot Maintenance Service, Air Force Industrial Fund, (DMS, AFIF) determines requirements, obtains financial obligation authority, and provides programming authority for ordering maintenance work.

The DMS, AFIF is a working capital fund used to finance organic ('within house'), interservice, and contractual maintenance which is scheduled to be carried out at depot level. Depot level maintenance work covers those activities which are of such complexity and technical depth that the facilities of a technological repair center at an ALC are required to support the task. The DMS, AFIF operates as a revolving fund by providing working capital, allowing for the recovery of operating costs through the sales of products and services, and establishing a buyer-seller relationship with the customer to facilitate the sales. DMS, AFIF can therefore be regarded as the accounting and budgeting system of the seller of maintenance, the ALC.

DPEM is the counterpart management control system which organizes and obtains funding for the maintenance needs of the customer and thus depot maintenance services are operated on a customer/seller basis.

The working capital budget approved for DPEM is called the Operations Operating Budget (OOB). Figure 1 attempts to put both the AF DMIF, and DPEM systems in perspective of the lifecycle management of Air Force equipment.

The customers of the DMS, AFIF include operating force commands, their mission units, and any defense organizational component which has missions and responsibilities separate from the management and operation of the industrial fund. The operating forces and missions are not restricted to the Air Force organization and the DPEM program delineates the following customer sources by their codes (2:2).

Customer Program Code

Coverage

MFP-7

(Major Force Program 7 Direct Air Force). This program budget supports regular Air Force operations and tasks.

MFP-7  
Reimbursement

(Major Force Program 7). This program covers support of non regular Air Force customers who pay the operations operating budget of DPEM for purchase of maintenance.

Direct Cite

This program covers users (Navy, MAC, etc.) who have their own operating budgets for maintenance and pay DMS AFIF directly. These customers are not included in the DPEM OOB.

As Figure 1 shows, the equipment classes included in the DPEM program cover aircraft, missiles, engines, other Major End Items (e.g., Fire Trucks) and Area/Base manufacturing. A detailed breakdown of these Repair group categories (RGCs) is given at Appendix A. As a guide to the relative proportions of the RGCs in the DPEM program, Figure 2 shows the organic repair funding for each group as well as the proportion of the total budget each represents. The maintenance workload at depot level encompassed by DPEM is as follows (5):

- a. Repair, overhaul and rehabilitation
- b. Reclamation and removal of the 'save list' items (items designated for reclaim action)
- c. Field/Depot manufacture
- d. Assembly
- e. Processing and storage
- f. Combined intermediate and depot level maintenance
- g. Analytical overhaul
- h. Quality analysis
- i. Installation of class IV and V modification
- j. 'Kit proofing' - the trial installation of modification kits
- k. Modification and maintenance of designated aircraft missile and ground equipment programs

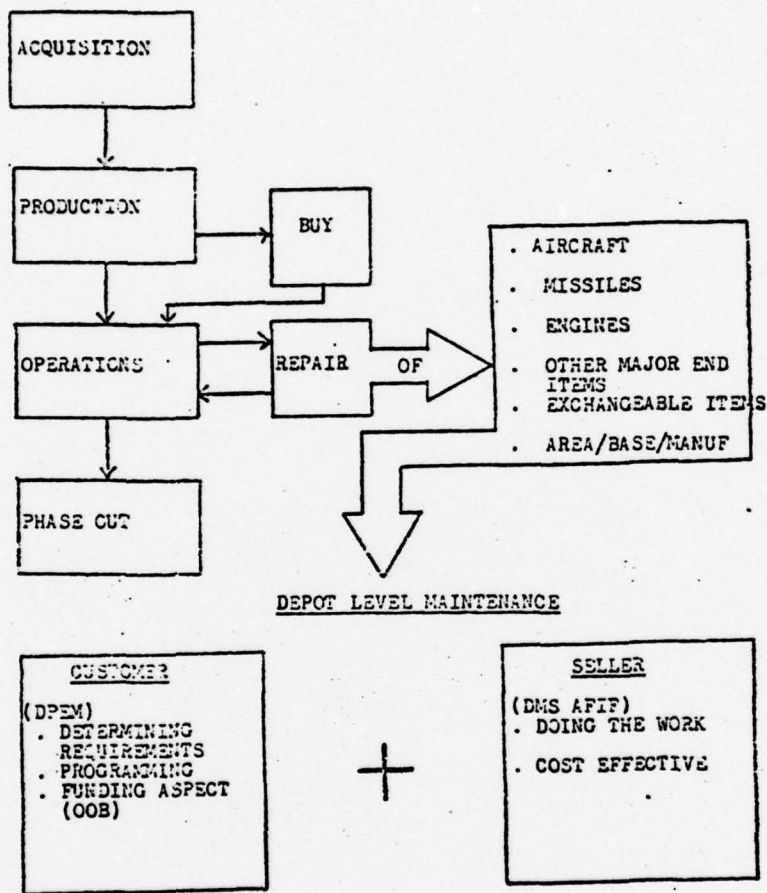


Figure 1

DMS, AFIF And DPEM Item Management Perspective

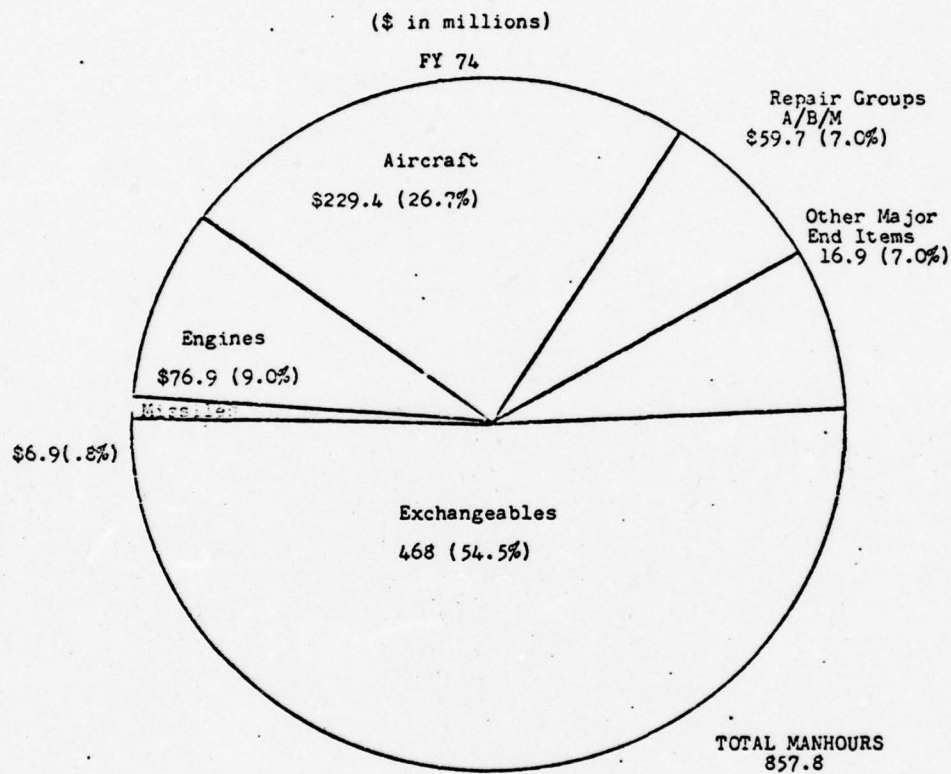


Figure 2

Depot Purchased Equipment Maintenance -  
Organic Repair Funding (4)

1. Depot and/or contract field teams for accomplishing on-site maintenance in excess of the users capability.

The workloading capacities to support these tasks within natural (and imposed) constraints are:

- a. Organic (ALC maintenance facilities)
- b. Contract
- c. Interservice

A list of Major Weapon Systems supported by DPEM is shown at Appendix B.

#### The DPEM Funding Cycle

The DPEM Process starts with the system manager or item manager at the Air Logistics Center developing worldwide depot level maintenance requirements for all the management responsibilities assigned to him. Having determined what to purchase within the available resources, the DPEM manager then orders work from the DMS, AFIF through either project orders, for organic workloads, or annual customer orders, for contract workloads. As DMS, AFIF accomplishes the work, it bills the customer who then pays DMS, AFIF, thereby replenishing the working capital. This procedure, shown in graphical form in Figure 3, is the way in which the DPEM system, using its Operations Operating Budget (OOB), functions on a day-to-day basis under financial authorization.

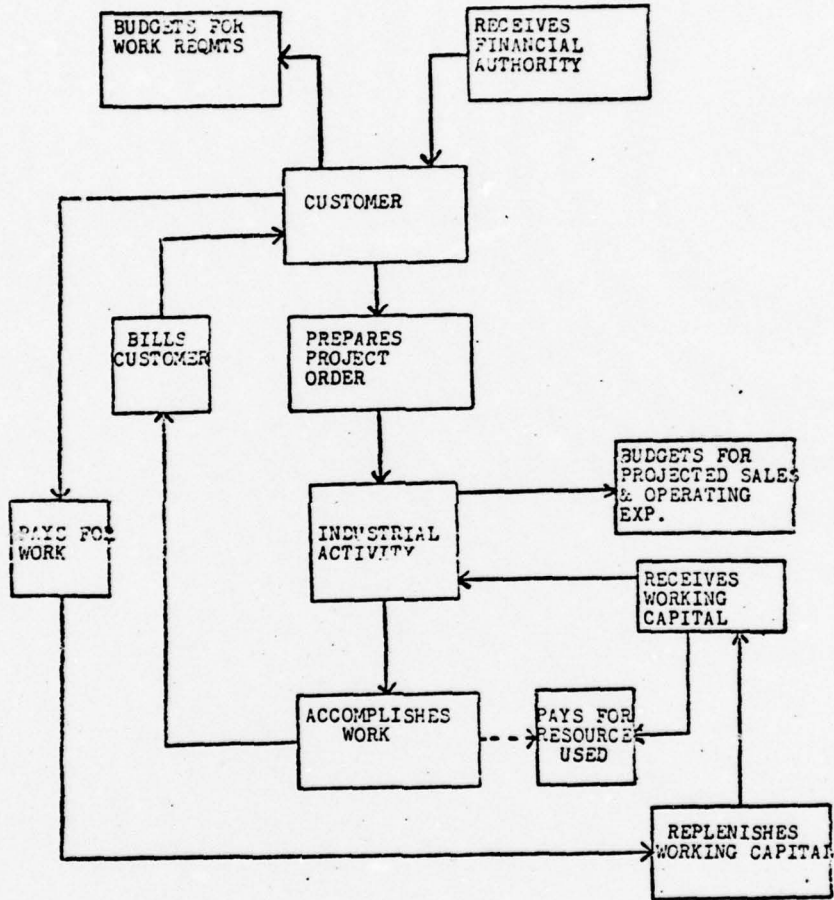


Figure 3

Depot Purchased Equipment Maintenance -  
System Relationships (4)

The process for gaining funding approval is summarized at Figure 4, and this forms part of what is called the Planning, Programming and Budgeting System (PPBS).

As can be seen in Figure 4, the requirements for maintenance workload generated by the system and item managers at the ALCs are first 'validated' by the ALC organization internally. This process is invisible to HQ AFLC staff, but is designed to provide a primary screening to remove errors and anomalies from the proposed maintenance budget. As well as error detection, the screening takes account of all operational or administrative changes which the ALC staff know are likely to impact upon the projected requirement (2:4).

When the ALCs have completed this process, the projected maintenance requirements for the following year and four further years are submitted to HQ AFLC (MMRER). This is done on manually produced forms (AFLC Form 982) for the current year and, as well as this, tapes from the ALC computerized reporting systems are forwarded covering the current year and four projected 'out' years.

HQ AFLC reviews the requirements submitted on the Forms 982. The major program managers (for Aircraft, Missiles, Engines, etc.) review the computations for

## DPEM CUSTOMER OPERATING PROGRAM

RESPONSIBLE ACTIVITY	MANAGEMENT ACTIONS				
ALCs	① DETERMINE ORGANIC/ CONTRACT REQUIREMENTS	② SUBMIT REQUIREMENTS	⑧ PREPARE PROJECT ORDERS AND REIMB CUSTOMER ORDERS	⑨ INPUT STATUS REQUEST REPROGRAMMING	⑪ EXECUTES PROGRAM REVISIONS
HQ APLG	③ VALIDATE AND APPROVE REQUIREMENTS	④ SUBMITS BUDGET BACK UP	⑦ DISTRIBUTE BUDGET AND PROGRAM	⑩ DIRECTS PROGRAM REVISIONS	
HQ USAF	⑤ DEFENDS BUDGET, OBTAINS FUNDS	⑥ DISTRIBUTE BUDGET AND PROGRAM AUTH			

Figure 4

Depot Purchased Equipment Maintenance -  
Funding Approval Cycle (4)

items of their concern using separate documentation to evaluate information presented on the Forms 982 arrayed as a budget and totalled in terms of man hours and dollars required (5). As mentioned earlier, the criteria applied by the budget control staff of MMRER is largely subjective and based upon data submitted in previous reports and budgets. Changes are approved by the staff based upon knowledge of Programming Guidance information published by the Joint Chiefs of Staff (7) and other management data. However, the weightings given to estimates are only "guesstimates" based upon broad, comparative/trend analyses, and their accuracy cannot be justified to more than a grossly approximate level (5).

#### The HQ AFLC Aspect of DPEM

The focus of this research is on the actions taken by HQ AFLC staff in response to input from the ALC. Thus the exposition of the organizational aspects of the DPEM action is confined to HQ AFLC and, in particular, the 'buyer' functions of the Material Management (MM) branches. An organizational chart of the MM branches is shown at Appendix C and, as can be seen, the branches MMP, MMW, MMA, etc., are delineated by

function. This means that each branch deals with a major equipment category such as airplanes, engines, missiles, and validates the computations made by ALCs for their own items. MMP, for example, is responsible for the supply management of engines and receives quarterly projected requirement computations from the ALCs (AFLC Form 538) which MMP staff mathematically justify in accordance with regulations (7). This procedure described for engine maintenance requirement validation is repeated for all major items.

The methods now used for computing maintenance projected requirements in each equipment category are shown at Appendix D together with the applicable regulations, where these exist. As well as justifying the ALC projections computationally, HQ AFLC staff apply weighting factors to the planned ALC requirements from knowledge of changes in flying hours, operational deployment, or other relevant change information contained in planning documents (7).

#### Management Validation of DPEM

Further, revisions to the requirements estimate are made through on-site maintenance review meetings mentioned earlier. These can take the form of "negotiated settlements" where, essentially, conflicts of organizational interest are resolved (7). This analysis is not a criticism of the parties concerned, but an observation

of the natural behavioral effect of delineating HQ AFLC organizational units by equipment type. This structuring ensures that personnel in each unit understandably tend to support their own product funding only, rather than the overall concept of mission essentiality ranking.

Each material management branch in HQ AFLC is represented at the on-site requirement reviews where each addresses questions directly related to the items of his concern. In addition to these biannual meetings, held in April and November at the ALCs, intermediate 'Reconciliation Conferences' are held in January and July at Headquarters Air Force Logistics Command, to resolve major problems found during the operational life of the budget (8).

Following the HQ AFLC reviews, both local (with interested branches of the Headquarters) and 'on-site' (with ALC staff) the budget estimate is supported by HQ AFLC to HQ USAF. A similar process of negotiation then occurs between formation staffs but normally this is minimal, since HQ USAF have already been represented at the HQ AFLC/ALC maintenance reviews.

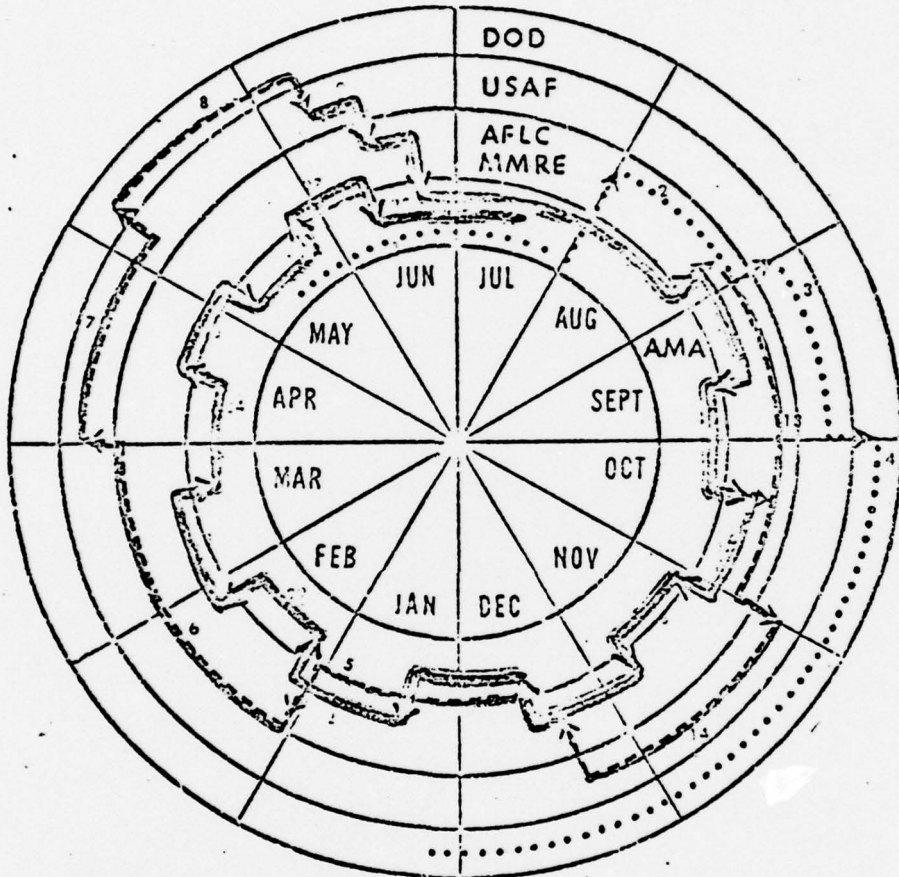
The budget proposals and updates, supported by HQ USAF, are then submitted to the Department of Defense from whence they are included in wider budget proposals

eventually forming part of the executive budget and approved by Congress. Figure 5 gives the timing of the budget cycle whilst Annex E shows the form in which funding authorization is ultimately given to the ALCs.

#### Non-Budgetary Constraints on DPEM

Mention of constraints involved in the system has so far been confined to those of operational changes and financial stringency. To these can be added a third important consideration of resource availability managed by the maintenance (MA) branches of HQ AFLC. Division of repair is broadly that of either Organic (in house), Interservice, or contract with the further proviso that items which are mission essential must be maintained using Organic facilities within established policies. The DPEM procedure recognizes the criticality of resource considerations and in every stage of present workloading and budgeting negotiations, the MA branches advise the impact that maintenance constraints are likely to have on DPEM requirements (5). In terms of objectives, it can be said that whilst the material management function has a total responsibility for establishing the maintenance requirement, the material maintenance function has a total responsibility for satisfying it.

As well as maintenance capability and funding, the following further constraints impinge upon the planning, programming and budgeting arrangements and



- Budget Estimate 'out' years
- ..... Budget Estimate Next Year
- Operations Operating Budget

Figure 5

Depot Purchased Equipment Maintenance -  
Timing of Budget Cycle (4)

therefore must be considered (9).

- a. Time constraint
- b. Quantity of items needed
- c. Rates of effort needed
- d. Priority of need
- e. Manpower availability
- f. Reporting systems limitations.

#### Current DPEM Data Reporting Systems

Under the current DPEM procedures (2:4), the ALCs have two reporting systems which together embrace their total maintenance workloading. The Systems and Equipment Modification/Maintenance Program (G079) (2:4) is a mechanized reporting system covering aircraft and missile maintenance requirements for the current year and three future years ('out' years). The major reporting system is, however, the Depot Maintenance Program and Long Range Planning System (G072C) (2:4), which covers all repair group categories of equipment for the current fiscal year and five 'out' years. Details of both systems G072C and G079 are shown at Appendices F and G. Both systems operate at ALC level and are used internally by these formations for their administrative needs. Transmission of data from the systems is at present only possible by indirect means to HQ AFLC (by registered mail) (5) and although the products shown at Appendices H and I are available to HQ AFLC/MMRER staff, their

accuracy is subject to question (5). This is due primarily to transmission delays and inadequacies thought to exist in the updating procedures (5). As mentioned earlier, duplicate manual submissions of requirements for funding are currently submitted on AFLC Form 1515 DPEM Organic/Contract Requirements and Program Status (RCS:LOG-MMR(Q) 71105 and used by MMRER; an example of this form is included at Appendix J.

Of the data elements used on the document (for which a key is provided), the Pseudo Code is one of which particular mention must be made since it forms a discrete identification for workload types and thus, logically important for possible automated processing (10).

It must be mentioned at this point that the whole data system used by DPEM is being revolutionized by the introduction of the DPEM data bank. This is to be a centralized bank located on the CREATE computer system at Wright-Patterson AFB. It is the availability of the DPEM data bank which has prompted this study into further automation of the DPEM process and further details of the data bank appear later in this text (10).

#### A Funding Allocation/Validation Model

In order to address the basic problem mentioned earlier, this research aimed to:

- a. Construct a priority system for funding maintenance work.
- b. Construct a computerized program using the above priority system to allocate workload against a budget constraint in order of their ranking.
- c. Produce a capability in the allocation model for redistribution of funds to allow the impact on workload during the operation of the budget to be addressed.

The task of producing a priority ranking system can be divided into two parts. Firstly, the major items (aircraft, engines, missiles, other Major End Items (OMEIs)) must be ranked according to some rational criteria. The criteria chosen for this task was mission essentiality and since the definition of this concept is not clear for all systems, initial ranking was achieved by subjective judgement. This ranking provided a starting point for testing the model, provisions being made for changes to the ranking by input by the appropriately qualified users of the program. Each ranking level implies a different mix of priority workloading, the highest Program Priority Index Code (PPIC), as it has been called, claiming 100% of repair at priority 1, whilst the lowest code claims total repair at the lowest priority. All

codes in between carry a 'mixture' of priorities gradually decreasing at the higher level and increasing at the lower. A test layout of this code is already loaded on the CREATE computer system and Appendix K shows its composition.

The program to allocate the workload broadly starts with the lowest PPIC codes (highest priorities) and subtracts the dollar totals under each from the manually present budget total amount. The program presents, as a product, the details of workloads included in the budget together with their relative priorities as well as those workloads excluded at that level of budget constraint.

The program has been designed to deal with exchangeable items in a different manner. Marginal analysis techniques have been effectively tested on the computer system dealing with the management of items subject to repair (MISTR-DO41 system). Using this, items could be ranked according to their essentiality, the computation taking into account the current shelf availability of the item within the USAF supply system. The ranking (and PPIC coding) of exchangeable items will therefore be dependent upon their availability. The 'exchangeables' priority system is therefore a dynamic factor in the model.

Although the ability to rank items on this basis is not yet operationally ready, experimental work has been successfully completed using marginal analysis techniques (11) and test data is available. An overview of the Marginal Analysis techniques as applied in this context is given at Appendix L. Since the availability of exchangeable items is, logically, as critical a factor in operational system availability as the status of larger components, the exchangeable ranking system should be allocated to the PPIC ranking system used by the major items, already described.

The result of this technique will be the integration of major end items (ranked initially by a subjective judgement of mission essentiality) and exchangeable items integrated within this ranking structure (according to their availability level).

The point must be made that the model is intended only to set priorities according to funding and, because of complexity, neglects other system constraints mentioned earlier in the text. Among the most important of these is the maintenance resource constraint. This will still have to be dealt with outside this proposed system (either before or after the ranking process) since the complexity of integrating maintenance variables is beyond the scope of this research.

### Scope

It is recognized that one significant danger in this research is the adoption of an 'over-optimistic' baseline. By attempting to mirror too much of the 'real' situation in the preliminary model, difficulties caused by sheer complexity could compound those caused by the more usual 'bounded rationality'. With this in mind, the research has been directed towards constructing a model which, whilst having the potential capacity for all the variables identified in the study, dealt initially with only a fraction of them.

Although the constructed model was tested out on a simplified situation, the research attempts to analyze and define all the variables which must be considered in the final operation of the model.

### Justification

If one were first to question the justification for prioritizing funding at all, the answer would seem clearly to be based on utility. If economic resources (congressional appropriations) are so constrained as to preclude the completion of all maintenance workload arising in a fiscal time period (as is the case), it seems sensible to use a rational criterion as a basis for allocation of funds. Assuming that the basic mission of the Air Force

is to preserve national security, the logical criterion to use for system ranking would be the contribution the item makes to the mission or its "mission essentiality". In simple terms, the question which has to be asked is which unserviceable systems would put the mission success most at risk. Having identified these systems, the objective is then to minimize their downtime, and thus the risk to the mission. This addition must obviously be achieved at the expense of other systems in a constrained condition and is analogous, in everyday life, to the rule that routine traffic on a highway gives way to emergency rescue vehicles.

In more practical terms, the justification for this research hinges upon the concept that the process of creating and operating the DPEM budget within the ALCs requires the maximum of visibility and control being exercised by HQ AFLC. Although this concept is not explicitly stated in regulations, HQ AFLC's responsibility for DPEM extends to "taking the necessary action to obtain fully substantiated DPEM requirements" (2:3). This research has made the assumption that the maximization of control and visibility of the process comes within the terms of the above regulations (2:3). The validity of this step can be judged by the past organizational attempt to monitor and maximize control of the process. As has been stated earlier, the organizational need for further fund control has been pursued to

the extent of conducting four major off-base reviews during each fiscal year. It is this effort and expense in terms of senior management manpower, time, and allowances which this research seeks in part to amortise. The research situation does not have to justify itself in the grounds of utility, however, Extra control of the DPEM process is not being centrally gained at further financial expense. Indeed, it is expected that the increased visibility will be gained for a reduction of cost, as the results will, hopefully, demonstrate in the long term.

To summarize, the research can be justified on the assumption of organizationally imposed performance levels. The ultimate intention is to increase control of the DPEM Process at a demonstrably lower cost than is achieved at present.

#### Objective

The research objective of this study was to construct a mathematical model which will remove the need for on-site budget validation reviews by HQ AFLC staff whilst increasing objectivity and controllability in the DPEM maintenance funding process.

#### Research Questions

1. Can a predictive model be developed which will rank AFLC maintenance funding requirements, using criteria which can be found acceptable to HQ AFLC management?

2. What characteristics should the predictive model have that will enable it to allocate financial resources in a way which ensures that they are applied to maintenance tasks judged to be the most urgent by HQ AFLC management?

## CHAPTER II

### METHODOLOGY

#### Definition of Terms

MARS Model--Marginal Analysis Requirements Simulation

Model - uses system DO41 data to rank exchangeable items by 'essentiality'.

Resource Management System--The Resource Management

System (RMS) is the management control system through which the Air Force achieves financial control. The center of the system is the Five Year Defense Plan (FYDP).

Depot Purchased Equipment Maintenance--The management

process which governs the means by which a customer of the Air Force Industrial Fund obtains funds and uses them to buy maintenance services.

Revolving Fund--Working capital held in suspense and

replenished as it is used.

HQ AFLC Material Management Review--A biannual review of

proposed Depot maintenance funding requirements at Air Logistics Centers (ALCs). The reviews are designed to validate the requirements to be funded.

Operations Operating Budget (OOB)--An approved operating plan which is the basis of authorization and customer financial control of obligations in the execution of a program.

HQ AFLC Management--The organizational level within HQ AFLC which has the authority to make changes to the major item ranking for DPEM funding unilaterally. Similarly, such an organizational level will be able to autonomously judge the acceptability or otherwise of DPEM prepared budgets.

#### Data Collection

The background to the research identified the current data systems and products, both the automated form (G072C and G079 systems), as well as the manually produced budget submissions (Form 982). The test model for DPEM validation used neither of the above systems, however. Instead, the new DPEM data bank now under construction (10) was used to test and will ultimately operate the proposed validation method. In view of this, a short exposition of the construction of the bank and some explanation of its contents are thought to be relevant.

#### The DPEM Data Bank

The DPEM Data Bank is a master file of Depot

Purchased Equipment Maintenance (DPEM) planning and programming data stored on permanent (disk) files on the CREATE computing system located at HQ AFLC (10). The basic purpose of this data bank is to provide source information for statistical studies and for summarizing the results of alternate resource allocation procedures. The DPEM Data Bank is designed to capture and manipulate information currently collected and maintained manually on the AFLC Form 982 mentioned earlier (10). The construction of the data bank is, understandably, complex. In view of this, a more detailed treatment of it has been left to Appendix B which contains a system description extracted from current HQ AFLC documentation (12). Suffice it to say here that the data bank is keyed to the following major data elements:

- a. Pseudo Code
- b. Fiscal Year
- c. Repair Group Category
- d. Logistics Sub Program
- e. System Standard Model Design Series
- f. Workload Breakdown Structure
- g. Fund Source
- h. AFLC Customer Code
- i. OASD Customer Code
- j. Total DMIF Rate

- k. Organic Contract Code
- l. Method of Accomplishment
- m. Facility Code
- n. ALC Identity Code
- o. Draw Code

#### Developing the DPEM Fund Validation Model

A priority system. During discussion with Mr. G. Hurwood of AFLC/MMRER (3) it was decided to attempt a trial priority system for major items using the pseudo codes of currently operational aircraft as a test population of data. The rationale for this choice was that the division of priority for aircraft systems on a subjectively judged, mission essentiality basis was believed to be the easiest of all the Air Force systems since the operational precedence of aircraft roles seemed to be almost intuitively obvious. Having said that, the point must be made that the dynamic aspect of operational precedence is recognized and therefore any operational priority system linked to the automated DPEM validation must be capable of modification by the user. This modification facility allows consideration by the model of changes in operational policy or conditions which impact upon the mission essentiality of the systems. This can be relatively easily accomplished by designing

the computer program to array the loaded priority order, by pseudo code, for the user and providing him with a computer facility to change or rearrange the ranking as he thinks fit.

Ranking major items The aircraft system pseudo codes were selected in consultation with MMRER using current Air Force Regulations (AFRs) (13:4). AFRs provided a useful reference of the types of aircraft currently in the Air Force inventory together with details of their primary missions. At this point it is admitted that the sole differentiation of aircraft systems is not so clearly and simplistically defined as this. A single aircraft type may have a variety of roles of vastly differing mission essentiality. As well as its primary role, a fighter aircraft may have training, weather observation and even ground demonstration roles. Clearly, this situation gives rise to potentially anomalous ranking of needs. However, from observation (5), the current budget compilation of DPEM allows neither consideration of a formalized priority system, nor the ability to mirror operational changes in maintenance needs in the budget process. Thus, even the level of approximation to which the priority system is designed to work represents a significant improvement over the current method which

does not formally identify even a ranking (2:2). Conceptually, the situation of operationally changing needs is highly multivariate. Conceivably, each individual workload has a unique priority. The absolute ranking of such a priority could, if humanly possible, only be achieved by a single individual using a single value judgment system. The "non-singularity" of priority judgment is a large behavioral obstacle which will be discussed as part of the model validation process later in the text.

Sensitivity of the model Whatever inadequacies there may be in subjectively defining priority ranking of workload types, it is felt that the relatively inflexible nature of the budgetary and maintenance processes makes some form of approximation desirable. For example, it would obviously be impractical from the basis of practical managerial responsibility, to keep changing a material managers approved funding on a daily basis since he could never rely on such a figure for planning purposes, even in the shortest of time frames. Similarly, it would be impractical to stop a maintenance task half-completed in favor of starting another job whose precedence had recently exceeded that of the job undergoing

repair. The question as to how much sensitivity the model should have to the real-world changes is a difficult one therefore. The degree of model sensitivity is believed to be a question best tested in practice by running the model and comparing the results against similar data which had been subjected to the current "manual" budgeting DPEM system. This idea will be expanded in greater detail later in the text.

Ranking exchangeable items. It was hoped that the priority ranking of exchangeable items would, as mentioned earlier, be achieved using the marginal analysis basis described (Appendix L). HQ AFLC/MMRRS confirmed (11) that a test tape existed of exchangeable items which are ranked using the MARS model (Marginal Analysis Requirements Simulation). This provides an output to the HQ AFLC D073 computer system (Management of Items Subject to Repair). As with the DPEM data bank, the marginal analysis system is not operational at present but experimental data was said to be available on tape to allow the exchangeable items, ranked in order of precedence (determined by the marginal analysis techniques described earlier) to be integrated with the major items. Unfortunately, lack of interfacing data elements forced the research to adopt an alternative approach, explained later.

An integrated approach. The philosophy for integrating the exchangeable items through the merging of the same PPIC codes needs explanation. It will have been noted from the construction of the PPIC codes shown at Appendix K, that each code assigns to each item workload a specific mix of priorities. If the budget funding for DPEM is allocated to workload by priority, some workload of items or weapon system may be excluded from the budget since portions of these workloads fall into the lowest priority level. To integrate exchangeable items with major items in PPIC code order means that reimbursable items are allowed to participate in the higher priority 'mixes' along with the major end items of highest operational need (as determined by the subjective ranking mentioned earlier). Although intuitively rational (since an exchangeable item is as capable of causing operational embarrassment as a major malfunction). This 'mixing' is believed to represent a significant improvement in the model over the current 'manual' DPEM budget process. At present, exchangeable items tend to be used as a 'slack variable' at the tail end of the budget (5). Hence, exchangeable items have been treated, for funding purposes, as being of lowest priority.

The mechanics of the model. Figure 6 shows the outline flow diagram for the computer program with which

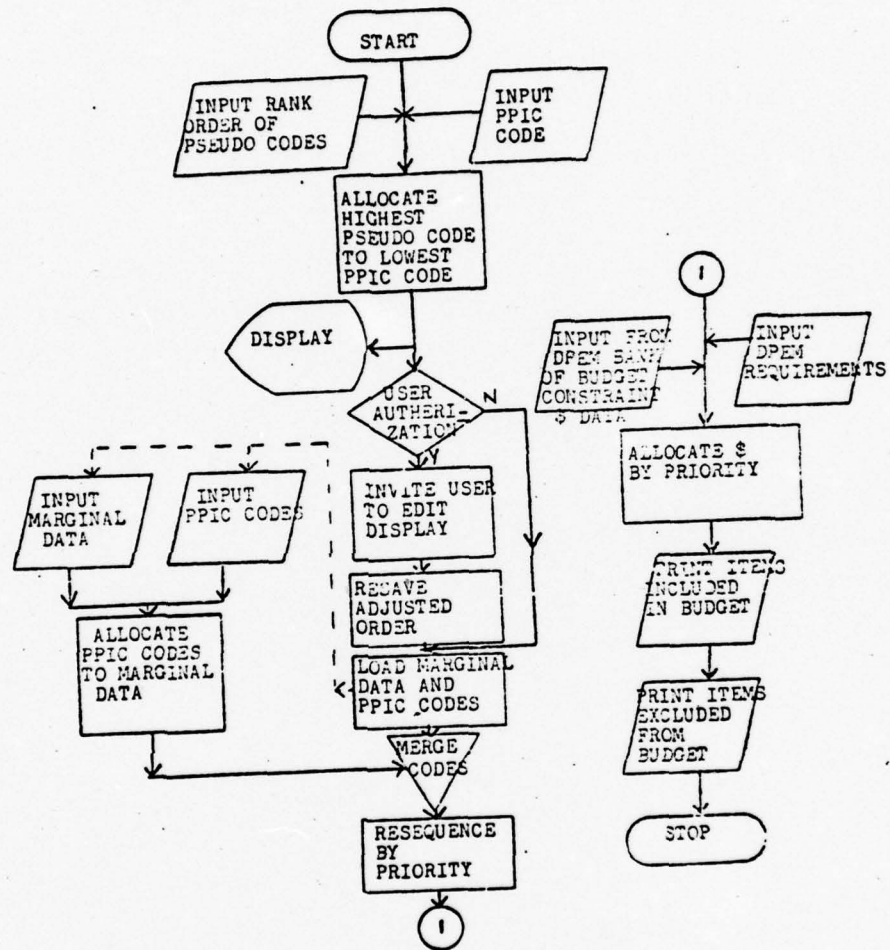


Figure 6

Depot Purchased Equipment Maintenance -  
 Program Allocation Model Flowchart (4)

to validate DPEM budgetary estimates in terms of a preset budget level. Firstly, the program was designed to accept the ranked list of major item Pseudo Codes and allocate PPIC codes to them. This list is displayed for the user to change provided the appropriate authorization check routine is completed. Whether or not changes are made, the program continues by loading ranked exchangeable item data (computed on a criticality basis - Marginal Analysis or other) after allocating PPIC codes to the data. Both PPIC coded lists are then merged. Conflicts will obviously result between workloads of the same PPIC code number but in the interest of simplicity no resolution of this will be attempted. After merger, the new list is resequenced using the combination of priority and PPIC as a key. Finally, the DPEM data is accepted from the bank and ranked to correspond with the 'master' PPIC ranking list of major items and exchangeable items previously developed. The ranked data is then run against the present budgetary constraint or subtotals of it broken down against some predetermined equipment grouping (RGC code). The comparison between data and budget figure has been achieved through a subtractive process using the estimated dollar amounts recorded under each workload item.

The output of the model. On completion of the subtraction process, the computer displays products in priority order by pseudo codes, of both the list of

budgeted workloads and a further listing of those items excluded from the budget. In the operational form of the model these products would be available at each remote output link to the 'CREATE' computer system.

Practical benefits In terms of practical benefits, then, it is believed that application of the model will accomplish the following:

- a. It will enable a staff officer, after consultation with the necessary level of authority, to construct or make changes to the basic priority ranking given to the major items for maintenance funding. This priority system will be based both on the program guidance information to which budgeting staffs of the MAJCOMS have access and any local funding constraints of which also they have specialist knowledge. The main point here, as made before, is that approval of the ranked list be formally given at what senior HQ AFLC management deem to be the appropriate authority level.
- b. The user ALC staffs can, through their remote CREATE computer terminals (14), have access to the basic criteria by which the major items of their concern are being funded for maintenance work.
- c. When the raw requirements data has been ranked by the model in accordance with the preset priority level (for major items) and by the "item criticality" computations

(for exchangeable items), all users can see these items included within a funding level and those excluded from it. Anomalies can be petitioned against at this stage but the 'burden of proof' will rest with the user to explain on what basis he proposes that an operational ordering and a cost/benefit computation (Marginal analysis) should be overridden.

d. During the operational budget year, requests from users for funding reallocation, both increases and decreases, can be input to the model by HQ AFLC staff, and the resultant new mixtures of funding which each change produces can be evaluated.

e. The adoption of a centralized system, using overt criteria authoritatively and logically based, will, it is believed, further promote the acceptance of common standards in 'budgetary judgement' throughout AFLC.

It was mentioned earlier, and must be reemphasized, that there are several constraints on the system other than budgetary ones, which are not accommodated by the model. The most important of these would seem to be that of maintenance resources and their physical availability. This factor can either be introduced during the ALC consideration of 'raw' material maintenance requirements or as an 'a posteriori' consideration to further modify the computer-validated budget. The former stage of

input for the resource constraint seems, intuitively, to be the more sensible. The selective cutting back of different types of maintenance workload would seem certain to leave a funded 'mixture' which is both below the target level of monetary allocation and apportioned inappropriately among the ranking levels.

The degree of subdivision of the present budget figures has yet to be determined by consultation with the users, HQ AFLC/MM and the staff of HQ USAF/LGX. Further operational subdivisions of budget targeting can be easily made since the program has been designed to allow changes to be made both in the priority parameters of the items (both major and exchangeables) and the levels of budget to which the final lists are compared.

#### Developing Priority Criteria for the Model

As mentioned in the explanation of the scope of this research, the initial model tested contains only a fraction of the total inventory of items normally subject to DPEM. Specifically 10 major weapon systems and their users were selected, in consultation with the HQ AFLC Materiel Management branches, to produce 29 discrete weapon system/user combinations. These were then ranked by HQ AFLC/MMRER on a subjective basis. Under operational

conditions, the list will be coordinated through HQ AFLC/MMRER to whatever staff level can autonomously and unilaterally judge the basic worth of the mission essentiality ranking. The organizational level necessary to achieve this judgement has not been identified by the research but HQ AFLC/MMRER obliged as this 'unilateral authority' for the research tests.

The subjectivity of the initial ranking system, based as it is on only intuitive reasoning, may appear nebulous and therefore of little value. The method is defended only in that it provides an initial basis from which a consensus of HQ AFLC specialist staff viewpoints can be solicited and incorporated. The whole nature of the funding process at present has been observed to be both subjective and working to undefined criteria (3)(5). It is the intention of this research only to define a subjective ranking which is organizationally acceptable not universally 'provable' in terms of its objectivity. It may be that initial work with "one off" ranked priority listings will allow decision rules to be subsequently formulated, but this is only speculation. As tortuous as the process of creating an initial ranking may be, no better method has been found in this research.

Testing the Results of the Model

It will be noted that both the Research questions involve the evaluative judgement of HQ AFLC management in order to be adequately answered. In view of this it seemed both sensible and necessary to submit the results of the test model to HQ AFLC/MMRER for their critique and to use this as a yard stick, albeit a subjective one.

It was at first envisaged that a panel of judges could be set up to compare the normal funding method with the models results. This proved administratively impractical, however, and the evaluation of the model was left in the hands of HQ AFLC/MMRER, the current managers of the DPEM program.

The manual funding experiment was also left to the responsibility of HQ AFLC/MMRER rather than an ALC team originally hoped for. This modification had the advantage both of centralizing the test activity, which was convenient, as well as 'standardizing' the human elements in the test as much as possible. By this is meant that the same individuals who managed the manual process would evaluate the automated alternatives. Such checks as may be required to correct bias in DOD policy evaluation (i.e., on "mission essentiality") were left to HQ AFLC organization to resolve.

Subjectivity and the Model

The subjectivity of the test procedure for the model, described above, was felt to be unavoidable since the basic ranking of the major items was achieved using subjective criteria, themselves subject to change. On the other hand, the content of exchangeable items in the 'model-produced' workload can be adequately and rationally defended since the marginal analysis technique described earlier was itself logically developed in the basis of item need and availability. It is believed, however, that it will be on the major end-item content of the model-built budget that Air Force management will judge the models acceptability since it is on the major items that the organizational focus rests. The material management branches are delineated by major end item responsibility, as has been mentioned before, and are thus 'major item oriented'. The exchangeable items, conversely are organizationally treated as a homogenous workload of relatively lower priority than the major items (15).

By now it will be apparent that the procedure for testing the model and proving whether or not it meets the research objective largely rests on the uncertain ground of personal or collective judgement. British Army officers define 'Tactics', somewhat facetiously, as "the opinion of the most senior officer present."

The situation faced by this research in both testing and gaining acceptance for the model has something of the same flavor. To be acceptable, the model's content must satisfy HQ AFLC management to the extent that they will have enough confidence in it to trust to its charge what has up to now been a process of protracted negotiation.

#### The Behavioral Aspect of the Model

In some respects, the model is believed to be a surrogate for a negotiation process. This negotiation process has a significant behavioral value as well as being simply a collective way of refining decision rules for budget inclusions and resolving organizational conflicts. With the focus in Federal financial management being largely on responsibility accounting, it is, perhaps natural to expect that managers at all levels connected with the budget will be reluctant to entrust their managerial reputations to a computer, or perceive that this is the case. The present negotiation process, by providing a forum for interaction, coordination by interested parties, and criticisms, allows each individual a measure of confidence that his professional managerial ability (as reflected in his area of budget responsibility) will not embarrass him later in the

process, through contention with higher authority. It is believed that this is a psychological barrier which the model must break before it will be accepted by managers involved with the budget. The involvement of DPEM managers at all levels to the maximum extent in the models development, therefore, can only assist in gaining the model's acceptance.

CHAPTER III  
CONSTRUCTING THE MODEL

Data Sources

As mentioned in the section on Methodology, (and detailed at Appendix B) the planned main source of test data was the DPEM Data Bank currently loaded on the CREATE computer system at HQ AFLC. This proved entirely satisfactory for the major end items, being both easy to access and well maintained. In addition, its future use as the operational data collection system made the DPEM data bank a realistic resource to use.

The intended use of the Marginal Analysis Requirements Simulation (MARS) data for exchangeable item ranking proved to be prohibitively difficult however. The data from the DO 41 system which had been subjected to the marginal analysis treatment of the MARS model was known to be off line and stored on magnetic tape. What was found lacking, however, was a common data element with the DPEM data bank. For this reason, interfacing the two systems was impossible. Verbal assurance had been given during the project planning phase that such an element existed but attempts at implementation proved this information to be incorrect (11).

As explained earlier, the marginal analysis simulation data was originally chosen to provide the most rational means of ranking exchangeable items in terms of their mission essentiality. As appendix I shows, the ranking of exchangeable items by marginal analysis is achieved through consideration

of the items 'utility' and its supply position. Since the asset data organization precluded easy retrieval of this data for prioritizing exchangeable items was found to be the Depot Data Bank (16) which contains for each item, an 'essentiality' code.

The Depot Data Bank is a centralised file of exchangeable item data which has been established at HQ AFLC for use in the management decision process of the headquarters. The file contains data extracted from the Recoverable Item Requirements System (DO41) and includes such information as the budget code, Stock Number, Depot Repair Cycle, and Item Essentiality Code (16). In the DPEM Data Bank, each exchangeable item (with the repair group category (RGC) of J, K, or L) has within its record, a Logistic Subprogram Code (KS). This subprogram code consists of the federal stock class and Material Management Code (MMC). An example of the Logistics Subprogram would be as follows (16):

1490	-	LS
Federal Stock		MMC code
Class		

Thus the DPEM data bank and the Depot data bank have common elements in the federal stock class and material management code. Using these, it was possible to achieve a link between the two data banks, by relating individual national stock numbered items of pseudo codes and then using this relationship to extract the item essentiality code and stock level.

The Item/Mission Essentiality Code (IEC)

At this point, some explanation of the item essentiality code and its construction may be worth while. The IEC codes were originally designed to fulfill the need of the AO7/CO7 processed of the Advanced Logistics Systems (ALS) for a realistic coding to reflect mission essentiality (17). The IEC contains the Force Activity Designator (FAD) and the technical importance of the item. The FAD is designated by a numeric between 1 and 5 whilst the Technical Importance of the item is denoted by an alphabetic letter from A through E; a description of both these elements, which comprise the item essentiality code, is shown at Table 1.

It must be emphasised that the decision to use the FAD/ Technical Importance based mission essentiality code in no way casts doubt on the validity of the marginal analysis technique it was planned to use. Rather, this was a decision of expediency based on data base inadequacy at the current time. For the reasons given at Appendix L, the marginal analysis technique represents the preferred method and future data base enhancement must, it is felt, allow interface with any operational form of the DPEM funding allocation model. Despite this departure from the planned method of prioritizing exchangeable items, the mission essentiality code is, like the marginal analysis method, used in conjunction with the calculated stock level of the item to determine its ranking.

TABLE 1  
ITEM ESSENTIALITY CODES (17)

- FAD

- 1 = COMBAT
- 2 = COMBAT READINESS
- 3 = DEPLOY READINESS
- 4 = ACTIVE AND RESERVE
- 5 = OTHER

- TECHNICAL IMPORTANCE

- A = LACK - PREVENTS MISSION BEING ACCOMPLISHED OR IS SAFETY HAZARD.
- B = LACK - PRESENTS NOT FULLY EQUIPPED STATUS FOR PRIMARY MISSION ACCOMPLISHMENT.
- C = LACK - PRESENTS NOT FULLY EQUIPPED STATUS FOR SECONDARY MISSION ACCOMPLISHMENT.
- D = LACK - PRESENTS NOT FULLY EQUIPPED STATUS WITH NO EFFECT ON PRIMARY OR SECONDARY MISSION ACCOMPLISHMENT.
- E = NOT ELIGIBLE FOR ANY OF ABOVE FOUR CATEGORIES.

### The Programs of the Model

The emphasis in the operation of the model is in the manipulation of large blocks of data with only a relatively small amount of computation involved. Because of this it was decided to use the COBOL (Common Oriented Business Language) programming language as the encoding medium for the model's programs. As may be expected, the programs themselves follow closely the conceptual outline flow of the model shown at Figure 6.

Figure 6 shows the initial blocks of the programming which are designed to extract the desired major item information from the DPEM data bank. To decide on what this test information should be, a matrix of a sample of 10 weapon systems and 10 customers was constructed as shown at Table 2. Research showed that there existed 22 weapon systems/customer combinations. These were then subjectively prioritised in order of their 'mission essentiality' on a purely intuitive basis and the ranking can be seen on the cells concerned in Table 2.

As Figure 7 shows, the parameters of the specified weapon/user combinations are fed into the program PCRANK.S; these parameters include the Fiscal Year (FY), Work Break-down Structure Code (WBSC), Customer Code (CUS), and Record Identification. The program PCRANK.S extracts items meeting these criteria and stores them on a permanent file (Permfile A) prior to their further use.

The next program PCALL.S takes the contents of the

TABLE 2  
Initial Matrix of Weapon System/Customer Combinations

WS Cust	A37B	C5A	C121C	F4C	F100F	F104C	F105B	KC135A	T38A	WB57B
AFR	8									
ARG	9		22		1	4	6	7		
ASA										20
DAF	10	13			3				16	
DI									17	
FAA								2		
F4C										
FAS									18	
SYS	11	15							19	
SYT	12				21			5		

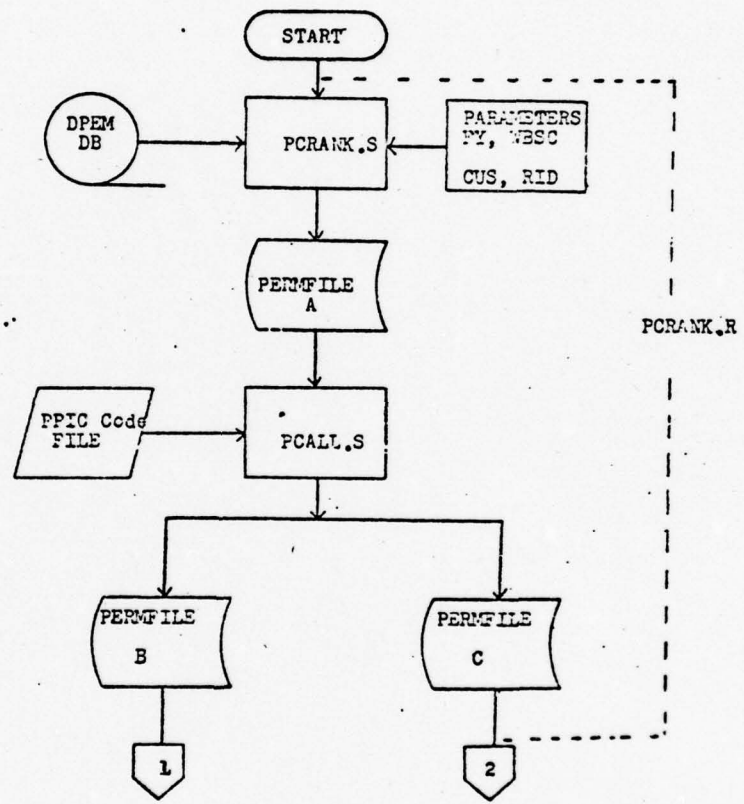


Figure 7 Part I of the Computerised Allocation Model

permfile and separates them into major items (RGCs A, B, C, D, E, F, G, H, M, N, P, R, S) and exchangeable items (RGCs J, K and L). After this separation, the Program Priority Index Codes (PPIC) are allocated to the major item records in order of their previously assigned customer/weapon system priorities. There are therefore two outputs from PCALL.S, the data on exchangeable items, and the data on major end items which have had PPIC codes assigned. These data are separately loaded onto 2 permfiles (B and C) ready for subsequent processing.

The co-ordination of the program up to this point is provided for by PCRANK.R. This job control language routine governs the execution of PCRANK.S and PCALL.S.

Both sets of data from major end items and exchangeable items are next input to the program PCCOMP.S. At this routine, the data are subjected to a comparison check to eliminate duplication of items. The need for this arose from the fact that the original weapon system data is identified separately. This means that different types of the same aircraft are held under different pseudo codes. The funding allocation program is not designed to delineate WS types (this degree of sensitivity in a funding computation is not felt desirable) and thus some paraphrasing of the data elements is functional. When PCCOMP.S routine has finished its duplication eliminating function, the data for OMEI's and Exchangeable items are separately read onto permfiles (D and E) once more. The

execution of this stage is carried out by a routine labelled PCCOMP.R. (Fig 8 refers).

The exchangeable items are next sorted by Air Logistics Centre (ALC) and Logistics Subprogram (KS) and input into the routine EXCH01.S. As a parallel action to this, the 01 record of the Depot Data Bank (mentioned earlier) is being run through the CREATE sort/merge package, and 01 record data is extracted by ALC and Federal Stock Class/Material Management Code onto a further tape. This tape is also input to the EXCH01.S routine which selects data from the DDB 01 records which applies to the exchangeable items on the Permfile E output from PCCOMP.S. At this stage, the exchangeable data, containing the additional element of essentiality code identified to each item, is loaded into Permfile F.

Permfile F is next input to the routine EXCH12.S along with data from the 12 record of the DDB similarly extracted as the 01 record mentioned earlier. The function of this stage is to add to each exchangeable item record on Permfile F, the current DUES IN information applicable to it and load the augmented data onto Permfile G. Following this, the routine EXCH29.S picks the current stock levels for each exchangeable item and adds this to the exchangeable item data by a similar process as before reloading the result onto Permfile H. As can be seen, the functions described above collectively and progressively add data from Depot Data Bank (DDB) records to the exchangeable item data segregated from the DPDM data bank earlier. Figure 9 shows this process in

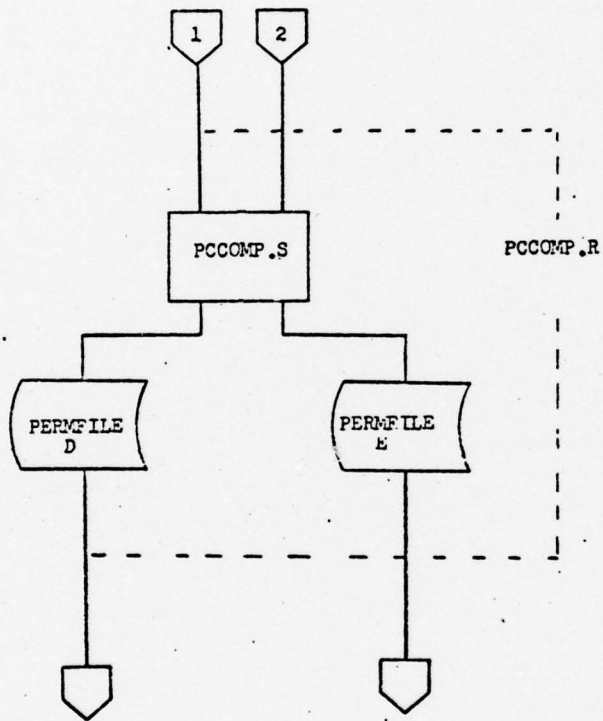


Figure 8 Part II of the Computerised Allocation Model.

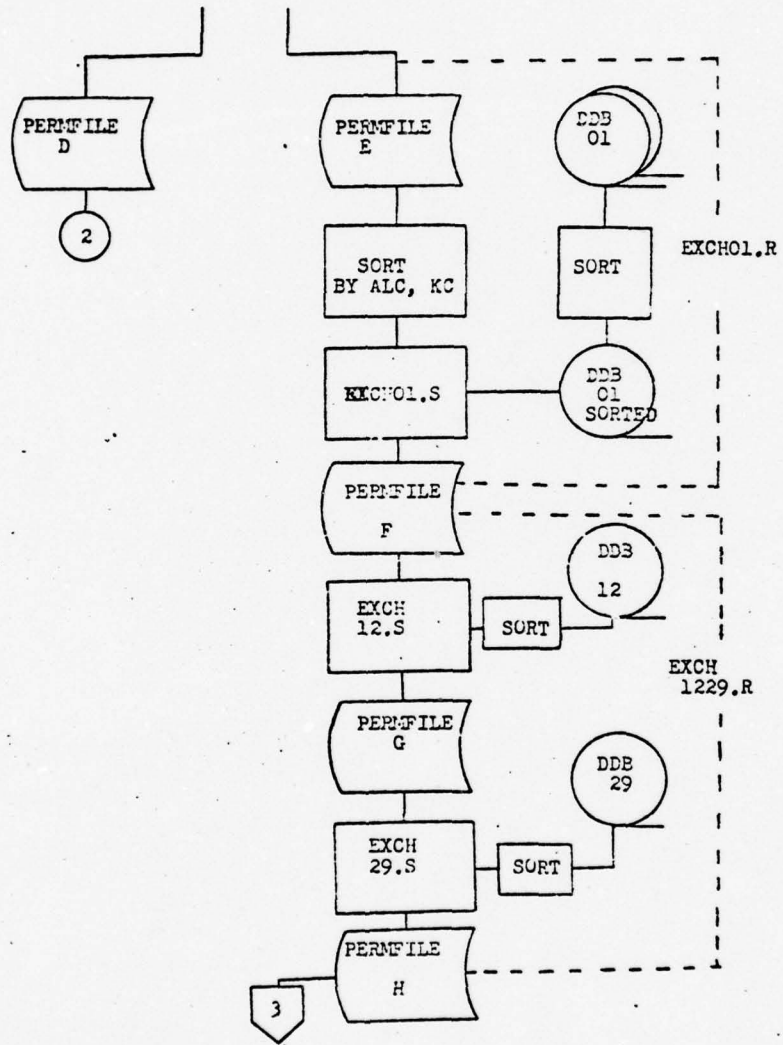


Figure 9 Part III of the Computerized Allocation Model

flow chart form and the sequence of routines is controlled by the job control language routines EXCH01.R and EX1229.R.

The data collected for each exchangeable item onto the Permfile H is next fed into the routine EXAMIN.S which has the purpose of editing item essentiality code data elements to ensure no anomalies exist. Where the item essentiality code is suspect (it does not resemble the normal codes), routine EXAMIN.S removes the code and assigns ZZ in its place. All ZZ coded items are treated as having lowest priority and are thus eventually funded last.

This procedure does, of course, carry with in the dangers of excluding exchangeable items in critical supply positions which have had 'bad' data elements assigned to them. Research has revealed that no better 'priority check' exists, however, and this procedure at least provides a fail-safe device which prevents the insertion of exchangeable items erroneously at too high a level of priority in the funding scheme. In practical terms, the output from the funding process lists any 'ZZ' essentiality coded items which had been excluded from funding. These could be manually verified to check that no operational danger was inherent in their exclusion. This check would also allow their correct essentiality codings to be inserted for future runs.

The EXAMIN.S routine loads the edited exchangeable item data onto Permfile I which is then input to a sort routine. The sort considers both the item essentiality code and the item stock position in its ranking. The stock position is

computed for each exchangeable item from data elements earlier drawn from the DDB. These data represent: the item's current stock level, the 'dues in' total, and the 'dues out' total. The simple algorithm used to compute the stock position is that:

$$SP = SL + DI - DO$$

$$(\text{Stock position}) = (\text{Stock level}) + (\text{Dues in}) - (\text{Dues out})$$

When the Permfile I has been sorted and ranked in order of the least stock position (SP)/highest item essentiality, the ranked data is input to routine EXALL.S. Routine EXALL.S allocates Program Priority Index Codes (PPIC) to each item. The highest ranked item receives the lowest PPIC, in the same way as for the major items processed earlier. The output from this PPIC allocation routine, EXALL.S, is placed on Permfile J prior to resorting the data by PPIC (it was formerly in IEC and PS order prior to loading into EXALL.S).

As a parallel function to sorting the exchangeable item data by PPIC, a similar reranking is carried out on the major end item data, the processing of which has been mentioned earlier. Both sets of data are then subjected to a merge routine which produces a composit list of exchangeable and major end items ranked in order of their PPIC. For reasons explained elsewhere, it was not thought necessary to resolve any cases of PPIC duplication caused by this process. The merged list is stored on Permfile K to await processing in the funding phase of the model. Figure 10 shows the flow chart for the portion of the model described above and it can be seen that the job control language program ALLMER.R

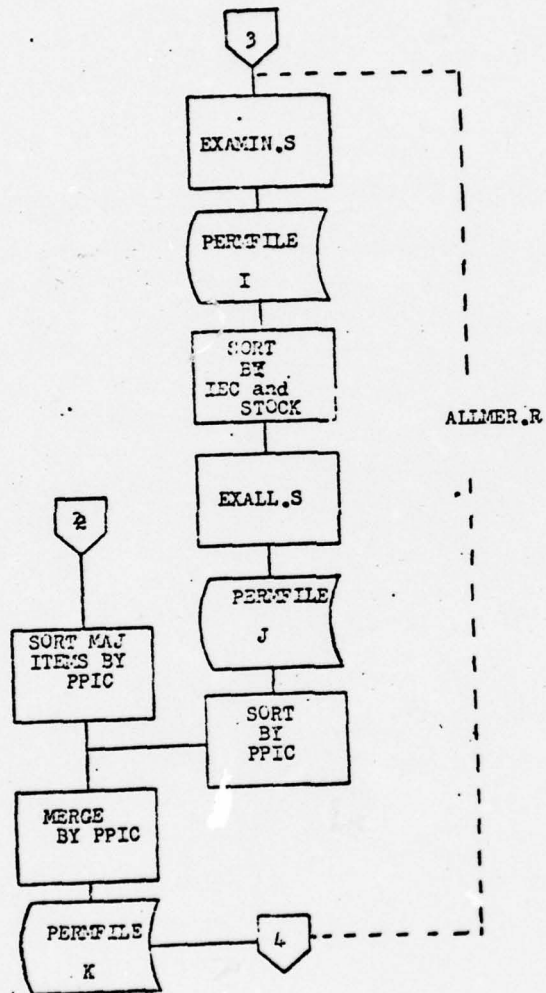


Figure 10 Part IV of the Computerized Allocation Model

is responsible for controlling this section of the model.

The integrated ranked listing of major and exchangeable items is next passed from Permfile K into a routine called FUND.S. The routine accepts the data which is in PPIC order and subtracts each workload \$ total from a pre-loaded budget figure until that budget is exhausted. The output from FUND.S is loaded onto Permfile "FUNDED" prior to a further sort into ALC order.

Finally, as Figure 11 shows, the data is input from "Permfile FUNDED" to the routine FUNREP.S which outputs two reports; a list of all items showing those validated, and a list of selected weapon systems showing the funding on each. This latter report was requested by MMRER as a summary of items known to be highlighted by higher HQ AFLC management (18). FUND.S and FUNREP.S routines are co-ordinated by the job control language program DAM.R.

Program listings for all routines and job control language programs are shown at Appendix M.

#### Restrictions in the Test Model.

The purposes of the Test Model were, jointly, to check the 'mechanical' aspects of manipulating the data within the model as well as evaluating the 'rationality' of the models results. To this end, the features of the initial model were kept simple and minimal consistent with the functioning of the system. No attempt was made to split up the budget available into subtotals, for example this was left for further development work. At this initial stage, the full potential of the PPIC code was

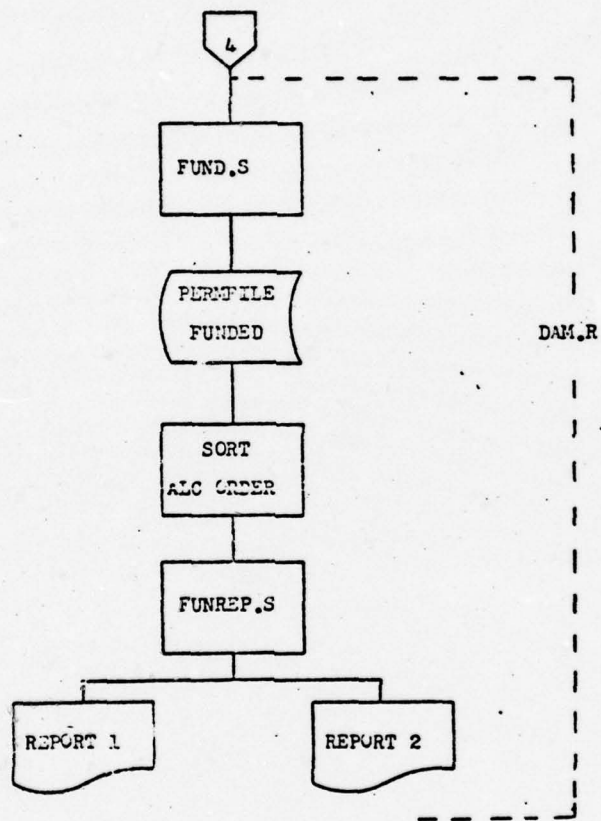


Figure.11 Part V of the Computerized Allocation Model

not implemented. It will be remembered that within each PPIC code exists a proportional 'break-out' of 3 further priority categories A, B and C. PPIC 1 has 100% of its tasks completed under priority category A whilst PPIC 300 has 100% of its tasks done at priority category C. Intermediate PPIC codes are obviously funded in an intermediate fashion. By resorting the data which is in PPIC code order (at Permfile K) it is possible to rerank workloads tasks by Priority Category order. As mentioned earlier in the paper, this has the effect of funding 'slices' of the complete weapon system inventory which has work to be done in that Category. By this means the funding budget under heavy constraint conditions is able to 'bite deeper' into the AF inventory of repair needs and ensure more parity between functions, whilst preserving the basis "mission essential" priority system integrity. This extra facility of the PPIC code was not, however, used in the initial model and remains for further development work.

Finally, to the list of restrictions can be added that of user interface. As was mentioned earlier, the operational model is to have the facility of allowing its management users to change both major item/customer priority and budget restraints. This is to allow for both changes in operational parameters as well as enabling funding simulation runs to be made.

#### The Products of the Model

As briefly mentioned earlier, the model provides two

reports: a full listing of the validation status of DPEM requirements, and a further report giving the funding levels of certain selected weapon system/customer combinations of special interest to management (18). Appendix N shows copies of both reports, the first of which is the prime interest of this research. As can be seen, each weapon system/customer combination shows what \$ allocation was required for its maintenance workloading and what amount was actually allocated from the AFLC DPEM budget (validated) in accordance with its preset major item priority, or computed exchangeable item priority. The annotated PPIC codes show to which priority level the particular budget target was funded.

Efforts were made to array the information of the report in a similar way to that now produced manually (Appendix J refers). This was done with the behavioral motive that operational personnel would react more favourably to the computerised validation system if its reports accorded with their expectations of layout. By trying to minimise the systems "newness" it was hoped to reduce possible resistance to its use.

## CHAPTER IV.

### TESTING AND EVALUATION OF THE MODEL

#### Test Plan for the Model

The original plan to test the model was by way of a comparison between the current manual funding method and the results of the model using a priority ranking of major items desired by HQ AFLC management. This notion was ill-conceived since replication of the manual method by the model would have been both surprising (it used a different algorithm) and self defeating, since the model was supposed to produce better (more rationally justifiable) results.

After checking the models 'mechanics' with a short test, it was decided to start by inputting the priority ranking list of weapon system/customer devised by HQ AFLC management (MMRER). This was not expected to replicate the manual funding effort but it was felt that a comparison might be meaningful. The test planning was evolved no further in details than this since initial findings would, it was believed, indicate further changes needed. The ultimate aim of the test plan was dictated by the research questions. This meant that the model had to be tested in modes which would enable the feasibility of modelling the funding process to be judged and the future characteristics of an operational model to be determined.

#### Initial Test Run

Mrs Margie Williams (19) of HQ AFLC/MMRER was asked

to construct a priority ranking of the 29 customer/weapon systems combinations in the model, based on her DPEM funding experience. This she did, and a copy of the ranking matrix is shown at Appendix O. Mrs Williams was also given a DPEM Data Bank listing of the test data and asked to construct a manual funding from it within a budget of \$150 million (the same amount allocated to the model).

The test results of the model are shown at Appendix P and those of the manual method are given at Appendix Q. A cursory inspection reveals that the results are significantly different. The primary reason seemed to be in the unrealistically high proportions given to the highest priority items. This meant that the lowest PPIC coded items had used up most of the fund and indeed the budget was exhausted at PPIC code O6. The ultimate use of 3 sub-categories within each PPIC code will allow three 'cuts' through all the inventory, as explained earlier. Since time allowed only the implementation of a single proportional weighting to each PPIC, the effect of the categorisation was not felt. Although the single-category PPIC can be improved upon (and was in the final run) its simplistic treatment of the funding was inadequate.

As well as the researchers myopia, the initial run did highlight the fact that MMREER used a proportional weighting system of their own in manual funding which had not been revealed during earlier research. MMREER applied

their weights to each repair group category (RGC) which make up individual weapon systems (airplanes, engines, etc.). The allocation MMRER used was as follows:

Aircraft (RGC's A and B)	64%
Engines (RGC's E and F)	65%
Other Major End Items (RGC's G and H)	40%
Area/Base Manufacturing (RGC's M, N, P, R, S)	100%
Exchangeable items (RGC's J, K, L)	50%

No regard was made in MMRER's allocation for differences in weapon systems types (MDS) or customers using them.

Another fact uncovered at the same time from AFLC/MMRER (20) was that the research model had not fully retrieved all the available data on exchangeable items and that more information existed on the D039 system (Equipment Items Computation Requirements). It was decided, for test purposes, to ignore the extra data and concentrate on better modelling the funding process.

#### Second Test Run

The second test run of the model was used as an exercise to copy the current manual funding method. This was done both to show management that the model was easily adaptable to the 'old' funding method and to provide a focus for discussion on the 'mission essentiality' philosophy which was still at the core of the research.

The run was achieved through a modification to the program FUND.S, a listing of which appears at Appendix F. Appendix S shows the results of this run which, not surpris-

ingly, copy the manual funding exercise at Appendix Q very closely.

A further conference with HQ AFLC management (21) at this stage revealed that they retained full confidence in the potential of the 'mission essentiality' approach of the model over the current funding method.

The manual funding method, whilst retaining the 'irrationalities' mentioned in Chapter I (eg. use of Exchangeable Items as a slack variable) did fund something of the budget to every inventory item. HQ AFLC management confirmed (21) that this was indeed a necessary criteria and that future developments of the model must incorporate this facility. This constraint was not revealed earlier but it is understood to have a political, rather than a 'mission essential', rationale.

#### Third Test Run

As mentioned earlier, time precluded full implementation of the sub-categorisation of PPIC codes. This means that a '3 cut' approach on funding to allow every item something of the budget was infeasible.

A single proportional weight was used for each PPIC computed to give a shallower but broader funding allocation than the initial allocation. By this means it was hoped to fund 'across the board' as management had requested, whilst using the models advantages of mission essentiality ranking and the integration of critical exchangeable items.

The proportional weighting chosen for the 29 PPIC codes was as follows:

- a. PPIC code 1 through 4 - 60% of items funded
- b. PPIC code 5 through 9 - 40% of items funded
- c. PPIC code 10 through 16 - 30% of items funded
- d. PPIC code 17 through 20 - 20% of items funded
- e. PPIC code 21 through 23 - 15% of items funded
- f. PPIC code 24 and 25 - 10% of items funded
- e. Others - 5% of items funded

The output report for the third test run is shown at Appendix T. As can be seen, allocation of funding was achieved throughout almost all priority levels to some extent.

A detailed analysis of the final run is being carried out by HQ AFLC management but, again, due to the time factor the results could not be included in the research documentation.

HQ AFLC management (MMRER) has, however, reaffirmed its overall enthusiasm for these first results of the model and has taken action within its organisation to further develop both the model and the DPEM data bank (22).

MMRER staff (21) have also identified the following deficiencies in the model after a review of the test runs. Most of the points were highlighted in Chapter 3 as "given shortfalls" due to constraints of time and data system inadequacy. However the main points made by HQ AFLC management bear repetition as a pointer to future developments in the model.

a. The PPIC coding does not allow the further re-ranking of items into proportional sub-categories. This

facility is felt necessary in order to meet the 'across the board' funding criteria effectively.

b. The budget target must be capable of sub-totalling between different weapon systems, ALCs, or other organizationally relevant divisions.

c. Exchangeable items computations will eventually be able to use the marginal analysis procedures planned to be available to the DPEM data bank and fund allocation model.

d. Interfaces should be provided to allow the manager access on the time-sharing CREATE computer system to review and change the main item priority ranking.

It almost goes without saying that any operational development model must rectify the above deficiencies (with the possible exception of sub para c) before it can prove its worth.

#### A Look at the Full Scale Problem

The research did not set out to produce an operationally scaled model, but with the aid of a listing of the DPEM data bank, an indication of the number of weapon system and customer variables was obtained.

Figure 12 shows the matrix of customers and weapon systems constructed after identification of the data bank contents. The squares on the matrix containing numbers indicate where operational usage of a certain weapon system by a certain customer exists. The number in each cell indicates the subjective ranking each has been given based

DPEM MAJOR ITEM/CUSTOMER PRIORITY GENERATION MATRIX

30 AIRCRAFT/ MISSILE SYSTEMS	30 CATEGORIES OF SYSTEM CUSTOMER
	30 X 30 MATRIX CONTAINING 110 WEAPON SYSTEM/CUSTOMER COMBINATIONS

Figure 12. Matrix of Customer/Weapon System Combinations in DPEM Data Bank

DPEM MAJOR ITEM/CUSTOMER PRIORITY GENERATION MATRIX

<p>30 AIRCRAFT/ MISSILE SYSTEMS</p>	<p>30 CATEGORIES OF SYSTEM CUSTOMER</p>
	<p>30 X 30 MATRIX CONTAINING 129 WEAPON SYSTEM/CUSTOMER COMBINATIONS</p>

Figure 12 Continued

DPEM MAJOR ITEM/CUSTOMER PRIORITY GENERATION MATRIX

<p>30 AIRCRAFT/ MISSILE SYSTEMS</p>	<p>30 CATEGORIES OF SYSTEM CUSTOMER</p>
	<p>30 X 30 MATRIX CONTAINING 147 WEAPON SYSTEM/CUSTOMER COMBINATIONS</p>

Figure 12' Continued

on the researchers perception of the mission essentiality of each combination. It will be noted that, of the full scale matrix, there exist 383 combinations which must be ranked and funded. From the matrix, the future scale of the model can clearly be seen and the complexities involved in just prioritizing the major items will be a challenging task.

## CHAPTER V

### CONCLUSIONS AND PROJECTIONS

#### The Research Findings

Whilst lack of time precluded a detailed written report from HQ AFLC management on the test runs of the model (particularly the third), verbal reactions obtained were conclusively positive (21) (22). Points of constructive criticism have already been mentioned in Chapter IV. Notwithstanding the models shortcomings however, HQ AFLC/MMRER have endorsed the 'mission essentiality' basis of the model (21). Further, HQ AFLC/MMRER have underwritten their statements by requesting HQ AFLC/ADDSC, CREATE and Studies Branch to further research and develop the model to an operational status (22). Both HQ AFLC/MMRER's encouragement and their organizational action are taken as a clear indication that the research questions have been amply answered. It is believed to have been demonstrated that a predictive funding allocation model can be developed which has been found acceptable (in its initial form) to HQ AFLC management. Further, the characteristics that the model should have are seen by both the researchers and managers to be based on 'mission essentiality' and 'exchangeable item integration'. In other words, the funding allocation process under automated conditions should be based on the concept of budgetting in order of risk to the Air Force mission regardless of role or, (within make or buy policy limits), intrinsic \$ value.

The Time Scale of Research and Development

Confidence is believed to be often a function of time, and the test of acceptability will need to be conducted over a protracted time scale if this is true. In the same way that the initial test model was tested on the basis of comparison with a parallel 'manual' funding effort, the operational model will, it is expected, need similar, recurrent comparisons prior to its acceptance by management.

It is envisioned that such a comparison will only be organizationally acceptable if the model has been proved (subjectively) as a worth alternative to the current negotiation process (5) over several future fiscal budget cycles. If the model, running in 'parallel', produces results which consistently show no potentially dangerous exclusions from funding, the question to be logically answered is "what benefits does the current procedure have over the model?" Thus it is believed that, through operation in parallel with the current system, the factor of time and its effects on people's expectations can reverse the current situation. The theoretical advantages of the model have already been argued and if a long term 'field test' allows the model to put the present situation 'on the defensive', these advantages must be matched, or overcome, by more potent reasoning. Within the scope of this research however, evaluation has been limited to the small test model's performance rated against the manual

alternative using similar data. This study has therefore addressed only potentiality in the model and not its absolute worth.

#### Future Testing of the Model

This research effort has attempted to answer the research questions posed earlier which confined themselves to the feasibility of building and operating the model. In this context 'feasibility' has been taken to mean both the practicability of constructing a computer model of the real situation as well as the problem of persuading its potential users that it is an accurate and more rational alternative to current normal procedure (2). The questions have dealt, therefore, solely with the effectiveness of the model without so far touching upon its potential efficiency.

• It is believed that any research effort directed towards the solution of a practical problem should address itself to both effectiveness and efficiency. The avoidance of dealing with the latter point in this research is due to a time constraint, rather than a lack of perceived need. Potential effectiveness has been addressed by the study; efficiency has not been covered at all.

It is believed, that in the long term, efficiency of an operational model could be a sound basis for a hypothesis test. In measures of efficiency, the ratio of inputs to outputs is sought. In organizational terms the most meaningful factor to use is usually cost since this is

traditionally the one offering the biggest constraint in the system. In this research the hypothesis test could take the following form:

Ho: The current validation method is equal or less costly to operate than the model.

H<sub>1</sub>: The current validation method is more costly to operate than the model.

It should be noted that these null and alternate hypotheses both assume that the current method is in the defensive position, as mentioned earlier.

Measurement of cost in the current situation would be intrinsically based upon the manhours spent at the ALCs by persons constructing and coordinating the DPEM budget, the staff manhours spent reviewing the budget at HQ AFLC, and the dedicated staff 'field' effort expended on the bi-annual reviews. Additional costs would be those involved in charges made to budget allocations during the operational year. Costings for the model would, hopefully, involve less 'construction and review' time at both the ALCs and little, if any, on 'field' reviews. Costing for both the manual and model prepared budget estimates could be tracked over the time periods in which the two methods (manual and model) were in parallel operation. The data arising from this situation would thus allow a hypothesis test of means.

Again in the longer term, a hypothesis test of effectiveness is also possible. This could take the form of a test of variances between the initially formed budget and the iterative changes that have to be made to the budget during the operational year, for each method. Thus:

$H_0: \sigma^2_{\text{manual method}} \leq \text{model}$

$H_1: \sigma^2_{\text{manual method}} \geq \text{model}$

The main difficulty in this test would be in isolating the variances in terms of their causation. The requirements for funding during the year change for many reasons other than inaccuracy in the initial budget construction. Changing levels of operational activity, resource availability, as well as effectiveness within the maintenance environment, all impact upon the funding situation and create needs for budget allocation changes. If these factors can be isolated, a hypothesis test for budget effectiveness could be meaningful but this research has not had time to investigate these problems.

In summary, this research has attempted to answer only the research questions and only a longer term study has the potential to test a hypothesis of the models efficiency or its effectiveness.

#### Future Developments of the Model

One of the model's greatest potentialities for the future is believed to be in its interfacing with other related models. Some thought has already been given to the computerization of the mathematical computation of major item maintenance requirements by the specialist branches at HQ AFLC (8). The output from such a model could obviously provide a useful input to this research model, at least as a pre-checking routine for the raw ALC-generated

requirements.

Of, perhaps, greater future impact to this research model would be an interface with a maintenance workload allocation model. It has already been mentioned that maintenance resources is a variable which must be addressed outside the model. The computerization of maintenance workloading and direct input of its results would be of obvious advantage in that a manual constraint would be considered within the model in an automated form. A great deal of work has already been carried out into maintenance workload modelling (23) but the problems involved are so multivariate that an imminent resolution of them in the form of an early workable model (within the next two years) seems optimistic.

#### Assumptions

1. That the organizational aim of HQ AFLC exists to maximize the control of the DPEM funding process to guarantee the achievement of performance levels imposed by HQ AFLC.
2. The DPEM data bank currently under construction will pass operational tests and be adopted by Air Force Logistics Command as a centralized information system for DPEM.
3. That at some level of management within HQ AFLC, a ranking order of major items can be approved for maintenance funding purposes as reflecting operational mission essentiality.

4. That the psychological effect of the currently used negotiation process in DPEM is not so strong as to ultimately preclude confidence by managers in an automated alternative procedure.

#### Limitations

The model attempts only to address the constraint of funding level by applying ranking techniques to the workload. The following further system constraints must be dealt with outside the model:

- a. Time
- b. Quantity of items needed in the supply system
- c. Rates of effort
- d. Manpower availability
- e. Technical Resource availability
- f. Material Resource availability.

The ranking of major items for funding purposes can only be achieved by the subjective judgement of management. The model addresses this problem by building in the flexibility to allow for a 'judgemental' ranking to be constructed.

APPENDICES

APPENDIX A  
DPEM REPAIR GROUP CATEGORIES

## DPEM REPAIR GROUP CATEGORIES

<u>CODE</u>	<u>DESCRIPTION</u>
A	AIRCRAFT - NEGOTIATED
B	AIRCRAFT - NON-NEGOTIATED
C	MISSILE - NEGOTIATED
D	MISSILE - NON-NEGOTIATED
E	ENGINES - NEGOTIATED
F	ENGINES - NON-NEGOTIATED
G	OTHER MAJOR END ITEMS - NEGOTIATED
H	OTHER MAJOR END ITEMS - NON-NEGOTIATED
J	EXCHANGEABLES - MANAGEMENT ITEM SUBJECT TO REPAIR (MISTR)
K	EXCHANGEABLES - NEGOTIATED PROJECT DIRECTIVE (NON-MISTR)
L	EXCHANGEABLES - NON NEGOTIATED
M	AREA SUPPORT
N	BASE SUPPORT
P	MANUFACTURE - AIR FORCE STOCK FUND (AFSF)
R	MANUFACTURE - NON AFSF
OTHERS	MISCELLANEOUS

AD-A035 440

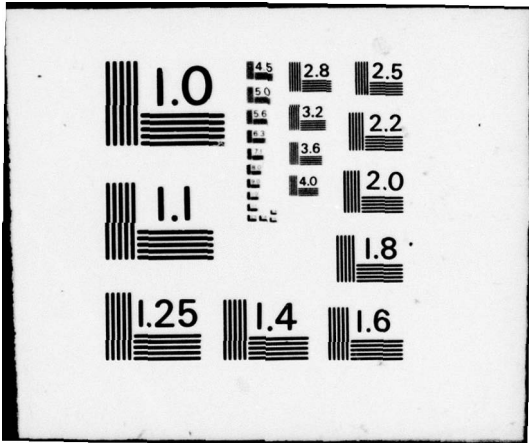
AIR FORCE INST OF TECH WRIGHT-PATTERSON AFB OHIO SCHO--ETC F/G 5/1  
A PROGRAM ALLOCATION MODEL FOR DEPOT PURCHASED EQUIPMENT MAINTE--ETC(U)  
AUG 75 G C MILBORROW  
SLSR-52-75B

UNCLASSIFIED

NL

2 of 3  
ADA035440





APPENDIX B  
DPEM DATA BANK (18)

## THE DPEM DATA BANK (18)

### Background

The Depot Purchased Equipment Maintenance Data Bank (DPEMDB) is a master file of planning and programming data stored on permanent disk and magnetic tapes on the CREATE computing system located at Headquarters, Air Force Logistics Command, Wright-Patterson Air Force Base. The basic purpose of the DPEMDB is to determine requirements and manage programs associated with depot level maintenance work to be purchased from the Depot Maintenance Service, Air Force Industrial Fund (DMS, AFIF). Guidance concerning policies used, approval authority, and implementation of the basic program is provided in AFLCR 66-40 (2).

The DPEMDB contains information currently collected and maintained manually on AFLC Form 982, Depot Purchased Equipment Maintenance Organic/Contract Requirements and Program Status (RCS: LOG-MMR(Q)71105). This manual has been designed to provide information on the DPEMDB and instructions on how to utilize the DPEMDB routines to file maintain, access, and/or summarize the data contained in the DPEMDB.

### Relationships with other data systems

a. G072C, Depot Maintenance Program and Long Range Planning System. This system is used to provide

the Depot Purchased Equipment Maintenance data bank with the initial stratification of workload requirements data on which management decisions are subsequently to be based. Additionally, this system provides detailed repair rates at the pseudo code level.

b. Depot Maintenance Support Programming System, DODI 4151.15/AFR 66-50. This instruction and regulation establishes concepts, criteria, and policy governing the establishment and use of a mechanized depot maintenance mission or responsibility. This system is oriented and aligned with weapon and end item equipments as systems rather than being related to commodity groupings of items or purely a functional level of consideration.

#### Structure of the DPEM Data Bank

Currently the DPEMDB can contain Form 982 information in 5 record types.

An Ø1 record or header record contains program classification data i.e., pseudo code, fiscal year, repair group category, logistic subprogram code, model design

series, workload breakdown structure, fund source, AFLC and OASD customer code, total DMIF rate, organic/contract code, method of accomplishment, facility code, ALC code, and DRAW code.

1. Pseudo code: The logistics Pseudo Code is a four-character alphabetic code used to identify a particular line entry within the automated Logistics Program Management System (KOLLA) and this program. The first position of the pseudo code identifies the field activity originating the line entry, the remaining three positions may be used in any combination within an assigned range. Logistics Pseudo Code ranges assigned are as follows:

Oklahoma Air Logistic Center	DAAA - DZZZ
Ogden Air Logistic Center	EAAA - EZZZ
San Antonio Air Logistic Center	FAAA - FZZZ
Sacramento Air Logistic Center	HAAA - HZZZ
Warner Robins Air Logistic Center	JAAA - JZZZ
Aerospace Guidance and Meteorology Center	RAAA - RZZZ

2. Fiscal year: The fiscal year is a two-character numeric code used to identify the specific year of the requirement. It is used to identify prior year, current year, and out-year requirements.

3. Repair group category: An RGC is a one digit alpha or numeric character that identifies the system(s) FSC or program for which a maintenance workload may exist and against which an expenditure of manhours may be charged. \*RGCs that may be used in the program are:

- A = Aircraft - Programmed
- B = Aircraft - Non-Programmed
- C = Missile - Programmed
- D = Missile - Non-Programmed
- E = Engines - Programmed
- F = Engines - Non-Programmed
- G = Other Major End Items (OMEI) - Programmed
- H = OMEI - Non-Programmed
- J = MISTR (Organic/Contract)
- K = Negotiated Project Directive (Non-MISTR)
- L = Exchangeable - Non-Programmed
- M = Area Support - Organic only
- N = Base Support - Organic only
- P = Manufacture - Air Force Stock Fund - AFSF
- R = Manufacture - Non-AFSF
- S = Special - Organic only
- W = D/M Overhead - Organic only
  
- l = Aircraft Storage

- 3 = Detachment #41, Vandenburg
- 5 = PME Calibration
- 7 = AFLC Contract Base Maintenance
- 8 = Contract Service Engineering
- 9 = Preparation of Reproducible Copy of Data

4. Logistics Sub-Program: The Logistics Sub-Program Code is a further breakdown of the Logistics Program Code and is made up from one to ten alpha-numeric characters. The code uniformly identifies the weapon system, commodity categories, or programs for which depot maintenance and other logistics support requirements may generate. Examples of this code are:

<u>System Sub-Program Categories</u>	<u>Pgm Code</u>	<u>Sub-Program Code</u>
Aircraft	F-4	F-4C
Missile	LGM-25	LGM-25
Comm & Elect	XW	XW-44OL-CZ
Engine	PF	J-65-3
FSC Aircraft	F-4	1377BF

5. System Standard MDS: Model Design Series is a combination of significant letters and numbers assigned to identify a specific end article or group of end articles for item application and program publication purposes. (See AFLCR 57-1)

6. Workload Breakdown Structure: The WBS is broken down into three parts. These are major category

code, weapon system code, and WBS code.

a. Major Category Code: The major category code identifies the seven major categories of weapons or equipment end items to which a workload may be assigned. The Major Categories are as follows:

<u>Aircraft</u>	<u>Electr &amp; Comm</u> - Electronics & Communications Systems
<u>Missiles</u>	<u>Gen Purp Equip</u> - General Purpose Equipment
<u>Ships</u>	<u>Ord Weapons &amp; Mun</u> - Ordnance Weapons & Munitions
<u>Vehicles</u>	

\*MAJ CAT is the same as the FIRST position of the "Workload Breakdown Structure" field contained in the CREATE Expanded G072C Master.

<u>CATEGORY</u>	<u>CODE</u>
Aircraft	<u>1XXXX</u>
Missile	<u>2XXXX</u>
Ships	<u>3XXXX</u>
Vehicles	<u>4XXXX</u>
Electr & Comm	<u>5XXXX</u>
Gen Purp Equip	<u>6XXXX</u>
Ord Weapons & Mun	<u>7XXXX</u>

NOTE: MAJ CAT for missiles refers to ground launch missiles only.

b. Weapon System Code: A weapon or equipment end item is defined as an instrument of combat or

combat support employed in the accomplishment of a military mission. It consists of a final combination of assemblies, subassemblies, parts, and materiel which together perform a complete operational function and is ready for its intended use, i.e., vehicle, missile aircraft, ship, tank, communications system. Specific codes used are as follows:

Aircraft

BCA = C131A	BFE = RFO04C	BXZ = CO07Z	DCX = C117X
BCB = C131B	BFF = F004D	BYA = CO08	DDF = OH023F
BCD = C131D	BFG = F004E	BZA = HH053B	DEA = CO54D
BCE = C131E	BFH = F004G	BZB = CH053C	DEB = HC054D
BCG = C131X	BFJ = F004J	BZC = HH053C	DEC = TC054D
BCH = VC131H	BHA = F102A	CFA = A001E	DEX = CO54X
BCJ = T029A	BHB = TF102A	CGA = 0002A	DEZ = CO54Z
BCK = VT029A	BJA = F111A	CQA = CO09A	DFC = CH034C
BCL = VT029B	BJC = F111C	DAE = OH013E	DFD = UH034D
BCM = VT029B	BJD = F111D	DAG = OH013G	DFJ = UH034J
BCN = F004A	BJE = F111E	DAH = OH013H	DHA = C118A
BCP = VT029C	BJF = F-11F	DCA = CO47	DHB = VC118A
BCR = T029D	BJG = RF111A	DCB = ECO47Q	DHX = C118X
BCS = VT029D	BKA = F106A	DCC = ECO47	DJC = C124C
BDB = U010B	BKB = F106B	DCD = HC047	DKA = TBO26
BDD = U010D	BPA = UD17A	DCE = RC047	DKB = VBO26B
BFA = F004A	BPB = JO17B	DCF = TC047	DKK = BO26K

BFB = F004B	BPC = U017C	DCG = VC047	DLA = EB066B
BFC = RF004B	BRA = FB111	DCH = C047X	DLB = RB066B
BFD = F004C	BXA = C007A	DCM = C117	DLC = EB066C
DLD = EB066D	FLA = C135A	GUC = F101C	LFR = EC121R
DLB = FB066E	FLB = EC135A	GUD = RF101C	LFX = C121X
DMA = C133A	FLC = RC135A	GUG = RF101G	LGA = C130A
DMB = C113B	FLD = RC135A	HGA = T034	LGB = DC130A
DUA = S-02D	FLE = C135B	HHA = CH047	LGC = WC130A
DVA = C010	FLF = WC135B	JCB = HH043B	LGD = AC130A
DZB = QU022B	FLG = EC135C	JCF = HH043F	LGE = RC130A
ECJ = F089J	FLH = RC135C	JHA = C141	LGH = C130B
EVA = 0V10A	FLJ = RC135M	KCA = RB057A	LGJ = WC130B
FEA = B047B	FXA = F015	KCB = B057B	LGL = C130D
FEB = TB047B	GAB = UH001B	KCC = B057C	LGN = C130E
FED = B047E	GAD = UH001D	KCD = EB057D	LGP = DC130E
FEE = RB047E	GAE = TH001F	KCE = B057E	LGR = WC130E
FEG = WB047E	GAF = UH001F	KCF = B057G	LGS = HC130H
FEH = RB047H	GAH = UH001H	KCH = RB057F	LGT = HC130N
FFD = WB050D	GAN = UH001N	LCA = T033A	LGX = C130X
FGA = B052A	GBA = HU016A	LCB = DT033A	LGY = C130Y
FGB = B052B	GBB = HU016B	LCC = RT033A	LHA = C005A
FGC = B052C	GCA = C142	LCX = T033X	LJA = VC006A
FGD = B052D	GEA = U006	LGY = QT033X	LKA = QF104

FGE = B052E	GJA = CH021A	LFA = C121A	LKB = F104A
FGF = B052F	GJB = CH021B	LFB = C121C	LKC = F104B
FGG = B052G	GJC = HH021B	LFC = RC121C	LKD = F104C
FGH = B052H	GMA = U007	LFD = EC121D	LKE = F104D
FHC = C097L	GNA = U004A	LFF = EC121T	LKF = F104G
FHD = C097D	GPA = A037	LFG = C121G	LKG = RF104G
FHG = KC097G	GUA = F101B	LFH = EC121H	LKH = TF104G
FHL = KC097L	GUB = RF101B	LFK = EC121K	MAD = A007D
MEG = T006G	RDA = C119C	TXA = T043	13A = AX
MFA = T028A	RDB = C119g	WDA = HH019A	14A = U001A
MFB = T028B	RDD = C119J	WDB = HH019B	15A = B045
MFD = T028D	RDE = AC119G	WDD = UH019D	16A = F008X
MJA = F086D	RDF = AC119K	XCA = VC137A	17A = T002X
MJB = F086F	RDX = C119K	XDA = C140	18A = P002X
MJC = RF086F	REB = C123B	XEA = T038A	19A = E003A
MJD = F086F	REJ = C123J	XFA = T039	20A = AU23A
MLA = F100A	REK = C123K	XFX = T039X	21A = AU24A
MLC = F100C	REY = C123Y	XHA = C046	22A = C00XX
MLD = F100D	SCE = 0001E	XJA = F005A	23A = EC747
MLF = F100F	SCF = 0001F	XJB = RF005A	24A = B1
MSA = F051	SEB = T037B	XJC = F005B	25A = C-11
NDA = F084F	SFA = U003A	XJE = F005E	26A = MH-15
NDB = RF084F	THB = CH003B	XXA = B058A	27A = F37A/T45
NEB = F105B	THC = CH003C	11A = T041A	28A = A7

NED = F105D	THE = CH003E	11D = T041D	888 = Other
NEF = F105F	THY = HH003Y	12B = A004B	999 = Common
NEG = F105G			

Missiles

ACD = CGM016D	AHG = LGM030G	JBA = AGM65A	22A = PGM043
ACE = CGM016E	ADA = 437/BURN	SBA = MQM013A	23A = BQM034A
ACF = HGM016F	BMA = WS96	SBB = CGM013B	23F = BQM034F
AEC = LGM025C	CEA = HGM025A	VEA = DSP	888 = Other
AHB = LGM030B	FBA = CQM010A	21A = PGM017A	999 = Common
AHF = LGM030F	FBB = CIM010B		

Ship Systems

"333"

Vehicle Systems

"444"

Electronics & Communications Systems

CZA = 440L	ZJA = 474L	2BA = 427M	3KA = 490L
CPA = MCGS	ZKA = 404L	3AA = 439L	3LA = 493L
ELA = 441D	ZMA = 494L	3BA = 469L	3LB = ZS
XLA = 414L	ZNA = 492L	3CA = 484L	3LC = JA
XMA = 416P	ZRA = 407L	3DA = 484N	3LD = ZX
XNA = 418L	1AA = 416L	3EA = 486L	3LE = ZE
ZAA = 496L	1BA = 416M	3FA = 487L	3LF = ZU
ZBA = 412L	1CA = 416Q	3GA = 487M	3LG = ZV
ZEA = 433L	1DA = 474N	3HA = 488L	4AN = GPS-T2
ZFA = 465L	2AA = 425L	3JA = 489L	5AN = GPQ-76
ZGA = 466L			

General Support Systems

"666"

Ordnance Weapons and Munitions

"777"

c. Workload Breakdown Structure Code: The workload breakdown structure code is used to provide further breakdown of the seven major categories of weapons or equipment end items for which requirements may generate:

I Aircraft

A = Airframe  
 B = Engine  
 C = A/C Acc/Comp  
 D = A/C Electr/Comm  
 E = A/C Armament  
 F = A/C Supp Equip  
 G = A/C Other

II Missiles

A = Missile Frame  
 B = Msl Prop Sys/Comp  
 C = Msl Acc/Comp  
 D = Msl Supp & Launch  
 E = Msl Guid Sys/Comp  
 F = Msl Grd Comm/Cent  
 G = Msl Other

III Ships

Constant 3333X ships

IV Vehicles

Constant 4444X vehicles

V Electronic & Communications Systems

A = Sta Sys/Comp  
 B = Mobile Sys/Comp  
 C = Port Sys/Comp

VI General Purpose Equip

Constant 6666X General Purpose Equipment

VII Ordnance Weapons and Munitions

Constant 7777X

NOTE: Adjustments to present methods with respect to Major Category, MDS identification, and Structure Codes may be required based upon current/anticipated A35 Design.

7. Fund Source: The fund source is a one digit alphanumeric code which identifies an AFLC customer. The first digit of the program control number is also the fund source.

8. AFLC Customer Codes: A three digit alphanumeric code used in this program to designate those agencies that generate or are projected to generate a depot maintenance workload and whose funds will be used for direct cite or reimbursement to the Depot Maintenance Activity, Air Force Industrial Fund (DMA, AFIF) for their relationship to the AFLC customer codes are currently being developed.

9. OASD Customer Codes: AFR 66-50 (DODI 4151.15) the Depot Maintenance Support Programming System requires alignment of workload requirements/costs to office of the Secretary of Defense Codes. (See attachment 2 of AFLCR 66-40, pp 15-16, for the relationship between AFLC and OASD customer codes) (2).

10. Total DMIF Rate: The total DMIF rate is the sum of the direct labor, direct materiel, indirect materiel,

indirect/overhead labor, other indirect/overhead, and general and administrative rates and represents the total cost for one direct product actual hour.

11. Organic/Contract Code: This code is a single digit either O or C. O is for organic and C is for contract.

12. Method of Accomplishment: MOA is used in this program identifies the means by which varying quantities of program units supporting a given logistics program are to be accomplished. Code structure is a one-digit numeric. MOA codes that may be used in this program are:

1. A summary of total program units where more than one MOA is shown.
2. The program units to be accomplished by the reporting organizations, on or off base, other than by TDY.
3. The program units to be accomplished by the reporting organization on TDY.
4. The program units to be accomplished by a contractor at his facility.
5. The program units to be accomplished by contract technical services.
6. The program units to be accomplished by an AFLC activity other than the reporting organization.

7. The program units to be accomplished by an Air Force Command other than the Air Force Logistics Command.

8. The program units to be accomplished by governmental agencies or departments other than the Air Force.

9. The program units to be accomplished by an AFLC depot team assigned to other than the reporting organization.

10. The program units to be accomplished by contractor personnel away from the contractor's facility.

13. Facility Code: The Facility Code is used to identify where a workload is being or planned to be accomplished. Specific abbreviations are as follows:

OC = Oklahoma City ALC	PA = Contract Pacific Area
OO = Ogden ALC	AL = Contract Atlantic Area
SA = San Antonio ALC	CN = Contract Other Areas
SM = Sacramento ALC	DA = Department of Army
WR = Warner Robins ALC	DN = Department of Navy
AG = AGMC	

14. ALC Identification Code: The management ALC code identifies the Air Logistic Center that has been designated as the program manager for a given system, commodity, or support responsibility. Specific management ALC abbreviations are as follows:

OC = Oklahoma City ALC

OO = Ogden ALC

SA = San Antonio ALC

SM = Sacramento ALC

WR = Warner Robins ALC

15. Draw Code: The Draw code is a one (1) digit alphabetical character used to identify the type fund cite (reimbursable or direct cite) applicable to various customer codes and Repair Group Categories (RGCs). The Draw codes used are:

D. Direct Cite from customer.

R. Reimbursable to DAF-7.

A. Direct Cite from DAF-7 (Direct Air Force).

W. Direct Cite from DSAA DAF-10  
(Military Assistance Program).

The 02 through 05 records or Quantity, Hour, and Dollar (QHD) records contain the following data: pseudo code, fiscal year, RGC, subprogram, MDS, WBS, quantity, direct product actual hours (DPAH), and dollars.

The record identifier (RID) is a 6 digit numeric code which identifies header, QHD, memo header, and memo records. A RID has three data elements: Memo-id, record-type, and sequence number.

1. Memo-id: A record with a memo-id of 00 is a "regular" DPEMDB record, while records with non-zero

memo-ids are known as "memo" DPEMDB records. Memo records will only occur when several weapon systems require the same pseudo code. For example, pseudo code HAAA may be needed on a F105D, FB111A, F111A, F1000, and F111E. Ø10100 would be an example of the first memo header record. 030200 would be an example of the third memo Ø2 or ALC requirement record. 000300 would be an example of a regular ALC validated requirement record.

2. Record-type: Record-type has been previously discussed.

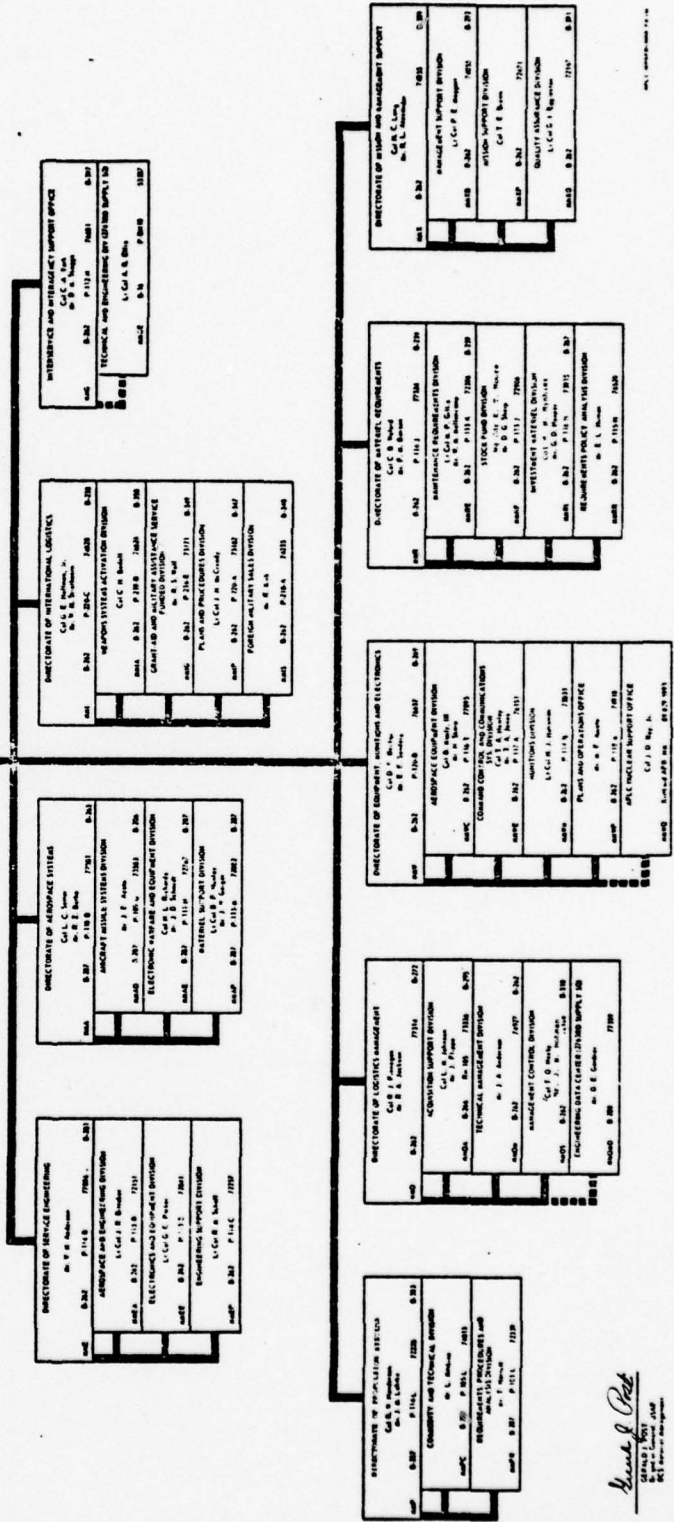
3. Sequence-number: The sequence-number field is not being used at this time so it will always appear as ØØ.

APPENDIX C -  
DCS/MATERIEL MANAGEMENT ORGANIZATION DIRECTORY

# DCS/MATERIEL MANAGEMENT ORGANIZATIONAL DIRECTORY

**DCS/MATERIEL MANAGEMENT**  
**HEADQUARTERS AIR FORCE LOGISTICS COMMAND**  
 14000 1974

<b>DCS/MATERIEL MANAGEMENT</b>	
MAN	Brig Gen G. J. Felt Rm 113 7302N 8-210
<b>ASSISTANT DCS/MATERIEL MANAGEMENT</b>	
MAN	Col D. R. Kling Rm 109 7302Z 8-211
<b>ASSISTANT DCS/MATERIEL MANAGEMENT</b>	
MAN	Mr. P. C. Henderson Rm 111 7302 8-210
<b>EXECUTIVE</b>	
MAN	Lt Col K. D. Oliver Sgt C. K. Kestley (act) Rm 113 7313 8-211
<b>ASSISTANT FOR AFG</b>	
MAN	Col Z. L. Moore 7179Z 8-210



*Handwritten Signature*  
 Col J. D. Ray, Jr.  
 Director of Materiel Management

APPENDIX D  
DPEM REQUIREMENTS PROJECTIONS

## DPEM REQUIREMENTS PROJECTIONS

METHODS OF COMPUTATION

- . AIRCRAFT - T.O. 00-25-4 PROGRAMMED DEPOT MAINTENANCE (PDM) CYCLES APPLIED TO FORCE STRUCTURE PLUS SM NEGOTIATIONS
- . MISSILES - PAST EXPERIENCE APPLIED TO INVENTORY
- . ENGINES - AFM 400-1 ACTUARIAL TECHNIQUE
- . OTHER MAJOR ITEMS - PAST EXPERIENCE APPLIED TO PROGRAMMING DATA AND NEGOTIATION WITH USERS SPECIAL PURPOSE VEHICLE REQUIREMENTS DETERMINED FROM T.O. 36A-1-112 AND T.O. 36A-1-70, OTHERS DETERMINED FROM EQUIPMENT ITEM REQUIREMENTS SYSTEM.
- . EXCHANGEABLES - RECOVERABLE CONSUMPTION ITEM REQUIREMENTS SYSTEM
- . AREA/BASE SUPPORT - PAST D/M EXPERIENCE RELATED TO AVAILABLE PROGRAMMING DATA (FORCE STRUCTURE AND BASES)

APPENDIX E  
DPEM AFLC FORM 1110

DEPOT PURCHASED EQUIPMENT MAINTENANCE PROGRAM		REPORTING ALC	FISCAL YEAR	DATE	PAGE OF PAGES	
		SHAIC	75	3 DEC 1974		
ORGANIC			DIRECTIVE NUMBER #50			
PROGRAM CONTROL NUMBER A	ITEM DESCRIPTION B	SAA C	QTY D	DPAN E	\$000 F	
	T56-A1		383	136273	2806	
AEFMUM	DAF		247	87823	1211	
BFF	AWB		12	4270	22	
GFF	USCR		27	9607	192	
PEF	AFSC (D)		2	712	15	
TEF	MAP(FMS) PK-MBB		4	1423	29	
TEF	MAP(FMS) IS-LBP		24	8539	176	
TEF	MAP(FMS) PK-MBD		16	5693	117	
TEF	MAP(FMS) ID-MIAA		10	3552	73	
ZEF	AFR		25	2295	183	
4EF	MAP(G/A) JO-Y3PAD1		1	352	7	
4EF	MAP(G/A) ID-Y4AK01		10	3552	73	
4EF	MAP(G/A) TK-Y4P244		4	1423	29	
9EF	NASA		1	352	7	
	T56-A1 TO A15					
CEFMGR	AFSC (C)		37	12322	224	

APPENDIX F  
REPORTING SYSTEM - G079

DPEM DEPOT PURCHASED EQUIPMENT MAINTENANCE  
REPORTING SYSTEMS

- . SYSTEMS AND EQUIPMENT MOD/MAINT PROGRAM (GO79)
  - . A MECHANIZED SYSTEM - AIRCRAFT/MISSILES ONLY
  - . MONTHLY FOR CURRENT PLUS THREE OUT YEARS
  - . DATA REPORTED
    - . REQUIREMENT (ANNUAL)
    - . FUNDING (ANNUAL)
    - . INITIATED/COMMITTED/OBLIGATED
    - . SCHEDULE - IN/OUT (QTR)
      - . . . . . DETAIL
        - . . . . . PROGRAM CONTROL NUMBER
        - . . . . . SUBPROGRAM (F111A) (MOD F 1559)
        - . . . . . DESCRIPTION (PDM)
        - . . . . . METHOD OF ACCOMPLISHMENT
        - . . . . . QTY, DPAH, DOLLARS
      - . . . . . SUMMARY
        - . . . . . MANAGER
        - . . . . . COMMAND
        - . . . . . MODIFICATION INSTALLATION SUMMARY
        - . . . . . MODIFICATION SCHEDULE AND COST SUMMARY

APPENDIX G  
REPORTING SYSTEM - G072C

DPEM DEPOT PURCHASED EQUIPMENT MAINTENANCE  
REPORTING SYSTEMS

- . DEPOT MAINTENANCE PROGRAM AND LONG RANGE PLANNING (GO72C)
  - . A MECHANIZED SYSTEM - ALL REPAIR GROUP CATEGORIES
  - . QUARTERLY FOR CURRENT PLUS FIVE OUT YEARS
  - . DATA REPORTED
    - . REQUIREMENT (ANNUAL)
    - . FUNDING (ANNUAL)
    - . OBLIGATION/WAR MOBILIZATION (ACCUMULATIVE/ANNUAL)
    - . WORK BREAKDOWN STRUCTURE
      - . DETAIL
        - . PROGRAM CONTROL NUMBER
        - . SUBPROGRAM (F111A)
        - . DESCRIPTION (PDM)
        - . METHOD OF ACCOMPLISHMENT
        - . QTY, DPAH, DOLLARS
      - . SUMMARY (RGC)
        - . MANAGER
        - . SRA

APPENDIX H  
GO72C REQUIREMENTS OUTPUT

G072C

DEPOT MAINTENANCE SRA REPORT (Headings)

AS OF 30 JUN 74

FACILITY: DA

W R A M A

PAGE NO: 3

RGC	FY	REQUIREMENTS	FUND E D	P D M /	A U T H	OBLIGATION
		D P A H	DOLLARS	D P A H	DOLLARS	DOLLARS

APPENDIX I  
SYSTEMS/EQUIPMENT MODIFICATION/MAINTENANCE PROGRAM

USAF - SMALC  
 REPORT DESG F8-111

PART E-5 MODIFICATION SCHEDULE BY COMMAND

MCD NO 13315A STALL INHIBITOR SYS

MOD SCHEDULE COMD PCN	QTR	-----1975-----				-----1976-----					
		1ST	2ND	3RD	4TH	TOTAL	1ST	2ND	3RD	4TH	TOTAL
SAC AAHT5B3	IN			2	6	8			2	6	8
	OUT			2	6	8			2	6	8
TOTAL	IN			2	6	8			2	6	8
	OUT			2	6	8			2	6	8

PRGM COMPL INWORK

37

AGENCY

DEPOT

IN

OUT

2 6 8 6 6  
 2 6 8 6 6

EQUIPMENT MODIFICATION/MAINTENANCE PROGRAM - PART E5  
 MODIFICATION PROGRAM - AS OF 74 DEC 12

G079  
 PAGE: 67

-----1976-----				-----1977-----				-----1978-----		
1ST	2ND	3RD	4TH	TOTAL	1ST	2ND	3RD	4TH	TOTAL	TOTAL
		2	6	8	6	6	6	6	24	5
		2	6	8	6	6	6	6	24	5
		2	6	8	6	6	6	6	24	5
		2	6	8	6	6	6	6	24	5
		2	6	8	6	6	6	6	24	5
		2	6	8	6	6	6	6	24	5
		2	6	8	6	6	6	6	24	5

-APPENDIX J  
DPEM FORM 1515

	REQUIREMENT										PROGRAM		
	.RGC	.PSEUDO CODE	.SUB- PROGRAM	.PROGRAM UNIT TITLE	.MOA	.FAC	.I.D.	.COMPUTED RQMT (K313)	.AMA RQMT	REQUESTED	.APPROVED PGM	.REQUESTED REPROGRAM	.OOB/DC OBLIGATION
RMB SCJ	(a)	(b)	(c)	(d)	(e)	(f)	(g)	(h)	(j)	(k)	(l)	(m)	(n)

DAF  
(A)

APPENDIX K  
PROGRAM PRIORITY INDEX CODE

LI

PROGRAM PRIORITY INDEX CODE  
 -----

PPIC <##>	CAT A <#>	CAT B <#>	CAT C <#>	TOTAL <<##>>
100	100	0	0	100
99	99	0	0	100
99	99	0	0	100
98	98	0	0	100
98	98	0	0	100
98	98	0	0	100
97	97	0	0	100
97	97	0	0	100
97	97	0	0	100
92	92	0	0	100
10	96	0	0	100
11	96	0	0	100
12	96	0	0	100
13	96	0	0	100
14	96	0	0	100
15	96	0	0	100
16	95	0	0	100
17	95	0	0	100
18	95	0	0	100
19	95	0	0	100
20	95	0	0	100
21	95	0	0	100
22	94	0	0	100
23	94	0	0	100
24	94	0	0	100
25	94	0	0	100
26	94	0	0	100
27	94	0	0	100
28	94	0	0	100
29	93	0	0	100
30	93	0	0	100
31	93	0	0	100
32	93	0	0	100
33	93	0	0	100
34	93	0	0	100
35	93	0	0	100
36	92	0	0	100
37	92	0	0	100
38	92	0	0	100
39	92	0	0	100
40	92	0	0	100
41	92	0	0	100
42	92	0	0	100
43	92	0	0	100
44	92	0	0	100
45	92	0	0	100
46	91	0	0	100
47	91	0	0	100
48	91	0	0	100
49	91	0	0	100
50	91	0	0	100
51	91	0	0	100
52	91	0	0	100

APPENDIX L  
AN OVERVIEW OF MARGINAL ANALYSIS (18)

## MARGINAL ANALYSIS

The logic of marginal analysis, as applied to the context of this research, can be simply described in terms of a family budget. In the domestic case, a limited amount of money has to cover expenses incurred by the family. In allocating this budget, the family man, almost subconsciously, uses marginal analysis. He allocates the dollars where they will do most good. This is essentially the process in current, manually produced, Air Force budgets where the items are ranked in order of their need, usually the operational need. In the domestic budget, it is recognized that the second item purchased will have less value, or 'utility', than the first. The third item purchased will have less utility than the second, and so on. The view point that an item costs "too much" is an expression of belief that the expected value to be gained from the item is less than other claims against the household budget.

The application of this marginal (incremental value) analysis to the Air Force repair of inventory items can be clearly seen. The items in shortest supply have the greatest need for repair action and thus the greatest priority. The need for the item can be deduced from a number of measurement bases which indicate

'shortage' in supply of the item. The level of shelf stock at a depot is one such simple measure. Another indicator of shortage is the 'expected backorder' level of an item, a measure of the delay encountered at the point of use in obtaining a replacement item from the depot. If no item is in the depot stock or repair cycle, the delay will equal the sum of the time required to ship a repairable unit to the depot, the time required to make the item serviceable, and the time required to ship the item back to the base which needs it. As items flow into the depot repair cycle, the time required for these operations overlaps and the delay decreases. As the number of items in the repair cycle gets large, the delay tends towards zero time. The formula for computing the expected backorder of an item is as follows:

$$P(x) = \sum (x_i - s) p(x_i)$$

This means that the number of items (s) allocated to a depot repair line is subtracted from the different possible demands ( $x_i$ ) and this result is multiplied by the probability of that level of demand  $P(x_i)$ , the sum of these computations for each base (total n) equal the total expected backorders for the indicated allocation of stock to the depot repair cycle. Dividing this by the number of bases involved gives the average expected

backorder for the particular item in the system.

As mentioned earlier, the marginal analysis approach to a requirements computation must allocate investment dollars to the items being considered. The basis for the allocation is the impact on the performance measure (e.g., expected backorders) for each item. For each item the effect on expected backorders of adding one more unit can be determined. The reduction in backorders associated with having one more unit in the system is divided by the cost of the additional unit to obtain a "Reduction in the expected backorders per dollars invested" value. When this value has been computed for all items in the system, allocations to repair priority can be made on the basis of the item offering the largest reduction in expected backorders per dollar. A new "marginal value" in terms of the reduction in expected backorders per dollar for the next unit of the selected item is computed and the allocation process continues. At every step, the allocation is to the unit offering the greatest reduction in expected backorders per dollar.

The marginal analysis process so far described assumes equal 'essentiality' among items, which is not the case in reality. To cater for this, a sequence of target support levels has been established to provide

the desired support level to the computation. The desired support levels are expressed in terms of the 'marginal value' for reduction in expected backorders per dollar for the item. These values are called the System Shadow Prices (SSP) for that item. Figure 13 shows the system shadow prices and how they relate to the reduction in expected backorders for units of an item. The first System Shadow Price (SSP) establishes the minimum support level and thus maintains the minimum number of units for that item for the requirements computation. Each succeeding System Shadow Price provides for increased support for the items up to SSP4 which sets the upper limit on the number of units to be repaired. Thus by selection of an appropriate SSP level, a budget may reflect different preset support levels for items.

HQ AFLC studies (11) into the use of marginal analysis have given results which, in terms of support capability for a given dollar outlay, show a markedly significant improvement over the present DO41 Requirement Computation System (12). As well as the primary aim of the model to priorities, (and therefore provide a validation basis), for funding, the model will include the facility for allowing user changes in the budget

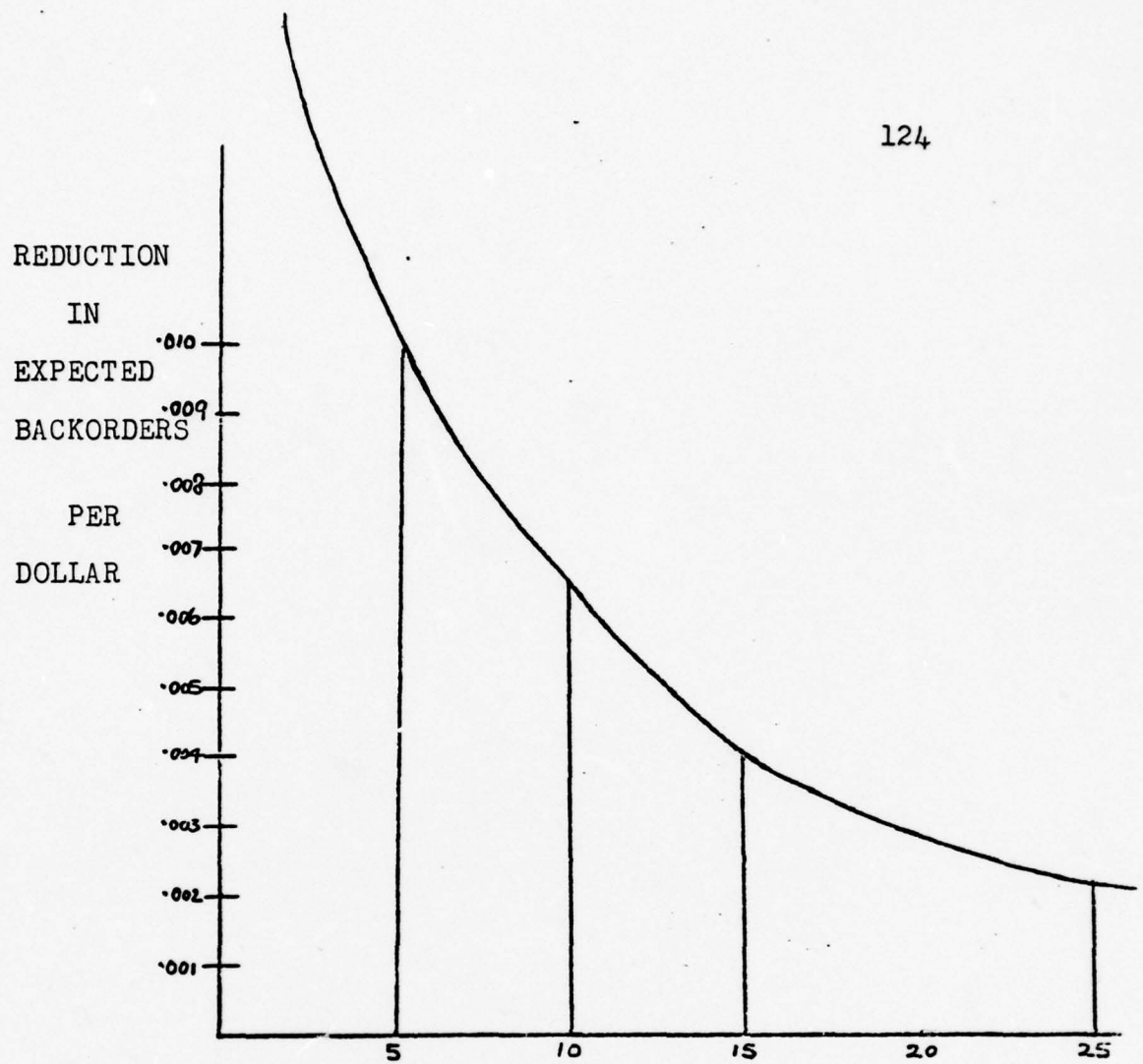


Figure .13

Depot Purchased Equipment Maintenance -  
System Shadow Prices (19)

constraints or priorities during operation of the budget. A singular budget figure has been assumed and quoted in the exposition so far but, depending on the requirements of the user, the figure will be subtalled or broken down by ALC, RGC, or whatever sub-division changes are envisioned during operation of the budget.

APPENDIX M  
PROGRAM LISTINGS FOR THE MODEL

## CATALOG/FILE DESCRIPTION= OH/PCRANK,S

108#H,R(AC) 1,8,16)\,12,30  
 208:ICENT:WPO964,ADDR/HILLIS B D 72498 PCRANK,S  
 308:LIMITS:15,,,9K  
 408:OPTION:NONAF  
 508:COBOL:DECK  
 608:PRHEL:CO,N,S,WORKM/PCRANK,S  
 70:IDENTIFICATION DIVISION,  
 80:PROGRAM-ID, PCRANK,  
 90:ENVIRONMENT DIVISION,  
 100:CONFIGURATION SECTION,  
 110:SPECIAL-NAMES,  
 120:COMPILE ERRORS,  
 130:INPUT-OUTPUT SECTION,  
 140:FILE-CONTROL,  
 150:SELECT FILE-IN ASSIGN TO AA,  
 160:SELECT FILE-OUT ASSIGN TO AB,  
 170:I-O-CONTROL,  
 180:APPLY STANDARD ON FILE-IN FILE-OUT,  
 190:DATA DIVISION,  
 200:FILE SECTION,  
 210:FD FILE-IN  
 220:LABEL RECORDS STANDARD,  
 230:01 INREC,  
 240\03 FC-IN\PIC XXXX,  
 250\03 FY-IN\PIC 99,  
 260\03 RGC-IN\PIC X,  
 270\03 HS-IN\PIC X(10),  
 280\03 MS-IN\PIC X(10),  
 290\03 WBS-I,  
 300\ 05 FILL\PIC X,  
 310\ 05 WBS\PIC XX,  
 320\ 05 FILL\PIC XX,  
 330\03 RID-I,  
 340\ 05 MEM\PIC 99,  
 350\ 05 TYPE\PIC 99,  
 350\ 05 FILL\PIC 99,  
 370\03 FILLER\PIC X,  
 380\03 CUS-I\PIC XXX,  
 390\03 FILLER\PIC X(12),  
 400\03 DOLS-I\PIC 9(7),  
 410\03 FILLER\PIC X(6),  
 420\03 HCODE\PIC X,  
 430\03 FILLER\PIC X(4),  
 440:FD FILE-OUT  
 450:LABEL RECORDS STANDARD,  
 460:01 OUTREC,  
 470\03 FC\PIC XXXX,  
 480\03 WBS\PIC X(5),  
 490\03 CUS\PIC XXX,  
 500\03 RGC\PIC X,  
 510\03 HDS\PIC X(10),  
 520\03 KS\PIC X(10),  
 530\03 D\PIC 9(7),  
 540\03 FILLER\PIC XX VALUE SPACES,  
 550:WORKING-STORAGE SECTION,  
 560:77 INCTR\PIC 9(7) VALUE 0 COMP-1,  
 570:77 OTCTR\PIC 9(7) VALUE 0 COMP-1.

```

580:77 DISCTR\PIC Z(6)9.
590:77 PCTR\PIC 99 VALUE 0 COMP=1.
600:77 PARMREC\PIC X(12).
610:77 DSUB\PIC Z9.
620:77 SUB\PIC 99 VALUE 1 COMP=1.
630:01 PC-HOLD.
640:03 ALC\PIC X.
650:83 AL VALUES "D" "E" "P" "H" "J".
660:03 REST\PIC XXX.
670:01 MATCH.
680:03 MCTR\PIC 9(7) OCCURS 40 COMP=1.
690:01 PAR-REC.
700:02 PREC OCCURS 40.
710:03 PFY\PIC 99.
720:03 FILLER\PIC X.
730:03 PWBS\PIC XX.
740:03 FILLER\PIC X.
750:03 PCUS\PIC XXX.
760:03 FILLER\PIC X.
770:03 PRID\PIC 99.
780:PROCEDURE DIVISION.
790:START=0.
800\OPEN INPUT FILE-IN OUTPUT FILE-OUT.
810\MOVE ZERO TO MATCH.
820:PARM=5.
830\ACCEPT PARMREC.
840\IF PARMREC = SPACES
850\GO TO READ-10.
860\ADD 1 TO PCTR.
870\MOVE PCTR TO DSUB.
880\DISPLAY "PARAMETER = DSUB = " PARMREC.
890\MOVE PARMREC TO PREC (PCTR).
900\GO TO PARM=5.
910:READ=10.
920\READ FILE-IN AT END GO TO END=90.
930\MOVE PC-I TO PC-HOLD.
940\ADD 1 TO INCTR.
950\IF NOT AL GO TO READ=10.
960\IF MEM = 0 AND MCCODE = "1" GO TO READ=10.
970:CHECK=11.
980\IF PFY (SUB) = ZERO GO TO P=11.
990\IF PFY (SUB) NOT = PY-I GO TO P=15.
1000:P=11.
1010\IF PWBS (SUB) = ZERO GO TO P=12.
1020\IF PWBS (SUB) NOT = WBS-C GO TO P=15.
1030:P=12.
1040\IF PCUS (SUB) = ZERO GO TO P=13.
1050\IF PCUS (SUB) NOT = CUS-I GO TO P=15.
1060:P=13.
1070\IF PRID (SUB) = ZERO GO TO P=14.
1080\IF PRID (SUB) NOT = TYPE 30 TO P=15.
1090:P=14.
1100\MOVE PC-I TO PC MOVE MDS-I TO MDS.
1110\MOVE CUS-I TO CUS.
1120\MOVE KS-I TO KS.
1130\MOVE RGC-I TO RGC.
1140\MOVE WBS-I TO WBS.
1150\PERFORM READ=10.
1160\IF TYPE NOT = 2 GO TO READ=10.
1170\MOVE DOLS-I TO D.

```

```
1180\ADD 1 TO OTCTR.  
1190\ADD 1 TO MCTR (SUB);  
1200\MOVE 1 TO SUB.  
1210\WRITE OUTREC.  
1220\GO TO READ-10.  
1230:P-15.  
1240\ADD 1 TO SUB.  
1250\IF SUB > PCTR MOVE 1 TO SUB GO TO READ-10.  
1260\GO TO CHECK-11.  
1270:END-90.  
1280\MOVE INCIR TO DISCTR.  
1290\DISPLAY "NO. OF RECORDS READ = " DISCTR.  
1300\MOVE OTCTR TO DISCTR.  
1310\DISPLAY "NO. OF MATCHES = " DISCTR.  
1320\MOVE 1 TO SUB.  
1330:TOTAL-91.  
1340\MOVE SUB TO DSUB.  
1350\MOVE MCTR (SUB) TO DISCTR.  
1360\DISPLAY "NO. OF MATCHES FOR PARAMETER " DSUB  
1370" = " DISCTR.  
1380\ADD 1 TO SUB.  
1390\IF SUB NOT > PCTR GO TO TOTAL-91.  
1400\CLOSE FILE-IN FILE-OUT.  
1410\STOP RUN.  
1420:ENDJOB
```

## CATALOG/FILE DESCRIPTION= ON/PCALL:3

10#M.R(AC) 1,8,16;\.12.30  
 20#IDENTIMP0964,ADDRL/MILLIS B D 72098 PCALL,3  
 30#LIMITS:15,,,9K  
 40#OPTION:NONMAP  
 50#CDBOLIDECK  
 60#PRMFLIC\*,W,S,WORKN/PCALL,0  
 70#IDENTIFICATION DIVISION,  
 80#PROGRAM-ID, PCALL,  
 90#ENVIRONMENT DIVISION,  
 100#CONFIGURATION SECTION,  
 110#SPECIAL-NAMES,  
 120#COMPILE ERRORS,  
 130#FILE-CONTROL,  
 140#SELECT INFILE ASSIGN TO AA;  
 150#SELECT JKL-FILE ASSIGN TO AB,  
 160#SELECT OTFILE ASSIGN TO BB;  
 170#I-O-CONTROL,  
 180#APPLY STANDARD ON INFILE JKL-FILE OTFILE,  
 190#DATA DIVISION,  
 200#FILE SECTION,  
 210#FD INFILE  
 220#LABEL RECORDS STANDARD;  
 230#01 INREC,  
 240#03 FILLER\PIC X(42),  
 250#FD OTFILE  
 260#LABEL RECORDS STANDARD;  
 270#01 OTREC,  
 280#03 FILLER\PIC X(36),  
 290#FD JKL-FILE  
 300#LABEL RECORDS STANDARD;  
 310#01 JKL-REC;  
 320#03 FILLER\PIC X(42),  
 330#WORKING-STORAGE SECTION,  
 340#77 INCTR\PIC 9(7) VALUE 0 COMP=1,  
 350#77 JKL-CTR\PIC 9(7) VALUE 0 COMP=1,  
 360#77 OTCTR\PIC 9(7) VALUE 0 COMP=1,  
 370#77 DISCTR\PIC 2(6)9,  
 380#77 SUB1\PIC 9(7) VALUE 1 COMP=1,  
 390#77 SUB2\PIC 9(7) VALUE 1 COMP=1,  
 400#77 NONTCH\PIC 9(7) VALUE 0 COMP=1,  
 410#01 REC-IN,  
 420#03 PC-I\PIC X(8),  
 430#03 WBS-I,  
 440# 05 FILL\PIC X,  
 450# 05 WBS-C-I\PIC XX,  
 460# 05 FILL\PIC XX,  
 470#03 CUS-I\PIC XXX,  
 480#03 RGC-I\PIC X,  
 490#03 HDS-I\PIC X(10),  
 500#03 FILLER\PIC X(10),  
 510#03 D-I\PIC 9(7),  
 520#03 FILLER\PIC XX,  
 530#01 REC-OT,  
 540#03 PC\PIC X(4),  
 550#03 WBS\PIC X(5),  
 560#03 CUS\PIC XXX,  
 570#03 RGC\PIC X,

```

580\03 MDS\PIC X(10).
590\03 D\PIC 9(7).
600\03 RPIC\PIC XX.
610\03 FILLER\PIC X(4) VALUE SPACES.
620:01 T1.
630\03 FILLER\PIC X(30) VALUE
640\ "AFRANGDAFDIAPWFMACMAPMSSYSY".
650:01 CUS-T REDEFINES T1.
660\03 CUSCODE\PIC XXX OCCURS 10.
670:01 T2.
680\03 FILLER\PIC X(20) VALUE
690\ "28BCBFBJDHLCLGNEPEXJ".
700:01 WBS-C-T REDEFINES T2.
710\03 WBSCODE\PIC XX OCCURS 10.
720:01 T3.
730\03 FILL1\PIC X(20) VALUE
740\ "00000100000000000200".
750\03 FILL2\PIC X(20) VALUE
760\ "00002425000000000000".
770\03 FILL3\PIC X(20) VALUE
780\ "000809000000010001100".
790\03 FILL4\PIC X(20) VALUE
800\ "00000300000000000405".
810\03 FILL5\PIC X(20) VALUE
820\ "00000000001400000000".
830\03 FILL6\PIC X(20) VALUE
840\ "26272800000000002900".
850\03 FILL7\PIC X(20) VALUE
860\ "15161700180000001900".
870\03 FILL8\PIC X(20) VALUE
880\ "12130000000000000000".
890\03 FILL9\PIC X(20) VALUE
900\ "20212200000023000000".
910\03 FILL10\PIC X(20) VALUE
920\ "000000000000006070000".
930:01 TAB REDEFINES T3.
940\03 FILLER OCCURS 10.
950\ 05 PRIC\PIC XX OCCURS 10.
960:01 DIST-TAB.
970\03 CDIST\PIC 9(7) OCCURS 10 COMP-1.
980\03 WDIST\PIC 9(7) OCCURS 10 COMP-1.
990:01 RGC-TEST.
1000\03 RGC-TS\PIC X.
1010\98 EXCH VALUES ARE "J" "K" "L".
1020:PROCEDURE DIVISION.
1030:START=0.
1040\OPEN INPUT INFILE OUTPUT JKL-FILE OTFILE.
1050\MOVE ZERO TO DIST-TAB.
1060:READ=10.
1070\READ INFILE AT END GO TO END=90.
1080\MOVE INREC TO REC-IN.
1090\ADD 1 TO INCTR.
1100\MOVE RGC-I TO RGC-TS.
1110\IF EXCH GO TO WRITE=50.
1120:CUS-CHK-20.
1130\IF CUS-I = CUSCODE (SUB1)
1140\ADD 1 TO CDIST (SUB1)
1150\DO TO WBS-CHK-30.
1160\ADD 1 TO SUB1.
1170\IF SUB1 < 11 GO TO CUS-CHK-20.

```

```

1180\ADD 1 TO NONTCH.
1190\MOVE 1 TO SUB1 SUB2;
1200\GO TO READ-10.
1210\WBS-CHK-30.
1220\IF WBS-C-I = WBS-CODE (SUB2)
1230\ADD 1 TO WDIST (SUB2)
1240\GO TO MOVE-40.
1250\ADD 1 TO SUB2.
1260\IF SUB2 < 11 GO TO WBS-CHK-30.
1270\ADD 1 TO NONTCH.
1280\MOVE 1 TO SUB1 SUB2;
1290\GO TO READ-10.
1300\MOVE-40.
1310\MOVE PRI (SUB2 SUB1) TO PPIC;
1320\MOVE PC-I TO PC MOVE WBS-I TO WBS.
1330\MOVE CUS-I TO CUS MOVE MDS-I TO MDS.
1340\MOVE RGC-I TO RGC;
1350\MOVE D-I TO D.
1360\ADD 1 TO OTCTR.
1370\WRITE OTREC FROM REC-OT.
1380\MOVE 1 TO SUB1 SUB2;
1390\GO TO READ-10.
1400\WRITE-50.
1410\ADD 1 TO JKL-CTR.
1420\WRITE JKL-REC FROM REC-IN;
1430\GO TO READ-10.
1440\END-90.
1450\DISPLAY " ";
1460\MOVE INCTR TO DISCTR.
1470\DISPLAY "NO. OF RECORDS READ = " DISCTR;
1480\MOVE JKL-CTR TO DISCTR.
1490\DISPLAY "NO. OF JKL RECORDS WRITTEN = " DISCTR.
1500\MOVE OTCTR TO DISCTR.
1510\DISPLAY "NO. OF CHEI RECORDS WRITTEN = " DISCTR.
1520\MOVE NONTCH TO DISCTR;
1530\DISPLAY "NO. OF NON-MATCHES = " DISCTR.
1540\DISPLAY " ";
1550\DISPLAY "DISTRIBUTION OF WBS AND CUS";
1560\MOVE 1 TO SUB1 SUB2.
1570\DUMP-95.
1580\MOVE CUS1 (SUB1) TO DISCTR.
1590\DISPLAY "NO. OF MATCHES FOR " WBS-CODE (SUB1) " = " DISCTR;
1600\ADD 1 TO SUB1.
1610\IF SUB1 < 11 GO TO DUMP-95;
1620\DISPLAY " ";
1630\DUMP-96.
1640\MOVE WDIST (SUB2) TO DISCTR.
1650\DISPLAY "NO. OF MATCHES FOR " WBS-CODE (SUB2) " = " DISCTR.
1660\ADD 1 TO SUB2.
1670\IF SUB2 < 11 GO TO DUMP-96;
1680\CLOSE INFILE JKL-FILE OFFILE.
1690\STOP RUN.
1700\ENDJOB

```

## CATALOG/FILE DESCRIPTION= WORKN/PCRANK.R

10#H.R(AC) : 8, 16, 12, 30  
20#IDENT:WP0904, ADDR/L/MILLIS H D 72498 PCRANK,R  
30#LIMITS: 15, 9K  
40#OPTION: COBOL, NOMAP  
50#SELECT: WORKN/PCRANK, 0  
60#EXECUTE  
70#LIMITS: 15, 2K  
80#FILE: AB, A15, 5L  
90#TAP: AA, X1DD, 71115, MASTER1  
100#DATA: I  
110#75, 28, 000, 01  
120#75, 6C, 000, 01  
130#75, BF, 000, 01  
140#75, BJ, 000, 01  
150#75, DH, 000, 01  
160#75, LC, 000, 01  
170#75, LG, 000, 01  
180#75, WZ, 000, 01  
190#75, RE, 000, 01  
200#75, XJ, 000, 01  
210#  
220#OPTION: COBOL, NOMAP  
230#SELECT: WORKN/PCALL, 0  
240#EXECUTE  
250#LIMITS: 15, 2K  
260#FILE: AA, A1R, 5L  
270#PRMFL: RB, W, S, WORKN/ONEI  
280#PRMFL: AB, W, S, WORKN/EXCH  
290#OPTION: COBOL, NOMAP  
300#SELECT: WORKN/LISTV2, 0  
310#EXECUTE  
320#LIMITS: 5K  
330#1000  
340#PRMFL: 07, R, S, WORKN/ONEI  
350#SYSOUT: 06  
360#ENDJOB

## CATALOG/FILE DESCRIPTION= OH/PCCOMP.S

0070##H.R(AC) 1.8.163\12.30  
 0020S:IDENT:WP0964,ADDPL/HILLIS R D 72498 PCCOMP.S  
 0030S:LIMITS:15,,,9K  
 0040S:OPTION:NONAP  
 0050S:COBOL:DECK  
 0060S:PRMFL: C, W, S, WORKN/PCCOMP.Q  
 0070:IDENTIFICATION DIVISION,  
 0080:PROGRAM-ID. PCCOMP.  
 0090:ENVIRONMENT DIVISION,  
 0100:CONFIGURATION SECTION,  
 0110:SPECIAL-NAMES,  
 0120\COMPILER ERRORS,  
 0130:INPUT-OUTPUT SECTION,  
 0140:FILE-CONTROL,  
 0150\SELECT OMEIFILE ASSIGN TO AA.  
 0160\SELECT EXCHFILE ASSIGN TO AB.  
 0170\SELECT OTOMEI ASSIGN TO BA.  
 0180\SELECT OTEXCH ASSIGN TO BB.  
 0190:II-O-CONTROL,  
 0200\APPLY STANDARD ON OMEIFILE EXCHFILE OTOMEI OTEXCH.  
 0210:DATA DIVISION,  
 0220:FILE SECTION,  
 0230:FD OMEIFILE  
 0240\LABEL RECORDS STANDARD,  
 0250:01 OMEI REC,  
 0260\03 FILLER\PIC X(42),  
 0270:FD EXCHFILE  
 0280\LABEL RECORDS STANDARD,  
 0290:01 EXCH REC,  
 0300\03 FILLER\PIC X(42),  
 0310:FD OTOMEI  
 0320\LABEL RECORDS STANDARD,  
 0330:01 OTOREC,  
 0340\03 FILLER\PIC X(42),  
 0350:FD OTEXCH  
 0360\LABEL RECORDS STANDARD,  
 0370:01 OTEPEC,  
 0380\03 FILLER\PIC X(42),  
 0390:WORKING-STORAGE SECTION,  
 0400:77 INCHT\PIC 9(7) VALUE 0 COMP-1,  
 0410:77 OTCHT\PIC 9(7) VALUE 0 COMP-1,  
 0420:77 DISCHT\PIC 2(6)S,  
 0430:01 HOLD-OMEI,  
 0490\03 CUS-HO\PIC XXX,  
 0450\03 WBS-HO,  
 0460\ 05 FILL\PIC X,  
 0470\ 05 WESC-HO\PIC XX,  
 0480\ 05 FILL\PIC XX,  
 0440\03 PC-HO\PIC X(4),  
 0500\03 FILL\PIC X(22),  
 0510\03 D-HO\PIC 9(7),  
 0520\03 FILL\PIC X,  
 0530:01 HOLD-EXCH,  
 0590\03 CUS-HE\PIC XXX,  
 0550\03 WBS-HE,  
 0560\ 05 FILL\PIC X,  
 0570\ 05 WRSC-HE\PIC XX,

```

0580\ 05 FILL\PIC XX.
0540\03 PC-HE\PIC X(4).
0600\03 FILL\PIC X(22).
0610\03 D-HE\PIC 9(7).
0620\03 FILL\PIC X.
0630\01 OHREC.
0690\03 CUS-IO\PIC XXX.
0650\03 WBS-IO.
0660\ 05 FILL\PIC X.
0670\ 05 WBS-IO\PIC XX.
0680\ 05 FILL\PIC XX.
0640\03 PC-IO\PIC X(4).
0700\03 FILL\PIC X(22).
0710\03 D-IO\PIC 9(7).
0720\03 FILL\PIC X.
0730\01 EXREC.
0790\03 CUS-IE\PIC XXX.
0750\03 WBS-IE.
0760\ 05 FILL\PIC X.
0770\ 05 WBS-IE\PIC XX.
0780\ 05 FILL\PIC XX.
0740\03 PC-IE\PIC X(4).
0800\03 FILL\PIC X(22).
0810\03 D-IE\PIC 9(7).
0820\03 FILL\PIC X.
0830:PROCEDURE DIVISION.
0840:START-0.
0850\OPEN INPUT OMEI\FILE OUTPUT OTOMEI.
0860\OPEN INPUT EXCH\FILE OUTPUT OTEXCH.
0870:READ-10.
0880\READ OMEI\FILE AT END ADD 1 TO OTCNT.
0890\WRITE OTOREC FROM HOLD-OMEI
0900\GO TO END-20.
0910\ADD 1 TO INCNT.
0920\MOVE OMEI\REC TO OHREC.
0930\IF INCNT = 1 MOVE OHREC TO HOLD-OMEI
0940\GO TO READ-10.
0950\IF PC-IO = PC-HO AND WBS-IO = WBS-HO
0960\AND CUS-IO = CUS-HO ADD D-IO TO D-HO.
0970\GO TO READ-10.
0980\WRITE OTOREC FROM HOLD-OMEI.
0990\ADD 1 TO OTCNT.
1000\MOVE OHREC TO HOLD-OMEI.
1010\GO TO READ-10.
1020:END-20.
1030\DISPLAY " ".
1040\MOVE INCNT TO DISCNT.
1050\DISPLAY "NO. OF OMEI RECORDS READ = " DISCNT.
1060\MOVE OTCNT TO DISCNT.
1070\DISPLAY "NO. OF COMPRESSED OMEI WRITTEN = " DISCNT.
1080\DISPLAY " ".
1090\MOVE 0 TO INCNT OTCNT.
1100:READ-30.
1110\READ EXCH\FILE AT END WRITE OTOREC FROM HOLD-EXCH
1120\ADD 1 TO OTCNT GO TO END-40.
1130\ADD 1 TO INCNT.
1140\MOVE EXCH\REC TO EXREC.
1150\IF INCNT = 1 MOVE EXREC TO HOLD-EXCH
1160\GO TO READ-30.
1170\IF PC-IE = PC-HE AND WBS-IE = WBS-HE

```

```
1180\AND CUS-IE = CUS-HE ADD D-IE TO D-HE
1190\GO TO READ-30.
1200\WRITE OTEREC FROM HOLD-EXCH.
1210\ADD 1 TO OTCNT.
1220\MOVE EXREC TO HOLD-EXCH.
1230\GO TO READ-30.
1240:END-40.
1250\MOVE INCNT TO DISCNT.
1260\DISPLAY "NO. OF EXCH RECORDS READ = " DISCNT.
1270\MOVE OTCNT TO DISCNT.
1280\DISPLAY "NO. OF COMPRESSED EXCH RECORDS WRITTEN = " DISCNT.
1290\CLOSE OMF\FILE OTOME\ EXCH\FILE OTEXCH.
1300\STOP RUN.
1310$:ENDJOB
```

## CATALOG/FILE DESCRIPTION= WORKN/PCCOMP,R

10##N,R(AC)  
20S:IDENT: ~~XXXXXXXXXX~~ ADDR1/HILLIS H D 72498 PCCOMP,R  
30S:LIMITS:15,,,9K  
40S:OPTION:COBOL,NOMAP  
50S:SELECT:WORKN/PCCOMP,Q  
60S:EXECUTE  
70S:LIMITS:15,,,1K  
80S:PRMFL:AA,R,S,WORKN/OMEI  
90S:PRMFL:AB,R,S,WORKN/EXCH  
100S:FILE:BA,B1S,2L  
110S:FILE:BB,B2S,2L  
120S:UTILITY  
130S:FUTIL:CC,DD,COPY/1P/  
140S:FUTIL:EE,FF,COPY/1P/  
150S:FILE:CC,B1P,2L  
160S:PRMFL:DD,W,S,WORKN/OMEI  
170S:FILE:EE,B2P,2L  
180S:PRMFL:FF,W,S,WORKN/EXCH  
190S:OPTION:FCB,NOMAP  
200S:SELECT:WORKN/LISTV,Q  
210S:EXECUTE  
220S:LIMITS:1,5K  
230D200  
240S:PRMFL:07,R,S,WORKN/OMEI  
250S:RENOTZ106,AC  
260S:ENDJOB

## CATALOG/FILE DESCRIPTION= OM/EXCH01.S

10##H,R(AC) 1,8,16,12,30  
 20S:IDENT:WPO966,ADDL/HILLIS H D 72498 EXCH01,S  
 30S:LIMITS:15,,,9K  
 40S:OPTION:NOMAP  
 50S:COBOL:DECK  
 60S:PRMTLIC\*,W.S.WORKW/EXCH01,0  
 70:IDENTIFICATION DIVISION.  
 80:PROGRAM-ID. EXCH01.  
 90:ENVIRONMENT DIVISION.  
 100:CONFIGURATION SECTION.  
 110:SPECIAL-NAMES.  
 120\COMPILE ERRORS.  
 130:INPUT-OUTPUT SECTION,  
 140:FILE-CONTROL.  
 150\SELECT FILE-01 ASSIGN TO AA.  
 160\SELECT FILE-EXCH ASSIGN TO AB.  
 170\SELECT OTFILE ASSIGN TO BB.  
 180:I-O-CONTROL.  
 190\APPLY STANDARD ON FILE-01 FILE-EXCH OTFILE.  
 200:DATA DIVISION.  
 210:FILE SECTION.  
 220:FD FILE-01  
 230\LABEL RECORDS STANDARD,  
 240: 1 REC-01.  
 250\ 3 FILLER\PIC X(234).  
 260:FD FILE-EXCH  
 270\LABEL RECORDS STANDARD,  
 280: 1 REC-EXCH.  
 290\ 3 FILLER\PIC X(42).  
 300:FD OTFILE  
 310\LABEL RECORDS STANDARD,  
 320: 1 OTREC.  
 330\ 3 FILLER\PIC X(42).  
 340:WORKING-STORAGE SECTION.  
 350:77 CNT-01\PIC 9(7) VALUE 3 COMP-1.  
 360:77 CNT-EXCH\PIC 9(7) VALUE 0 COMP-1.  
 370:77 CNT-NONICH-EXCH\PIC 9(7) VALUE 0 COMP-1.  
 380:77 CTCNT\PIC 9(7) VALUE 0 COMP-1.  
 390:77 DISCNT\PIC 2(6)9.  
 400: 1 I-01.  
 410\ 3 FILLER\PIC X(4).  
 420\ 3 FSC-I\PIC X(4).  
 430\ 3 FILLER\PIC X(9).  
 440\ 3 MMC-I\PIC XX.  
 450\ 3 FILLER\PIC X(185).  
 460\ 3 ITRREC\PIC XX.  
 470\ 3 FILLER\PIC X(28).  
 480: 1 EXREC.  
 490\ 3 FILLER\PIC X(23).  
 500\ 3 FSC-EX\PIC X(4).  
 510\ 3 FILLER\PIC X.  
 520\ 3 MMC-EX\PIC XX.  
 530\ 3 FILLER\PIC X(3).  
 540\ 3 D-EX\PIC 9(7).  
 550\ 3 IEC\PIC XX.  
 560: 1 HOLD-REC.  
 570\ 3 FILLER\PIC X(23).

```
580\ 3 FSC\PIC X(4),
590\ 3 FILLER\PIC X.
600\ 3 HMC\PIC XX.
610\ 3 FILLER\PIC X(10).
620\ 3 PRI\PIC XX.
630:PROCEDURE DIVISION.
640:START=0.
650\OPEN INPUT FILE=01 FILE=EXCH OUTPUT OFILE.
660:READ=10.
670\READ FILE=EXCH AT END GO TO END=90.
680\ADD 1 TO CNT=EXCH.
690\MOVE REC=EXCH TO EXREC.
700:READ=20.
710\READ FILE=01 AT END GO TO END=CHECK.
720\ADD 1 TO CNT=01.
730\MOVE REC=01 TO Y=01.
740\IF FSC=I = FSC=EX AND HMC=I = HMC=EX
750\MOVE ITEMFC TO IEC
760\MOVE EXREC TO HOLD=REC
770\WRITE CTREC FROM EXREC
780\ADD 1 TO OTCNT
790\GO TO COMPAR=1 0.
800\ADD 1 TO CNT=NONMICH=EXCH.
810\GO TO READ=20.
820:END=CHECK.
830\DISPLAY "FSC/HMC NOT IN D=POT DB..." FSC=EX "" HMC=EX,
840\DISPLAY "EXCH RECORD = " EXREC.
850\PERFORM READ=1.
860\GO TO END=CHECK.
870:END=30.
880\MOVE CNT=01 TO DISCNT.
890\DISPLAY "NO. OF 01 RECORDS READ = " DISCNT.
900\MOVE CNT=EXCH TO DISCNT.
910\DISPLAY "NO. OF EXCH RECORDS READ = " DISCNT.
920\MOVE CNT=NONMICH=EXCH TO DISCNT.
930\DISPLAY "NO. OF NON-MATCH 01 RECORDS = " DISCNT.
940\MOVE OTCNT TO DISCNT.
950\DISPLAY "NO. OF RECORDS WRITTEN = " DISCNT.
960\CLOSE FILE=01 FILE=EXCH OFILE.
970\STOP RUN.
980:COMPAR=100.
990\PERFORM READ=10.
1000\IF FSC=EX = FSC AND HMC=EX = HMC
1010\MOVE PRI TO IEC
1020\MOVE LXREC TO HOLD=REC
1030\WRITE CTREC FROM EXREC
1040\ADD 1 TO OTCNT
1050\GO TO COMPAR=100.
1060\GO TO READ=20.
1070:ENDJOB
```

## CATALOG/FILE DESCRIPTION= WORKN/EXCH01.R

```

10#N.R(AC)
20#IDENT:WPO964,ADDR/HILLIS R D 72498 EXCH01.R
30#LIMITS:15,,,9K
40#GMAP:KDECK
50:60JSM
60:SORT:INOUT,,7
70:FIELD:(C1,C22,C10,C9)
80:SE2:(A1,A3)
90:FLCB:INOUT,**,2
100:END
110#EXECUTE
120#LIMITS:1,,,1K
130#PRMFL:SA,R,S,WORKN/EXCH
140#FILE:S1,S1R,1R
150#FILE:S2,S2R,1R
160#FILE:S3,S3R,1R
170#FILE:S2,A1S,1L
180#MAP:KDECK
190:60JSM
200:SORT:INOUT,,39
210:FIELD:(C2,C2,C4,C9,C2)
220:SEQ:(A2,A3,A5)
230:PKC:SELECT,(2),(=4H OC)
240:FLCB:INOUT,**,2
250:END
260#EXECUTE
270#LIMITS:15,,,2K
280#MSG2:.....
290#MSG2:FILE DDB01 USES 71965, 72919, 75766
300#MSG2:.....
310#TAPE:SA,X1DD,,71965,,DDB01
320#FILE:S1,31R,100R
330#FILE:S2,S2R,100R
340#FILE:S3,S3R,100R
350#FILE:S4,S4R,100R
360#FILE:S5,S5R,100R
370#FILE:S6,S6R,100R
380#TAPE:S2,X2DD,,72955,,EX01TAPZ/RING
390#OPTION:CJSGI,NOMAP
400#SELECT:WORKN/EXCH01,0
410#EXECUTE
420#LIMITS:15,,,2K
430#TAPE:SA,X2DD,,72955,,EX01TAPZ/RING
440#FILE:AB,A1R,1L
450#PRMFL:BB,W,S,WORKN/EXCH
460#ENDJOB

```

## CATALOG/FILE DESCRIPTION= OM/EXCH12.5

10##H,R(AC) : ,8,16J\,12,30  
 20S:IDENT:WFO964,ADDR/HILLIS H D 72498 EXCH12.5  
 30S:LIMITS:15,,,9K  
 40S:OPTION:NOMAP  
 50S:COBOL:DECK  
 60S:PRMFL:C\*,W,S,WOPKN/EXCH12.0  
 70:IDENTIFICATION DIVISION.  
 80:PROGRAM-ID, EXCH12.  
 90:ENVIRONMENT DIVISION.  
 100:CONFIGURATION SECTION.  
 110:SPECIAL-NAMES.  
 120\COMPILE ERRORS.  
 130:INPUT-OUTPUT SECTION.  
 140:FILE-CONTROL.  
 150\SELECT FILE-12 ASSIGN TO AA.  
 160\SELECT FILE-EXCH ASSIGN TO AB.  
 170\SELECT OTFILE ASSIGN TO BB.  
 180:II-O-CONTROL.  
 190\APPLY STANDARD ON FILE-12 FILE-EXCH OTFILE.  
 200:DATA DIVISION.  
 210:FILE SECTION.  
 220:FD FILE-12  
 230\LABEL RECORDS STANDARD.  
 240: 1 REC-12.  
 250\ 3 FILLER\PIC X(140).  
 260:FD FILE-EXCH  
 270\LABEL RECORDS STANDARD.  
 280: 1 EXCH-REC.  
 290\ 3 FILLER\PIC X(42).  
 300:FD OTFILE  
 310\LABEL RECORDS STANDARD.  
 320: 1 OTREC.  
 330\ 3 FILLER\PIC X(48).  
 340:WORKING-STORAGE SECTION.  
 350:77 CNT:2\PIC 9(7) VALUE 0 COMP-1.  
 360:77 EXCNT\PIC 9(7) VALUE 0 COMP-1.  
 370:77 DISCNT\PIC 2(6)9.  
 380:77 NOEXCNT\PIC 9(7) VALUE 0 COMP-1.  
 390:77 OTCNT\PIC 9(7) VALUE 0 COMP-1.  
 400: 1 I-12.  
 410\ 3 FILLER\PIC X(4).  
 420\ 3 FSC-I\PIC X(4).  
 430\ 3 FILLER\PIC X(9).  
 440\ 3 HMC-I\PIC XX.  
 450\ 3 FILLER\PIC X(8).  
 460\ 3 PRFUN\PIC 9(6).  
 470\ 3 FILLER\PIC X(6).  
 480\ 3 PRFUNADD\PIC 9(6).  
 490\ 3 CONA\PIC 9(6).  
 500\ 3 CONAD\PIC 9(6).  
 510\ 3 GFAE\PIC 9(6).  
 520\ 3 FILLER\PIC X(77).  
 530: 1 FXPFC.  
 540\ 3 FILLER\PIC X(23).  
 550\ 3 FSC-EX\PIC X(4).  
 560\ 3 FILLER\PIC X.  
 570\ 3 HMC-EX\PIC XX.

```

580\03 FILLER\PIC X(12).
590\01 HOLD-REC.
600\02 HEX-REC.
610\03 FILLER\PIC X(23).
620\03 FSC\PIC X(4).
630\03 FILLER\PIC X.
640\03 MMC\PIC XX.
650\03 FILLER\PIC X(12).
660\02 DUE-IN\PIC 9(6).
670\01 DATA-12.
680\03 IA\PIC 9(6) COMP=1.
690\03 IB\PIC 9(6) COMP=1.
700\03 IC\PIC 9(6) COMP=1.
710\03 IE\PIC 9(6) COMP=1.
720\03 IG\PIC 9(6) COMP=1.
730\03 ISUM\PIC 9(6) COMP=1.
740\PROCEDURE DIVISION.
750\START-C.
760\OPEN INPUT FILE-12 FILE-EXCH.
770\OPEN OUTPUT OFILE.
780\READ-10.
790\READ FILE-EXCH AT END GO TO END-90.
800\ADD 1 TO EXCNT.
810\MOVE EXCH-REC TO EXREC.
820\READ-20.
830\READ FILE-12 AT END GO TO END-CHECK.
840\ADD 1 TO CNT12.
850\MOVE REC-12 TO I-12.
860\IF FSC-I = FSC-EX AND MMC-I = MMC-EX
870\MOVE PRFUN TO IA MOVE PRFUNADD TO IB
880\MOVE COM TO IC MOVE CONADD TO IE
890\MOVE GFPE TO IG GO TO ENTER-40.
900\ADD 1 TO NEXCNT.
910\GO TO READ-20.
920\ENTER-0.
930\ADD IA IB IC IE IG SIVING ISUM.
940\MOVE ISUM TO DUE-IN.
950\MOVE EXREC TO HEX-REC.
960\WRITE OTRC FROM HOLD-REC.
970\ADD 1 TO OTCNT.
980\COMPAR-30.
990\PERFORM READ-10.
1000\IF FSC-EX = FSC AND MMC-EX = MMC
1010\MOVE EXREC TO HEX-REC
1020\WRITE OTRC FROM HOLD-REC.
1030\ADD 1 TO OTCNT
1040\GO TO COMPAR-30.
1050\GO TO READ-20.
1060\END-CHECK.
1070\MOVE EXREC TO HEX-REC.
1080\MOVE C TO DUE-IN.
1090\WRITE OTRC FROM HOLD-REC.
1100\PERFORM READ-10.
1110\MOVE C TO CNT12.
1120\CLOSE FILE-12.
1130\OPEN INPUT FILE-12.
1140\GO TO READ-20.
1150\FNO-90.
1160\MOVE CNT12 TO DISCNT.
1170\DISPLAY "NO. OF 12 RECORDS READ = " DISCNT.

```

```
1180\MOVE EXCNT TO DISCNT.  
1190\DISPLAY "NO. OF EXCH RECORDS READ = " DISCNT.  
1200\MOVE QTCNT TO DISCNT.  
1210\DISPLAY "NO. OF RECORDS WRITTEN = " DISCNT.  
1220\MOVE NOEXCNT TO DISCNT.  
1230\DISPLAY "NO. OF NON-MATCH 12 RECORDS = " DISCNT.  
1240\CLOSE FILE=12 FILE=EXCH DIFILE.  
1250\STOP RUN.  
12609:ENDJOB
```

## CATALOG/FILE DESCRIPTION#- ON/EXCH29,S

10#M,R(AC) : ,8,16,12,30  
 20#IDENT:WPC964,ADDR/L/HELLIS H D 72498 EXCH29,S  
 30#LIMITS:15,,,9K  
 40#OPTION:WOMAP  
 50#COBOL:DFCK  
 60#PRMFL:C\*,W,S,WORKN/EXCH29.0  
 70#IDENTIFICATION DIVISION.  
 80#PROGRAM-ID, EXCH29.  
 90#ENVIRONMENT DIVISION.  
 100#CONFIGURATION SECTION.  
 110#SPECIAL-NAMES.  
 120#COMPILE ERRORS.  
 130#INPUT-OUTPUT SECTION.  
 140#FILE-CONTROL.  
 150#SELECT FILE-29 ASSIGN TO AA.  
 160#SELECT FILE-EXCH ASSIGN TO AB.  
 170#SELECT OTFILE ASSIGN TO BB,  
 180#I-O-CONTROL.  
 190#APPLY STANDARD ON FILE-29 FILE-EXCH OTFILE,6  
 200#DATA DIVISION.  
 210#FILE SECTION.  
 220#FD FILE-29  
 230#LABEL RECORDS STANDARD.  
 240: 1 REC-29.  
 250: 3 FILLER\PIC X(130).  
 260: FD FILE-EXCH  
 270#LABEL RECORDS STANDARD.  
 280: 1 EXCH-REC.  
 290: 3 FILLER\PIC X(48).  
 300: FD OTFILE  
 310#LABEL RECORDS STANDARD.  
 320: 1 OTREC.  
 330: 3 FILLER\PIC X(48).  
 340#WORKING-STORAGE SECTION.  
 350:77 CNT29\PIC 9(7) VALUE 0 COMP-1.  
 360:77 EXCNT\PIC 9(7) VALUE 0 COMP-1.  
 370:77 OTCNT\PIC 9(7) VALUE 0 COMP-1.  
 380:77 NOEXCNT\PIC 9(7) VALUE 0 COMP-1.  
 390:77 DISCNT\PIC 2(6)9.  
 400: 1 I-29.  
 410: 02 FILLER\PIC X(4).  
 420: 02 FSC-I\PIC X(4).  
 430: 02 FILLER\PIC X(9).  
 440: 02 HMC-I\PIC XX.  
 450: 02 ASSETS.  
 460: 3 SERB\PIC 9(6).  
 470: 3 SERC\PIC 9(6).  
 480: 3 SERA\PIC 9(6).  
 490: 3 SERI\PIC 9(6).  
 500: 3 UNSERB\PIC 9(6).  
 510: 3 UNSERC\PIC 9(6).  
 520: 3 UNSERA\PIC 9(6).  
 530: 3 UNSERI\PIC 9(6).  
 540: 3 UNSEPD\PIC 9(6).  
 550: 02 FILLER\PIC X(30).  
 560: 02 DOTN\PIC 9(6).  
 570: 02 FILLER\PIC X(21).

```

580: 01 EXEC.
590: 02 MEXREC.
600: 03 FILLER\PIC X(23).
610: 03 FSC-EX\PIC X(4).
620: 03 FILLER\PIC X.
630: 03 MHC-EX\PIC XX.
640: 03 FILLER\PIC X(12).
650: 02 STOCK\PIC 9(6).
660: 01 DATA-29.
670: 02 JET.8
680: 03 JA\PIC 9(6) COMP-1.
690: 03 JB\PIC 9(6) COMP-1.
700: 03 JC\PIC 9(6) COMP-1.
710: 03 JD\PIC 9(6) COMP-1.
720: 03 JE\PIC 9(6) COMP-1.
730: 03 JF\PIC 9(6) COMP-1.
740: 03 JG\PIC 9(6) COMP-1.
750: 03 JH\PIC 9(6) COMP-1.
760: 03 JI\PIC 9(6) COMP-1.
770: 02 JDO\PIC 9(6) COMP-1.
780: 02 JDI\PIC 9(6) COMP-1.
790: 02 JSL\PIC 9(6) COMP-1.
800: 02 JJ\PIC 9(6) COMP-1.
810: 01 HOLD-REC.
820: 02 HEX-REC.
830: 03 FILLER\PIC X(23).
840: 03 FSC-EX\PIC X(4).
850: 03 FILLER\PIC X.
860: 03 MHC-EX\PIC XX.
870: 03 FILLER\PIC X(12).
880: 02 STK\PIC 9(6).
890: PROCEDURE DIVISION.
900: START-0.
910: OPEN INPUT FILE-29 FILE-EXCH OUTPUT OTFILE.
920: READ-10.
930: READ FILE-EXCH AT END GO TO END-90.
940: ADD 1 TO EXCNT.
950: MOVE EXCH-REC TO EXEC.
960: READ-20.
970: READ FILE-29 AT END GO TO END-CHECK.
980: ADD 1 TO CNT29.
990: MOVE REC-29 TO I-29.
1000: IF FSC-I = FSC-EX AND MHC-I = MHC-EX
1010: MOVE ASSETS TO JET MOVE DOTH TO JDO
1020: MOVE STOCK TO JDI GO TO ENTER-30.
1030: ADD 1 TO NOEXCNT.
1040: GO TO READ-20.
1050: ENTER-30.
1060: ADD JA JB JC JD JE JF JG JH JI GIVING JJ.
1070: COMPUTE JSL = JJ + JDI - JDO
1080: MOVE JSL TO STOCK.
1090: MOVE EXEC TO HOLD-REC.
1100: WRITE OTREC FROM EXEC.
1110: ADD 1 TO OTCNT.
1120: COMPARE-0.
1130: PERFORM READ-10.
1140: IF FSC-EX = FSC AND MHC-EX = MHC
1150: MOVE MEXREC TO HEX-REC
1160: WRITE O2REC FROM HOLD-REC.
1170: ADD 1 TO OTCNT

```

```
1180\GO TO COMPAR-40.
1190\GO TO READ-20.
1200\FND-CHECK.
1210\WRITE OTREC FROM EXREC.
1220\ADD 1 TO OTCNT.
1230\PERFORM READ-10.
1240\MOVE C TO CNT29.
1250\CLOSE FILE-29.
1260\OPEN INPUT FILE-29.
1270\GO TO READ-20.
1280\END-90.
1290\MOVE CNT29 TO DISCNT.
1300\DISPLAY "NO. OF 29 REC READ = " DISCNT.
1310\MOVE EXCNT TO DISCNT.
1320\DISPLAY "NO. OF EXCH REC READ = " DISCNT.
1330\MOVE NOEXCNT TO DISCNT.
1340\DISPLAY "NO. OF NON-MATCH 29 REC = " DISCNT.
1350\MOVE OTCNT TO DISCNT.
1360\DISPLAY "NO. OF REC WRITTEN = " DISCNT.
1370\CLOSE FILE-29 FILE=EXCH OTFILE.
1380\STOP RUN.
1390\ENDJOB
```

## CATALOG/FILE DESCRIPTION= WORKN/EX1229.R

```

10##N.R(AC)
20$:IDENT:WFO764,ADDRL/HILLIS R D 72498 EX1229.R
30$:LIMITS:15,,,9K
40$:SMAP:NDECK
50:600SM
60:SORT:INOUT,,24
70:FIELD:(C2,C2,C4,C9,C2)
80:SEQ:(A2,A3,A5)
90:PICK:SELECT,(2),(=4H OC)
100:PILCB:INOUT,*,2
110:END
120$:EXECUTE
130$:LIMITS:15,,,2K
140$:TAPE:SA,X1DD,,75501,,DOB12
150$:FILE:S1,S1R,100R
160$:FILE:S2,S2R,100R
170$:FILE:S3,S3R,100R
180$:FILE:S4,S4R,100R
190$:FILE:S5,S5R,100R
200$:FILE:S6,S6R,100R
210$:TAPE:SZ,X2SD
220$:OPTION:COBOL,NOMAP
230$:SELECT:WORKN/EXCH12;0
240$:EXECUTE
250$:LIMITS:15,,,2K
260$:TAPE:AA,X2SD
270$:PRMPL:18,R,S,WORKN/EXCH
280$:FILE:BB,B1S,1L
290$:SMAP:NDECK
300:630SM
310:SORT:INOUT,,22
320:FIELD:(C2,C2,C4,C9,C2)
330:SEQ:(A2,A3,A5)
340:PICK:SELECT,(2),(=4H OC)
350:PILCB:INOUT,*,2
360:END
370$:EXECUTE
380$:LIMITS:15,,,2K
390$:TAPE:SA,XJDD,,74472,,DOB29
400$:FILE:S1,S1R,100R
410$:FILE:S2,S2R,100R
420$:FILE:S3,S3R,100R
430$:FILE:S4,S4R,100R
440$:FILE:S5,S5R,100R
450$:FILE:S6,S6R,100R
460$:TAPE:SZ,X2SD
470$:OPTION:COBOL,NOMAP
480$:SELECT:WORKN/EXCH29;0
490$:EXECUTE
500$:LIMITS:15,,,2K
510$:TAPE:AA,X2SD
520$:FILE:AB,B1R,1L
530$:PRMPL:BB,W,S,WORKN/EXCH
540$:ENDJOB

```

---

 CATALOG/FILE DESCRIPTION= OH/EXAMIN.S
 

---

10##N,R(AC) : ,8,16/A,12,30  
 20S:IDENT:WP0964,ADDRL/ILLIS H D 72498 EXAMIN.S  
 30S:LIMITS:15,,,9K  
 40S:OPTION:WOMAP  
 50S:COBOL:DECK  
 60S:PRRFL:C\*,W,S,WORKN/EXAMIN.O  
 70:IDENTIFICATION DIVISION,  
 80:PROGRAM-ID. EXAMIN.  
 90:ENVIRONMENT DIVISION,  
 100:CONFIGURATION SECTION,  
 110:SPECIAL-NAMES,  
 120\COMPILE ERRORS,  
 130:INPUT-OUTPUT SECTION,  
 140:FILE-CONTROL,  
 150\SELECT INFILE ASSIGN TO AA,  
 160\SELECT OT ASSIGN TO BB,  
 170:I-O-CONTROL,  
 180\APPLY STANDARD ON I'FILE DT.  
 190:DATA DIVISION,  
 200:FILE SECTION,  
 210:FD INFILE  
 220\LABEL RECORDS STANDARD.  
 230: 1 INREC,  
 240\ 3 FILLER\PIC X(48).  
 250:FD OT  
 260\LABEL RECORDS STANDARD.  
 270: 1 OTREC.  
 280\ 3 FILLER\PIC X(48).  
 290:WORKING-STORAGE SECTION,  
 300:77 INCNTPIC 9(7) VALUE 0 COMP-1,  
 310:77 OTCNT\PIC 9(7) VALUE 0 COMP-1,  
 320:77 DISCNT\PIC Z(6)9,  
 330:77 TECHK\PIC XX,  
 340\88 CODE VALUES "1A" "2A" "3A" "4A" "5A" "1B" "2B"  
 350\ "3B" "4B" "5B" "1C" "2C" "3C" "4C" "5C" "1D" "2D" "3D"  
 360\ "4D" "5D" "1E" "2E" "3E" "4E" "5E" "1X" "2X" "3X" "4X"  
 370\ "5X" "7M" "7Z",  
 380: 1 IRFC,  
 390\ 3 FILLER\PIC X(40).  
 400\ 3 IEC\PIC XX,  
 410\ 3 FILLER\PIC X(6).  
 420:PROCEDURE DIVISION.  
 430:START-O.  
 440\OPEN INPUT INFILE OUTPUT OT.  
 450:READ-10,  
 460\READ INFILE AT END GO TO END-90.  
 470\ADD 1 TO INCNT,  
 480\MOVE INREC TO IREC,  
 490:MOVE-20,  
 500\MOVE IFC TO IECHK.  
 510\IF CODE GO TO WRITE-30,  
 520\MOVE "ZZ" TO IEC.  
 530:WRITE-30,  
 540\WRITE OTREC FROM IRFC.  
 550\ADD 1 TO OTCNT,  
 560\GO TO READ-10,  
 570:END-90.

```
580\MOVE INCNT TO DISCNT.  
590\DISPLAY "NO. OF REC READ = " DISCNT.  
600\MOVE OTCNT TO DISCNT.  
610\DISPLAY "NO. OF REC WRITTEN = " DISCNT.  
620\CLOSE INFILE OT .  
630\STOP RUN.  
640$;ENDJOB
```

---

 CATALOG/FILE DESCRIPTION= ON/EXALL.S
 

---

10##H,R(AC) : ,8,16, \,12,30  
 20S:IDENT:WPC964,ADDR/L/HILLIS H'D 72498 EXALL.S  
 30S:LIMITS:15,,,9K  
 40S:OPTION:WOMAP  
 50S:COBOL:DECK  
 60S:PRMFL:CT,W,S,WORKN/EXALL,0  
 70:IDENTIFICATION DIVISION.  
 80:PROGRAM-ID. EXALL.  
 90:ENVIRONMENT DIVISION.  
 100:CONFIGURATION SECTION.  
 110:SPECIAL-NAMES.  
 120\COMPILE ERRORS.  
 130:INPUT-OUTPUT SECTION.  
 140:FILE-CONTROL.  
 150\SELECT INFILE ASSIGN TO AA.  
 160\SELECT OTFILE ASSIGN TO BB.  
 170:I-O-CONTROL.  
 180\APPLY STANDARD ON INFILE OTFILE.  
 190:DATA DIVISION.  
 200:FILE SECTION.  
 210:FD INFILE  
 220\LABEL RECORDS STANDARD.  
 230: 1 INREC.  
 240\ 3 FILLER\PIC X(40).  
 250:FD OTFILE  
 260\LABEL RECORDS STANDARD.  
 270: 1 OTPIC.  
 280\ 3 FILLER\PIC X(36).  
 290:WORKING-STORAGE SECTION.  
 300:77 INCNT\PIC 9(7) VALUE 0 COMP-1.  
 310:77 CTCNT\PIC 9(7) VALUE 0 COMP-1.  
 320:77 DISCNT\PIC 2(6)9.  
 330:77 SUMPRI\PIC 999 VALUE 0 COMP-1.  
 340:77 SUB\PIC 99 VALUE 0 COMP-1.  
 350: 1 TAPPPI.  
 360\ 3 ELEPRI\PIC 999 OCCURS 9 COMP-1.  
 370: 1 CREC.  
 380\ 3 OLDREC\PIC X(23).  
 390\ 3 D-O\PIC 9(7).  
 400\ 3 PPIC\PIC 99.  
 410\ 3 FILLER\PIC X(4).  
 420: 1 IREC.  
 430\ 3 INFOLD\PIC X(23).  
 440\ 3 FILLER\PIC X(10).  
 450\ 3 D-I\PIC 9(7).  
 460\ 3 IEC.  
 470\ 05 FILLFR\PIC X.  
 480\ 05 ALPHA\PIC X.  
 490\ 3 FILLFR\PIC X(6).  
 500:PROCEDURE DIVISION.  
 510:START-0.  
 520\OPEN INPUT INFILE OUTPUT OTFILE.  
 530:INITIAL=10.  
 540\ADD 1 TO SUB.  
 550\IF SUB > 9 GO TO READ=20.  
 560\MOVE SUMPRI TO ELEPRI (SU9).  
 570\ADD 10 TO SUMPRI.

---

```
580\GO TO INITIAL-10.  
590:READ-20.  
600\READ INFILE AT END 10 TO END-90.  
610\ADD 1 TO INCNT.  
620\MOVE INREC TO IREC.  
630:CHKIEC-30.  
64C\IF IEC = "ZZ" ADD 1 TO ELPRI (9)  
650\MOVE ELPRI (9) TO PPIC MOVE INFOLD TO OLDREC  
660\MOVE D-I TO D-O WRITE OTREC FROM OREC  
670\ADD 1 TO OTCNT GO TO READ-20.  
680\IF ALPHA = "A" MOVE 1 TO SUB.  
690\IF ALPHA = "B" MOVE 2 TO SUB.  
700\IF ALPHA = "C" MOVE 3 TO SUB.  
710\IF ALPHA = "D" MOVE 4 TO SUB.  
720\IF ALPHA = "E" MOVE 5 TO SUB.  
730\IF ALPHA = "X" MOVE 6 TO SUB.  
740\IF ALPHA = "M" MOVE 7 TO SUB.  
750\IF ALPHA = "Z" MOVE 8 TO SUB.  
760\ADD 1 TO ELPRI (SUB).  
770\MOVE D-I TO D-O.  
780\MOVE ELPRI (SUB) TO PPIC.  
790\MOVE INFOLD TO OLDREC.  
800\WRITE OTREC FROM OREC.  
810\ADD 1 TO OTCNT.  
820\GO TO READ-20.  
830:END-90.  
840\MOVE INCNT TO DISCNT.  
850\DISPLAY "NO. OF REC READ = " DISCNT.  
860\MOVE OTCNT TO DISCNT.  
870\DISPLAY "NO. OF REC WRITTEN = " DISCNT.  
880\CLOSE INFILE ODFILE.  
890\STOP RUN.  
900$:ENDJOB
```

## CATALOG/FILE DESCRIPTION= WORKN/ALLMER,R

```

10##N,R(AC)
20S:IDENT:WPO964,ADDRL/HILLIS & D 72498 ALLMER,R
30S:LIMITS:15,,,9K
40S:OPTION:COBOL,NOMAP
50S:SELECT:WORKN/EXAMIN,O
60S:EXECUTE
70S:LIMITS:15,,,2K
80S:PRMPL:AA,R,S,WORKN/EXCH
90S:FILE:BB,B1S,2L
100S:OPTION:NOMAP
110S:MAP:INDEX
120:6JOSH
130:SORT:INOUT,,8
140:FIELD:(C4,C2,C6)
150:SEQ:(A2,A3)
160:FILCB:INOUT,,2
170:END
180S:EXECUTE
190S:FILE:SA,B1R,2L
200S:FILE:S1,S1R,1R
210S:FILE:S2,S2R,1R
220S:FILE:S3,S3R,1R
230S:PRMPL:SZ,W,S,WORKN/EXCH
240S:OPTION:COBOL,NOMAP
250S:SELECT:WORKN/EXALL,O
260S:EXECUTE
270S:LIMITS:15,,,2K
280S:PRMPL:AA,R,S,WORKN/EXCH
290S:FILE:DD,S2S,2L
300S:OPTION:NOMAP
310S:MAP:INDEX
320:6JOSH
330:SORT:INOUT,,6
340:FIELD:(C4,C1,C2,C2,C21,C2,C4)
350:SEQ:(A6,A3,A1)
360:FILCB:INOUT,,2
370:END
380S:EXECUTE
390S:FILE:SA,B2R,2L
400S:FILE:S1,S1R,1R
410S:FILE:S2,S2R,1R
420S:FILE:S3,S3R,1R
430S:FILE:SZ,S3S,2L
440S:OPTION:NOMAP
450S:MAP:INDEX
460:6JOSH
470:SORT:INOUT,,6
480:FIELD:(C4,C1,C2,C2,C21,C2,C4)
490:SEQ:(A6,A3,A1)
500:FILCB:INOUT,,2
510:END
520S:EXECUTE
530S:PRMPL:SA,R,S,WORKN/ONEI
540S:FILE:S4,S4R,1R
550S:FILE:S5,S5R,1R
560S:FILE:S6,S6R,1R
570S:FILE:SZ,A1S,2L

```

```
580S:OPTION:WOMAP  
590S:ZMAP:NDECK  
600:GJOSH  
610:MERGE:INOUT  
620:FIELD:(C4,C1,C2,C2,C21,C2,C4)  
630:SEQ:(A6,A3,A1)  
640:PILCB:INOUT,**,2  
650:END  
660S:EXECUTE  
670S:FILE:SA,A1R,2L  
680S:FILE:SB,B3R,2L  
690S:PRMFL:SZ,W,S,WORKN/DPHF  
700S:OPTION:PCB  
710S:SELECT:WORKN/LISTV2,0  
720S:EXECUTE  
730S:LIMITS:,5K  
7400270  
750S:PRMFL:07,R,S,WORKN/DPHF  
760S:REMOTE:06.AC  
770S:ENDJOB
```

## CATALOG/FILE DESCRIPTION= ON/FUND,3

10##M.R(AC) :.8,16; \.12,3J  
 20\$IDENT:KP0964,ADDRL/HILLIS H D 72498 FUND,2  
 30\$LIMITS:15,,,9K  
 40\$OPTION:NONAP  
 50\$COBOL:DECK  
 60\$PRMPL:C\*,W,S,WORKN/FUND,0  
 70\$IDENTIFICATION DIVISION,  
 80\$PROGRAM-ID. FUND.  
 90\$ENVIRONMENT DIVISION,  
 100\$CONFIGURATION SECTION,  
 110\$SPECIAL-NAMES,  
 120\$COMPILE ERRORS,  
 130\$FILE-CONTROL,  
 140\$SELECT INFILE ASSIGN TO AA,  
 150\$SELECT OTFILE ASSIGN TO BB,  
 160\$I-O-CONTROL,  
 170\$APPLY STANDARD ON INFILE OTFILE.  
 180\$DATA DIVISION,  
 190\$FILE SECTION,  
 200\$FD INFILE  
 210\$LABEL RECORDS STANDARD,  
 220\$ 1 INREC.  
 230\$ 3 FILLER\PIC X(36),  
 240\$FD OTFILE  
 250\$LABEL RECORDS STANDARD,  
 260\$ 1 OTREC.  
 270\$ 3 FILLER\PIC X(42),  
 280\$WORKING-STORAGE SECTION,  
 290\$77 INCNT\PIC 9(7) VALUE 0 COMP-1,  
 300\$77 OTCNT\PIC 9(7) VALUE 0 COMP-1,  
 310\$77 DISCNT\PIC 2(6)9,  
 320\$77 BUDGET\PIC 9(8) COMP-1,  
 330\$77 PEQNT\PIC 9(7) COMP-1,  
 340\$77 NOCNT\PIC 9(7) VALUE 0 COMP-1,  
 350\$ 1 IREC.  
 360\$ 3 IDI\PIC X(23),  
 370\$ 3 REQ\PIC 9(7),  
 380\$ 3 PFC\PIC XX,  
 390\$ 3 FILLER\PIC X(4),  
 400\$ 1 OREC.  
 410\$ 3 IDO\PIC X(23),  
 420\$ 3 D\PIC 9(7),  
 430\$ 3 PRN\PIC XX,  
 440\$ 3 FUND\PIC 9(7),  
 450\$ 3 FILLFR\PIC XXX,  
 460\$ 1 BUDALL,  
 470\$ 3 BUD\PIC 9(8),  
 480\$PROCEDURE DIVISION,  
 490\$START-0.  
 500\$OPEN INPUT INFILE OUTPUT OTFILE.  
 510\$ACCEPT BUDALL.  
 520\$DISPLAY "TOTAL BUDGET AMOUNT = " BUD,  
 530\$MOVE BUD TO BUDGET,  
 540\$READ-10.  
 550\$READ INFILE AT END GO TO END-90.  
 560\$ADD 1 TO INCNT,  
 570\$MOVE INREC TO IREC.

```
580\EXAMINE REQ REPLACING ALL " " BY "0",
590\MOVE REQ TO REQMT.
600:ALL-20.
610\MOVE IDI TO IDO MOVE REQMT TO D.
620\MOVE PPIC TO PRI.
630\IF PPIC = "00" MOVE 0 TO FUND
640\ADD 1 TO CTCNT
650\WRITE CTRFC FROM OREC GO TO READ-10.
660\IF BUDGET = C MOVE BUDGET TO FUND
670\ADD 1 TO NOCNT WRITE CTREC FROM OREC
680\GO TO READ-10.
690\IF BUDGET < REQMT MOVE BUDGET TO FUND
700\MOVE BUDGET TO BUD MOVE REQMT TO REQ
710\DISPLAY "BUDGET AMT = " BUD "IS LESS THAN"
720\ REQMT = " REQ "FOR THIS PC " IREC.
730\MOVE 0 TO BUDGET ADD 1 TO CTCNT
740\WRITE CTRFC FROM OREC GO TO READ-10.
750\SUBTRACT REQMT FROM BUDGET.
760\MOVE REQMT TO FUND.
770\ADD 1 TO CTCNT.
780\WRITE CTREC FROM OREC.
790\GO TO READ-10.
800:END-90.
810\MOVE INCNT TO DISCNT.
820\DISPLAY "NO. OF REC READ = " DISCNT.
830\MOVE CTCNT TO DISCNT.
840\DISPLAY "NO. OF PC FUNDED = " DISCNT.
850\MOVE NOCNT TO DISCNT.
860\DISPLAY "NO. OF PC NOT FUNDED = " DISCNT.
870\CLOSE INFILE OTRFILE.
880\STOP RUN.
890:ENDJOB
```

## CATALOG/FILE DESCRIPTION= OM/FUNREP.S

10#N.R(AC) 1,8,16,12,30  
 20S:IDENT:WP0964,ADDEL/HILLIS H D 72498 FUNREP.S  
 30S:LIMITS:15,,,9K  
 40S:OPTION:NOMAP  
 50S:COBOL:DECK  
 60S:PRMFL:C\*,V,S,WORKN/FUNREP,0  
 70:IDENTIFICATION DIVISION.  
 80:PROGRAM-ID, FUND.  
 90:ENVIRONMENT DIVISION.  
 100:CONFIGURATION SECTION.  
 110:SPECIAL-NAMES.  
 120\COMPILE ERRORS.  
 130:FILE-CONTROL.  
 140\SELECT INFILE ASSIGN TO AA.  
 150\SELECT REFFILE ASSIGN TO BB FOR LISTING.  
 160\SELECT SUMFILE ASSIGN TO CC FOR LISTING.  
 170:I-O-CONTROL.  
 180\APPLY STANDARD OM INFILE REFFILE SUMFILE.  
 190:DATA DIVISION.  
 200:FILE SECTION.  
 210:FD INFILE  
 220\LABEL RECORDS STANDARD.  
 230: 1 INREC.  
 240\ 3 FILLFR\PIC\_X(42).  
 250:FD REFFILE  
 260\LABEL RECORDS STANDARD.  
 270\REPORT IS FUND-REPORT.  
 280:FD SUMFILE  
 290\LABEL RECORDS ARE STANDARD  
 300\REPORT IS WFN-SUM.  
 310:WORKING-STORAGE SECTION.  
 320:77 INCR\PIC 9(7) VALUE 0 COMP-1.  
 330:77 OTCNT\PIC 9(7) VALUE 0 COMP-1.  
 340:77 DISCNT\PIC Z(6)9.  
 350:77 TALC\PIC X.  
 360:77 SUB1\PIC 99 VALUE 0 COMP-1.  
 370:77 SUB2\PIC 9 VALUE 0 COMP-1.  
 380:77 TABR\PIC X.  
 390\88 ARGCC\VALUE "A" "B".  
 400\88 MRGCC\VALUE "C" "D".  
 410\88 ERGCC\VALUE "E" "F".  
 420\88 DRGCC\VALUE "G" "H".  
 430\88 EXRGC\VALUE "J" "K" "L".  
 440\88 ABMRGC\VALUE "M" "N" "P" "R" "S".  
 450: 1 TSUM.  
 460: 02 T' OCCURS 8.  
 470\ 3 ABSUM\PIC 9(7) COMP-1 OCCURS 4.  
 480\ 3 CDSUM\PIC 9(7) COMP-1 OCCURS 4.  
 490\ 3 EFSUM\PIC 9(7) COMP-1 OCCURS 4.  
 500\ 3 GHSUM\PIC 9(7) COMP-1 OCCURS 4.  
 510\ 3 JKSUM\PIC 9(7) COMP-1 OCCURS 4.  
 520\ 3 ARSUM\PIC 9(7) COMP-1 OCCURS 4.  
 530\ 3 TOTSUM\PIC 9(7) COMP-1 OCCURS 4.  
 540: 1 W1.  
 550\ 3 FILLER\PIC X(14) VALUE "FGLHLGFLJHBFBJ".  
 560: 1 WS REDFINES W1.  
 570\ 3 WS-T\PIC XX OCCURS 7.

580:01 TWBS.  
 590:03 FILLER\PIC X.  
 600:03 WBS\PIC XX.  
 610:03 FILLER\PIC XX.  
 620:01 WPNTAB.  
 630:03 FILLER\PIC X(40) VALUE  
 640:"B52 C5 C13 C135 C141 F4 P111 TOTAL".  
 650:01 W-T REDEFINES WPNTAB.  
 660:03 WPN\PIC X(5) OCCURS 8.  
 670:01 TYPTAB.  
 680:03 FILLER\PIC X(24) VALUE. "REQ VAL X %TOTAL".  
 690:01 T-B REDEFINES TYPTAB.  
 700:03 TYP\PIC X(6) OCCURS 4.  
 710:01 IREC.  
 720:03 PC.  
 730:05 ALC\PIC X.  
 740:05 FILLER\PIC XXX.  
 750:03 WBS\PIC X(5).  
 760:03 CUS\PIC XXX.  
 770:03 RGC\PIC X.  
 780:03 MDS\PIC X(11).  
 790:03 REQ\PIC 9(7).  
 800:03 PPIC\PIC XX.  
 810:03 VAL\PIC 9(7).  
 820:03 FILLER\PIC XXX.  
 830:01 DATEIN\PIC X(9).  
 840:REPORT SECTION.  
 850:RD FUND-REPORT  
 860:CONTROLS ARE TALC  
 870:PAGE LIMIT IS 55 LINES  
 880:HEADING 1  
 890:FIRST DETAIL 6.  
 900:01 TYPE IS CONTROL FOOTING TALC NEXT GROUP IS NEXT PAGE.  
 910:02 LINE PLUS 01.  
 920:01 TYPE IS PAGE HEADING.  
 930:02 LINE PLUS 01.  
 940:03 COLUMN 40\SIZE 42 VALUE  
 950:"DPEM AUTOMATED FUNDING ALLOCATION TEST FOR".  
 960:03 COLUMN 83\PIC X(9) SOURCE DATEIN.  
 970:03 COLUMN 122\SIZE 4 VALUE "PAGE".  
 980:03 COLUMN 127 PIC ZZZ9 SOURCE PAGE-COUNTER OF FUND-REPORT.  
 990:02 LINE PLUS 04.  
 1000:03 COLUMN 27\SIZE 16 VALUE "PC RGC MDS".  
 1010:03 COLUMN 52\SIZE 53 VALUE  
 1020:"CUS WBS ALC REQ (5000) AFLC VAL (5000) PPIC".  
 1030:01 RL TYPE DE LINE PLUS 01.  
 1040:03 COLUMN 26\PIC X(4) SOURCE PC.  
 1050:03 COLUMN 34\PIC X SOURCE RGC.  
 1060:03 COLUMN 39\PIC X(1) SOURCE MDS.  
 1070:03 COLUMN 52\PIC XXX SOURCE CUS.  
 1080:03 COLUMN 58\PIC X(5) SOURCE WBS.  
 1090:03 COLUMN 66\PIC Z,ZZZ,ZZ9 SOURCE REQ.  
 1100:03 COLUMN 84\PIC Z,ZZZ,ZZ9 SOURCE VAL.  
 1110:03 COLUMN 102\PIC XX SOURCE PPIC.  
 1120:PD WPN-SUM  
 1130:PAGE LIMIT IS 55 LINES  
 1140:HEADING 1  
 1150:FIRST DETAIL 6.  
 1160:01 TYPE IS PH.  
 1170:02 LINE PLUS 01.

```

1180\03 COLUMN 43\SIZE 46 VALUE
1190\VALIDATION SUMMARY FOR "SELECTED WEAPON SYSTEMS".
1200: 02 LINE PLUS 01.
1210\03 COLUMN 10\PIC X(9) SOURCE DATEIN.
1220\03 COLUMN 122\SIZE 4 VALUE "PAGE".
1230\03 COLUMN 127\PIC ZZZ9 SOURCE PAGE-COUNTER OF WPN-SUM.
1240: 02 LINE PLUS 02.
1250\03 COLUMN 16\SIZE 3 VALUE "WPN".
1260\03 COLUMN 33\SIZE 9 VALUE "AIRCRAFT".
1270\03 COLUMN 40\SIZE 7 VALUE "MISSILE".
1280\03 COLUMN 59\SIZE 9 VALUE "ENGINE".
1290\03 COLUMN 72\SIZE 4 VALUE "ONEI".
1300\03 COLUMN 84\SIZE 9 VALUE "EXCH".
1310\03 COLUMN 96\SIZE 9 VALUE "A/B/H".
1320\03 COLUMN 107\SIZE 5 VALUE "TOTAL".
1330:01 SI TYPE DE LINE PLUS 02.
1340\03 COLUMN 16\PIC X(5) SOURCE WPN (SUB1).
1350\03 COLUMN 24\PIC X(6) SOURCE TYP (SUB2).
1360\03 COLUMN 33\PIC Z,ZZZ,ZZ9 SOURCE ASSUM (SUB1,SUB2).
1370\03 COLUMN 45\PIC Z,ZZZ,ZZ9 SOURCE CDSUM (SUB1,SUB2).
1380\03 COLUMN 57\PIC Z,ZZZ,ZZ9 SOURCE EFSUM (SUB1,SUB2).
1390\03 COLUMN 69\PIC Z,ZZZ,ZZ9 SOURCE GHSUM (SUB1,SUB2).
1400\03 COLUMN 81\PIC Z,ZZZ,ZZ9 SOURCE JKLSUM (SUB1,SUB2).
1410\03 COLUMN 93\PIC Z,ZZZ,ZZ9 SOURCE ABMSUM (SUB1,SUB2).
1420\03 COLUMN 105\PIC Z,ZZZ,ZZ9 SOURCE TOTSUM (SUB1,SUB2).
1430:PROCEDURE DIVISION.
1440:START=3.
1450\OPEN INPUT INFILE OUTPUT REFFILE SUMFILE.
1460\INITIATE ALL.
1470\ACCEPT DATEIN.
1480\MOVE Z=0 TO T=0.
1490\REAL=10.
1500\READ INFILE AT END GO TO END-90.
1510\ADD 1 TO INCNT.
1520\MOVE INREC TO IREC.
1530\MOVE ALC TO TALC.
1540\MOVE RGC TO TABR.
1550\MOVE WBS TO TWBS.
1560\MOVE 1 TO SUB1.
1570\NS=20.
1580\IF PPIC = "00" GO TO GEN=40.
1590\IF WBS = WS-T (SUB1) GO TO RG-30.
1600\ADD 1 TO SUB1.
1610\IF SUB1 > 7 GO TO GEN=40.
1620\GO TO WS-20.
1630:RG-30.
1640\IF ARGCC ADD REQ TO ASSUM (SUB1,1)
1650\ADD VAL TO ASSUM (SUB1,2).
1660\IF MRGC ADD REQ TO CDSUM (SUB1,1)
1670\ADD VAL TO CDSUM (SUB1,2).
1680\IF ERGC ADD REQ TO EFSUM (SUB1,1)
1690\ADD VAL TO EFSUM (SUB1,2).
1700\IF OPGC ADD REQ TO GHSUM (SUB1,1)
1710\ADD VAL TO GHSUM (SUB1,2).
1720\IF EXRGC ADD REQ TO JKLSUM (SUB1,1)
1730\ADD VAL TO JKLSUM (SUB1,2).
1740\IF ARMPCG ADD REQ TO ABMSUM (SUB1,1)
1750\ADD VAL TO ABMSUM (SUB1,2).
1760:GEN=40.
1770\GENERATE RL.

```

```

1780\ADD 1 TO OTCNT.
1790\GO TO READ-10.
1800\END-90.
1810\TERMINATE FUND-REPORT.
1820\CLOSE INFILE REFFILE.
1830\MOVE INCNT TO DISCNT.
1840\DISPLAY "NO. OF REC READ = " DISCNT.
1850\MOVE OTCNT TO DISCNT.
1860\DISPLAY "NO. OF REC WRITTEN = " DISCNT.
1870\MOVE 1 TO SUB1 SUB2.
1880\PER-100.
1890\IF SUB2 > 2 MOVE 1 TO SUB1 SUB2 GO TO PERTOT-120.
1900\PERFORM ADD-110.
1910\ADD 1 TO SUB1.
1920\IF SUB1 > 7 MOVE 1 TO SUB1 ADD 1 TO SUB2.
1930\GO TO PER-100.
1940\ADD-110.
1950\ADD ABSUM (SUB1,SUB2) CDSUM (SUB1,SUB2)
1960\EFSUM (SUB1,SUB2) JKSUM (SUB1,SUB2) JKLSUM (SUB1,SUB2)
1970\ABMSUM (SUB1,SUB2) GIVING TOTSUM (SUB1,SUB2).
1980\PERTOT-120.
1990\IF SUB2 > 2 MOVE 1 TO SUB1 GO TO PERCEN-150.
2000\PERFORM ADD-130.
2010\ADD 1 TO SUB1.
2020\IF SUB1 > 7 MOVE 1 TO SUB1 ADD 1 TO SUB2.
2030\GO TO PERTOT-120.
2040\ADD-130.
2050\ADD ABSUM (SUB1,SUB2) TO ABSUM (8,SUB2).
2060\ADD CDSUM (SUB1,SUB2) TO CDSUM (8,SUB2).
2070\ADD EFSUM (SUB1,SUB2) TO EFSUM (8,SUB2).
2080\ADD JKLSUM (SUB1,SUB2) TO JKLSUM (8,SUB2).
2090\ADD JKLSUM (SUB1,SUB2) TO JKLSUM (8,SUB2).
2100\ADD ABMSUM (SUB1,SUB2) TO ABMSUM (8,SUB2).
2110\ADD TOTSUM (SUB1,SUB2) TO TOTSUM (8,SUB2).
2120\AB-140.
2130\IF ABSUM (SUB1,1) = 0 MOVE 0 TO ABSUM (SUB1,3)
2140\GO TO CD-141.
2150\COMPUTE ABSUM (SUB1,3) ROUNDED = ABSUM (SUB1,2) /
2160\ABSUM (SUB1,1) * 100.
2170\CD-141.
2180\IF CDSUM (SUB1,1) = 0 MOVE 0 TO CDSUM (SUB1,3)
2190\GO TO EF-142.
2200\COMPUTE CDSUM (SUB1,3) ROUNDED = CDSUM (SUB1,2) /
2210\CDSUM (SUB1,1) * 100.
2220\EF-142.
2230\IF EFSUM (SUB1,1) = 0 MOVE 0 TO EFSUM (SUB1,3)
2240\GO TO GH-143.
2250\COMPUTE EFSUM (SUB1,3) ROUNDED = EFSUM (SUB1,2) /
2260\EFSUM (SUB1,1) * 100.
2270\GH-143.
2280\IF GHSUM (SUB1,1) = 0 MOVE 0 TO GHSUM (SUB1,3)
2290\GO TO JKL-144.
2300\COMPUTE GHSUM (SUB1,3) ROUNDED = GHSUM (SUB1,2) /
2310\GHSUM (SUB1,1) * 100.
2320\JKL-144.
2330\IF JKLSUM (SUB1,1) = 0 MOVE 0 TO JKLSUM (SUB1,3)
2340\GO TO ABM-145.
2350\COMPUTE JKLSUM (SUB1,3) ROUNDED = JKLSUM (SUB1,2) /
2360\JKLSUM (SUB1,1) * 100.
2370\ABM-145.

```

```
2380\IF ABMSUM (SUB1,1) = 0 MOVE 0 TO ABMSUM (SUB1,3)
2390\GO TO TOT-146.
2400\COMPUTE ABMSUM (SUB1,3) ROUNDED = ABMSUM (SUB1,2) /
2410\ABMSUM (SUB1,1) * 100.
2420\TOT-146.
2430\IF TOTSUM (SUB1,1) = 0 MOVE 0 TO TOTSUM (SUB1,3)
2440\GO TO GTOT-147.
2450\COMPUTE TOTSUM (SUB1,3) ROUNDED = TOTSUM (SUB1,2) /
2460\TOTSUM (SUB1,1) * 100.
2470\GTOT-147.
2480\IF TOTSUM (SUB1,2) = 0 MOVE 0 TO ABSUM (SUB1,4)
2490\CDSUM (SUB1,4) EFSUM (SUB1,4) GHSUM (SUB1,4)
2500\JKLSUM (SUB1,4) ABMSUM (SUB1,4) TOTSUM (SUB1,4)
2510\GO TO EXIT-148.
2520\COMPUTE ABSUM (SUB1,4) ROUNDED = ABSUM (SUB1,2) /
2530\TOTSUM (SUB1,2) * 100.
2540\COMPUTE CDSUM (SUB1,4) ROUNDED = CDSUM (SUB1,2) /
2550\TOTSUM (SUB1,2) * 100.
2560\COMPUTE EFSUM (SUB1,4) ROUNDED = EFSUM (SUB1,2) /
2570\TOTSUM (SUB1,2) * 100.
2580\COMPUTE GHSUM (SUB1,4) ROUNDED = GHSUM (SUB1,2) /
2590\TOTSUM (SUB1,2) * 100.
2600\COMPUTE JKLSUM (SUB1,4) ROUNDED = JKLSUM (SUB2,2) /
2610\TOTSUM (SUB1,2) * 100.
2620\COMPUTE ABMSUM (SUB1,4) ROUNDED = ABMSUM (SUB1,2) /
2630\TOTSUM (SUB1,2) * 100.
2640\COMPUTE TOTSUM (SUB1,4) ROUNDED = TOTSUM (SUB1,2) /
2650\TOTSUM (SUB1,2) * 100.
2660\EXIT-148.
2670\EXIT.
2680\PERCEN=150.
2690\PERFORM AB-147 THRU EXIT-148.
2700\ADD 1 TO SUB1.
2710\IF SUB1 > 8 MOVE 1 TO SUB1 SUB2 GO TO GEN-160.
2720\GO TO PERCEN=150.
2730\GEN-160.
2740\GENERATE S1.
2750\ADD 1 TO SUB2.
2760\IF SUB2 > 4 MOVE 1 TO SUB2 ADD 1 TO SUB1.
2770\IF SUB1 > 8 GO TO END-170.
2780\GO TO GEN-160.
2790\END-170.
2800\TERMINATE WPN-SUM.
2810\CLOSE SUMFILE.
2820\STOP RUN.
2830$ENDJOB
```

## CATALOG/FILE DESCRIPTION= WORKN/DAN,R

```
10##N,R(AC)
20S:IDENT:WPO964,ADDR/HILLIS R D 72498 DAN,R
30S:LIMITS:15,,,9K
40S:OPTION:COBOL,NOMAP
50S:SELECT:WORKN/FUNDED,0
60S:EXECUTE
70S:PRMFL:AA,R,S,WORKN/DPEMPE
80S:PRMFL:BB,W,S,WORKN/FUNDED
90S:DATAII*
100#03150000
110S:OPTION:NOMAP
120S:GMAP:NDECK
130:6J05M
140:SORT:INOUT,,7
150:FIELD:(C1,C3,C5,C3,C1,C29)
160:SEQ:(A1,A5,A3,A4,A2)
170:FILCB:INOUT,*2
180:END
190S:EXECUTE
200S:PRMFL:SA,R,S,WORKN/FUNDED
210S:FILE:S1,S1R,1R
220S:FILE:S2,S2R,1R
230S:FILE:S3,S3R,1R
240S:FILE:S2,A1S,2L
250S:OPTION:COBOL,NOMAP
260S:SELECT:WORKN/FUNDED,0
270S:EXECUTE
280S:LIMITS:15,,,9K
290S:PRMFL:AA,R,S,WORKN/DPEMPE
300S:REMOTE:BB,AC
310S:REMOTE:CC,AC
320S:DATAII*
330#05 MAY 75
340S:ENDJOB
```

APPENDIX N  
COMPUTERISED PRODUCTS OF THE MODEL

## DPEM AUTOMATED FUNDING ALLOCATION TEST FOR 05 JUN 75

PC	RGC	MDS	CUS	WHS	AIC REQ (\$000)	AFLC VAL (\$000)	PPIC
E THG	A	F004E	DAF	1RFGA	167	167	09
E THJ	A	F004E	DAF	1RFGA	371	371	09
E THK	A	F004E	DAF	1RFGA	436	436	09
E THX	A	F004E	DAF	1RFGA	2,123	134	09
E YNK	A	F004E	DAF	1RFGA	5,556	0	09
E GUC	A	F004E	SYS	1RFGA	431	0	11
E GUD	A	F004E	SYS	1RFGA	727	0	11
E GUF	A	F004E	SYS	1RFGA	718	0	11
E GUG	A	F004E	SYS	1RFGA	1,282	0	11
E GUH	A	F004E	SYS	1RFGA	158	0	11
E GUI	A	F004E	SYS	1RFGA	587	0	11
E GAF	P	F004C	DAF	1RFD A	183	183	09
E GAI	R	F004C	DAF	1RFEA	0	0	09
E GAK	R	F004C	DAF	1RFEA	0	0	09
E GAW	R	F004D	DAF	1RFEA	184	184	09
E GAF	R	F004D	DAF	1RFEA	0	0	09
E GAG	R	F004D	DAF	1RFEA	0	0	09
E I ID	R	F004D	DAF	1RFEA	175	175	09
E I H	H	F004E	DAF	1RFGA	0	0	09
E THL	R	F004C	ANS	1RFDG	72	72	08
E LNP	G	F004C	DAF	1RFDG	243	243	09
E LNS	C	F004C	DAF	1RFDG	196	196	09
E ANV	C	F004C	MAP	1RFDG	66	0	10
E LNO	G	F004C	DAF	1RFEF	56	56	09
E LNP	G	F004C	DAF	1RFEF	34	34	09
E LNO	G	F004D	DAF	1RFFG	486	486	09
E LNO	G	F111A	DAF	1RJJG	224	224	03
E LNR	R	F111E	DAF	1RJJG	34	34	03
E THM	C	F130H	AFP	1LQHG	26	0	15
E LNO	C	F130E	DAF	1LQHG	56	0	17
E RFD	H	F004C	DAF	1RFDG	314	314	09
E HNY	J	AC131R	SYT	1RCRA	3	0	71
E ACK	K	F004D	DAF	1RFFA	235	235	08
E AST	L	AC131D	DAF	1RCDA	45	45	07
E GAJ	H	AC130A	SYT	1LRDG	174	0	00
E CVG	N	AC130H	DAF	1LQSA	360	0	17
E REA	N	F105D	DAF	1NEFA	206	0	00
E AIN	S	F004C	DAF	1RFD A	2,059	2,059	09
E AID	S	F004C	DAF	1RFD A	31	31	09
E AIP	S	F004C	DAF	1RFD A	0	0	09
E AIS	S	F004C	DAF	1RFD A	546	546	09
E SAM	S	F004C	DAF	1RFD A	92	92	09
E SAN	S	F004C	DAF	1RFD A	24	24	09
E AIM	S	F004D	SYS	1RFFC	6	0	11
E SAM	S	F111A	DAF	1RJAC	5	5	03
E SAN	S	F111A	DAF	1RJAC	1	1	03
E AIP	S	F105R	DAF	1NEFC	0	0	00
E SAN	S	F105H	DAF	1NEFC	0	0	00
E SAN	S	F105B	DAF	1NEFC	2	0	00

WORK	F	RF004C	DAF	1RFER	14,613	14,613	09
EMAY	F	F004E	DAF	1RFGD	5,828	5,828	09
DOAI	F	F004F	DAF	1RFGH	1,116	1,116	09
DOAI	F	F111A	DAF	1RJAR	3,562	3,562	03
DOFY	F	F111D	DAF	1RJDM	1,256	1,256	03
DOJH	F	F111F	DAF	1RJFH	6,007	6,007	03
DOOV	F	T033A	ANG	1LCAR	119	0	27
DOFD	F	T033A	HAF	1LCAR	31	0	00
DOHY	F	F105D	DAF	1RFDH	975	0	00
DOIF	F	F004D	DAF	1RFFC	32	32	09
DOJG	F	F004D	DAF	1RFFC	34	34	09
DOJI	F	F111A	DAF	1RJAR	112	112	03
DOJY	F	F105D	DAF	1RFDH	56	0	00
DOHC	J	T033A	HAF	1LCAR	20	0	73
DOKA	J	F105D	DAF	1RFDH	33	0	74
DOST	K	F004F	DAF	1RFGH	55	0	11
DOCF	F	F111D	DAF	1RJDM	110	0	09

DPFM AUTOMATED FUNDING ALLOCATION TEST FOR 05 JUN 75

PC	RDC	MDS	CUS	MDS	AIC REQ (\$000)	AFLC VAL (\$000)	PPIC
FAPK	A	F004C	ANG	1RFDH	552	552	08
FAPN	A	F004C	DAF	1RFDH	64	64	09
FAPY	A	F004C	DAF	1RFDH	565	565	09
FASA	A	F004C	DAF	1RFDH	734	734	09
FCVA	A	F004C	DAF	1RFDH	7,136	7,136	09
FJFH	A	F004C	DAF	1RFDH	29	29	09
FKLI	A	F004C	DAF	1RFDH	810	810	09
FRHN	A	F004C	DAF	1RFDH	2,278	2,278	09
FTHA	A	F004C	DAF	1RFDH	110	110	09
FTAC	A	F004C	DAF	1RFDH	70	70	09
FGOU	A	F004C	SYS	1RFEA	102	0	11
FGOP	A	F004C	SYS	1RFEA	15	0	11
FGOD	A	F004C	SYS	1RFEA	214	0	11
FGUP	A	F004C	SYS	1RFEA	32	0	11
FGUS	A	F004C	SYS	1RFEA	16	0	11
FVHR	A	F004C	SYS	1RFEA	1,030	0	11
FFAH	A	RF004C	ANG	1RFEA	90	90	08
FHCF	A	RF004C	ANG	1RFEA	2,200	2,200	08
FJFS	A	RF004C	DAF	1RFEA	84	84	09
FJFY	A	RF004C	DAF	1RFEA	3,498	3,498	09
FHCO	A	RF004C	DAF	1RFEA	1,430	1,430	09
FRNP	A	RF004C	DAF	1RFEA	1,296	1,296	09
FRNY	A	RF004C	DAF	1RFEA	345	345	09
FTOH	A	RF004C	DAF	1RFEA	106	106	09
FTHI	A	RF004C	DAF	1RFEA	125	125	09
FGUJ	A	RF004C	SYS	1RFEA	143	0	11
FGUK	A	RF004C	SYS	1RFEA	9	0	11
FGUL	A	RF004C	SYS	1RFEA	61	0	11
FGUM	A	RF004C	SYS	1RFEA	21	0	11
FGUN	A	RF004C	SYS	1RFEA	5	0	11
FHCA	A	RF004C	SYS	1RFEA	1,137	0	11
FAPG	A	F004D	DAF	1RFEA	268	268	09
FARI	A	F004D	DAF	1RFEA	0	0	09
FLEF	A	F004D	DAF	1RFEA	1,407	1,407	09
FHCT	A	F004D	DAF	1RFEA	4,281	4,281	09
FRHO	A	F004D	DAF	1RFEA	4,922	4,922	09
FRNW	A	F004D	DAF	1RFEA	2,857	2,857	09
FTOD	A	F004D	DAF	1RFEA	225	225	09
FTHF	A	F004D	DAF	1RFEA	124	124	09
FVHC	A	F004D	HAF	1RFEA	832	0	10
FGUM	A	F004D	SYS	1RFEA	18	0	11

174

F00X	A	F004D	SYS	18FFA	93	0	11
F00Y	A	F004D	SYS	18FFA	677	0	11
F00Z	A	F004E	DAF	18FGA	0	0	09
F00A	A	F004E	DAF	18FGA	3,727	3,727	09
F00B	A	F004E	DAF	18FGA	54	54	09
F00C	A	F004E	DAF	18FGA	20,221	20,221	09
F00D	A	F004E	DAF	18FGA	1,821	1,821	09
F00E	A	F004E	DAF	18FGA	2,061	2,061	09
F00F	A	F004E	DAF	18FGA	359	359	09

173  
 DPIM AUTOMATED FUNDING ALLOCATION TEST FOR 05 JUN 75

PC	RCC	MDS	CUS	MRS	AIC REQ (\$000)	AFIC VAL (\$000)	PPIC
F02P	A	C131A	AFI	1RCAA	34	0	00
F11A	A	C131A	ANG	1RCAA	10	0	00
F0W0	A	C131A	DAF	1RCAA	235	0	24
F1HC	A	C131A	DAF	1RCAA	61	0	24
F400	A	C131A	DAF	1RCAA	15	0	24
F2Z0	A	C131A	DAF	1RCAA	12	0	24
F77R	A	C131A	DAF	1RCAA	143	0	24
FVVS	A	C131A	DIA	1RCAA	10	0	25
F0YJ	A	C131R	SYI	1RCRA	10	0	00
F4ZP	A	C131R	SYI	1RCRA	68	0	00
F2ZP	A	C131D	DAF	1RCRA	10	0	24
F2ZS	A	C131D	DAF	1RCRA	66	0	24
FFJX	A	VC131H	DAF	1RCHA	60	0	24
F1DP	A	VC131H	DAF	1RCHA	32	0	24
F0SX	A	VC131H	MAC	1RCHA	80	0	00
F0PX	A	VC131H	MAC	1RCHA	51	0	00
F0UT	A	T029A	DAF	1RCJA	116	0	24
F0JS	A	T029A	DAF	1RCJA	857	0	24
F0AL	A	V1029R	AFP	1RCMA	29	0	00
FFTH	A	V1029R	ANG	1RCMA	10	0	00
FJHF	A	V1029R	DAF	1RCMA	33	0	24
F0RU	A	V1029R	DAF	1RCMA	10	0	24
F0HM	A	V1029R	DAF	1RCMA	230	0	24
F0HO	A	V1029R	DAF	1RCMA	12	0	24
F0LZ	A	V1029H	ANG	1RCMH	68	0	00
F0DP	A	T029C	DAF	1RCMA	435	0	24
FFSH	A	V1029C	DAF	1RCMA	28	0	24
F0KI	A	T029D	ANG	1RCRA	400	0	00
F0HR	A	V1029D	DAF	1RCSA	36	0	24
F0VV	A	V1029D	DIA	1RCSA	10	0	25
F0AY	A	V1029D	SYI	1RCSA	29	0	00
F0SE	A	F005A	FHF	1XJAA	1,633	0	00
F0NI	A	F005B	FHF	1XJAA	0	0	00
F0SF	A	F005B	MAP	1XJCA	182	182	06
F0GZ	A	F005B	MAS	1XJCA	42	42	07
F0XJ	A	F005F	DAF	1XJEA	0	0	00
F0UM	A	F005F	FHF	1XJEA	1,037	0	00
F0DY	A	F005F	FHF	1XJEA	57	0	00
F0UD	A	F005E	FHF	1XJFA	0	0	00
F0MJ	A	F005E	MAP	1XJEA	74	74	06
F0AV	A	F005E	MAS	1XJEA	506	506	07
F0ZN	R	F005H	MAS	1XJCA	201	201	07
FFYI	E	C131A	AFP	1RCAR	248	0	00
FFYH	F	C131A	ANG	1RCAR	252	0	00
F0PO	F	C131A	DAF	1RCAR	42	0	24
F0WM	F	C131A	DAF	1RCAR	6	0	24
F0EV	F	C131A	DAF	1RCAR	1,178	0	24
F0YD	F	C131A	SYI	1RCAR	235	0	00
F0RY	F	C131H	DAF	1RCRR	7	0	24
F0EX	F	C131R	DAF	1RCRR	388	0	24

## DPEM AUTOMATED FUNDING ALLOCATION TEST FOR 05 JUN 75

PC	RCF	MDS	CUS	WHS	ALC REQ (\$000)	AFLC VAL (\$000)	PPIC
FVGD	F	C1310	AFR	1RCDD	11	0	00
FKSS	F	C1310	ANG	1RCDD	21	0	00
110M	F	VC141H	DAF	1RCHH	50	0	24
190R	F	VC131H	HAC	1RCHH	100	0	00
FFS7	F	T029A	ANG	1RCJR	22	0	00
FSET	F	T029A	DAF	1RCJR	255	0	24
FFSW	F	T029H	AFP	1RCLH	53	0	00
FFSY	F	VI029H	SYT	1RCMH	11	0	00
FRCP	F	T029C	HAP	1RCNR	21	0	00
FHMU	F	T029C	HAP	1RCNR	53	0	00
1ZVI	F	T029C	HAP	1RCNR	75	0	00
1FYK	F	T029C	SYT	1RCNR	11	0	00
FHHQ	F	VI029C	DAF	1RCPR	50	0	24
FJWM	F	VI029C	DAF	1RCPR	4	0	24
FHHQ	F	F004C	DAF	1RFDH	501	0	09
FJWM	F	F004C	DAF	1RFDH	32	0	09
FHHQ	F	F111A	DAF	1RJAR	63	63	03
FJWM	F	F111A	DAF	1RJAR	10	10	03
FHBC	F	C11HA	DAF	1DWAR	420	0	10
FHHQ	F	C11HA	DAF	1DWAR	56	0	10
FJWM	F	C11HA	DAF	1DWAR	5	0	00
FSEH	F	C11HA	DAF	1DWAR	1,928	0	00
FFSS	F	C11HA	SYT	1DWAR	53	0	00
FVZP	F	VC13AA	AFR	1DWB	21	0	00
FHHQ	F	T033A	DAF	1LCAH	74	0	28
FJWM	F	T033A	DAF	1LCAH	7	0	28
FHHQ	F	C13PA	DAF	1LGAH	502	0	17
FJWM	F	C13PA	DAF	1LGAH	327	0	17
FJWM	F	C13PA	DAF	1LGAH	10	0	17
FHHQ	F	AC130A	DAF	1LGDH	1,255	0	17
FJWM	F	AC130A	DAF	1LGDH	1,180	0	17
FHHQ	F	AC130A	DAF	1LGRH	1,203	0	17
FJWM	F	C130R	DAF	1LGRH	2,773	0	17
FHHQ	F	C130R	DAF	1LGRH	3,166	0	17
FHHQ	F	HC130H	DAF	1LGRH	99	0	17
FHHQ	F	HC130H	DAF	1LGRH	9	0	17
FHHQ	F	HC130H	DAF	1LGRH	316	0	17
FJWM	F	HC130H	DAF	1LGRH	0	0	17
FJWM	F	C130Y	DAF	1LGRH	495	0	17
FHHQ	F	F1050	DAF	1NEGR	99	0	00
FHHQ	F	F1050	DAF	1NEGR	12	0	00
FJWM	F	F1050	DAF	1NEGR	3	0	00
1FYI	F	C1239	AFR	1REHH	94	0	20
FSEV	F	C123R	DAF	1REHH	440	0	22
1RXH	F	C123J	ANG	1REJR	6	0	21
1MPG	F	C123I	FWF	1REJR	12	0	00
FJWM	F	C123K	AFR	1REKR	286	0	20
1FYH	F	C123K	ANG	1REKR	57	0	21
FLDH	F	C123K	FWF	1REKR	0	0	00
FJWM	F	C123K	FWF	1REKR	256	0	00

## DPEN AUTOMATED FUNDING ALLOCATION TEST FOR 05 JUN 75

PC	RGP	MDS	CUS	WMS	AIC REU (\$000)	AFLC VAL (\$000)	PPIC
FILA	F	C123K	FWF	1RFKR	72	0	00
FKPS	F	C123K	MWP	1REKR	107	0	23
FLKA	C	C123K	MWP	1REKR	54	0	23
FSJA	F	C123K	MWP	1RFKH	143	0	23
FFYK	F	C123K	SYT	1REKR	11	0	00
FRWL	F	F009A	DAF	1XJAR	39	0	00
FHHM	F	F009A	DAF	1XJAR	74	0	00
FHWX	F	F005A	MWP	1XJAH	59	59	06
FFPK	I	F0059	DAF	1XJCH	227	0	00
FUDI	F	F0059	FWF	1XJCH	172	0	00
FHPN	F	F004E	DAF	1RFCH	18	0	09
FHPN	F	F111A	DAF	1RJAH	10	10	03
FAGR	F	F111A	DAF	1RJAH	18	18	03
FHPC	F	C118A	DAF	1DHAH	2	0	00
FQVI	F	C130E	DAF	1EGNH	64	0	17
FHP1	F	C130E	DAF	1LGNN	2	0	17
FKMP	F	C130E	DAF	1EGNH	8	0	17
FHVH	F	C130E	DAF	1LCNN	44	0	17
FZHC	C	F004C	DAF	1HDF	52	0	09
FZHC	C	DF004C	DAF	1RFF	11	0	09
FZHC	C	F111A	DAF	1RJAH	16	16	03
FZHC	C	C130A	DAF	1LCAF	14	0	17
FZHC	C	VC130R	DAF	1LGJF	1	0	17
FZHC	C	F105D	DAF	1NECF	4	0	00
FZHC	C	W0059	DAF	1XJCF	0	0	00
FUNN	J	VC131H	DAF	1RCHA	789	789	04
FAST	A	AC131A	AFR	1RCAA	90	90	06
FREF	I	70209	ANG	1RCHA	66	0	10

## DPEN AUTOMATED FUNDING ALLOCATION TEST FOR 05 JUN 75

PC	WCC	MBS	CUS	WRS	AIC REQ (\$000)	AFLC VAL (\$000)	PPIC
WTSD	A	F111A	DAF	1R.JAA	4,189	4,189	03
WTXP	A	F111A	DAF	1R.JAA	28	28	03
WRCP	A	F111A	SYS	1R.JAA	5,339	5,339	04
WRPR	A	F111A	SYS	1R.JAA	8,926	8,926	04
WTSH	A	F111D	DAF	1R.JDA	1,900	1,900	03
WUHA	A	F111D	DAF	1R.JDA	35	35	03
WZZA	A	F111D	DAF	1R.JDA	622	622	03
WTSE	A	F111D	SYS	1R.JDA	755	755	04
WTSJ	A	F111E	DAF	1R.JEA	6,926	6,926	03
WUHR	A	F111E	DAF	1R.JEA	94	94	03
WUWU	A	F111E	SYS	1R.JEA	4,930	4,930	04
WTSD	A	F111F	DAF	1R.JFA	3,846	3,846	03
WTSL	A	F111F	SYS	1R.JFA	1,421	1,421	04
WRBB	A	T033A	AFP	1LCAA	54	0	26
WRGZ	A	T033A	ANG	1LCAA	97	0	27
HLLR	A	T033A	ANG	1LCAA	552	0	27
WRBF	A	T033A	DAF	1LCAA	482	0	28
WRGK	A	T033A	DAF	1LCAA	293	0	28
WVE	A	T033A	DAF	1LCAA	904	0	28
WRHO	A	T033A	SYS	1LCAA	66	0	29
WR4Z	A	C139A	FWF	1LGAO	1,500	0	16
WRUN	A	F105R	AFR	1NFB	524	0	12
WRUN	A	F105R	AFP	1NFB	197	0	12
WRXO	A	F105R	AFR	1NFB	89	0	12
WRDC	A	F105B	ANG	1NEB	56	0	13
WRDJ	A	F105B	ANG	1NEB	42	0	13
WRRC	A	F105B	ANG	1NEB	148	0	13
WRQR	A	F105D	AFP	1NEB	897	0	12
WRGD	A	F105D	AFR	1NEB	197	0	12
WRXR	A	F105D	AFR	1NEB	222	0	12
WRBY	A	F105D	ANG	1NEB	310	0	13
WRZD	A	F105D	ANG	1NEB	275	0	13
WRGF	A	F105D	ANG	1NEB	374	0	13
WRGH	A	F105D	ANG	1NEB	98	0	13
WRKS	A	F105F	AFR	1NEFA	25	0	12
WRZP	A	F105F	AFR	1NEFA	99	0	12
WRFF	A	F105F	ANG	1NEFA	487	0	13
WRDA	A	F105F	ANG	1NEFA	56	0	13
WRGA	A	F105F	ANG	1NEFA	88	0	13
WRBF	A	F105G	DAF	1NEGA	1,318	0	00
WRHG	A	F105G	DAF	1NEGA	492	0	00
WRZG	A	F105G	DAF	1NEGA	93	0	00
WRSV	R	F111A	DAF	1R.JAA	164	164	03
WTOM	R	F111A	DAF	1R.JAA	5	5	03
WTR I	R	F111A	DAF	1R.JAA	4	4	03
WRUF	R	F111A	DAF	1R.JAA	1,574	1,574	03
WRIC	R	F111A	DAF	1R.JAA	18	18	03
WRYS	R	F111A	SYS	1R.JAA	397	397	04
WTKI	R	F111A	SYS	1R.JAA	2	2	04
WRPH	R	F111A	SYS	1R.JAA	9	9	04

DPFM AUTOMATED FUNDING ALLOCATION TEST FOR 05 JUN 75

PC	RCC	MDS	CUS	WMS	AIC REQ (\$000)	AFLC VAL (\$000)	PPIC
HTSE	H	F111D	SYS	1R.JDA	1,818	1,818	04
HTSI	R	F111F	SYS	1R.JEA	847	847	04
HTSH	H	F111F	SYS	1R.JFA	618	618	04
HPSV	H	T033A	DAF	1LCAA	62	0	28
HTRN	H	T033A	DAF	1LCAA	2	0	28
HQUW	R	T033A	DAF	1LCAA	5	0	28
HVUI	H	F105D	AFW	1NFDA	37	0	12
HVUJ	H	F105D	AFW	1NFDA	9	0	12
HUHH	R	F105D	ANC	1NFDA	4	0	13
HVUK	R	F105D	ANC	1NFDA	37	0	13
HRSV	P	F105D	DAF	1NFDA	164	0	00
HTAL	H	F105D	DAF	1NFDA	75	0	00
HTQM	H	F105D	DAF	1NFDA	2	0	00
HTSV	H	F105D	DAF	1NFDA	319	0	00
HUHH	H	F105G	DAF	1NFDA	218	0	00
HARD	J	C131A	DIA	1RCAA	54	54	05
HEML	K	V1029D	DIA	1RCSA	88	0	81
HAND	K	F105H	MAS	1XJCA	618	618	02
HAPY	I	F005R	FWF	1XJCA	23	23	01
HTEH	K	F111A	DAF	1R.JAA	16	16	03
HPSH	P	F111D	DAF	1R.JDA	1	1	03
HTYA	R	F111D	SYS	1R.JDG	2	2	04
HUPI	P	C130P	SYS	1LCHG	41	0	00
HPSH	P	F105D	DAF	1NFDA	1	0	00
HSHH	S	F111D	DAF	1R.JDA	4	4	03
HTYD	S	F111D	DAF	1R.JDA	10	10	03
HWFN	S	C130A	FWF	1LGAC	1	0	18
HWFQ	S	C130A	FWF	1LGAC	60	0	18
HWFQ	S	C130A	FWF	1LGAC	2	0	18
HWFQ	S	C130A	FWF	1LGAC	9	0	18
HWFQ	S	C130A	FWF	1LGAC	11	0	18
HWFH	S	C130A	FWF	1LGAC	9	0	18
HWFV	S	C130A	FWF	1LGAC	2	0	18
HWFV	S	C130A	FWF	1LGAC	44	0	18
HWFY	S	C130A	FWF	1LGAC	1	0	18
HWFY	S	C130A	FWF	1LGAC	30	0	18
HRHH	S	F105D	DAF	1NFDA	4	0	00
HTYD	S	F105D	DAF	1NFDA	10	0	00

## DPEM AUTOMATED FUNDING ALLOCATION TEST FOR 05 JUN 75

PC	RC	MDS	CNS	MMS	AFC REQ (\$000)	AFLC VAL (\$000)	PPIC
JXCD	A	C118A	AFR	10HAA	0	0	00
JXCI	A	C118A	DAF	10HAA	1,243	0	00
JCSF	A	C118A	DAF	10HAA	157	0	00
JJXR	A	C118A	DAF	10HAA	76	0	00
JXJM	A	C118A	DAF	10HAA	837	0	00
JTSF	A	C118A	HAC	10HAA	26	0	14
JGWH	A	C130A	AFR	1LGAA	160	0	15
JVLH	A	C130A	AFR	1LGAA	2,236	0	15
JWWR	A	C130A	AFR	1LGAA	522	0	15
JGWH	A	C130A	ANG	1LGAA	160	0	16
JTJM	A	C130A	ANG	1LGAA	610	0	16
JWJK	A	C130A	ANG	1LGAA	1,810	0	16
JPCV	A	C130A	DAF	1LGAA	186	0	17
JMKU	A	C130A	DAF	1LGAA	970	0	17
JTNH	A	C130A	WFC	1LGAA	979	0	18
JXEA	A	C130A	FWF	1LGAA	0	0	18
JJNF	A	C130A	SYS	1LGAA	217	0	19
JDXF	A	AC130A	DAF	1LGAA	1,429	0	17
JJMS	A	AC130A	DAF	1LGAA	206	0	17
JJMT	A	AC130A	DAF	1LGAA	265	0	17
JJIA	A	PC130A	DAF	1LGAA	612	0	17
JJGJ	A	C130R	AFR	1LGHA	1,967	0	15
JJLY	A	C130R	AFR	1LGHA	1,504	0	15
JTJF	A	C130R	AFR	1LGHA	2,070	0	15
JJEW	A	C130R	ANG	1LGHA	439	0	16
JJGK	A	C130R	ANG	1LGHA	328	0	16
JTJF	A	C130R	ANG	1LGHA	214	0	16
JCZT	A	C130R	DAF	1LGHA	303	0	17
JTNC	A	C130R	DAF	1LGHA	305	0	17
JXEN	A	C130R	DAF	1LGHA	206	0	17
JXEN	A	C130R	DAF	1LGHA	263	0	17
JXEP	A	C130R	DAF	1LGHA	267	0	17
JGWR	A	C130R	MAR	1LGHA	300	0	00
JJYC	A	C130R	MAR	1LGHA	0	0	00
JHRS	A	C130R	DAF	1LGHA	458	0	17
JRRD	A	C130E	ANG	1LGNA	179	0	16
JRRC	A	C130E	ANG	1LGNA	375	0	16
JJRR	A	C130E	ANG	1LGNA	110	0	16
JANP	A	C130E	DAF	1LGNA	95	0	17
JCVV	A	C130E	DAF	1LGNA	3,964	0	17
JDXJ	A	C130E	DAF	1LGNA	1,196	0	17
JDXV	A	C130E	DAF	1LGNA	1,395	0	17
JJRT	A	C130E	DAF	1LGNA	261	0	17
JHBY	A	C130E	DAF	1LGNA	4,999	0	17
JTJC	A	C130E	DAF	1LGNA	473	0	17
JVFT	A	C130E	DAF	1LGNA	156	0	17
JXEQ	A	C130E	DAF	1LGNA	1,228	0	17
JJAP	A	MC130H	DAF	1LGSA	150	0	17
JJJP	A	MC130H	AFR	1LGSA	346	0	15
JDXH	A	MC130H	DAF	1LGSA	367	0	17

## DPEM AUTOMATED FUNDING ALLOCATION TEST FOR 05 JUN 75

PC	RCC	MDS	CUS	WMS	AFC REQ (\$000)	AFLC VAL (\$000)	PPIC
JIMY	A	HC130H	DAF	1LGSA	1,737	0	17
JIAA	A	HC130H	DAF	1LGSA	791	0	17
JIVV	A	HC130H	DAF	1LGSA	249	0	17
JSCV	A	C123K	AFR	1REKA	476	0	20
JTIH	A	C123K	AFR	1REKA	681	0	20
JXLY	A	C123K	AFR	1REKA	54	0	20
JZFA	A	C123K	ANG	1REKA	4	0	21
JZFH	A	C123K	DAF	1REKA	0	0	22
JZHF	A	C123K	MAP	1REKA	60	0	23
JXAO	A	C123K	MAP	1REKA	230	0	23
JTSS	A	C123K	MAP	1REKA	395	0	23
JXIH	A	C123K	MAP	1REKA	47	0	23
JNDE	H	C130A	ANG	1LGAA	0	0	16
JJKE	H	C130A	DAF	1LGAA	497	0	17
JJKK	R	C130A	DAF	1LGAA	60	0	17
JNLF	R	C130D	SYS	1LGLA	81	0	19
JNDR	R	C130E	AFR	1LGNA	81	0	15
JTHP	R	C130F	DAF	1LGNA	63	0	17
JJKJ	H	C123K	DAF	1REKA	0	0	22
JWNO	H	C123K	DAF	1REKA	1	0	22
JJST	J	VC11HA	SYI	1DHRR	75	0	72
JJTT	K	C130E	DAF	1LGNA	69	69	03
JACK	L	C110A	SYI	1DHAN	9	0	75
JHAW	M	F004D	DAF	1REKA	30	0	09
JJAS	R	C100E	DAF	1LGND	243	0	17

## VALIDATION SUMMARY FOR SELECTED WEAPON SYSTEMS

	AIRCRAFT	MISSILE	ENGINE	OMEI	EXCH	A/R/M
REQ	0	0	0	0	0	0
VAL	0	0	0	0	0	0
%	0	0	0	0	0	0
TOTAL	0	0	0	0	0	0
REQ	0	0	0	0	0	0
VAL	0	0	0	0	0	0
%	0	0	0	0	0	0
TOTAL	0	0	0	0	0	0
REQ	38,039	0	11,401	97	69	772
VAL	0	0	0	0	69	0
%	0	0	0	0	100	0
TOTAL	0	0	0	0	100	0
REQ	0	0	0	0	0	0
VAL	0	0	0	0	0	0
%	0	0	0	0	0	0
TOTAL	0	0	0	0	0	0
REQ	0	0	0	0	0	0
VAL	0	0	0	0	0	0
%	0	0	0	0	0	0
TOTAL	0	0	0	0	0	0
REQ	81,355	0	22,174	1,450	290	2,788
VAL	65,499	0	21,623	1,321	235	2,752
%	81	0	98	91	81	99
TOTAL	72	0	24	1	0	3
REQ	44,467	0	31,038	274	118	39

## VALIDATION SUMMARY FOR SELECTED WEAPON SYSTEMS

	AIRCRAFT	MISSILE	ENGINE	OMEI	FXCH	A/R/M
VAL	44,467	0	11,038	274	0	39
%	100	0	100	100	0	100
TOTAL	80	0	20	0	0	0
340	163,461	0	44,693	1,821	469	3,599
VAL	109,966	0	32,661	1,595	304	2,791
%	67	0	73	88	65	78
TOTAL	75	0	22	1	0	2

APPENDIX O

RANKING MATRIX CONSTRUCTED BY HQ AFLC/MMRER

*PRIORITY*

	28	BC	BF	BJ	DN	LC	L9	NE	RE	XJ
HER						23	22	21	20	
HRG		8				16	11	10	2	
DIF	3	5	2	1		7	6		4	
DIA		24								
FRF							18			
GLC					13					
PLR			19						26	22
PJ2										
SY5	17		16	14		19	18			
SYT				12						

FORM AFCL MAR 65 192G 4-8

GENERAL PURPOSE DATA SHEET (34 LINES - 13 COLUMNS)

PREVIOUS EDITIONS OF THIS FORM WILL BE USED. AFCLC WPAFB-NOV 67 1390M

APPENDIX P  
INITIAL TEST RESULTS OF THE MODEL

## DPEM AUTOMATED FUNDING ALLOCATION TEST FOR 26 JUN 75

PC	RCC	MDS	CUS	WRS	AIC REQ (\$000)	AFLC VAL (\$000)	PPIC
EARK	A	F004C	ANG	1RFDA	552	0	08
FAPH	A	F004C	DAF	1RFDA	64	64	02
FRDT	A	F004C	DAI	1RFDA	565	565	02
ERSA	A	F004C	DAF	1RFDA	734	734	02
FCVA	A	F004C	DAF	1RFDA	7,136	7,136	02
FJFM	A	F004C	DAF	1RFDA	29	29	02
EKLI	A	F004C	DAF	1RFDA	810	810	02
FR-N	A	F004C	DAF	1RFDA	2,278	2,278	02
FJ-0	A	F004C	DAF	1RFDA	110	110	02
FY-0	A	F004C	DAF	1RFDA	70	70	02
FG00	A	F004C	SYS	1RFDA	105	0	16
FG0P	A	F004C	SYS	1RFDA	15	0	16
FG0D	A	F004C	SYS	1RFDA	214	0	16
EG0R	A	F004C	SYS	1RFDA	32	0	16
FG0S	A	F004C	SYS	1RFDA	16	0	16
FWHR	A	F004C	SYS	1RFDA	1,030	0	16
FKAH	A	RF004C	ANG	1RFEA	90	0	08
FWCF	A	RF004C	ANG	1RFEA	2,200	0	08
EJFS	A	RF004C	DAF	1RFEA	84	84	02
EJFY	A	RF004C	DAF	1RFEA	3,498	3,498	02
FMCO	A	RF004C	DAF	1RFEA	1,430	1,430	02
ERMP	A	RF004C	DAF	1RFEA	1,296	1,296	02
ERHX	A	RF004C	DAF	1RFEA	345	345	02
ETRH	A	RF004C	DAF	1RFEA	106	106	02
ETH	A	RF004C	DAF	1RFEA	125	125	02
FG0J	A	RF004C	SYS	1RFEA	143	0	16
FG0K	A	RF004C	SYS	1RFEA	9	0	16
FG0L	A	RF004C	SYS	1RFEA	61	0	16
FG0M	A	RF004C	SYS	1RFEA	21	0	16
FG0N	A	RF004C	SYS	1RFEA	5	0	16
ZMCA	A	RF004C	SYS	1RFEA	1,137	0	16
FAKG	A	F004D	DAF	1RFFA	268	268	02
FARI	A	F004D	DAF	1RFFA	0	0	02
ELEF	A	F004D	DAF	1RFFA	1,407	1,407	02
FMCT	A	F004D	DAF	1RFFA	4,281	4,281	02
ERM0	A	F004D	DAF	1RFFA	4,922	4,922	02
FRHW	A	F004D	DAF	1RFFA	2,857	2,857	02
ETHD	A	F004D	DAF	1RFFA	225	225	02
ETRE	A	F004D	DAF	1RFFA	124	124	02
FWBC	A	F004D	MAP	1RFFA	832	0	29
FG0W	A	F004D	SYS	1RFFA	18	0	16
FG0X	A	F004D	SYS	1RFFA	93	0	16
EJHK	A	F004D	SYS	1RFFA	677	0	16
FARG	A	F004E	DAF	1RFGA	0	0	02
FBRK	A	F004E	DAF	1RFGA	3,727	3,727	02
EJFQ	A	F004E	DAF	1RFGA	54	54	02
EMCH	A	F004E	DAF	1RFGA	20,221	20,221	02
ER0Z	A	F004E	DAF	1RFGA	1,821	1,821	02
ERSF	A	F004E	DAF	1RFGA	2,061	2,061	02
ETBF	A	F004E	DAF	1RFGA	359	359	02

AD-A035 440


AIR FORCE INST OF TECH WRIGHT-PATTERSON AFB OHIO SCHO--ETC F/G 5/1  
A PROGRAM ALLOCATION MODEL FOR DEPOT PURCHASED EQUIPMENT MAINTEN--ETC(U)  
AUG 75 G C MILBORROW

UNCLASSIFIED

SLSR-52-75B


NL

3 of 3  
ADA035440



END

DATE  
FILMED  
3 - 77



## DPEM AUTOMATED FUNDING ALLOCATION TEST FOR 26 JUN 75

PC	RGC	MDS	CUS	WRS	ALC REQ (\$000)	AFLC VAL (\$000)	PPIC
FTRG	A	F004E	DAF	1RFRA	167	167	02
FTBJ	A	F004E	DAF	1RFGA	371	371	02
ETRY	A	F004E	DAF	1RFGA	436	436	02
EUXC	A	F004E	DAF	1RFGA	2,123	2,123	02
EXBK	A	F004E	DAF	1RFGA	5,556	5,556	02
EGOC	A	F004E	SYS	1RFGA	431	0	16
EGOD	A	F004E	SYS	1RFGA	727	0	16
EGOF	A	F004E	SYS	1RFGA	718	0	16
EGOG	A	F004E	SYS	1RFGA	1,282	0	16
EGOH	A	F004F	SYS	1RFGA	158	0	16
EGOT	A	F004E	SYS	1RFGA	567	0	16
EGAE	R	F004C	DAF	1RFDA	183	183	02
EGAJ	R	RF004C	DAF	1RFEA	0	0	02
EGAK	R	RF004C	DAF	1RFEA	0	0	02
EGAW	H	F004D	DAF	1RFFA	184	184	02
EGAF	R	F004D	DAF	1RFFA	0	0	02
EGAG	H	F004D	DAF	1RFFA	0	0	02
EGHR	R	F004D	DAF	1RFFA	175	175	02
EGAH	R	F004E	DAF	1RFGA	0	0	02
ETHL	G	F004C	ANG	1RFDD	72	0	08
ELHR	G	F004C	DAF	1RFDD	243	243	02
ELNS	G	F004C	DAF	1RFDD	196	196	02
EAHN	G	F004C	MAP	1RFDD	66	0	29
ELNO	G	RF004C	DAF	1RFED	56	56	02
FLNO	G	RF004C	DAF	1RFEC	34	34	02
FLNO	G	F004D	DAF	1RFFC	484	484	02
ELNO	G	F111A	DAF	1RJAG	224	224	01
ELNR	G	F111E	DAF	1RJEG	34	34	01
ETHH	G	C130R	AFR	1LGHC	26	0	22
FLNO	G	C130E	DAF	1LGNG	56	56	06
EDFO	H	F004C	DAF	1RFDD	314	314	02
ENNY	J	AC131B	SYT	1RCBA	3	0	71
EACK	K	F004D	DAF	1RFFA	235	0	08
FAST	L	AC131D	DAF	1RCDA	45	0	07
EGAJ	N	AC130A	SYT	1LGRD	174	0	00
FCVG	M	AC130H	DAF	1LGSA	360	360	06
FRFA	N	F105D	DAF	1NFDA	206	0	00
EAIN	S	F004C	DAF	1RFDA	2,059	2,059	02
FAIO	S	F004C	DAF	1RFDA	31	31	02
FAIR	S	F004C	DAF	1RFDA	0	0	02
FAIS	S	F004C	DAF	1RFDA	546	546	02
FSAN	S	F004C	DAF	1RFDA	92	92	02
FSAN	S	F004C	DAF	1RFDA	24	24	02
EAIM	S	F004D	SYS	1RFFC	6	0	16
FSAN	S	F111A	DAF	1RJAC	5	5	01
ESAN	S	F111A	DAF	1RJAC	1	1	01
FAIR	S	F105B	DAF	1NERC	0	0	00
FSAN	S	F105R	DAF	1NERC	0	0	00
FSAN	S	F105B	DAF	1NERC	2	0	00

## OPEN AUTOMATED FUNDING ALLOCATION TEST FOR 26 JUN 75

PC	RGC	MDS	CUS	WBS	ALC REQ (\$000)	ALC VAL (\$000)	PPIC
FDZP	A	C131A	AFR	1RCAA	34	0	00
FTIA	A	C131A	ANG	1RCAA	10	0	00
FCMO	A	C131A	DAF	1RCAA	235	235	05
FJHC	A	C131A	DAF	1RCAA	61	61	05
FNDQ	A	C131A	DAF	1RCAA	15	15	05
FZZO	A	C131A	DAF	1RCAA	12	12	05
FZZR	A	C131A	DAF	1RCAA	143	143	05
FVVS	A	C131A	DIA	1RCAA	10	0	24
FDYJ	A	C131H	SYT	1RCBA	10	0	00
FMZR	A	C131H	SYT	1RCBA	6A	0	00
FZZP	A	C131D	DAF	1RCDA	10	10	05
FZZS	A	C131D	DAF	1RCDA	66	66	05
FFJX	A	VC131H	DAF	1RCHA	60	60	05
FIDP	A	VC131H	DAF	1RCHA	32	32	05
FRSX	A	VC131H	HAC	1RCHA	80	0	00
FRPX	A	VC131H	HAC	1RCHA	51	0	00
INDT	A	T029A	DAF	1RCJA	116	116	05
FMJS	A	T029B	DAF	1RCJA	857	857	05
FPAQ	A	VT029B	AFR	1RCMA	29	0	00
FFTH	A	VT029B	ANG	1RCMA	10	0	00
FJHE	A	VT029B	DAF	1RCMA	33	33	05
FRRU	A	VT029B	DAF	1RCMA	10	10	05
FSHN	A	VT029B	DAF	1RCMA	230	230	05
FSHQ	A	VT029B	DAF	1RCMA	12	12	05
FKLZ	A	VT029B	ANG	1RCMR	68	0	00
FNDP	A	T029C	HAF	1RCMA	435	435	05
FFSH	A	VT029C	DAF	1RCPA	29	29	05
FNKI	A	T029D	ANG	1RCRA	400	0	00
FSHR	A	VT029D	DAF	1RCSA	36	36	05
FVVV	A	VT029D	DIA	1RCSA	10	0	24
FPAY	A	VT029D	SYT	1RCSA	29	0	00
FRSF	A	F005A	FWF	1XJAA	1,633	0	00
FKNI	A	F005B	FWF	1XJCA	0	0	00
FESF	A	F005B	HAF	1XJCA	182	0	25
FGGZ	A	F005B	MAS	1XJCA	42	0	27
FDXJ	A	F005E	DAF	1XJEA	0	0	00
FKON	A	F005E	FWF	1XJEA	1,037	0	00
FRRY	A	F005E	FWF	1XJFA	57	0	00
FUND	A	F005F	FWF	1XJEA	0	0	00
FMWJ	A	F005E	HAF	1XJEA	74	0	25
FHAV	A	F005E	MAS	1XJEA	506	0	27
FDZN	B	F005R	MAS	1XJCA	201	0	27
FFYI	E	C131A	AFR	1RCAR	248	0	00
FFYH	E	C131A	ANG	1RCAR	252	0	00
FHRO	E	C131A	DAF	1RCAR	42	42	05
FQWN	E	C131A	DAF	1RCAR	6	6	05
FSEV	E	C131A	DAF	1RCAR	1,178	1,178	05
FFYO	E	C131A	SYT	1RCAR	235	0	00
FMBY	E	C131B	DAF	1RCBB	7	7	05
FSEX	F	C131B	DAF	1RCRR	308	308	05

## DPEM AUTOMATED FUNDING ALLOCATION TEST FOR 26 JUN 75

PC	RGC	MDS	CUS	WRS	ALC REQ (\$000)	AFLC VAL (\$000)	PPIC
FVOD	E	C131D	AFR	1RCDR	11	0	00
FKSS	E	C131D	ANG	1RCDR	21	0	00
FIDM	F	VC131H	DAF	1RCHR	50	50	05
FROR	E	VC131H	MAC	1RCHR	100	0	00
FFSZ	F	T029A	ANG	1HCJR	22	0	00
FSET	F	T029A	DAF	1RCJR	255	255	05
FFSM	E	T029R	AFR	1RCLR	53	0	00
FFSY	F	VT029R	SYT	1RCMB	11	0	00
FRCP	E	T029C	MAP	1RCNR	21	0	00
FUMU	F	T029C	MAP	1RCNR	53	0	00
FZVI	E	T029C	MAP	1RCNR	75	0	00
FFYK	E	T029C	SYT	1HCNR	11	0	00
FHRD	E	VT029C	DAF	1RCPR	50	50	05
FQWH	F	VT029C	DAF	1RCPR	4	4	05
FHBO	E	F004C	DAF	1RFRB	501	501	02
FQWH	F	F004C	DAF	1RFRB	32	32	02
FHBO	F	F111A	DAF	1BJAR	63	63	01
FQWH	E	F111A	DAF	1BJAR	10	10	01
FHBC	E	C11RA	DAF	1DHAR	420	0	00
FHBO	F	C11RA	DAF	1DHAR	56	0	00
FQWH	E	C11RA	DAF	1DHAR	5	0	00
FSEM	F	C11RA	DAF	1DHAR	1,920	0	00
FFSS	F	C11RA	SYT	1DHAR	53	0	00
FKZP	E	VC11RA	AFR	1DHRB	21	0	00
FHRO	E	T033A	DAF	1LCAR	74	0	07
FQWH	E	T033A	DAF	1LCAR	7	0	07
FHRM	E	C130A	DAF	1LGAR	502	502	06
FHRO	F	C130A	DAF	1LGAR	327	327	06
FQWH	E	C130A	DAF	1LGAR	10	10	06
FHBO	F	AC130A	DAF	1LGRB	1,255	1,255	06
FNCR	F	AC130A	DAF	1LGRB	1,188	1,188	06
FNAV	F	AC130A	DAF	1LGRB	1,203	1,203	06
FNMH	E	C130B	DAF	1LGRB	2,773	2,773	06
FNRW	E	C130B	DAF	1LGRB	3,166	3,166	06
FNRH	F	HC130H	DAF	1LGSB	99	99	06
FHRO	F	HC130H	DAF	1LGSB	9	9	06
FNCR	F	HC130H	DAF	1LGSB	316	316	06
FQWH	E	HC130H	DAF	1LGSB	0	0	06
FNCT	F	C130Y	DAF	1LGYR	495	495	06
FHHM	F	F105D	DAF	1NEDR	99	0	00
FHRO	E	F105G	DAF	1NEGR	12	0	00
FQWH	E	F105G	DAF	1NEGR	3	0	00
FFYI	F	C123D	AFR	1REBB	94	0	20
FSEV	E	C123B	DAF	1REBB	480	480	04
FGXH	F	C123J	ANG	1REJR	6	0	09
FMPG	F	C123J	FWF	1REJR	12	0	00
FGXM	E	C123K	AFR	1REKR	286	0	20
FFYH	E	C123K	ANG	1REKB	57	0	09
FLDH	E	C123K	FWF	1REKB	0	0	00
FNDN	F	C123K	FWF	1REKB	256	0	00

## DPEM AUTOMATED FUNDING ALLOCATION TEST FOR 26 JUN 75

PG	RRC	MDS	CUS	WNS	AIC RED (\$000)	AFLC VAL (\$000)	PPIC
FTLA	F	C123K	FWF	1REKR	72	0	00
FKPS	E	C123K	MAP	1REKR	107	0	26
FLRA	E	C123K	MAP	1REKR	54	0	26
FSJA	F	C123K	MAP	1REKR	143	0	26
FFYK	E	C123K	SYT	1REKR	11	0	00
FGWL	F	F005A	DAF	1XJAR	39	0	00
FHHM	E	F005A	DAF	1XJAR	24	0	00
FHWX	F	F005A	MAP	1XJAR	59	0	25
FFPK	E	F005A	DAF	1XJCB	227	0	00
FLDI	E	F005A	FWF	1XJCB	172	0	00
FHPN	F	F004E	DAF	1BFGJ	10	10	02
FHPN	F	F111A	DAF	1BJAR	10	10	01
FNGR	F	F111A	DAF	1BJAR	10	10	01
FHPG	F	F111A	DAF	1DWAR	2	0	00
FCVI	F	C130E	DAF	1LGNR	64	64	06
FHP1	F	C130E	DAF	1LGNR	2	2	06
FKMP	F	C130F	DAF	1LGNR	8	8	06
FNYU	F	C130E	DAF	1LGNR	64	64	06
FZWC	G	F004C	DAF	1BFDJ	52	52	02
FZWC	G	RF004C	DAF	1RFEF	11	11	02
FZWC	G	F111A	DAF	1BJAF	16	16	01
FZWC	G	C130A	DAF	1LGAF	14	14	06
FZWC	G	WC130H	DAF	1LQJF	1	1	06
FZWC	G	F105D	DAF	1NEDJ	4	0	00
FZWC	G	F005H	DAF	1XJCF	0	0	00
FCWR	J	VC101H	DAF	1BCHA	789	789	04
F1ST	F	AC131A	AFR	1BCAA	90	90	06
FREE	L	T0299	ANG	1RCHA	66	0	10

## DPEM AUTOMATED FUNDING ALLOCATION TEST FOR 26 JUN 75

PC	RGC	MDS	CUS	WRS	ALC REQ (\$000)	AFLC VAL (\$000)	PPIC
HTSD	A	F111A	DAF	1RJAA	4,189	4,189	01
HTXD	A	F111A	DAF	1RJAA	20	20	01
HRCP	A	F111A	SYS	1RJAA	5,339	0	14
HPRR	A	F111A	SYS	1RJAA	8,926	0	14
HTSH	A	F111D	DAF	1RJDA	1,900	1,900	01
HUHA	A	F111D	DAF	1RJDA	35	35	01
HZZA	A	F111D	DAF	1RJDA	622	622	01
HTSF	A	F111D	SYS	1RJDA	755	0	14
HTSJ	A	F111E	DAF	1RJEA	6,926	6,926	01
HURR	A	F111E	DAF	1RJEA	94	94	01
HS00	A	F111E	SYS	1RJEA	4,930	0	14
HTSO	A	F111F	DAF	1RJFA	3,846	3,846	01
HTSL	A	F111F	SYS	1RJFA	1,421	0	14
HRRR	A	T033A	AFR	1LCAA	54	0	23
H0GZ	A	T033A	ANG	1LCAA	97	0	12
HLLB	A	T033A	ANG	1LCAA	552	0	12
HBRF	A	T033A	DAF	1LCAA	482	0	07
H0GN	A	T033A	DAF	1LCAA	293	0	07
HVEC	A	T033A	DAF	1LCAA	984	0	07
HUMQ	A	T033A	SYS	1LCAA	66	0	19
HWFZ	A	C130A	FWF	1LGAC	1,500	0	20
HVUN	A	F105R	AFR	1NERA	524	0	21
HVUO	A	F105R	AFR	1NERA	197	0	21
HWXO	A	F105D	AFR	1NEDA	80	0	21
HMDJ	A	F105R	ANG	1NEFA	90	0	10
HMDJ	A	F105R	ANG	1NEFA	42	0	10
HURC	A	F105R	ANG	1NEFA	140	0	10
HWGR	A	F105D	AFR	1NEDA	897	0	21
HWGN	A	F105D	AFR	1NEDA	197	0	21
HWXR	A	F105D	AFR	1NEDA	222	0	21
HUQY	A	F105D	ANG	1NEDA	310	0	10
HUZN	A	F105D	ANG	1NEDA	275	0	10
HWGF	A	F105D	ANG	1NEDA	374	0	10
HWQH	A	F105D	ANG	1NEDA	98	0	10
HWXS	A	F105F	AFR	1NEFA	25	0	21
H7ZR	A	F105F	AFR	1NEFA	99	0	21
HUFF	A	F105F	ANG	1NEFA	487	0	10
HUOA	A	F105F	ANG	1NEFA	56	0	10
HVGA	A	F105F	ANG	1NEFA	88	0	10
HWHF	A	F105G	DAF	1NEGA	1,318	0	00
HWRG	A	F105G	DAF	1NEGA	492	0	00
HZZG	A	F105G	DAF	1NEGA	93	0	00
HRSV	R	F111A	DAF	1RJAA	164	164	01
HTOM	R	F111A	DAF	1RJAA	5	5	01
HTRJ	R	F111A	DAF	1RJAA	4	4	01
HUDE	R	F111A	DAF	1RJAA	1,574	1,574	01
HUTC	R	F111A	DAF	1RJAA	18	18	01
HSRS	R	F111A	SYS	1RJAA	397	0	14
HTRI	R	F111A	SYS	1RJAA	?	0	14
HUPU	R	F111A	SYS	1RJAA	9	0	14

## DPEM AUTOMATED FUNDING ALLOCATION TEST FOR 26 JUN 75

PC	RGC	MDS	CUS	WRS	AIC REQ (\$000)	AFLC VAL (\$000)	PPIC
MTSE	H	F111D	SYS	1R.JDA	1,814	1,164	14
MTSI	R	F111E	SYS	1R.JEA	847	542	14
MTSM	H	F111F	SYS	1R.JFA	618	396	14
MRSV	R	T033A	DAF	1LCAA	62	40	07
MTPN	H	T033A	DAF	1LCAA	2	1	07
MUHM	R	T033A	DAF	1LCAA	5	3	07
MVUI	H	F105D	AFR	1NFDA	37	24	21
MVUJ	H	F105D	AFR	1NFDA	9	6	21
MUHM	H	F105D	AWG	1NFDA	4	3	10
MVUK	H	F105D	AWG	1NFDA	37	24	10
MPSV	P	F105D	DAF	1NFDA	164	0	00
MTAL	H	F105D	DAF	1NFDA	75	0	00
MTPM	H	F105D	DAF	1NFDA	2	0	00
MPSV	P	F105D	DAF	1NFDA	319	0	00
MUHM	H	F105D	DAF	1NFDA	218	0	00
MARD	J	C131A	DIA	1RCAA	54	27	05
MFL	K	VT020D	DIA	1RCSA	88	44	01
MARD	K	F005R	MAS	1XJCA	618	309	02
MADY	L	F005R	FWF	1XJCA	23	12	01
MTEM	P	F111A	DAF	1RJAA	16	16	01
MRSU	R	F111D	DAF	1RJDA	1	1	01
MTYA	H	F111D	SYS	1RJDG	7	2	14
MUPT	R	C130R	SYT	1LRHG	41	0	00
MPSH	H	F105D	DAF	1NFDA	1	0	00
MRRH	S	F111D	DAF	1RJDA	4	4	01
MTYD	S	F111D	DAF	1RJDA	10	10	01
MWY	J	C130A	FWF	1LGAC	1	1	28
MWFQ	S	C130A	FWF	1LGAC	60	60	28
MWFP	S	C130A	FWF	1LGAC	2	2	28
MWFQ	S	C130A	FWF	1LGAC	9	9	28
MWFS	S	C130A	FWF	1LGAC	11	11	28
MWFU	S	C130A	FWF	1LGAC	9	9	28
MWVY	S	C130A	FWF	1LGAC	2	2	28
MWFV	S	C130A	FWF	1LGAC	44	44	28
MWFY	S	C130A	FWF	1LGAC	1	1	28
MWFY	S	C130A	FWF	1LGAC	30	30	28
MRRH	S	F105D	DAF	1NFDA	4	0	00
MTYD	S	F105D	DAF	1NFDA	10	0	00

## DPEM AUTOMATED FUNDING ALLOCATION TEST FOR 26 JUN 75

PC	RCC	MRS	CUS	MRS	AIC REQ (\$000)	AFLC VAL (\$000)	PPIC
JXCP	A	C118A	AFR	10HAA	0	0	00
JCHL	A	C118A	DAF	10HAA	1,243	0	00
JCSF	A	C118A	DAF	10HAA	157	0	00
JJXR	A	C118A	DAF	10HAA	78	0	00
JYJN	A	C118A	DAF	10HAA	837	0	00
JTSF	A	C118A	MAG	10HAA	26	17	13
JGWH	A	C130A	AFR	1LGAA	160	102	22
JWLR	A	C130A	AFW	1LGAA	2,236	1,431	22
JWHP	A	C130A	AFR	1LGAA	522	334	22
JGNY	A	C130A	ANG	1LGAA	160	102	11
JTJM	A	C130A	ANG	1LGAA	610	390	11
JWJK	A	C130A	ANG	1LGAA	1,810	1,158	11
JMCV	A	C130A	DAF	1LGAA	186	119	06
JMKH	A	C130A	DAF	1LGAA	970	621	06
JTNH	A	C130A	FWF	1LGAA	979	627	20
JXFA	A	C130A	FWF	1LGAA	0	0	20
JJRF	A	C130A	SYS	1LGAA	217	139	10
JJXF	A	AC130A	DAF	1LGDA	1,429	915	06
JJMS	A	AC130A	DAF	1LGDA	206	132	06
JJMT	A	AC130A	DAF	1LGDA	265	170	06
JMIA	A	PC130A	DAF	1LGFA	612	392	06
JJGJ	A	C130R	AFR	1LGHA	1,967	1,259	22
JRLY	A	C130R	AFR	1LGHA	1,504	963	22
JTJE	A	C130R	AFR	1LGHA	1,070	685	22
JAEN	A	C130R	ANG	1LGHA	439	281	11
JJGA	A	C130R	ANG	1LGHA	328	210	11
JTJF	A	C130R	ANG	1LGHA	214	137	11
JCZT	A	C130R	DAF	1LGHA	303	194	06
JTNC	A	C130R	DAF	1LGHA	305	195	06
JYFN	A	C130R	DAF	1LGHA	206	132	06
JXEO	A	C130R	DAF	1LGHA	263	160	06
JYFF	A	C130R	DAF	1LGHA	267	171	06
JGWR	A	C130R	MAR	1LGHA	300	0	00
JJYR	A	C130R	MAR	1LGHA	0	0	00
JLUS	A	C130R	DAF	1LGLA	458	293	06
JRWD	A	C130E	ANG	1LGNA	179	115	11
JRRG	A	C130E	ANG	1LGNA	375	240	11
JJNR	A	C130E	ANG	1LGNA	110	70	11
JANP	A	C130E	DAF	1LGNA	95	61	06
JCVP	A	C130E	DAF	1LGNA	3,964	2,537	06
JDXI	A	C130E	DAF	1LGNA	1,196	765	06
JDXV	A	C130E	DAF	1LGNA	1,395	893	06
JJRI	A	C130E	DAF	1LGNA	261	167	06
JLBY	A	C130E	DAF	1LGNA	4,999	3,199	06
JTJC	A	C130E	DAF	1LGNA	473	303	06
JVFT	A	C130E	DAF	1LGNA	156	100	06
JXEO	A	C130E	DAF	1LGNA	1,228	786	06
JJAP	A	HC130E	DAF	1LGRA	150	96	06
JNOR	A	HC130H	AFR	1LGS A	346	221	22
JDXH	A	HC130H	DAF	1LGS A	367	235	06

## DPFM AUTOMATED FUNDING ALLOCATION TEST FOR 26 JUN 75

PC	RGC	MDS	CUS	WRS	AIC REQ (\$000)	AFLC VAL (\$000)	PPIC
JIMY	A	HC130H	DAF	1LQSA	1,737	1,112	06
JJAA	A	HC130H	DAF	1LQSA	791	506	06
JVFV	A	HC130H	DAF	1LQSA	249	159	06
JSCV	A	C123K	AFR	1RFKA	476	305	20
JTIH	A	C123K	AFR	1RFKA	681	436	20
JLEY	A	C123K	AFR	1RFKA	54	35	20
JZFA	A	C123K	ANG	1RFKA	4	3	09
JZER	A	C123K	DAF	1RFKA	0	0	04
JADF	A	C123K	MAP	1RFKA	60	38	26
JJXD	A	C123K	MAP	1RFKA	230	147	26
JTSS	A	C123K	MAP	1RFKA	305	253	26
JYFH	A	C123K	MAP	1RFKA	47	30	26
JNOE	R	C130A	ANG	1LGAA	0	0	11
JJKL	H	C130A	DAF	1LGAA	497	318	06
JJNK	H	C130H	DAF	1LGHA	60	38	06
JMOF	R	C130D	SYG	1LGLA	81	52	18
JNOR	P	C130E	AFR	1LGNA	81	52	22
JTHP	R	C130E	DAF	1LGNA	63	40	06
JJKJ	R	C123K	DAF	1RFKA	0	0	04
JHWD	H	C123K	DAF	1RFKA	1	1	04
JHST	J	VC118A	SYT	10HRR	75	38	72
JOTT	K	C130F	DAF	1LGNR	69	35	03
JACK	L	C11HA	SYT	10HAN	9	5	75
JHAM	P	C004D	DAF	1RFFD	30	30	02
JJXS	R	C130E	DAF	1LGND	243	243	06

## VALIDATION SUMMARY FOR SELECTED WEAPON SYSTEMS

	AIRCRAFT	MISSILE	ENGINE	OMFI	EXCH	A/B/M
REQ	0	0	0	0	0	0
VAL	0	0	0	0	0	0
%	0	0	0	0	0	0
TOTAL	0	0	0	0	0	0
REQ	0	0	0	0	0	0
VAL	0	0	0	0	0	0
%	0	0	0	0	0	0
TOTAL	0	0	0	0	0	0
REQ	30,039	0	11,481	97	69	772
VAL	4,449	0	11,481	71	69	360
%	12	0	100	73	100	47
TOTAL	27	0	70	0	0	2
REQ	0	0	0	0	0	0
VAL	0	0	0	0	0	0
%	0	0	0	0	0	0
TOTAL	0	0	0	0	0	0
REQ	0	0	0	0	0	0
VAL	0	0	0	0	0	0
%	0	0	0	0	0	0
TOTAL	0	0	0	0	0	0
REQ	81,355	0	22,174	1,450	290	2,768
VAL	70,202	0	22,174	1,312	0	2,702
%	86	0	100	90	0	100
TOTAL	73	0	23	1	0	3
REQ	44,467	0	11,030	274	110	39

## VALIDATION SUMMARY FOR SELECTED WEAPON SYSTEMS

	AIRCRAFT	MISSILE	ENGINE	OME1	EXCH	A/B/M
VAL	19,405	0	11,030	274	0	37
%	44	0	100	100	0	95
XTOTAL	63	0	36	1	0	0
REQ	163,861	0	44,693	1,821	469	3,599
VAL	94,856	0	44,693	1,657	69	3,179
%	57	0	100	91	15	88
XTOTAL	65	0	31	1	0	2

## OPEN AUTOMATED FUNDING ALLOCATION TEST FOR 26 JUN 75

PC	RGC	MDS	CMS	WRS	ALC REQ (\$000)	AFLC VAL (\$000)	PPIC
HTSF	R	F1110	SYS	1RJDA	1,818	0	14
HTSI	R	F111E	SYS	1RJEJ	847	0	14
HTSM	H	F111F	SYS	1RJFA	618	0	14
HRSV	R	T033A	DAF	1LCAA	62	0	07
HTRN	R	T033A	DAF	1LCAA	2	0	07
HUUW	R	T033A	DAF	1LCAA	5	0	07
HVUI	H	F1050	AFR	1NEDA	37	0	21
HVUJ	R	F1050	AFP	1NEDA	9	0	21
HUMH	H	F1050	ANG	1NEDA	4	0	10
HVUK	R	F1050	ANG	1NEDA	37	0	10
HRSV	R	F1050	DAF	1NEDA	164	0	00
HTAL	R	F1050	DAF	1NEDA	75	0	00
HTOM	H	F1050	DAF	1NEDA	2	0	00
HTSV	R	F1050	DAF	1NEDA	319	0	00
HWRH	F	F1050	DAF	1NEGA	210	0	00
HARD	J	C131A	DIA	1RCAA	54	54	05
HFML	K	V70290	DIA	1RCSA	88	0	01
HAND	K	F005R	MAS	1XJCA	618	618	02
HAPY	L	F005R	FWF	1XJCA	23	23	01
HTEH	R	F111A	DAF	1RJAA	16	16	01
HRSU	P	F1110	DAF	1RJDA	1	1	01
HTYA	R	F1110	SYS	1RJDA	2	0	14
HUPJ	P	C130R	SYT	1LGHG	41	0	00
HPSU	P	F1050	DAF	1NEDA	1	0	00
HRRH	S	F1110	DAF	1RJDA	4	4	01
HTYD	S	F1110	DAF	1RJDA	10	10	01
HVFH	S	C130A	FWF	1LGAC	1	0	28
HVFN	S	C130A	FWF	1LGAC	60	0	28
HVFP	S	C130A	FWF	1LGAC	2	0	28
HVFO	S	C130A	FWF	1LGAC	9	0	28
HVFS	S	C130A	FWF	1LGAC	11	0	28
HVFU	S	C130A	FWF	1LGAC	9	0	28
HVFW	S	C130A	FWF	1LGAC	2	0	28
HVFX	S	C130A	FWF	1LGAC	44	0	28
HVFX	S	C130A	FWF	1LGAC	1	0	28
HVFX	S	C130A	FWF	1LGAC	30	0	28
HRRH	S	F1050	DAF	1NEDA	4	0	00
HTYD	S	F1050	DAF	1NEDA	10	0	00

APPENDIX Q  
MANUAL TEST FUNDING BY HQ AFLC/MMRER

The annotations on the attached DPEM data bank listing represents a manual funding exercise carried out by HQ AFLC/MMRER on 24 June 1975.

HAPY	I	F005H	FWF	1XJCA	23	11	23
HAND	A	F005R	MAS	1XJCA	618	306	641
HIFY	F	F111D	DAF	1RJDH	1,256	876	1,897
HJAH	F	F111A	DAF	1RJAR	3,562	2315	5,459
HJGH	F	F111F	DAF	1RJFH	6,007	3705	11,466
HJGI	F	F111A	DAF	1RJAR	112	73	11,578
HLND	C	F111A	DAF	1RJAC	274	90	11,802
FLNR	R	F111E	DAF	1RJFG	34	14	11,836
FSAN	S	F111A	DAF	1RJAC	5	5	11,841
FSAN	S	F111A	DAF	1RJAC	1	1	11,842
HLND	F	F111A	DAF	1RJAR	63	41	11,905
HJPH	F	F111A	DAF	1RJAR	10	6	11,915
FMGR	F	F111A	DAF	1RJAH	18	12	11,933
FOJM	F	F111A	DAF	1RJAH	18	6	11,943
FZWC	C	F111A	DAF	1RJA F	16	6	11,959
HJHH	C	F111D	DAF	1RJD F	4	4	11,963
HRSU	F	F111D	DAF	1RJDA	1	1	11,964
HRSV	H	F111A	DAF	1RJAA	164	105	12,128
HTEH	M	F111A	DAF	1RJAA	16	16	12,144
HTM	H	F111A	DAF	1RJAA	5	3	12,149
HTM	H	F111A	DAF	1RJAA	4	3	12,153
HTSD	A	F111A	DAF	1RJAA	4,180	2694	16,342

OPEN REQUIREMENT SUMMARY BY PRIC

PC	REQ	MDS	CUS	WNS	AIC REQ (\$000)	CIIP REQ (\$000)	
008	HTSH	A	F1110	RAF	19JDA	1,900 1222	18,242
	HTSF	A	F111E	RAF	19JFA	6,926 4455	25,164
	HTSO	A	F111F	RAF	19JFA	3,446 2474	29,014
	HTXN	A	F111A	RAF	19JAA	78 18	29,842
	HTYN	S	F1110	RAF	19JDA	16 10	29,852
	HUHA	A	F1110	RAF	19JDA	35 23	29,887
	HUHF	A	F111E	RAF	19JFA	94 60	29,181
	HUHF	H	F111A	RAF	19JAA	1,574 1012	30,755
	HUTC	H	F111A	RAF	19JAA	18 12	30,773
	HZZA	A	F1110	RAF	19JDA	622 400	31,395
	J01T	K	F130F	RAF	11GKH	69 34	31,464
	J04H	J	F131H	RAF	14CHA	789 371	32,253
	J0CP	A	F111A	SYS	19JAA	5,339 3434	37,592
	J0PP	A	F111A	SYS	19JAA	8,926 5741	46,518
	J0SD	A	F111E	SYS	19JFA	4,930 3171	51,448
	J0SR	P	F111A	SYS	19JAA	397 255	51,845
	J0TR	H	F111A	SYS	19JAA	2 1	51,847
	J0TF	H	F1110	SYS	19JDA	1,818 1169	53,665
	J0TF	A	F1110	SYS	19JDA	754 486	54,428
	J0TI	D	F111E	SYS	19JFA	847 545	55,267
	J0TJ	A	F111F	SYS	19JFA	1,421 914	56,688
	J0TM	D	F111F	SYS	19JFA	818 277	57,306
	J0TA	D	F1110	SYS	19JDA	2 2	57,308
	J0TH	H	F111A	SYS	19JAA	4 6	57,317
	J0TP	J	F131A	DIA	19CAA	54 27	57,371
	J0TT	V	F131A	AFB	19CAA	94 45	57,461
	J0UF	A	F005H	MAR	19JCA	182 117	57,643
	J0VX	F	F005A	MAR	19JAH	59 38	57,702
	J0WJ	A	F005E	MAR	19JFA	74 48	57,776
	FAST	I	F0131H	RAF	19COA	45 22	57,821
	F02N	F	F005H	MAR	19JCA	201 129	58,022
	F00Z	A	F005H	MAR	19JCA	42 27	58,064
	F04V	A	F005E	MAR	19JFA	506 325	58,578
	F06K	K	F0040	RAF	19JFA	235 117	58,805
	F06K	A	F0040	ANG	19FDA	552 355	59,357
	F06H	A	F0040	ANG	19FFA	90 58	59,447
	F06L	D	F0040	ANG	19FDG	77 29	59,519
	F0CF	A	F0040	ANG	19FFA	2,280 1415	61,719
	F04V	F	F004E	RAF	19FDH	5,429 3788	67,547
	F0JG	F	F0040	RAF	19FFC	32 21	67,579
	F0JG	F	F0040	RAF	19FFC	34 22	67,613
	F06K	F	F0040	RAF	19FFH	14,613 9478	82,226
	F06L	F	F004E	RAF	19FGR	3,114 225	83,342
	F014	S	F0040	RAF	19FDA	2,050 2059	85,401
	F010	S	F0040	RAF	19FDA	31 31	85,432
	F019	S	F0040	RAF	19FDA	0 0	85,432
	F01S	S	F0040	RAF	19FDA	546 546	85,978
	F06R	A	F0040	RAF	19FFA	264 172	86,246
	F06H	A	F0040	RAF	19FDA	64 41	86,310
	F06G	A	F004E	RAF	19FGA	0 0	86,310

PPFM REQUIREMENT SUMMARY BY PPIC

PC	RRG	MDS	CUS	QRS	ALC REQ (\$000)	CUM REQ (\$000)
FARI	A	F0040	DAF	1RFFA	0	86,310
FANA	H	F0040	DAF	1RFFA	184 118	86,494
FANK	A	F004E	DAF	1RFGA	3,727 2327	90,221
FANT	A	F004C	DAF	1RFDA	545 363	90,786
FASA	A	F004C	DAF	1RFDA	734 472	91,520
ECVA	A	F004C	DAF	1RFDA	7,136 4590	98,656
FAGD	H	F004C	DAF	1RFDG	114 126	98,978
FCAF	H	F004C	DAF	1RFDA	183 118	99,153
FCAF	R	F0040	DAF	1RFFA	0 0	99,153
FCAF	H	F0040	DAF	1RFFA	0 0	99,153
FCAH	H	F004F	DAF	1RFGA	0 0	99,153
FCAI	P	4F004C	DAF	1RFEA	0 0	99,153
FCAK	H	4F004C	DAF	1RFEA	0 0	99,153
FJFM	A	F004C	DAF	1RFDA	29 19	99,182
FJFO	A	F004E	DAF	1RFGA	54 36	99,236
FJFS	A	0F004C	DAF	1RFEA	84 54	99,320
FJPS	A	2F004C	DAF	1RFFA	3,498 2250	102,818
FKLI	A	F004C	DAF	1RFDA	810 521	103,628
FLGF	A	F0040	DAF	1RFFA	1,407 905	105,039
FLNO	C	F0040	DAF	1RFEA	408 102	105,441
FLN	C	0F004C	DAF	1RFEA	58 22	105,497
FLN	C	F004C	DAF	1RFDG	243 77	105,740
FLNR	C	4F004C	DAF	1RFEA	34 14	105,774
FLNS	G	F004C	DAF	1RFDG	196 78	105,970
LMCH	A	F004F	DAF	1RFGA	20,221 13006	126,191
FHCO	A	0F004C	DAF	1RFFA	1,430 920	127,621
FUCT	A	F0040	DAF	1RFFA	4,241 2753	131,942
FRYN	A	F004C	DAF	1RFDA	2,771 1465	134,188
FRNO	A	F0040	DAF	1RFFA	4,922 3100	139,102
FRNP	A	4F004C	DAF	1RFFA	1,296 834	140,398
FRNW	A	F0040	DAF	1RFFA	2,457 1838	143,259
FRNY	A	0F004C	DAF	1RFFA	345 222	143,600
FRNZ	A	F004F	DAF	1RFGA	1,421 1171	145,421
FPSF	A	F004E	DAF	1RFGA	2,461 1326	147,482
FSAV	C	F004C	DAF	1RFDA	92 92	147,574
FSAW	S	F004C	DAF	1RFDA	24 24	147,598
FTNR	A	F004C	DAF	1RFDA	110 71	147,708
ETNC	A	F004C	DAF	1RFDA	70 45	147,778
FTND	A	F0040	DAF	1RFFA	226 145	148,003
FTNF	A	F0040	DAF	1RFFA	124 80	148,127
FTNF	A	F004E	DAF	1RFGA	350 231	148,486
FTNG	A	F004E	DAF	1RFGA	167 107	148,653
FTNH	A	0F004C	DAF	1RFEA	106 68	148,759
FTNI	A	0F004C	DAF	1RFEA	126 80	148,884
FTNJ	A	F004F	DAF	1RFGA	371 239	149,255
FTNK	A	F004F	DAF	1RFGA	430 280	149,691
FHWB	P	F0040	DAF	1RFFA	176 113	149,866
FHXG	A	F004E	DAF	1RFGA	2,123 1363	151,989
FHYK	A	F004F	DAF	1RFGA	5,596 3524	157,545
FHYD	F	F004C	DAF	1RFDH	501 326	158,046

## RPM REQUIREMENT SUMMARY BY PPIC

PC	RCC	MDS	CUS	MMS	AIC REQ (\$000)	CUM REQ (\$000)
F004	F	F004E	DAF	1R1GH	18 12	158,064
F00M	F	F004C	DAF	1R1DH	32 21	158,096
F2WC	D	F004C	D..F	1R1DF	52 22	158,148
F2WC	D	F004C	DAF	1R1FF	11 4	158,159
JHAW	K	F004D	DAF	1R1FD	30 30	158,189
DACF	L	F1110	DAF	1R1DH	14 54	158,299
1RFF	I	T0244	ANC	1R1CA	66 13	158,365
1A0N	C	F004C	MAP	1R1DG	66 26	158,431
F00C	A	F004D	MAP	1R1FA	832 535	159,263
USIS	S	F004E	DAF	1R1GH	55 27	159,318
4A1M	S	F004D	SYS	1R1FC	6 6	159,324
F00C	A	F004E	SYS	1R1GA	431 277	159,755
F00D	A	F004E	SYS	1R1GA	777 468	160,482
F00F	A	F004E	SYS	1R1GA	714 462	161,200
F00G	A	F004E	SYS	1R1GA	1,282 825	162,482
1R0H	A	F004E	SYS	1R1GA	158 102	162,640
F00I	A	F004E	SYS	1R1GA	987 378	163,277
F00J	A	F004C	SYS	1R1FA	143 72	163,370
F00K	A	F004C	SYS	1R1FA	4 6	163,379
F00L	A	F004C	SYS	1R1FA	61 39	163,440
F00M	A	F004C	SYS	1R1FA	71 14	163,461
F00N	A	F004C	SYS	1R1FA	5 3	163,466
F00O	A	F004C	SYS	1R1FA	185 68	163,571
F00P	A	F004C	SYS	1R1FA	15 10	163,586
F00Q	A	F004C	SYS	1R1FA	214 138	163,800
F00R	A	F004C	SYS	1R1FA	32 21	163,832
F00S	A	F004C	SYS	1R1FA	16 10	163,848
F00T	A	F004D	SYS	1R1FA	18 12	163,866
F00U	A	F004D	SYS	1R1FA	93 60	163,959
F00V	A	F004D	SYS	1R1FA	677 435	164,636
F00W	A	F004C	SYS	1R1FA	1,030 662	165,666
F00X	A	F004C	SYS	1R1FA	1,137 731	166,803
F00Y	A	F004C	SYS	1R1FA	37 24	166,849
F00Z	A	F004C	SYS	1R1FA	9 6	166,849
F00A	A	F1050	AFR	1R1FA	524 337	167,373
F00B	A	F1050	AFR	1R1FA	197 127	167,570
F00C	A	F1050	AFR	1R1FA	497 577	168,467
F00D	A	F1050	AFR	1R1FA	197 127	168,664
F00E	A	F1050	AFR	1R1FA	80 51	168,744
F00F	A	F1050	AFR	1R1FA	277 143	168,966
F00G	A	F105F	AFR	1R1FA	25 16	168,991
F00H	A	F105F	AFR	1R1FA	99 64	169,090
F00I	A	F105H	ANC	1R1FA	90 58	169,180
F00J	A	F105H	ANC	1R1FA	42 27	169,222
F00K	A	F105F	ANC	1R1FA	487 313	169,769
F00L	D	F105D	ANC	1R1FA	4 3	169,713
F00M	A	F105D	ANC	1R1FA	310 199	170,023
F00N	A	F105F	ANC	1R1FA	56 36	170,079
F00O	A	F105H	ANC	1R1FA	148 75	170,227
F00P	A	F105D	ANC	1R1FA	275 177	170,502

DPFM REQUIREMENT SUMMARY BY PPIC

PC	PRC	MDS	CUS	MHS	ALC REQ (\$000)	CUM REQ (\$000)
EVGA	A	F105F	ANG	1NFPA	HR 57	170,590
EVVK	H	F105D	ANG	1NFDA	37 24	170,627
HWGF	A	F105D	ANG	1NFDA	374 241	171,001
HWGH	A	F105D	ANG	1NFDA	9P 63	171,099
JTGF	A	C11AA	MAC	1DMAA	26 17	171,125
JTHM	F	C130R	AFR	1LGHR	- 26 10	171,151
JRGJ	A	C130R	AFR	1LGHA	1,967 1265	173,118
JGWH	A	C130A	AFR	1LGAA	160 103	173,278
JNDR	F	C130E	AFR	1LGNA	RJ 52	173,359
JNDR	A	HC130H	AFR	1LGSB	346 223	173,705
JRLY	A	C130R	AFR	1LGHA	1,404 967	175,209
JTJF	A	C130Y	AFR	11RHA	1,070 288	176,279
JMLD	A	C131A	AFR	1LGAA	2,236 1438	178,515
JWWR	A	C130A	AFR	1LGAA	577 336	179,037
JAEW	A	C130R	ANG	1LGHA	439 282	179,476
JHRD	A	C130E	ANG	1LGNA	170 115	179,655
JHRD	A	C130E	ANG	1LGNA	375 241	180,030
JDRK	A	C130R	ANG	1LGHA	32P 211	180,358
JGRV	A	C130A	ANG	1LGAA	160 103	180,518
JLPC	A	C130E	ANG	11LNA	110 71	180,628
JHGF	H	C130A	ANG	1LGAA	0 0	180,628
JTJF	A	C130R	ANG	1LGHA	214 138	180,842
JTJH	A	C130A	ANG	1LGAA	610 392	181,452
JWJK	A	C130A	ANG	1LGAA	1,810 1164	183,262
FCVR	H	HC130H	DAF	1LGSB	360 360	183,622
FLQG	C	C130E	DAF	1LGNG	56 22	183,678
IGVI	F	C130E	DAF	1LGNH	64 42	183,742
FHMH	F	HC130H	DAF	1LGSB	99 64	183,841
FHRH	F	C130A	DAF	1LGSB	502 326	184,343
FHHD	F	AC130A	DAF	1LGDH	1,255 816	185,598
FHHG	F	C130A	DAF	1LGSB	327 213	185,925
FHHG	F	HC130H	DAF	1LGSB	0 6	185,934
FHPI	F	C130E	DAF	1LGNR	2 1	185,936
FKMP	F	C130E	DAF	1LGNH	H 5	185,944
FHGP	F	HC130H	DAF	1LGSB	316 205	186,260
FHHM	F	C130R	DAF	1LGNH	2,773 1802	189,033
FHCR	F	AC130A	DAF	1LGDH	1,184 772	190,221
FHCT	F	C130Y	DAF	1LGNR	495 322	190,716
FHRV	E	AC130A	DAF	1LGDH	1,203 782	191,919
FHRV	F	C130R	DAF	1LGNH	3,166 2058	195,085
FHRV	F	C130E	DAF	1LGNR	64 42	195,149
FOAN	E	C130A	DAF	1LGSB	10 6	195,159
FOAN	F	HC130H	DAF	1LGSB	0 0	195,159
FZAC	C	C130A	DAF	1LGSF	14 6	195,173
FZAC	C	HC130R	DAF	1LGFJ	1 0	195,174
JANP	A	C130E	DAF	1LGNB	95 61	195,269
JCVR	A	C130E	DAF	1LGNA	3,964 2550	199,233
JCZT	A	C130R	DAF	1LGHA	303 195	199,536
JDXF	A	AC130A	DAF	1LGDH	1,429 919	200,965
JRXT	A	C130E	DAF	1LGNA	1,196 767	202,161

## OPEN REQUIREMENT SUMMARY BY PPIC

PC	RCR	MOS	CUS	MHS	ALC REQ (\$000)	CIH RFQ (\$000)
JDXU	A	4C130H	DAF	1LGSA	367 236	202,570
JDXV	A	C130E	DAF	1LGNA	1,305 577	203,923
JLWY	A	4C130H	DAF	1LGSA	1,737 1117	205,660
JJAA	A	4C130H	DAF	1LGSA	791 509	206,451
JJAP	A	4C130E	DAF	1LGPA	150 96	206,601
JJAK	F	C130M	DAF	1LGMA	60 37	206,661
JJKL	H	C130A	DAF	1LGAA	407 320	207,156
JJMI	A	C130E	DAF	1LGNA	261 168	207,419
JJKS	W	C130E	DAF	1LGNU	243 243	207,662
JLDS	A	C130D	DAF	1LGLA	454 275	200,170
JLBY	A	C130E	DAF	1LGNA	4,000 3,215	213,119
JMCV	A	C130A	DAF	1LGAA	186 120	213,305
JMIA	A	4C130A	DAF	1LGAA	612 374	213,917
JMKU	A	C130A	DAF	1LGAA	970 624	214,887
JTH-	R	C131F	DAF	1LGNA	63 41	214,950
JTJC	A	C130E	DAF	1LGNA	473 304	215,423
JTHC	A	C130H	DAF	1LGMA	305 196	215,770
JJMS	A	4C130A	DAF	1LGDA	206 132	215,934
JJMT	A	4C130A	DAF	1LGDA	265 170	216,199
JVFT	A	C130E	DAF	1LGNA	156 100	216,355
JVEV	A	4C130H	DAF	1LGSA	240 160	216,604
JXFN	A	C130H	DAF	1LGMA	206 132	216,810
JXFO	A	C130H	DAF	1LGMA	243 169	217,073
JXFP	A	C130H	DAF	1LGNA	267 172	217,340
JXFO	A	C130E	DAF	1LGNA	1,724 750	218,848
HNE4	S	C130A	FWF	1LGAC	1 1	218,569
HNE5	S	C130A	FWF	1LGAC	60 60	218,679
HNEP	S	C130A	FWF	1LGAC	2 2	218,631
HNEQ	S	C130A	FWF	1LGAC	9 9	218,640
HNE'S	S	C130A	FWF	1LGAC	11 11	218,651
HNEH	S	C130A	FWF	1LGAC	9 9	218,660
HNEV	S	C130A	FWF	1LGAC	2 2	218,662
HNEW	S	C130A	FWF	1LGAC	44 44	218,706
HNEY	S	C130A	FWF	1LGAC	1 1	218,707
HNEZ	S	C130A	FWF	1LGAC	30 30	218,737
HNFZ	A	C130A	FWF	1LGAC	1,500 965	220,237
STNH	A	C130A	FWF	1LGAA	970 630	221,216
JXFA	A	C130A	FWF	1LGAA	0 0	221,710
JJMF	A	C130A	SYS	1LGAA	217 140	221,433
JMDF	R	C130H	SYS	1LGLA	81 52	221,514
FTYI	F	C123H	AFP	1RFRR	94 61	221,600
FGXN	F	C123K	AFW	1RFKA	281 186	221,894
JSCV	A	C123K	AFP	1RFKA	476 306	222,370
JTIN	A	C123K	AFP	1RFKA	481 438	223,051
JXEY	A	C123K	AFP	1RFKA	54 35	223,105
FTYH	F	C123K	ANG	1RFKA	57 37	223,162
FGXN	F	C123J	ANG	1RFJR	4 4	223,160
JTEA	A	C123K	ANG	1RFKA	4 3	223,172
FSEV	F	C123H	DAF	1RFRR	480 312	223,652
JIDJ	R	C123K	DAF	1RFKA	0	223,652

## NPFM REQUIREMENT SUMMARY BY PPIC

PC	RCG	MDS	GHS	MMS	ALC REF (\$000)	GMN REF (\$000)
JMND	P	C123K	DAF	1PEKA	1	223,653
JZFR	A	C123K	DAF	1PEKA	0	223,653
FMPS	F	C123K	NAP	1PEKA	107 70	223,760
ELKA	F	C123K	NAP	1PEKA	54 35	223,814
ESJA	F	C123K	NAP	1PEKA	143 93	223,957
JAHF	A	C123K	NAP	1PEKA	64 39	224,017
JIXO	A	C123K	NAP	1PEKA	230 148	224,247
JTSS	A	C123K	NAP	1PEKA	395 254	224,642
JYEH	A	C123K	NAP	1PEKA	47 30	224,689
FCMO	A	C131A	DAF	1RCAA	235 151	224,924
FFJK	A	VC131H	DAF	1RCMA	60	224,984
FFSH	A	VI029C	DAF	1RCPA	28 18	225,012
FIHO	F	VI029C	DAF	1RCPA	50 32	225,062
FNRO	F	C131A	DAF	1RCAR	42 27	225,104
FHYV	F	C131A	DAF	1RCAR	7 5	225,111
FIDM	F	VC131H	DAF	1RCAR	50 32	225,161
FIDP	A	VC131H	DAF	1RCMA	32 21	225,193
FJHC	A	C131A	DAF	1RCMA	61 37	225,254
FJHC	A	VI029R	DAF	1RCMA	33 21	225,287
FMJS	A	T029R	DAF	1RCMA	457 551	226,144
FNDO	A	C131A	DAF	1RCMA	15 10	226,159
FNOP	A	T029C	DAF	1RCMA	435 280	226,594
FNOT	A	T029A	DAF	1RCJA	116 75	226,710
FOWN	F	VI029C	DAF	1RCPR	4 3	226,714
FQHM	F	C131A	DAF	1RCAR	6 4	226,720
FQHC	F	VI029H	DAF	1RCMA	10 6	226,730
FSET	F	T029A	DAF	1RCJH	255 166	226,985
FSEV	F	C131A	DAF	1RCAR	1,174 766	227,163
FSEX	F	C131H	DAF	1RCAR	308 200	227,471
FSHN	A	VI029H	DAF	1RCMA	230 148	228,701
FSHR	A	VI029H	DAF	1RCMA	17 8	228,713
FSNR	A	VI029H	DAF	1RCMA	36 23	228,749
FZP	A	C131A	DAF	1RCDA	10 6	228,759
FZD	A	C131A	DAF	1RCMA	12 8	228,771
FZFR	A	C131A	DAF	1RCMA	143 92	228,914
FZFS	A	C131A	DAF	1RCDA	66 42	228,980
FVVS	A	C131A	DIA	1RCMA	10 6	228,990
FVVV	A	VI029H	DIA	1RCMA	10 6	229,000
HRHO	A	T033A	AFB	1LCMA	54 35	229,054
HQJV	F	T033A	ANG	1LCAP	114 77	229,173
HQBZ	A	T033A	ANG	1LCMA	97 62	229,270
HQIR	A	T033A	ANG	1LCMA	552 355	229,822
HRO	F	T033A	DAF	1LCAR	74 48	229,896
FQHM	L	T033A	DAF	1LCAR	7 6	229,903
HQHE	A	T033A	DAF	1LCMA	482 310	230,385
HQHN	A	T033A	DAF	1LCMA	293 187	230,678
HPSV	H	T033A	DAF	1LCMA	62 40	230,740
HTKM	H	T033A	DAF	1LCMA	2 1	230,742
HDM	P	T033A	DAF	1LCMA	5 3	230,747
HVEC	A	T033A	DAF	1LCMA	404 560	231,651

DPIM REQUIREMENT SUMMARY BY PPIC

PC	REC	MDS	CUS	WHS	AIC REQ (\$000)	CUM REQ (\$000)
WIND	A	T033A	SYS	1LCAA	66 <i>41</i>	231,717
FNNY	J	AC131H	SYT	1RCRA	3 <i>2</i>	231,720
JHST	J	VC118A	SYT	1DHRB	74 <i>37</i>	231,795
PARC	J	T033A	MAP	1LCAH	20 <i>10</i>	231,815
DFKA	J	F1050	RAF	1NFRH	33 <i>16</i>	231,848
JACK	I	C11PA	SYT	1DWAR	9 <i>4</i>	231,857
HEML	K	VT0290	DIA	1RCSA	88 <i>44</i>	231,945

150,000

APPENDIX R  
PROGRAM LISTING FOR FUND.S MODIFICATION

ALOG/FILE DESCRIPTION= OH/FUND'S

0000, R(AC) 1, 8, 16, \, 12, 30  
 05: IDENT: W0964, ADDR/ KILLIS R D 72998 FUND'S  
 05: LIMITS: 15, , 9K  
 05: OPTION: NOMAP  
 05: COBOL DECK  
 05: PRMFL: C, W, S, WORKN/FUND, 0  
 0: IDENTIFICATION DIVISION:  
 0: PROGRAM-ID, FUND.  
 0: ENVIRONMENT DIVISION,  
 00: CONFIGURATION SECTION,  
 10: SPECIAL-NAMES,  
 20: COMPILER ERRORS,  
 30: FILE-CONTROL,  
 40: SELECT INFILE ASSIGN TO AA;  
 50: SELECT OFILE ASSIGN TO BB;  
 60: I-O-CONTROL,  
 70: APPLY STANDARD ON INFILE OFILE;  
 80: DATA DIVISION,  
 90: FILE SECTION,  
 00: PD INFILE  
 10: LABEL RECORDS STANDARD;  
 20: 01 INREC,  
 30: 03 FILLER/PIC X(36),  
 40: PD OFILE  
 50: LABEL RECORDS STANDARD;  
 60: 01 OREC,  
 70: 03 FILLER/PIC X(42),  
 80: WORKING-STORAGE SECTION,  
 90: 77 INCR/PIC 9(7) VALUE 0 COMP-1,  
 00: 77 ORCNT/PIC 9(7) VALUE 0 COMP-1,  
 10: 77 DISCNT/PIC Z(6) 9,  
 20: 77 BUDGET/PIC 9(9) COMP-1,  
 30: 77 REQMT/PIC 9(7) COMP-1,  
 40: 77 NOCNT/PIC 9(7) VALUE 0 COMP-1,  
 50: 77 ROA/PIC 9(7) COMP-1,  
 60: 77 RGCH/PIC XX,  
 70: 88 ACFT/VALUE "21" "22" "23",  
 80: 88 ENGA/VALUE "05" "06" "07" "08" "09",  
 90: 88 ONEI/VALUE "17" "18" "19" "20",  
 00: 88 EXCH/VALUE "10" "11" "12" "13" "14" "15" "16",  
 10: 88 ABM/VALUE "01" "02" "03" "04",  
 20: 01 IREC,  
 30: 03 IDI/PIC X(12),  
 40: 03 RGC/PIC X,  
 50: 03 IDH/PIC X(10),  
 60: 03 REQ/PIC 9(7),  
 70: 03 PPIC/PIC XX,  
 80: 03 FILLER/PIC X(4),  
 90: 01 OREC,  
 00: 03 IDO/PIC X(12),  
 10: 03 RGO/PIC X,  
 20: 03 IDK/PIC X(10),  
 30: 03 O/PIC 9(7),  
 40: 03 PR/PIC XX,  
 50: 03 FUND/PIC 9(7),  
 60: 03 FILLER/PIC XXX,  
 70: 01 BUDALL.

```

580\03 BUD\PIC 9(8).
590:PROCEDURE DIVISION;
600:START=0.
610\OPEN INPUT INFILE OUTPUT OTFILE;
620\ACCEPT BUDALL.
630\DISPLAY "TOTAL BUDGET AMOUNT = " BUD.
640\MOVE BUD TO BUDGET.
650:READ=10.
660\READ INFILE AT END GO TO END=90;
670\ADD 1 TO INCNT.
680\MOVE INREC TO IREC;
690\EXAMINE REQ REPLACING ALL " " BY "0".
700\MOVE REQ TO REQNT.
710:ALL=20;
720\MOVE RGC TO RGCO.
730\MOVE IDM TO IDK.
740\MOVE IDI TO IDO MOVE REQNT TO D;
750\MOVE PPIC TO PRI RGCH.
760\IF PPIC = "00" MOVE 0 TO FUND
770\ADD 1 TO OTCNT
780\WRITE OTREC FROM OREC GO TO READ=10;
790\IF BUDGET = 0 MOVE BUDGET TO FUND
800\ADD 1 TO NOCNT WRITE OTREC FROM OREC
810\GO TO READ=10.
820\IF ACFT COMPUTE RQ ROUNDED = 15 * REQNT / 100.
830\IF ENG COMPUTE RQ ROUNDED = 40 * REQNT / 100.
840\IF OMEI COMPUTE RQ ROUNDED = 20 * REQNT / 100.
850\IF EXCH COMPUTE RQ ROUNDED = 30 * REQNT / 100.
860\IF ABM COMPUTE RQ ROUNDED = 60 * REQNT / 100.
870\IF PPIC = "24" OR "25"
880\COMPUTE RQ ROUNDED = 10 * REQNT / 100.
890\IF PPIC = "26" OR "27"
900\COMPUTE RQ ROUNDED = 5 * REQNT / 100.
910\IF PPIC > "27"
920\COMPUTE RQ ROUNDED = 5 * REQNT / 100.
930\MOVE RQ TO REQNT.
940\IF BUDGET < REQNT MOVE BUDGET TO FUND
950\MOVE BUDGET TO BUD MOVE REQNT TO REQ
960\DISPLAY "BUDGET AMT = " BUD "IS LESS THAN"
970\ REQNT = " REQ "FOR THIS PC " IREC
980\MOVE 0 TO BUDGET ADD 1 TO OTCNT
990\WRITE OTREC FROM OREC GO TO READ=10.
1000\SUBTRACT REQNT FROM BUDGET.
1010\MOVE REQNT TO FUND.
1020\ADD 1 TO OTCNT.
1030\WRITE OTREC FROM OREC;
1040\GO TO READ=10.
1050:END=90.
1060\MOVE INCNT TO DISCNT.
1070\DISPLAY "NO. OF REC READ = " DISCNT.
1080\MOVE OTCNT TO DISCNT.
1090\DISPLAY "NO. OF PC FUNDED = " DISCNT.
1100\MOVE NOCNT TO DISCNT.
1110\DISPLAY "NO. OF PC NOT FUNDED = " DISCNT.
1120\CLOSE INFILE OTFILE.
1130\STOP RUN.
1140:ENDJOB

```

APPENDIX S  
SECOND TEST RESULTS OF THE MODEL

The attached reports were produced by the model using similar criteria to those used in the manual funding at Appendix O.

## DPEN AUTOMATED FUNDING ALLOCATION TEST FOR 26 JUN 75

PC	RGC	WDS	CUS	WHS	AIC REQ (\$000)	AFLC VAL (\$000)	PPIC
DORK	F	DF004C	DAF	1RFER	14,613	9,498	02
DMAY	F	F004E	DAF	1RFGR	5,028	3,768	02
DMAL	F	F004E	DAF	1RFGR	1,116	725	02
DJAH	F	F111A	DAF	1RJAR	3,562	2,315	01
DMFY	F	F111D	DAF	1RJDR	1,256	816	01
DJGH	F	F111F	DAF	1RJFH	6,007	3,905	01
DMOV	F	T033A	ANC	1LCAR	119	77	12
DMAR	F	T033A	MAP	1LCAR	31	0	00
DMYX	F	F105D	DAF	1NFDR	975	0	00
DJRF	F	F004D	DAF	1RFEC	32	21	02
DJGC	F	F004D	DAF	1RFEC	34	22	02
DJGI	F	F111A	DAF	1RJAR	112	73	01
DJPY	F	F105D	DAF	1NFDR	56	0	00
DMRC	J	T033A	MAP	1LCAR	20	10	73
DMKA	J	F105D	DAF	1NFDR	33	17	74
DMIS	K	F004E	DAF	1RFGR	55	28	11
DMCF	L	F111D	DAF	1RJDR	110	55	09

## DPHM AUTOMATED FUNDING ALLOCATION TEST FOR 26 JUN 79

PC	RCC	MDS	CUS	WMS	AIC HEU (\$000)	AFLC VAL (\$000)	PPIC
ETHG	A	F004E	DAF	1RFGA	167	107	02
ETHJ	A	F004F	DAF	1RFGA	371	237	02
ETHK	A	F004E	DAF	1RFGA	436	279	02
FUXC	A	F004E	DAF	1RFGA	2,123	1,359	02
FUXN	A	F004E	DAF	1RFGA	5,556	3,556	02
FGOC	A	F004E	SYS	1RFGA	431	76	16
FGOD	A	F004E	SYS	1RFGA	727	465	16
EGOE	A	F004E	SYS	1RFGA	718	460	16
FGHG	A	F004E	SYS	1RFGA	1,282	870	16
FGOH	A	F004E	SYS	1RFGA	158	141	16
EGOI	A	F004E	SYS	1RFGA	587	376	16
EGAE	H	F004C	DAF	1RFD A	183	117	02
EGAI	H	H004C	DAF	1RFFA	0	0	02
EGAK	H	H004C	DAF	1RFFA	0	0	02
FAMA	R	F004D	DAF	1RFFA	184	118	02
EGAF	R	F004D	DAF	1RFFA	0	0	02
EGAR	R	F004D	DAF	1RFFA	0	0	02
EHR	R	F004D	DAF	1RFFA	175	112	02
EGAJ	R	F004E	DAF	1RFGA	0	0	02
ETUL	G	F004C	ANG	1RFDG	72	29	00
ELN7	C	F004C	DAF	1RFDG	243	97	02
EIN7	G	F004C	DAF	1RFDG	196	78	02
EAHN	G	F004C	HAF	1RFDG	66	26	29
FLNO	C	H004C	DAF	1RFFG	56	22	02
FLNP	G	H004C	DAF	1RFFG	34	14	02
FLNQ	G	F004D	DAF	1RFFR	486	162	02
FLNC	G	F111A	DAF	1RJAG	224	90	01
FLNP	G	F111E	HAF	1RJEG	34	14	01
FTRM	C	C1304	AFM	1LGMG	24	10	22
ELNO	G	C130E	DAF	1LGMG	56	22	06
ENFO	H	F004C	DAF	1RFDG	314	126	02
ENNY	J	AC131R	SYT	1RCBA	3	2	71
FACK	K	F004D	DAF	1RFFA	235	118	00
FAST	L	AC131D	DAF	1RCBA	45	23	07
EGAJ	N	AC130A	SYT	1LGMG	174	0	00
EGVR	N	HC130H	DAF	1LBSA	360	360	06
ERFA	H	F105D	DAF	1NEBA	286	0	00
EAIN	S	F004C	DAF	1RFD A	2,059	2,059	02
EAIJ	S	F004C	DAF	1RFD A	31	31	02
EAIK	S	F004C	DAF	1RFD A	0	0	02
EAIQ	S	F004C	DAF	1RFD A	546	546	02
ESAM	S	F004C	DAF	1RFD A	92	92	02
ESAN	S	F004C	DAF	1RFD A	24	24	02
EAIN	S	F004D	SYS	1RFFC	6	6	16
ESAM	S	F111A	DAF	1RJAC	5	5	01
ESAN	S	F111A	DAF	1RJAC	1	1	01
EAIK	S	F105B	DAF	1NEBC	0	0	00
ESAM	S	F105B	DAF	1NEBC	0	0	00
ESAN	S	F145B	DAF	1NEBC	?	0	00

## DPEN AUTOMATED FUNDING ALLOCATION TEST FOR 26 JUN 75

PC	RCC	MDS	CUS	WRS	ALC REQ (\$000)	AFLC VAL (\$000)	PPIC
FARK	A	F004C	ANG	1RFDA	552	353	08
FAPH	A	F004C	DAF	1RFDA	64	41	02
FAPT	A	F004C	DAF	1RFDA	565	362	02
FASA	A	F004C	DAF	1RFDA	734	470	02
ECVA	A	F004C	DAF	1RFDA	7,136	4,567	02
FJFM	A	F004C	DAF	1RFDA	29	19	02
FKLI	A	F004C	DAF	1RFDA	810	518	02
EPHN	A	F004C	DAF	1RFDA	2,278	1,458	02
FTHR	A	F004C	DAF	1RFDA	110	70	02
FTHC	A	F004C	DAF	1RFDA	70	45	02
FGND	A	F004C	SYS	1RFDA	105	67	16
FGNP	A	F004C	SYS	1RFDA	15	10	16
FGNG	A	F004C	SYS	1RFDA	214	137	16
FGNP	A	F004C	SYS	1RFDA	32	20	16
FGNS	A	F004C	SYS	1RFDA	16	10	16
FMRP	A	F004C	SYS	1RFDA	1,030	659	16
FKAU	A	DF004C	ANG	1RFEA	90	58	08
FWCF	A	DF004C	ANG	1RFEA	2,200	1,408	08
FJFS	A	DF004C	DAF	1RFEA	84	54	02
FJFY	A	DF004C	DAF	1RFEA	3,498	2,234	02
FMCQ	A	DF004C	DAF	1RFEA	1,430	915	02
FMPP	A	DF004C	DAF	1RFEA	1,296	829	02
FRMX	A	DF004C	DAF	1RFEA	345	221	02
FTHW	A	DF004C	DAF	1RFEA	106	68	02
FTHI	A	DF004C	DAF	1RFEA	125	80	02
FGUJ	A	DF004C	SYS	1RFEA	143	92	16
FGUR	A	DF004C	SYS	1RFEA	9	6	16
FGUL	A	DF004C	SYS	1RFEA	61	39	16
FGUM	A	DF004C	SYS	1RFEA	21	13	16
FGON	A	DF004C	SYS	1RFEA	5	3	16
FNGA	A	DF004C	SYS	1RFEA	1,137	728	16
FAKR	A	F004D	DAF	1RFFA	268	172	02
FARI	A	F004D	DAF	1RFFA	0	0	02
ELFF	A	F004D	DAF	1RFFA	1,487	988	02
FMCT	A	F004D	DAF	1RFFA	4,281	2,740	02
FRHO	A	F004D	DAF	1RFFA	4,922	3,158	02
FRHW	A	F004D	DAF	1RFFA	2,857	1,828	02
FTRD	A	F004D	DAF	1RFFA	225	144	02
FTHF	A	F004D	DAF	1RFFA	124	79	02
FVHC	A	F004D	MAR	1RFFA	832	532	29
FRGW	A	F004D	SYS	1RFFA	18	12	16
FRGX	A	F004D	SYS	1RFFA	93	68	16
EJMK	A	F004D	SYS	1RFFA	677	433	16
FAPG	A	F004E	DAF	1RFGA	0	0	02
FRNK	A	F004E	DAF	1RFGA	3,727	2,385	02
FJFO	A	F004F	DAF	1RFGA	54	35	02
FMCH	A	F004E	DAF	1RFGA	20,221	12,941	02
FRUZ	A	F004E	DAF	1RFGA	1,821	1,165	02
FRSE	A	F004F	DAF	1RFGA	2,061	1,319	02
ETRF	A	F004F	DAF	1RFGA	359	238	02

## DPFM AUTOMATED FUNDING ALLOCATION TEST FOR 26 JUN 75

PC	RGC	MDS	CUS	WAS	AIC REU (\$000)	AFLC VAL (\$000)	PPIC
FDZP	A	C131A	AFP	1RCAA	34	0	00
FTIA	A	C131A	ANG	1RCAA	10	0	00
FCND	A	C131A	DAF	1RCAA	235	150	05
FJHC	A	C131A	DAF	1RCAA	61	37	05
FNDQ	A	C131A	DAF	1RCAA	15	10	05
FZZQ	A	C131A	DAF	1RCAA	12	8	05
FZZR	A	C131A	DAF	1RCAA	143	92	05
FVVS	A	C131A	DIA	1RCAA	10	6	24
FDYJ	A	C131A	SYT	1RCRA	10	0	00
FHZR	A	C131A	SYT	1RCRA	60	0	00
FZZP	A	C131D	DAF	1RCDA	10	6	05
FZZS	A	C131D	DAF	1RCDA	66	42	05
FFJX	A	VC131H	DAF	1RCHA	60	38	05
FIDP	A	VC131H	DAF	1RCHA	32	20	05
FRSX	A	VC131H	MAC	1RCHA	80	0	00
FRPX	A	VC131H	MAC	1RCHA	51	0	00
FHHT	A	T029A	DAF	1RCJA	114	74	05
FHJS	A	T029H	DAF	1RCJA	897	548	05
FPAQ	A	VT029H	AFP	1RCMA	29	0	00
FFTH	A	VT029H	ANG	1RCMA	10	0	00
FJHE	A	VT029H	DAF	1RCMA	33	21	05
FRHH	A	VT029H	DAF	1RCMA	10	6	05
FSHN	A	VT029H	DAF	1RCMA	230	147	05
FSHQ	A	VT029H	DAF	1RCMA	12	0	05
FKI7	A	VT029H	ANG	1RCMB	60	0	00
FNDP	A	T029C	DAF	1RCNA	435	279	05
FFSH	A	VT029C	DAF	1RCPE	24	18	05
FNKI	A	T029D	ANG	1RCRA	400	0	00
FSNR	A	VT029D	DAF	1RCSA	36	23	05
FVVV	A	VT029D	DIA	1RCSA	10	6	24
FPAY	A	VT029D	SYT	1RCSA	29	0	00
FRSF	A	F005A	FWF	1XJAA	1,633	0	05
FRNI	A	F005A	FWF	1XJCA	0	0	00
FESF	A	F005A	MSP	1XJCA	182	116	25
FRGZ	A	F005A	MAS	1XJCA	42	27	27
FDXJ	A	F005E	DAF	1XJEA	0	0	00
FRON	A	F005E	FWF	1XJEA	1,037	0	00
FRDY	A	F005E	FWF	1XJEA	57	0	00
FUND	A	F005E	FWF	1XJEA	0	0	00
FHNJ	A	F005E	MSP	1XJEA	74	47	25
FHAV	A	F005E	MAS	1XJEA	506	324	27
FDZN	A	F005A	MAS	1XJCA	201	129	27
FFTI	E	C131A	AFP	1RCAR	248	0	00
FFTH	E	C131A	ANG	1RCAR	252	0	00
FHHQ	F	C131A	DAF	1RCAR	42	27	05
FQWP	F	C131A	DAF	1RCAR	6	4	05
FSLV	F	C131A	DAF	1RCAR	1,178	766	05
FFYO	F	C131A	SYT	1RCAR	235	0	00
FHHY	F	C131A	DAF	1RCRR	7	5	05
FSFX	F	C131A	DAF	1RCRR	300	200	05

## DPHM AUTOMATED FUNDING ALLOCATION TEST FOR 26 JUN 74

PC	RRF	MDS	CUS	WNS	ALC REF (\$000)	AFLC VAL (\$000)	PPIC
FVUD	F	C1310	AFR	1RCOR	11	0	00
FKSS	F	C1310	ANG	1RCOR	21	0	00
FIHM	F	VC131H	DAF	1RCHR	50	33	05
FRUR	F	VC131H	MAC	1RCHR	100	0	00
FFS7	F	T029A	ANG	1RCJR	22	0	00
FSKT	F	T029A	DAF	1RCJR	255	166	05
FFSH	F	T029H	AFR	1RCLR	53	0	00
FFSY	F	VT029H	SYT	1RCMR	11	0	00
FRCP	F	T029C	MAR	1RCNR	21	0	00
FUMU	F	T029C	MAR	1RCNR	53	0	00
FZVI	F	T029C	MAR	1RCNR	75	0	00
FFYK	F	T029C	SYT	1RCNR	11	0	00
FHHO	F	VT029C	DAF	1RCPR	50	33	05
FQWH	F	VT029C	DAF	1RCPR	4	3	05
FHHO	F	F004C	DAF	1RFDR	501	326	02
FQWH	F	F004C	DAF	1RFDR	32	21	02
FHHO	F	F111A	DAF	1RJAR	63	41	01
FQWH	F	F111A	DAF	1RJAR	10	7	01
FHAC	F	C110A	DAF	1DWAR	420	0	00
FHHO	F	C110A	DAF	1DWAR	56	0	00
FQWH	F	C110A	DAF	1DWAR	5	0	00
FSEN	F	C110A	DAF	1DWAR	1,920	0	00
FFSS	F	C110A	SYT	1DWAR	53	0	00
FKZP	F	VC110A	AFR	1DWRH	21	0	00
FHHO	F	T033A	DAF	1LCAR	74	48	07
FQWH	F	T033A	DAF	1LCAR	7	5	07
FHRH	F	C130A	DAF	1LGAH	202	376	04
FHRH	F	C130A	DAF	1LGAH	327	213	06
FQWH	F	C130A	DAF	1LGAH	10	7	06
FHRH	F	AC130A	DAF	1LGDH	1,255	816	06
FNCP	F	AC130A	DAF	1LGDH	1,100	772	06
FHKV	F	AC130A	DAF	1LGDH	1,203	782	06
FHHO	F	C130H	DAF	1LGWH	2,773	1,802	06
FHPW	F	C130H	DAF	1LGWH	3,166	2,058	06
FHRH	F	4C130H	DAF	1LGSR	99	64	06
FHHO	F	4C130H	DAF	1LGSR	9	6	06
FHRH	F	4C130H	DAF	1LGSR	316	205	06
FQWH	F	4C130H	DAF	1LGSR	0	0	06
FNCT	F	C130Y	DAF	1LCYR	495	372	06
FHHO	F	F1050	DAF	1NFRH	99	0	00
FHHO	F	F1050	DAF	1NFRH	12	0	00
FQWH	F	F1050	DAF	1NFRH	3	0	00
FFYI	F	C123R	AFR	1REKR	94	61	20
FSLV	F	C123R	DAF	1REKR	480	312	04
FGXU	F	C123J	ANG	1RFJR	6	4	09
FMPG	F	C123J	FWF	1RFJR	12	0	00
FGXM	F	C123K	AFR	1REKR	206	106	20
FFYH	F	C123K	ANG	1REKR	57	37	09
FLDH	F	C123K	FWF	1REKR	0	0	00
FNDN	F	C123K	FWF	1REKR	256	0	00

## DPEN AUTOMATED FUNDING ALLOCATION TEST FOR 26 JUN 75

PC	RGC	MRS	CUS	MRS	ALC RED (\$000)	AFLC VAL (\$000)	PPIC
FTLA	E	C123K	FWF	1REKR	72	0	00
FKPS	F	C123K	MHP	1RFKR	107	70	26
FLRA	E	C123K	MHP	1REKN	94	35	26
FSJA	F	C123K	MHP	1RFKR	143	93	26
FFYK	F	C123K	SYT	1RFKR	11	0	00
FGWL	E	F005A	DAF	1XJAR	39	0	00
FHMN	F	F005A	DAF	1XJAB	24	0	00
FHWX	F	F005A	MHP	1XJAR	59	38	25
FFPK	F	F005R	DAF	1XJCR	227	0	00
FLDI	F	F005R	FWF	1XJCR	172	0	00
FHPN	F	F004F	DAF	1RFGR	10	12	02
FHPN	F	F111A	DAF	1RJAR	10	7	01
FMGR	F	F111A	DAF	1RJAR	10	12	01
FHPG	F	C111A	DAF	1DWAR	2	0	00
FRVI	F	C130E	DAF	1LGNR	64	42	06
FHPI	F	C130E	DAF	1LGNN	2	1	06
FKMP	F	C130E	DAF	1LGNR	0	5	06
FNVU	F	C130E	DAF	1LGNR	64	42	06
FZWC	G	F004C	DAF	1RFDF	52	21	02
FZWC	G	RF004C	DAF	1RFFF	11	4	02
FZWC	G	F111A	DAF	1R1AF	16	6	01
FZWC	G	C130A	DAF	1LCAF	14	6	06
FZWC	G	WC130R	DAF	1LGJF	1	0	06
FZWC	G	F105D	DAF	1NERF	4	0	00
FZWC	G	F005R	DAF	1XJCF	0	0	00
FHNN	J	VC131H	DAF	1RCHA	789	304	04
FEST	K	AC131A	AFR	1RCAA	90	45	06
FDEF	L	Y024R	ANG	1RCHA	00	33	10

## DPEM AUTOMATED FUNDING ALLOCATION TEST FOR 24 JUN 75

PC	RFC	MDS	CMS	WRS	ALC REQ (\$000)	AFLC VAL (\$000)	PPIC
HTSD	A	F111A	DAF	1R JAA	4,189	2,681	01
HTXD	A	F111A	DAF	1R JAA	28	18	01
HRCP	A	F111A	SYS	1R JAA	5,339	3,417	14
HRPR	A	F111A	SYS	1R JAA	8,926	5,713	14
HTSH	A	F111D	DAF	1R JDA	1,900	1,216	01
HUHA	A	F111D	DAF	1R JDA	35	22	01
HZZA	A	F111D	DAF	1R JDA	622	398	01
HTSF	A	F111D	SYS	1R JDA	755	483	14
HTSJ	A	F111E	DAF	1R JEA	6,926	4,433	01
HUHR	A	F111E	DAF	1R JFA	94	60	01
HSUD	A	F111E	SYS	1R JEA	4,930	3,155	14
HTSD	A	F111F	DAF	1R JFA	3,846	2,461	01
HTSL	A	F111F	SYS	1R JFA	1,421	909	14
HRHR	A	T033A	AFR	1LCAA	54	35	23
HRGZ	A	T033A	ANG	1LCAA	97	62	12
HLLR	A	T033A	ANG	1LCAA	552	353	12
HRHF	A	T033A	DAF	1LCAA	482	308	07
HOGN	A	T033A	DAF	1LCAA	293	188	07
HVFC	A	T033A	DAF	1LCAA	984	579	07
HUMQ	A	T033A	SYS	1LCAA	66	42	19
HVYZ	A	F105A	FHF	1LRAC	1,500	960	28
HVUN	A	F105R	AFR	1NFRA	524	335	21
HVUO	A	F105R	AFR	1NFRA	197	126	21
HVXO	A	F105R	AFR	1NFRA	80	51	21
HMDC	A	F105R	ANG	1NFRA	90	58	10
HMDJ	A	F105R	ANG	1NFRA	42	27	10
HURC	A	F105R	ANG	1NFRA	148	95	10
HMGD	A	F105D	AFR	1NFDA	897	574	21
HMGD	A	F105D	AFR	1NFDA	197	126	21
HJXR	A	F105D	AFR	1NFDA	222	142	21
HUOY	A	F105D	ANG	1NFDA	310	198	10
HUZY	A	F105D	ANG	1NFDA	275	176	10
HUGF	A	F105D	ANG	1NFDA	374	239	10
HVGH	A	F105D	ANG	1NFDA	98	63	10
HVXS	A	F105F	AFR	1NFFA	25	16	21
HZZR	A	F105F	AFR	1NFFA	99	63	21
HUFF	A	F105F	ANG	1NFFA	487	312	10
HUQA	A	F105F	ANG	1NFFA	56	36	10
HVGA	A	F105F	ANG	1NFFA	88	56	10
HWRP	A	F105G	DAF	1NFGA	1,318	0	00
HVHR	A	F105G	DAF	1NFGA	492	0	00
HZZR	A	F105G	DAF	1NFGA	93	0	00
HRSV	R	F111A	DAF	1R JAA	164	105	01
HTOM	H	F111A	DAF	1R JAA	5	3	01
HTNJ	H	F111A	DAF	1R JAA	4	3	01
HUHF	R	F111A	DAF	1R JAA	1,574	1,007	01
HUTC	R	F111A	DAF	1R JAA	18	12	01
HRSK	R	F111A	SYS	1R JAA	397	254	14
HTRT	H	F111A	SYS	1R JAA	2	1	14
HUPH	H	F111A	SYS	1R JAA	9	6	14

## DPFH AUTOMATED FUNDING ALLOCATION TEST FOR 26 JUN 75

PC	RC	MDS	CUS	MRS	AIC REQ (\$000)	AFLC VAL (\$000)	PPIC
JXCD	A	C11RA	AFR	1DHAA	0	0	00
JCML	A	C11RA	DAF	1DHAA	1,243	0	00
JCSF	A	C11RA	DAF	1DHAA	157	0	00
JJXR	A	C11RA	DAF	1DHAA	78	0	00
JXJN	A	C11RA	DAF	1DHAA	837	0	00
JTSF	A	C11RA	MAC	1DHAA	26	0	13
JGWH	A	C130A	AFR	1LGAA	160	0	22
JHLD	A	C130A	AFR	1LGAA	2,236	0	22
JHNR	A	C130A	AFR	1LGAA	522	0	22
JGNY	A	C130A	ANG	1LGAA	160	0	11
JTJM	A	C130A	ANG	1LGAA	610	0	11
JWJK	A	C130A	ANG	1LGAA	1,810	0	11
JMCY	A	C130A	DAF	1LGAA	186	0	06
JMKU	A	C130A	DAF	1LGAA	970	0	06
JTNH	A	C130A	FWF	1LGAA	979	0	28
JXEA	A	C130A	FWF	1LGAA	0	0	28
JJRF	A	C130A	SYS	1LGAA	217	0	18
JDXE	A	AC130A	DAF	1LGDA	1,429	97	06
JHMS	A	AC130A	DAF	1LGDA	206	0	06
JHMT	A	AC130A	DAF	1LGDA	265	0	06
JHIA	A	9C130A	DAF	1LGDA	612	0	06
JDGJ	A	C130R	AFR	1LGHA	1,967	0	22
JRLY	A	C130R	AFR	1LGHA	1,504	0	22
JLJE	A	C130R	AFR	1LGHA	1,076	0	22
JAFY	A	C130R	ING	1LGHA	439	0	11
JDGK	A	C130R	ANG	1LGHA	320	0	11
JTJF	A	C130R	ANG	1LGHA	214	0	11
JCZT	A	C130R	DAF	1LGHA	303	303	06
JTNC	A	C130R	DAF	1LGHA	305	0	06
JXEN	A	C130R	DAF	1LGHA	206	0	06
JXEN	A	C130R	DAF	1LGHA	263	0	06
JXEP	A	C130R	DAF	1LGHA	267	0	06
JGNG	A	C130R	MAP	1LGHA	300	0	00
JJYO	A	C130R	MAP	1LGHA	0	0	00
JLDS	A	C1300	DAF	1LGLA	450	0	06
JRRR	A	C130E	ANG	1LGNA	179	0	11
JRRR	A	C130E	ANG	1LGNA	375	0	11
JJRG	A	C130E	ANG	1LGNA	110	0	11
JANR	A	C130E	DAF	1LGNA	95	95	06
JCYR	A	C130E	DAF	1LGNA	3,064	3,964	06
JDXI	A	C130E	DAF	1LGNA	1,196	0	06
JDXV	A	C130E	DAF	1LGNA	1,395	0	06
JJRT	A	C130E	DAF	1LGNA	261	0	06
JLDY	A	C130E	DAF	1LGNA	4,999	0	06
JTJC	A	C130E	DAF	1LGNA	473	0	06
JVFT	A	C130E	DAF	1LGNA	156	0	06
JXFO	A	C130E	DAF	1LGNA	1,228	0	06
JJAP	A	4C130E	DAF	1LGSA	150	0	06
JNOR	A	4C130H	AFR	1LGSA	346	0	22
JDXU	A	4C130H	DAF	1LGSA	367	0	06

## DPFH AUTOMATED FUNDING ALLOCATION TEST FOR 26 JUN 75

PC	RGR	MDS	CUS	WRS	ALC REQ (\$000)	AFLC VAL (\$000)	PPIC
JIMY	A	HC130H	DAF	1LQSA	1,737	0	06
JJAA	A	HC130H	DAF	1LQSA	791	0	06
JVJV	A	HC130H	DAF	1LQSA	249	0	06
JCCV	A	C123K	AFR	1REKA	476	0	20
JTIM	A	C123K	AFR	1REKA	681	0	20
JXEY	A	C123K	AFR	1REKA	54	0	20
JZEA	A	C123K	ANG	1RFKA	4	0	09
JZER	A	C123K	DAF	1REKA	0	0	04
JADE	A	C123K	HAP	1REKA	60	0	26
JJXD	A	C123K	HAP	1REKA	230	0	26
JTSS	A	C123K	HAP	1REKA	395	0	26
JXEH	A	C123K	HAP	1RFKA	47	0	26
JNOF	R	C130A	ANG	1LGAA	0	0	11
JJPL	R	C130A	DAF	1LGAA	497	0	03
JJKK	R	C130B	DAF	1LGHA	60	0	06
JNOF	H	C130D	SYS	1LGLA	81	0	19
JNOB	R	C130E	AFP	1LGNA	81	0	22
JTHP	R	C130E	DAF	1LGNA	63	0	06
JJNJ	R	C123K	DAF	1RFKA	0	0	04
JHWD	R	C123K	DAF	1RFKA	1	1	04
JUST	J	VC118A	SYT	1DWRH	75	0	72
JOTT	K	C130E	DAF	1LGNA	69	69	13
JACK	L	C118A	SYT	1DWRH	9	0	75
JHAM	P	F004D	DAF	1RFFD	30	30	02
JJXS	R	C130E	DAF	1LQND	243	0	06

## VALIDATION SUMMARY FOR SELECTED WEAPON SYSTEMS

	AIRCRAFT	MISSILE	ENGINE	ONEI	EXCH	A/R/M
REQ	0	0	0	0	0	0
VAL	0	0	0	0	0	0
%	0	0	0	0	0	0
TOTAL	0	0	0	0	0	0
REQ	0	0	0	0	0	0
VAL	0	0	0	0	0	0
%	0	0	0	0	0	0
TOTAL	0	0	0	0	0	0
REQ	38,839	0	11,481	97	69	772
VAL	24,345	0	7,463	38	35	772
%	64	0	65	39	51	100
TOTAL	75	0	23	0	0	2
REQ	0	0	0	0	0	0
VAL	0	0	0	0	0	0
%	0	0	0	0	0	0
TOTAL	0	0	0	0	0	0
REQ	0	0	0	0	0	0
VAL	0	0	0	0	0	0
%	0	0	0	0	0	0
TOTAL	0	0	0	0	0	0
REQ	81,355	0	22,174	1,458	298	2,788
VAL	52,867	0	14,413	579	146	2,788
%	64	0	65	40	50	100
TOTAL	74	0	21	1	0	4
REQ	44,467	0	11,838	274	110	39

## VALIDATION SUMMARY FOR SELECTED WEAPON SYSTEMS

	AIRCRAFT	MISSILE	ENGINE	UMFI	EXCH	A/R/M
JAL	28,459	0	7.176	110	55	39
X	64	0	65	40	50	100
TOTAL	79	0	24	0	0	0
QFD	163,961	0	44.693	1,921	469	3,599
VAL	104,971	0	29.052	727	236	3,599
X	64	0	65	40	50	100
TOTAL	76	0	21	1	0	3

APPENDIX T  
THIRD TEST RESULTS OF THE MODEL

## DPEN AUTOMATED FUNDING ALLOCATION TEST FOR 26 JUN 75

PC	RCF	MDS	CUS	YMS	ALC REU (\$000)	AFIC VAL (\$000)	PPIC
DONK	F	FE04C	DAF	1RFB	14,613	8,768	02
DHAY	F	FE04E	DAF	1RFR	5,828	3,497	02
GOAL	E	FE04E	DAF	1RFR	1,116	670	02
IJAU	F	F111A	DAF	1RJA	3,562	2,137	01
PHFY	F	F111D	DAF	1RJD	1,256	754	01
RJGH	F	F111F	DAF	1RJF	6,007	3,604	01
RMGV	E	Y033A	AMG	1LCAR	119	36	12
RFAD	E	Y033A	MAP	1LCAR	31	0	00
RHYX	F	F105D	DAF	1NFR	975	0	00
RJGF	F	F004D	DAF	1RFFC	32	19	02
RJGG	F	F004D	DAF	1RFFC	34	20	02
RJGI	F	F111A	DAF	1RJA	112	67	01
RIPY	F	F105D	DAF	1NFR	56	0	00
RAHC	J	Y033A	MAP	1LCAR	20	1	73
RKKA	J	F105D	DAF	1NFR	33	2	74
RSTS	K	FE04E	DAF	1RFR	55	17	11
RRCF	L	F111D	DAF	1RJD	110	44	00

## DPEM AUTOMATED FUNDING ALLOCATION TEST FOR 26 JUN 75

PC	RCF	MDS-	CMS	WHS	AIC REQ (\$000)	AFLC VAL (\$000)	PPIC
FARK	A	F004C	ANG	1RFDA	552	221	00
FAPH	A	F004C	DAF	1RFDA	44	39	02
FARU	A	F004C	DAF	1RFDA	565	339	02
FARSA	A	F004C	DAF	1RFDA	734	440	02
FARVA	A	F004C	DAF	1RFDA	7,136	4,282	02
FARJFM	A	F004C	DAF	1RFDA	29	17	02
FARLI	A	F004C	DAF	1RFDA	810	486	02
FARMN	A	F004C	DAF	1RFDA	2,278	1,367	02
FARTR	A	F004C	DAF	1RFDA	110	66	02
FARTRC	A	F004C	DAF	1RFDA	70	42	02
FAROO	A	F004C	SYS	1RFDA	105	32	16
FARUP	A	F004C	SYS	1RFDA	15	5	16
FAROO	A	F004C	SYS	1RFDA	214	64	16
FAROR	A	F004C	SYS	1RFDA	32	10	16
FAROS	A	F004C	SYS	1RFDA	16	5	16
FAROR	A	F004C	SYS	1RFDA	1,030	309	16
FARAH	A	F004C	ANG	1RFFA	90	36	00
FARUCF	A	F004C	ANG	1RFFA	2,200	880	00
FARJFS	A	F004C	DAF	1RFFA	84	50	02
FARJY	A	F004C	DAF	1RFFA	3,498	2,099	02
FARCO	A	F004C	DAF	1RFFA	1,430	858	02
FARMP	A	F004C	DAF	1RFFA	1,296	778	02
FARMX	A	F004C	DAF	1RFFA	345	207	02
FARMI	A	F004C	DAF	1RFFA	106	64	02
FARMI	A	F004C	DAF	1RFFA	125	75	02
FARUJ	A	F004C	SYS	1RFFA	145	43	16
FARUK	A	F004C	SYS	1RFFA	9	3	16
FARUL	A	F004C	SYS	1RFFA	61	18	16
FARUN	A	F004C	SYS	1RFFA	21	6	16
FARUN	A	F004C	SYS	1RFFA	5	2	16
FARCA	A	F004C	SYS	1RFFA	1,137	341	16
FARAK	A	F004D	DAF	1RFFA	268	161	02
FARAI	A	F004D	DAF	1RFFA	0	0	02
FARLF	A	F004D	DAF	1RFFA	1,407	844	02
FARCT	A	F004D	DAF	1RFFA	4,241	2,569	02
FARMD	A	F004D	DAF	1RFFA	4,922	2,953	02
FARHM	A	F004D	DAF	1RFFA	2,857	1,714	02
FARHD	A	F004D	DAF	1RFFA	225	135	02
FARHF	A	F004D	DAF	1RFFA	124	74	02
FARHC	A	F004D	HAF	1RFFA	632	42	29
FAROW	A	F004D	SYS	1RFFA	18	5	16
FAROX	A	F004D	SYS	1RFFA	93	28	16
FARMK	A	F004D	SYS	1RFFA	677	203	16
FAROC	A	F004E	DAF	1RFGA	0	0	02
FAROK	A	F004E	DAF	1RFGA	3,727	2,236	02
FARJO	A	F004E	DAF	1RFGA	54	32	02
FARNC	A	F004E	DAF	1RFGA	20,221	12,133	02
FAROZ	A	F004E	DAF	1RFGA	1,821	1,093	02
FARSE	A	F004E	DAF	1RFGA	2,861	1,277	02
FARBF	A	F004E	DAF	1RFGA	359	215	02

## DPHM AUTOMATED FUNDING ALLOCATION TEST FOR 26 JUN 75

PC	RGC	WMS	CHS	WMS	AIC REQ (\$000)	AFLC VAL (\$000)	PPIC
ETMG	A	F004E	DAF	1RFGA	167	100	02
ETRJ	A	F004E	DAF	1RFGA	371	223	02
ETLK	A	F004E	DAF	1RFGA	436	262	02
FUIC	A	F004E	DAF	1RFGA	2,123	1,274	02
EXHK	A	F004E	DAF	1RFGA	5,556	3,334	02
FGUC	A	F004E	SYS	1RFGA	431	129	16
FGOD	A	F004E	SYS	1RFGA	727	218	16
FGUF	A	F004E	SYS	1RFGA	71K	215	16
FGDG	A	F004E	SYS	1RFGA	1,282	385	16
FGOH	A	F004E	SYS	1RFGA	15R	47	16
FGUI	A	F004E	SYS	1RFGA	487	176	16
EGAF	H	F004C	DAF	1RFDA	183	110	02
EGAI	L	RF004C	DAF	1RFEA	0	0	02
EGAK	K	RF004C	DAF	1RFEA	0	0	02
EGAW	P	F004D	DAF	1RFFA	184	110	02
EGAF	R	F004D	DAF	1RFFA	0	0	02
EGAG	P	F004D	DAF	1RFFA	0	0	02
EGWR	P	F004D	DAF	1RFFA	175	105	02
EGAH	H	F004E	DAF	1RFGA	0	0	02
ETBI	G	F004C	ANG	1RFDG	72	29	08
FLNR	C	F004C	DAF	1RFDG	243	146	02
ELNS	G	F004C	DAF	1RFDG	196	118	02
EAHN	R	F004C	MAP	1RFDG	64	3	29
ELNG	H	F004C	DAF	1RFEG	56	34	02
ELNC	C	F004C	DAF	1RFEG	34	20	02
ELND	C	F004D	DAF	1RFFG	406	244	02
ELNO	R	F111A	DAF	1RJAG	224	134	01
ELNR	R	F111E	DAF	1RJEG	34	20	01
ETMH	R	C130R	AFR	1LGHC	26	4	22
FLNO	G	C130F	DAF	1LGNG	56	22	06
EDFO	H	F004C	DAF	1RFDC	314	188	02
EDNY	J	AC131H	SYT	1RCBA	3	0	71
EACK	Y	F004D	DAF	1RFFA	235	94	08
FAST	L	AC131D	DAF	1RCDA	45	18	07
EGAJ	H	AC130A	SYT	1LGDR	174	0	08
ECVG	V	4C130H	DAF	1LGSA	360	144	06
EGEA	N	F105D	DAF	1NFER	286	0	08
FAIN	S	F004C	DAF	1RFDA	2,059	1,235	02
FAIO	S	F004C	DAF	1RFDA	31	19	02
FAIR	S	F004C	DAF	1RFDA	0	0	02
FAIS	S	F004C	DAF	1RFDA	546	328	02
ESAM	S	F004C	DAF	1RFDA	92	55	02
ESAN	S	F004C	DAF	1RFDA	24	14	02
EAIM	S	F004D	SYS	1RFFC	6	2	16
ESAM	S	F111A	DAF	1RJAC	5	3	01
ESAN	S	F111A	DAF	1RJAC	1	1	01
FAIR	S	F105R	DAF	1NFER	0	0	08
ESAM	S	F105R	DAF	1NFER	0	0	08
ESAN	S	F105R	DAF	1NFER	2	0	08

## OPEN AUTOMATED FUNDING ALLOCATION TEST FOR 26 JUN 75

PC	MGR	MDS	CUS	MMS	ALC REQ (\$000)	AFLC VAL (\$000)	PPIC
FDZP	A	C131A	AFN	1RCAA	34	0	00
FTIA	A	C131A	ANR	1RCAA	10	0	00
FCND	A	C131A	DAF	1RCAA	235	94	05
FJHC	A	C131A	DAF	1RCAA	61	24	05
FNHO	A	C131A	DAF	1RCAA	15	6	05
FZZO	A	C131A	DAF	1RCAA	12	5	05
FZZR	A	C131A	DAF	1RCAA	143	57	05
FVVS	A	C131A	DIA	1RCAA	10	1	24
FVYJ	A	C131H	SYT	1RCRA	10	0	00
FVZP	A	C131H	SYT	1RCRA	68	0	00
FZZP	A	C131D	DAF	1RCDA	10	4	05
FZZS	A	C131D	DAF	1RCDA	66	26	05
FFJX	A	VC131H	DAF	1RCHA	60	24	05
FIDP	A	VC131H	DAF	1RCHA	32	13	05
FRSY	A	VC131H	MAC	1RCHA	80	0	00
FRPX	A	VC131H	MAC	1RCHA	51	0	00
FNGT	A	T029A	DAF	1RCJA	116	46	05
FMJS	A	T029H	DAF	1RCJA	857	343	05
FPAO	A	VT029B	AFN	1RCHA	29	0	00
FFTH	A	VT029B	ANR	1RCHA	10	0	00
FJHE	A	VT029H	DAF	1RCHA	33	13	05
FRRU	A	VT029H	DAF	1RCHA	10	4	05
FSHN	A	VT029H	DAF	1RCHA	230	92	05
FSHO	A	VT029H	DAF	1RCHA	12	5	05
FVLT	A	VT029H	ANR	1RCRA	68	0	00
FVUP	A	T029C	DAF	1RCNA	435	174	05
FFSH	A	VT029C	DAF	1RCNA	20	11	05
FNKI	A	T029D	ANR	1RCRA	400	0	00
FSHP	A	VT029D	DAF	1RCSA	36	14	05
FVVV	A	VT029D	DIA	1RCSA	10	1	24
FPAV	A	VT029D	SYT	1RCSA	29	0	00
FRSF	A	F005A	FWF	1XJAA	1,633	0	00
FKNI	A	F005B	FWF	1XJCA	0	0	00
FFSF	A	F005B	MAR	1XJCA	182	18	25
FGGZ	A	F005B	MAS	1XJCA	42	2	27
FDXI	A	F005F	DAF	1XJFA	0	0	00
FRGN	A	F005E	FWF	1XJEA	1,037	0	00
FRNY	A	F005E	FWF	1XJEA	57	0	00
FUND	A	F005E	FWF	1XJEA	0	0	00
FHWJ	A	F005F	MAR	1XJFA	74	7	25
FHAV	A	F005E	MAS	1XJFA	506	25	27
FDZN	R	F005H	MAS	1XJCA	201	10	27
FFYI	F	C131A	AFN	1RCAN	240	0	00
FFYH	F	C131A	ANR	1RCAN	252	0	00
FHHO	E	C131A	DAF	1RCAN	42	17	05
FQWH	F	C131A	DAF	1RCAN	6	2	05
FSEV	E	C131A	DAF	1RCAN	1,178	471	05
FFYD	E	C131A	SYT	1RCAN	235	0	00
FHBY	E	C131H	DAF	1RCRH	7	3	05
FSEX	L	C131D	DAF	1RCRD	308	123	05

## DPEM AUTOMATED FUNDING ALLOCATION TEST FOR 26 JUN 75

PC	RCM	MDS	CUS	WHS	ALC REF (\$000)	ALC VAL (\$000)	PPIC
FVOD	F	C1310	AFR	1RCOR	17	0	00
FKSS	F	C1310	NG	1RCOR	21	0	00
FIDM	F	VC131M	DAF	1RCOR	50	20	05
FRUR	F	VC131M	MAG	1RCOR	100	0	00
FFSZ	F	T029A	ANG	1RCJP	22	0	00
FSFT	F	T029A	DAF	1RCJP	255	102	05
FFSW	F	T029H	AFR	19CLH	53	0	00
FFSY	E	VT029B	SYT	19CNR	11	0	00
FRCP	F	T029C	MAG	1RCNR	21	0	00
FIMU	F	T029C	MAG	1RCNR	53	0	00
FZVI	F	T029C	MAG	1RCNR	75	0	00
FFYK	F	T029C	SYT	1RCNR	11	0	00
FHRQ	F	VT029C	DAF	19CPR	50	20	05
FQNM	F	VT029C	DAF	19CPH	4	2	05
FHRD	F	F004C	DAF	19FDR	501	301	02
FQNM	E	F004C	DAF	19FDR	32	19	02
FHRD	F	F111A	DAF	19JAR	63	38	01
FQNM	F	F111A	DAF	19JAR	10	6	01
FHRD	F	C11PA	DAF	19JAR	420	0	00
FHRD	F	C11PA	DAF	19JAR	56	0	00
FQNM	F	C11PA	DAF	19JAR	5	0	00
FHRD	F	C11PA	DAF	19JAR	1,920	0	00
FFSS	F	C11PA	SYT	19JAR	53	0	00
FHRD	F	VC11PA	AFR	19JRN	21	0	00
FQNM	F	T033A	DAF	19CAR	74	30	07
FQNM	F	T033A	DAF	19CAN	7	3	07
FHRD	F	C130A	DAF	19CAN	502	201	06
FQNM	F	C130A	DAF	19CAR	327	131	06
FQNM	F	C130A	DAF	19CAR	10	4	06
FHRD	F	AC130A	DAF	19GDR	1,255	502	06
FHRD	F	AC130A	DAF	19GDR	1,188	475	06
FHRV	F	AC130A	DAF	19GDR	1,203	481	06
FHRH	F	C130H	DAF	19GHR	2,773	1,109	06
FHRH	F	C130H	DAF	19GHR	3,166	1,266	06
FHRH	F	HC130H	DAF	19GSR	99	40	06
FHRH	F	HC130H	DAF	19GSR	0	4	06
FHRH	F	HC130H	DAF	19GSR	316	126	06
FQNM	F	HC130H	DAF	19GSR	0	0	06
FNCT	F	C130Y	DAF	19GYR	495	198	06
FHRH	E	F1050	DAF	19FDH	99	0	00
FHRD	F	F1050	DAF	19FGH	12	0	00
FQNM	F	F1050	DAF	19FGH	3	0	00
FFYI	F	C123H	AFR	19FRH	94	19	20
FSEV	E	C123H	DAF	19FRH	480	288	04
FRXH	F	C123J	ANG	19FJH	6	2	09
FMPG	E	C123J	FWF	19FJH	12	0	00
FQXM	E	C123K	AFR	19FKR	256	57	20
FFYI	F	C123K	ANG	19FKR	57	23	09
FLUH	F	C123K	FWF	19FKR	0	0	00
FQNM	F	C123K	FWF	19FKR	256	0	00

## DPM AUTOMATED FUNDING ALLOCATION TEST FOR 26 JUN 75

PC	RCC	MDS	CUS	WHS	ALC REQ (\$000)	AFLC VAL (\$000)	PPIC
FTLA	E	C123K	FWF	1RFKR	72	0	00
FKPS	E	C123K	MAR	1RFKR	107	5	26
FLKA	F	C123K	MAR	1RFKR	54	3	26
FSJA	E	C123K	MAR	1RFKR	143	7	26
FFVK	E	C123K	SYT	1RFKR	11	0	00
FGWL	F	F005A	DAF	1XJAR	39	0	00
FHRM	F	F005A	DAF	1XJAR	24	0	00
FHLV	E	F005A	MAR	1XJAR	59	6	25
FFPK	F	F005H	DAF	1XJCR	227	0	00
FLDI	E	F005R	FWF	1XJCR	172	0	00
FHPN	F	F004E	DAF	1RFGH	18	11	02
FHPN	F	F111A	DAF	1RJAR	10	6	01
FHGR	F	F111A	DAF	1RJAR	16	11	01
FHPG	F	C11PA	DAF	10JAP	2	0	00
FGVI	F	C130E	DAF	1LGNR	64	26	06
FHPI	F	C130E	DAF	1LGNR	2	1	06
FKHP	F	C130E	DAF	1LGNR	A	3	06
FHVH	F	C130E	DAF	1LGNR	64	26	06
FZWC	G	F004C	DAF	1RFDF	52	31	02
FZWC	G	RF004C	DAF	1RFDF	11	7	02
FZWC	G	F111A	DAF	1RJAF	16	10	01
FZWC	G	C130A	DAF	1LRAF	14	6	06
FZWC	G	VC130R	DAF	1LGJF	1	0	06
FZWC	G	F1050	DAF	1VDF	4	0	00
FZWC	G	F0050	DAF	1XJCF	0	0	00
FUNN	J	VC131H	DAF	1RCHA	789	473	04
FAST	K	AC131A	AFP	1RCAA	90	36	06
FREE	L	T029R	ANG	1RCHA	66	20	10

## OPEN AUTOMATED FUNDING ALLOCATION TEST FOR 26 JUN 75

PC	RCC	MDS	CUS	WAS	ALC REQ (\$000)	AFLC VAL (\$000)	PPIC
HTSD	A	F111A	DAF	1RJAA	4,189	2,513	01
HTXD	A	F111A	DAF	1RJAA	28	17	01
HRCP	A	F111A	SYS	1RJAA	5,339	1,602	14
HRPR	A	F111A	SYS	1RJAA	8,926	2,678	14
HTSH	A	F1110	DAF	1RJDA	1,980	1,140	01
HUHA	A	F1110	DAF	1RJDA	35	21	01
HZZA	A	F1110	DAF	1RJDA	422	373	01
HTSF	A	F1110	SYS	1RJDA	755	227	14
HTSJ	A	F111E	DAF	1RJEA	6,926	4,156	01
HUHR	A	F111E	DAF	1RJEA	94	56	01
HSUO	A	F111E	SYS	1RJEA	4,930	1,479	14
HTSL	A	F111F	DAF	1RJFA	3,846	2,308	01
HTSL	A	F111F	SYS	1RJFA	1,421	424	14
HRGD	A	T033A	AFR	1LCGA	54	8	23
HRGZ	A	T033A	ANG	1LCGA	97	29	12
HLLP	A	T033A	ANG	1LCGA	552	166	12
HRHE	A	T033A	DAF	1LCGA	482	193	07
HQGN	A	T033A	DAF	1LCGA	293	117	07
HVFC	A	T033A	DAF	1LCGA	904	362	07
HUHA	A	T033A	SYS	1LCGA	66	13	19
HWFZ	A	T130A	FWF	1LGAC	1,500	75	28
HVVN	A	F105A	AFR	1NEFA	524	79	21
HVHQ	A	F105B	AFR	1NEFA	197	30	21
HVXO	A	F105B	AFR	1NEFA	80	12	21
HVUC	A	F105B	ANG	1NEFA	90	27	10
HVUJ	A	F105B	ANG	1NEFA	42	13	10
HVUC	A	F105B	ANG	1NEFA	148	44	10
HVGA	A	F105D	AFR	1NEFA	407	135	21
HVGD	A	F105D	AFR	1NEFA	197	30	21
HVXQ	A	F105D	AFR	1NEFA	222	33	21
HUOY	A	F105D	ANG	1NEFA	310	93	10
HUZO	A	F105D	ANG	1NEFA	275	83	10
HVDF	A	F105D	ANG	1NEFA	374	112	10
HVGH	A	F105D	ANG	1NEFA	98	29	10
HVXS	A	F105F	AFR	1NEFA	25	4	21
H7ZR	A	F105F	AFR	1NEFA	99	15	21
HUFF	A	F105F	ANG	1NEFA	487	146	10
HUJA	A	F105F	ANG	1NEFA	56	17	10
HVGA	A	F105F	ANG	1NEFA	88	26	10
HVRF	A	F105G	DAF	1NEFA	1,318	0	00
HVRR	A	F105G	DAF	1NEFA	492	0	00
H7ZG	A	F105G	DAF	1NEFA	93	0	00
HPSV	P	F111A	DAF	1RJAA	164	98	01
HTUN	H	F111A	DAF	1RJAA	5	3	01
HTRJ	F	F111A	DAF	1RJAA	4	2	01
HUDE	R	F111A	DAF	1RJAA	1,574	944	01
HUTC	P	F111A	DAF	1RJAA	18	11	01
HSNS	H	F111A	SYS	1RJAA	397	119	14
HTRI	H	F111A	SYS	1RJAA	2	1	14
HUPU	H	F111A	SYS	1RJAA	5	3	14

## DPEN AUTOMATED FUNDING ALLOCATION TEST FOR 26 JUN 75

PC	RRG	MDS	CUS	MRS	PIC REQ (\$000)	AFLC VAL (\$000)	PPIC
MTSF	R	F111D	SYS	1RJDA	1,818	545	14
MTSI	R	F111E	SYS	1RJEJ	847	254	14
MTSM	R	F111F	SYS	1RIFA	618	185	14
MPSV	R	T033A	DAF	1LCAA	62	25	07
MTHN	R	T033A	DAF	1LCAA	2	1	07
MTHW	R	T033A	DAF	1LCAA	5	2	07
MVUI	R	F105D	AFR	1NFDA	37	6	21
MVUJ	R	F105D	AFR	1NFDA	9	1	21
MUWH	R	F105D	ANG	1NFDA	4	1	10
MVUK	R	F105D	ANG	1NFDA	37	11	10
MPSV	R	F105D	DAF	1NFDA	164	0	00
MTAL	R	F105D	DAF	1NFDA	75	0	00
MTOM	R	F105D	DAF	1NFDA	2	0	00
MTSV	R	F105D	DAF	1NFDA	319	0	00
MWHH	R	F105D	DAF	1NFDA	218	0	00
MAND	J	C131A	DIA	1RCSA	54	27	05
MEML	K	VT029D	DIA	1RCSA	RR	4	01
MAND	K	F005R	MAS	1XJCA	618	371	02
MAPP	L	F0054	FMF	1XJCA	23	14	01
MTEH	M	F111A	DAF	1RJA4	16	10	01
MRSU	P	F111D	DAF	1RJDA	1	1	01
MTYA	P	F111D	SYS	1RJDG	2	1	14
MUPI	P	C131R	SYT	1LCHR	41	0	00
MRSU	P	F105D	DAF	1NFDA	1	0	00
MWHH	S	F111D	DAF	1RJDA	4	2	01
MTHD	S	F111D	DAF	1RJDA	10	6	01
MWFN	S	C130A	FMF	1LGAC	1	0	20
MWFO	S	C130A	FMF	1LGAC	60	3	20
MWFP	S	C130A	FMF	1LGAC	2	0	20
MWFO	S	C130A	FMF	1LGAC	9	0	20
MWFS	S	C130A	FMF	1LGAC	11	1	20
MWFI	S	C130A	FMF	1LGAC	9	0	20
MWVV	S	C130A	FMF	1LGAC	2	0	20
MWVW	S	C130A	FMF	1LGAC	44	2	20
MWVX	S	C130A	FMF	1LGAC	1	0	20
MWVY	S	C130A	FMF	1LGAC	30	2	20
MWHH	S	F105D	DAF	1NFDA	4	0	00
MTHD	S	F105D	DAF	1NFDA	10	0	00

## DPEM AUTOMATED FUNDING ALLOCATION TEST FOR 26 JUN 75

PC	PCC	MRS	CMS	MRS	ALC PEU (\$000)	AFLC VAL (\$000)	PPIC
JYCR	A	C11FA	AFR	10HAA	0	0	00
JCML	A	C11FA	DAF	10HAA	1,243	0	00
JCSF	A	C11FA	DAF	10HAA	157	0	00
JJXR	A	C11FA	DAF	10HAA	78	0	00
JXJM	A	C11FA	DAF	10HAA	837	0	00
JTSF	A	C11FA	HAC	10HAA	76	0	13
JGWD	A	C130A	AFR	1LGAA	160	74	22
JMLD	A	C130A	AFR	1LGAA	2,236	335	22
JWVR	A	C130A	AFR	1LGAA	522	78	22
JGUV	A	C130A	ANG	1LGAA	160	48	11
JTJM	A	C130A	ANG	1LGAA	610	183	11
JMJW	A	C130A	ANG	1LGAA	1,410	543	11
JMCO	A	C130A	DAF	1LGAA	186	74	06
JAKU	A	C130A	DAF	1LGAA	970	348	06
JTHU	A	C130A	FWF	1LGAA	979	49	20
JXFA	A	C130A	FWF	1LGAA	0	0	20
JJWF	A	C130A	SYS	1LGAA	217	43	10
JDXE	A	AC130A	DAF	1LGAA	1,429	572	06
JHMS	A	AC130A	DAF	1LGAA	206	82	06
JHMT	A	AC130A	DAF	1LGAA	245	106	06
JMIA	A	QC130A	DAF	1LREA	612	245	06
JOGJ	A	C130R	AFR	1LGHA	1,967	295	22
JRLY	A	C130R	AFR	1LGHA	1,504	276	22
JTJE	A	C130R	AFR	1LGHA	1,070	161	22
JAEM	A	C130R	ANG	1LGHA	439	132	11
JGJK	A	C130R	ANG	1LGHA	371	70	11
JTJF	A	C130R	ANG	1LGHA	214	64	11
JGZT	A	C130R	DAF	1LGHA	303	121	06
JTNC	A	C130R	DAF	1LGHA	305	122	06
JKEN	A	C130R	DAF	1LGHA	206	82	06
JXFO	A	C130R	DAF	1LGHA	263	105	06
JXEP	A	C130R	DAF	1LGHA	267	107	06
JGWR	A	C130R	HAP	1LGHA	300	0	00
JLYG	A	C130R	HAP	1LGHA	0	0	00
JIDS	A	C130D	DAF	1LGHA	458	183	06
JPKU	A	C130E	ANG	1LGNA	179	54	11
JRRG	A	C130E	ANG	1LGNA	375	113	11
JJPC	A	C130E	ANG	1LGNA	110	33	11
JANR	A	C130E	DAF	1LGNA	95	30	06
JGVR	A	C130E	DAF	1LGNA	3,964	1,546	06
JDXI	A	C130E	DAF	1LGNA	1,196	478	06
JFXV	A	C130E	DAF	1LGNA	1,395	558	06
JJMI	A	C130E	DAF	1LGNA	261	104	06
JLDY	A	C130E	DAF	1LGNA	4,900	2,000	06
JTJC	A	C130E	DAF	1LGNA	473	180	06
JVFT	A	C130E	DAF	1LGNA	156	62	06
JXFO	A	C130E	DAF	1LGNA	1,278	491	06
JJAP	A	UC130E	DAF	1LGNA	150	60	06
JNOR	A	UC130H	AFR	1LGSA	346	82	22
JRXU	A	UC130H	DAF	1LGSA	367	147	06

## DPEM AUTOMATED FUNDING ALLOCATION TEST FOR 26 JUN 75

PC	RGC	MDS	CUS	MRS	AIC REV (\$000)	AFLC VAL (\$000)	PPIC
JIMY	A	H0210H	DAF	1LHSA	1,737	695	06
JJAA	A	H0170H	DAF	1LHSA	791	316	06
JVFV	A	H0170H	DAF	1LHSA	249	190	06
JSCV	A	C123K	AFP	1REKA	476	95	28
JTIH	A	C123K	AFR	1REKA	681	136	28
JKEV	A	C123K	AFR	1REKA	54	11	28
JZEA	A	C123K	ANG	1REKA	4	2	09
JZEP	A	C123K	DAF	1REKA	0	0	04
JADF	A	C123K	MAP	1REKA	60	3	26
JJXQ	A	C123K	MAP	1REKA	230	12	26
JTSS	A	C123K	MAP	1REKA	395	24	26
JXEM	A	C123K	MAP	1REKA	47	2	26
JMOE	R	C130A	ANG	1LGAA	0	0	11
JIKL	R	C130A	DAF	1LGAA	497	199	06
JJAK	P	C130R	DAF	1LCHA	60	24	06
JNMF	B	C130R	SYS	1LGLA	81	16	18
JNHM	H	C130E	AFP	1LGNA	81	12	22
JTHP	R	C130E	DAF	1LGNA	63	25	06
JJ I	R	C123K	DAF	1REKA	0	0	04
JW R	R	C123K	DAF	1REKA	1	1	04
JUST	J	VC118A	SYT	1DMRR	75	4	72
JOTT	K	C130E	DAF	1LGNA	69	41	03
JACK	L	C118A	SYT	1DMRR	0	0	75
JH4H	P	F004D	HAF	1RFFD	30	18	02
JJAS	T	C130E	DAF	1LGND	243	97	06

SELECTED BIBLIOGRAPHY

## SELECTED BIBLIOGRAPHY

1. U.S. Department of Defense. Resource Management Systems of the Department of Defense. DOD Directive 7000.1 Washington DC: Government Printing Office, August 1966.
2. U.S. Department of the Air Force. Depot Purchased Equipment Maintenance. AFLC Regulation 66-40, Wright-Patterson AFB, Ohio: Government Printing Office, April 1974.
3. Hurwood, Gene L. Branch Chief, Headquarters Air Force Logistics Command (MMRER), Wright-Patterson AFB, Ohio. Personal interview. 2 January 1975.
4. U.S. Department of Defense. Depot Maintenance. An HQ AFLC/MMRER Briefing Document, Wright-Patterson AFB, Ohio: Government Printing Office, December 1974.
5. Wilhelm, Carl J. Manager, Headquarters Air Force Logistics Command (MMRER), Wright-Patterson AFB, Ohio. Personal interview. 12 November 1974.
6. U.S. Department of the Air Force. Minutes USAF/AFLC/ALC Materiel Management Review Oklahoma City, ALC FY75-3 Midcycle 21-25 Oct 74. Tinker AFB, Oklahoma: Government Printing Office, November 1974.
7. U.S. Department of Defense. Program Guidance. Joint Chiefs of Staff, Washington, DC: Government Printing Office, November 1974.
8. Witzberger, Phillip. Manager, Headquarters Air Force Logistics Command (MMP), Wright-Patterson AFB, Ohio. Personal interview. 17 January 1975.
9. Becker, Robert. Manager, Headquarters Air Force Logistics Command (MMRER), Wright-Patterson AFB, Ohio. Personal interview. 3 October 1974.
10. Hillis, David H. Operational Research Analyst, Headquarters Air Force Logistics Command (ADDRL), Wright-Patterson AFB, Ohio. Personal interview. 22 January 1975.
11. Clemmer, J. Systems Analyst, Headquarters Air Force Logistics Command (MMRER), Wright-Patterson AFB, Ohio. Personal interview. 17 January 1974.

12. Williams, Margie. "Depot Purchased Equipment Maintenance Training Manual." HQ AFLC/MMRER, Wright-Patterson AFB, Ohio: Government Printing Office, February 1975.
13. U.S. Department of the Air Force. Selective Management of Weapon Systems. Air Force Regulation 66-7. Washington DC: Government Printing Office, February 1973.
14. GS-600 Line GECOS 111 Time Sharing System Manual. New York: General Electric, 1971.
15. Hurwood, Gene L. Branch Chief, Headquarters Air Force Logistics Command (MMRER), Wright-Patterson AFB, Ohio. Personal interview. 17 January 1975.
16. U.S. Department of the Air Force. Recoverable Consumption Item Requirements System (DO41). AFLC Manual 57-3, Wright-Patterson AFB, Ohio: Government Printing Office.
17. \_\_\_\_\_. Item/Mission Essentiality Codes, HQ AFLC/MMRER letter dated 29 August 1973.
18. Hurwood, Gene L. Branch Chief, Headquarters Air Force Logistics Command (MMRER), Wright-Patterson AFB, Ohio. Personal interview. 26 May 1975.
19. Williams, Margie. DPEM Manager, Headquarters Air Force Logistics Command (MMRER), Wright-Patterson AFB, Ohio. Personal interview. 24 June 1975.
20. Hurwood, Gene L. Branch Chief, Headquarters Air Force Logistics Command (MMRER), Wright-Patterson AFB, Ohio. Personal interview. 24 June 1975.
21. \_\_\_\_\_. Personal interview. 3 July 1975.
22. \_\_\_\_\_. Personal interview. 2 July 1975.
23. Brock, Floyd, Major, USAF. Maintenance Staff Officer, Headquarters Air Force Logistics Command (MAJO), Wright-Patterson AFB, Ohio. Personal interview. 3 January 1975.