

AMRL-TR-76-124



1  
B.S.

ADA 040623

SELECTION OF MINIMUM DAY/NIGHT  
LEVELS FOR NOISEMAP CONTOUR  
CALCULATIONS

Dwight E. Bishop

Bolt Beranek and Newman Inc.  
21120 Vanowen Street  
Canoga Park, California

November 1976

Approved for public release; distribution unlimited

AEROSPACE MEDICAL RESEARCH LABORATORY  
AEROSPACE MEDICAL DIVISION  
AIR FORCE SYSTEMS COMMAND  
WRIGHT-PATTERSON AIR FORCE BASE, OHIO

DDC  
RECEIVED  
JUN 16 1977  
A

AD No. \_\_\_\_\_  
DDC FILE COPY

## NOTICES

When US Government drawings, specifications, or other data are used for any purpose other than a definitely related Government procurement operation, the Government thereby incurs no responsibility nor any obligation whatsoever, and the fact that the Government may have formulated, furnished, or in any way supplied the said drawings, specifications, or other data, is not to be regarded by implication or otherwise, as in any manner licensing the holder or any other person or corporation, or conveying any rights or permission to manufacture, use, or sell any patented invention that may in any way be related thereto.

Please do not request copies of this report from Aerospace Medical Research Laboratory. Additional copies may be purchased from:

National Technical Information Service  
5285 Port Royal Road  
Springfield, Virginia 22161

Federal Government agencies and their contractors registered with Defense Documentation Center should direct requests for copies of this report to:

Defense Documentation Center  
Cameron Station  
Alexandria, Virginia 22314


## TECHNICAL REVIEW AND APPROVAL

AMRL-TR-76-124

This report has been reviewed by the Information Office (OI) and is releasable to the National Technical Information Service (NTIS). At NTIS, it will be available to the general public, including foreign nations.

This technical report has been reviewed and is approved for publication.

FOR THE COMMANDER



HENNING E. VON GIERKE  
Director  
Biodynamics and Bionics Division  
Aerospace Medical Research Laboratory

APPROVED FOR	
NTIS	White Section <input checked="" type="checkbox"/>
DDC	Buff Section <input type="checkbox"/>
UNANNOUNCED	<input type="checkbox"/>
JUSTIFICATION.....	
BY.....	
DISTRIBUTION/AVAILABILITY CODES	
DIST.	AVAIL. CODE OR SPECIAL
A	

REPORT DOCUMENTATION PAGE		READ INSTRUCTIONS BEFORE COMPLETING FORM	
1. REPORT NUMBER <b>18</b> AMRL-TR-76-124 ✓	2. GOVT ACCESSION NO.	3. RECIPIENT'S CATALOG NUMBER	
4. TITLE (and Subtitle) SELECTION OF MINIMUM DAY/NIGHT LEVELS FOR NOISEMAP CONTOUR CALCULATIONS.		5. TYPE OF REPORT & PERIOD COVERED Technical report	
7. AUTHOR(s) Dwight E. Bishop		6. PERFORMING ORG. REPORT NUMBER BBN <del>Project</del> -10189 ✓	
9. PERFORMING ORGANIZATION NAME AND ADDRESS Bolt Beranek & Newman, Inc. ✓ 21120 Vanowen Street Canoga Park CA 91305		8. CONTRACT OR GRANT NUMBER(s) F33615-76-C-0507	
11. CONTROLLING OFFICE NAME AND ADDRESS Aerospace Medical Research Laboratory, Aerospace Medical Division, Air Force Systems Command, Wright-Patterson Air Force Base, Ohio 45433		10. PROGRAM ELEMENT, PROJECT, TASK AREA & WORK UNIT NUMBERS 62202F-17 72314-04-28	
14. MONITORING AGENCY NAME & ADDRESS (if different from Controlling Office) <b>12</b> <b>14p.</b>		12. REPORT DATE November 1976	
		13. NUMBER OF PAGES 15	
		15. SECURITY CLASS. (of this report) Unclassified	
		15a. DECLASSIFICATION/DOWNGRADING SCHEDULE N/A	
16. DISTRIBUTION STATEMENT (of this Report) Approved for Public Release; Distribution Unlimited			
17. DISTRIBUTION STATEMENT (of the abstract entered in Block 20, if different from Report)			
18. SUPPLEMENTARY NOTES Partial support provided by Air Force Civil Engineering Center.			
19. KEY WORDS (Continue on reverse side if necessary and identify by block number) Acoustics Aircraft Noise Airport Planning			
20. ABSTRACT (Continue on reverse side if necessary and identify by block number) This report discusses guidelines for the minimum Day/Night Level (DNL) values that should be used with NOISEMAP type computations to: (1) insure adequate accuracy of the lowest contour level for a given set of aircraft operations; and (2) minimize the number of machine computations and thereby reduce operating costs. An analysis is made of the errors introduced in the DNL contour values due to truncation of the "partial" DNL cutoff determined			

→ by the single event noise level or the number of aircraft operations for a particular flight path. For a given airbase and fixed volume of aircraft operations, the cutoff occurs at higher single event noise levels as the number of aircraft flight paths or aircraft classes are increased. Finer detail in describing the aircraft operations results in the cutoff noise levels being raised with an increased error at the edges of the DNL grid computations, but with a corresponding decrease in the machine running time. These DNL cutoff guidelines have been incorporated into version 3.4 of NOISEMAP.

↑

## PREFACE

This report is one of a series describing the contractual and in-house research program undertaken by the Aerospace Medical Research Laboratory under Project/Task 723104, Measurement of Prediction of Noise Environments of Air Force Operations, and develop a procedure for predicting the community noise exposure resulting from aircraft operations. Other reports previously published under this research program include: AMRL-TR-73-105, "Community Noise Exposure Resulting From Aircraft Operations: Application Guide for Predictive Procedure"; AMRL-TR-73-106, "Community Noise Exposure Resulting From Aircraft Operations: Technical Review"; AMRL-TR-73-107, "Community Noise Exposure Resulting From Aircraft Operations: Acquisition and Analysis of Aircraft Noise and Performance Data"; AMRL-TR-73-108, "Community Noise Exposure Resulting From Aircraft Operations: Computer Program Operator's Manual"; AMRL-TR-73-109, "Community Noise Exposure Resulting From Aircraft Operations: Computer Program Description"; AMRL-TR-73-108, Appendix "Community Noise Exposure Resulting From Aircraft Operations: NOISEMAP Program Operator's Manual"; AMRL-TR-73-108, "Addendum For Version 3.3 of NOISEMAP". Technical monitor for this effort was Mr. Jerry Speakman of the Biodynamic Environment Branch. Partial funding for this effort was provided by the Air Force Civil Engineering Center, Tyndall AFB, Florida.

SELECTION OF MINIMUM DAY/NIGHT LEVELS  
FOR NOISEMAP CONTOUR CALCULATIONS

I. INTRODUCTION

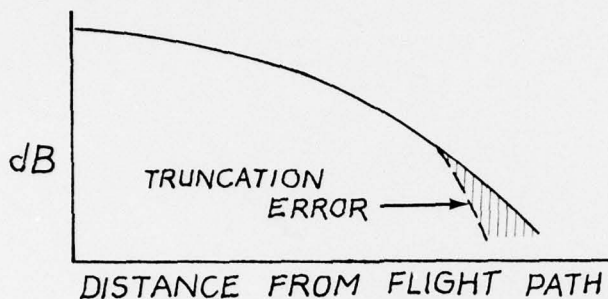
This technical memo provides recommendations for selecting minimum day/night level (DNL) values in NOISEMAP computations. The recommendations are based upon interpretation and analysis of a simple calculation model which is described in detail in the Appendix.

II. TECHNICAL DISCUSSION

In NOISEMAP computations, two limits for DNL computations can be specified:

- (a) Noise contributions from aircraft flight paths may be dropped when the sound exposure level (SEL) for that aircraft drops below a given value. Alternatively, noise level contributions from an aircraft may be dropped when the distance from the aircraft exceeds a maximum value.
- (b) Contribution from an aircraft flight path may be dropped when the "partial" DNL value for that particular flight path falls below a minimum value. This cutoff is determined by both the noise level *and* the number of operations on the flight path. Thus, for a given airport and fixed volume of aircraft operations, the cutoff occurs at higher SEL values as the numbers of aircraft flight paths and aircraft classes are increased. Hence, as one gets more sophisticated by providing finer detail in describing aircraft operations, with an attendant increase in aircraft classes and tracks, the cutoff noise levels are raised with increased error at the edges of the grid computations.

Figure 1 (from Reference 1) provides an estimate of the noise level cutoff as a function of the effective number of operations, for a cutoff value of DNL 42 (or NEF 7). Note that the cutoff result in a truncation of noise levels near the edges of the grid path roughly shown below.



Generally, the errors introduced by truncation will be largest when there are near equal contributions from many flight paths and aircraft. For a given error in grid computations, the resulting contour error will generally be greatest when the noise exposure gradient is small; the contour error will be least when the gradient is large.

One needs to specify a cutoff value in order to limit the number of computations. However, the limit should be set to hold possible truncation errors to a small finite quantity. In practice, one cannot easily determine the number of "partial" DNL values that contribute to the total DNL at each grid point; this number will vary widely with the grid point location. Faced with this situation, one approach is to estimate the likely worst case situation for a given airport, and select a cutoff that would limit the errors of this worst case situation.

To provide some insight into potential DNL calculation errors, a simplified situation is assumed, where a number  $N$  of partial DNL values,  $L_i$ , contribute to a total DNL value,  $\bar{L}_N$ . These partial

values are assumed to be uniformly distributed over a total DNL range,  $\Delta L$ , with a constant difference in level,  $K$ , between any two partial values. This situation is sketched in Figure 2.

The partial values can be summed to obtain the total DNL value  $\bar{L}_N$ . When a DNL cutoff,  $L_c$ , is introduced that exceeds the lowest partial DNL value, one or more DNL values are dropped in calculating the total DNL. Thus, there will be a difference (or error) between the computed DNL value  $\bar{L}_x$  and the true total DNL value.

Using the equations given in the Appendix several series of calculations were made to determine the difference between the total DNL value and the cutoff value (approximately represented by the quantity  $y$  in Figure 2) for specified errors in calculation of 0.5 and 1.0 dB. The results of these calculations are shown in Figure 3 and 4. Figure 3 shows that for a given range of partial DNL values (in this example, 20 dB), the value  $y$  increases almost linearly with the logarithm of the number of partial DNL values.

In Figure 4, the number of partial DNL values is held constant at 21, while the range of the partial DNL values is varied from 5 to 40 dB. In this situation, the value of  $y$  shows a small decrease as the range of partial DNL value is increased beyond about 10 dB.

From inspection of these two figures, the dominating influence on  $y$  is the total number of partial DNL values as indicated in Figure 3. A straight line fitted to the 0.5 dB error curve in Figure 3 over the range from 10 to 100 partial DNL values gives the following:

$$y = 0.6 + 11.7 \log N \quad (1)$$

Note that the slope (11.7) is slightly greater than the slope of 10 that would result when the range y goes to zero.

Now in actual computations, it is obvious that not all flight segments will provide significant contributions to the noise at any given spot. For a worst case situation, the number of potential flight segments is proportional to the total number of flight cards reduced by a factor related to the number of active airport runways and gross number of flight tracks. Thus, this consideration, together with Equation (1) leads to the following expression for setting the cutoff limit for individual flight track DNL calculations:

$$L_c = L_o - 11.7 \log \frac{N}{R+1} \quad (2)$$

where  $L_o$  = value of the minimum DNL contours of interest

$L_c$  = cutoff DNL value

N = total number of flight track cards

R = number of active physical runways

The above should result in calculation errors that do not exceed 0.5 dB, and, in most situations, should result in errors of appreciably less than 0.5 dB.

#### REFERENCES

1. D. E. Bishop, "Review of NOISEMAP Contour Calculation Program Parameters That Influence Noise Contour Accuracy", BBN Technical Memorandum, September 1975.

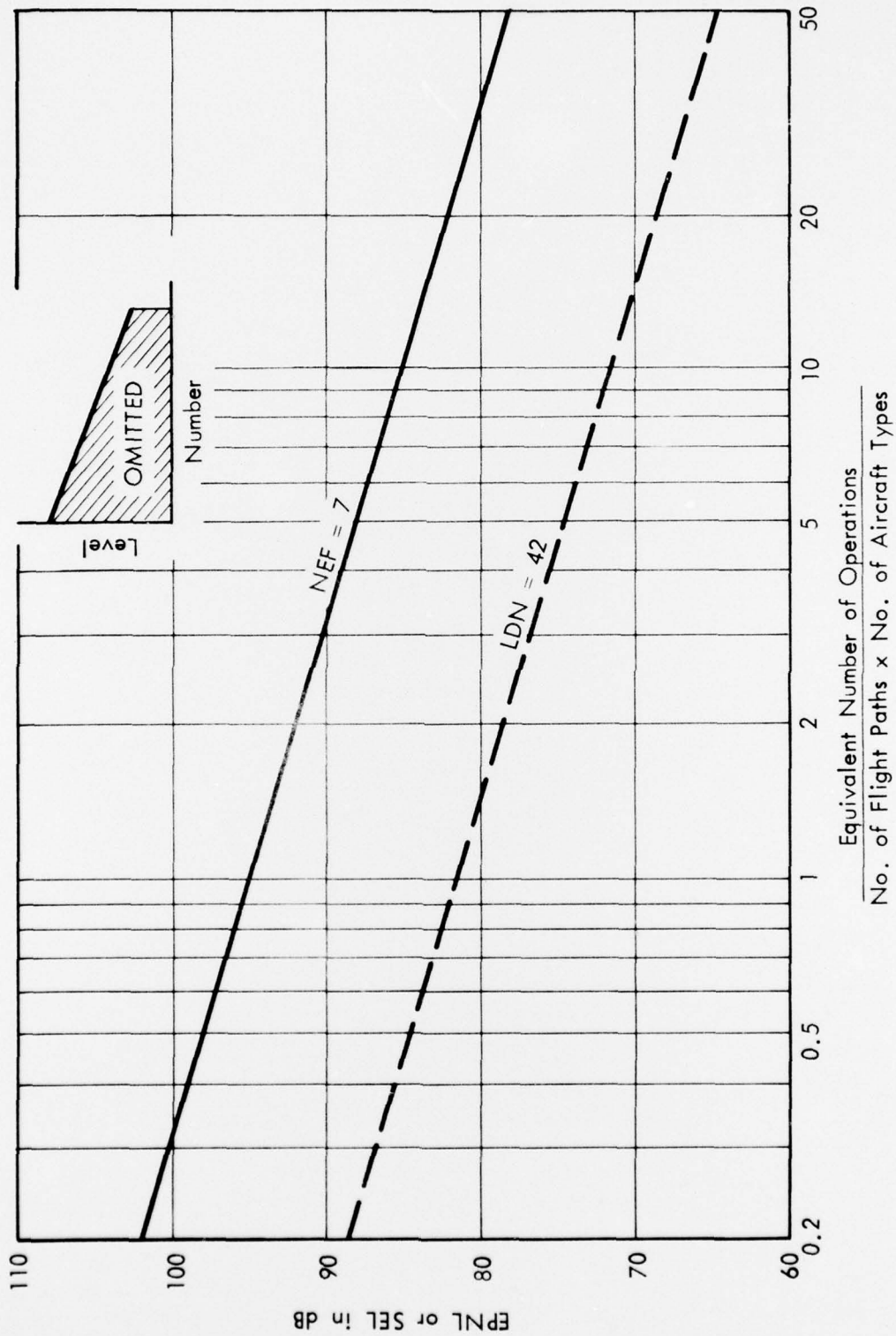


FIGURE 1. APPROXIMATE NOISE LEVEL CUTOFF DUE TO "PARTIAL" NEF OR LDN CUTOFF IN COMPUTATIONS

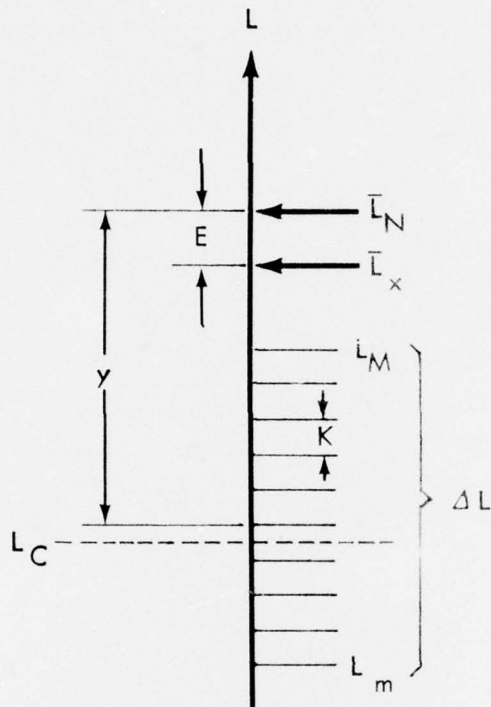


FIGURE 2. RELATIONSHIP OF LEVELS FOR DAY-NIGHT LEVEL CUTOFF ERROR ANALYSIS

## APPENDIX

### CUTOFF ERROR ANALYSIS

Assume N "partial" DNL values,  $L_i$ , at a given ground position, contributed by individual aircraft flight segments. Assume the  $L_i$  values are uniformly distributed over a total DNL range,  $\Delta L$ , with a constant difference in level,  $K$ , between any two partial values. Thus, the  $L_i$  values are evenly spaced between a maximum value,  $L_M$  and a minimum value,  $L_m$  where:

$$L_m = L_M - (N-1)K \quad (1)$$

The "total", or combined DNL value  $\bar{L}_N$  is:

$$\bar{L}_N = 10 \log \sum_i 10^{\frac{L_i}{10}} = 10 \log \sum_i 10^{\frac{L_M}{10} + 10^{\frac{L_M-K}{10}} + \dots + 10^{\frac{L_M-(N-1)K}{10}}}$$

or 
$$\bar{L}_N = (L_M - (N-1)K) + 10 \log \frac{k^N - 1}{k - 1} \quad (2)$$

where  $k = 10^{\frac{K}{10}}$

When the DNL cutoff ( $L_c$ ) exceeds the minimum DNL value, one or more DNL values are dropped in the summation,  $\bar{L}_x$ . Hence, there is a difference (or error,  $E$ ) between the computed  $\bar{L}_x$  and the "true"  $\bar{L}_N$ , where

$$E = \bar{L}_N - \bar{L}_x \quad (\text{dB})$$

In selecting DNL cutoff values appropriate to the desired noise contour situation, the question arises as to what is the maximum cutoff value for a specified error, E. Or, alternatively stated, for an error equal or less than a specified value of E, what is the value of y where:

$$y = \bar{L}_N - (L_M - xK)$$

The calculation situation is sketched in Figure 2.

The computed DNL value,  $\bar{L}_x$  is given by:

$$\bar{L}_x = (L_M - xK) + 10 \log \frac{k^{x+1} - 1}{k - 1} \quad (3)$$

For a specified value of E, the values of x and y can be determined from trial and error solution of the following:

$$10 \frac{L_M - xK}{10} (k^{x+1} - 1) = \frac{10 \frac{L_M - (N+1)K}{10}}{\xi} (k^N - 1) \quad (4)$$

where  $\xi = 10 \frac{E}{10}$

Equation (4) was used to calculate the curves of Figure 3 and 4.

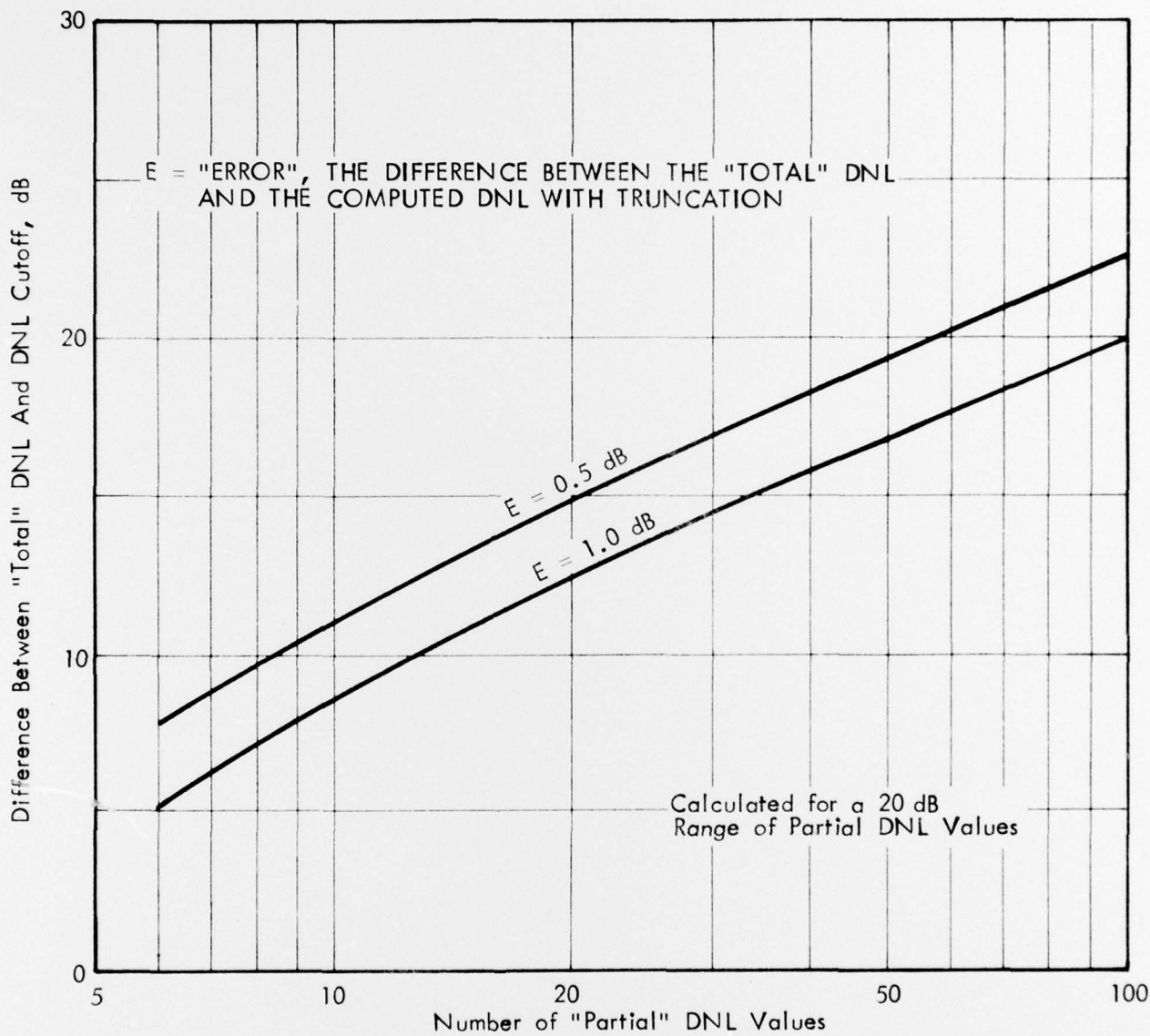


FIGURE 3. CUTOFF ERROR VARIATION WITH NUMBER OF PARTIAL DNL VALUES

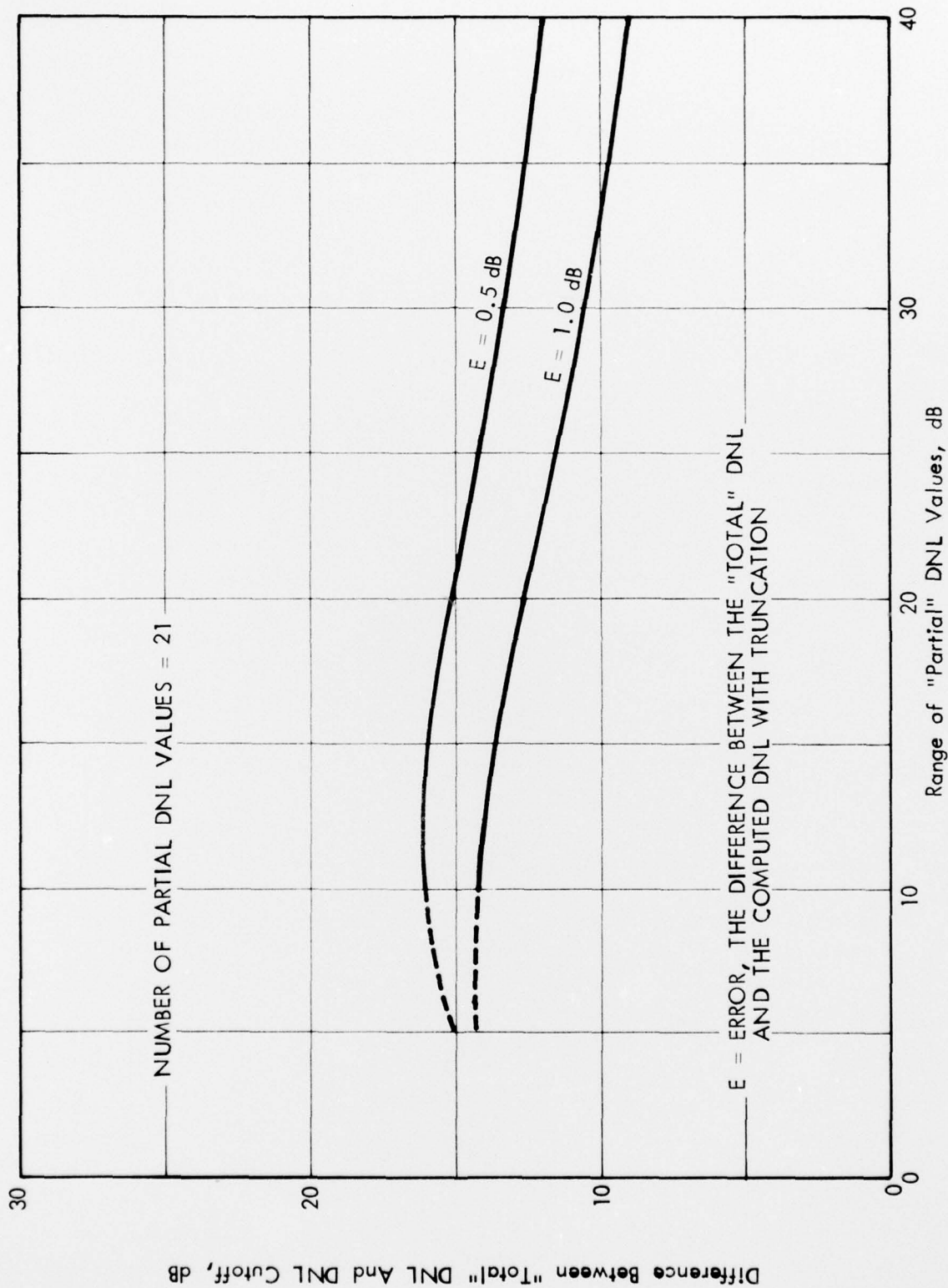


FIGURE 4. CUTOFF ERROR VARIATION WITH THE RANGE OF PARTIAL DNL VALUES