


AD-A041 568

FEDERAL AVIATION ADMINISTRATION WASHINGTON D C OFFICE--ETC F/G 5/9  
U. S. CIVIL AIRMEN STATISTICS.(U)  
1976

UNCLASSIFIED

NL

1 OF 1  
ADA041 568



END

DATE  
FILMED  
8 - 77

**STATIST**



② U.S. Civil Airmen Statistics

⑪ 1976

⑫ 34 p.

ACCESS:		
NTS	White Section	<input checked="" type="checkbox"/>
DDC	Buff Section	<input type="checkbox"/>
UNANNOUNCED JUSTIFICATION		<input type="checkbox"/>
file copy form 50		
BY:		
DISTRIBUTION/AVAILABILITY CODES		
DISC.	AVAIL.	AND/OR SPECIAL
A		

PREFACE

The U.S. Civil Airmen Statistics is an annual study published to meet the demands of FAA, other government agencies, and industry for more detailed airmen statistics than those published in other FAA reports.

Statistics pertaining to airmen, both pilot and nonpilot, were obtained from the official airman certification records maintained at the FAA Aeronautical Center, Oklahoma City, Oklahoma.

This study was prepared in the Office of Management Systems, Information and Statistics Division, Information Operations Branch (AMS-220), by Patricia Wilson.

DISTRIBUTION: ZMS-348C; FAS-1, FFS-1,2,3,5,7,8, FAT-0, FIA-0 (1 copy) ZMS-411

C O N T E N T S

	Page
I. Active Pilot Certificates Held .....	3
II. Active Nonpilot Certificates Held .....	19
III. Pilot Certificates Issued .....	25

Tables

1. Active Pilot Certificates Held: December 31, 1967-76 .....	4
2. Active Women Certificates Held: December 31, 1967-76 .....	5
3. Active Pilots and Nonpilots Certificates Held, by Class of Certificates, by FAA Region: December 31, 1976 .....	6
4. Active Pilots and Flight Instructors by FAA Region and State: December 31, 1976 .....	9
5. Active Women Pilots and Flight Instructors by FAA Region and State: December 31, 1976 .....	10
6. Active Helicopter Pilots by Class of Certificates: December 31, 1976 .....	11
7. Active Glider Pilots by Class of Certificates: December 31, 1976 .....	12
8. Active Helicopter and Glider Pilots: December 31, 1972-76 ..	13
9. Total and Instrument Rated Pilots: December 31, 1972-76 ....	13
10. Airline Transport Certificates Held, by Selected Age Groups: 1967-76 .....	15

C O N T E N T S

Tables--Continued

	Page
11. Active Pilot Certificates Held, by Category and Age Group of Holder: 1971, 1975, 1976 .....	16
12. Instrument Ratings Held, by Class of Certificates: December 31, 1975 and 1976 .....	17
13. Instrument Ratings Held, by Class of Certificates, by FAA Region: December 31, 1976 .....	18
14. Active Nonpilot Airmen Certificates Held, by FAA Region and State: December 31, 1976 .....	20
15. Active Women with Nonpilot Certificates Held, by FAA Region and State: December 31, 1976 .....	21
16. Active Nonpilot Certificates Held, by Category and Age Group of Holder: 1971, 1975, 1976 .....	22
17. FAA Designated Mechanic and Parachute Rigger Examiners by FAA Region and State: 1976 .....	23
18. Pilot Certificates Issued, by Category: Calendar Years 1972-76 .....	24
19. Pilot Certificates Issued, by Class of Conductor: Calendar Year 1976 .....	26
20. Instrument Ratings Issued: 1972, 1975, 1976.....	27
21. Student Certificates Issued, by Month: 1972-76 .....	29

C O N T E N T S

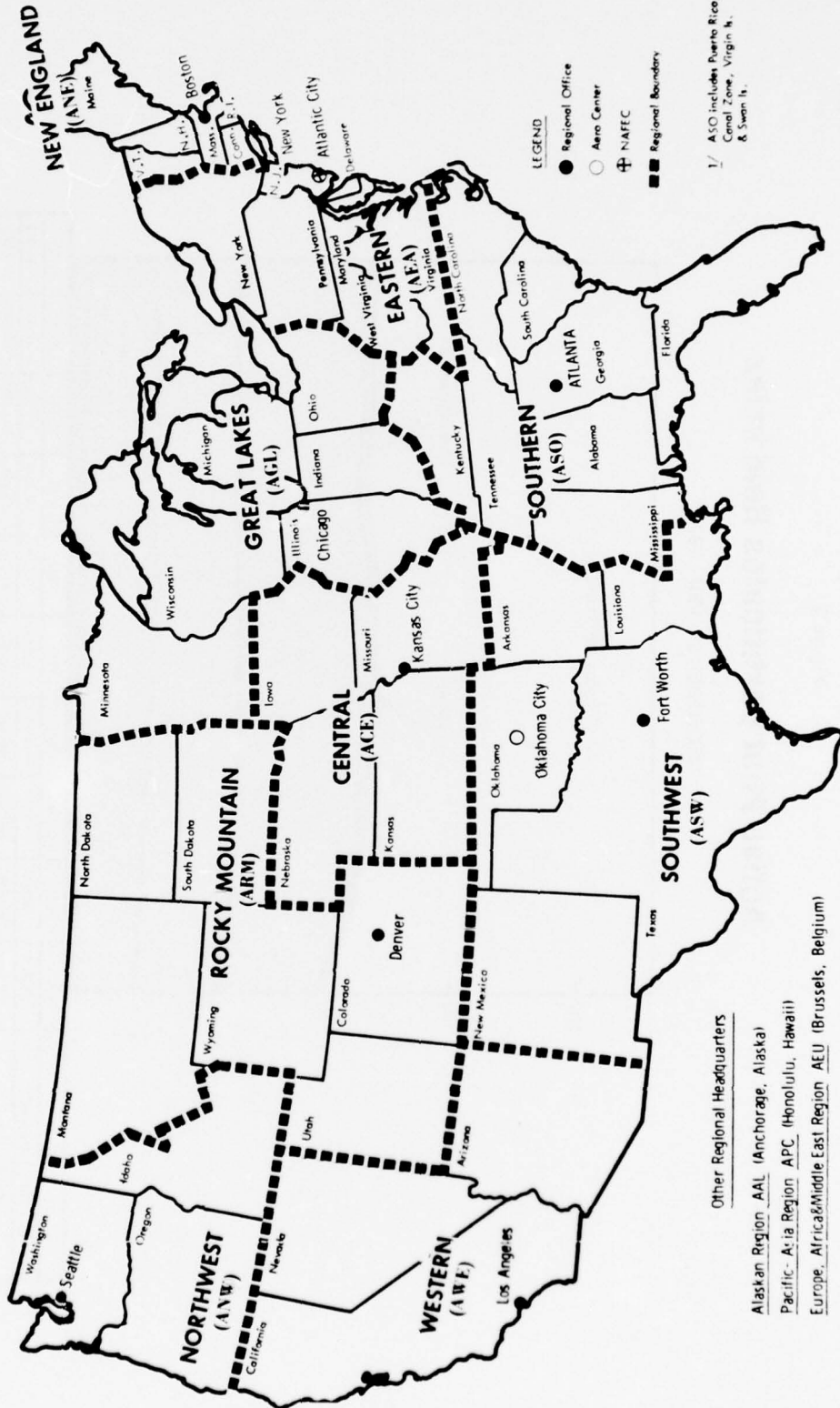
Charts

Figure	Page
1. Federal Aviation Administration Regions and Regional Offices.	1
2. Active Pilot Certificates Held Index: December 31, 1967-76 .	2
3. Active Private Pilots: December 31, 1976 .....	8
4. Active Airline Transport Pilots by Selected Age Groups: December 31, 1967-76 .....	14
5. Student Certificates Issued Quarterly: 1972-76 .....	28

Department of Transportation  
Federal Aviation Administration

# FAA REGIONAL BOUNDARIES

Including Locations of Regional Headquarters & Centers



Other Regional Headquarters

Alaskan Region AAL (Anchorage, Alaska)

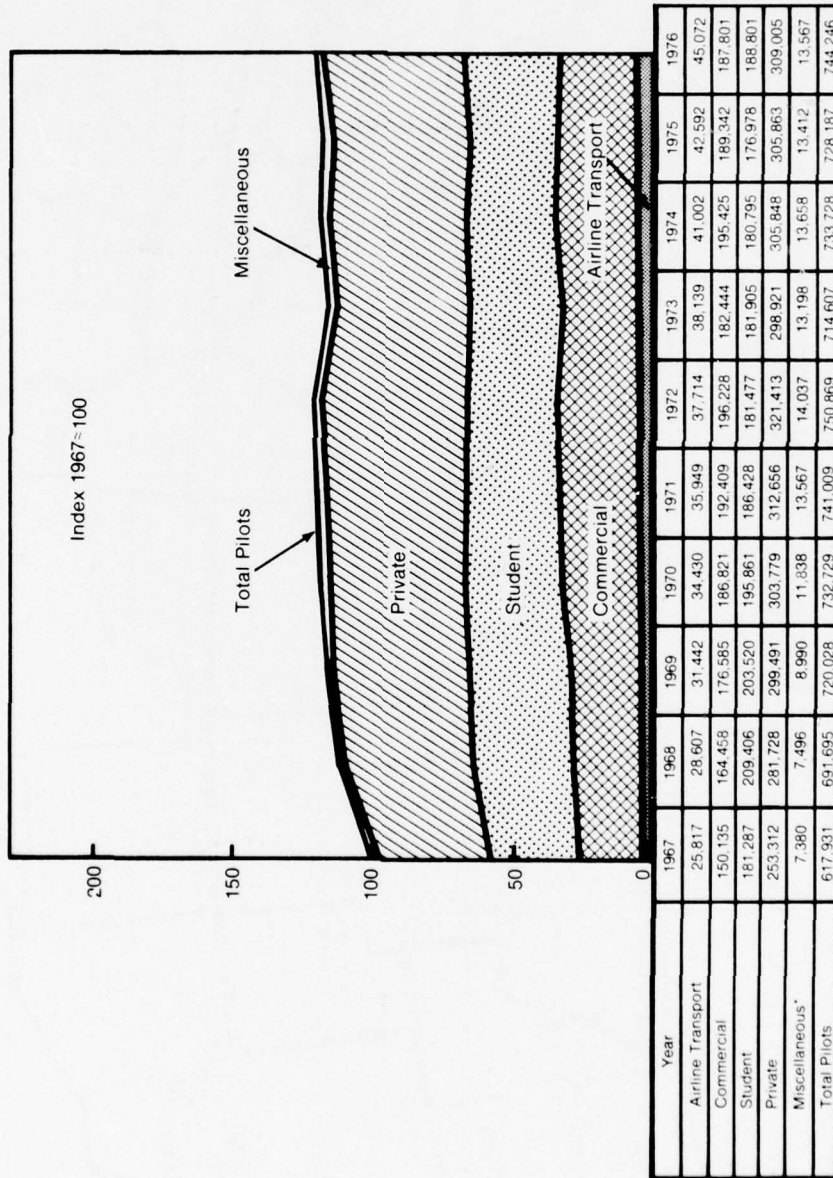
Pacific Area Region APC (Honolulu, Hawaii)

Europe, Africa & Middle East Region AEU (Brussels, Belgium)

Figure 2.

## Active Pilot Certificates Held Index

DECEMBER 31, 1967—1976



\*Includes Helicopter, Glider, and Lighter-than-air.

I. ACTIVE PILOT CERTIFICATES HELD

Table 1.--Active Pilot Certificates Held: December 31, 1967-1976

Category	1967	1968	1969	1970	1971	1972	1973_3/	1974	1975	1976
Pilot--total ...	617,931	691,695	720,028	732,729	741,009	750,869	714,607	733,728	728,187	744,246
Student .....	181,287	209,406	203,520	195,861	186,428	181,477	181,905	180,795	176,978	188,801
Private .....	253,312	281,728	299,491	303,779	312,656	321,413	298,921	305,848	305,863	309,005
Commercial .....	150,135	164,458	176,585	186,821	192,409	196,228	182,444	192,425	189,342	187,801
Airline transport	25,817	28,607	31,442	34,430	35,949	37,714	38,139	41,002	42,592	45,072
Helicopter (only)	2,573	3,166	4,286	6,677	7,992	7,987	5,968	5,647	4,932	4,804
Glider (only)1/2*	1,866	2,193	2,627	3,114	3,571	4,080	4,288	4,824	5,348	5,789
Lighter-than-air1/2*	1/2,941	2,137	2,077	2,047	2,004	1,970	2,942	3,187	3,132	2,974
Non-pilot--total .	231,801	250,151	269,775	289,681	307,057	315,348	304,747	314,394	323,934	334,681
Mechanic1/ .....	146,572	158,211	170,716	184,647	193,295	201,700	193,337	198,863	205,436	212,303
Parachute rigger1/	5,347	5,700	6,070	6,424	6,839	7,287	6,941	7,900	8,327	8,718
Ground instructor1/	34,262	37,889	41,234	44,176	46,145	48,450	46,827	49,249	51,365	53,464
Dispatcher1/ .....	4,441	4,766	5,026	5,293	5,480	5,637	5,527	5,576	5,741	5,838
Control tower operator .....	17,425	18,610	19,851	21,032	26,450	23,353	23,250	23,342	23,956	24,584
Flight navigator .....	2,891	2,966	3,011	2,950	3,052	2,957	2,636	2,509	2,321	2,214
Flight engineer .	20,863	22,009	23,867	25,159	25,796	25,964	26,229	26,955	26,788	27,560
Flight instructor certificates ....	44,421	30,361	33,992	37,822	37,760	37,858	36,795	42,418	44,777	46,236
Instrument ratings2/	122,573	139,346	155,879	169,848	179,261	187,909	185,969	199,323	203,954	211,364

1/Numbers represent all certificates on record. No medical examination required; no determination as to activity can be made.

2/Special ratings shown on pilot certificates, i.e., do not indicate additional certificates.

3/The decrease in the number of airmen resulted from a purging of the airmen certification files. During this process approximately 26 thousand duplicates or faulty records were eliminated.

4/Revised

\*Glider and lighter-than air pilots are not required to have a medical examination; however, the totals above are the pilots who received a medical.

Table 2.--Women Actively Engaged in Aviation: December 31, 1967-1976

Category of certificates held	1967	1968	1969	1970	1971	1972	1973	1974	1975	1976
Pilot--total .....	23,659	28,401	29,419	29,472	31,096	33,001	34,356	36,943	37,934	41,643
Student .....	13,173	16,234	16,055	15,787	16,417	17,053	18,593	19,298	19,600	22,254
Private .....	8,775	10,164	11,174	11,409	12,332	13,391	13,232	14,465	14,952	15,838
Commercial .....	1,479	1,691	1,824	1,897	2,032	2,196	2,083	2,596	2,733	2,857
Airline transport	57	71	76	79	88	101	95	116	137	160
Helicopter (only)	16	16	14	6	9	10	7	5	11	17
Glider (only)I/*	77	91	111	141	169	201	216	271	301	352
Lighter-than-airI/*	82	134	165	153	169	49	130	192	200	165
Nonpilot--total ...	2,477	2,707	2,912	3,078	3,413	3,594	3,074	3,471	3,809	4,252
MechanicI/.....	196	229	269	302	322	349	284	315	360	422
Parachute riggerI/	434	445	449	461	470	483	336	495	504	516
Ground instructorI/	1,637	1,769	1,917	2,006	2,081	2,166	1,960	2,139	2,249	2,369
DispatcherI/.....	28	30	36	38	39	40	39	42	50	55
Control tower operator .....	165	205	222	271	501	556	453	473	638	874
Flight engineer .	16	28	18	0	0	0	2	7	8	16
Flight navigator.	1	1	1	0	0	0	0	0	0	0
Flight instructor.	635	531	560	589	646	664	618	834	945	1,054

NOTE: Instrument ratings not reported.

I/No medical examination required; therefore, no determination as to activity can be made.

\*Glider and lighter-than-air pilots are not required to have a medical examination; however, the totals above are the pilots who received a medical.

Table 3. Active Pilots and Nonpilots Certificates Held, by Class of Certificates, by FAA Region: December 31, 1976

Class of certificate	Total	New England	Eastern	Great Lakes	Central	Southern	Southwest	Rocky Mountain	Western	Northwest	Alaskan	Pacific	Foreign
Total--all groups.....	749,246	121,189	101,880	132,452	95,721	110,828	90,190	36,876	116,091	40,290	9,798	3,037	11,824
Student pilots--total.....	188,801	8,632	27,187	34,856	12,672	28,528	21,811	9,781	28,671	10,100	2,681	874	3,277
Private pilots--total.....	139,005	12,667	61,224	62,212	22,998	41,729	35,101	15,169	33,311	17,286	2,320	509	2,322
Private airplane (only).....	301,988	12,315	40,028	61,176	22,637	40,684	34,595	14,838	51,944	16,865	3,847	851	2,178
Private airplane, private glider.....	3,638	214	721	597	135	464	312	173	808	158	27	21	28
Private airplane, commercial glider.....	470	38	90	78	12	51	31	25	107	26	1	7	4
Private airplane, private helicopter.....	760	24	138	121	56	125	65	18	124	3	5	0	0
Private airplane, private glider, private helicopter.....	28	4	6	3	0	5	3	0	7	0	0	0	0
Private airplane, commercial helicopter.....	2,109	51	239	229	156	442	291	113	312	155	50	28	43
Private airplane, private glider, commercial helicopter.....	9	0	1	1	1	0	0	1	3	2	0	0	0
Private airplane, commercial glider, commercial helicopter.....	9	0	0	3	0	4	0	1	0	0	0	1	0
Private airplane, commercial gyroplane, commercial helicopter.....	1	0	0	1	0	0	0	0	0	0	0	0	0
Commercial pilots--total.....	187,801	7,672	25,013	27,883	10,722	20,897	26,177	9,114	32,826	10,220	2,527	1,091	3,277
Commercial airplane (only).....	161,916	6,654	21,350	25,002	9,601	25,826	22,445	7,992	28,229	8,659	2,149	792	3,217
Commercial airplane, private glider.....	1,884	81	313	278	73	235	193	92	34	467	15	15	16
Commercial airplane, commercial glider.....	4,296	225	688	603	160	640	506	239	889	227	36	36	45
Commercial airplane, commercial gyroplane, commercial glider.....	4	0	0	0	0	1	0	0	0	1	0	0	0
Commercial airplane, private helicopter.....	123	5	15	16	4	28	11	4	27	9	2	0	2
Commercial airplane, commercial glider, private helicopter.....	8	0	2	2	0	2	0	0	2	0	0	0	0
Commercial airplane, commercial helicopter.....	18,780	670	2,324	1,889	860	4,017	2,914	748	3,057	1,183	318	156	442
Commercial airplane, private glider, commercial helicopter.....	118	7	22	18	3	21	17	5	17	7	0	0	1
Commercial airplane, commercial glider, commercial helicopter.....	589	24	93	63	27	98	77	30	125	38	6	4	4
Commercial airplane, commercial helicopter.....	33	3	2	4	2	3	7	1	9	2	0	0	0
Commercial airplane, commercial glider, commercial gyroplane.....	34	3	3	5	2	2	5	3	6	5	0	0	0
Commercial airplane, commercial gyroplane, commercial glider.....	15	0	1	3	0	4	0	0	6	0	2	0	0
Airline transport pilots--total.....	45,072	2,602	6,215	5,685	1,799	7,695	5,374	1,817	8,192	2,035	369	299	2,330
Airline transport airplane.....	44,704	2,588	6,156	5,647	1,778	7,643	5,325	1,862	8,152	2,009	360	285	2,319
Airline transport airplane, airline transport helicopter.....	368	14	59	38	21	52	49	15	70	26	9	4	11

Rotocraft (only) pilots-total.....	5,804	130	648	456	238	1,182	869	172	538	305	74	65	137
Private operator.....	6	0	70	1	0	1	0	1	1	0	0	0	0
Private pilot.....	308	7	572	395	217	44	30	5	18	19	0	2	11
Commercial helicopter.....	4,433	123	0	0	0	1,127	814	165	483	284	70	62	121
Commercial helicopter, private pilot.....	1	0	0	0	0	0	0	0	0	0	0	0	0
Commercial pilot.....	6	0	0	0	0	1	0	0	0	0	0	0	0
Commercial pilot, private pilot.....	4	0	0	0	0	1	0	0	0	0	0	0	0
Aviation transport pilot.....	47	0	5	4	3	4	5	1	15	1	0	1	5
Aviation transport helicopter.....													
Glider (only)-total.....	5,289	374	1,170	750	128	364	341	654	1,418	242	7	80	61
Private glider.....	4,812	299	974	621	86	310	251	537	1,383	204	4	66	55
Commercial glider.....	977	75	196	129	42	54	90	97	133	38	3	14	6
Lighter-than-air.....	2,974	162	423	632	181	493	317	109	525	102	10	7	33
Total-all nonpilot.....	336,481	18,806	58,806	62,401	18,030	53,555	40,033	11,855	66,733	16,180	3,069	2,336	10,497
Mechanic I/.....	212,703	13,028	39,877	26,135	12,074	30,210	26,433	6,459	42,812	8,277	1,932	1,869	6,415
Parachute rigger I/.....	8,718	387	1,434	1,175	408	1,549	976	532	1,371	628	107	40	111
Ground instructor I/.....	53,464	2,366	6,588	8,427	3,429	8,087	6,942	2,540	8,998	2,761	546	205	875
Dispatcher I/.....	5,808	123	1,366	417	133	930	275	162	872	1,068	108	98	1,226
Flight instructor I/.....	4,234	226	3,267	3,467	1,117	3,099	3,109	62	3,697	1,069	212	45	1,062
Flight instructor II/.....	2,236	224	462	462	16	309	103	62	697	208	11	15	131
Flight instructor III/.....	27,560	1,730	3,539	3,319	775	5,070	3,050	1,166	6,356	1,473	113	70	919
Flight instructor certificates-total.....	46,236	1,956	6,463	8,135	2,713	7,053	6,050	2,271	7,294	2,464	607	195	943
Instrument ratings I/.....	211,264	9,185	29,816	32,432	10,246	36,006	27,553	8,930	37,465	10,232	2,212	1,167	5,438

I/ Total ratings issued to date. These ratings retain their validity without periodic medical examinations.  
 Z/ Special ratings shown on pilot certificates, i.e., do not indicate additional ratings.

**FIGURE 3. Active Private Pilots: December 31, 1976**

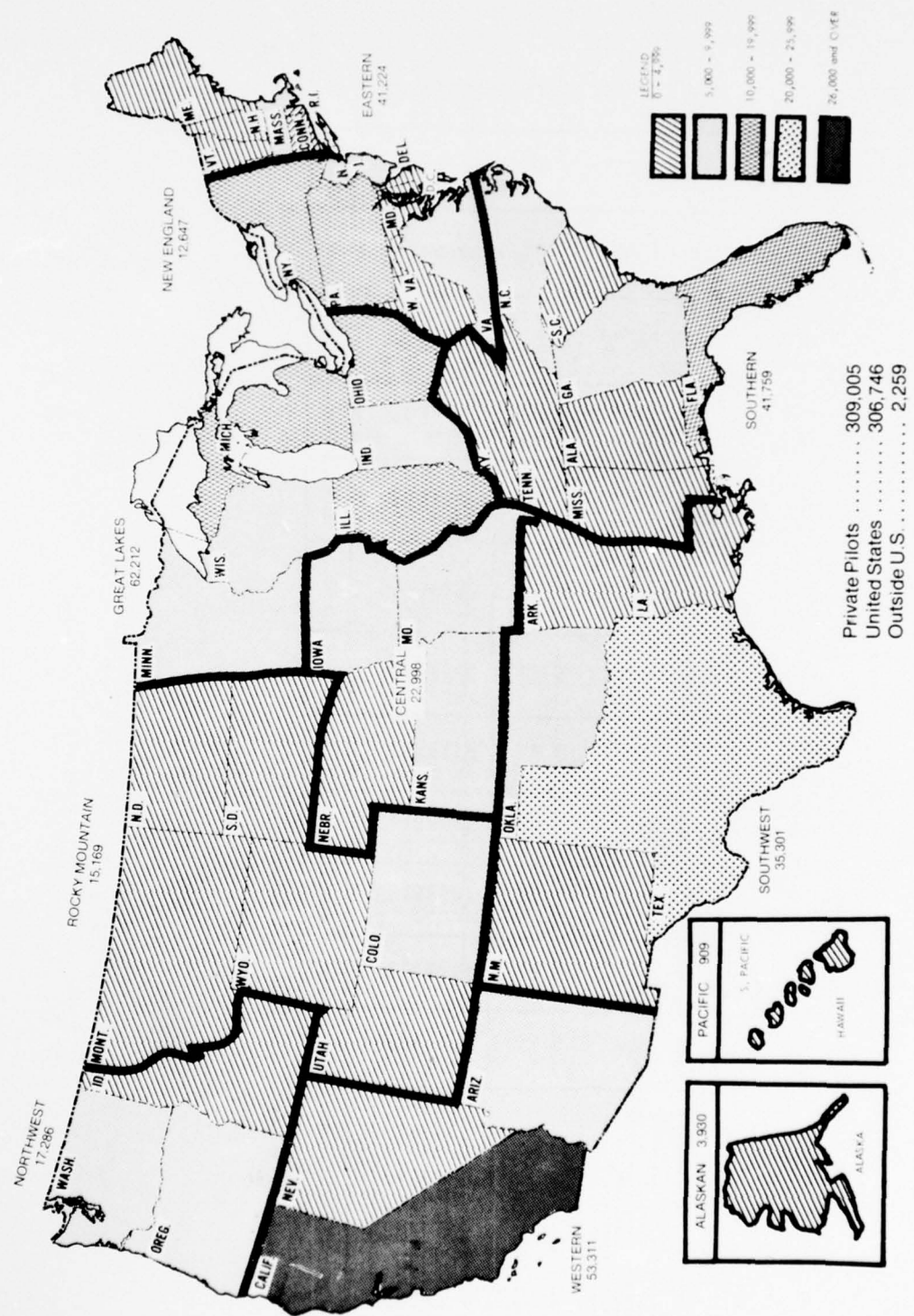


Table 4.--Active Pilots and Flight Instructors by FAA Region and State: December 31, 1976

FAA region and state	Total pilots	Student	Private	Commercial	Airline transport	Miscellaneous 2/	Flight instructor 3/
Total .....	744,246 1/	188,801	309,005	187,801	45,072	13,567	46,236
United States--total	732,422	185,524	306,746	185,074	42,742	13,336	45,693
New England--total .....	32,189	8,622	12,547	7,672	2,602	656	1,956
Maine .....	3,652	1,095	1,466	938	112	41	169
New Hampshire .....	3,446	785	1,164	969	453	75	197
Rhode Island .....	1,564	462	621	394	66	21	110
Massachusetts .....	12,746	3,731	5,308	2,735	678	294	756
Connecticut .....	9,270	2,146	3,432	2,286	1,221	185	623
Vermont .....	1,511	403	656	350	72	30	101
Eastern--total .....	101,880	27,187	41,224	25,013	6,215	2,241	6,663
New York .....	30,491	8,612	12,910	6,595	1,538	836	1,896
Pennsylvania .....	22,949	6,364	9,959	4,940	1,229	457	1,607
Virginia .....	15,413	3,650	5,073	5,317	1,069	304	921
Maryland .....	10,473	2,720	4,243	2,719	494	197	636
West Virginia .....	2,901	928	1,168	646	114	45	199
Delaware .....	1,766	376	745	476	143	26	743
New Jersey .....	17,057	4,318	6,710	4,089	1,599	341	1,216
District of Columbia ..	830	219	316	231	29	35	45
Great Lakes--total .....	132,492	34,864	62,212	27,883	5,685	1,848	8,135
Illinois .....	33,343	8,662	14,920	7,174	2,020	567	2,114
Indiana .....	15,408	4,143	7,461	3,207	434	163	1,019
Minnesota .....	17,105	4,239	7,845	3,897	959	165	880
Michigan .....	24,262	6,549	11,774	4,709	866	364	1,427
Ohio .....	29,585	7,832	13,970	6,393	939	451	1,965
Wisconsin .....	12,789	3,439	6,242	2,503	467	138	730
Central--total .....	48,751	12,675	22,998	10,132	1,799	547	2,713
Kansas .....	13,641	3,429	6,447	3,090	530	145	730
Iowa .....	11,347	3,090	5,689	2,228	217	123	596
Missouri .....	15,828	3,954	7,082	3,675	892	225	965
Nebraska .....	7,935	2,202	3,780	1,739	160	54	422
Southern--total .....	110,828	28,438	41,759	30,897	7,695	2,039	7,053
North Carolina .....	13,100	3,603	5,296	3,412	509	280	733
South Carolina .....	6,515	1,849	2,391	1,940	241	94	383
Georgia .....	15,650	3,700	5,332	4,489	1,836	293	952
Florida .....	42,745	10,367	15,703	12,322	3,725	628	2,647
Mississippi .....	5,764	1,580	2,161	1,783	173	67	363
Alabama .....	9,350	2,370	3,565	2,874	292	249	811
Tennessee .....	11,322	3,029	4,658	2,660	745	230	771
Kentucky .....	6,382	1,940	2,653	1,417	174	198	393
Southwest--total .....	90,190	21,831	35,301	26,177	5,374	1,507	6,040
Louisiana .....	9,918	2,554	3,593	3,127	433	211	674
Oklahoma .....	13,756	3,558	6,162	3,359	504	173	876
Texas .....	53,574	12,195	20,263	16,102	4,068	946	3,655
New Mexico .....	6,020	1,573	2,567	1,561	196	123	409
Arkansas .....	6,922	1,951	2,716	2,028	173	54	426
Rocky Mountain--total .....	36,876	9,781	15,169	9,114	1,877	935	2,273
Colorado .....	16,200	3,762	6,076	4,292	1,355	715	1,121
Wyoming .....	2,526	773	1,080	571	79	23	169
Utah .....	5,167	1,408	2,286	1,152	233	88	295
Montana .....	5,293	1,488	2,401	1,236	125	43	297
North Dakota .....	4,004	1,227	1,567	1,057	34	19	205
South Dakota .....	3,686	1,123	1,659	806	51	47	186
Western--total .....	126,091	28,671	53,311	32,836	8,592	2,681	7,394
California .....	107,187	24,018	45,650	27,847	7,420	2,252	6,212
Arizona .....	13,828	3,473	5,667	3,682	644	362	832
Nevada .....	5,076	1,180	1,994	1,307	528	67	350
Northwest--total .....	40,290	10,100	17,286	10,220	2,035	649	2,664
Washington .....	22,251	5,111	8,932	6,184	1,583	441	1,559
Oregon .....	12,874	3,609	6,053	2,767	290	155	766
Idaho .....	5,165	1,380	2,301	1,269	162	53	339
Alaskan region--total .....	9,798	2,681	3,930	2,527	569	91	607
Pacific region--total .....	3,037	674	909	1,003	299	152	195
Outside U.S.--total .....	11,824	3,277	2,259	3,727	2,330	231	543

1/ Includes Outside U.S.  
 2/ Includes glider helicopter, and lighter-than-air.  
 3/ Not included in total.

Note: Puerto Rico and Virgin Islands are included in Outside U.S. total.

Table 5.--Active Women Pilots and Flight Instructors by FAA Region and State: December 31, 1976

FAA region and state	Total pilots	Student	Private	Commercial	Airline transport	Miscellaneous 2/	Flight instructor 3/
Total .....	41,643 1/	22,254	15,838	2,857	160	534	1,054
United States--total ..	41,237	21,980	15,746	2,822	160	529	1,049
New England--total .....	1,866	1,024	664	143	4	31	49
Maine .....	175	96	64	13	0	2	3
New Hampshire .....	169	93	62	14	0	0	6
Rhode Island .....	93	51	31	10	0	1	4
Massachusetts .....	833	471	284	63	1	14	21
Connecticut .....	491	265	177	36	3	10	11
Vermont .....	105	48	46	7	0	4	4
Eastern--total .....	5,427	2,954	1,969	377	14	103	137
New York .....	1,785	962	669	98	3	53	39
Pennsylvania .....	1,220	671	433	95	5	16	38
Virginia .....	705	384	261	53	3	4	19
Maryland .....	590	316	215	49	0	10	13
West Virginia .....	127	83	36	8	0	0	3
Delaware .....	74	39	31	3	0	1	1
New Jersey .....	864	470	304	68	3	19	23
District of Columbia ..	62	39	20	3	0	0	1
Great Lakes--total .....	7,255	3,756	2,894	491	29	85	194
Illinois .....	1,810	907	751	122	8	22	47
Indiana .....	796	399	325	68	2	2	26
Minnesota .....	873	467	350	46	3	7	16
Michigan .....	1,303	674	499	97	5	28	33
Ohio .....	1,779	946	678	126	8	21	57
Wisconsin .....	694	363	291	32	3	5	15
Central--total .....	2,761	1,413	1,153	168	7	19	59
Kansas .....	856	418	383	46	4	5	18
Iowa .....	604	322	240	36	0	6	12
Missouri .....	877	456	352	60	2	7	17
Nebraska .....	424	218	178	26	1	1	12
Southern--total .....	5,481	3,191	1,868	358	25	39	150
North Carolina .....	602	375	182	39	1	5	14
South Carolina .....	280	158	92	23	2	5	11
Georgia .....	640	387	201	42	3	7	17
Florida .....	2,493	1,403	890	169	15	16	72
Mississippi .....	247	149	78	17	1	2	5
Alabama .....	383	227	139	17	0	0	9
Tennessee .....	542	304	195	38	1	4	16
Kentucky .....	294	188	91	13	2	0	8
Southwest--total .....	4,640	2,534	1,738	312	19	37	123
Louisiana .....	441	247	158	29	3	4	13
Oklahoma .....	802	407	340	50	2	3	20
Texas .....	2,629	1,452	977	172	12	16	65
New Mexico .....	449	236	170	29	2	12	13
Arkansas .....	319	192	93	32	0	2	12
Rocky Mountain--total .....	1,917	1,089	687	104	7	30	41
Colorado .....	897	489	329	53	5	21	21
Wyoming .....	132	82	45	5	0	0	2
Utah .....	253	132	98	14	2	7	6
Montana .....	301	188	98	14	0	1	4
North Dakota .....	178	101	61	16	0	0	8
South Dakota .....	156	97	56	2	0	1	0
Western--total .....	8,491	4,200	3,466	642	41	142	211
California .....	7,211	3,518	3,001	537	35	120	179
Arizona .....	957	498	351	84	3	21	21
Nevada .....	323	184	114	21	3	1	11
Northwest--total .....	2,472	1,304	975	159	5	29	57
Washington .....	1,360	689	558	88	4	21	26
Oregon .....	851	473	316	56	0	6	23
Idaho .....	261	142	101	15	1	2	8
Alaskan region--total .....	745	404	281	54	5	1	20
Pacific region--total .....	182	100	51	14	4	13	8
Outside U.S.--total .....	406	274	92	35	0	5	5

1/ Includes Outside U.S.

2/ Includes helicopter, glider, and lighter-than-air.

3/ Not included in total.

NOTE: Puerto Rico and Virgin Islands are included in Outside U.S. total.

Table 6.--Active Helicopter Pilots by Class of  
Certificates: December 31, 1976

Class of certificates	Number of certificates held
Total .....	27,816
Private helicopter .....	308
Private gyroplane, private airplane .....	23
Private helicopter, private airplane .....	760
Private helicopter, private airplane, private glider .....	28
Commercial airplane, private helicopter .....	123
Commercial airplane, commercial gyroplane, commercial glider, commercial helicopter .....	16
Commercial airplane, commercial glider, private helicopter .....	8
Private gyroplane .....	4
Private airplane, commercial glider, commercial helicopter .....	9
Commercial helicopter .....	4,433
Private airplane, commercial helicopter .....	2,109
Commercial airplane, commercial helicopter .....	18,780
Private airplane, private glider, commercial helicopter .....	9
Commercial airplane, private glider, commercial helicopter .....	118
Commercial airplane, commercial glider, commercial helicopter .....	589
Commercial helicopter, private glider .....	1
Commercial helicopter, commercial glider .....	7
Commercial gyroplane, commercial airplane .....	34
Commercial airplane, commercial gyroplane, commercial glider .....	4
Commercial airplane, commercial gyroplane, commercial helicopter .....	33
Commercial gyroplane, commercial helicopter, private airplane .....	1
Commercial helicopter, commercial gyroplane .....	4
Airline transport helicopter .....	47
Airline transport airplane, airline transport helicopter .....	368

Table 7.--Active Glider Pilots by Class of Certificates:  
December 31, 1976

Class of certificates	Number of certificates held
Total .....	16,866
Private glider .....	4,812
Private airplane, private glider .....	3,638
Private airplane, private glider, private helicopter .....	28
Private airplane, private glider, commercial helicopter .....	9
Commercial airplane, private glider .....	1,884
Commercial airplane, private glider, commercial helicopter .....	118
Commercial helicopter, private glider .....	1
Private airplane, commercial glider .....	470
Private airplane, commercial glider, commercial helicopter .....	9
Commercial glider .....	977
Commercial airplane, commercial glider .....	4,296
Commercial airplane, commercial glider, private helicopter .....	8
Commercial airplane, commercial glider, commercial helicopter .....	589
Commercial helicopter, commercial glider .....	7
Commercial airplane, commercial gyroplane, commercial glider and commercial helicopter.	16
Commercial airplane, commercial gyroplane, commercial glider .....	4

Table 8.--Active Helicopter and Glider  
Pilots: December 31, 1972-76

Calendar year	Total helicopter pilots <sup>1/</sup>		Total glider pilots <sup>2/</sup>	
	Number	Percent change	Number	Percent change
1976 .....	27,816	-1	16,866	+6
1975 .....	27,872	-3	15,962	+6
1974 .....	28,618	+18	15,013	+40
1973 .....	24,352	-22	10,723	-20
1972 .....	31,141	+5	13,482	+11

<sup>1/</sup>Includes pilots with ratings to fly helicopters only.

<sup>2/</sup>Includes pilots with ratings to fly gliders only.

Table 9.--Total and Instrument Rated Pilots  
December 31, 1972-76

Calendar Year	Total pilots <sup>1/</sup>	Instrument rated Pilots	
		Number	Percent of total
1976 .....	555,625	211,364	38
1975 .....	551,209	203,954	37
1974 .....	552,933	199,323	36
1973 .....	532,702	185,696	35
1972 .....	569,392	187,909	33

<sup>1/</sup>Excludes student pilots.

**Figure 4. ACTIVE AIRLINE TRANSPORT PILOTS BY  
SELECTED AGE GROUPS.**

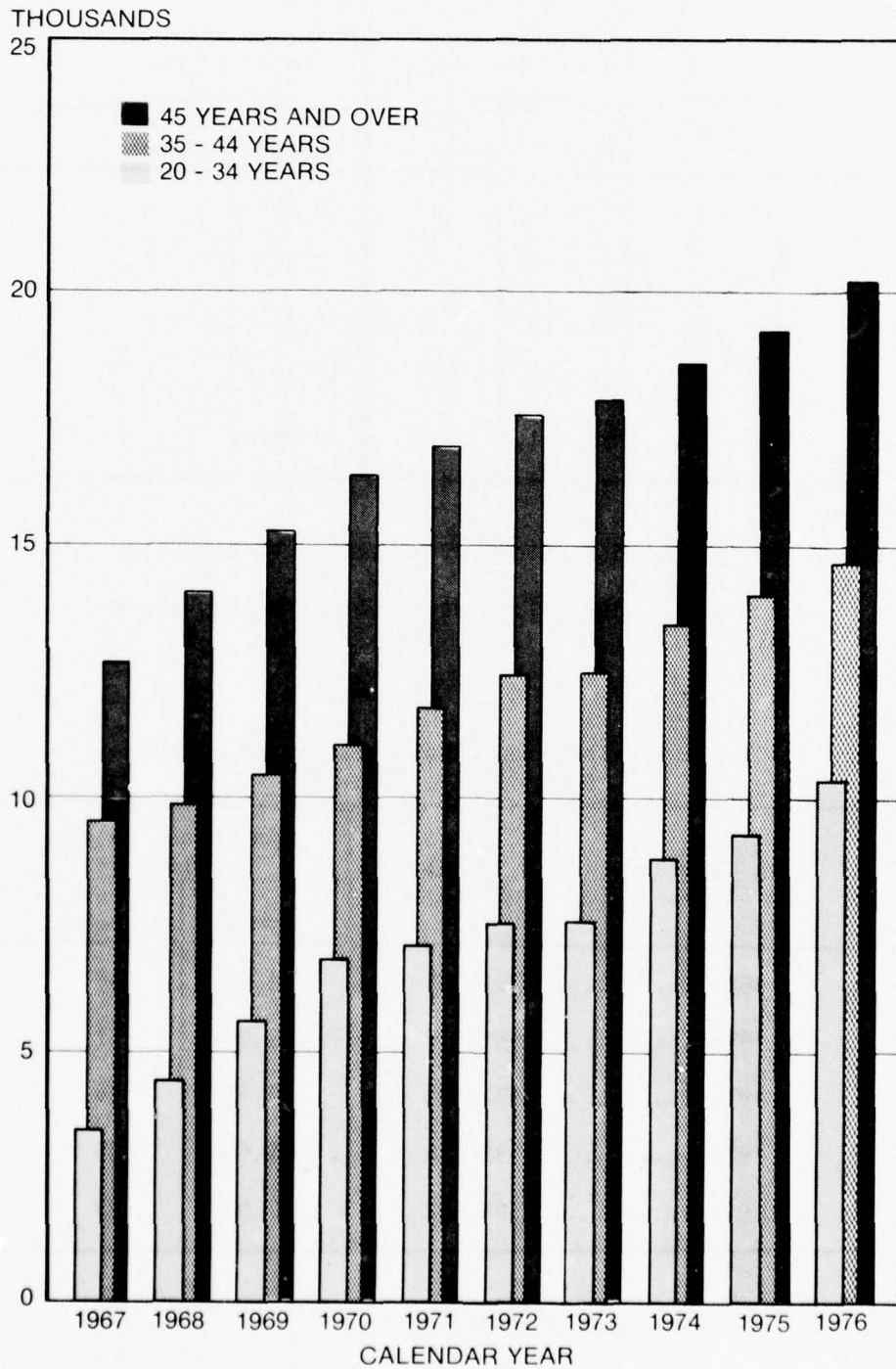


Table 10.--Airline Transport Certificates Held, by Selected Age Groups: 1967-76

Year	Total	Age group		
		20-34 years	35-44 years	45 years and over
		Number		
1967 .....	25,817	3,402	9,673	12,742
1968 .....	28,607	4,481	9,990	14,136
1969 .....	31,442	5,611	10,510	15,321
1970 .....	34,430	6,814	11,183	16,433
1971 .....	35,949	7,087	11,838	17,024
1972 .....	37,714	7,536	12,532	17,646
1973 .....	38,139	7,588	12,587	17,964
1974 .....	41,002	8,832	13,511	18,659
1975 .....	42,592	9,242	14,028	19,322
1976 .....	45,072	10,246	14,649	20,177
		Percent distribution		
1967 .....	100.0	13.2	37.5	49.3
1968 .....	100.0	15.7	34.9	49.4
1969 .....	100.0	17.9	33.4	48.7
1970 .....	100.0	19.8	32.5	44.7
1971 .....	100.0	19.7	32.9	47.4
1972 .....	100.0	20.0	33.2	46.8
1973 .....	100.0	19.9	33.0	47.1
1974 .....	100.0	21.5	33.0	45.5
1975 .....	100.0	21.7	32.9	45.4
1976 .....	100.0	22.7	32.5	44.8

Table 11.--Active Pilot Certificates Held, by Category and Age Group of Holder: 1976, 1975, 1971

Age group	Type of pilot certificates														
	Total active pilots			Student			Private airplane			Commercial airplane			Airline transport		
	1976	1975	1971	1976	1975	1971	1976	1975	1971	1976	1975	1971	1976	1975	1971
Total.....	744,246	728,187	741,009	186,801	176,978	186,428	309,005	305,863	312,656	187,801	189,342	192,409	45,072	42,592	35,949
14-15 .....	408	357	0	408	356	0	7,503	7,700	8,148	0	0	0	0	0	0
16-19 .....	31,063	30,551	33,920	22,881	21,940	24,862	34,067	33,617	33,636	379	529	552	0	0	0
20-24 .....	89,665	88,467	95,927	43,540	42,208	44,626	42,588	41,528	42,922	10,405	10,784	13,994	264	217	156
25-29 .....	118,760	115,337	127,054	36,038	35,300	36,646	43,711	42,533	42,453	28,197	28,114	41,133	3,066	2,879	2,467
30-34 .....	97,822	95,276	107,554	28,537	25,477	25,533	39,250	39,148	42,475	37,129	36,173	33,401	6,916	6,146	4,464
35-39 .....	85,569	85,543	96,883	19,155	17,806	19,454	36,633	38,109	48,502	30,990	30,245	27,722	6,993	6,632	5,922
40-44 .....	75,761	74,803	83,274	13,881	13,208	15,427	40,138	41,743	42,581	26,247	25,724	20,506	7,656	7,336	5,916
45-49 .....	63,322	65,460	61,393	10,759	10,239	10,125	32,642	31,619	27,279	17,254	16,045	23,096	6,214	5,620	6,664
50-54 .....	42,322	38,828	27,467	3,197	2,861	2,756	18,775	17,516	14,670	17,006	19,826	20,788	6,103	7,072	7,042
55-59 .....	24,542	22,179	16,108	1,841	1,637	1,331	13,498	12,525	9,790	13,608	12,090	7,317	5,919	4,997	2,421
60 and over..										6,586	5,812	3,900	1,941	1,633	897
Type of pilot certificates															
Total .....	Helicopter (only)			Glider (only)			Lighter-than-air			Flight instructor 1/					
	1976	1975	1971	1976	1975	1971	1976	1975	1971	1976	1975	1971	1976	1975	1971
14-15 .....	0	1	0	0	0	0	0	0	0	0	0	0	0	0	0
16-19 .....	9	8	20	276	355	327	15	19	11	118	127	151	0	0	0
20-24 .....	297	395	2,793	1,010	941	549	82	105	173	4,044	3,839	3,646	0	0	0
25-29 .....	2,033	2,469	3,244	936	845	396	154	202	246	7,944	8,486	9,387	0	0	0
30-34 .....	1,500	1,183	1,008	751	619	354	216	260	341	9,444	8,888	7,033	0	0	0
35-39 .....	510	455	418	570	507	340	354	423	352	7,028	6,713	4,768	0	0	0
40-44 .....	243	231	280	459	444	481	450	491	317	5,581	5,185	3,745	0	0	0
45-49 .....	140	125	128	547	539	404	509	492	276	4,034	3,757	3,530	0	0	0
50-54 .....	44	45	62	495	450	377	468	502	177	3,436	3,750	3,109	0	0	0
55-59 .....	17	12	19	408	367	211	398	355	73	2,825	2,493	1,501	0	0	0
60 and over..	11	8	20	337	281	132	328	283	38	1,782	1,539	890	0	0	0

1/ Not included in total active pilots.

Table 12.--Instrument Ratings Held, by Class of Certificates: December 31, 1975 and 1976

Class of certificates	1975	1976	Percent change 1975-1976
Total--all groups .....	203,954	211,364	+4
Private pilots--total .....	<u>22,922</u>	<u>25,393</u>	<u>+19</u>
Private airplane (only) .....	21,201	23,462	+11
Private airplane, private glider .....	573	619	+8
Private airplane, commercial glider .....	36	50	+39
Private airplane, private helicopter .....	138	153	+11
Private airplane, private glider, private heli- copter .....	7	8	+14
Private airplane, commercial helicopter .....	953	1,088	+14
Private airplane, private gyroplane .....	0	1	0
Private airplane, private glider, commercial helicopter .....	8	6	-25
Private airplane, commercial glider, commercial helicopter .....	5	5	0
Private airplane, other .....	1	1	0
Commercial pilots--total .....	<u>136,022</u>	<u>138,433</u>	<u>+2</u>
Commercial airplane (only) .....	115,446	117,490	-14
Commercial airplane, private glider .....	1,239	1,393	+12
Commercial airplane, commercial glider .....	3,019	3,157	+5
Commercial airplane, private helicopter .....	64	77	+20
Commercial airplane, commercial helicopter .....	15,604	15,630	0
Commercial airplane, private glider, commercial helicopter .....	95	103	+8
Commercial airplane, commercial glider, commercial helicopter .....	479	512	+7
Commercial airplane, commercial gyroplane .....	22	22	0
Commercial airplane, commercial helicopter, commercial gyroplane .....	26	24	-8
Commercial airplane, commercial gyroplane, commercial glider .....	3	3	0
Commercial airplane, commercial glider, private helicopter .....	10	7	-30
Commercial airplane, commercial gyroplane, commercial helicopter, commercial glider .....	15	15	0
Airline transport pilots--total .....	<u>42,592</u>	<u>45,072</u>	<u>+6</u>
Airline transport airplane .....	42,270	42,704	+1
Airline transport airplane, airline transport helicopter .....	322	368	+14
Rotorcraft pilots--total .....	<u>2,417</u>	<u>2,466</u>	<u>+2</u>
Commercial helicopter .....	2,391	2,439	+2
Airline transport helicopter .....	16	17	+6
Rotorcraft, other .....	10	10	0
Glider pilots--total .....	1	0	0
Private glider .....	1	0	0

Table 13.--Instrument Ratings Held, by Class of Certificateds, by FAA Region: December 31, 1976

Class of Certificateds	Total	New England	Eastern	Great Lakes	Central	Southern	Southwest	Rocky Mountain	Western	Northwest	Alaskan	Pacific	Foreign
Total--all groups	211,364	9,185	29,816	32,422	10,940	36,004	27,553	8,930	37,465	10,232	2,212	1,167	5,458
Private pilots--total	25,393	982	4,081	5,842	1,614	3,755	2,726	759	4,367	978	96	32	149
Private airplane (only)	23,462	895	3,800	5,609	1,497	3,344	2,476	663	4,102	879	61	14	122
Private airplane, private glider	619	47	125	107	23	93	53	17	127	17	2	0	8
Private airplane, commercial glider	50	3	8	11	0	5	5	4	4	4	0	0	0
Private airplane, private helicopter	153	5	28	20	9	27	17	6	30	10	1	0	0
Private airplane, private glider	8	0	3	1	0	0	1	0	3	0	0	0	0
Private helicopter, private airplane, commercial helicopter	1,088	31	122	96	85	283	174	67	94	66	32	19	19
Private airplane, private gyroplane	6	1	0	0	0	0	0	0	0	2	0	0	0
Private airplane, private glider, commercial helicopter	5	0	1	1	0	0	0	1	1	0	0	0	0
Private airplane, commercial glider, commercial helicopter	1	0	0	1	0	3	0	0	0	0	0	0	0
Private airplane, other	1	0	0	0	0	0	0	0	0	0	0	0	0
Private airplane, other	1	0	0	0	0	0	0	0	0	0	0	0	0
Commercial pilots--total	138,433	5,525	19,198	20,683	7,413	23,834	19,014	6,203	24,281	7,071	1,510	789	2,912
Commercial airplane (only)	117,490	4,699	16,174	18,319	6,477	19,518	16,058	5,326	20,692	5,896	1,225	613	2,493
Commercial airplane, private glider	1,393	53	237	186	50	186	145	36	361	138	9	7	10
Commercial airplane, commercial glider	5,157	161	509	477	128	488	350	124	515	172	20	2	40
Commercial airplane, private helicopter	15,650	582	2,167	1,591	727	3,503	2,367	610	2,441	917	244	140	362
Commercial airplane, private glider, commercial helicopter	103	6	22	15	3	19	14	5	12	6	0	0	1
Commercial airplane, commercial glider	512	19	77	58	23	93	66	26	103	34	6	3	4
Commercial helicopter	22	2	2	4	0	2	3	2	4	3	0	0	0
Commercial airplane, commercial gyroplane	24	1	1	3	2	2	5	1	7	2	0	0	0
Commercial airplane, commercial helicopter	3	0	0	0	0	1	0	0	1	1	0	0	0
Commercial airplane, commercial gyroplane	7	0	1	2	0	2	0	0	2	0	0	0	0
Commercial airplane, commercial glider, private helicopter	15	0	1	3	0	4	0	0	6	0	1	0	0
Commercial helicopter, commercial glider	45,072	2,602	6,215	5,685	1,799	7,695	5,374	1,877	8,592	2,035	569	299	2,330
Airline transport pilots--total	44,704	2,588	6,156	5,647	1,778	7,643	5,325	1,862	8,522	2,009	560	295	2,319
Airline transport airplane	368	14	59	38	21	52	49	15	70	26	9	4	11
Airline transport airplane, private glider	2,466	76	316	307	114	720	439	91	225	168	37	46	67
Airline transport helicopter	2,639	76	314	205	111	711	436	91	219	147	37	46	46
Airline transport glider	17	0	1	2	2	2	3	0	6	0	0	0	1
Other	10	0	1	0	1	7	0	0	0	1	0	0	0

II. ACTIVE NONPILOT CERTIFICATES HELD

Table 14.--Active Nonpilot Airmen Certificates Issued, by FAA Region and State:  
December 31, 1976 1/

FAA region and state	Total nonpilot airmen	Mechanic	Parachute rigger	Ground instructor	Dispatcher	Control tower operator	Flight navigator	Flight engineer
Total.....	334,681	212,303	8,718	53,464	5,838	25,484	2,214	27,560
United States--total.	324,184	205,888	8,607	52,589	4,612	23,784	2,063	26,641
New England--total .....	16,806	11,028	387	2,566	123	748	224	1,730
Maine .....	1,072	609	42	223	11	122	8	57
New Hampshire .....	1,482	598	24	240	11	205	23	381
Rhode Island .....	887	575	47	186	4	30	3	42
Massachusetts .....	8,263	6,259	180	1,113	58	247	26	380
Connecticut .....	4,653	2,725	82	676	36	127	162	845
Vermont .....	449	262	12	128	3	17	2	25
Eastern--total .....	58,806	39,957	1,434	8,588	1,366	3,460	442	3,559
New York .....	25,155	18,055	351	3,186	1,052	1,361	163	987
Pennsylvania .....	12,930	9,658	300	1,905	81	544	64	378
Virginia .....	5,164	2,415	344	906	106	704	45	644
Maryland .....	3,000	1,683	126	647	19	237	15	273
West Virginia .....	938	528	46	214	2	126	3	19
Delaware .....	898	592	22	139	6	87	7	45
New Jersey .....	10,141	6,643	221	1,465	84	378	145	1,205
District of Columbia ..	580	383	24	126	16	23	0	8
Great Lakes--total .....	42,601	26,135	1,175	8,427	417	3,066	62	3,119
Illinois .....	13,206	7,938	262	2,409	212	687	24	1,674
Indiana .....	4,234	2,563	160	858	25	455	4	149
Minnesota .....	7,047	4,347	139	1,116	88	356	7	994
Michigan .....	6,690	4,172	192	1,513	35	613	12	153
Ohio .....	8,300	5,273	278	1,812	44	718	13	162
Wisconsin .....	3,124	1,842	124	719	13	237	2	187
Central--total .....	18,030	12,074	408	3,429	133	1,195	16	775
Kansas .....	5,323	3,607	99	960	34	344	3	276
Iowa .....	2,517	1,586	86	620	7	166	0	52
Missouri .....	8,539	5,918	162	1,428	86	518	8	419
Nebraska .....	1,651	963	61	421	6	167	5	28
Southern--total .....	51,555	30,210	1,549	8,087	930	5,420	309	5,050
North Carolina .....	3,727	1,946	326	712	38	594	16	95
South Carolina .....	1,827	830	80	413	6	411	2	85
Georgia .....	9,975	5,656	273	1,158	174	811	20	1,883
Florida .....	24,217	15,074	401	3,578	573	1,735	243	2,613
Mississippi .....	1,583	753	34	373	5	357	6	55
Alabama .....	5,366	3,475	114	823	101	792	4	57
Tennessee .....	3,325	1,724	157	702	30	480	13	219
Kentucky .....	1,535	752	164	328	3	240	5	43
Southwest--total .....	40,013	24,933	976	6,942	275	3,734	103	3,050
Louisiana .....	3,300	1,999	90	610	22	367	3	209
Oklahoma .....	9,517	7,086	177	1,458	18	625	12	141
Texas .....	23,813	14,102	570	4,048	218	2,171	82	2,622
New Mexico .....	1,717	881	78	401	12	311	3	31
Arkansas .....	1,666	865	61	425	5	260	3	47
Rocky Mountain--total .....	11,855	6,459	532	2,540	142	994	42	1,146
Colorado .....	6,283	3,338	143	1,277	122	399	29	975
Wyoming .....	737	486	27	160	4	33	3	24
Utah .....	1,553	884	76	310	11	184	6	82
Montana .....	1,603	822	235	389	2	117	3	35
North Dakota .....	842	456	24	188	2	155	1	16
South Dakota .....	837	473	27	216	1	106	0	14
Western--total .....	64,753	42,812	1,371	8,998	852	3,667	697	6,356
California .....	58,092	38,718	1,173	7,785	811	3,017	607	5,981
Arizona .....	5,062	3,370	155	884	26	438	15	174
Nevada .....	1,599	724	43	329	15	212	75	201
Northwest--total .....	14,180	8,479	628	2,261	168	1,029	192	1,473
Washington .....	9,909	5,905	311	1,452	147	683	99	1,312
Oregon .....	2,872	1,761	194	539	17	205	38	118
Idaho .....	1,399	813	123	270	4	116	5	43
Alaskan Region--total .....	3,069	1,932	107	546	108	252	11	113
Pacific Region--total .....	2,516	1,869	40	205	98	219	15	70
Outside U.S.--total .....	10,497	6,415	111	875	1,226	800	151	919

NOTE: Puerto Rico and Virgin Island are included in Outside of U.S. total.

1/ Data for control tower operators, flight engineers, and flight navigators represent total active ratings held. Data for dispatchers, mechanics, parachute riggers, and ground instructors, represent total ratings issued to date. These ratings retain their validity.

Rotocraft  
 Private R  
 Commercial  
 Commercial  
 Commercial  
 Commercial  
 Airline  
 Glider (only)  
 Private R  
 Commercial  
 Lighter-than-air  
 Mechanic 1/  
 Parachute R  
 Parachute R  
 Dispatcher  
 Control tower  
 Flight navigator  
 Flight engineer  
 Flight instructor  
 Instrument  
 Total R  
 1/ Special

Table 15.--Active Women with Nonpilot Certificates Held, by FAA Region and State: December 31, 1976 1/

FAA region and state	Total	Mechanic	Parachute rigger	Ground instructor	Dispatcher	Control tower operator
Total.....	2/ 4,252	422	516	2,369	55	874
United States--total.	4,202	418	515	2,361	51	843
New England--total .....	183	18	25	115	1	22
Maine .....	19	1	4	10	0	4
New Hampshire .....	13	0	0	9	0	3
Rhode Island .....	20	0	12	7	0	1
Massachusetts .....	73	4	6	55	0	8
Connecticut .....	52	13	3	29	1	6
Vermont .....	6	0	1	5	0	0
Eastern--total .....	574	46	55	333	16	122
New York .....	231	19	10	128	15	57
Pennsylvania .....	101	6	8	68	0	19
Virginia .....	83	2	29	33	0	19
Maryland .....	31	0	2	25	0	4
West Virginia .....	19	7	0	7	0	3
Delaware .....	10	3	1	4	0	2
New Jersey .....	87	8	4	59	1	15
District of Columbia ..	12	1	1	9	0	1
Great Lakes--total .....	501	56	48	389	2	96
Illinois .....	174	16	8	124	0	26
Indiana .....	63	4	19	34	0	6
Minnesota .....	48	5	3	26	1	13
Michigan .....	109	16	3	74	0	16
Ohio .....	148	20	11	94	0	23
Wisconsin .....	59	5	4	37	1	12
Central--total .....	236	32	21	139	1	42
Kansas .....	81	21	6	41	0	12
Iowa .....	45	7	2	33	0	3
Missouri .....	85	3	11	53	0	18
Nebraska .....	25	1	2	12	1	9
Southern--total .....	815	51	122	436	8	197
North Carolina .....	92	1	36	36	0	19
South Carolina .....	38	3	1	21	0	13
Georgia .....	70	3	8	41	1	17
Florida .....	296	38	20	178	6	53
Mississippi .....	42	1	4	25	0	12
Alabama .....	155	1	7	85	1	61
Tennessee .....	82	1	36	30	0	15
Kentucky .....	40	3	10	20	0	7
Southwest--total .....	625	41	121	337	3	120
Louisiana .....	33	1	2	26	0	4
Oklahoma .....	132	13	16	74	0	29
Texas .....	385	24	86	201	3	68
New Mexico .....	49	1	14	23	0	11
Arkansas .....	26	2	3	13	0	8
Rocky Mountain--total ....	178	9	21	120	2	26
Colorado .....	87	4	7	64	1	11
Wyoming .....	11	2	2	7	0	0
Utah .....	21	1	5	10	0	5
Montana .....	22	1	7	14	0	0
North Dakota .....	17	0	0	7	1	9
South Dakota .....	20	1	0	18	0	1
Western--total .....	734	126	73	369	8	155
California .....	641	117	60	312	8	141
Arizona .....	71	8	8	43	0	12
Nevada .....	22	1	5	14	0	2
Northwest--total .....	168	20	18	81	1	47
Washington .....	98	14	5	40	1	37
Oregon .....	55	4	12	30	0	9
Idaho .....	15	2	1	11	0	1
Alaskan Region--total ....	62	5	10	31	7	6
Pacific Region--total ....	26	3	0	11	2	10
Outside U.S.--total .....	50	4	1	8	4	31

NOTE: Puerto Rico and Virgin Islands are included in Outside U.S. total. There were no women with current certificates for flight navigator.

1/ Data for control tower operators, flight engineers, and flight navigators represent total active ratings held. Data for dispatchers, mechanics, parachute riggers, and ground instructors, represent total ratings issued to date. These ratings retain their validity.

2/ Total includes eight (8) flight engineers: one in New Hampshire, New York, Mississippi, Florida, Texas, Alaska, and two in California.



Table 17.--FAA Designated Mechanic and Parachute Rigger Examiners by FAA Region and State: 1976

FAA region and state	Mechanic Examiners				Parachute Rigger Examiner			
	Total	Airframe	Powerplant	Airframe Powerplant	Total	Back	Chest	Seat
Total.....	575	31	29	515	82	82	82	1/78
United States--total.....	538	31	29	478	78	78	78	2/74
New England--total.....	19	4	4	11	5	5	5	3
Maine.....	1	0	0	1	0	0	0	0
New Hampshire.....	1	1	0	0	1	1	1	1
Rhode Island.....	0	0	0	0	0	0	0	0
Massachusetts.....	11	3	4	4	2	2	2	0
Connecticut.....	5	0	0	5	2	2	2	2
Vermont.....	1	0	0	1	0	0	0	0
Eastern--total.....	61	8	7	46	12	12	12	4/12
New York.....	32	6	5	21	4	4	4	4/4
Pennsylvania.....	14	0	0	14	1	1	1	1
Virginia.....	3	0	0	3	2	2	2	2
Maryland.....	4	0	0	4	2	2	2	2
West Virginia.....	1	0	0	1	0	0	0	0
Delaware.....	1	0	0	1	0	0	0	0
New Jersey.....	6	2	2	2	3	3	3	3
District of Columbia.....	0	0	0	0	0	0	0	0
Great Lakes--total.....	112	3	2	107	8	8	8	4/9
Illinois.....	38	1	2	35	2	2	2	4/3
Indiana.....	14	0	0	14	2	2	2	2
Minnesota.....	18	2	0	16	0	0	0	0
Michigan.....	16	0	0	16	1	1	1	1
Ohio.....	17	0	0	17	3	3	3	3
Wisconsin.....	9	0	0	9	0	0	0	0
Central--total.....	37	1	1	35	4	4	4	4
Kansas.....	7	1	1	5	1	1	1	1
Iowa.....	9	0	0	9	1	1	1	1
Missouri.....	16	0	0	16	1	1	1	1
Nebraska.....	5	0	0	5	1	1	1	1
Southern--total.....	77	3	3	71	9	9	9	8
North Carolina.....	6	0	0	6	1	1	1	1
South Carolina.....	2	0	0	2	0	0	0	0
Georgia.....	11	0	0	11	1	1	1	1
Florida.....	37	3	3	31	2	2	2	2
Mississippi.....	5	0	0	5	0	0	0	0
Alabama.....	6	0	0	6	1	1	1	0
Tennessee.....	8	0	0	8	2	2	2	2
Kentucky.....	2	0	0	2	2	2	2	2
Southwest--total.....	66	10	8	48	8	8	8	7
Louisiana.....	2	0	0	2	1	1	1	1
Oklahoma.....	21	5	4	12	1	1	1	1
Texas.....	36	5	4	27	3	3	3	3
New Mexico.....	4	0	0	4	1	1	1	1
Arkansas.....	3	0	0	3	2	2	2	1
Rocky Mountain--total.....	17	1	2	14	8	8	8	4/8
Colorado.....	7	0	1	6	2	2	2	2
Wyoming.....	1	0	0	1	1	1	1	1
Utah.....	2	0	0	2	1	1	1	4/2
Montana.....	3	1	1	1	3	3	3	2
North Dakota.....	2	0	0	2	0	0	0	0
South Dakota.....	2	0	0	2	1	1	1	1
Western--total.....	100	0	1	99	10	10	10	3/12
California.....	85	0	1	84	8	8	8	3/10
Arizona.....	10	0	0	10	1	1	1	1
Nevada.....	5	0	0	5	1	1	1	1
Northwest--total.....	33	1	1	31	9	9	9	7
Washington.....	22	1	1	20	2	2	2	2
Oregon.....	6	0	0	6	4	4	4	2
Idaho.....	5	0	0	5	3	3	3	3
Alaskan region--total.....	14	0	0	14	4	4	4	3
Pacific region--total.....	2	0	0	2	1	1	1	1
Outside U.S.--total.....	37	0	0	37	4	4	4	4/4

1/ Includes 6 Examiners with Lap Ratings.  
 2/ Includes 5 Examiners with Lap Ratings.  
 3/ Includes 2 Examiners with Lap Ratings.  
 4/ Includes 1 Examiner with Lap Rating.

Table 18.--Pilot Certificates Issued, by Category: Calendar Years 1972-76

Category of certificates	1972		1973		1974		1975		1976	
	Original issuances	Additional ratings	Original issuances	Additional ratings	Original issuances	Additional ratings	Original issuances	Additional ratings	Original issuances	Additional ratings
Pilot-total .....	193,896	34,295	207,305	39,656	185,914	38,700	193,888	35,395	204,489	39,112
Student .....	121,543	0	131,384	0	113,997	0	127,424	0	129,280	0
Private .....	50,523	8,371	53,140	9,797	48,501	9,866	49,733	9,734	55,583	12,618
Commercial .....	16,043	22,236	16,769	24,823	17,693	24,638	12,620	21,860	13,577	22,059
Airline transport	2,604	3,410	3,224	4,391	3,219	3,557	2,765	3,370	3,869	3,901
Helicopter (only)	2,421	263	1,719	507	1,298	387	866	251	1,064	276
Glider (only) ...	713	14	892	131	832	244	230	158	848	238
Lighter-Than-Air.	49	1	177	7	374	8	250	22	268	20
Non-pilot--total ...	13,710	8,164	15,857	8,514	12,410	7,777	12,491	7,137	15,069	7,751
Mechanic .....	8,138	3,215	8,355	3,329	6,618	2,748	6,930	2,606	8,501	3,149
Parachute rigger.	457	60	418	63	468	83	414	62	454	76
Ground instructor	2,223	670	2,506	732	2,416	852	2,193	714	2,390	707
Dispatcher .....	151	0	135	0	152	0	140	1	106	0
Control tower operator .....	2,004	3,966	1,863	4,227	1,733	3,979	2,164	3,657	2,382	3,686
Flight navigator.	35	0	70	0	7	1	4	0	2	0
Flight engineer .	702	253	2,510	163	816	174	646	97	1,234	133
Flight instructor certificates 1/..	5,292	2,809	6,199	3,102	6,312	3,399	5,233	3,427	6,137	4,718
Instrument ratings*	0	17,311	0	19,549	0	19,012	0	16,495	18,155	0

1/ Not included in total.

\*Special ratings shown on pilot certificates represented above; not to be added to total.

NOTE: Additional ratings are entered on current airman certificates as follows:

Private, commercial, and airline transport pilot--aircraft category, class, and type instrument rating.

Helicopter pilot--Instrument and type ratings.

Flight instructor--ratings for each aircraft category in which the holder is qualified and for instrument flying instruction.

Mechanic--airframe and powerplant ratings.

Parachute rigger--senior or master rigger ratings.

Ground instructor--ratings for each subject in which the holder is qualified to give instruction.

Air traffic control tower operator--junior/senior ratings for airports where holder may control air traffic.

III. PILOT CERTIFICATES ISSUED

Table 19.--Pilot Certificates Issued, by Class of Conductor: Calendar Year 1976

Category of certificate	Total ratings issued	Original issuances			Additional ratings				
		Total	Examiner	Inspector	No test	Total	Examiner	Inspector	No test
Total .....	266,376	219,513	71,725	135,703	12,085	46,863	36,631	6,201	4,031
Pilot--total .....	243,556	204,444	62,485	134,483	7,476	39,112	30,107	5,926	3,079
Student .....	129,280	129,280	0	129,280	0	0	0	0	0
Private .....	68,156	55,538	10,423	1,225	4,001	12,618	11,737	577	304
Commercial .....	35,636	13,577	10,423	377	2,777	22,059	17,916	1,534	2,609
Airline transport .....	7,770	3,869	544	3,281	44	3,901	195	3,699	7
Helicopter (only) .....	1,340	1,064	265	146	653	276	51	66	159
Glider (only) .....	1,086	848	753	94	1	238	196	42	0
Lighter-Than-Air .....	288	268	188	80	0	20	12	8	0
Non-pilot--total .....	22,820	15,069	9,240	1,220	4,609	7,751	6,524	275	952
Mechanic .....	11,650	8,501	6,081	325	2,095	3,149	2,741	164	244
Parachute rigger .....	530	454	281	106	67	76	56	19	1
Ground instructor .....	3,097	2,390	0	0	2,390	707	0	0	707
Dispatcher .....	106	106	43	63	0	0	0	0	0
Control tower .....	6,068	2,382	2,382	0	0	3,686	3,685	1	0
Operator .....	2	2	1	1	0	0	0	0	0
Flight navigator .....	1,367	1,234	452	725	57	133	42	91	0
Flight instructor* .....	10,855	6,137	7	6,130	0	4,718	10	4,708	0

Note: Excludes renewals.

\*Special ratings shown on pilot certificates represented above, not to be added to total.

Additional ratings are entered on current airman certificates as follows:

Private, commercial, and airline transport pilot--aircraft category, class, and type instrument ratings.

Helicopter pilot--Instrument and type ratings.

Flight instructor--ratings for each aircraft category in which the holder is qualified to instruct and for instrument flying instruction.

Mechanic--airframe and powerplant ratings.

Parachute rigger--senior or master rigger ratings.

Ground instructor--ratings for each subject in which the holder is qualified to give ground instruction.

Air traffic control tower operator--junior/senior ratings for airports where holder may control air traffic.

Table 20.--Instrument Ratings Issued: 1976,1975,1972

Class of Certificate	1976	1975	1972	Percent change 1975-1976
Total--all groups .....	18,155	16,495	17,311	+10
Private pilots--total .....	<u>6,686</u>	<u>4,670</u>	<u>3,853</u>	+43
Private airplane (only) .....	6,135	4,249	3,380	+44
Private airplane, private glider .....	92	47	61	+96
Private airplane, commercial glider .....	4	0	4	0
Private airplane, private helicopter .....	12	19	8	-37
Private airplane, commercial helicopter ...	194	167	288	+16
Private airplane, private glider, private helicopter .....	0	1	1	0
Private airplane, other .....	249	187	111	+33
Commercial pilots--total .....	<u>10,793</u>	<u>11,222</u>	<u>12,234</u>	- 4
Commercial airplane (only) .....	9,624	10,074	10,385	- 4
Commercial airplane, private glider .....	125	15	78	+733
Commercial airplane, commercial glider ....	99	69	72	+43
Commercial airplane, private helicopter ...	1	6	4	-83
Commercial airplane, commercial helicopter.	920	1,042	1,684	-12
Commercial airplane, private glider commercial helicopter .....	6	2	4	+200
Commercial airplane, commercial glider commercial helicopter .....	12	8	7	+50
Commercial airplane, other .....	6	6	0	0
Rotorcraft pilots--total .....	<u>676</u>	<u>603</u>	<u>1,224</u>	+12
Commercial helicopter .....	671	598	1,220	+12
Airline transport helicopter .....	3	4	0	-25
Commercial helicopter, private glider .....	1	0	1	0
Commercial helicopter, commercial glider ..	1	1	0	0
Commercial helicopter, other .....	0	0	3	0

**Figure 5. Student Certificates Issued Quarterly: 1972-76**

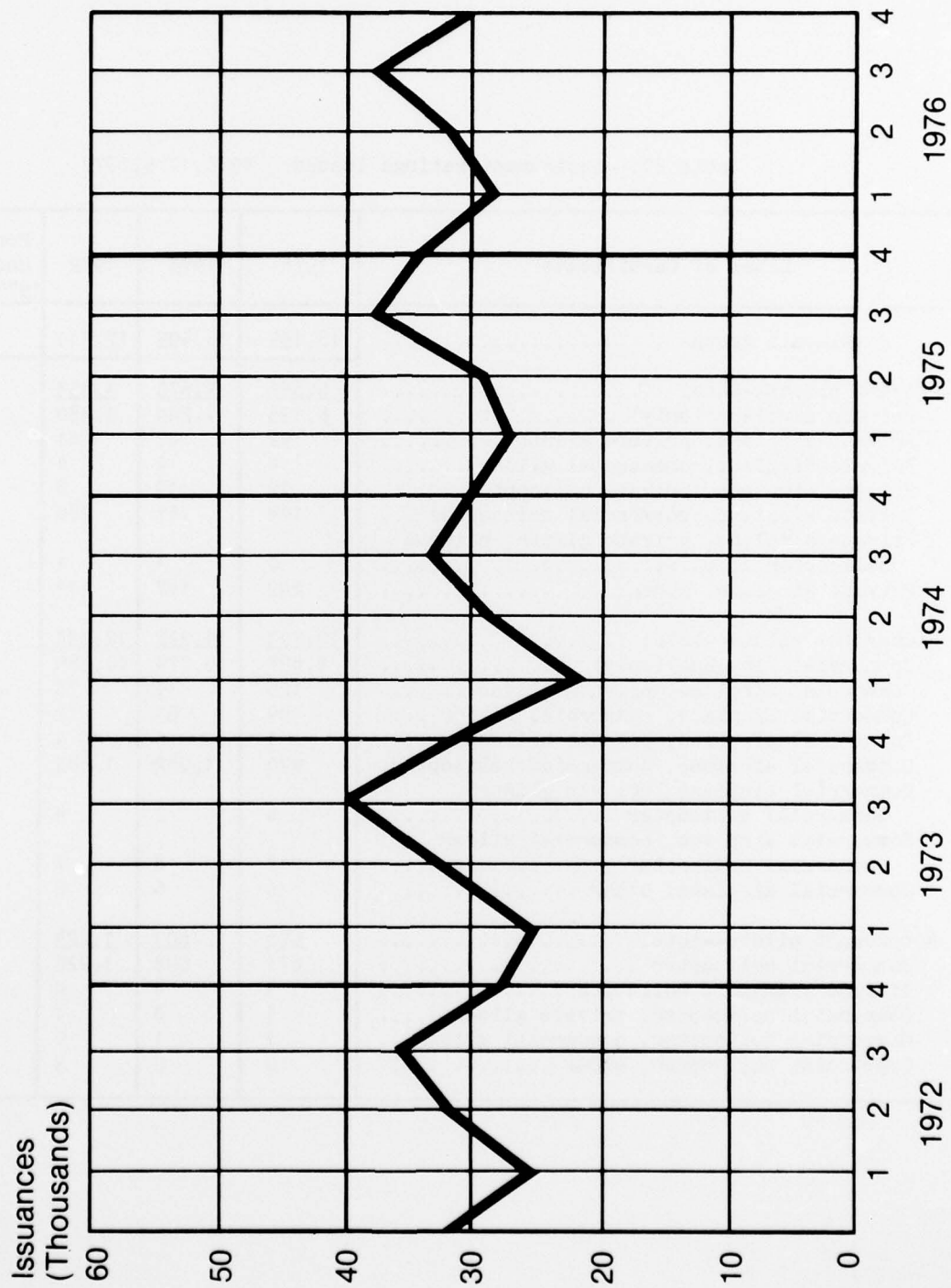


Table 21.--Student Certificates Issued, by Month: 1972-1976

Month	1976	1975	1974	1973	1972
Total .....	129,280	127,424	113,997	131,384	121,543
January .....	11,853	9,794	8,200	7,608	7,515
February .....	6,396	7,506	6,195	8,622	7,936
March .....	10,921	9,445	7,661	9,963	10,176
April .....	10,835	8,654	7,960	10,513	10,445
May .....	10,749	10,204	10,013	10,712	10,495
June .....	10,322	9,865	10,970	12,242	11,174
July .....	12,300	12,339	10,261	13,473	10,366
August .....	12,930	12,471	12,431	14,643	15,007
September .....	12,320	13,587	10,320	11,568	10,850
October .....	8,864	11,979	10,863	11,715	10,962
November .....	12,292	11,681	9,770	12,385	10,298
December .....	9,498	9,899	9,353	7,940	6,319