


AD-A041 591

OGDEN AIR LOGISTICS CENTER HILL AFB UTAH PROPELLANT L--ETC F/G 21/9.2
PROPELLANT SURVEILLANCE REPORT LGM-30 A AND B STAGE I TP-H1011.(U)
APR 77 J A THOMPSON
MANCP-367(77)

UNCLASSIFIED

NL

2 of 2
ADA041591



END

DATE
FILMED
8 - 77



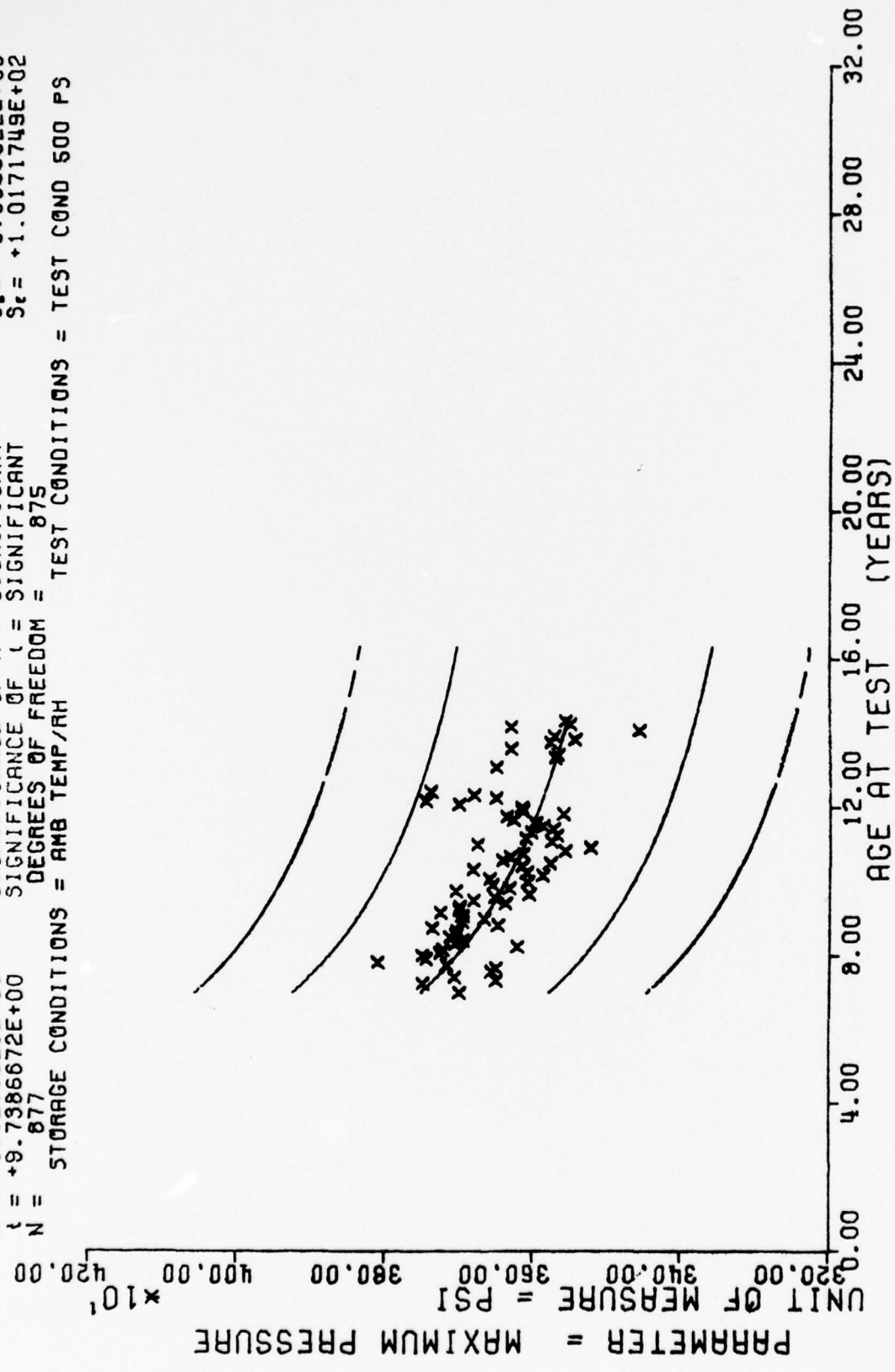
*** SAMPLE SIZE SUMMARY ***

AGE (MONTHS)	NR SAMPLES	AGE (MONTHS)	NR SAMPLES	AGE (MONTHS)	NR SAMPLES
84.0	2	112.0	9	137.0	47
87.0	1	113.0	11	138.0	24
88.0	2	114.0	4	139.0	17
89.0	3	115.0	25	140.0	26
91.0	3	116.0	15	141.0	12
92.0	1	117.0	17	142.0	24
93.0	3	118.0	23	143.0	16
94.0	2	119.0	18	144.0	7
95.0	2	120.0	19	145.0	3
96.0	1	121.0	12	146.0	4
97.0	5	122.0	10	147.0	2
98.0	5	123.0	36	148.0	2
99.0	8	124.0	15	149.0	3
100.0	7	125.0	30	157.0	3
101.0	10	126.0	24	160.0	3
102.0	8	127.0	39	161.0	3
103.0	5	128.0	30	163.0	6
104.0	10	129.0	27	165.0	6
105.0	6	130.0	21	166.0	6
106.0	7	131.0	27	167.0	6
107.0	11	132.0	15	169.0	3
108.0	16	133.0	11	170.0	6
109.0	16	134.0	14	171.0	3
110.0	4	135.0	19	172.0	3
111.0	4	136.0	29		

STAGE 1, WING 152, PRESSURE TIME, MAXIMUM PRESSURE

This sample size summary is applicable to figures 51 and 52

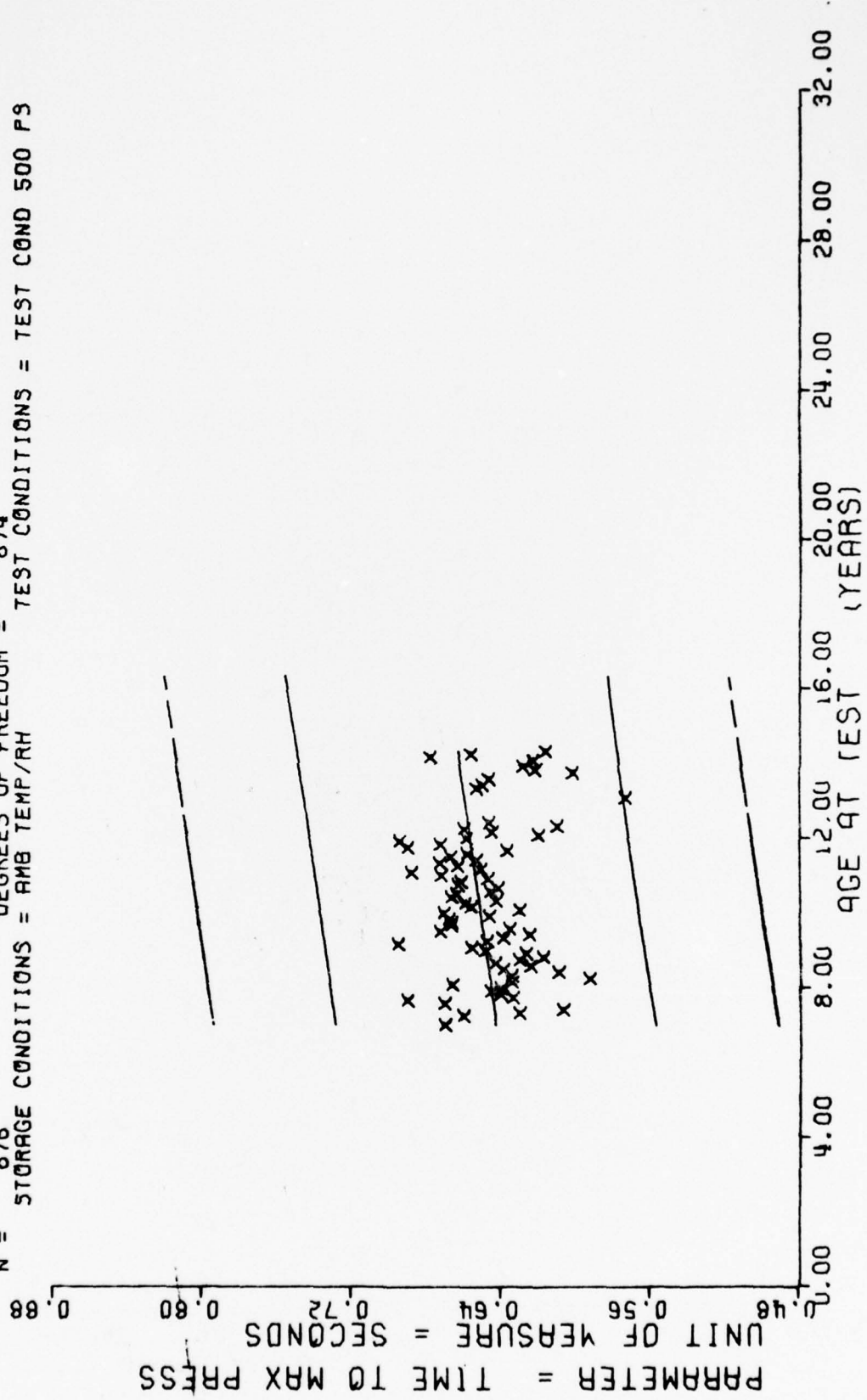
F = +9.4841640E+01 SIGNIFICANCE OF F = (+3.2523177E+04) / (X)
 R = +3.1271528E-01 SIGNIFICANT
 t = +9.7386672E+00 SIGNIFICANCE OF R = SIGNIFICANT
 N = 877 SIGNIFICANCE OF t = SIGNIFICANT
 DEGREES OF FREEDOM = 875
 STORAGE CONDITIONS = AMB TEMP/RH TEST CONDITIONS = TEST COND 500 PS



STAGE 1, WING 142, PRESSURE TIME, MAXIMUM PRESSURE

FIGURE 51

F = +4.8436227E+00 Y = ((+6.2287226E-01) + (+2.3701209E-04) * X)
 R = +7.4238528E-02 SIGNIFICANCE OF F = SIGNIFICANT G = +5.0612266E-02
 t = +2.2006232E+00 SIGNIFICANCE OF R = SIGNIFICANT S = +1.0769247E-04
 N = 876 SIGNIFICANCE OF t = SIGNIFICANT S1 = +5.0501469E-02
 DEGREES OF FREEDOM = 874
 STORAGE CONDITIONS = AMB TEMP/RH TEST CONDITIONS = TEST COND 500 P3



STAGE 1, WING 142, PRESSURE TIME, TIME TO MAXIMUM PRESSURE

FIGURE 52

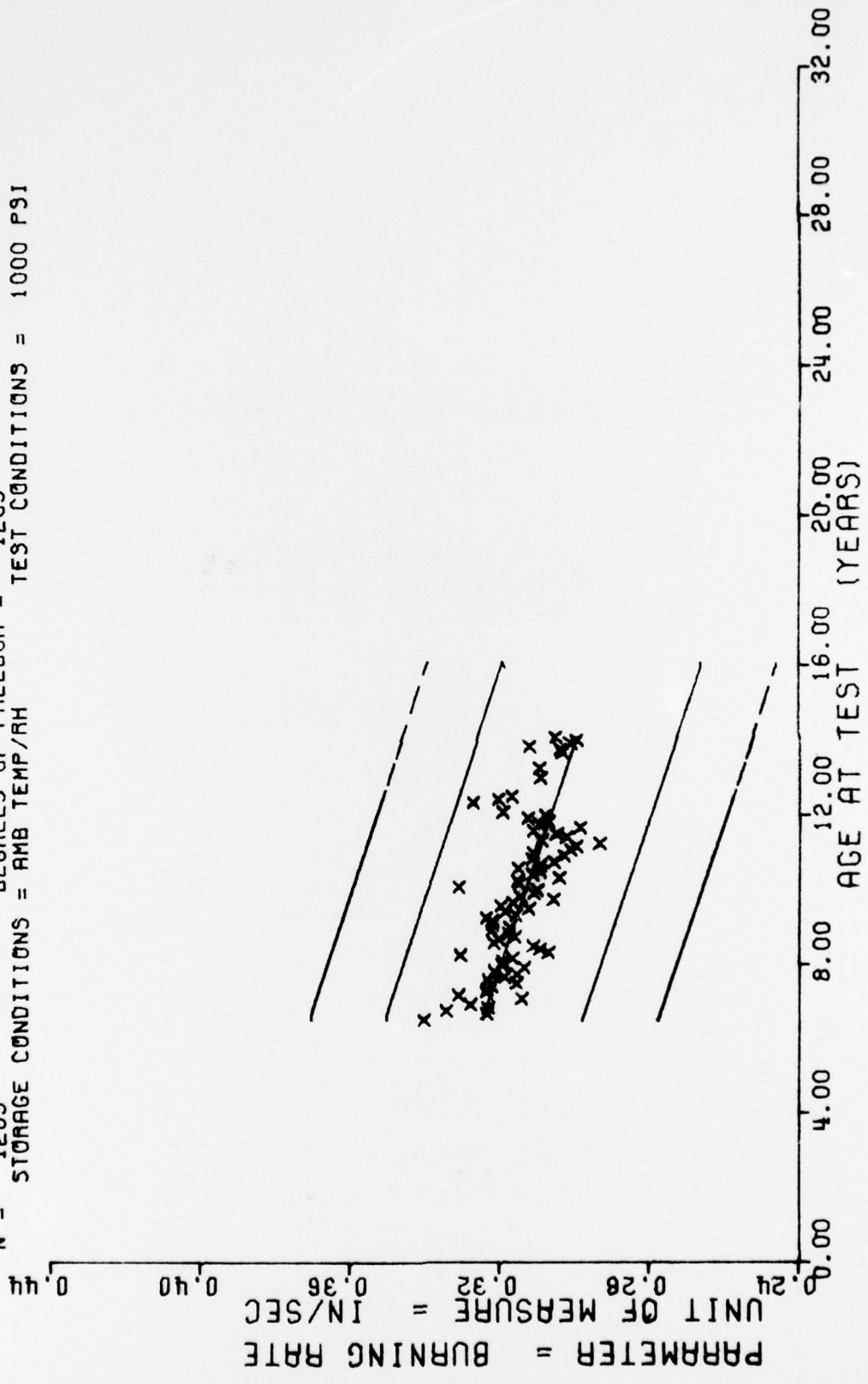
*** SAMPLE SIZE SUMMARY ***

AGE (MONTHS)	NR SAMPLES	AGE (MONTHS)	NR SAMPLES	AGE (MONTHS)	NR SAMPLES	AGE (MONTHS)	NR SAMPLES
78.0	3	105.0	21	130.0	24	167.0	3
80.0	8	106.0	18	131.0	21	168.0	6
81.0	3	107.0	21	132.0	12	169.0	6
82.0	3	108.0	18	133.0	26		
83.0	9	109.0	15	134.0	36		
85.0	3	110.0	9	135.0	9		
86.0	3	111.0	24	136.0	51		
87.0	9	112.0	27	137.0	45		
88.0	12	113.0	21	138.0	33		
89.0	6	114.0	21	139.0	48		
90.0	3	115.0	18	140.0	18		
91.0	14	116.0	18	141.0	18		
92.0	15	117.0	45	142.0	9		
93.0	3	118.0	21	143.0	9		
94.0	3	119.0	18	144.0	9		
95.0	12	120.0	24	145.0	6		
96.0	9	121.0	18	146.0	3		
97.0	3	122.0	18	148.0	9		
98.0	9	123.0	26	149.0	3		
99.0	6	124.0	21	150.0	3		
100.0	6	125.0	24	156.0	3		
101.0	15	126.0	35	159.0	6		
102.0	18	127.0	23	164.0	3		
103.0	18	128.0	36	165.0	6		
104.0	15	129.0	29	166.0	3		

STAGE 1. WING ACB. TP-H1011. BURNING RATE 1000 PSI

This sample size summary is applicable to figure 53

Y - ((+9.4598536E-01) + (-2.7786371E-04) * X)
 F = +1.1997331E+02 SIGNIFICANCE OF F = SIGNIFICANT G = +1.6217147E-02
 R = -3.0113884E-01 SIGNIFICANCE OF R = SIGNIFICANT S = +2.5368192E-05
 t = +1.0953232E+01 SIGNIFICANCE OF t = SIGNIFICANT Sx = +1.5470778E-02
 N = 1205 DEGREES OF FREEDOM = 1209
 STORAGE CONDITIONS = AMB TEMP/AH TEST CONDITIONS = 1000 PSI



STAGE 1. MING A&B. TP-H1011. BURNING RATE 1000 PSI

FIGURE 53

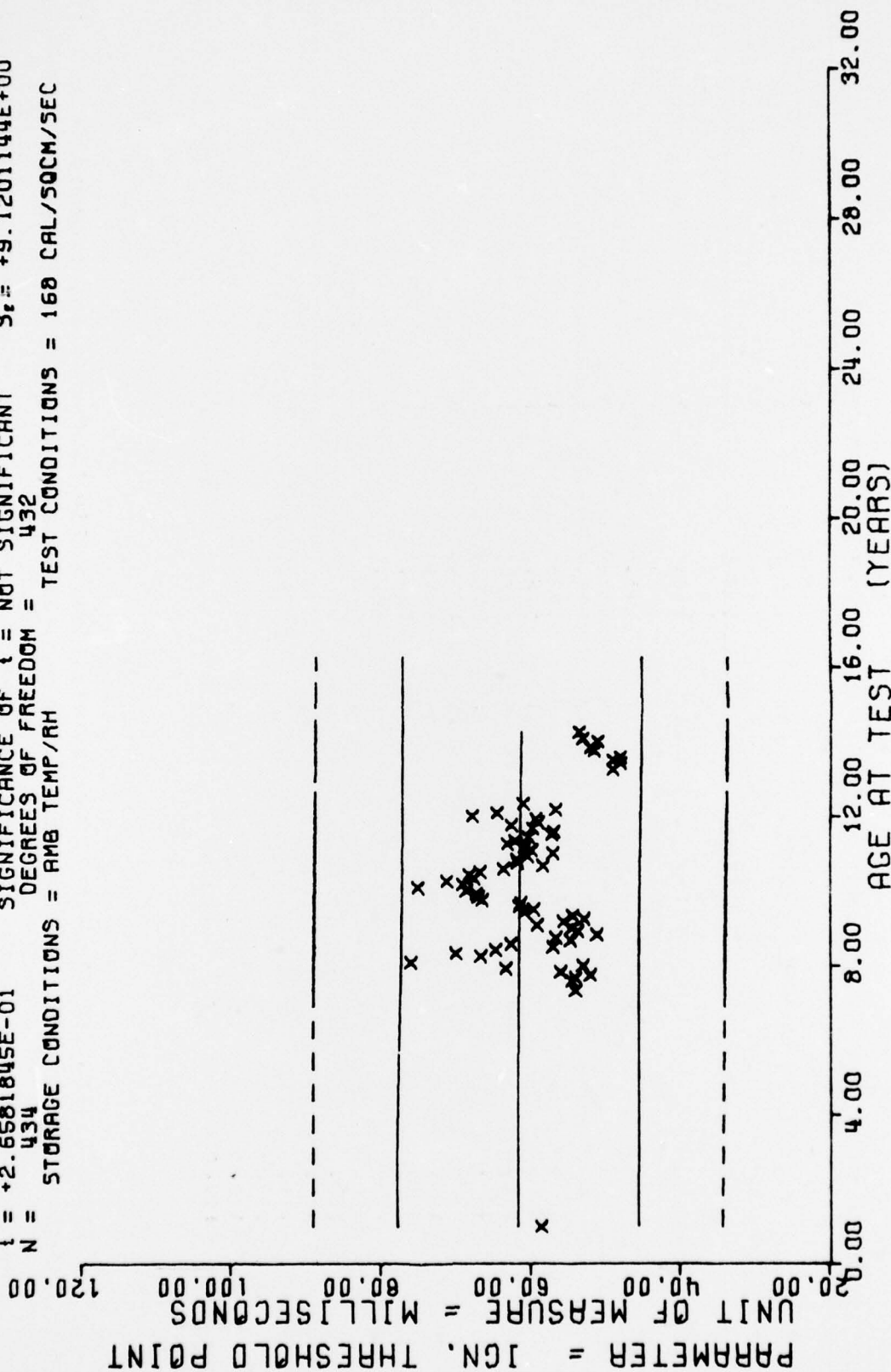
*** SAMPLE SIZE SUMMARY ***

AGE (MONTHS)	NR SAMPLES	AGE (MONTHS)	NR SAMPLES	AGE (MONTHS)	NR SAMPLES
12.0	10	114.0	12	139.0	11
89.0	1	115.0	6	140.0	4
91.0	2	116.0	10	141.0	5
92.0	4	117.0	6	142.0	5
93.0	1	118.0	6	143.0	7
94.0	3	119.0	12	144.0	5
95.0	3	120.0	8	145.0	2
96.0	3	121.0	8	146.0	3
97.0	4	122.0	9	148.0	2
98.0	4	123.0	12	159.0	1
99.0	10	124.0	5	161.0	1
100.0	7	125.0	11	162.0	1
101.0	10	126.0	9	163.0	1
102.0	8	127.0	11	165.0	2
103.0	9	128.0	8	166.0	2
104.0	9	129.0	4	168.0	1
105.0	6	130.0	6	169.0	1
106.0	10	131.0	7	171.0	2
107.0	7	132.0	5		
108.0	12	133.0	9		
109.0	6	134.0	11		
110.0	8	135.0	8		
111.0	8	136.0	8		
112.0	12	137.0	8		
113.0	7	138.0	15		

STAGE 1 WING 162 TP-H101: IGNITABILITY. IGN THRESHOLD POINT. 168 CAL/SO CM/SEC

This sample size summary is applicable to figure 54

F = +7.0659453E-02 SIGNIFICANCE OF F = NOT SIGNIFICANT $\alpha = +9.1103220E+00$
 R = -1.2788150E-02 SIGNIFICANCE OF R = NOT SIGNIFICANT $S_p = +1.9179531E-02$
 t = +2.6581845E-01 SIGNIFICANCE OF t = NOT SIGNIFICANT $S_e = +9.1201144E+00$
 N = 434 DEGREES OF FREEDOM = 432
 STORAGE CONDITIONS = AMB TEMP/RH TEST CONDITIONS = 168 CAL/50CM/SEC



STAGE 1 WING 142 TP-H1011 IGNITABILITY, IGN THRESHOLD POINT, 168 CAL/50 CM/SEC

*** SAMPLE SIZE SUMMARY ***

AGE (MONTHS)	NR SAMPLES	AGE (MONTHS)	NR SAMPLES
48.0	3	140.0	23
105.0	12	141.0	15
106.0	6	142.0	9
108.0	24	143.0	3
110.0	12	144.0	5
112.0	12	145.0	5
114.0	6	146.0	7
115.0	12	147.0	6
116.0	15	148.0	3
120.0	5	156.0	3
121.0	9	159.0	9
124.0	16	163.0	3
125.0	15	164.0	3
126.0	3	165.0	4
127.0	21	166.0	1
128.0	19	167.0	6
129.0	11	168.0	5
130.0	9		
131.0	9		
132.0	12		
135.0	7		
136.0	11		
137.0	14		
138.0	6		
139.0	22		

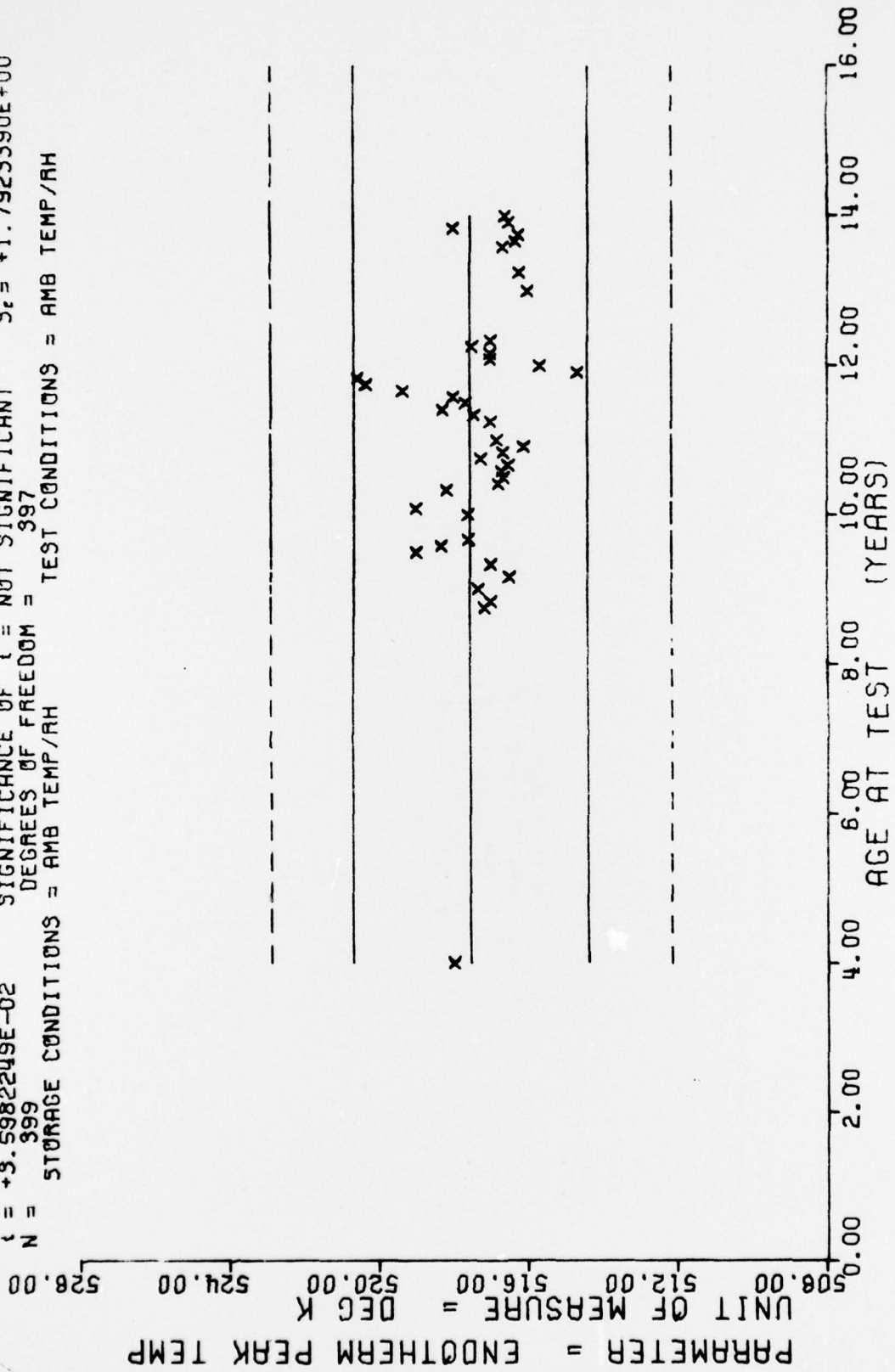
STAGE I WING 162 DIFFERENTIAL SCANNING CALORIMETER ENDOTHERM PEAK TEMP

This sample size summary is applicable to figures 55 thru 57

F = +1.2947222E-03
 R = -1.8058943E-03
 I = +3.5982249E-02
 N = 399
 STORAGE CONDITIONS = AMB TEMP/AH
 TEST CONDITIONS = AMB TEMP/AH

Y - { (+5.1755606E+02) + (-1.9044618E-04) * X }
 SIGNIFICANCE OF F = NOT SIGNIFICANT
 SIGNIFICANCE OF R = NOT SIGNIFICANT
 SIGNIFICANCE OF I = NOT SIGNIFICANT
 DEGREES OF FREEDOM = 397

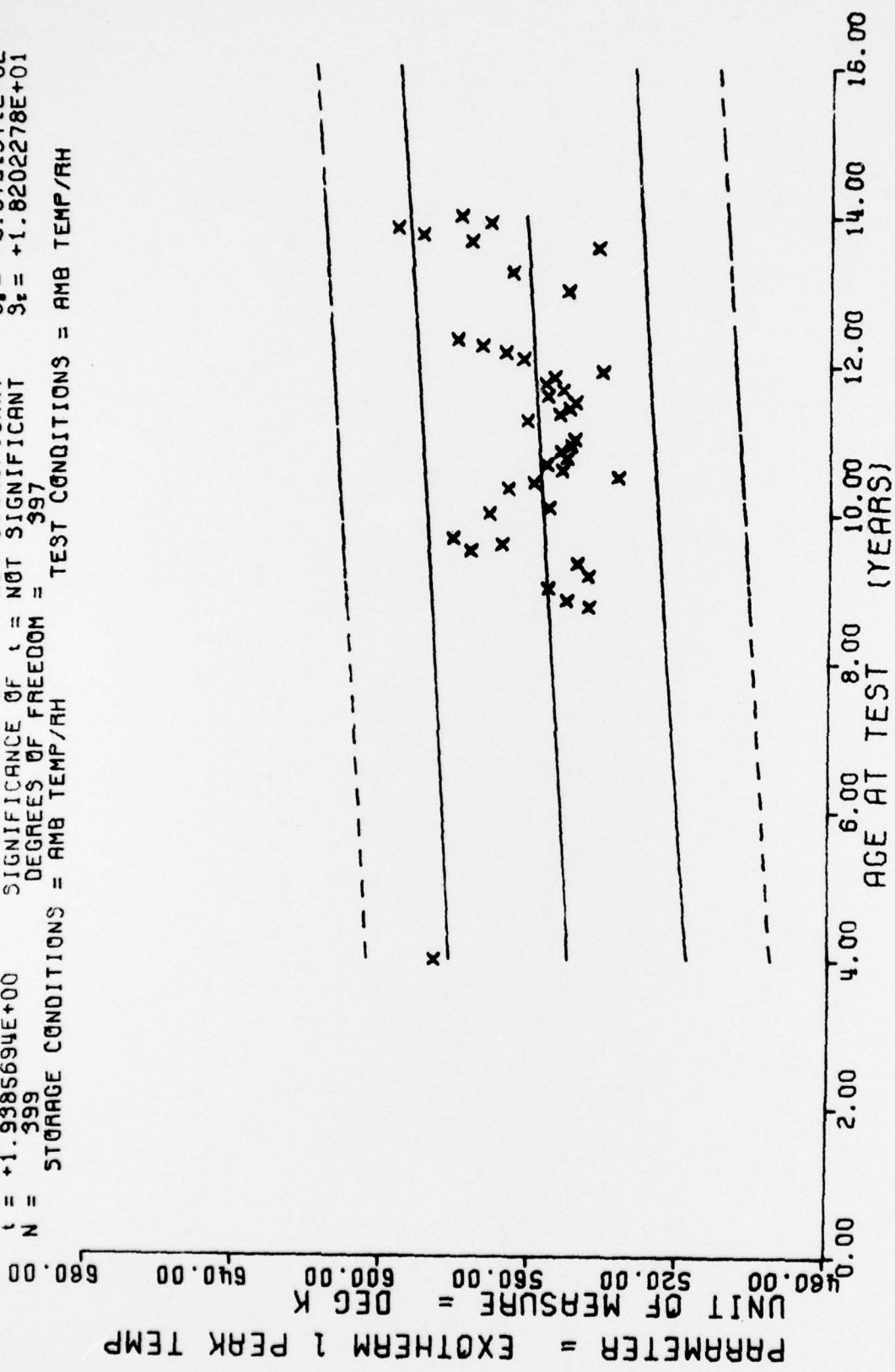
S₁ = +1.7900888E+00
 S₂ = +5.2927815E-03
 S₃ = +1.7923390E+00



STAGE I WING 1&2 DIFFERENTIAL SCANNING CALORIMETER ENDOTHERM PEAK TEMP

FIGURE 55

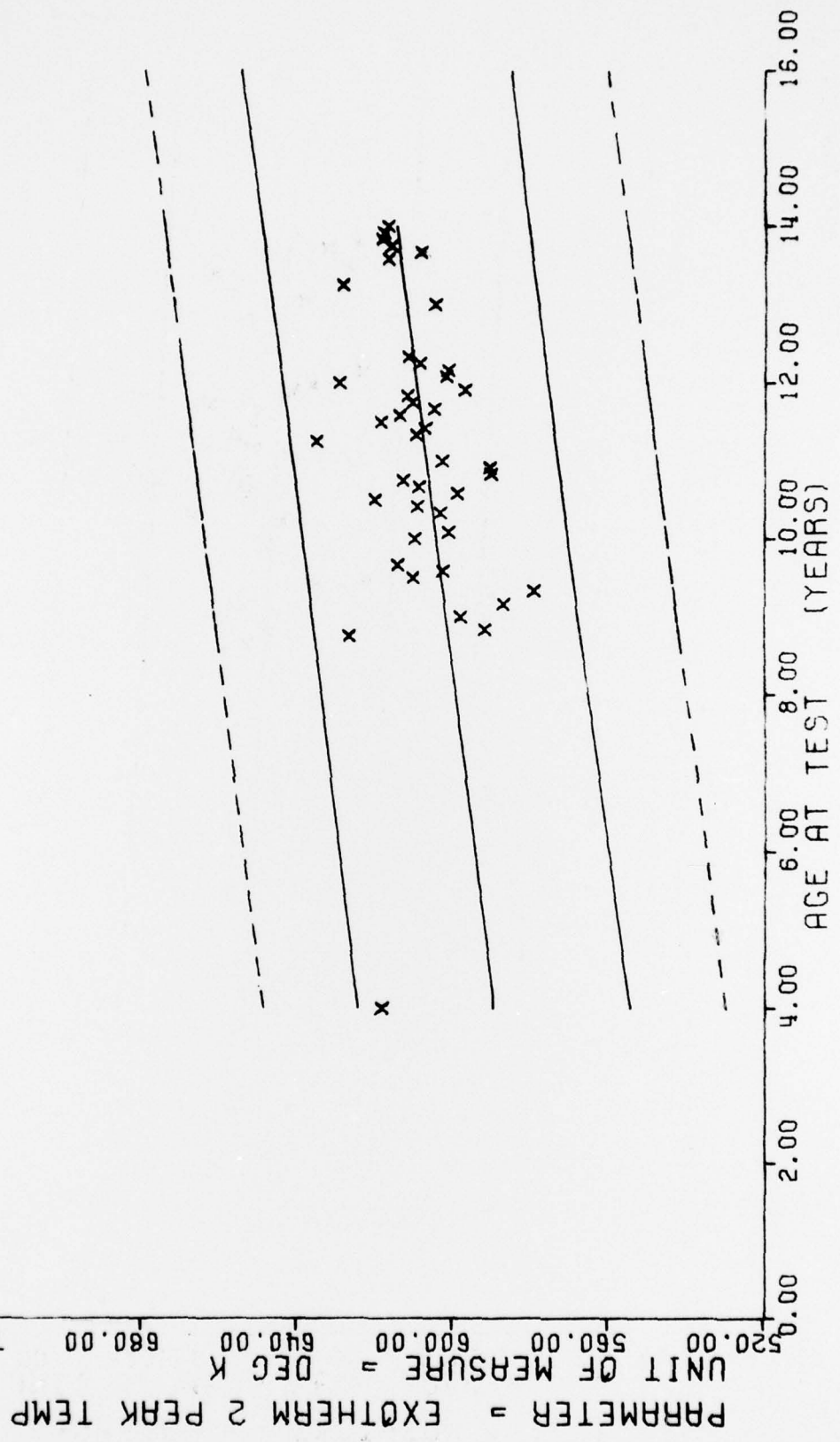
F = +3.7580516E+00
 R = +9.6836759E-02
 t = +1.9385694E+00
 N = 399
 STORAGE CONDITIONS = AMB TEMP/RH
 Y = ((+5.4485119E+02) + (+1.0420076E-01) * X)
 SIGNIFICANCE OF F = NOT SIGNIFICANT
 SIGNIFICANCE OF R = NOT SIGNIFICANT
 SIGNIFICANCE OF t = NOT SIGNIFICANT
 DEGREES OF FREEDOM = 397
 TEST CONDITIONS = AMB TEMP/RH
 G_t = +1.8265238E+01
 S₀ = +5.3751371E-02
 S_t = +1.8202278E+01



STAGE I WING 142 DIFFERENTIAL SCANNING CALORIMETER EXOTHERM 1 PEAK TEMP

FIGURE 56

F = +1.2673663E+01 Y = ((+5.7944381E+02) + (+2.0886812E-01) * X)
 R = +1.7588632E-01 SIGNIFICANCE OF F = SIGNIFICANT S_r = +2.0157411E+01
 I = +3.5600089E+00 SIGNIFICANCE OF R = SIGNIFICANT S_b = +5.8670675E-02
 N = 399 SIGNIFICANCE OF I = SIGNIFICANT S_c = +1.9868143E+01
 DEGREES OF FREEDOM = 397
 STORAGE CONDITIONS = AMB TEMP/AH TEST CONDITIONS = AMB TEMP/AH



STAGE I WING 142 DIFFERENTIAL SCANNING CALORIMETER EXOTHERM 2 PEAK TEMP

FIGURE 57

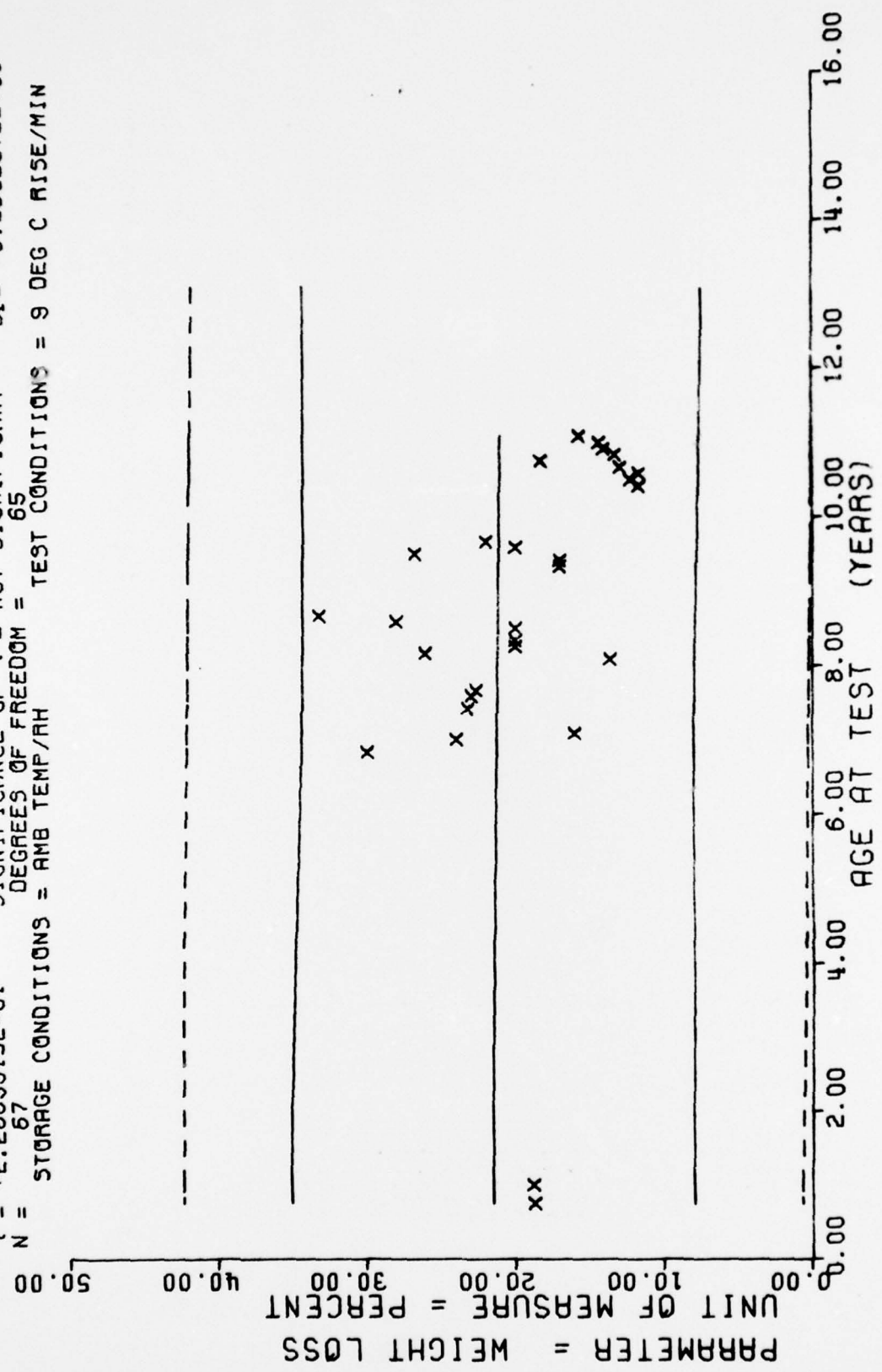
*** SAMPLE SIZE SUMMARY ***

AGE (MONTHS)	NP SAMPLES	AGE (MONTHS)	NP SAMPLES
9.0	9	120.0	1
12.0	4	131.0	2
22.0	1	132.0	2
34.0	1	133.0	1
35.0	1		
39.0	2		
51.0	2		
52.0	5		
57.0	4		
58.0	7		
59.0	2		
100.0	1		
102.0	3		
103.0	6		
104.0	5		
112.0	1		
113.0	1		
114.0	2		
115.0	1		
116.0	1		
125.0	1		
126.0	2		
127.0	1		
128.0	2		
129.0	1		

WING 162 STAGE 1 TGA PERCENT WEIGHT LOSS AT 250 DEG C. 9 DEC C FISE/MIN

This sample size summary is applicable to figure 58

Y = ((+2.1635782E+01) + (-5.3019889E-03) * X)
 F = +5.2390702E-02 SIGNIFICANCE OF F = NOT SIGNIFICANT
 R = -2.8378894E-02 SIGNIFICANCE OF R = NOT SIGNIFICANT
 I = +2.2889015E-01 SIGNIFICANCE OF I = NOT SIGNIFICANT
 N = 67 DEGREES OF FREEDOM = 65
 STORAGE CONDITIONS = AMB TEMP/AH TEST CONDITIONS = 9 DEG C RISE/MIN



WING 142 STAGE 1 TGA PERCENT WEIGHT LOSS AT 250 DEG C, 9 DEG C RISE/MIN

FIGURE 58

*** SAMPLE SIZE SUMMARY ***

AGE (MONTHS)	NO SAMPLES	AGE (MONTHS)	NO SAMPLES
9.0	6	120.0	1
14.0	4	127.0	1
22.0	1	134.0	6
24.0	1	139.0	5
29.0	1	130.0	8
31.0	2	131.0	6
31.0	4	132.0	5
32.0	7	133.0	4
37.0	6	134.0	5
53.0	9	135.0	10
59.0	4	136.0	14
100.0	6	137.0	8
101.0	1	138.0	2
102.0	6	139.0	5
103.0	6		
104.0	9		
105.0	3		
106.0	1		
107.0	5		
112.0	2		
113.0	3		
114.0	6		
115.0	3		
119.0	3		
125.0	3		

WING 162 STAGE 1 TGA PERCENT WEIGHT LOSS AT IGNITION, 9 DEG C FISE/MIN

This sample size summary is applicable to figure 59

DISTRIBUTION

	<u>NR</u> <u>COPIES</u>
OOALC	
MMWRMT	1
MMWRME	1
DDC (TISIR) Cameron Station, Alexandria, VA 22314	2
SAMSO, Norton AFB, CA 92409	
MNNP	1
TWR Systems, Norton AFB, CA 92409	
Attn: Mr. J. C. Metcalf, Bldg 523/315	1
AFPRO, Thiokol Chemical Corporation	2
Wasatch Division	
P.O. Box 524	
Brigham City, Utah 84302	
(Cy to R. E. Keating)	
AFRPL (MKPB) Edwards AFB, CA 93523	1
SAC (LGMB) Offutt AFB, NB 68113	1
U. S. Naval Ordnance Station, Indian Head, MA 20640	1
Attn: Dr. James H. Wiegand	
Fleet Support Dept., Propulsion	
System Development Division, Code FS7	
CPIA, Johns Hopkins University	1
Attn: Dr. P. L. Nichols	
8621 Georgia Avenue	
Silver Springs, MA 20910	
Naval Plant Branch Representative	1
Attn: Mr. David W. Pratt	
Bacchus Works	
Manga, Utah 84044	

REPORT DOCUMENTATION PAGE		READ INSTRUCTIONS BEFORE COMPLETING FORM	
1. REPORT NUMBER 367(77)	2. GOVT ACCESSION NO.	3. RECIPIENT'S CATALOG NUMBER	
4. TITLE (and Subtitle) Propellant Surveillance Report LGM-30 A & B Stage I, TP-H1011		5. TYPE OF REPORT & PERIOD COVERED Test Results-Semi Annual	
		6. PERFORMING ORG. REPORT NUMBER	
7. AUTHOR(s) John A. Thompson		8. CONTRACT OR GRANT NUMBER(s)	
9. PERFORMING ORGANIZATION NAME AND ADDRESS Propellant Lab Section Directorate of Maintenance OO-ALC Hill AFB, Utah 84406		10. PROGRAM ELEMENT, PROJECT, TASK AREA & WORK UNIT NUMBERS MMEMP Project M72632-5MP116P	
11. CONTROLLING OFFICE NAME AND ADDRESS Service Engineering Division Directorate of Material Management OO-ALC Hill AFB, Utah 84406		12. REPORT DATE April 1977	
		13. NUMBER OF PAGES 112	
14. MONITORING AGENCY NAME & ADDRESS (if different from Controlling Office)		15. SECURITY CLASS. (of this report) Unclassified	
		15a. DECLASSIFICATION/DOWNGRADING SCHEDULE	
16. DISTRIBUTION STATEMENT (of this Report) Approved for Public Release, Distribution Unlimited			
17. DISTRIBUTION STATEMENT (of the abstract entered in Block 20, if different from Report)			
18. SUPPLEMENTARY NOTES			
19. KEY WORDS (Continue on reverse side if necessary and identify by block number) Solid Propellant Minuteman			
20. ABSTRACT (Continue on reverse side if necessary and identify by block number) This report contains propellant test results from cartons of TP-H1011 bulk propellant representing LGM-30 A and B First Stage Minuteman Motors. This report is the twelfth time that a statistical approach has been used to analyze First Stage bulk carton propellant. Testing was accomplished in accordance with MMEMP Project M72632-5MP116P. The purpose of testing was to determine and provide early warning of any serious degradation trends occurring in the propellant for service life predictions. An analysis of all parameters indicates that no potential problems are expected in the propellant			

20. (con't)

for at least two years past the oldest data point.

Data stored in the G085 System were plotted utilizing the IBM 360-65 Computer and Cal-Comp Plotter. The data range at any age can be found by suitable inquiry of the G085 System.

Each point on the regression plot represents the mean of all samples at that particular age. The number of specimens at each point is indicated on the sample size summary sheet accompanying each regression plot or group of regression plots.