

AD-A042 702

WISCONSIN UNIV MILWAUKEE DEPT OF PHYSICS
COMPARATIVE STUDY OF ELECTRON-PHONON INTERACTION IN THREE VANAD--ETC(U)
JAN 77 J A WAYNERT, M LEVY

F/G 20/12

AF-AFOSR-2079-71

NL

AFOSR-TR-77-0491

UNCLASSIFIED

| OF |
AD
A042 702



END
DATE
FILMED
8-77
DDC

AFOSR - TR - 77 - 049 F

92

ADA 042702

COMPARATIVE STUDY OF ELECTRON-PHONON INTERACTION
IN THREE VANADIUM SAMPLES OF VARYING PURITY*

J. A. Waynert and M. Levy

Reprinted from

Proceedings of the 14th
International Conference
on Low Temperature Physics
Otaniemi, Finland, August 14-20, 1975
Volume 2, Superconductivity

Edited by Matti Krusius and Matti Vuorio

Published by North-Holland Publishing Company
Amsterdam · Oxford 1975

DDC
JUN 1 1977
ADDITIONAL

AD No. —
DDC FILE COPY

8

S.108 COMPARATIVE STUDY OF ELECTRON-PHONON INTERACTION IN THREE VANADIUM SAMPLES OF VARYING PURITY*.

J. A. Waynert and M. Levy

Physics Department, University of Wisconsin-Milwaukee, Milwaukee, Wisconsin 53201, USA.

Recently a theory for the transport coefficients of pure type II superconductors ($\ell > \xi_0$) near the upper critical field H_{c2} was developed by A. Houghton and K. Maki (HM).¹ The electron-phonon interaction is expected to exhibit two types of behavior: very near H_{c2} , the ultrasonic attenuation should exhibit gapless behavior $(\alpha_n - \alpha_s)/\alpha_n \sim H_{c2} - H$; further away from H_{c2} , the absorption should go as $\Delta\alpha/\alpha \sim \sqrt{H_{c2} - H}$. Although this theory has been compared to niobium² where qualitative agreement was found, there has been no definitive study performed on vanadium. The present work relates the results of ultrasonic attenuation measurements as a function of temperature and applied magnetic field in three vanadium samples with resistivity ratios of 8,245, and about 400, hereafter referred to as samples 1, 11, and 111 respectively.

HM have developed a theory for the low frequency response functions for clean type II superconductors when the magnetization M is small. Their expression for the damping factor provides simple analytical forms for both the thermal conductivity and the ultrasonic attenuation in terms of a single dimensionless parameter $\mu = 2\sqrt{\pi} \Delta^2 \ell / \hbar^2 k_c v_F^2$ for the limit $T = 0$ K. In terms of this parameter, the normalized attenua-

Table I

Sample	Length	Diameter	T_c (a)	T_c (b)	$\Delta(0)/kT_c$	ℓ_1	$\ell_2(10^{-4}\text{cm})$	\bar{q}
1	3.9cm	0.6cm	4.81	4.69	$3.5 \pm .1$	0.2	0.4	110
11	3.8cm	0.6cm	5.26	5.26	$3.5 \pm .2$	1.0	2.1	110
111	0.6cm	0.5cm	5.34	5.27	$3.3 \pm .2$	1.4	4.0	100

(a) from extrapolation of H_{c2} data to $H_{c2} = 0$

(b) from attenuation vs temperature data

tion for transverse waves with phonon wave vector \vec{q} parallel to the applied field H is

$(\alpha_n - \alpha_s)/\alpha_n = \Delta\alpha/\alpha = 15\mu[\mu^2(1-\mu^2)J_1 + \pi/16 - \mu/3 - \pi\mu^2/4 + \mu^3]$ where $J_1 = \pi/2 - (2\mu/\sqrt{\mu^2-1}) \tan^{-1}[(\mu-1)/(\mu+1)]^{1/2}$, Δ is the spatially averaged order parameter, k_c is the reciprocal lattice vector of the lattice, v_F is the Fermi velocity, and ℓ is the electron mean free path. Relating these parameters to experimental observables,³ we find

$$\mu = \frac{\ell}{\pi n^2 v_F^2 N(0)} \left[\frac{\phi_0}{2H_{c2}} \right]^{1/2} \left[H_{c2} - \frac{dH_{c2}}{dt} \right] \frac{H_{c2} - H}{1.16[2\kappa_2^2 - 1] + n}$$

is the flux quantum, $N(0)$ is the density of states at the Fermi surface, n is the demagnetization factor, and K_2 is the Maki-Tsuzuki parameter. This expression implies $\mu = f(t) \cdot [H_{c2} - H]$ where $f(t)$ is an experimentally determined function of the reduced temperature $t = T/T_c$.

Figure 1 illustrates the linear relationship between μ and $H_{c2} - H = \Delta H$ at a few temperatures for sample 11, while figure 2 illustrates the resulting fit of the theory to the experimental points at the same temperatures. Note that H_{c2} is also easily obtained at each temperature and its resulting temperature dependence for sample 11 is shown in figure 3. We have intentionally eliminated the data points for extremely small ΔH values in samples 11 and 111 because of a one

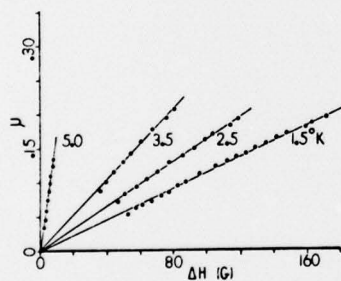


Fig. 1 - $f(t) = \mu/\Delta H$ shown for sample 11.

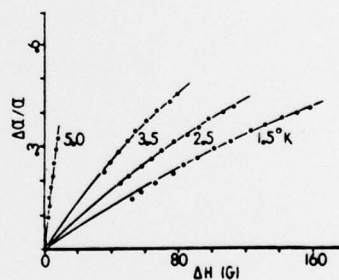


Fig. 2 - \bullet data points, —HM theory for sample 11.

dimensional fluctuation effect⁴ which occurs here in pure samples, causing a rounding in the attenuation. The effect was minimal in sample I and has not been included in the HM theory.

The temperature dependence of l was determined by using Pippard's⁵ result for attenuation in normal metals. His theory shows that the attenuation in the normal state α_n is proportional to $\omega^2\tau$ for $q\ell < 1$ and to ω for $q\ell > 1$ ($\ell = v_F\tau$; $\omega = qv_S$). Having applied a magnetic field sufficient to turn the sample normal, and having varied the temperature from 1.5° to T_C , we found the attenuation constant in all three samples. Since doubling the applied field also had no effect we assumed that the electron mean free path in the normal state was independent of temperature and magnetic field in the region of interest. Finnemore⁶ has experimentally found that for "not too pure" samples, $K_2(t)/K_2(1)$ obeys the same temperature dependence for a wide range of sample purities. Using this fact and the data of Sekula and Kernohan⁷ and the relation $K_2(1) = K = K_0 + 7.53 \times 10^{-3} \rho_0 \gamma^{\frac{1}{2}}$ we were able to determine $K_2(t)$ for all three samples.

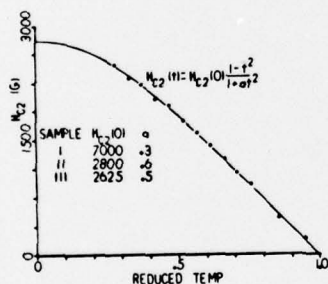


Fig. 3 - H_{c2} as function of t for sample 11.

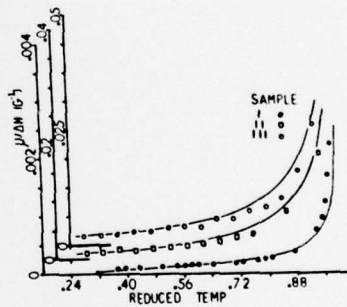


Fig. 4 - $f(t)$ vs t for each sample. Same t scale for each curve. Sample I, 45MHz; II, 15MHz; III, 255MHz; all transverse waves $\vec{q} \parallel H$.

REPORT DOCUMENTATION PAGE		READ INSTRUCTIONS BEFORE COMPLETING FORM
1. REPORT NUMBER AFOSR - TR - 77 - 049 L	2. GOVT ACCESSION NO.	3. RECIPIENT'S CATALOG NUMBER
4. TITLE (and Subtitle) COMPARATIVE STUDY OF ELECTRON-PHONON INTERACTION IN THREE VANADIUM SAMPLES OF VARYING PURITY.	5. TYPE OF REPORT & PERIOD COVERED Interim 10/1/73 9/30/75	
6. PERFORMING ORG. REPORT NUMBER		7. AUTHOR(s) J. A. Waynert and M. Levy
8. CONTRACT OR GRANT NUMBER(s) AF- AFOSR 71-2079-71		9. PERFORMING ORGANIZATION NAME AND ADDRESS Physics Department University of Wisconsin-Milwaukee Milwaukee, Wisconsin 53201
10. PROGRAM ELEMENT, PROJECT, TASK AREA & WORK UNIT NUMBERS 61102F 12/42 976402		11. CONTROLLING OFFICE NAME AND ADDRESS Air Force Office of Scientific Research/NE Bolling AFB, Building 410 Washington, D.C. 20332
12. REPORT DATE January 1977		13. NUMBER OF PAGES 4
14. MONITORING AGENCY NAME & ADDRESS (if different from Controlling Office) Interim rept. 1 Oct 73 - 30 Sep 75		15. SECURITY CLASS. (of this report) UNCLASSIFIED
15a. DECLASSIFICATION/DOWNGRADING SCHEDULE		
16. DISTRIBUTION STATEMENT (of this Report) Approved for public release; distribution unlimited. 127p. 18 AFOSR 19 TR-77-049L		
17. DISTRIBUTION STATEMENT (of the abstract entered in Block 20, if different from Report)		
18. SUPPLEMENTARY NOTES PROCEEDINGS Proceedings of the 14th International Conference on Low Temperature Physics, Otaniemi, Finland, 14-20, August 1975, Vol. 2, pp. 417-420 (North-Holland Publishing Co., Amsterdam - Oxford).		
19. KEY WORDS (Continue on reverse side if necessary and identify by block number) Electron-phonon interaction gapless behavior magnetization vanadium ultrasonic attenuation damping factor transport coefficients niobium thermal conductivity pure type II superconductors magnetic field transverse waves upper critical field low frequency response function		
20. ABSTRACT (Continue on reverse side if necessary and identify by block number) The ultrasonic attenuation coefficient has been measured in the mixed state of three samples of single crystal vanadium of varying purity in order to determine the effect of impurities on the electron phonon interaction in the mixed state of vanadium. The resistivity ratio of the three samples was 8, 245, and 400. Within experimental error the superconducting energy gap of the three samples was 3.5 kT _c . The electron mean free path determined ultrasonical- ly was 0.4, 2.1 and 4.0×10^{-4} cm. respectively. A recent theory is presented		

19. Key Words - continued

phonon wave vector
order parameter
reciprocal lattice vector
Fermi velocity
electron mean free path
flux quantum
density of states
demagnetization factor
one dimensional fluctuation
normal metal
residual resistance

cont 20. Abstract - continued

→ which indicates that electron phonon interaction is a strong function of the electron mean free path in the mixed state. The relative attenuation decreases more rapidly for the purer samples as the magnetic field is decreased from the upper critical field and therefore the electron phonon interaction term also decreases more rapidly. There appears to be good quantitative agreement between the experimental results and the theoretical predictions.

↑